



PROPERTY AND CASUALTY COMPANIES - ASSOCIATION EDITION

ANNUAL STATEMENT
FOR THE YEAR ENDED DECEMBER 31, 2023
OF THE CONDITION AND AFFAIRS OF THE
GREAT AMERICAN ALLIANCE INSURANCE COMPANY

NAIC Group Code	0084 (Current)	0084 (Prior)	NAIC Company Code	26832	Employer's ID Number	95-1542353
Organized under the Laws of	OH			State of Domicile or Port of Entry	OH	
Country of Domicile	United States of America					
Incorporated/Organized	09/11/1945			Commenced Business	04/01/1946	
Statutory Home Office	301 E. Fourth Street (Street and Number)			Cincinnati, OH, US 45202 (City or Town, State, Country and Zip Code)		
Main Administrative Office	301 E. Fourth Street (Street and Number)			Cincinnati, OH, US 45202 (City or Town, State, Country and Zip Code)		
	Cincinnati, OH, US 45202 (City or Town, State, Country and Zip Code)			513-369-5000 (Area Code) (Telephone Number)		
Mail Address	301 E. Fourth Street (Street and Number or P.O. Box)			Cincinnati, OH, US 45202 (City or Town, State, Country and Zip Code)		
Primary Location of Books and Records	301 E. Fourth Street (Street and Number)			Cincinnati, OH, US 45202 (City or Town, State, Country and Zip Code)		
	Cincinnati, OH, US 45202 (City or Town, State, Country and Zip Code)			513-369-5000 (Area Code) (Telephone Number)		
Internet Website Address	www.greatamericaninsurancegroup.com					
Statutory Statement Contact	Judith Elaine Gill (Name)			513-369-5000 (Area Code) (Telephone Number)		
	statutoryfilings@gaig.com (E-mail Address)			513-369-5830 (FAX Number)		

OFFICERS

President	David Lawrence Thompson Jr.	Vice President & Controller	Judith Elaine Gill #
Secretary	Matthew David Felvus	Vice President & Actuary	Lisa Ann Hays

OTHER

Anthony Joseph Mercurio, Executive Vice President	Michael Eugene Sullivan Jr., Executive Vice President	Sue Ann Erhart, Senior Vice President & General Counsel
Annette Denise Gardner, Senior Vice President, Chief Financial Officer & Treasurer	Aaron Beasy Latto, Senior Vice President	James Louis Muething, Senior Vice President
Carol Prevatt Sipe, Senior Vice President	Bruce Robert Smith Jr., Senior Vice President	John William Tholen, Vice President
Magdalena Franziska Kulik Grossman, Chief Compliance Officer	Stephen Charles Beraha, Assistant Vice President & Assistant Secretary	Matthew John Stevens, Assistant Treasurer
Robert Jude Zbacnik, Assistant Treasurer		

DIRECTORS OR TRUSTEES

Michelle Ann Gillis	Brian Scott Hertzman	Anthony Joseph Mercurio
Michael Eugene Sullivan Jr.	David Lawrence Thompson Jr.	

State of Ohio
County of Hamilton SS

The officers of this reporting entity being duly sworn, each depose and say that they are the described officers of said reporting entity, and that on the reporting period stated above, all of the herein described assets were the absolute property of the said reporting entity, free and clear from any liens or claims thereon, except as herein stated, and that this statement, together with related exhibits, schedules and explanations therein contained, annexed or referred to, is a full and true statement of all the assets and liabilities and of the condition and affairs of the said reporting entity as of the reporting period stated above, and of its income and deductions therefrom for the period ended, and have been completed in accordance with the NAIC Annual Statement Instructions and Accounting Practices and Procedures manual except to the extent that: (1) state law may differ; or, (2) that state rules or regulations require differences in reporting not related to accounting practices and procedures, according to the best of their information, knowledge and belief, respectively. Furthermore, the scope of this attestation by the described officers also includes the related corresponding electronic filing with the NAIC, when required, that is an exact copy (except for formatting differences due to electronic filing) of the enclosed statement. The electronic filing may be requested by various regulators in lieu of or in addition to the enclosed statement.

David Lawrence Thompson, Jr. President	Matthew David Felvus Secretary	Judith Elaine Gill Vice President & Controller

Subscribed and sworn to before me this 14th day of February, 2024

Holly M Clayton
Holly M. Clayton
Notary Public State of Ohio
April 28th, 2025

a. Is this an original filing? Yes [X] No []
b. If no,
1. State the amendment number.....
2. Date filed
3. Number of pages attached.....





ANNUAL STATEMENT FOR THE YEAR 2023 OF THE GREAT AMERICAN ALLIANCE INSURANCE COMPANY

EXHIBIT OF PREMIUMS AND LOSSES (Statutory Page 14)

NAIC Group Code 0084

BUSINESS IN THE STATE OF Alabama

DURING THE YEAR 2023

NAIC Company Code 26832

Line of Business		Gross Premiums, Including Policy and Membership Fees, Less Return Premiums and Premiums on Policies not Taken		3	4	5	6	7	8	9	10	11	12
		1	2										
		Direct Premiums Written	Direct Premiums Earned	Dividends Paid or Credited to Policyholders on Direct Business	Direct Unearned Premium Reserves	Direct Losses Paid (deducting salvage)	Direct Losses Incurred	Direct Losses Unpaid	Direct Defense and Cost Containment Expense Paid	Direct Defense and Cost Containment Expense Incurred	Direct Defense and Cost Containment Expense Unpaid	Commissions and Brokerage Expenses	Taxes, Licenses and Fees
1.	Fire	0	0	0	0	0	0	0	0	0	0	0	0
2.1	Allied Lines	0	0	0	0	(2)	0	0	0	0	0	0	1
2.2	Multiple Peril Crop	0	0	0	0	0	0	0	0	0	0	0	3
2.3	Federal Flood	0	0	0	0	0	0	0	0	0	0	0	0
2.4	Private Crop	0	0	0	0	0	0	0	0	0	0	0	31
2.5	Private Flood	0	0	0	0	0	0	0	0	0	0	0	0
3.	Farmowners Multiple Peril	265,812	303,108	0	112,451	267,380	290,833	95,991	0	(27,784)	12,057	54,049	13,240
4.	Homeowners Multiple Peril	0	0	0	0	0	0	0	0	0	0	0	0
5.1	Commercial Multiple Peril (Non-Liability Portion)	106,235	134,131	0	65,799	0	(7,941)	13,934	0	912	2,721	17,963	5,973
5.2	Commercial Multiple Peril (Liability Portion)	18,555	23,878	0	11,505	13,003	(108,037)	29,437	37,365	38,402	15,726	3,101	1,145
6.	Mortgage Guaranty	0	0	0	0	0	0	0	0	0	0	0	0
8.	Ocean Marine	0	0	0	0	0	0	0	0	0	0	0	1
9.	Inland Marine	21,369	29,374	0	2,219	6,780	6,633	2,700	0	(5)	197	5,382	2,895
10.	Financial Guaranty	0	0	0	0	0	0	0	0	0	0	0	0
11.1	Medical Professional Liability - Occurrence	0	0	0	0	0	(2)	0	0	(2)	0	0	0
11.2	Medical Professional Liability - Claims-Made	0	0	0	0	0	0	0	0	0	0	0	0
12.	Earthquake	2,885	757	0	2,128	0	0	0	0	0	0	490	77
13.1	Comprehensive (hospital and medical) ind (b)	0	0	0	0	0	0	0	0	0	0	0	0
13.2	Comprehensive (hospital and medical) group (b)	0	0	0	0	0	0	0	0	0	0	0	0
14.	Credit A&H (Group and Individual)	0	0	0	0	0	0	0	0	0	0	0	0
15.1	Vision Only (b).....	0	0	0	0	0	0	0	0	0	0	0	0
15.2	Dental Only (b)	0	0	0	0	0	0	0	0	0	0	0	0
15.3	Disability Income (b)	0	0	0	0	0	0	0	0	0	0	0	0
15.4	Medicare Supplement (b)	0	0	0	0	0	0	0	0	0	0	0	0
15.5	Medicaid Title XIX (b)	0	0	0	0	0	0	0	0	0	0	0	0
15.6	Medicare Title XVIII (b).....	0	0	0	0	0	0	0	0	0	0	0	0
15.7	Long-Term Care (b)	0	0	0	0	0	0	0	0	0	0	0	0
15.8	Federal Employees Health Benefits Plan (b)	0	0	0	0	0	0	0	0	0	0	0	0
15.9	Other Health (b)	0	0	0	0	0	0	0	0	0	0	0	0
16.	Workers' Compensation	9,026,083	8,701,079	0	2,584,091	687,606	1,174,227	8,682,038	68,576	163,351	856,666	1,554,563	417,204
17.1	Other Liability - Occurrence	480,679	629,506	0	226,690	16,000	513,774	1,257,932	0	(1,153)	81,656	77,211	24,872
17.2	Other Liability - Claims-Made	479	1,040	0	169	0	(13)	23	0	(5)	13	107	37
17.3	Excess Workers' Compensation	0	0	0	0	0	0	0	0	0	0	0	0
18.1	Products Liability - Occurrence	10	10	0	0	0	1	19	0	1	1	1	13
18.2	Products Liability - Claims-Made	0	0	0	0	0	0	0	0	0	0	0	0
19.1	Private Passenger Auto No-Fault (Personal Injury Protection)	0	0	0	0	0	0	0	0	0	0	0	0
19.2	Other Private Passenger Auto Liability	0	0	0	0	0	0	0	0	0	0	0	0
19.3	Commercial Auto No-Fault (Personal Injury Protection)	0	0	0	0	0	0	0	0	0	0	0	0
19.4	Other Commercial Auto Liability	470,581	397,853	0	246,302	131,372	3,184	540,054	24,734	60,089	91,220	80,511	19,762
21.1	Private Passenger Auto Physical Damage	0	0	0	0	0	0	0	0	0	0	0	0
21.2	Commercial Auto Physical Damage	143,634	133,799	0	68,202	35,277	50,266	44,641	5,211	6,145	4,668	24,276	6,275
22.	Aircraft (all perils)	12,198	9,719	0	13,200	0	20	4,187	0	(132)	423	1,830	569
23.	Fidelity	197,690	172,248	0	219,222	100,000	127,424	94,193	0	17,417	58,679	62,566	7,136
24.	Surety	13,331	15,985	0	13,833	0	1,412	8,406	0	1,207	3,841	5,056	789
26.	Burglary and Theft	43	77	0	32	0	0	0	0	0	0	7	3
27.	Boiler and Machinery	7,620	11,158	0	3,600	0	(2,775)	699	0	(148)	(146)	1,147	469
28.	Credit	0	0	0	0	0	(367)	5	0	0	0	0	3
29.	International	0	0	0	0	0	0	0	0	0	0	0	0
30.	Warranty	0	0	0	0	0	0	0	0	0	0	0	0
31.	Reins nonproportional assumed property	XXX	XXX	XXX	XXX	XXX	XXX	XXX	XXX	XXX	XXX	XXX	XXX
32.	Reins nonproportional assumed liability	XXX	XXX	XXX	XXX	XXX	XXX	XXX	XXX	XXX	XXX	XXX	XXX
33.	Reins nonproportional assumed financial lines	XXX	XXX	XXX	XXX	XXX	XXX	XXX	XXX	XXX	XXX	XXX	XXX
34.	Aggregate Write-Ins for Other Lines of Business	0	0	0	0	0	0	0	0	0	0	0	0
35.	Total (a)	10,767,205	10,563,722	0	3,569,443	1,257,419	2,048,638	10,774,259	135,886	258,293	1,127,722	1,888,261	500,497
DETAILS OF WRITE-INS													
3401.	Collateral Protection	0	0	0	0	0	0	0	0	0	0	0	0
3402.	Involuntary Unemployment	0	0	0	0	0	0	0	0	0	0	0	0
3403.	Patent risk	0	0	0	0	0	0	0	0	0	0	0	0
3498.	Summary of remaining write-ins for Line 34 from overflow page	0	0	0	0	0	0	0	0	0	0	0	0
3499.	Totals (Lines 3401 thru 3403 plus 3498)(Line 34 above)	0	0	0	0	0	0	0	0	0	0	0	0

(a) Finance and service charges not included in Lines 1 to 35 \$ 0

(b) For health business on indicated lines report: Number of persons insured under PPO managed care products 0 and number of persons insured under indemnity only products 0

ANNUAL STATEMENT FOR THE YEAR 2023 OF THE GREAT AMERICAN ALLIANCE INSURANCE COMPANY

EXHIBIT OF PREMIUMS AND LOSSES

OVERFLOW PAGE FOR WRITE-INS

Additional Write-ins for Exhibit of Premiums and Losses Line 34

Line of Business	Gross Premiums, Including Policy and Membership Fees, Less Return Premiums and Premiums on Policies not Taken		3	4	5	6	7	8	9	10	11	12
	1 Direct Premiums Written	2 Direct Premiums Earned	Dividends Paid or Credited to Policyholders on Direct Business	Direct Unearned Premium Reserves	Direct Losses Paid (deducting salvage)	Direct Losses Incurred	Direct Losses Unpaid	Direct Defense and Cost Containment Expense Paid	Direct Defense and Cost Containment Expense Incurred	Direct Defense and Cost Containment Expense Unpaid	Commissions and Brokerage Expenses	Taxes, Licenses and Fees
3404. Uninsured Motorist	0	0	0	0	0	0	0	0	0	0	0	0
3497. Summary of remaining write-ins for Line 34 from overflow page	0	0	0	0	0	0	0	0	0	0	0	0



ANNUAL STATEMENT FOR THE YEAR 2023 OF THE GREAT AMERICAN ALLIANCE INSURANCE COMPANY

EXHIBIT OF PREMIUMS AND LOSSES (Statutory Page 14)

NAIC Group Code 0084 BUSINESS IN THE STATE OF Alaska DURING THE YEAR 2023 NAIC Company Code 26832

Line of Business		Gross Premiums, Including Policy and Membership Fees, Less Return Premiums and Premiums on Policies not Taken		3 Dividends Paid or Credited to Policyholders on Direct Business	4 Direct Unearned Premium Reserves	5 Direct Losses Paid (deducting salvage)	6 Direct Losses Incurred	7 Direct Losses Unpaid	8 Direct Defense and Cost Containment Expense Paid	9 Direct Defense and Cost Containment Expense Incurred	10 Direct Defense and Cost Containment Expense Unpaid	11 Commissions and Brokerage Expenses	12 Taxes, Licenses and Fees
		1 Direct Premiums Written	2 Direct Premiums Earned										
1.	Fire	0	0	0	0	100,000	100,000	0	250	250	0	0	0
2.1	Allied Lines	0	0	0	0	151,764	(78,237)	0	0	0	0	0	0
2.2	Multiple Peril Crop	0	0	0	0	0	0	0	0	0	0	0	0
2.3	Federal Flood	0	0	0	0	0	0	0	0	0	0	0	0
2.4	Private Crop	0	0	0	0	0	0	0	0	0	0	0	12
2.5	Private Flood	0	0	0	0	0	0	0	0	0	0	0	0
3.	Farmowners Multiple Peril	0	0	0	0	0	0	0	0	0	0	0	3
4.	Homeowners Multiple Peril	0	0	0	0	0	0	0	0	0	0	0	0
5.1	Commercial Multiple Peril (Non-Liability Portion)	102,809	97,933	0	44,873	0	(6,171)	15,190	14	648	3,054	15,632	2,582
5.2	Commercial Multiple Peril (Liability Portion)	0	0	0	0	0	(4,461)	1,276	0	(303)	543	0	4
6.	Mortgage Guaranty	0	0	0	0	0	0	0	0	0	0	0	0
8.	Ocean Marine	0	0	0	0	0	0	0	0	0	0	0	2
9.	Inland Marine	43,300	42,185	0	10,150	19,027	(7,263)	401	750	791	172	8,894	1,236
10.	Financial Guaranty	0	0	0	0	0	0	0	0	0	0	0	0
11.1	Medical Professional Liability - Occurrence	0	0	0	0	0	0	0	0	0	0	0	0
11.2	Medical Professional Liability - Claims-Made	0	0	0	0	0	0	0	0	0	0	0	0
12.	Earthquake	0	0	0	0	0	0	0	0	0	0	0	0
13.1	Comprehensive (hospital and medical) ind (b)	0	0	0	0	0	0	0	0	0	0	0	0
13.2	Comprehensive (hospital and medical) group (b)	0	0	0	0	0	0	0	0	0	0	0	0
14.	Credit A&H (Group and Individual)	0	0	0	0	0	0	0	0	0	0	0	0
15.1	Vision Only (b).....	0	0	0	0	0	0	0	0	0	0	0	0
15.2	Dental Only (b)	0	0	0	0	0	0	0	0	0	0	0	0
15.3	Disability Income (b)	0	0	0	0	0	0	0	0	0	0	0	0
15.4	Medicare Supplement (b)	0	0	0	0	0	0	0	0	0	0	0	0
15.5	Medicaid Title XIX (b)	0	0	0	0	0	0	0	0	0	0	0	0
15.6	Medicare Title XVIII (b).....	0	0	0	0	0	0	0	0	0	0	0	0
15.7	Long-Term Care (b)	0	0	0	0	0	0	0	0	0	0	0	0
15.8	Federal Employees Health Benefits Plan (b)	0	0	0	0	0	0	0	0	0	0	0	0
15.9	Other Health (b)	0	0	0	0	0	0	0	0	0	0	0	0
16.	Workers' Compensation	160,591	156,201	0	24,518	8,569	(25,846)	49,449	(242)	2,678	25,979	12,444	4,123
17.1	Other Liability - Occurrence	266,129	253,290	0	76,572	0	59,743	392,748	0	2,023	29,107	43,394	6,665
17.2	Other Liability - Claims-Made	0	0	0	0	0	(801)	2,864	0	0	194	0	15
17.3	Excess Workers' Compensation	0	0	0	0	0	0	0	0	0	0	0	0
18.1	Products Liability - Occurrence	0	0	0	0	0	0	0	0	0	0	0	5
18.2	Products Liability - Claims-Made	0	0	0	0	0	0	0	0	0	0	0	0
19.1	Private Passenger Auto No-Fault (Personal Injury Protection)	0	0	0	0	0	0	0	0	0	0	0	0
19.2	Other Private Passenger Auto Liability	0	0	0	0	0	0	0	0	0	0	0	0
19.3	Commercial Auto No-Fault (Personal Injury Protection)	0	0	0	0	0	0	0	0	0	0	0	0
19.4	Other Commercial Auto Liability	37,312	37,431	0	5,185	0	(4,033)	78,259	0	(1,715)	13,571	3,840	901
21.1	Private Passenger Auto Physical Damage	0	0	0	0	0	0	0	0	0	0	0	0
21.2	Commercial Auto Physical Damage	15,116	15,154	0	2,045	0	(83)	3,125	0	(81)	476	1,608	373
22.	Aircraft (all perils)	0	0	0	0	0	(2,431)	4,296	0	(366)	333	0	4
23.	Fidelity	0	37,488	0	32,648	0	6,976	17,134	0	4,359	8,860	546	(184)
24.	Surety	4,345	6,398	0	4,347	0	370	3,157	0	314	945	1,936	89
26.	Burglary and Theft	0	0	0	0	0	0	0	0	0	0	0	0
27.	Boiler and Machinery	6,279	5,725	0	3,157	0	(234)	442	0	(1,517)	64	873	158
28.	Credit	0	0	0	0	0	(1)	0	0	0	0	0	0
29.	International	0	0	0	0	0	0	0	0	0	0	0	0
30.	Warranty	0	0	0	0	0	0	0	0	0	0	0	0
31.	Reins nonproportional assumed property	XXX	XXX	XXX	XXX	XXX	XXX	XXX	XXX	XXX	XXX	XXX	XXX
32.	Reins nonproportional assumed liability	XXX	XXX	XXX	XXX	XXX	XXX	XXX	XXX	XXX	XXX	XXX	XXX
33.	Reins nonproportional assumed financial lines	XXX	XXX	XXX	XXX	XXX	XXX	XXX	XXX	XXX	XXX	XXX	XXX
34.	Aggregate Write-Ins for Other Lines of Business	0	0	0	0	0	0	0	0	0	0	0	0
35.	Total (a)	635,881	651,805	0	203,495	279,361	37,529	568,342	772	7,080	83,298	89,169	15,987
DETAILS OF WRITE-INS													
3401.	Collateral Protection	0	0	0	0	0	0	0	0	0	0	0	0
3402.	Involuntary Unemployment	0	0	0	0	0	0	0	0	0	0	0	0
3403.	Patent risk	0	0	0	0	0	0	0	0	0	0	0	0
3498.	Summary of remaining write-ins for Line 34 from overflow page	0	0	0	0	0	0	0	0	0	0	0	0
3499.	Totals (Lines 3401 thru 3403 plus 3498)(Line 34 above)	0	0	0	0	0	0	0	0	0	0	0	0

(a) Finance and service charges not included in Lines 1 to 35 \$0
(b) For health business on indicated lines report: Number of persons insured under PPO managed care products0 and number of persons insured under indemnity only products0 .

ANNUAL STATEMENT FOR THE YEAR 2023 OF THE GREAT AMERICAN ALLIANCE INSURANCE COMPANY

EXHIBIT OF PREMIUMS AND LOSSES

OVERFLOW PAGE FOR WRITE-INS

Additional Write-ins for Exhibit of Premiums and Losses Line 34

Line of Business	Gross Premiums, Including Policy and Membership Fees, Less Return Premiums and Premiums on Policies not Taken		3	4	5	6	7	8	9	10	11	12
	1 Direct Premiums Written	2 Direct Premiums Earned	Dividends Paid or Credited to Policyholders on Direct Business	Direct Unearned Premium Reserves	Direct Losses Paid (deducting salvage)	Direct Losses Incurred	Direct Losses Unpaid	Direct Defense and Cost Containment Expense Paid	Direct Defense and Cost Containment Expense Incurred	Direct Defense and Cost Containment Expense Unpaid	Commissions and Brokerage Expenses	Taxes, Licenses and Fees
3404. Uninsured Motorist	0	0	0	0	0	0	0	0	0	0	0	0
3497. Summary of remaining write-ins for Line 34 from overflow page	0	0	0	0	0	0	0	0	0	0	0	0



ANNUAL STATEMENT FOR THE YEAR 2023 OF THE GREAT AMERICAN ALLIANCE INSURANCE COMPANY

EXHIBIT OF PREMIUMS AND LOSSES (Statutory Page 14)

NAIC Group Code 0084 BUSINESS IN THE STATE OF Arizona DURING THE YEAR 2023 NAIC Company Code 26832

Line of Business		Gross Premiums, Including Policy and Membership Fees, Less Return Premiums and Premiums on Policies not Taken		3 Dividends Paid or Credited to Policyholders on Direct Business	4 Direct Unearned Premium Reserves	5 Direct Losses Paid (deducting salvage)	6 Direct Losses Incurred	7 Direct Losses Unpaid	8 Direct Defense and Cost Containment Expense Paid	9 Direct Defense and Cost Containment Expense Incurred	10 Direct Defense and Cost Containment Expense Unpaid	11 Commissions and Brokerage Expenses	12 Taxes, Licenses and Fees
		1 Direct Premiums Written	2 Direct Premiums Earned										
1.	Fire	0	0	0	0	(55,915)	(55,915)	0	0	0	0	0	0
2.1	Allied Lines	0	0	0	0	(1)	(1)	11	0	0	1	0	0
2.2	Multiple Peril Crop	0	0	0	0	0	0	0	0	0	0	0	31
2.3	Federal Flood	0	0	0	0	0	0	0	0	0	0	0	0
2.4	Private Crop	0	0	0	0	0	0	0	0	0	0	0	2
2.5	Private Flood	0	0	0	0	0	0	0	0	0	0	0	0
3.	Farmowners Multiple Peril	48,518	45,057	0	17,425	0	3,332	13,195	0	(4,990)	1,620	11,135	1,054
4.	Homeowners Multiple Peril	0	0	0	0	0	0	0	0	0	0	0	0
5.1	Commercial Multiple Peril (Non-Liability Portion)	522,277	662,154	0	229,176	607,788	596,848	231,389	37,103	34,441	37,321	105,645	14,359
5.2	Commercial Multiple Peril (Liability Portion)	335,663	431,809	0	102,924	43,000	110,800	509,382	39,606	66,976	149,875	80,385	9,124
6.	Mortgage Guaranty	0	0	0	0	0	0	0	0	0	0	0	0
8.	Ocean Marine	0	0	0	0	0	0	0	0	0	0	0	0
9.	Inland Marine	95,954	92,318	0	15,746	426,964	426,905	15,010	562	3,112	2,612	24,031	2,303
10.	Financial Guaranty	0	0	0	0	0	0	0	0	0	0	0	0
11.1	Medical Professional Liability - Occurrence	0	0	0	0	0	0	0	0	0	0	0	0
11.2	Medical Professional Liability - Claims-Made	0	0	0	0	0	0	0	0	0	0	0	0
12.	Earthquake	0	0	0	0	0	0	0	0	0	0	0	(2)
13.1	Comprehensive (hospital and medical) ind (b)	0	0	0	0	0	0	0	0	0	0	0	0
13.2	Comprehensive (hospital and medical) group (b)	0	0	0	0	0	0	0	0	0	0	0	0
14.	Credit A&H (Group and Individual)	0	0	0	0	0	0	0	0	0	0	0	0
15.1	Vision Only (b)	0	0	0	0	0	0	0	0	0	0	0	0
15.2	Dental Only (b)	0	0	0	0	0	0	0	0	0	0	0	0
15.3	Disability Income (b)	0	0	0	0	0	0	0	0	0	0	0	0
15.4	Medicare Supplement (b)	0	0	0	0	0	0	0	0	0	0	0	0
15.5	Medicaid Title XIX (b)	0	0	0	0	0	0	0	0	0	0	0	0
15.6	Medicare Title XVIII (b)	0	0	0	0	0	0	0	0	0	0	0	0
15.7	Long-Term Care (b)	0	0	0	0	0	0	0	0	0	0	0	0
15.8	Federal Employees Health Benefits Plan (b)	0	0	0	0	0	0	0	0	0	0	0	0
15.9	Other Health (b)	0	0	0	0	0	0	0	0	0	0	0	2
16.	Workers' Compensation	3,042,090	2,620,392	0	1,225,399	352,461	817,683	4,415,471	1,868	41,240	207,846	259,170	4,672
17.1	Other Liability - Occurrence	1,433,645	1,293,847	0	699,827	515	13,478,344	16,540,510	0	20,591	128,865	207,010	33,828
17.2	Other Liability - Claims-Made	945	1,079	0	344	0	(589)	3,487	0	(42)	466	142	33
17.3	Excess Workers' Compensation	0	0	0	0	0	0	0	0	0	0	0	0
18.1	Products Liability - Occurrence	3,065	2,937	0	128	0	742	747	0	164	167	453	61
18.2	Products Liability - Claims-Made	0	0	0	0	0	0	0	0	0	0	0	0
19.1	Private Passenger Auto No-Fault (Personal Injury Protection)	0	0	0	0	0	0	0	0	0	0	0	0
19.2	Other Private Passenger Auto Liability	0	0	0	0	0	0	0	0	0	0	0	0
19.3	Commercial Auto No-Fault (Personal Injury Protection)	0	0	0	0	0	0	0	0	0	0	0	0
19.4	Other Commercial Auto Liability	374,021	415,448	0	160,485	22,367	158,009	524,885	18,832	59,497	106,409	59,706	9,452
21.1	Private Passenger Auto Physical Damage	0	0	0	0	0	0	0	0	0	0	0	0
21.2	Commercial Auto Physical Damage	94,474	107,801	0	38,014	96,356	91,699	28,850	5,205	5,134	4,341	15,499	2,448
22.	Aircraft (all perils)	27,400	46,416	0	4,492	0	(7,464)	36,736	0	(1,614)	2,882	4,110	1,123
23.	Fidelity	80,556	46,234	0	44,629	0	7,670	20,124	0	4,975	11,878	24,944	1,622
24.	Surety	34,846	30,120	0	16,012	0	1,074	17,385	0	1,242	4,272	13,992	787
26.	Burglary and Theft	455	697	0	142	0	(669)	16	0	(20)	86	0	17
27.	Boiler and Machinery	24,860	27,638	0	8,670	4,334	1,467	591	0	87	394	4,864	647
28.	Credit	0	0	0	0	0	(4)	0	0	0	0	0	1
29.	International	0	0	0	0	0	0	0	0	0	0	0	0
30.	Warranty	0	0	0	0	0	0	0	0	0	0	0	0
31.	Reins nonproportional assumed property	XXX	XXX	XXX	XXX	XXX	XXX	XXX	XXX	XXX	XXX	XXX	XXX
32.	Reins nonproportional assumed liability	XXX	XXX	XXX	XXX	XXX	XXX	XXX	XXX	XXX	XXX	XXX	XXX
33.	Reins nonproportional assumed financial lines	XXX	XXX	XXX	XXX	XXX	XXX	XXX	XXX	XXX	XXX	XXX	XXX
34.	Aggregate Write-Ins for Other Lines of Business	0	0	0	0	0	0	0	0	0	0	0	0
35.	Total (a)	6,118,569	5,823,947	0	2,563,415	1,497,872	15,629,931	22,357,769	103,174	230,792	658,950	811,173	81,564
DETAILS OF WRITE-INS													
3401.	Collateral Protection	0	0	0	0	0	0	0	0	0	0	0	0
3402.	Involuntary Unemployment	0	0	0	0	0	0	0	0	0	0	0	0
3403.	Patent risk	0	0	0	0	0	0	0	0	0	0	0	0
3498.	Summary of remaining write-ins for Line 34 from overflow page	0	0	0	0	0	0	0	0	0	0	0	0
3499.	Totals (Lines 3401 thru 3403 plus 3498)(Line 34 above)	0	0	0	0	0	0	0	0	0	0	0	0

(a) Finance and service charges not included in Lines 1 to 35 \$0
(b) For health business on indicated lines report: Number of persons insured under PPO managed care products0 and number of persons insured under indemnity only products0

ANNUAL STATEMENT FOR THE YEAR 2023 OF THE GREAT AMERICAN ALLIANCE INSURANCE COMPANY

EXHIBIT OF PREMIUMS AND LOSSES

OVERFLOW PAGE FOR WRITE-INS

Additional Write-ins for Exhibit of Premiums and Losses Line 34

Line of Business	Gross Premiums, Including Policy and Membership Fees, Less Return Premiums and Premiums on Policies not Taken		3	4	5	6	7	8	9	10	11	12
	1 Direct Premiums Written	2 Direct Premiums Earned	Dividends Paid or Credited to Policyholders on Direct Business	Direct Unearned Premium Reserves	Direct Losses Paid (deducting salvage)	Direct Losses Incurred	Direct Losses Unpaid	Direct Defense and Cost Containment Expense Paid	Direct Defense and Cost Containment Expense Incurred	Direct Defense and Cost Containment Expense Unpaid	Commissions and Brokerage Expenses	Taxes, Licenses and Fees
3404. Uninsured Motorist	0	0	0	0	0	0	0	0	0	0	0	0
3497. Summary of remaining write-ins for Line 34 from overflow page	0	0	0	0	0	0	0	0	0	0	0	0



ANNUAL STATEMENT FOR THE YEAR 2023 OF THE GREAT AMERICAN ALLIANCE INSURANCE COMPANY

EXHIBIT OF PREMIUMS AND LOSSES (Statutory Page 14)

NAIC Group Code 0084		BUSINESS IN THE STATE OF Arkansas				DURING THE YEAR 2023				NAIC Company Code 26832			
Line of Business	Gross Premiums, Including Policy and Membership Fees, Less Return Premiums and Premiums on Policies not Taken		3 Dividends Paid or Credited to Policyholders on Direct Business	4 Direct Unearned Premium Reserves	5 Direct Losses Paid (deducting salvage)	6 Direct Losses Incurred	7 Direct Losses Unpaid	8 Direct Defense and Cost Containment Expense Paid	9 Direct Defense and Cost Containment Expense Incurred	10 Direct Defense and Cost Containment Expense Unpaid	11 Commissions and Brokerage Expenses	12 Taxes, Licenses and Fees	
	1 Direct Premiums Written	2 Direct Premiums Earned											
Fire	0	0	0	0	0	0	0	0	0	0	0	0	
Allied Lines	0	0	0	0	0	0	0	0	0	0	0	1	
Multiple Peril Crop	0	0	0	0	0	0	0	0	0	0	0	11	
Federal Flood	0	0	0	0	0	0	0	0	0	0	0	0	
Private Crop	0	0	0	0	0	0	0	0	0	0	0	4	
Private Flood	0	0	0	0	0	0	0	0	0	0	0	0	
Farmowners Multiple Peril	(2,388)	14,385	0	0	10,970	24,912	11,282	0	(636)	1,070	(192)	(1,940)	
Homeowners Multiple Peril	0	0	0	0	0	0	0	0	0	0	0	0	
Commercial Multiple Peril (Non-Liability Portion)	41,016	61,261	0	17,335	47,835	43,439	20,088	0	3,138	9,544	12,146	(451)	
Commercial Multiple Peril (Liability Portion)	4,868	8,605	0	1,683	0	(4,853)	6,724	0	986	4,368	1,394	(140)	
Mortgage Guaranty	0	0	0	0	0	0	0	0	0	0	0	0	
Ocean Marine	0	0	0	0	0	0	0	0	0	0	0	0	
Inland Marine	14,599	15,417	0	1,523	2,543	2,039	3,006	0	41	802	3,923	(5)	
Financial Guaranty	0	0	0	0	0	0	0	0	0	0	0	0	
Medical Professional Liability - Occurrence	0	0	0	0	0	0	0	0	0	0	0	0	
Medical Professional Liability - Claims-Made	0	0	0	0	0	0	0	0	0	0	0	0	
Earthquake	0	0	0	0	0	0	0	0	0	0	0	(1)	
Comprehensive (hospital and medical) ind (b)	0	0	0	0	0	0	0	0	0	0	0	0	
Comprehensive (hospital and medical) group (b)	0	0	0	0	0	0	0	0	0	0	0	0	
Credit A&H (Group and Individual)	0	0	0	0	0	0	0	0	0	0	0	0	
Vision Only (b)	0	0	0	0	0	0	0	0	0	0	0	0	
Dental Only (b)	0	0	0	0	0	0	0	0	0	0	0	0	
Disability Income (b)	0	0	0	0	0	0	0	0	0	0	0	0	
Medicare Supplement (b)	0	0	0	0	0	0	0	0	0	0	0	0	
Medicaid Title XIX (b)	0	0	0	0	0	0	0	0	0	0	0	0	
Medicare Title XVIII (b)	0	0	0	0	0	0	0	0	0	0	0	0	
Long-Term Care (b)	0	0	0	0	0	0	0	0	0	0	0	0	
Federal Employees Health Benefits Plan (b)	0	0	0	0	0	0	0	0	0	0	0	0	
Other Health (b)	0	0	0	0	0	0	0	0	0	0	0	1	
Workers' Compensation	1,192,935	1,173,014	0	395,522	16,111	276,807	1,337,593	37	11,968	139,560	198,165	27,517	
Other Liability - Occurrence	72,035	57,487	0	33,817	0	2,708	140,780	0	2,919	20,819	19,307	106	
Other Liability - Claims-Made	(66)	0	0	0	0	241	934	0	(3)	114	(10)	(4)	
Excess Workers' Compensation	0	0	0	0	0	0	0	0	0	0	0	0	
Products Liability - Occurrence	0	0	0	0	0	(11)	8	0	(4)	5	0	1	
Products Liability - Claims-Made	0	0	0	0	0	0	0	0	0	0	0	0	
Private Passenger Auto No-Fault (Personal Injury Protection)	0	0	0	0	0	0	0	0	0	0	0	0	
Other Private Passenger Auto Liability	0	0	0	0	0	0	0	0	0	0	0	0	
Commercial Auto No-Fault (Personal Injury Protection)	0	0	0	0	0	0	0	0	0	0	0	0	
Other Commercial Auto Liability	51,566	63,675	0	23,135	2,409	(4,531)	43,734	0	3,735	16,037	11,223	(799)	
Private Passenger Auto Physical Damage	0	0	0	0	0	0	0	0	0	0	0	0	
Commercial Auto Physical Damage	29,651	27,683	0	11,319	18,570	15,855	2,772	24	314	911	6,591	239	
Aircraft (all perils)	14,500	8,716	0	5,784	0	1,189	2,514	0	(27)	177	2,175	402	
Fidelity	503,911	358,913	0	491,562	0	56,343	176,667	0	31,594	101,458	158,717	5,821	
Surety	247,184	208,543	0	182,263	6,240	7,178	99,093	1,108	6,069	20,769	111,219	953	
Burglary and Theft	0	22	0	0	0	(12)	0	0	0	0	0	(4)	
Boiler and Machinery	2,790	4,373	0	894	0	595	849	0	(348)	(348)	870	(156)	
Credit	0	0	0	0	0	(93)	0	0	0	0	0	3	
International	0	0	0	0	0	0	0	0	0	0	0	0	
Warranty	0	0	0	0	0	0	0	0	0	0	0	0	
Reins nonproportional assumed property	XXX	XXX	XXX	XXX	XXX	XXX	XXX	XXX	XXX	XXX	XXX	XXX	
Reins nonproportional assumed liability	XXX	XXX	XXX	XXX	XXX	XXX	XXX	XXX	XXX	XXX	XXX	XXX	
Reins nonproportional assumed financial lines	XXX	XXX	XXX	XXX	XXX	XXX	XXX	XXX	XXX	XXX	XXX	XXX	
Aggregate Write-Ins for Other Lines of Business	0	0	0	0	0	0	0	0	0	0	0	0	
Total (a)	2,172,601	2,002,094	0	1,164,838	104,678	421,807	1,846,044	1,168	59,745	315,287	525,528	31,559	
DETAILS OF WRITE-INS													
Collateral Protection	0	0	0	0	0	0	0	0	0	0	0	0	
Involuntary Unemployment	0	0	0	0	0	0	0	0	0	0	0	0	
Patent risk	0	0	0	0	0	0	0	0	0	0	0	0	
Summary of remaining write-ins for Line 34 from overflow page	0	0	0	0	0	0	0	0	0	0	0	0	
Totals (Lines 3401 thru 3403 plus 3498)(Line 34 above)	0	0	0	0	0	0	0	0	0	0	0	0	

(a) Finance and service charges not included in Lines 1 to 35 \$0
(b) For health business on indicated lines report: Number of persons insured under PPO managed care products0 and number of persons insured under indemnity only products0 .

ANNUAL STATEMENT FOR THE YEAR 2023 OF THE GREAT AMERICAN ALLIANCE INSURANCE COMPANY

EXHIBIT OF PREMIUMS AND LOSSES

OVERFLOW PAGE FOR WRITE-INS

Additional Write-ins for Exhibit of Premiums and Losses Line 34

Line of Business	Gross Premiums, Including Policy and Membership Fees, Less Return Premiums and Premiums on Policies not Taken		3	4	5	6	7	8	9	10	11	12
	1 Direct Premiums Written	2 Direct Premiums Earned	Dividends Paid or Credited to Policyholders on Direct Business	Direct Unearned Premium Reserves	Direct Losses Paid (deducting salvage)	Direct Losses Incurred	Direct Losses Unpaid	Direct Defense and Cost Containment Expense Paid	Direct Defense and Cost Containment Expense Incurred	Direct Defense and Cost Containment Expense Unpaid	Commissions and Brokerage Expenses	Taxes, Licenses and Fees
3404. Uninsured Motorist	0	0	0	0	0	0	0	0	0	0	0	0
3497. Summary of remaining write-ins for Line 34 from overflow page	0	0	0	0	0	0	0	0	0	0	0	0



ANNUAL STATEMENT FOR THE YEAR 2023 OF THE GREAT AMERICAN ALLIANCE INSURANCE COMPANY

EXHIBIT OF PREMIUMS AND LOSSES (Statutory Page 14)

NAIC Group Code 0084

BUSINESS IN THE STATE OF California

DURING THE YEAR 2023

NAIC Company Code 26832

Line of Business	Gross Premiums, Including Policy and Membership Fees, Less Return Premiums and Premiums on Policies not Taken		3	4	5	6	7	8	9	10	11	12
	1	2										
	Direct Premiums Written	Direct Premiums Earned	Dividends Paid or Credited to Policyholders on Direct Business	Direct Unearned Premium Reserves	Direct Losses Paid (deducting salvage)	Direct Losses Incurred	Direct Losses Unpaid	Direct Defense and Cost Containment Expense Paid	Direct Defense and Cost Containment Expense Incurred	Direct Defense and Cost Containment Expense Unpaid	Commissions and Brokerage Expenses	Taxes, Licenses and Fees
1. Fire	214,454	115,160	0	99,853	0	4,232	4,507	0	3,770	3,776	38,777	5,059
2.1 Allied Lines	210,010	102,801	0	107,880	0	4,797	5,503	0	2,920	2,954	38,518	4,948
2.2 Multiple Peril Crop	0	0	0	0	0	0	0	0	0	0	0	15
2.3 Federal Flood	0	0	0	0	0	0	0	0	0	0	0	0
2.4. Private Crop	0	0	0	0	0	0	0	0	0	0	0	0
2.5 Private Flood	0	0	0	0	0	0	0	0	0	0	0	0
3. Farmowners Multiple Peril	2,563,591	2,575,717	0	1,167,087	2,546,559	1,823,383	2,083,578	238,992	11,935	92,877	605,214	58,882
4. Homeowners Multiple Peril	0	0	0	0	0	0	0	0	0	0	0	(75)
5.1 Commercial Multiple Peril (Non-Liability Portion)	16,874,613	17,112,811	0	8,015,377	26,670,816	24,186,846	2,585,224	531,448	509,148	611,791	3,569,204	391,015
5.2 Commercial Multiple Peril (Liability Portion)	3,470,423	3,832,623	0	1,497,887	2,449,014	2,792,532	7,112,096	1,293,384	1,506,045	1,962,699	772,282	79,886
6. Mortgage Guaranty	0	0	0	0	0	0	0	0	0	0	0	0
8. Ocean Marine	0	0	0	0	0	0	0	0	0	0	0	8
9. Inland Marine	667,851	677,143	0	104,906	189,506	139,932	54,075	11,539	5,416	4,386	168,405	15,359
10. Financial Guaranty	0	0	0	0	0	0	0	0	0	0	0	0
11.1 Medical Professional Liability - Occurrence	0	0	0	0	0	0	0	0	0	0	0	0
11.2 Medical Professional Liability - Claims-Made	0	0	0	0	0	0	0	0	0	0	0	0
12. Earthquake	100	13	0	87	0	0	0	0	0	0	15	0
13.1 Comprehensive (hospital and medical) ind (b)	0	0	0	0	0	0	0	0	0	0	0	0
13.2 Comprehensive (hospital and medical) group (b)	0	0	0	0	0	0	0	0	0	0	0	0
14. Credit A&H (Group and Individual)	0	0	0	0	0	0	0	0	0	0	0	0
15.1 Vision Only (b).....	0	0	0	0	0	0	0	0	0	0	0	0
15.2 Dental Only (b)	0	0	0	0	0	0	0	0	0	0	0	0
15.3 Disability Income (b)	0	0	0	0	0	0	0	0	0	0	0	0
15.4 Medicare Supplement (b)	0	0	0	0	0	0	0	0	0	0	0	0
15.5 Medicaid Title XIX (b)	0	0	0	0	0	0	0	0	0	0	0	0
15.6 Medicare Title XVIII (b).....	0	0	0	0	0	0	0	0	0	0	0	0
15.7 Long-Term Care (b)	0	0	0	0	0	0	0	0	0	0	0	0
15.8 Federal Employees Health Benefits Plan (b)	0	0	0	0	0	0	0	0	0	0	0	0
15.9 Other Health (b)	0	0	0	0	0	0	0	0	0	0	0	3
16. Workers' Compensation	47,957,707	45,818,066	0	19,652,557	7,433,768	8,733,217	47,256,275	1,642,572	1,329,103	4,434,001	7,503,188	1,103,827
17.1 Other Liability - Occurrence	15,025,448	13,867,531	0	7,461,520	15,492,821	11,386,366	26,790,307	154,308	466,425	1,962,475	2,473,925	345,536
17.2 Other Liability - Claims-Made	3,795	3,849	0	1,800	(6,847)	(372,773)	108,557	(67,358)	(59,849)	24,231	735	154
17.3 Excess Workers' Compensation	0	0	0	0	0	0	0	0	0	0	0	63
18.1 Products Liability - Occurrence	99,425	39,249	0	71,521	0	8,422	37,896	0	(2,741)	10,903	18,487	2,373
18.2 Products Liability - Claims-Made	0	0	0	0	0	0	0	0	0	0	0	1
19.1 Private Passenger Auto No-Fault (Personal Injury Protection)	0	0	0	0	0	0	0	0	0	0	0	0
19.2 Other Private Passenger Auto Liability	0	0	0	0	0	0	706	0	0	158	0	0
19.3 Commercial Auto No-Fault (Personal Injury Protection)	0	0	0	0	0	0	0	0	0	0	0	0
19.4 Other Commercial Auto Liability	807,512	775,838	0	415,231	2,083,601	395,398	3,914,904	732,606	632,155	294,203	151,052	18,421
21.1 Private Passenger Auto Physical Damage	0	0	0	0	0	0	0	0	0	0	0	0
21.2 Commercial Auto Physical Damage	186,515	222,062	0	83,705	311,647	288,657	110,150	71,056	62,499	15,309	36,132	4,220
22. Aircraft (all perils)	629,360	691,185	0	287,651	0	12,634	340,204	0	(4,090)	31,316	87,130	14,214
23. Fidelity	1,110,665	1,120,004	0	863,861	0	93,641	535,309	1,918	119,774	311,156	352,148	25,364
24. Surety	69,632	112,011	0	86,978	0	7,150	132,165	0	9,012	32,574	27,432	1,567
26. Burglary and Theft	3,205	5,495	0	168	0	(2,597)	129	0	(119)	168	798	70
27. Boiler and Machinery	1,387,282	1,371,612	0	666,234	461,027	383,932	170,842	5	490	5,759	286,074	32,087
28. Credit	0	0	0	0	0	0	0	0	0	0	0	11
29. International	0	0	0	0	0	0	0	0	0	0	0	0
30. Warranty	0	0	0	0	0	0	0	0	0	0	0	0
31. Reins nonproportional assumed property	XXX	XXX	XXX	XXX	XXX	XXX	XXX	XXX	XXX	XXX	XXX	XXX
32. Reins nonproportional assumed liability	XXX	XXX	XXX	XXX	XXX	XXX	XXX	XXX	XXX	XXX	XXX	XXX
33. Reins nonproportional assumed financial lines	XXX	XXX	XXX	XXX	XXX	XXX	XXX	XXX	XXX	XXX	XXX	XXX
34. Aggregate Write-Ins for Other Lines of Business	0	0	0	0	0	0	0	0	0	0	0	0
35. Total (a)	91,281,588	88,443,171	0	40,585,334	57,631,912	49,885,771	91,242,427	4,610,468	4,591,893	9,800,740	16,129,515	2,103,008
DETAILS OF WRITE-INS												
3401. Collateral Protection	0	0	0	0	0	0	0	0	0	0	0	0
3402. Involuntary Unemployment	0	0	0	0	0	0	0	0	0	0	0	0
3403. Patent risk	0	0	0	0	0	0	0	0	0	0	0	0
3498. Summary of remaining write-ins for Line 34 from overflow page	0	0	0	0	0	0	0	0	0	0	0	0
3499. Totals (Lines 3401 thru 3403 plus 3498)(Line 34 above)	0	0	0	0	0	0	0	0	0	0	0	0

(a) Finance and service charges not included in Lines 1 to 35 \$ 0

(b) For health business on indicated lines report: Number of persons insured under PPO managed care products 0 and number of persons insured under indemnity only products 0

ANNUAL STATEMENT FOR THE YEAR 2023 OF THE GREAT AMERICAN ALLIANCE INSURANCE COMPANY

EXHIBIT OF PREMIUMS AND LOSSES

OVERFLOW PAGE FOR WRITE-INS

Additional Write-ins for Exhibit of Premiums and Losses Line 34

Line of Business	Gross Premiums, Including Policy and Membership Fees, Less Return Premiums and Premiums on Policies not Taken		3	4	5	6	7	8	9	10	11	12
	1 Direct Premiums Written	2 Direct Premiums Earned	Dividends Paid or Credited to Policyholders on Direct Business	Direct Unearned Premium Reserves	Direct Losses Paid (deducting salvage)	Direct Losses Incurred	Direct Losses Unpaid	Direct Defense and Cost Containment Expense Paid	Direct Defense and Cost Containment Expense Incurred	Direct Defense and Cost Containment Expense Unpaid	Commissions and Brokerage Expenses	Taxes, Licenses and Fees
3404. Uninsured Motorist	0	0	0	0	0	0	0	0	0	0	0	0
3497. Summary of remaining write-ins for Line 34 from overflow page	0	0	0	0	0	0	0	0	0	0	0	0



ANNUAL STATEMENT FOR THE YEAR 2023 OF THE GREAT AMERICAN ALLIANCE INSURANCE COMPANY

EXHIBIT OF PREMIUMS AND LOSSES (Statutory Page 14)

NAIC Group Code 0084		BUSINESS IN THE STATE OF Colorado		DURING THE YEAR 2023								NAIC Company Code 26832	
Line of Business		Gross Premiums, Including Policy and Membership Fees, Less Return Premiums and Premiums on Policies not Taken		3	4	5	6	7	8	9	10	11	12
		1	2										
		Direct Premiums Written	Direct Premiums Earned	Dividends Paid or Credited to Policyholders on Direct Business	Direct Unearned Premium Reserves	Direct Losses Paid (deducting salvage)	Direct Losses Incurred	Direct Losses Unpaid	Direct Defense and Cost Containment Expense Paid	Direct Defense and Cost Containment Expense Incurred	Direct Defense and Cost Containment Expense Unpaid	Commissions and Brokerage Expenses	Taxes, Licenses and Fees
1.	Fire	0	0	0	0	0	0	0	0	0	0	0	1
2.1	Allied Lines	9	13	0	0	1,775	1,775	0	11	0	0	0	1
2.2	Multiple Peril Crop	0	0	0	0	0	0	0	0	0	0	0	22
2.3	Federal Flood	0	0	0	0	0	0	0	0	0	0	0	0
2.4	Private Crop	0	0	0	0	0	0	0	0	0	0	0	6
2.5	Private Flood	0	0	0	0	0	0	0	0	0	0	0	0
3.	Farmowners Multiple Peril	630	636	0	263	0	2,240	6,350	0	(7,724)	749	118	15
4.	Homeowners Multiple Peril	0	0	0	0	0	0	0	0	0	0	0	0
5.1	Commercial Multiple Peril (Non-Liability Portion)	7,917,110	11,665,549	0	1,715,173	4,637,163	18,974,476	19,828,348	876,385	1,643,160	2,002,473	2,092,218	153,843
5.2	Commercial Multiple Peril (Liability Portion)	942,812	1,382,149	0	226,161	958,749	736,044	1,353,675	280,741	302,212	288,475	241,727	18,340
6.	Mortgage Guaranty	0	0	0	0	0	0	0	0	0	0	0	0
8.	Ocean Marine	0	0	0	0	0	0	0	0	0	0	0	1
9.	Inland Marine	102,742	104,554	0	2,424	39,724	58,442	24,756	2,782	3,984	1,058	27,163	2,092
10.	Financial Guaranty	0	0	0	0	0	0	0	0	0	0	0	0
11.1	Medical Professional Liability - Occurrence	0	0	0	0	0	0	0	0	0	0	0	0
11.2	Medical Professional Liability - Claims-Made	0	0	0	0	0	0	0	0	0	0	0	0
12.	Earthquake	310	114	0	197	0	0	0	0	0	0	54	6
13.1	Comprehensive (hospital and medical) ind (b)	0	0	0	0	0	0	0	0	0	0	0	0
13.2	Comprehensive (hospital and medical) group (b)	0	0	0	0	0	0	0	0	0	0	0	0
14.	Credit A&H (Group and Individual)	0	0	0	0	0	0	0	0	0	0	0	0
15.1	Vision Only (b)	0	0	0	0	0	0	0	0	0	0	0	0
15.2	Dental Only (b)	0	0	0	0	0	0	0	0	0	0	0	0
15.3	Disability Income (b)	0	0	0	0	0	0	0	0	0	0	0	0
15.4	Medicare Supplement (b)	0	0	0	0	0	0	0	0	0	0	0	0
15.5	Medicaid Title XIX (b)	0	0	0	0	0	0	0	0	0	0	0	0
15.6	Medicare Title XVIII (b)	0	0	0	0	0	0	0	0	0	0	0	0
15.7	Long-Term Care (b)	0	0	0	0	0	0	0	0	0	0	0	0
15.8	Federal Employees Health Benefits Plan (b)	0	0	0	0	0	0	0	0	0	0	0	0
15.9	Other Health (b)	0	0	0	0	0	0	0	0	0	0	0	0
16.	Workers' Compensation	2,807,083	3,015,322	0	968,382	329,578	575,978	2,152,773	14,710	67,710	247,674	362,287	100,292
17.1	Other Liability - Occurrence	566,541	569,316	0	264,668	0	30,233	960,047	0	8,670	85,609	95,367	11,215
17.2	Other Liability - Claims-Made	1,591	1,558	0	481	0	(723)	5,339	(5,563)	(5,634)	564	239	45
17.3	Excess Workers' Compensation	0	0	0	0	0	0	0	0	0	0	0	0
18.1	Products Liability - Occurrence	(154)	(3)	0	0	0	(44)	52	0	6	27	(15)	0
18.2	Products Liability - Claims-Made	0	0	0	0	0	0	0	0	0	0	0	0
19.1	Private Passenger Auto No-Fault (Personal Injury Protection)	0	0	0	0	0	0	0	0	0	0	0	0
19.2	Other Private Passenger Auto Liability	0	0	0	0	0	0	33	0	0	8	0	0
19.3	Commercial Auto No-Fault (Personal Injury Protection)	0	0	0	0	0	0	0	0	(1)	0	0	0
19.4	Other Commercial Auto Liability	252,210	255,888	0	95,011	89,736	71,274	295,414	14	876	45,697	38,221	5,008
21.1	Private Passenger Auto Physical Damage	0	0	0	0	0	0	0	0	0	0	0	0
21.2	Commercial Auto Physical Damage	94,655	90,484	0	32,121	152,406	69,417	25,166	158	490	2,870	14,852	1,883
22.	Aircraft (all perils)	25,266	24,398	0	17,811	0	(1,078)	14,588	0	(425)	1,232	4,043	490
23.	Fidelity	257,577	238,931	0	267,654	100,280	147,516	125,514	0	30,264	69,767	81,891	5,048
24.	Surety	115,200	102,353	0	56,141	0	(1,072)	52,192	0	2,484	11,275	50,311	2,267
26.	Burglary and Theft	112	170	0	5	0	(27)	23	0	25	0	25	2
27.	Boiler and Machinery	209,769	293,484	0	51,497	0	(2,881)	1,408	3	(1,818)	343	53,714	4,081
28.	Credit	0	0	0	0	0	23,294	(333)	0	0	0	0	1
29.	International	0	0	0	0	0	0	0	0	0	0	0	0
30.	Warranty	0	0	0	0	0	0	0	0	0	0	0	0
31.	Reins nonproportional assumed property	XXX	XXX	XXX	XXX	XXX	XXX	XXX	XXX	XXX	XXX	XXX	XXX
32.	Reins nonproportional assumed liability	XXX	XXX	XXX	XXX	XXX	XXX	XXX	XXX	XXX	XXX	XXX	XXX
33.	Reins nonproportional assumed financial lines	XXX	XXX	XXX	XXX	XXX	XXX	XXX	XXX	XXX	XXX	XXX	XXX
34.	Aggregate Write-Ins for Other Lines of Business	0	0	0	0	0	0	0	0	0	0	0	0
35.	Total (a)	13,293,463	17,744,917	0	3,697,989	6,309,432	20,684,864	24,845,345	1,169,242	2,044,193	2,757,820	3,062,214	304,659
DETAILS OF WRITE-INS													
3401.	Collateral Protection	0	0	0	0	0	0	0	0	0	0	0	0
3402.	Involuntary Unemployment	0	0	0	0	0	0	0	0	0	0	0	0
3403.	Patent risk	0	0	0	0	0	0	0	0	0	0	0	0
3498.	Summary of remaining write-ins for Line 34 from overflow page	0	0	0	0	0	0	0	0	0	0	0	0
3499.	Totals (Lines 3401 thru 3403 plus 3498)(Line 34 above)	0	0	0	0	0	0	0	0	0	0	0	0

(a) Finance and service charges not included in Lines 1 to 35 \$0
(b) For health business on indicated lines report: Number of persons insured under PPO managed care products0 and number of persons insured under indemnity only products0 .

ANNUAL STATEMENT FOR THE YEAR 2023 OF THE GREAT AMERICAN ALLIANCE INSURANCE COMPANY

EXHIBIT OF PREMIUMS AND LOSSES

OVERFLOW PAGE FOR WRITE-INS

Additional Write-ins for Exhibit of Premiums and Losses Line 34

Line of Business	Gross Premiums, Including Policy and Membership Fees, Less Return Premiums and Premiums on Policies not Taken		3	4	5	6	7	8	9	10	11	12
	1 Direct Premiums Written	2 Direct Premiums Earned	Dividends Paid or Credited to Policyholders on Direct Business	Direct Unearned Premium Reserves	Direct Losses Paid (deducting salvage)	Direct Losses Incurred	Direct Losses Unpaid	Direct Defense and Cost Containment Expense Paid	Direct Defense and Cost Containment Expense Incurred	Direct Defense and Cost Containment Expense Unpaid	Commissions and Brokerage Expenses	Taxes, Licenses and Fees
3404. Uninsured Motorist	0	0	0	0	0	0	0	0	0	0	0	0
3497. Summary of remaining write-ins for Line 34 from overflow page	0	0	0	0	0	0	0	0	0	0	0	0



ANNUAL STATEMENT FOR THE YEAR 2023 OF THE GREAT AMERICAN ALLIANCE INSURANCE COMPANY

EXHIBIT OF PREMIUMS AND LOSSES (Statutory Page 14)

NAIC Group Code 0084

BUSINESS IN THE STATE OF Connecticut

DURING THE YEAR 2023

NAIC Company Code 26832

Line of Business	Gross Premiums, Including Policy and Membership Fees, Less Return Premiums and Premiums on Policies not Taken		3 Dividends Paid or Credited to Policyholders on Direct Business	4 Direct Unearned Premium Reserves	5 Direct Losses Paid (deducting salvage)	6 Direct Losses Incurred	7 Direct Losses Unpaid	8 Direct Defense and Cost Containment Expense Paid	9 Direct Defense and Cost Containment Expense Incurred	10 Direct Defense and Cost Containment Expense Unpaid	11 Commissions and Brokerage Expenses	12 Taxes, Licenses and Fees
	1 Direct Premiums Written	2 Direct Premiums Earned										
1. Fire	0	0	0	0	0	0	0	0	0	0	0	0
2.1 Allied Lines	0	0	0	0	0	0	0	0	0	0	0	0
2.2 Multiple Peril Crop	0	0	0	0	0	0	0	0	0	0	0	0
2.3 Federal Flood	0	0	0	0	0	0	0	0	0	0	0	0
2.4. Private Crop	0	0	0	0	0	0	0	0	0	0	0	1
2.5 Private Flood	0	0	0	0	0	0	0	0	0	0	0	0
3. Farmowners Multiple Peril	5,187	4,602	0	1,128	0	1,753	4,716	0	(4,556)	532	1,110	88
4. Homeowners Multiple Peril	0	0	0	0	0	0	0	0	0	0	0	0
5.1 Commercial Multiple Peril (Non-Liability Portion)	0	0	0	0	0	0	0	0	0	0	0	4
5.2 Commercial Multiple Peril (Liability Portion)	0	0	0	0	0	202	2,325	0	(1,051)	868	0	1
6. Mortgage Guaranty	0	0	0	0	0	0	0	0	0	0	0	0
8. Ocean Marine	0	0	0	0	0	0	0	0	0	0	0	1
9. Inland Marine	44,580	44,633	0	63	14,155	13,304	1,866	0	23	39	12,209	1,462
10. Financial Guaranty	0	0	0	0	0	0	0	0	0	0	0	0
11.1 Medical Professional Liability - Occurrence	0	0	0	0	0	0	0	0	0	0	0	0
11.2 Medical Professional Liability - Claims-Made	0	0	0	0	0	0	0	0	0	0	0	0
12. Earthquake	0	0	0	0	0	0	0	0	0	0	0	0
13.1 Comprehensive (hospital and medical) ind (b)	0	0	0	0	0	0	0	0	0	0	0	0
13.2 Comprehensive (hospital and medical) group (b)	0	0	0	0	0	0	0	0	0	0	0	0
14. Credit A&H (Group and Individual)	0	0	0	0	0	0	0	0	0	0	0	0
15.1 Vision Only (b).....	0	0	0	0	0	0	0	0	0	0	0	0
15.2 Dental Only (b)	0	0	0	0	0	0	0	0	0	0	0	0
15.3 Disability Income (b)	0	0	0	0	0	0	0	0	0	0	0	0
15.4 Medicare Supplement (b)	0	0	0	0	0	0	0	0	0	0	0	0
15.5 Medicaid Title XIX (b)	0	0	0	0	0	0	0	0	0	0	0	0
15.6 Medicare Title XVIII (b).....	0	0	0	0	0	0	0	0	0	0	0	0
15.7 Long-Term Care (b)	0	0	0	0	0	0	0	0	0	0	0	0
15.8 Federal Employees Health Benefits Plan (b)	0	0	0	0	0	0	0	0	0	0	0	0
15.9 Other Health (b)	0	0	0	0	0	0	0	0	0	0	0	0
16. Workers' Compensation	2,906,628	2,495,108	0	1,023,348	427,977	1,911,856	3,788,901	149,069	183,234	219,240	480,509	55,292
17.1 Other Liability - Occurrence	1,111,519	1,005,588	0	561,589	22,946	(459,693)	927,578	428	13,880	115,809	182,427	21,178
17.2 Other Liability - Claims-Made	0	0	0	0	0	(18)	8	0	(6)	10	0	8
17.3 Excess Workers' Compensation	0	0	0	0	0	0	0	0	0	0	0	0
18.1 Products Liability - Occurrence	197	254	0	0	0	66	169	0	(4)	65	49	6
18.2 Products Liability - Claims-Made	0	0	0	0	0	0	0	0	0	0	0	0
19.1 Private Passenger Auto No-Fault (Personal Injury Protection)	0	0	0	0	0	0	0	0	0	0	0	0
19.2 Other Private Passenger Auto Liability	0	0	0	0	0	0	0	0	0	0	0	0
19.3 Commercial Auto No-Fault (Personal Injury Protection)	0	0	0	0	0	0	0	0	0	0	0	0
19.4 Other Commercial Auto Liability	73,378	69,692	0	27,470	2,810	60,946	133,772	0	(2,014)	20,725	14,646	1,487
21.1 Private Passenger Auto Physical Damage	0	0	0	0	0	0	0	0	0	0	0	0
21.2 Commercial Auto Physical Damage	17,763	15,488	0	7,182	19,210	16,996	2,135	0	63	863	3,454	350
22. Aircraft (all perils)	0	0	0	0	0	0	0	0	0	0	0	0
23. Fidelity	191,603	264,304	0	314,977	0	44,212	134,444	0	28,305	75,749	63,470	5,255
24. Surety	23,350	27,985	0	17,524	0	501	19,657	0	1,076	4,999	10,472	530
26. Burglary and Theft	0	0	0	0	0	0	0	0	0	0	0	0
27. Boiler and Machinery	0	0	0	0	0	0	0	0	0	0	0	(2)
28. Credit	0	0	0	0	0	0	0	0	0	0	0	2
29. International	0	0	0	0	0	0	0	0	0	0	0	0
30. Warranty	0	0	0	0	0	0	0	0	0	0	0	0
31. Reins nonproportional assumed property	XXX	XXX	XXX	XXX	XXX	XXX	XXX	XXX	XXX	XXX	XXX	XXX
32. Reins nonproportional assumed liability	XXX	XXX	XXX	XXX	XXX	XXX	XXX	XXX	XXX	XXX	XXX	XXX
33. Reins nonproportional assumed financial lines	XXX	XXX	XXX	XXX	XXX	XXX	XXX	XXX	XXX	XXX	XXX	XXX
34. Aggregate Write-Ins for Other Lines of Business	0	0	0	0	0	(37)	0	0	0	0	0	0
35. Total (a)	4,374,205	3,927,654	0	1,953,282	487,098	1,590,088	5,015,570	149,497	218,950	438,898	768,347	85,663
DETAILS OF WRITE-INS												
3401. Collateral Protection	0	0	0	0	0	(37)	0	0	0	0	0	0
3402. Involuntary Unemployment	0	0	0	0	0	0	0	0	0	0	0	0
3403. Patent risk	0	0	0	0	0	0	0	0	0	0	0	0
3498. Summary of remaining write-ins for Line 34 from overflow page	0	0	0	0	0	0	0	0	0	0	0	0
3499. Totals (Lines 3401 thru 3403 plus 3498)(Line 34 above)	0	0	0	0	0	(37)	0	0	0	0	0	0

(a) Finance and service charges not included in Lines 1 to 35 \$ 0

(b) For health business on indicated lines report: Number of persons insured under PPO managed care products 0 and number of persons insured under indemnity only products 0

ANNUAL STATEMENT FOR THE YEAR 2023 OF THE GREAT AMERICAN ALLIANCE INSURANCE COMPANY

EXHIBIT OF PREMIUMS AND LOSSES

OVERFLOW PAGE FOR WRITE-INS

Additional Write-ins for Exhibit of Premiums and Losses Line 34

Line of Business	Gross Premiums, Including Policy and Membership Fees, Less Return Premiums and Premiums on Policies not Taken		3	4	5	6	7	8	9	10	11	12
	1 Direct Premiums Written	2 Direct Premiums Earned	Dividends Paid or Credited to Policyholders on Direct Business	Direct Unearned Premium Reserves	Direct Losses Paid (deducting salvage)	Direct Losses Incurred	Direct Losses Unpaid	Direct Defense and Cost Containment Expense Paid	Direct Defense and Cost Containment Expense Incurred	Direct Defense and Cost Containment Expense Unpaid	Commissions and Brokerage Expenses	Taxes, Licenses and Fees
3404. Uninsured Motorist	0	0	0	0	0	0	0	0	0	0	0	0
3497. Summary of remaining write-ins for Line 34 from overflow page	0	0	0	0	0	0	0	0	0	0	0	0



ANNUAL STATEMENT FOR THE YEAR 2023 OF THE GREAT AMERICAN ALLIANCE INSURANCE COMPANY

EXHIBIT OF PREMIUMS AND LOSSES (Statutory Page 14)

NAIC Group Code 0084 BUSINESS IN THE STATE OF Delaware DURING THE YEAR 2023 NAIC Company Code 26832

Line of Business		Gross Premiums, Including Policy and Membership Fees, Less Return Premiums and Premiums on Policies not Taken		3	4	5	6	7	8	9	10	11	12
		1	2										
		Direct Premiums Written	Direct Premiums Earned	Dividends Paid or Credited to Policyholders on Direct Business	Direct Unearned Premium Reserves	Direct Losses Paid (deducting salvage)	Direct Losses Incurred	Direct Losses Unpaid	Direct Defense and Cost Containment Expense Paid	Direct Defense and Cost Containment Expense Incurred	Direct Defense and Cost Containment Expense Unpaid	Commissions and Brokerage Expenses	Taxes, Licenses and Fees
1.	Fire	0	0	0	0	0	0	0	0	0	0	0	0
2.1	Allied Lines	0	0	0	0	0	0	0	0	0	0	0	0
2.2	Multiple Peril Crop	0	0	0	0	0	0	0	0	0	0	0	0
2.3	Federal Flood	0	0	0	0	0	0	0	0	0	0	0	0
2.4	Private Crop	0	0	0	0	0	0	0	0	0	0	0	10
2.5	Private Flood	0	0	0	0	0	0	0	0	0	0	0	0
3.	Farmowners Multiple Peril	0	0	0	0	0	(2)	0	0	(10)	(7)	0	2
4.	Homeowners Multiple Peril	0	0	0	0	0	0	0	0	0	0	0	0
5.1	Commercial Multiple Peril (Non-Liability Portion)	6,732	6,067	0	2,349	0	122	358	0	31	60	1,435	219
5.2	Commercial Multiple Peril (Liability Portion)	14,990	14,489	0	4,189	15,000	(4,298)	40,034	8,123	10,167	3,490	2,665	478
6.	Mortgage Guaranty	0	0	0	0	0	0	0	0	0	0	0	0
8.	Ocean Marine	0	0	0	0	0	0	0	0	0	0	0	0
9.	Inland Marine	8,899	8,908	0	104	925	974	607	0	52	10	2,392	4,411
10.	Financial Guaranty	0	0	0	0	0	0	0	0	0	0	0	0
11.1	Medical Professional Liability - Occurrence	0	0	0	0	0	0	0	0	0	0	0	0
11.2	Medical Professional Liability - Claims-Made	0	0	0	0	0	0	0	0	0	0	0	0
12.	Earthquake	0	0	0	0	0	0	0	0	0	0	0	0
13.1	Comprehensive (hospital and medical) ind (b)	0	0	0	0	0	0	0	0	0	0	0	0
13.2	Comprehensive (hospital and medical) group (b)	0	0	0	0	0	0	0	0	0	0	0	0
14.	Credit A&H (Group and Individual)	0	0	0	0	0	0	0	0	0	0	0	0
15.1	Vision Only (b)	0	0	0	0	0	0	0	0	0	0	0	0
15.2	Dental Only (b)	0	0	0	0	0	0	0	0	0	0	0	0
15.3	Disability Income (b)	0	0	0	0	0	0	0	0	0	0	0	0
15.4	Medicare Supplement (b)	0	0	0	0	0	0	0	0	0	0	0	0
15.5	Medicaid Title XIX (b)	0	0	0	0	0	0	0	0	0	0	0	0
15.6	Medicare Title XVIII (b)	0	0	0	0	0	0	0	0	0	0	0	0
15.7	Long-Term Care (b)	0	0	0	0	0	0	0	0	0	0	0	0
15.8	Federal Employees Health Benefits Plan (b)	0	0	0	0	0	0	0	0	0	0	0	0
15.9	Other Health (b)	0	0	0	0	0	0	0	0	0	0	0	0
16.	Workers' Compensation	750,188	652,399	0	307,286	5,722	268,177	521,620	0	10,243	44,153	124,839	35,210
17.1	Other Liability - Occurrence	(192,111)	(193,725)	0	22,296	44,822,573	(1,642,199)	233,992,736	3,109,771	(562,353)	29,685,676	10,022	(2,733)
17.2	Other Liability - Claims-Made	0	0	0	0	0	(2,901)	16,472	0	(5)	1,836	0	5
17.3	Excess Workers' Compensation	0	0	0	0	0	0	0	0	0	0	0	0
18.1	Products Liability - Occurrence	0	0	0	0	0	0	0	0	0	0	0	4
18.2	Products Liability - Claims-Made	0	0	0	0	0	0	0	0	0	0	0	0
19.1	Private Passenger Auto No-Fault (Personal Injury Protection)	0	0	0	0	0	0	0	0	0	0	0	0
19.2	Other Private Passenger Auto Liability	0	0	0	0	0	0	0	0	0	0	0	0
19.3	Commercial Auto No-Fault (Personal Injury Protection)	192	267	0	85	0	(69)	141	0	(43)	159	34	7
19.4	Other Commercial Auto Liability	6,706	10,150	0	2,388	0	(1,603)	5,569	0	(85)	3,311	1,292	274
21.1	Private Passenger Auto Physical Damage	0	0	0	0	0	0	0	0	0	0	0	0
21.2	Commercial Auto Physical Damage	7,998	5,996	0	5,196	0	(188)	195	0	41	125	1,354	242
22.	Aircraft (all perils)	27,143	47,598	0	6,155	0	1,826	23,455	0	188	2,216	4,071	1,155
23.	Fidelity	102,902	133,928	0	55,678	0	21,948	77,463	0	15,557	48,739	33,429	4,276
24.	Surety	6,643	11,579	0	11,944	0	1,382	4,666	0	826	1,571	3,104	333
26.	Burglary and Theft	0	0	0	0	0	0	0	0	0	0	0	0
27.	Boiler and Machinery	214	173	0	73	0	(12)	4	0	0	0	42	6
28.	Credit	0	0	0	0	0	0	0	0	0	0	0	1
29.	International	0	0	0	0	0	0	0	0	0	0	0	0
30.	Warranty	0	0	0	0	0	0	0	0	0	0	0	0
31.	Reins nonproportional assumed property	XXX	XXX	XXX	XXX	XXX	XXX	XXX	XXX	XXX	XXX	XXX	XXX
32.	Reins nonproportional assumed liability	XXX	XXX	XXX	XXX	XXX	XXX	XXX	XXX	XXX	XXX	XXX	XXX
33.	Reins nonproportional assumed financial lines	XXX	XXX	XXX	XXX	XXX	XXX	XXX	XXX	XXX	XXX	XXX	XXX
34.	Aggregate Write-Ins for Other Lines of Business	0	0	0	0	0	(428)	3	0	0	0	0	0
35.	Total (a)	740,496	697,830	0	417,746	44,844,221	(1,357,270)	234,683,323	3,117,894	(525,391)	29,791,339	184,679	43,900
DETAILS OF WRITE-INS													
3401.	Collateral Protection	0	0	0	0	0	(428)	3	0	0	0	0	0
3402.	Involuntary Unemployment	0	0	0	0	0	0	0	0	0	0	0	0
3403.	Patent risk	0	0	0	0	0	0	0	0	0	0	0	0
3498.	Summary of remaining write-ins for Line 34 from overflow page	0	0	0	0	0	0	0	0	0	0	0	0
3499.	Totals (Lines 3401 thru 3403 plus 3498)(Line 34 above)	0	0	0	0	0	(428)	3	0	0	0	0	0

(a) Finance and service charges not included in Lines 1 to 35 \$0
(b) For health business on indicated lines report: Number of persons insured under PPO managed care products0 and number of persons insured under indemnity only products0 .

ANNUAL STATEMENT FOR THE YEAR 2023 OF THE GREAT AMERICAN ALLIANCE INSURANCE COMPANY

EXHIBIT OF PREMIUMS AND LOSSES

OVERFLOW PAGE FOR WRITE-INS

Additional Write-ins for Exhibit of Premiums and Losses Line 34

Line of Business	Gross Premiums, Including Policy and Membership Fees, Less Return Premiums and Premiums on Policies not Taken		3	4	5	6	7	8	9	10	11	12
	1 Direct Premiums Written	2 Direct Premiums Earned	Dividends Paid or Credited to Policyholders on Direct Business	Direct Unearned Premium Reserves	Direct Losses Paid (deducting salvage)	Direct Losses Incurred	Direct Losses Unpaid	Direct Defense and Cost Containment Expense Paid	Direct Defense and Cost Containment Expense Incurred	Direct Defense and Cost Containment Expense Unpaid	Commissions and Brokerage Expenses	Taxes, Licenses and Fees
3404. Uninsured Motorist	0	0	0	0	0	0	0	0	0	0	0	0
3497. Summary of remaining write-ins for Line 34 from overflow page	0	0	0	0	0	0	0	0	0	0	0	0



ANNUAL STATEMENT FOR THE YEAR 2023 OF THE GREAT AMERICAN ALLIANCE INSURANCE COMPANY

EXHIBIT OF PREMIUMS AND LOSSES (Statutory Page 14)

NAIC Group Code 0084 BUSINESS IN THE STATE OF District of Columbia DURING THE YEAR 2023 NAIC Company Code 26832

Line of Business		Gross Premiums, Including Policy and Membership Fees, Less Return Premiums and Premiums on Policies not Taken		3	4	5	6	7	8	9	10	11	12
		1	2										
		Direct Premiums Written	Direct Premiums Earned	Dividends Paid or Credited to Policyholders on Direct Business	Direct Unearned Premium Reserves	Direct Losses Paid (deducting salvage)	Direct Losses Incurred	Direct Losses Unpaid	Direct Defense and Cost Containment Expense Paid	Direct Defense and Cost Containment Expense Incurred	Direct Defense and Cost Containment Expense Unpaid	Commissions and Brokerage Expenses	Taxes, Licenses and Fees
1.	Fire	0	0	0	0	0	0	0	0	0	0	0	0
2.1	Allied Lines	0	0	0	0	0	0	0	0	0	0	0	0
2.2	Multiple Peril Crop	0	0	0	0	0	0	0	0	0	0	0	0
2.3	Federal Flood	0	0	0	0	0	0	0	0	0	0	0	0
2.4	Private Crop	0	0	0	0	0	0	0	0	0	0	0	3
2.5	Private Flood	0	0	0	0	0	0	0	0	0	0	0	0
3.	Farmowners Multiple Peril	0	0	0	0	0	0	0	0	0	0	0	1
4.	Homeowners Multiple Peril	0	0	0	0	0	0	0	0	0	0	0	0
5.1	Commercial Multiple Peril (Non-Liability Portion)	92,556	89,528	0	20,562	62,369	17,881	27,164	6,438	8,245	7,721	16,323	281
5.2	Commercial Multiple Peril (Liability Portion)	14,019	14,033	0	4,807	0	(749)	10,445	0	1,004	6,455	2,974	57
6.	Mortgage Guaranty	0	0	0	0	0	0	0	0	0	0	0	0
8.	Ocean Marine	0	0	0	0	0	0	0	0	0	0	0	0
9.	Inland Marine	8,198	8,221	0	1,793	0	(226)	500	0	43	0	2,114	304
10.	Financial Guaranty	0	0	0	0	0	0	0	0	0	0	0	0
11.1	Medical Professional Liability - Occurrence	0	0	0	0	0	0	0	0	0	0	0	0
11.2	Medical Professional Liability - Claims-Made	0	0	0	0	0	0	0	0	0	0	0	0
12.	Earthquake	0	0	0	0	0	0	0	0	0	0	0	0
13.1	Comprehensive (hospital and medical) ind (b)	0	0	0	0	0	0	0	0	0	0	0	0
13.2	Comprehensive (hospital and medical) group (b)	0	0	0	0	0	0	0	0	0	0	0	0
14.	Credit A&H (Group and Individual)	0	0	0	0	0	0	0	0	0	0	0	0
15.1	Vision Only (b).....	0	0	0	0	0	0	0	0	0	0	0	0
15.2	Dental Only (b)	0	0	0	0	0	0	0	0	0	0	0	0
15.3	Disability Income (b)	0	0	0	0	0	0	0	0	0	0	0	0
15.4	Medicare Supplement (b)	0	0	0	0	0	0	0	0	0	0	0	0
15.5	Medicaid Title XIX (b)	0	0	0	0	0	0	0	0	0	0	0	0
15.6	Medicare Title XVIII (b).....	0	0	0	0	0	0	0	0	0	0	0	0
15.7	Long-Term Care (b)	0	0	0	0	0	0	0	0	0	0	0	0
15.8	Federal Employees Health Benefits Plan (b)	0	0	0	0	0	0	0	0	0	0	0	0
15.9	Other Health (b)	0	0	0	0	0	0	0	0	0	0	0	0
16.	Workers' Compensation	128,039	72,751	0	77,516	22,351	41,929	98,386	1,155	6,171	18,560	23,301	415
17.1	Other Liability - Occurrence	375,340	351,423	0	203,795	8,500	82,559	443,388	757	(5,793)	39,556	60,630	7,276
17.2	Other Liability - Claims-Made	75	75	0	3	0	(21)	31	0	(13)	19	11	10
17.3	Excess Workers' Compensation	0	0	0	0	0	0	0	0	0	0	0	0
18.1	Products Liability - Occurrence	0	0	0	0	0	0	0	0	0	0	0	1
18.2	Products Liability - Claims-Made	0	0	0	0	0	0	0	0	0	0	0	0
19.1	Private Passenger Auto No-Fault (Personal Injury Protection)	0	0	0	0	0	0	0	0	0	0	0	0
19.2	Other Private Passenger Auto Liability	0	0	0	0	0	0	0	0	0	0	0	0
19.3	Commercial Auto No-Fault (Personal Injury Protection)	108	116	0	7	0	(388)	469	0	14	71	16	21
19.4	Other Commercial Auto Liability	19,078	25,605	0	11,785	3,930	2,477	35,414	34	(1,176)	6,097	3,314	832
21.1	Private Passenger Auto Physical Damage	0	0	0	0	0	0	0	0	0	0	0	0
21.2	Commercial Auto Physical Damage	1,384	1,476	0	626	0	(223)	745	0	51	112	221	57
22.	Aircraft (all perils)	5,750	5,750	0	0	0	650	2,157	0	52	242	(1,358)	21
23.	Fidelity	8,465	14,940	0	13,904	0	2,665	8,033	0	1,676	5,349	2,892	718
24.	Surety	1,076,378	775,724	0	623,925	452,801	399,831	219,537	4,759	26,921	40,905	392,807	10,652
26.	Burglary and Theft	108	108	0	7	0	0	0	0	(3)	0	24	0
27.	Boiler and Machinery	7,070	6,991	0	1,473	0	(71)	18	0	(437)	(428)	1,225	405
28.	Credit	0	0	0	0	0	0	0	0	0	0	0	1
29.	International	0	0	0	0	0	0	0	0	0	0	0	0
30.	Warranty	0	0	0	0	0	0	0	0	0	0	0	0
31.	Reins nonproportional assumed property	XXX	XXX	XXX	XXX	XXX	XXX	XXX	XXX	XXX	XXX	XXX	XXX
32.	Reins nonproportional assumed liability	XXX	XXX	XXX	XXX	XXX	XXX	XXX	XXX	XXX	XXX	XXX	XXX
33.	Reins nonproportional assumed financial lines	XXX	XXX	XXX	XXX	XXX	XXX	XXX	XXX	XXX	XXX	XXX	XXX
34.	Aggregate Write-Ins for Other Lines of Business	0	0	0	0	0	0	0	0	0	0	0	0
35.	Total (a)	1,736,568	1,366,740	0	960,273	549,951	546,315	846,286	13,143	36,755	124,659	504,495	21,057
DETAILS OF WRITE-INS													
3401.	Collateral Protection	0	0	0	0	0	0	0	0	0	0	0	0
3402.	Involuntary Unemployment	0	0	0	0	0	0	0	0	0	0	0	0
3403.	Patent risk	0	0	0	0	0	0	0	0	0	0	0	0
3498.	Summary of remaining write-ins for Line 34 from overflow page	0	0	0	0	0	0	0	0	0	0	0	0
3499.	Totals (Lines 3401 thru 3403 plus 3498)(Line 34 above)	0	0	0	0	0	0	0	0	0	0	0	0

(a) Finance and service charges not included in Lines 1 to 35 \$0
(b) For health business on indicated lines report: Number of persons insured under PPO managed care products0 and number of persons insured under indemnity only products0 .

ANNUAL STATEMENT FOR THE YEAR 2023 OF THE GREAT AMERICAN ALLIANCE INSURANCE COMPANY

EXHIBIT OF PREMIUMS AND LOSSES

OVERFLOW PAGE FOR WRITE-INS

Additional Write-ins for Exhibit of Premiums and Losses Line 34

Line of Business	Gross Premiums, Including Policy and Membership Fees, Less Return Premiums and Premiums on Policies not Taken		3	4	5	6	7	8	9	10	11	12
	1 Direct Premiums Written	2 Direct Premiums Earned	Dividends Paid or Credited to Policyholders on Direct Business	Direct Unearned Premium Reserves	Direct Losses Paid (deducting salvage)	Direct Losses Incurred	Direct Losses Unpaid	Direct Defense and Cost Containment Expense Paid	Direct Defense and Cost Containment Expense Incurred	Direct Defense and Cost Containment Expense Unpaid	Commissions and Brokerage Expenses	Taxes, Licenses and Fees
3404. Uninsured Motorist	0	0	0	0	0	0	0	0	0	0	0	0
3497. Summary of remaining write-ins for Line 34 from overflow page	0	0	0	0	0	0	0	0	0	0	0	0



ANNUAL STATEMENT FOR THE YEAR 2023 OF THE GREAT AMERICAN ALLIANCE INSURANCE COMPANY

EXHIBIT OF PREMIUMS AND LOSSES (Statutory Page 14)

NAIC Group Code 0084		BUSINESS IN THE STATE OF Florida				DURING THE YEAR 2023				NAIC Company Code 26832			
Line of Business	Gross Premiums, Including Policy and Membership Fees, Less Return Premiums and Premiums on Policies not Taken		3 Dividends Paid or Credited to Policyholders on Direct Business	4 Direct Unearned Premium Reserves	5 Direct Losses Paid (deducting salvage)	6 Direct Losses Incurred	7 Direct Losses Unpaid	8 Direct Defense and Cost Containment Expense Paid	9 Direct Defense and Cost Containment Expense Incurred	10 Direct Defense and Cost Containment Expense Unpaid	11 Commissions and Brokerage Expenses	12 Taxes, Licenses and Fees	
	1 Direct Premiums Written	2 Direct Premiums Earned											
Fire	0	0	0	0	0	18	19	0	41	41	0	0	
Allied Lines	65	17	0	48	0	22	23	0	44	44	7	4	
Multiple Peril Crop	0	0	0	0	0	0	0	0	0	0	0	27	
Federal Flood	0	0	0	0	0	0	0	0	0	0	0	0	
Private Crop	0	0	0	0	0	0	0	0	0	0	0	3	
Private Flood	0	0	0	0	0	0	0	0	0	0	0	0	
Farmowners Multiple Peril	235,487	207,187	0	97,126	0	158,154	187,962	0	(37,303)	9,532	49,874	982	
Homeowners Multiple Peril	0	0	0	0	0	0	0	0	0	0	0	0	
Commercial Multiple Peril (Non-Liability Portion)	55,914	169,883	0	19,644	90,196	180,686	123,126	5,912	11,647	425	10,763	1,016	
Commercial Multiple Peril (Liability Portion)	220,778	487,656	0	63,552	190,974	145,823	1,186,566	282,726	288,120	295,552	44,051	3,805	
Mortgage Guaranty	0	0	0	0	0	0	0	0	0	0	0	0	
Ocean Marine	0	0	0	0	0	23,108	24,348	0	(196)	469	0	16	
Inland Marine	302,545	306,813	0	2,858	276,185	238,801	13,433	29,526	23,829	1,339	82,535	2,658	
Financial Guaranty	0	0	0	0	0	0	0	0	0	0	0	0	
Medical Professional Liability - Occurrence	0	0	0	0	0	0	0	0	0	0	0	0	
Medical Professional Liability - Claims-Made	0	0	0	0	0	0	0	0	0	0	0	0	
Earthquake	0	0	0	0	0	0	0	0	0	0	0	(2)	
Comprehensive (hospital and medical) ind (b)	0	0	0	0	0	0	0	0	0	0	0	0	
Comprehensive (hospital and medical) group (b)	0	0	0	0	0	0	0	0	0	0	0	0	
Credit A&H (Group and Individual)	0	0	0	0	0	0	0	0	0	0	0	0	
Vision Only (b)	0	0	0	0	0	0	0	0	0	0	0	0	
Dental Only (b)	0	0	0	0	0	0	0	0	0	0	0	0	
Disability Income (b)	0	0	0	0	0	0	0	0	0	0	0	0	
Medicare Supplement (b)	0	0	0	0	0	0	0	0	0	0	0	0	
Medicaid Title XIX (b)	0	0	0	0	0	0	0	0	0	0	0	0	
Medicare Title XVIII (b)	0	0	0	0	0	0	0	0	0	0	0	0	
Long-Term Care (b)	0	0	0	0	0	0	0	0	0	0	0	0	
Federal Employees Health Benefits Plan (b)	0	0	0	0	0	0	0	0	0	0	0	0	
Other Health (b)	0	0	0	0	0	0	0	0	0	0	0	2	
Workers' Compensation	15,831,897	15,515,617	67,394	5,071,973	481,802	705,069	13,169,290	145,012	376,376	1,263,686	2,561,432	466,425	
Other Liability - Occurrence	2,432,639	2,474,487	0	913,826	3,647	(48,980)	3,242,637	97,397	136,649	376,233	401,525	24,266	
Other Liability - Claims-Made	0	0	0	0	0	(205)	417	0	(31)	68	0	25	
Excess Workers' Compensation	0	0	0	0	0	0	0	0	0	0	0	0	
Products Liability - Occurrence	3,405	4,582	0	448	0	(751)	3,533	0	(399)	1,488	642	56	
Products Liability - Claims-Made	0	0	0	0	0	0	0	0	0	0	0	0	
Private Passenger Auto No-Fault (Personal Injury Protection)	0	0	0	0	0	0	0	0	0	0	0	0	
Other Private Passenger Auto Liability	0	0	0	0	0	0	0	0	0	0	0	0	
Commercial Auto No-Fault (Personal Injury Protection)	38,038	35,605	0	19,498	0	10,916	34,968	0	154	4,900	6,538	342	
Other Commercial Auto Liability	2,205,839	1,963,458	0	1,039,953	235,744	976,375	2,021,313	30,045	63,429	237,628	371,929	23,117	
Private Passenger Auto Physical Damage	0	0	0	0	0	0	0	0	0	0	0	0	
Commercial Auto Physical Damage	318,780	294,191	0	152,867	728,133	272,554	110,688	1,335	1,855	6,792	54,207	3,455	
Aircraft (all perils)	0	0	0	0	0	0	0	0	0	0	0	7	
Fidelity	527,854	552,422	0	546,513	0	550,435	829,447	0	66,199	168,127	169,408	4,271	
Surety	91,219	56,716	0	83,783	0	6,370	74,060	0	6,483	23,712	28,865	1,042	
Burglary and Theft	178	939	0	61	0	(349)	57	0	0	0	43	3	
Boiler and Machinery	3,683	14,107	0	1,934	0	(2,803)	518	0	67	73	576	19	
Credit	0	0	0	0	0	0	0	0	0	0	0	26	
International	0	0	0	0	0	0	0	0	0	0	0	0	
Warranty	0	0	0	0	0	0	0	0	0	0	0	0	
Reins nonproportional assumed property	XXX	XXX	XXX	XXX	XXX	XXX	XXX	XXX	XXX	XXX	XXX	XXX	
Reins nonproportional assumed liability	XXX	XXX	XXX	XXX	XXX	XXX	XXX	XXX	XXX	XXX	XXX	XXX	
Reins nonproportional assumed financial lines	XXX	XXX	XXX	XXX	XXX	XXX	XXX	XXX	XXX	XXX	XXX	XXX	
Aggregate Write-Ins for Other Lines of Business	0	0	0	0	0	0	0	0	0	0	0	0	
Total (a)	22,268,321	22,083,679	67,394	8,014,081	2,006,679	3,215,243	21,022,404	591,953	936,965	2,390,108	3,782,196	531,566	
DETAILS OF WRITE-INS													
Collateral Protection	0	0	0	0	0	0	0	0	0	0	0	0	
Involuntary Unemployment	0	0	0	0	0	0	0	0	0	0	0	0	
Patent risk	0	0	0	0	0	0	0	0	0	0	0	0	
Summary of remaining write-ins for Line 34 from overflow page	0	0	0	0	0	0	0	0	0	0	0	0	
Totals (Lines 3401 thru 3403 plus 3498)(Line 34 above)	0	0	0	0	0	0	0	0	0	0	0	0	

(a) Finance and service charges not included in Lines 1 to 35 \$0
(b) For health business on indicated lines report: Number of persons insured under PPO managed care products0 and number of persons insured under indemnity only products0 .

ANNUAL STATEMENT FOR THE YEAR 2023 OF THE GREAT AMERICAN ALLIANCE INSURANCE COMPANY

EXHIBIT OF PREMIUMS AND LOSSES

OVERFLOW PAGE FOR WRITE-INS

Additional Write-ins for Exhibit of Premiums and Losses Line 34

Line of Business	Gross Premiums, Including Policy and Membership Fees, Less Return Premiums and Premiums on Policies not Taken		3	4	5	6	7	8	9	10	11	12
	1 Direct Premiums Written	2 Direct Premiums Earned	Dividends Paid or Credited to Policyholders on Direct Business	Direct Unearned Premium Reserves	Direct Losses Paid (deducting salvage)	Direct Losses Incurred	Direct Losses Unpaid	Direct Defense and Cost Containment Expense Paid	Direct Defense and Cost Containment Expense Incurred	Direct Defense and Cost Containment Expense Unpaid	Commissions and Brokerage Expenses	Taxes, Licenses and Fees
3404. Uninsured Motorist	0	0	0	0	0	0	0	0	0	0	0	0
3497. Summary of remaining write-ins for Line 34 from overflow page	0	0	0	0	0	0	0	0	0	0	0	0



ANNUAL STATEMENT FOR THE YEAR 2023 OF THE GREAT AMERICAN ALLIANCE INSURANCE COMPANY

EXHIBIT OF PREMIUMS AND LOSSES (Statutory Page 14)

NAIC Group Code 0084 BUSINESS IN THE STATE OF Georgia DURING THE YEAR 2023 NAIC Company Code 26832

Line of Business		Gross Premiums, Including Policy and Membership Fees, Less Return Premiums and Premiums on Policies not Taken		3	4	5	6	7	8	9	10	11	12
		1	2										
		Direct Premiums Written	Direct Premiums Earned	Dividends Paid or Credited to Policyholders on Direct Business	Direct Unearned Premium Reserves	Direct Losses Paid (deducting salvage)	Direct Losses Incurred	Direct Losses Unpaid	Direct Defense and Cost Containment Expense Paid	Direct Defense and Cost Containment Expense Incurred	Direct Defense and Cost Containment Expense Unpaid	Commissions and Brokerage Expenses	Taxes, Licenses and Fees
1.	Fire	0	0	0	0	0	0	0	0	1	1	0	0
2.1	Allied Lines	0	0	0	0	0	0	0	0	0	0	0	2
2.2	Multiple Peril Crop	0	0	0	0	0	0	0	0	0	0	0	15
2.3	Federal Flood	0	0	0	0	0	0	0	0	0	0	0	0
2.4	Private Crop	0	0	0	0	0	0	0	0	0	0	0	4
2.5	Private Flood	0	0	0	0	0	0	0	0	0	0	0	0
3.	Farmowners Multiple Peril	94,724	88,408	0	43,691	3,000	21,791	28,088	0	(10,646)	3,806	20,318	2,466
4.	Homeowners Multiple Peril	0	0	0	0	0	0	0	0	0	0	0	0
5.1	Commercial Multiple Peril (Non-Liability Portion)	659,217	839,874	0	289,779	924,180	960,534	176,517	4,459	7,938	26,781	129,703	12,513
5.2	Commercial Multiple Peril (Liability Portion)	185,899	217,816	0	78,007	19,009	352,294	483,288	0	28,479	82,735	38,258	4,071
6.	Mortgage Guaranty	0	0	0	0	0	0	0	0	0	0	0	0
8.	Ocean Marine	0	0	0	0	0	0	0	0	0	0	0	1
9.	Inland Marine	107,708	110,212	0	16,266	78,815	48,373	17,098	4,378	(16,932)	4,775	28,080	3,534
10.	Financial Guaranty	0	0	0	0	0	0	0	0	0	0	0	0
11.1	Medical Professional Liability - Occurrence	0	0	0	0	0	(1)	0	0	(1)	0	0	0
11.2	Medical Professional Liability - Claims-Made	0	0	0	0	0	0	0	0	0	0	0	0
12.	Earthquake	2,109	1,141	0	968	0	457	459	0	0	0	654	89
13.1	Comprehensive (hospital and medical) ind (b)	0	0	0	0	0	0	0	0	0	0	0	0
13.2	Comprehensive (hospital and medical) group (b)	0	0	0	0	0	0	0	0	0	0	0	0
14.	Credit A&H (Group and Individual)	0	0	0	0	0	0	0	0	0	0	0	0
15.1	Vision Only (b).....	0	0	0	0	0	0	0	0	0	0	0	0
15.2	Dental Only (b)	0	0	0	0	0	0	0	0	0	0	0	0
15.3	Disability Income (b)	0	0	0	0	0	0	0	0	0	0	0	0
15.4	Medicare Supplement (b)	0	0	0	0	0	0	0	0	0	0	0	0
15.5	Medicaid Title XIX (b)	0	0	0	0	0	0	0	0	0	0	0	0
15.6	Medicare Title XVIII (b).....	0	0	0	0	0	0	0	0	0	0	0	0
15.7	Long-Term Care (b)	0	0	0	0	0	0	0	0	0	0	0	0
15.8	Federal Employees Health Benefits Plan (b)	0	0	0	0	0	0	0	0	0	0	0	0
15.9	Other Health (b)	0	0	0	0	0	0	0	0	0	0	0	1
16.	Workers' Compensation	23,590,539	23,378,196	0	9,038,827	4,062,786	4,717,938	38,401,723	797,506	824,051	2,347,411	3,707,828	596,853
17.1	Other Liability - Occurrence	1,324,014	1,197,139	0	608,259	484,500	2,858,085	4,128,642	103,305	100,595	175,936	169,606	35,526
17.2	Other Liability - Claims-Made	820	984	0	486	6,000	(2,632)	38,102	7,746	7,396	2,871	138	28
17.3	Excess Workers' Compensation	0	0	0	0	0	0	0	0	0	0	0	0
18.1	Products Liability - Occurrence	2	46	0	0	0	(8)	22	0	(9)	4	0	3
18.2	Products Liability - Claims-Made	0	0	0	0	0	0	0	0	0	0	0	0
19.1	Private Passenger Auto No-Fault (Personal Injury Protection)	0	0	0	0	0	0	0	0	0	0	0	0
19.2	Other Private Passenger Auto Liability	0	0	0	0	0	0	0	0	0	0	0	0
19.3	Commercial Auto No-Fault (Personal Injury Protection)	0	0	0	0	0	0	0	0	0	0	0	0
19.4	Other Commercial Auto Liability	1,190,884	1,155,305	0	669,142	470,932	814,879	2,090,898	88,912	96,058	197,831	188,584	31,450
21.1	Private Passenger Auto Physical Damage	0	0	0	0	0	0	0	0	0	0	0	0
21.2	Commercial Auto Physical Damage	196,055	188,507	0	105,059	186,597	192,218	34,545	5,660	6,082	6,225	33,720	5,138
22.	Aircraft (all perils)	99,874	98,285	0	21,403	0	6,193	40,065	0	(156)	3,846	14,981	2,034
23.	Fidelity	476,963	366,466	0	580,602	71,752	140,090	182,781	0	44,482	112,388	152,525	12,516
24.	Surety	163,308	154,059	0	78,594	0	1,793	75,626	0	3,834	15,868	73,530	4,241
26.	Burglary and Theft	660	722	0	660	0	(97)	23	0	(23)	0	132	18
27.	Boiler and Machinery	50,385	57,206	0	21,453	153,249	153,501	1,967	0	(184)	(113)	9,754	1,156
28.	Credit	0	0	0	0	0	62	(1)	0	0	0	0	5
29.	International	0	0	0	0	0	0	0	0	0	0	0	0
30.	Warranty	0	0	0	0	0	0	0	0	0	0	0	0
31.	Reins nonproportional assumed property	XXX	XXX	XXX	XXX	XXX	XXX	XXX	XXX	XXX	XXX	XXX	XXX
32.	Reins nonproportional assumed liability	XXX	XXX	XXX	XXX	XXX	XXX	XXX	XXX	XXX	XXX	XXX	XXX
33.	Reins nonproportional assumed financial lines	XXX	XXX	XXX	XXX	XXX	XXX	XXX	XXX	XXX	XXX	XXX	XXX
34.	Aggregate Write-Ins for Other Lines of Business	0	0	0	0	0	0	0	0	0	0	0	0
35.	Total (a)	28,143,160	27,854,366	0	11,552,772	6,460,820	10,265,472	45,699,843	1,011,966	1,090,968	2,980,366	4,567,811	711,664
DETAILS OF WRITE-INS													
3401.	Collateral Protection	0	0	0	0	0	0	0	0	0	0	0	0
3402.	Involuntary Unemployment	0	0	0	0	0	0	0	0	0	0	0	0
3403.	Patent risk	0	0	0	0	0	0	0	0	0	0	0	0
3498.	Summary of remaining write-ins for Line 34 from overflow page	0	0	0	0	0	0	0	0	0	0	0	0
3499.	Totals (Lines 3401 thru 3403 plus 3498)(Line 34 above)	0	0	0	0	0	0	0	0	0	0	0	0

(a) Finance and service charges not included in Lines 1 to 35 \$0
(b) For health business on indicated lines report: Number of persons insured under PPO managed care products0 and number of persons insured under indemnity only products0 .

ANNUAL STATEMENT FOR THE YEAR 2023 OF THE GREAT AMERICAN ALLIANCE INSURANCE COMPANY

EXHIBIT OF PREMIUMS AND LOSSES

OVERFLOW PAGE FOR WRITE-INS

Additional Write-ins for Exhibit of Premiums and Losses Line 34

Line of Business	Gross Premiums, Including Policy and Membership Fees, Less Return Premiums and Premiums on Policies not Taken		3	4	5	6	7	8	9	10	11	12
	1 Direct Premiums Written	2 Direct Premiums Earned	Dividends Paid or Credited to Policyholders on Direct Business	Direct Unearned Premium Reserves	Direct Losses Paid (deducting salvage)	Direct Losses Incurred	Direct Losses Unpaid	Direct Defense and Cost Containment Expense Paid	Direct Defense and Cost Containment Expense Incurred	Direct Defense and Cost Containment Expense Unpaid	Commissions and Brokerage Expenses	Taxes, Licenses and Fees
3404. Uninsured Motorist	0	0	0	0	0	0	0	0	0	0	0	0
3497. Summary of remaining write-ins for Line 34 from overflow page	0	0	0	0	0	0	0	0	0	0	0	0



ANNUAL STATEMENT FOR THE YEAR 2023 OF THE GREAT AMERICAN ALLIANCE INSURANCE COMPANY

EXHIBIT OF PREMIUMS AND LOSSES (Statutory Page 14)

NAIC Group Code 0084		BUSINESS IN THE STATE OF Hawaii				DURING THE YEAR 2023				NAIC Company Code 26832			
Line of Business	Gross Premiums, Including Policy and Membership Fees, Less Return Premiums and Premiums on Policies not Taken		3 Dividends Paid or Credited to Policyholders on Direct Business	4 Direct Unearned Premium Reserves	5 Direct Losses Paid (deducting salvage)	6 Direct Losses Incurred	7 Direct Losses Unpaid	8 Direct Defense and Cost Containment Expense Paid	9 Direct Defense and Cost Containment Expense Incurred	10 Direct Defense and Cost Containment Expense Unpaid	11 Commissions and Brokerage Expenses	12 Taxes, Licenses and Fees	
	1 Direct Premiums Written	2 Direct Premiums Earned											
Fire	0	0	0	0	0	0	0	0	0	0	0	0	
Allied Lines	0	0	0	0	0	0	0	0	0	0	0	0	
Multiple Peril Crop	0	0	0	0	0	0	0	0	0	0	0	0	
Federal Flood	0	0	0	0	0	0	0	0	0	0	0	0	
Private Crop	0	0	0	0	0	0	0	0	0	0	0	0	
Private Flood	0	0	0	0	0	0	0	0	0	0	0	0	
Farmowners Multiple Peril	0	0	0	0	0	0	0	0	0	0	0	0	
Homeowners Multiple Peril	0	0	0	0	0	0	0	0	0	0	0	0	
Commercial Multiple Peril (Non-Liability Portion)	0	0	0	0	0	(505)	162	0	0	224	0	0	
Commercial Multiple Peril (Liability Portion)	0	35	0	0	0	401	1,246	0	232	485	0	(1)	
Mortgage Guaranty	0	0	0	0	0	0	0	0	0	0	0	0	
Ocean Marine	0	0	0	0	0	0	0	0	0	0	0	0	
Inland Marine	26,544	26,544	0	0	80,378	79,654	947	1,120	1,287	0	7,301	1,096	
Financial Guaranty	0	0	0	0	0	0	0	0	0	0	0	0	
Medical Professional Liability - Occurrence	0	0	0	0	0	0	0	0	0	0	0	0	
Medical Professional Liability - Claims-Made	0	0	0	0	0	0	0	0	0	0	0	0	
Earthquake	0	0	0	0	0	0	0	0	0	0	0	0	
Comprehensive (hospital and medical) ind (b)	0	0	0	0	0	0	0	0	0	0	0	0	
Comprehensive (hospital and medical) group (b)	0	0	0	0	0	0	0	0	0	0	0	0	
Credit A&H (Group and Individual)	0	0	0	0	0	0	0	0	0	0	0	0	
Vision Only (b)	0	0	0	0	0	0	0	0	0	0	0	0	
Dental Only (b)	0	0	0	0	0	0	0	0	0	0	0	0	
Disability Income (b)	0	0	0	0	0	0	0	0	0	0	0	0	
Medicare Supplement (b)	0	0	0	0	0	0	0	0	0	0	0	0	
Medicaid Title XIX (b)	0	0	0	0	0	0	0	0	0	0	0	0	
Medicare Title XVIII (b)	0	0	0	0	0	0	0	0	0	0	0	0	
Long-Term Care (b)	0	0	0	0	0	0	0	0	0	0	0	0	
Federal Employees Health Benefits Plan (b)	0	0	0	0	0	0	0	0	0	0	0	0	
Other Health (b)	0	0	0	0	0	0	0	0	0	0	0	0	
Workers' Compensation	93,540	78,064	0	41,624	2,510	(17,089)	86,381	12,840	11,544	13,771	11,571	3,894	
Other Liability - Occurrence	211,631	217,287	0	115,016	0	28,833	165,161	0	4,290	13,946	35,370	6,963	
Other Liability - Claims-Made	0	0	0	0	0	(116)	1,477	0	0	28	0	4	
Excess Workers' Compensation	0	0	0	0	0	0	0	0	0	0	0	0	
Products Liability - Occurrence	0	0	0	0	0	0	0	0	0	0	0	0	
Products Liability - Claims-Made	0	0	0	0	0	0	0	0	0	0	0	0	
Private Passenger Auto No-Fault (Personal Injury Protection)	0	0	0	0	0	0	0	0	0	0	0	0	
Other Private Passenger Auto Liability	0	0	0	0	0	0	0	0	0	0	0	0	
Commercial Auto No-Fault (Personal Injury Protection)	91	97	0	43	0	29	36	0	7	8	15	3	
Other Commercial Auto Liability	3,885	3,750	0	1,799	0	826	1,421	0	252	377	661	128	
Private Passenger Auto Physical Damage	0	0	0	0	0	0	0	0	0	0	0	0	
Commercial Auto Physical Damage	955	989	0	525	0	19	57	0	8	17	160	24	
Aircraft (all perils)	0	0	0	0	0	0	0	0	0	0	0	0	
Fidelity	24,791	54,578	0	68,004	0	10,179	23,590	0	6,259	13,557	8,803	(43)	
Surety	7,445	5,334	0	5,375	0	563	4,080	0	488	1,415	2,412	318	
Burglary and Theft	0	0	0	0	0	0	0	0	0	0	0	0	
Boiler and Machinery	0	0	0	0	0	0	0	0	0	0	0	0	
Credit	0	0	0	0	0	0	0	0	0	0	0	1	
International	0	0	0	0	0	0	0	0	0	0	0	0	
Warranty	0	0	0	0	0	0	0	0	0	0	0	0	
Reins nonproportional assumed property	XXX	XXX	XXX	XXX	XXX	XXX	XXX	XXX	XXX	XXX	XXX	XXX	
Reins nonproportional assumed liability	XXX	XXX	XXX	XXX	XXX	XXX	XXX	XXX	XXX	XXX	XXX	XXX	
Reins nonproportional assumed financial lines	XXX	XXX	XXX	XXX	XXX	XXX	XXX	XXX	XXX	XXX	XXX	XXX	
Aggregate Write-Ins for Other Lines of Business	0	0	0	0	0	0	0	0	0	0	0	0	
Total (a)	368,882	386,677	0	232,385	82,888	102,794	284,559	13,961	24,367	43,828	66,294	12,389	
DETAILS OF WRITE-INS													
Collateral Protection	0	0	0	0	0	0	0	0	0	0	0	0	
Involuntary Unemployment	0	0	0	0	0	0	0	0	0	0	0	0	
Patent risk	0	0	0	0	0	0	0	0	0	0	0	0	
Summary of remaining write-ins for Line 34 from overflow page	0	0	0	0	0	0	0	0	0	0	0	0	
Totals (Lines 3401 thru 3403 plus 3498)(Line 34 above)	0	0	0	0	0	0	0	0	0	0	0	0	

(a) Finance and service charges not included in Lines 1 to 35 \$0
(b) For health business on indicated lines report: Number of persons insured under PPO managed care products0 and number of persons insured under indemnity only products0 .

ANNUAL STATEMENT FOR THE YEAR 2023 OF THE GREAT AMERICAN ALLIANCE INSURANCE COMPANY

EXHIBIT OF PREMIUMS AND LOSSES

OVERFLOW PAGE FOR WRITE-INS

Additional Write-ins for Exhibit of Premiums and Losses Line 34

Line of Business	Gross Premiums, Including Policy and Membership Fees, Less Return Premiums and Premiums on Policies not Taken		3	4	5	6	7	8	9	10	11	12
	1 Direct Premiums Written	2 Direct Premiums Earned	Dividends Paid or Credited to Policyholders on Direct Business	Direct Unearned Premium Reserves	Direct Losses Paid (deducting salvage)	Direct Losses Incurred	Direct Losses Unpaid	Direct Defense and Cost Containment Expense Paid	Direct Defense and Cost Containment Expense Incurred	Direct Defense and Cost Containment Expense Unpaid	Commissions and Brokerage Expenses	Taxes, Licenses and Fees
3404. Uninsured Motorist	0	0	0	0	0	0	0	0	0	0	0	0
3497. Summary of remaining write-ins for Line 34 from overflow page	0	0	0	0	0	0	0	0	0	0	0	0



ANNUAL STATEMENT FOR THE YEAR 2023 OF THE GREAT AMERICAN ALLIANCE INSURANCE COMPANY

EXHIBIT OF PREMIUMS AND LOSSES (Statutory Page 14)

NAIC Group Code 0084

BUSINESS IN THE STATE OF Idaho

DURING THE YEAR 2023

NAIC Company Code 26832

Line of Business		Gross Premiums, Including Policy and Membership Fees, Less Return Premiums and Premiums on Policies not Taken		3	4	5	6	7	8	9	10	11	12
		1	2										
		Direct Premiums Written	Direct Premiums Earned	Dividends Paid or Credited to Policyholders on Direct Business	Direct Unearned Premium Reserves	Direct Losses Paid (deducting salvage)	Direct Losses Incurred	Direct Losses Unpaid	Direct Defense and Cost Containment Expense Paid	Direct Defense and Cost Containment Expense Incurred	Direct Defense and Cost Containment Expense Unpaid	Commissions and Brokerage Expenses	Taxes, Licenses and Fees
1.	Fire	0	0	0	0	0	0	0	0	0	0	0	0
2.1	Allied Lines	0	0	0	0	0	0	0	0	0	0	0	0
2.2	Multiple Peril Crop	0	0	0	0	0	0	0	0	0	0	0	1
2.3	Federal Flood	0	0	0	0	0	0	0	0	0	0	0	0
2.4.	Private Crop	0	0	0	0	0	0	0	0	0	0	0	17
2.5	Private Flood	0	0	0	0	0	0	0	0	0	0	0	0
3.	Farmowners Multiple Peril	2,724	2,748	0	1,957	0	740	1,878	0	(861)	125	513	32
4.	Homeowners Multiple Peril	0	0	0	0	0	0	0	0	0	0	0	0
5.1	Commercial Multiple Peril (Non-Liability Portion)	41,463	32,809	0	25,925	18,432	10,606	3,857	0	58	798	7,911	525
5.2	Commercial Multiple Peril (Liability Portion)	15,382	14,638	0	9,582	0	(19,599)	9,891	0	2,339	6,275	3,206	173
6.	Mortgage Guaranty	0	0	0	0	0	0	0	0	0	0	0	0
8.	Ocean Marine	0	0	0	0	0	0	0	0	0	0	0	0
9.	Inland Marine	19,584	19,847	0	344	1,487	1,141	882	0	17	17	5,362	344
10.	Financial Guaranty	0	0	0	0	0	0	0	0	0	0	0	0
11.1	Medical Professional Liability - Occurrence	0	0	0	0	0	0	0	0	0	0	0	0
11.2	Medical Professional Liability - Claims-Made	0	0	0	0	0	0	0	0	0	0	0	0
12.	Earthquake	0	0	0	0	0	(70)	0	0	0	0	0	0
13.1	Comprehensive (hospital and medical) ind (b)	0	0	0	0	0	0	0	0	0	0	0	0
13.2	Comprehensive (hospital and medical) group (b)	0	0	0	0	0	0	0	0	0	0	0	0
14.	Credit A&H (Group and Individual)	0	0	0	0	0	0	0	0	0	0	0	0
15.1	Vision Only (b).....	0	0	0	0	0	0	0	0	0	0	0	0
15.2	Dental Only (b)	0	0	0	0	0	0	0	0	0	0	0	0
15.3	Disability Income (b)	0	0	0	0	0	0	0	0	0	0	0	0
15.4	Medicare Supplement (b)	0	0	0	0	0	0	0	0	0	0	0	0
15.5	Medicaid Title XIX (b)	0	0	0	0	0	0	0	0	0	0	0	0
15.6	Medicare Title XVIII (b).....	0	0	0	0	0	0	0	0	0	0	0	0
15.7	Long-Term Care (b)	0	0	0	0	0	0	0	0	0	0	0	0
15.8	Federal Employees Health Benefits Plan (b)	0	0	0	0	0	0	0	0	0	0	0	0
15.9	Other Health (b)	0	0	0	0	0	0	0	0	0	0	0	0
16.	Workers' Compensation	353,665	377,711	0	143,240	21,716	45,905	169,806	1,382	10,859	27,848	66,553	20,971
17.1	Other Liability - Occurrence	159,112	144,556	0	94,720	0	(271,395)	316,871	0	2,796	34,707	25,590	1,854
17.2	Other Liability - Claims-Made	75	84	0	28	0	2,136	7,529	0	152	1,720	12	3
17.3	Excess Workers' Compensation	0	0	0	0	0	0	0	0	0	0	0	0
18.1	Products Liability - Occurrence	0	0	0	0	0	0	0	0	0	0	0	7
18.2	Products Liability - Claims-Made	0	0	0	0	0	0	0	0	0	0	0	0
19.1	Private Passenger Auto No-Fault (Personal Injury Protection)	0	0	0	0	0	0	0	0	0	0	0	0
19.2	Other Private Passenger Auto Liability	0	0	0	0	0	0	0	0	0	0	0	0
19.3	Commercial Auto No-Fault (Personal Injury Protection)	0	0	0	0	0	0	0	0	0	0	0	0
19.4	Other Commercial Auto Liability	55,683	57,689	0	7,520	300	22,882	59,018	0	3,108	11,961	9,152	896
21.1	Private Passenger Auto Physical Damage	0	0	0	0	0	0	0	0	0	0	0	0
21.2	Commercial Auto Physical Damage	40,583	40,521	0	3,769	37,554	39,471	3,852	202	528	750	6,801	727
22.	Aircraft (all perils)	74,224	70,821	0	25,717	0	7,068	24,888	0	422	2,619	8,679	1,106
23.	Fidelity	26,677	92,576	0	120,537	0	16,889	44,048	0	10,750	23,912	9,821	(447)
24.	Surety	10,405	5,126	0	8,868	0	865	3,003	0	607	1,765	3,323	183
26.	Burglary and Theft	0	84	0	44	0	(13)	2	0	(10)	0	12	0
27.	Boiler and Machinery	2,656	2,008	0	1,704	0	(130)	44	0	(431)	(404)	498	34
28.	Credit	0	0	0	0	0	(16)	0	0	0	0	0	0
29.	International	0	0	0	0	0	0	0	0	0	0	0	0
30.	Warranty	0	0	0	0	0	0	0	0	0	0	0	0
31.	Reins nonproportional assumed property	XXX	XXX	XXX	XXX	XXX	XXX	XXX	XXX	XXX	XXX	XXX	XXX
32.	Reins nonproportional assumed liability	XXX	XXX	XXX	XXX	XXX	XXX	XXX	XXX	XXX	XXX	XXX	XXX
33.	Reins nonproportional assumed financial lines	XXX	XXX	XXX	XXX	XXX	XXX	XXX	XXX	XXX	XXX	XXX	XXX
34.	Aggregate Write-Ins for Other Lines of Business	0	0	0	0	0	0	0	0	0	0	0	0
35.	Total (a)	802,280	861,220	0	443,957	79,489	(143,519)	645,568	1,584	30,335	112,093	147,434	26,427
DETAILS OF WRITE-INS													
3401.	Collateral Protection	0	0	0	0	0	0	0	0	0	0	0	0
3402.	Involuntary Unemployment	0	0	0	0	0	0	0	0	0	0	0	0
3403.	Patent risk	0	0	0	0	0	0	0	0	0	0	0	0
3498.	Summary of remaining write-ins for Line 34 from overflow page	0	0	0	0	0	0	0	0	0	0	0	0
3499.	Totals (Lines 3401 thru 3403 plus 3498)(Line 34 above)	0	0	0	0	0	0	0	0	0	0	0	0

(a) Finance and service charges not included in Lines 1 to 35 \$ 0

(b) For health business on indicated lines report: Number of persons insured under PPO managed care products 0 and number of persons insured under indemnity only products 0

ANNUAL STATEMENT FOR THE YEAR 2023 OF THE GREAT AMERICAN ALLIANCE INSURANCE COMPANY

EXHIBIT OF PREMIUMS AND LOSSES

OVERFLOW PAGE FOR WRITE-INS

Additional Write-ins for Exhibit of Premiums and Losses Line 34

Line of Business	Gross Premiums, Including Policy and Membership Fees, Less Return Premiums and Premiums on Policies not Taken		3	4	5	6	7	8	9	10	11	12
	1 Direct Premiums Written	2 Direct Premiums Earned	Dividends Paid or Credited to Policyholders on Direct Business	Direct Unearned Premium Reserves	Direct Losses Paid (deducting salvage)	Direct Losses Incurred	Direct Losses Unpaid	Direct Defense and Cost Containment Expense Paid	Direct Defense and Cost Containment Expense Incurred	Direct Defense and Cost Containment Expense Unpaid	Commissions and Brokerage Expenses	Taxes, Licenses and Fees
3404. Uninsured Motorist	0	0	0	0	0	0	0	0	0	0	0	0
3497. Summary of remaining write-ins for Line 34 from overflow page	0	0	0	0	0	0	0	0	0	0	0	0



ANNUAL STATEMENT FOR THE YEAR 2023 OF THE GREAT AMERICAN ALLIANCE INSURANCE COMPANY

EXHIBIT OF PREMIUMS AND LOSSES (Statutory Page 14)

NAIC Group Code 0084		BUSINESS IN THE STATE OF Illinois				DURING THE YEAR 2023				NAIC Company Code 26832			
Line of Business	Gross Premiums, Including Policy and Membership Fees, Less Return Premiums and Premiums on Policies not Taken		3 Dividends Paid or Credited to Policyholders on Direct Business	4 Direct Unearned Premium Reserves	5 Direct Losses Paid (deducting salvage)	6 Direct Losses Incurred	7 Direct Losses Unpaid	8 Direct Defense and Cost Containment Expense Paid	9 Direct Defense and Cost Containment Expense Incurred	10 Direct Defense and Cost Containment Expense Unpaid	11 Commissions and Brokerage Expenses	12 Taxes, Licenses and Fees	
	1 Direct Premiums Written	2 Direct Premiums Earned											
Fire	0	0	0	0	0	0	0	0	0	0	0	6	
Allied Lines	0	0	0	0	0	(19)	(5)	0	0	1	0	1	
Multiple Peril Crop	0	0	0	0	0	0	0	0	0	0	0	148	
Federal Flood	0	0	0	0	0	0	0	0	0	0	0	0	
Private Crop	0	0	0	0	0	0	0	0	0	0	0	16	
Private Flood	0	0	0	0	0	0	0	0	0	0	0	0	
Farmowners Multiple Peril	185,450	236,613	0	61,554	45,990	67,795	159,923	14,648	(29,687)	12,756	45,044	3,583	
Homeowners Multiple Peril	0	0	0	0	0	0	0	0	0	0	0	0	
Commercial Multiple Peril (Non-Liability Portion)	224,248	202,380	0	91,338	203,013	(11,981)	57,932	503	939	20,295	43,115	3,508	
Commercial Multiple Peril (Liability Portion)	66,543	63,445	0	34,147	127,917	242,708	265,727	198,622	201,900	23,411	14,049	1,050	
Mortgage Guaranty	0	0	0	0	0	0	0	0	0	0	0	0	
Ocean Marine	0	0	0	0	0	0	0	0	0	0	0	2	
Inland Marine	72,656	80,008	0	4,504	13,761	15,430	13,805	981	897	3,552	19,822	1,265	
Financial Guaranty	0	0	0	0	0	0	0	0	0	0	0	0	
Medical Professional Liability - Occurrence	0	0	0	0	0	0	0	0	0	0	0	0	
Medical Professional Liability - Claims-Made	0	0	0	0	0	0	0	0	0	0	0	0	
Earthquake	565	82	0	483	0	(138)	55	0	0	5	85	2	
Comprehensive (hospital and medical) ind (b)	0	0	0	0	0	0	0	0	0	0	0	0	
Comprehensive (hospital and medical) group (b)	0	0	0	0	0	0	0	0	0	0	0	0	
Credit A&H (Group and Individual)	0	0	0	0	0	0	0	0	0	0	0	0	
Vision Only (b)	0	0	0	0	0	0	0	0	0	0	0	0	
Dental Only (b)	0	0	0	0	0	0	0	0	0	0	0	0	
Disability Income (b)	0	0	0	0	0	0	0	0	0	0	0	0	
Medicare Supplement (b)	0	0	0	0	0	0	0	0	0	0	0	0	
Medicaid Title XIX (b)	0	0	0	0	0	0	0	0	0	0	0	0	
Medicare Title XVIII (b)	0	0	0	0	0	0	0	0	0	0	0	0	
Long-Term Care (b)	0	0	0	0	0	0	0	0	0	0	0	0	
Federal Employees Health Benefits Plan (b)	0	0	0	0	0	0	0	0	0	0	0	0	
Other Health (b)	0	0	0	0	0	0	0	0	0	0	0	2	
Workers' Compensation	24,135,657	23,088,746	0	10,009,960	4,778,642	4,466,500	29,562,422	277,729	485,226	2,286,007	3,779,673	386,834	
Other Liability - Occurrence	2,747,970	2,620,729	0	1,404,931	2,112,205	1,413,619	7,262,958	806,854	634,117	1,511,503	422,836	46,927	
Other Liability - Claims-Made	1,501	1,554	0	636	154,504	136,208	288,219	124,044	18,195	50,984	208	46	
Excess Workers' Compensation	0	0	0	0	0	0	0	0	0	0	0	0	
Products Liability - Occurrence	13,823,014	12,451,443	0	6,233,722	24,303	(524,410)	8,915,029	(64,823)	(192,230)	3,004,499	3,710,175	213,153	
Products Liability - Claims-Made	0	0	0	0	0	103,719	218,895	0	(22,006)	46,974	0	0	
Private Passenger Auto No-Fault (Personal Injury Protection)	0	0	0	0	0	0	0	0	0	0	0	0	
Other Private Passenger Auto Liability	0	0	0	0	0	0	0	0	0	0	0	0	
Commercial Auto No-Fault (Personal Injury Protection)	0	0	0	0	0	0	0	0	0	0	0	0	
Other Commercial Auto Liability	184,340	181,923	0	79,263	35,024	30,697	205,049	25,313	32,378	60,661	42,687	2,976	
Private Passenger Auto Physical Damage	0	0	0	0	0	0	0	0	0	0	0	0	
Commercial Auto Physical Damage	73,964	68,818	0	34,250	99,770	96,154	9,083	3,040	4,172	3,396	20,925	1,175	
Aircraft (all perils)	85,726	79,170	0	57,314	79,170	1,027	39,566	0	(386)	3,892	13,349	1,448	
Fidelity	1,037,090	1,030,052	0	1,529,642	77,870	257,309	547,378	0	117,380	323,063	332,609	16,590	
Surety	101,738	67,227	0	84,886	(6,960)	(81,041)	5,131,057	(7,939)	(4,373)	911,256	33,688	1,390	
Burglary and Theft	0	0	0	0	0	(3)	1	0	0	0	0	0	
Boiler and Machinery	16,025	14,718	0	6,580	0	(548)	692	0	(797)	(778)	2,795	243	
Credit	0	0	0	0	0	(26)	(1)	0	0	0	0	6	
International	0	0	0	0	0	0	0	0	0	0	0	0	
Warranty	0	0	0	0	0	0	0	0	0	0	0	0	
Reins nonproportional assumed property	XXX	XXX	XXX	XXX	XXX	XXX	XXX	XXX	XXX	XXX	XXX	XXX	
Reins nonproportional assumed liability	XXX	XXX	XXX	XXX	XXX	XXX	XXX	XXX	XXX	XXX	XXX	XXX	
Reins nonproportional assumed financial lines	XXX	XXX	XXX	XXX	XXX	XXX	XXX	XXX	XXX	XXX	XXX	XXX	
Aggregate Write-Ins for Other Lines of Business	0	0	0	0	0	0	0	0	0	0	0	0	
Total (a)	42,756,487	40,186,909	0	19,633,209	7,666,038	6,213,000	52,677,781	1,378,971	1,245,725	8,261,475	8,481,061	680,373	
DETAILS OF WRITE-INS													
Collateral Protection	0	0	0	0	0	0	0	0	0	0	0	0	
Involuntary Unemployment	0	0	0	0	0	0	0	0	0	0	0	0	
Patent risk	0	0	0	0	0	0	0	0	0	0	0	0	
Summary of remaining write-ins for Line 34 from overflow page	0	0	0	0	0	0	0	0	0	0	0	0	
Totals (Lines 3401 thru 3403 plus 3498)(Line 34 above)	0	0	0	0	0	0	0	0	0	0	0	0	

(a) Finance and service charges not included in Lines 1 to 35 \$0
(b) For health business on indicated lines report: Number of persons insured under PPO managed care products0 and number of persons insured under indemnity only products0

ANNUAL STATEMENT FOR THE YEAR 2023 OF THE GREAT AMERICAN ALLIANCE INSURANCE COMPANY

EXHIBIT OF PREMIUMS AND LOSSES

OVERFLOW PAGE FOR WRITE-INS

Additional Write-ins for Exhibit of Premiums and Losses Line 34

Line of Business	Gross Premiums, Including Policy and Membership Fees, Less Return Premiums and Premiums on Policies not Taken		3	4	5	6	7	8	9	10	11	12
	1 Direct Premiums Written	2 Direct Premiums Earned	Dividends Paid or Credited to Policyholders on Direct Business	Direct Unearned Premium Reserves	Direct Losses Paid (deducting salvage)	Direct Losses Incurred	Direct Losses Unpaid	Direct Defense and Cost Containment Expense Paid	Direct Defense and Cost Containment Expense Incurred	Direct Defense and Cost Containment Expense Unpaid	Commissions and Brokerage Expenses	Taxes, Licenses and Fees
3404. Uninsured Motorist	0	0	0	0	0	0	0	0	0	0	0	0
3497. Summary of remaining write-ins for Line 34 from overflow page	0	0	0	0	0	0	0	0	0	0	0	0



ANNUAL STATEMENT FOR THE YEAR 2023 OF THE GREAT AMERICAN ALLIANCE INSURANCE COMPANY

EXHIBIT OF PREMIUMS AND LOSSES (Statutory Page 14)

NAIC Group Code 0084

BUSINESS IN THE STATE OF Indiana

DURING THE YEAR 2023

NAIC Company Code 26832

Line of Business		Gross Premiums, Including Policy and Membership Fees, Less Return Premiums and Premiums on Policies not Taken		3 Dividends Paid or Credited to Policyholders on Direct Business	4 Direct Unearned Premium Reserves	5 Direct Losses Paid (deducting salvage)	6 Direct Losses Incurred	7 Direct Losses Unpaid	8 Direct Defense and Cost Containment Expense Paid	9 Direct Defense and Cost Containment Expense Incurred	10 Direct Defense and Cost Containment Expense Unpaid	11 Commissions and Brokerage Expenses	12 Taxes, Licenses and Fees
		1 Direct Premiums Written	2 Direct Premiums Earned										
1.	Fire	0	0	0	0	0	0	0	0	0	0	0	1
2.1	Allied Lines	0	0	0	0	(1)	0	0	0	0	0	0	1
2.2	Multiple Peril Crop	0	0	0	0	0	0	0	0	0	0	0	62
2.3	Federal Flood	0	0	0	0	0	0	0	0	0	0	0	0
2.4	Private Crop	0	0	0	0	0	0	0	0	0	0	0	21
2.5	Private Flood	0	0	0	0	0	0	0	0	0	0	0	0
3.	Farmowners Multiple Peril	11,497	10,934	0	8,639	0	1,234	4,778	0	(3,677)	632	2,515	155
4.	Homeowners Multiple Peril	0	0	0	0	0	0	0	0	0	0	0	0
5.1	Commercial Multiple Peril (Non-Liability Portion)	214,514	158,007	0	125,361	25,229	56,985	52,485	17	9,849	20,102	58,068	2,870
5.2	Commercial Multiple Peril (Liability Portion)	52,146	58,440	0	25,352	109,529	296,265	320,303	30,164	34,949	23,874	12,997	700
6.	Mortgage Guaranty	0	0	0	0	0	0	0	0	0	0	0	0
8.	Ocean Marine	0	0	0	0	0	0	0	0	0	0	0	1
9.	Inland Marine	41,071	38,767	0	5,666	7,566	9,863	6,721	3,945	4,432	1,365	11,392	1,015
10.	Financial Guaranty	0	0	0	0	0	0	0	0	0	0	0	0
11.1	Medical Professional Liability - Occurrence	0	0	0	0	0	0	0	0	0	0	0	0
11.2	Medical Professional Liability - Claims-Made	0	0	0	0	0	0	0	0	0	0	0	0
12.	Earthquake	10,422	3,839	0	6,925	0	1,335	1,399	0	0	2	3,182	137
13.1	Comprehensive (hospital and medical) ind (b)	0	0	0	0	0	0	0	0	0	0	0	0
13.2	Comprehensive (hospital and medical) group (b)	0	0	0	0	0	0	0	0	0	0	0	0
14.	Credit A&H (Group and Individual)	0	0	0	0	0	0	0	0	0	0	0	0
15.1	Vision Only (b)	0	0	0	0	0	0	0	0	0	0	0	0
15.2	Dental Only (b)	0	0	0	0	0	0	0	0	0	0	0	0
15.3	Disability Income (b)	0	0	0	0	0	0	0	0	0	0	0	0
15.4	Medicare Supplement (b)	0	0	0	0	0	0	0	0	0	0	0	0
15.5	Medicaid Title XIX (b)	0	0	0	0	0	0	0	0	0	0	0	0
15.6	Medicare Title XVIII (b)	0	0	0	0	0	0	0	0	0	0	0	0
15.7	Long-Term Care (b)	0	0	0	0	0	0	0	0	0	0	0	0
15.8	Federal Employees Health Benefits Plan (b)	0	0	0	0	0	0	0	0	0	0	0	0
15.9	Other Health (b)	0	0	0	0	0	0	0	0	0	0	0	1
16.	Workers' Compensation	8,628,531	9,011,555	0	4,084,422	1,170,522	1,168,166	8,732,751	63,168	170,510	887,843	1,129,482	113,055
17.1	Other Liability - Occurrence	538,142	457,577	0	227,341	0	(68,034)	524,968	0	6,352	82,464	90,300	7,095
17.2	Other Liability - Claims-Made	74	74	0	34	0	(1,155)	10,692	0	(9)	934	12	8
17.3	Excess Workers' Compensation	0	0	0	0	0	0	0	0	0	0	0	0
18.1	Products Liability - Occurrence	0	53	0	0	0	(141)	149	0	(12)	99	4	9
18.2	Products Liability - Claims-Made	0	0	0	0	0	0	0	0	0	0	0	0
19.1	Private Passenger Auto No-Fault (Personal Injury Protection)	0	0	0	0	0	0	0	0	0	0	0	0
19.2	Other Private Passenger Auto Liability	0	0	0	0	0	0	0	0	0	0	0	0
19.3	Commercial Auto No-Fault (Personal Injury Protection)	0	0	0	0	0	0	0	0	0	0	0	0
19.4	Other Commercial Auto Liability	136,900	127,189	0	65,394	24,205	28,499	139,887	7,440	13,421	33,961	20,478	1,834
21.1	Private Passenger Auto Physical Damage	0	0	0	0	0	0	0	0	0	0	0	0
21.2	Commercial Auto Physical Damage	69,872	62,565	0	32,680	35,507	28,996	4,404	5,060	5,582	1,754	11,769	936
22.	Aircraft (all perils)	93,735	99,124	0	19,895	0	6,248	44,804	0	411	4,405	14,060	1,239
23.	Fidelity	271,368	255,639	0	332,870	208,569	261,844	139,835	0	32,188	79,427	85,297	3,556
24.	Surety	50,751	43,053	0	46,132	20,013	(142,651)	2,850,777	3,226	1,089	321,633	18,448	672
26.	Burglary and Theft	0	0	0	0	0	0	0	0	0	0	0	0
27.	Boiler and Machinery	17,338	11,216	0	10,672	0	1,768	2,605	0	(235)	(234)	4,731	232
28.	Credit	0	0	0	0	0	1,460	(34)	0	0	0	0	3
29.	International	0	0	0	0	0	0	0	0	0	0	0	0
30.	Warranty	0	0	0	0	0	(69)	0	0	0	0	0	0
31.	Reins nonproportional assumed property	XXX	XXX	XXX	XXX	XXX	XXX	XXX	XXX	XXX	XXX	XXX	XXX
32.	Reins nonproportional assumed liability	XXX	XXX	XXX	XXX	XXX	XXX	XXX	XXX	XXX	XXX	XXX	XXX
33.	Reins nonproportional assumed financial lines	XXX	XXX	XXX	XXX	XXX	XXX	XXX	XXX	XXX	XXX	XXX	XXX
34.	Aggregate Write-Ins for Other Lines of Business	0	0	0	0	0	69	0	0	0	0	0	0
35.	Total (a)	10,136,361	10,338,034	0	4,991,382	1,601,140	1,650,681	12,836,524	113,019	274,851	1,458,263	1,462,734	133,601
DETAILS OF WRITE-INS													
3401.	Collateral Protection	0	0	0	0	0	69	0	0	0	0	0	0
3402.	Involuntary Unemployment	0	0	0	0	0	0	0	0	0	0	0	0
3403.	Patent risk	0	0	0	0	0	0	0	0	0	0	0	0
3498.	Summary of remaining write-ins for Line 34 from overflow page	0	0	0	0	0	0	0	0	0	0	0	0
3499.	Totals (Lines 3401 thru 3403 plus 3498)(Line 34 above)	0	0	0	0	0	69	0	0	0	0	0	0

(a) Finance and service charges not included in Lines 1 to 35 \$

(b) For health business on indicated lines report: Number of persons insured under PPO managed care products0 and number of persons insured under indemnity only products

ANNUAL STATEMENT FOR THE YEAR 2023 OF THE GREAT AMERICAN ALLIANCE INSURANCE COMPANY

EXHIBIT OF PREMIUMS AND LOSSES

OVERFLOW PAGE FOR WRITE-INS

Additional Write-ins for Exhibit of Premiums and Losses Line 34

Line of Business	Gross Premiums, Including Policy and Membership Fees, Less Return Premiums and Premiums on Policies not Taken		3	4	5	6	7	8	9	10	11	12
	1 Direct Premiums Written	2 Direct Premiums Earned	Dividends Paid or Credited to Policyholders on Direct Business	Direct Unearned Premium Reserves	Direct Losses Paid (deducting salvage)	Direct Losses Incurred	Direct Losses Unpaid	Direct Defense and Cost Containment Expense Paid	Direct Defense and Cost Containment Expense Incurred	Direct Defense and Cost Containment Expense Unpaid	Commissions and Brokerage Expenses	Taxes, Licenses and Fees
3404. Uninsured Motorist	0	0	0	0	0	0	0	0	0	0	0	0
3497. Summary of remaining write-ins for Line 34 from overflow page	0	0	0	0	0	0	0	0	0	0	0	0



ANNUAL STATEMENT FOR THE YEAR 2023 OF THE GREAT AMERICAN ALLIANCE INSURANCE COMPANY

EXHIBIT OF PREMIUMS AND LOSSES (Statutory Page 14)

NAIC Group Code 0084		BUSINESS IN THE STATE OF Iowa				DURING THE YEAR 2023				NAIC Company Code 26832			
Line of Business	Gross Premiums, Including Policy and Membership Fees, Less Return Premiums and Premiums on Policies not Taken		3	4	5	6	7	8	9	10	11	12	
	1	2											
	Direct Premiums Written	Direct Premiums Earned	Dividends Paid or Credited to Policyholders on Direct Business	Direct Unearned Premium Reserves	Direct Losses Paid (deducting salvage)	Direct Losses Incurred	Direct Losses Unpaid	Direct Defense and Cost Containment Expense Paid	Direct Defense and Cost Containment Expense Incurred	Direct Defense and Cost Containment Expense Unpaid	Commissions and Brokerage Expenses	Taxes, Licenses and Fees	
Fire	0	0	0	0	0	0	0	0	0	0	0	0	
Marine	0	0	0	0	0	0	0	0	0	0	0	0	
Automobile Lines	0	0	0	0	0	(22)	9	0	0	(2)	0	0	
Multiple Peril Crop	0	0	0	0	0	0	0	0	0	0	0	100	
Federal Flood	0	0	0	0	0	0	0	0	0	0	0	0	
Private Crop	0	0	0	0	0	0	0	0	0	0	0	12	
Private Flood	0	0	0	0	0	0	0	0	0	0	0	0	
Farmowners Multiple Peril	0	0	0	0	0	(1,594)	37	0	(68)	0	0	1	
Homeowners Multiple Peril	0	0	0	0	0	0	0	0	0	0	0	0	
Commercial Multiple Peril (Non-Liability Portion)	33,763	33,554	0	6,370	0	(1,410)	62,746	2	997	25,487	7,265	570	
Commercial Multiple Peril (Liability Portion)	2,347	13,453	0	1,506	35,000	33,130	9,587	0	1,704	5,551	583	99	
Mortgage Guaranty	0	0	0	0	0	0	0	0	0	0	0	0	
Ocean Marine	0	0	0	0	0	0	0	0	0	0	0	1	
Inland Marine	13,869	13,814	0	312	616	706	1,381	0	143	347	3,778	703	
Financial Guaranty	0	0	0	0	0	0	0	0	0	0	0	0	
Medical Professional Liability - Occurrence	0	0	0	0	0	0	0	0	0	0	0	0	
Medical Professional Liability - Claims-Made	0	0	0	0	0	0	0	0	0	0	0	0	
Earthquake	0	0	0	0	0	0	0	0	0	0	0	(4)	
Comprehensive (hospital and medical) ind (b)	0	0	0	0	0	0	0	0	0	0	0	0	
Comprehensive (hospital and medical) group (b)	0	0	0	0	0	0	0	0	0	0	0	0	
Credit A&H (Group and Individual)	0	0	0	0	0	0	0	0	0	0	0	0	
Vision Only (b)	0	0	0	0	0	0	0	0	0	0	0	0	
Dental Only (b)	0	0	0	0	0	0	0	0	0	0	0	0	
Disability Income (b)	0	0	0	0	0	0	0	0	0	0	0	0	
Medicare Supplement (b)	0	0	0	0	0	0	0	0	0	0	0	0	
Medicaid Title XIX (b)	0	0	0	0	0	0	0	0	0	0	0	0	
Medicare Title XVIII (b)	0	0	0	0	0	0	0	0	0	0	0	0	
Long-Term Care (b)	0	0	0	0	0	0	0	0	0	0	0	0	
Federal Employees Health Benefits Plan (b)	0	0	0	0	0	0	0	0	0	0	0	0	
Other Health (b)	0	0	0	0	0	0	0	0	0	0	0	4	
Workers' Compensation	5,860,481	6,550,702	0	2,187,375	707,041	35,347	7,129,247	66,451	135,935	674,903	865,707	100,061	
Other Liability - Occurrence	105,138	64,883	0	52,073	0	990	70,177	0	2,695	12,024	16,407	1,584	
Other Liability - Claims-Made	75	75	0	9	0	130	1,089	0	0	141	11	5	
Excess Workers' Compensation	0	0	0	0	0	0	0	0	0	0	0	0	
Products Liability - Occurrence	0	0	0	0	0	0	0	0	0	0	0	2	
Products Liability - Claims-Made	0	0	0	0	0	0	0	0	0	0	0	0	
Private Passenger Auto No-Fault (Personal Injury Protection)	0	0	0	0	0	0	0	0	0	0	0	0	
Other Private Passenger Auto Liability	0	0	0	0	0	0	0	0	0	0	0	0	
Commercial Auto No-Fault (Personal Injury Protection)	0	0	0	0	0	0	0	0	0	0	0	0	
Other Commercial Auto Liability	7,970	7,593	0	4,476	0	521	8,634	0	903	4,707	2,353	133	
Private Passenger Auto Physical Damage	0	0	0	0	0	0	0	0	0	0	0	0	
Commercial Auto Physical Damage	9,913	8,312	0	5,807	22,318	22,452	830	2,572	2,716	472	2,964	159	
Aircraft (all perils)	136,672	99,473	0	83,406	0	4,405	42,210	0	(276)	4,154	20,898	2,190	
Fidelity	864,785	731,663	0	1,005,439	0	133,088	404,389	0	82,475	246,669	275,619	14,110	
Surety	75,688	40,879	0	65,214	0	5,216	19,242	0	3,485	9,141	25,669	1,152	
Burglary and Theft	0	0	0	0	0	0	0	0	0	0	0	0	
Boiler and Machinery	1,974	1,953	0	380	0	73	248	0	366	487	429	33	
Credit	0	0	0	0	0	0	0	0	0	0	0	1	
International	0	0	0	0	0	0	0	0	0	0	0	0	
Warranty	0	0	0	0	0	0	0	0	0	0	0	0	
Reins nonproportional assumed property	XXX	XXX	XXX	XXX	XXX	XXX	XXX	XXX	XXX	XXX	XXX	XXX	
Reins nonproportional assumed liability	XXX	XXX	XXX	XXX	XXX	XXX	XXX	XXX	XXX	XXX	XXX	XXX	
Reins nonproportional assumed financial lines	XXX	XXX	XXX	XXX	XXX	XXX	XXX	XXX	XXX	XXX	XXX	XXX	
Aggregate Write-Ins for Other Lines of Business	0	0	0	0	0	0	0	0	0	0	0	0	
Total (a)	7,112,675	7,566,353	0	3,412,368	764,975	233,032	7,749,826	69,024	231,072	984,084	1,221,684	120,914	
DETAILS OF WRITE-INS													
Collateral Protection	0	0	0	0	0	0	0	0	0	0	0	0	
Involuntary Unemployment	0	0	0	0	0	0	0	0	0	0	0	0	
Patent risk	0	0	0	0	0	0	0	0	0	0	0	0	
Summary of remaining write-ins for Line 34 from overflow page	0	0	0	0	0	0	0	0	0	0	0	0	
Totals (Lines 3401 thru 3403 plus 3498)(Line 34 above)	0	0	0	0	0	0	0	0	0	0	0	0	

(a) Finance and service charges not included in Lines 1 to 35 \$0
(b) For health business on indicated lines report: Number of persons insured under PPO managed care products0 and number of persons insured under indemnity only products0 .

ANNUAL STATEMENT FOR THE YEAR 2023 OF THE GREAT AMERICAN ALLIANCE INSURANCE COMPANY

EXHIBIT OF PREMIUMS AND LOSSES

OVERFLOW PAGE FOR WRITE-INS

Additional Write-ins for Exhibit of Premiums and Losses Line 34

Line of Business	Gross Premiums, Including Policy and Membership Fees, Less Return Premiums and Premiums on Policies not Taken		3	4	5	6	7	8	9	10	11	12
	1 Direct Premiums Written	2 Direct Premiums Earned	Dividends Paid or Credited to Policyholders on Direct Business	Direct Unearned Premium Reserves	Direct Losses Paid (deducting salvage)	Direct Losses Incurred	Direct Losses Unpaid	Direct Defense and Cost Containment Expense Paid	Direct Defense and Cost Containment Expense Incurred	Direct Defense and Cost Containment Expense Unpaid	Commissions and Brokerage Expenses	Taxes, Licenses and Fees
3404. Uninsured Motorist	0	0	0	0	0	0	0	0	0	0	0	0
3497. Summary of remaining write-ins for Line 34 from overflow page	0	0	0	0	0	0	0	0	0	0	0	0



ANNUAL STATEMENT FOR THE YEAR 2023 OF THE GREAT AMERICAN ALLIANCE INSURANCE COMPANY

EXHIBIT OF PREMIUMS AND LOSSES (Statutory Page 14)

NAIC Group Code 0084		BUSINESS IN THE STATE OF Kansas		DURING THE YEAR 2023								NAIC Company Code 26832	
Line of Business		Gross Premiums, Including Policy and Membership Fees, Less Return Premiums and Premiums on Policies not Taken		3 Dividends Paid or Credited to Policyholders on Direct Business	4 Direct Unearned Premium Reserves	5 Direct Losses Paid (deducting salvage)	6 Direct Losses Incurred	7 Direct Losses Unpaid	8 Direct Defense and Cost Containment Expense Paid	9 Direct Defense and Cost Containment Expense Incurred	10 Direct Defense and Cost Containment Expense Unpaid	11 Commissions and Brokerage Expenses	12 Taxes, Licenses and Fees
		1 Direct Premiums Written	2 Direct Premiums Earned										
1.	Fire	0	0	0	0	0	0	0	0	0	0	0	0
2.1	Allied Lines	0	0	0	0	0	(76)	(21)	0	0	0	0	1
2.2	Multiple Peril Crop	0	0	0	0	0	0	0	0	0	0	0	.97
2.3	Federal Flood	0	0	0	0	0	0	0	0	0	0	0	0
2.4.	Private Crop	0	0	0	0	0	0	0	0	0	0	0	5
2.5	Private Flood	0	0	0	0	0	0	0	0	0	0	0	0
3.	Farmowners Multiple Peril	0	6,369	0	0	0	(1,372)	4,285	0	(2,743)	409	302	(566)
4.	Homeowners Multiple Peril	0	0	0	0	0	0	0	0	0	0	0	0
5.1	Commercial Multiple Peril (Non-Liability Portion)	38,950	31,394	0	22,349	3,400	(1,272)	3,482	0	.843	630	7,292	(260)
5.2	Commercial Multiple Peril (Liability Portion)	8,552	10,361	0	4,802	11,146	5,806	6,274	0	.972	3,370	1,744	(219)
6.	Mortgage Guaranty	0	0	0	0	0	0	0	0	0	0	0	0
8.	Ocean Marine	0	0	0	0	0	0	0	0	0	0	0	0
9.	Inland Marine	15,780	16,109	0	484	11,755	11,657	739	1,897	1,974	3	4,331	(45)
10.	Financial Guaranty	0	0	0	0	0	0	0	0	0	0	0	0
11.1	Medical Professional Liability - Occurrence	0	0	0	0	0	0	0	0	0	0	0	0
11.2	Medical Professional Liability - Claims-Made	0	0	0	0	0	0	0	0	0	0	0	0
12.	Earthquake	0	0	0	0	0	0	0	0	0	0	0	(1)
13.1	Comprehensive (hospital and medical) ind (b)	0	0	0	0	0	0	0	0	0	0	0	0
13.2	Comprehensive (hospital and medical) group (b)	0	0	0	0	0	0	0	0	0	0	0	0
14.	Credit A&H (Group and Individual)	0	0	0	0	0	0	0	0	0	0	0	0
15.1	Vision Only (b).....	0	0	0	0	0	0	0	0	0	0	0	0
15.2	Dental Only (b)	0	0	0	0	0	0	0	0	0	0	0	0
15.3	Disability Income (b)	0	0	0	0	0	0	0	0	0	0	0	0
15.4	Medicare Supplement (b)	0	0	0	0	0	0	0	0	0	0	0	0
15.5	Medicaid Title XIX (b)	0	0	0	0	0	0	0	0	0	0	0	0
15.6	Medicare Title XVIII (b).....	0	0	0	0	0	0	0	0	0	0	0	0
15.7	Long-Term Care (b)	0	0	0	0	0	0	0	0	0	0	0	0
15.8	Federal Employees Health Benefits Plan (b)	0	0	0	0	0	0	0	0	0	0	0	0
15.9	Other Health (b)	0	0	0	0	0	0	0	0	0	0	0	1
16.	Workers' Compensation	1,947,732	1,955,694	0	774,999	121,454	252,536	1,770,290	28,457	59,543	144,077	371,399	24,133
17.1	Other Liability - Occurrence	23,778	25,414	0	10,947	0	(42,306)	231,973	495	(6,555)	31,130	4,764	(270)
17.2	Other Liability - Claims-Made	75	75	0	16	0	(1,596)	12,355	0	(142)	1,403	11	3
17.3	Excess Workers' Compensation	0	0	0	0	0	0	0	0	0	0	0	0
18.1	Products Liability - Occurrence	0	0	0	0	0	4	11	0	(10)	(5)	0	1
18.2	Products Liability - Claims-Made	0	0	0	0	0	0	0	0	0	0	0	0
19.1	Private Passenger Auto No-Fault (Personal Injury Protection)	0	0	0	0	0	0	0	0	0	0	0	0
19.2	Other Private Passenger Auto Liability	0	0	0	0	0	0	0	0	0	0	0	0
19.3	Commercial Auto No-Fault (Personal Injury Protection)	23	25	0	15	0	(39)	89	0	(3)	18	7	0
19.4	Other Commercial Auto Liability	3,909	3,933	0	2,273	0	(1,143)	6,904	0	(53)	1,468	771	(10)
21.1	Private Passenger Auto Physical Damage	0	0	0	0	0	0	0	0	0	0	0	0
21.2	Commercial Auto Physical Damage	2,324	2,275	0	1,056	906	.631	.861	0	24	126	407	22
22.	Aircraft (all perils)	72,241	106,738	0	28,678	0	9,892	36,278	0	.409	3,847	11,410	(1,977)
23.	Fidelity	250,763	239,964	0	353,639	25,440	163,515	220,917	0	32,737	80,928	80,964	(3,186)
24.	Surety	39,003	33,742	0	24,144	0	3,268	14,699	0	1,997	5,428	15,573	258
26.	Burglary and Theft	0	0	0	0	0	0	0	0	0	0	0	0
27.	Boiler and Machinery	2,553	2,098	0	1,475	0	(321)	.61	0	90	90	481	(26)
28.	Credit	0	0	0	0	0	0	0	0	0	0	0	5
29.	International	0	0	0	0	0	0	0	0	0	0	0	0
30.	Warranty	0	0	0	0	0	0	0	0	0	0	0	0
31.	Reins nonproportional assumed property	XXX	XXX	XXX	XXX	XXX	XXX	XXX	XXX	XXX	XXX	XXX	XXX
32.	Reins nonproportional assumed liability	XXX	XXX	XXX	XXX	XXX	XXX	XXX	XXX	XXX	XXX	XXX	XXX
33.	Reins nonproportional assumed financial lines	XXX	XXX	XXX	XXX	XXX	XXX	XXX	XXX	XXX	XXX	XXX	XXX
34.	Aggregate Write-Ins for Other Lines of Business	0	0	0	0	0	0	0	0	0	0	0	0
35.	Total (a)	2,405,683	2,434,190	0	1,224,876	174,102	399,184	2,309,175	30,850	89,085	272,922	499,456	17,965
DETAILS OF WRITE-INS													
3401.	Collateral Protection	0	0	0	0	0	0	0	0	0	0	0	0
3402.	Involuntary Unemployment	0	0	0	0	0	0	0	0	0	0	0	0
3403.	Patent risk	0	0	0	0	0	0	0	0	0	0	0	0
3498.	Summary of remaining write-ins for Line 34 from overflow page	0	0	0	0	0	0	0	0	0	0	0	0
3499.	Totals (Lines 3401 thru 3403 plus 3498)(Line 34 above)	0	0	0	0	0	0	0	0	0	0	0	0

(a) Finance and service charges not included in Lines 1 to 35 \$0
(b) For health business on indicated lines report: Number of persons insured under PPO managed care products0 and number of persons insured under indemnity only products0 .

ANNUAL STATEMENT FOR THE YEAR 2023 OF THE GREAT AMERICAN ALLIANCE INSURANCE COMPANY

EXHIBIT OF PREMIUMS AND LOSSES

OVERFLOW PAGE FOR WRITE-INS

Additional Write-ins for Exhibit of Premiums and Losses Line 34

Line of Business	Gross Premiums, Including Policy and Membership Fees, Less Return Premiums and Premiums on Policies not Taken		3	4	5	6	7	8	9	10	11	12
	1 Direct Premiums Written	2 Direct Premiums Earned	Dividends Paid or Credited to Policyholders on Direct Business	Direct Unearned Premium Reserves	Direct Losses Paid (deducting salvage)	Direct Losses Incurred	Direct Losses Unpaid	Direct Defense and Cost Containment Expense Paid	Direct Defense and Cost Containment Expense Incurred	Direct Defense and Cost Containment Expense Unpaid	Commissions and Brokerage Expenses	Taxes, Licenses and Fees
3404. Uninsured Motorist	0	0	0	0	0	0	0	0	0	0	0	0
3497. Summary of remaining write-ins for Line 34 from overflow page	0	0	0	0	0	0	0	0	0	0	0	0



ANNUAL STATEMENT FOR THE YEAR 2023 OF THE GREAT AMERICAN ALLIANCE INSURANCE COMPANY

EXHIBIT OF PREMIUMS AND LOSSES (Statutory Page 14)

NAIC Group Code 0084		BUSINESS IN THE STATE OF Kentucky		DURING THE YEAR 2023								NAIC Company Code 26832	
Line of Business		Gross Premiums, Including Policy and Membership Fees, Less Return Premiums and Premiums on Policies not Taken		3 Dividends Paid or Credited to Policyholders on Direct Business	4 Direct Unearned Premium Reserves	5 Direct Losses Paid (deducting salvage)	6 Direct Losses Incurred	7 Direct Losses Unpaid	8 Direct Defense and Cost Containment Expense Paid	9 Direct Defense and Cost Containment Expense Incurred	10 Direct Defense and Cost Containment Expense Unpaid	11 Commissions and Brokerage Expenses	12 Taxes, Licenses and Fees
		1 Direct Premiums Written	2 Direct Premiums Earned										
1.	Fire	10	10	0	0	142,430	142,430	0	0	0	0	3	0
2.1	Allied Lines	26,241	24,200	0	25,548	0	6,024	6,216	0	637	651	5,985	1,062
2.2	Multiple Peril Crop	0	0	0	0	0	0	0	0	0	0	0	7
2.3	Federal Flood	0	0	0	0	0	0	0	0	0	0	0	0
2.4.	Private Crop	0	0	0	0	0	0	0	0	0	0	0	10
2.5	Private Flood	0	0	0	0	0	0	0	0	0	0	0	0
3.	Farmowners Multiple Peril	673,537	684,901	0	408,252	1,695,577	1,857,275	283,688	5,276	(130,399)	36,671	142,033	27,809
4.	Homeowners Multiple Peril	0	0	0	0	0	0	0	0	0	0	0	0
5.1	Commercial Multiple Peril (Non-Liability Portion)	379,097	365,182	0	186,813	367,272	484,665	158,569	3,878	30,199	55,263	97,048	14,529
5.2	Commercial Multiple Peril (Liability Portion)	232,307	215,865	0	124,380	0	24,230	75,129	90	25,039	50,581	48,035	9,132
6.	Mortgage Guaranty	0	0	0	0	0	0	0	0	0	0	0	0
8.	Ocean Marine	0	0	0	0	0	0	0	0	0	0	0	1
9.	Inland Marine	157,633	164,336	0	79,741	2,327	2,480	19,408	0	(9,312)	5,881	34,492	7,336
10.	Financial Guaranty	0	0	0	0	0	0	0	0	0	0	0	0
11.1	Medical Professional Liability - Occurrence	0	0	0	0	0	0	0	0	0	0	0	0
11.2	Medical Professional Liability - Claims-Made	0	0	0	0	0	0	0	0	0	0	0	0
12.	Earthquake	39,614	33,026	0	27,757	0	(1,521)	3,222	0	(6)	137	9,651	1,441
13.1	Comprehensive (hospital and medical) ind (b)	0	0	0	0	0	0	0	0	0	0	0	0
13.2	Comprehensive (hospital and medical) group (b)	0	0	0	0	0	0	0	0	0	0	0	0
14.	Credit A&H (Group and Individual)	0	0	0	0	0	0	0	0	0	0	0	0
15.1	Vision Only (b).....	0	0	0	0	0	0	0	0	0	0	0	0
15.2	Dental Only (b)	0	0	0	0	0	0	0	0	0	0	0	0
15.3	Disability Income (b)	0	0	0	0	0	0	0	0	0	0	0	0
15.4	Medicare Supplement (b)	0	0	0	0	0	0	0	0	0	0	0	0
15.5	Medicaid Title XIX (b)	0	0	0	0	0	0	0	0	0	0	0	0
15.6	Medicare Title XVIII (b).....	0	0	0	0	0	0	0	0	0	0	0	0
15.7	Long-Term Care (b)	0	0	0	0	0	0	0	0	0	0	0	0
15.8	Federal Employees Health Benefits Plan (b)	0	0	0	0	0	0	0	0	0	0	0	0
15.9	Other Health (b)	0	0	0	0	0	0	0	0	0	0	0	0
16.	Workers' Compensation	4,116,075	4,483,227	0	1,215,807	584,674	(92,006)	4,113,004	43,915	98,974	457,111	573,687	6,179
17.1	Other Liability - Occurrence	674,366	637,602	0	378,494	6,239	283,113	1,196,674	3,539	13,123	108,611	139,124	27,039
17.2	Other Liability - Claims-Made	0	0	0	0	0	(1,291)	8,330	0	(4)	933	0	3
17.3	Excess Workers' Compensation	0	0	0	0	0	0	0	0	0	0	0	0
18.1	Products Liability - Occurrence	0	0	0	0	0	(111)	226	0	(54)	102	6	14
18.2	Products Liability - Claims-Made	0	0	0	0	0	0	0	0	0	0	0	0
19.1	Private Passenger Auto No-Fault (Personal Injury Protection)	0	0	0	0	0	0	0	0	0	0	0	0
19.2	Other Private Passenger Auto Liability	0	0	0	0	0	0	0	0	0	0	0	0
19.3	Commercial Auto No-Fault (Personal Injury Protection)	6,700	6,821	0	3,587	0	(82)	4,103	0	411	1,370	1,550	281
19.4	Other Commercial Auto Liability	212,647	210,196	0	116,050	16,699	26,649	178,952	0	13,820	45,903	49,753	8,706
21.1	Private Passenger Auto Physical Damage	0	0	0	0	0	0	0	0	0	0	0	0
21.2	Commercial Auto Physical Damage	105,534	102,145	0	55,736	174,356	111,370	10,277	2,042	3,007	2,484	25,537	4,143
22.	Aircraft (all perils)	21,978	28,541	0	903	0	(207)	13,765	0	(425)	1,317	3,297	974
23.	Fidelity	145,430	268,768	0	336,095	0	54,378	150,116	0	36,170	88,148	47,408	8,083
24.	Surety	68,273	60,818	0	17,836	0	6,235	18,475	0	1,775	3,628	24,026	1,900
26.	Burglary and Theft	32	24	0	8	0	1	1	0	0	0	7	1
27.	Boiler and Machinery	41,273	40,276	0	22,371	64,381	70,406	7,781	0	230	417	9,469	1,631
28.	Credit	0	0	0	0	0	(1,654)	16	0	0	0	0	2
29.	International	0	0	0	0	0	0	0	0	0	0	0	0
30.	Warranty	0	0	0	0	0	0	0	0	0	0	0	0
31.	Reins nonproportional assumed property	XXX	XXX	XXX	XXX	XXX	XXX	XXX	XXX	XXX	XXX	XXX	XXX
32.	Reins nonproportional assumed liability	XXX	XXX	XXX	XXX	XXX	XXX	XXX	XXX	XXX	XXX	XXX	XXX
33.	Reins nonproportional assumed financial lines	XXX	XXX	XXX	XXX	XXX	XXX	XXX	XXX	XXX	XXX	XXX	XXX
34.	Aggregate Write-Ins for Other Lines of Business	0	0	0	0	0	0	0	0	0	0	0	0
35.	Total (a)	6,900,747	7,325,939	0	2,999,378	3,053,955	2,972,385	6,247,951	58,739	83,185	859,206	1,211,111	120,282
DETAILS OF WRITE-INS													
3401.	Collateral Protection	0	0	0	0	0	0	0	0	0	0	0	0
3402.	Involuntary Unemployment	0	0	0	0	0	0	0	0	0	0	0	0
3403.	Patent risk	0	0	0	0	0	0	0	0	0	0	0	0
3498.	Summary of remaining write-ins for Line 34 from overflow page	0	0	0	0	0	0	0	0	0	0	0	0
3499.	Totals (Lines 3401 thru 3403 plus 3498)(Line 34 above)	0	0	0	0	0	0	0	0	0	0	0	0

(a) Finance and service charges not included in Lines 1 to 35 \$0
(b) For health business on indicated lines report: Number of persons insured under PPO managed care products0 and number of persons insured under indemnity only products0 .

ANNUAL STATEMENT FOR THE YEAR 2023 OF THE GREAT AMERICAN ALLIANCE INSURANCE COMPANY

EXHIBIT OF PREMIUMS AND LOSSES

OVERFLOW PAGE FOR WRITE-INS

Additional Write-ins for Exhibit of Premiums and Losses Line 34

Line of Business	Gross Premiums, Including Policy and Membership Fees, Less Return Premiums and Premiums on Policies not Taken		3	4	5	6	7	8	9	10	11	12
	1 Direct Premiums Written	2 Direct Premiums Earned	Dividends Paid or Credited to Policyholders on Direct Business	Direct Unearned Premium Reserves	Direct Losses Paid (deducting salvage)	Direct Losses Incurred	Direct Losses Unpaid	Direct Defense and Cost Containment Expense Paid	Direct Defense and Cost Containment Expense Incurred	Direct Defense and Cost Containment Expense Unpaid	Commissions and Brokerage Expenses	Taxes, Licenses and Fees
3404. Uninsured Motorist	0	0	0	0	0	0	0	0	0	0	0	0
3497. Summary of remaining write-ins for Line 34 from overflow page	0	0	0	0	0	0	0	0	0	0	0	0



ANNUAL STATEMENT FOR THE YEAR 2023 OF THE GREAT AMERICAN ALLIANCE INSURANCE COMPANY

EXHIBIT OF PREMIUMS AND LOSSES (Statutory Page 14)

NAIC Group Code 0084		BUSINESS IN THE STATE OF Louisiana				DURING THE YEAR 2023				NAIC Company Code 26832			
Line of Business	Gross Premiums, Including Policy and Membership Fees, Less Return Premiums and Premiums on Policies not Taken		3 Dividends Paid or Credited to Policyholders on Direct Business	4 Direct Unearned Premium Reserves	5 Direct Losses Paid (deducting salvage)	6 Direct Losses Incurred	7 Direct Losses Unpaid	8 Direct Defense and Cost Containment Expense Paid	9 Direct Defense and Cost Containment Expense Incurred	10 Direct Defense and Cost Containment Expense Unpaid	11 Commissions and Brokerage Expenses	12 Taxes, Licenses and Fees	
	1 Direct Premiums Written	2 Direct Premiums Earned											
Fire	0	0	0	0	0	(68)	2	0	5	5	0	0	
Allied Lines	0	0	0	0	0	(183)	6	0	3	5	0	0	
Multiple Peril Crop	0	0	0	0	0	0	0	0	0	0	0	0	
Federal Flood	0	0	0	0	0	0	0	0	0	0	0	1	
Private Crop	0	0	0	0	0	0	0	0	0	0	0	0	
Private Flood	0	0	0	0	0	0	0	0	0	0	0	5	
Farmowners Multiple Peril	0	0	0	0	0	0	0	0	(1)	0	0	1	
Homeowners Multiple Peril	0	0	0	0	0	0	0	0	0	0	0	0	
Commercial Multiple Peril (Non-Liability Portion)	32,836	16,274	0	20,977	0	1,390	1,696	0	64	163	5,543	1,074	
Commercial Multiple Peril (Liability Portion)	14,628	6,276	0	9,315	0	(54,784)	20,751	0	(5,659)	2,758	2,312	455	
Mortgage Guaranty	0	0	0	0	0	0	0	0	0	0	0	0	
Ocean Marine	0	0	0	0	0	0	0	0	0	0	0	3	
Inland Marine	32,134	32,134	0	0	8,024	7,279	1,261	0	192	0	8,833	1,626	
Financial Guaranty	0	0	0	0	0	0	0	0	0	0	0	0	
Medical Professional Liability - Occurrence	0	0	0	0	0	0	0	0	0	0	0	0	
Medical Professional Liability - Claims-Made	0	0	0	0	0	0	0	0	0	0	0	0	
Earthquake	0	0	0	0	0	0	0	0	0	0	0	0	
Comprehensive (hospital and medical) ind (b)	0	0	0	0	0	0	0	0	0	0	0	0	
Comprehensive (hospital and medical) group (b)	0	0	0	0	0	0	0	0	0	0	0	0	
Credit A&H (Group and Individual)	0	0	0	0	0	0	0	0	0	0	0	0	
Vision Only (b)	0	0	0	0	0	0	0	0	0	0	0	0	
Dental Only (b)	0	0	0	0	0	0	0	0	0	0	0	0	
Disability Income (b)	0	0	0	0	0	0	0	0	0	0	0	0	
Medicare Supplement (b)	0	0	0	0	0	0	0	0	0	0	0	0	
Medicaid Title XIX (b)	0	0	0	0	0	0	0	0	0	0	0	0	
Medicare Title XVIII (b)	0	0	0	0	0	0	0	0	0	0	0	0	
Long-Term Care (b)	0	0	0	0	0	0	0	0	0	0	0	0	
Federal Employees Health Benefits Plan (b)	0	0	0	0	0	0	0	0	0	0	0	0	
Other Health (b)	0	0	0	0	0	0	0	0	0	0	0	0	
Workers' Compensation	4,887,827	5,264,686	0	1,159,854	4,528,719	6,288,352	10,305,752	308,527	302,206	671,522	479,054	348,150	
Other Liability - Occurrence	130,322	88,745	0	89,171	8,800	(10,608)	307,832	8,859	12,438	47,925	16,093	4,522	
Other Liability - Claims-Made	0	0	0	0	0	(2,593)	11,007	0	(139)	1,757	0	3	
Excess Workers' Compensation	0	0	0	0	0	0	0	0	0	0	0	0	
Products Liability - Occurrence	0	0	0	0	0	0	0	0	0	0	0	3	
Products Liability - Claims-Made	0	0	0	0	0	0	0	0	0	0	0	0	
Private Passenger Auto No-Fault (Personal Injury Protection)	0	0	0	0	0	0	0	0	0	0	0	0	
Other Private Passenger Auto Liability	0	0	0	0	0	0	0	0	0	0	0	0	
Commercial Auto No-Fault (Personal Injury Protection)	0	0	0	0	0	0	0	0	0	0	0	0	
Other Commercial Auto Liability	161,157	229,297	0	71,277	100,630	36,730	483,308	49,451	52,925	94,658	29,144	6,689	
Private Passenger Auto Physical Damage	0	0	0	0	0	0	0	0	0	0	0	0	
Commercial Auto Physical Damage	38,686	39,903	0	17,067	14,977	19,281	18,635	0	(628)	2,794	7,215	1,479	
Aircraft (all perils)	66,229	72,373	0	50,242	0	(3,373)	45,168	0	(906)	3,971	9,648	2,434	
Fidelity	530,013	617,914	0	652,916	28,460	158,886	327,636	0	76,693	182,384	170,132	18,919	
Surety	46,497	21,862	0	37,541	0	2,423	12,302	0	1,870	5,916	15,438	1,459	
Burglary and Theft	0	0	0	0	0	0	0	0	0	0	0	0	
Boiler and Machinery	2,439	1,264	0	1,533	0	(1)	1	0	0	0	410	75	
Credit	0	0	0	0	0	0	0	0	0	0	0	6	
International	0	0	0	0	0	0	0	0	0	0	0	0	
Warranty	0	0	0	0	0	0	0	0	0	0	0	0	
Reins nonproportional assumed property	XXX	XXX	XXX	XXX	XXX	XXX	XXX	XXX	XXX	XXX	XXX	XXX	
Reins nonproportional assumed liability	XXX	XXX	XXX	XXX	XXX	XXX	XXX	XXX	XXX	XXX	XXX	XXX	
Reins nonproportional assumed financial lines	XXX	XXX	XXX	XXX	XXX	XXX	XXX	XXX	XXX	XXX	XXX	XXX	
Aggregate Write-Ins for Other Lines of Business	0	0	0	0	0	0	0	0	0	0	0	0	
Total (a)	5,942,768	6,390,728	0	2,109,893	4,689,610	6,442,731	11,535,357	366,837	439,063	1,013,855	743,821	386,906	
DETAILS OF WRITE-INS													
Collateral Protection	0	0	0	0	0	0	0	0	0	0	0	0	
Involuntary Unemployment	0	0	0	0	0	0	0	0	0	0	0	0	
Patent risk	0	0	0	0	0	0	0	0	0	0	0	0	
Summary of remaining write-ins for Line 34 from overflow page	0	0	0	0	0	0	0	0	0	0	0	0	
Totals (Lines 3401 thru 3403 plus 3498)(Line 34 above)	0	0	0	0	0	0	0	0	0	0	0	0	

(a) Finance and service charges not included in Lines 1 to 35 \$0
(b) For health business on indicated lines report: Number of persons insured under PPO managed care products0 and number of persons insured under indemnity only products0 .

ANNUAL STATEMENT FOR THE YEAR 2023 OF THE GREAT AMERICAN ALLIANCE INSURANCE COMPANY

EXHIBIT OF PREMIUMS AND LOSSES

OVERFLOW PAGE FOR WRITE-INS

Additional Write-ins for Exhibit of Premiums and Losses Line 34

Line of Business	Gross Premiums, Including Policy and Membership Fees, Less Return Premiums and Premiums on Policies not Taken		3	4	5	6	7	8	9	10	11	12
	1 Direct Premiums Written	2 Direct Premiums Earned	Dividends Paid or Credited to Policyholders on Direct Business	Direct Unearned Premium Reserves	Direct Losses Paid (deducting salvage)	Direct Losses Incurred	Direct Losses Unpaid	Direct Defense and Cost Containment Expense Paid	Direct Defense and Cost Containment Expense Incurred	Direct Defense and Cost Containment Expense Unpaid	Commissions and Brokerage Expenses	Taxes, Licenses and Fees
3404. Uninsured Motorist	0	0	0	0	0	0	0	0	0	0	0	0
3497. Summary of remaining write-ins for Line 34 from overflow page	0	0	0	0	0	0	0	0	0	0	0	0



ANNUAL STATEMENT FOR THE YEAR 2023 OF THE GREAT AMERICAN ALLIANCE INSURANCE COMPANY

EXHIBIT OF PREMIUMS AND LOSSES (Statutory Page 14)

NAIC Group Code 0084 BUSINESS IN THE STATE OF Maine DURING THE YEAR 2023 NAIC Company Code 26832

Line of Business		Gross Premiums, Including Policy and Membership Fees, Less Return Premiums and Premiums on Policies not Taken		3 Dividends Paid or Credited to Policyholders on Direct Business	4 Direct Unearned Premium Reserves	5 Direct Losses Paid (deducting salvage)	6 Direct Losses Incurred	7 Direct Losses Unpaid	8 Direct Defense and Cost Containment Expense Paid	9 Direct Defense and Cost Containment Expense Incurred	10 Direct Defense and Cost Containment Expense Unpaid	11 Commissions and Brokerage Expenses	12 Taxes, Licenses and Fees
		1 Direct Premiums Written	2 Direct Premiums Earned										
1.	Fire	0	0	0	0	0	0	0	0	0	0	0	0
2.1	Allied Lines	0	0	0	0	0	0	0	0	0	0	0	0
2.2	Multiple Peril Crop	0	0	0	0	0	0	0	0	0	0	0	0
2.3	Federal Flood	0	0	0	0	0	0	0	0	0	0	0	0
2.4.	Private Crop	0	0	0	0	0	0	0	0	0	0	0	0
2.5	Private Flood	0	0	0	0	0	0	0	0	0	0	0	0
3.	Farmowners Multiple Peril	9,903	9,376	0	3,139	0	1,061	2,415	0	(516)	272	2,748	472
4.	Homeowners Multiple Peril	0	0	0	0	0	0	0	0	0	0	0	0
5.1	Commercial Multiple Peril (Non-Liability Portion)	26,210	26,559	0	7,362	0	1,081	4,375	2	100	934	5,373	1,322
5.2	Commercial Multiple Peril (Liability Portion)	0	0	0	0	0	0	0	0	0	0	0	0
6.	Mortgage Guaranty	0	0	0	0	0	0	0	0	0	0	0	0
8.	Ocean Marine	0	0	0	0	0	0	0	0	0	0	0	1
9.	Inland Marine	16,188	16,221	0	26	799	2,548	2,667	0	90	1	4,410	1,058
10.	Financial Guaranty	0	0	0	0	0	0	0	0	0	0	0	0
11.1	Medical Professional Liability - Occurrence	0	0	0	0	0	0	0	0	0	0	0	0
11.2	Medical Professional Liability - Claims-Made	0	0	0	0	0	0	0	0	0	0	0	0
12.	Earthquake	0	0	0	0	0	0	0	0	0	0	0	0
13.1	Comprehensive (hospital and medical) ind (b)	0	0	0	0	0	0	0	0	0	0	0	0
13.2	Comprehensive (hospital and medical) group (b)	0	0	0	0	0	0	0	0	0	0	0	0
14.	Credit A&H (Group and Individual)	0	0	0	0	0	0	0	0	0	0	0	0
15.1	Vision Only (b).....	0	0	0	0	0	0	0	0	0	0	0	0
15.2	Dental Only (b)	0	0	0	0	0	0	0	0	0	0	0	0
15.3	Disability Income (b)	0	0	0	0	0	0	0	0	0	0	0	0
15.4	Medicare Supplement (b)	0	0	0	0	0	0	0	0	0	0	0	0
15.5	Medicaid Title XIX (b)	0	0	0	0	0	0	0	0	0	0	0	0
15.6	Medicare Title XVIII (b).....	0	0	0	0	0	0	0	0	0	0	0	0
15.7	Long-Term Care (b)	0	0	0	0	0	0	0	0	0	0	0	0
15.8	Federal Employees Health Benefits Plan (b)	0	0	0	0	0	0	0	0	0	0	0	0
15.9	Other Health (b)	0	0	0	0	0	0	0	0	0	0	0	0
16.	Workers' Compensation	383,976	387,548	0	153,919	2,921	38,985	229,875	218	6,984	36,875	32,384	18,071
17.1	Other Liability - Occurrence	53,127	46,284	0	16,537	0	(5,455)	44,971	0	2,895	9,985	11,756	2,411
17.2	Other Liability - Claims-Made	0	0	0	0	0	0	0	0	0	0	0	1
17.3	Excess Workers' Compensation	0	0	0	0	0	0	0	0	0	0	0	0
18.1	Products Liability - Occurrence	0	0	0	0	0	0	0	0	0	0	0	0
18.2	Products Liability - Claims-Made	0	0	0	0	0	0	0	0	0	0	0	0
19.1	Private Passenger Auto No-Fault (Personal Injury Protection)	0	0	0	0	0	0	0	0	0	0	0	0
19.2	Other Private Passenger Auto Liability	0	0	0	0	0	0	0	0	0	0	0	0
19.3	Commercial Auto No-Fault (Personal Injury Protection)	0	0	0	0	0	0	0	0	0	0	0	0
19.4	Other Commercial Auto Liability	5,708	5,712	0	746	0	(129)	7,049	0	345	1,662	1,309	226
21.1	Private Passenger Auto Physical Damage	0	0	0	0	0	0	0	0	0	0	0	0
21.2	Commercial Auto Physical Damage	2,593	2,617	0	7	0	(180)	604	0	(6)	108	477	104
22.	Aircraft (all perils)	0	0	0	0	0	0	0	0	0	0	0	0
23.	Fidelity	271,288	170,172	0	227,359	0	31,732	79,284	0	19,447	47,605	85,387	9,119
24.	Surety	22,967	16,820	0	18,191	0	1,766	7,713	0	1,202	3,072	8,498	988
26.	Burglary and Theft	0	0	0	0	0	0	0	0	0	0	0	0
27.	Boiler and Machinery	1,735	1,734	0	497	0	(85)	139	0	0	0	345	86
28.	Credit	0	0	0	0	0	(149)	1	0	0	0	0	1
29.	International	0	0	0	0	0	0	0	0	0	0	0	0
30.	Warranty	0	0	0	0	0	0	0	0	0	0	0	0
31.	Reins nonproportional assumed property	XXX	XXX	XXX	XXX	XXX	XXX	XXX	XXX	XXX	XXX	XXX	XXX
32.	Reins nonproportional assumed liability	XXX	XXX	XXX	XXX	XXX	XXX	XXX	XXX	XXX	XXX	XXX	XXX
33.	Reins nonproportional assumed financial lines	XXX	XXX	XXX	XXX	XXX	XXX	XXX	XXX	XXX	XXX	XXX	XXX
34.	Aggregate Write-Ins for Other Lines of Business	0	0	0	0	0	0	0	0	0	0	0	0
35.	Total (a)	793,695	683,044	0	427,783	3,719	71,175	379,092	220	30,541	100,514	152,688	33,860
DETAILS OF WRITE-INS													
3401.	Collateral Protection	0	0	0	0	0	0	0	0	0	0	0	0
3402.	Involuntary Unemployment	0	0	0	0	0	0	0	0	0	0	0	0
3403.	Patent risk	0	0	0	0	0	0	0	0	0	0	0	0
3498.	Summary of remaining write-ins for Line 34 from overflow page	0	0	0	0	0	0	0	0	0	0	0	0
3499.	Totals (Lines 3401 thru 3403 plus 3498)(Line 34 above)	0	0	0	0	0	0	0	0	0	0	0	0

(a) Finance and service charges not included in Lines 1 to 35 \$0
(b) For health business on indicated lines report: Number of persons insured under PPO managed care products0 and number of persons insured under indemnity only products0 .

ANNUAL STATEMENT FOR THE YEAR 2023 OF THE GREAT AMERICAN ALLIANCE INSURANCE COMPANY

EXHIBIT OF PREMIUMS AND LOSSES

OVERFLOW PAGE FOR WRITE-INS

Additional Write-ins for Exhibit of Premiums and Losses Line 34

Line of Business	Gross Premiums, Including Policy and Membership Fees, Less Return Premiums and Premiums on Policies not Taken		3	4	5	6	7	8	9	10	11	12
	1 Direct Premiums Written	2 Direct Premiums Earned	Dividends Paid or Credited to Policyholders on Direct Business	Direct Unearned Premium Reserves	Direct Losses Paid (deducting salvage)	Direct Losses Incurred	Direct Losses Unpaid	Direct Defense and Cost Containment Expense Paid	Direct Defense and Cost Containment Expense Incurred	Direct Defense and Cost Containment Expense Unpaid	Commissions and Brokerage Expenses	Taxes, Licenses and Fees
3404. Uninsured Motorist	0	0	0	0	0	0	0	0	0	0	0	0
3497. Summary of remaining write-ins for Line 34 from overflow page	0	0	0	0	0	0	0	0	0	0	0	0



ANNUAL STATEMENT FOR THE YEAR 2023 OF THE GREAT AMERICAN ALLIANCE INSURANCE COMPANY

EXHIBIT OF PREMIUMS AND LOSSES (Statutory Page 14)

NAIC Group Code 0084

BUSINESS IN THE STATE OF Maryland

DURING THE YEAR 2023

NAIC Company Code 26832

Line of Business		Gross Premiums, Including Policy and Membership Fees, Less Return Premiums and Premiums on Policies not Taken		3 Dividends Paid or Credited to Policyholders on Direct Business	4 Direct Unearned Premium Reserves	5 Direct Losses Paid (deducting salvage)	6 Direct Losses Incurred	7 Direct Losses Unpaid	8 Direct Defense and Cost Containment Expense Paid	9 Direct Defense and Cost Containment Expense Incurred	10 Direct Defense and Cost Containment Expense Unpaid	11 Commissions and Brokerage Expenses	12 Taxes, Licenses and Fees
		1 Direct Premiums Written	2 Direct Premiums Earned										
1.	Fire	0	0	0	0	0	0	0	0	0	0	0	0
2.1	Allied Lines	(15)	1	0	0	0	(10)	3	0	0	0	(1)	0
2.2	Multiple Peril Crop	0	0	0	0	0	0	0	0	0	0	0	0
2.3	Federal Flood	0	0	0	0	0	0	0	0	0	0	0	0
2.4	Private Crop	0	0	0	0	0	0	0	0	0	0	0	0
2.5	Private Flood	0	0	0	0	0	0	0	0	0	0	0	0
3.	Farmowners Multiple Peril	166,656	175,710	0	49,031	21,894	53,238	57,144	0	(27,620)	8,672	37,841	3,461
4.	Homeowners Multiple Peril	0	0	0	0	0	0	0	0	0	0	0	0
5.1	Commercial Multiple Peril (Non-Liability Portion)	152,951	159,286	0	75,342	267,815	309,200	99,169	35,665	41,754	14,077	29,021	3,230
5.2	Commercial Multiple Peril (Liability Portion)	28,630	35,029	0	10,782	0	(9,371)	180,114	114	3,784	14,824	5,930	609
6.	Mortgage Guaranty	0	0	0	0	0	0	0	0	0	0	0	0
8.	Ocean Marine	0	0	0	0	0	0	0	0	0	0	0	2
9.	Inland Marine	58,727	60,466	0	3,748	1,379	982	3,854	0	(1,214)	304	15,507	3,252
10.	Financial Guaranty	0	0	0	0	0	0	0	0	0	0	0	0
11.1	Medical Professional Liability - Occurrence	0	0	0	0	0	0	0	0	0	0	0	0
11.2	Medical Professional Liability - Claims-Made	0	0	0	0	0	0	0	0	0	0	0	0
12.	Earthquake	0	0	0	0	0	0	0	0	0	0	0	0
13.1	Comprehensive (hospital and medical) ind (b)	0	0	0	0	0	0	0	0	0	0	0	0
13.2	Comprehensive (hospital and medical) group (b)	0	0	0	0	0	0	0	0	0	0	0	0
14.	Credit A&H (Group and Individual)	0	0	0	0	0	0	0	0	0	0	0	0
15.1	Vision Only (b).....	0	0	0	0	0	0	0	0	0	0	0	0
15.2	Dental Only (b)	0	0	0	0	0	0	0	0	0	0	0	0
15.3	Disability Income (b)	0	0	0	0	0	0	0	0	0	0	0	0
15.4	Medicare Supplement (b)	0	0	0	0	0	0	0	0	0	0	0	0
15.5	Medicaid Title XIX (b)	0	0	0	0	0	0	0	0	0	0	0	0
15.6	Medicare Title XVIII (b).....	0	0	0	0	0	0	0	0	0	0	0	0
15.7	Long-Term Care (b)	0	0	0	0	0	0	0	0	0	0	0	0
15.8	Federal Employees Health Benefits Plan (b)	0	0	0	0	0	0	0	0	0	0	0	0
15.9	Other Health (b)	0	0	0	0	0	0	0	0	0	0	0	0
16.	Workers' Compensation	1,509,250	1,274,755	0	603,376	173,236	(239,539)	1,462,669	38,355	45,122	179,092	226,726	77,275
17.1	Other Liability - Occurrence	1,246,816	1,199,545	0	419,711	126,000	1,275,708	2,737,311	84,921	219,767	478,413	234,246	25,903
17.2	Other Liability - Claims-Made	504	502	0	141	0	(6,237)	2,156	0	(3,677)	1,297	93	16
17.3	Excess Workers' Compensation	0	0	0	0	0	0	0	0	0	0	0	0
18.1	Products Liability - Occurrence	65,796	61,255	0	15,628	0	7,084	60,774	0	2,219	30,694	12,793	1,406
18.2	Products Liability - Claims-Made	0	0	0	0	0	0	0	0	0	0	0	0
19.1	Private Passenger Auto No-Fault (Personal Injury Protection)	0	0	0	0	0	0	0	0	0	0	0	0
19.2	Other Private Passenger Auto Liability	0	0	0	0	0	0	0	0	0	0	0	0
19.3	Commercial Auto No-Fault (Personal Injury Protection)	1,016	785	0	550	0	(218)	983	0	(6)	199	173	21
19.4	Other Commercial Auto Liability	108,097	100,283	0	56,852	1,500	(10,765)	96,293	0	1,062	22,698	19,118	2,247
21.1	Private Passenger Auto Physical Damage	0	0	0	0	0	0	0	0	0	0	0	0
21.2	Commercial Auto Physical Damage	26,467	22,477	0	11,315	0	(1,449)	5,480	0	119	974	4,665	551
22.	Aircraft (all perils)	679,421	488,572	0	331,932	0	59,553	169,548	0	4,518	16,647	108,592	13,811
23.	Fidelity	247,580	456,091	0	310,610	26,563	93,929	260,133	0	50,656	162,264	80,868	5,321
24.	Surety	78,104	63,032	0	36,306	0	399	35,084	0	2,364	9,675	31,091	1,604
26.	Burglary and Theft	0	39	0	0	0	(18)	5	0	0	0	0	0
27.	Boiler and Machinery	8,879	9,269	0	4,421	0	(932)	327	0	166	175	1,601	186
28.	Credit	(8)	(8)	0	0	0	(952)	37	0	0	0	0	3
29.	International	0	0	0	0	0	0	0	0	0	0	0	0
30.	Warranty	0	0	0	0	0	0	0	0	0	0	0	0
31.	Reins nonproportional assumed property	XXX	XXX	XXX	XXX	XXX	XXX	XXX	XXX	XXX	XXX	XXX	XXX
32.	Reins nonproportional assumed liability	XXX	XXX	XXX	XXX	XXX	XXX	XXX	XXX	XXX	XXX	XXX	XXX
33.	Reins nonproportional assumed financial lines	XXX	XXX	XXX	XXX	XXX	XXX	XXX	XXX	XXX	XXX	XXX	XXX
34.	Aggregate Write-Ins for Other Lines of Business	0	0	0	0	0	0	0	0	0	0	0	0
35.	Total (a)	4,378,871	4,107,088	0	1,929,744	618,386	1,530,602	5,171,083	159,056	339,012	940,005	808,265	138,898
DETAILS OF WRITE-INS													
3401.	Collateral Protection	0	0	0	0	0	0	0	0	0	0	0	0
3402.	Involuntary Unemployment	0	0	0	0	0	0	0	0	0	0	0	0
3403.	Patent risk	0	0	0	0	0	0	0	0	0	0	0	0
3498.	Summary of remaining write-ins for Line 34 from overflow page	0	0	0	0	0	0	0	0	0	0	0	0
3499.	Totals (Lines 3401 thru 3403 plus 3498)(Line 34 above)	0	0	0	0	0	0	0	0	0	0	0	0

(a) Finance and service charges not included in Lines 1 to 35 \$

(b) For health business on indicated lines report: Number of persons insured under PPO managed care products0 and number of persons insured under indemnity only products

ANNUAL STATEMENT FOR THE YEAR 2023 OF THE GREAT AMERICAN ALLIANCE INSURANCE COMPANY

EXHIBIT OF PREMIUMS AND LOSSES

OVERFLOW PAGE FOR WRITE-INS

Additional Write-ins for Exhibit of Premiums and Losses Line 34

Line of Business	Gross Premiums, Including Policy and Membership Fees, Less Return Premiums and Premiums on Policies not Taken		3	4	5	6	7	8	9	10	11	12
	1 Direct Premiums Written	2 Direct Premiums Earned	Dividends Paid or Credited to Policyholders on Direct Business	Direct Unearned Premium Reserves	Direct Losses Paid (deducting salvage)	Direct Losses Incurred	Direct Losses Unpaid	Direct Defense and Cost Containment Expense Paid	Direct Defense and Cost Containment Expense Incurred	Direct Defense and Cost Containment Expense Unpaid	Commissions and Brokerage Expenses	Taxes, Licenses and Fees
3404. Uninsured Motorist	0	0	0	0	0	0	0	0	0	0	0	0
3497. Summary of remaining write-ins for Line 34 from overflow page	0	0	0	0	0	0	0	0	0	0	0	0



ANNUAL STATEMENT FOR THE YEAR 2023 OF THE GREAT AMERICAN ALLIANCE INSURANCE COMPANY

EXHIBIT OF PREMIUMS AND LOSSES (Statutory Page 14)

NAIC Group Code 0084 BUSINESS IN THE STATE OF Massachusetts DURING THE YEAR 2023 NAIC Company Code 26832

Line of Business		Gross Premiums, Including Policy and Membership Fees, Less Return Premiums and Premiums on Policies not Taken		3	4	5	6	7	8	9	10	11	12
		1	2										
		Direct Premiums Written	Direct Premiums Earned	Dividends Paid or Credited to Policyholders on Direct Business	Direct Unearned Premium Reserves	Direct Losses Paid (deducting salvage)	Direct Losses Incurred	Direct Losses Unpaid	Direct Defense and Cost Containment Expense Paid	Direct Defense and Cost Containment Expense Incurred	Direct Defense and Cost Containment Expense Unpaid	Commissions and Brokerage Expenses	Taxes, Licenses and Fees
1.	Fire	6,934	8,822	0	131	0	249	588	0	40	47	1,056	378
2.1	Allied Lines	22,372	26,417	0	4,691	0	1,929	2,543	0	109	150	4,685	1,172
2.2	Multiple Peril Crop	0	0	0	0	0	0	0	0	0	0	0	0
2.3	Federal Flood	0	0	0	0	0	0	0	0	0	0	0	0
2.4	Private Crop	0	0	0	0	0	0	0	0	0	0	0	1
2.5	Private Flood	0	0	0	0	0	0	0	0	0	0	0	0
3.	Farmowners Multiple Peril	122,521	112,639	0	56,059	260,013	304,338	64,672	2,574	(3,375)	3,859	33,070	5,524
4.	Homeowners Multiple Peril	0	0	0	0	0	0	0	0	0	0	0	0
5.1	Commercial Multiple Peril (Non-Liability Portion)	572,989	562,669	0	174,973	356,590	401,910	302,555	18,656	25,750	24,513	113,272	26,746
5.2	Commercial Multiple Peril (Liability Portion)	235,358	257,646	0	53,394	132,225	191,589	372,808	2,112	85,020	198,349	45,844	10,843
6.	Mortgage Guaranty	0	0	0	0	0	0	0	0	0	0	0	0
8.	Ocean Marine	0	0	0	0	0	0	0	0	0	0	0	1
9.	Inland Marine	94,466	88,381	0	11,384	12,315	12,962	11,496	0	1,482	3,038	25,457	5,154
10.	Financial Guaranty	0	0	0	0	0	0	0	0	0	0	0	0
11.1	Medical Professional Liability - Occurrence	0	0	0	0	0	0	0	0	0	0	0	0
11.2	Medical Professional Liability - Claims-Made	0	0	0	0	0	0	0	0	0	0	0	0
12.	Earthquake	4,918	1,276	0	3,642	0	584	584	0	0	0	1,504	118
13.1	Comprehensive (hospital and medical) ind (b)	0	0	0	0	0	0	0	0	0	0	0	0
13.2	Comprehensive (hospital and medical) group (b)	0	0	0	0	0	0	0	0	0	0	0	0
14.	Credit A&H (Group and Individual)	0	0	0	0	0	0	0	0	0	0	0	0
15.1	Vision Only (b)	0	0	0	0	0	0	0	0	0	0	0	0
15.2	Dental Only (b)	0	0	0	0	0	0	0	0	0	0	0	0
15.3	Disability Income (b)	0	0	0	0	0	0	0	0	0	0	0	0
15.4	Medicare Supplement (b)	0	0	0	0	0	0	0	0	0	0	0	0
15.5	Medicaid Title XIX (b)	0	0	0	0	0	0	0	0	0	0	0	0
15.6	Medicare Title XVIII (b)	0	0	0	0	0	0	0	0	0	0	0	0
15.7	Long-Term Care (b)	0	0	0	0	0	0	0	0	0	0	0	0
15.8	Federal Employees Health Benefits Plan (b)	0	0	0	0	0	0	0	0	0	0	0	0
15.9	Other Health (b)	0	0	0	0	0	0	0	0	0	0	0	0
16.	Workers' Compensation	1,165,728	841,630	0	494,539	420,299	370,912	972,708	29,676	36,486	123,615	184,479	47,242
17.1	Other Liability - Occurrence	1,994,020	1,926,189	0	879,542	23,980	(84,353)	3,848,636	3,442	22,743	573,554	293,508	90,073
17.2	Other Liability - Claims-Made	5,815	5,853	0	1,719	(11,861)	(7,188)	12,301	0	792	2,576	1,172	292
17.3	Excess Workers' Compensation	0	0	0	0	0	0	0	0	0	0	0	0
18.1	Products Liability - Occurrence	859	1,968	0	362	0	(616)	3,564	0	(767)	1,874	164	79
18.2	Products Liability - Claims-Made	0	0	0	0	0	0	0	0	0	0	0	0
19.1	Private Passenger Auto No-Fault (Personal Injury Protection)	0	0	0	0	0	0	0	0	0	0	0	0
19.2	Other Private Passenger Auto Liability	0	0	0	0	0	0	0	0	0	0	0	0
19.3	Commercial Auto No-Fault (Personal Injury Protection)	778	6,054	0	517	0	(1,179)	1,019	0	181	762	239	40
19.4	Other Commercial Auto Liability	74,046	153,908	0	36,307	40,122	23,700	132,071	2	414	29,332	12,257	3,822
21.1	Private Passenger Auto Physical Damage	0	0	0	0	0	0	0	0	0	0	0	0
21.2	Commercial Auto Physical Damage	27,934	46,715	0	14,099	91,358	90,175	7,934	2,747	2,415	1,156	3,981	1,555
22.	Aircraft (all perils)	18,720	18,605	0	2,411	0	(4,987)	15,550	0	(1,027)	1,378	2,808	861
23.	Fidelity	951,308	857,044	0	969,398	160,000	319,744	396,831	0	98,933	218,681	304,307	41,375
24.	Surety	99,040	98,761	0	77,258	0	10,145	66,191	0	8,050	25,800	35,046	3,489
26.	Burglary and Theft	247	506	0	59	0	(227)	48	0	0	0	55	16
27.	Boiler and Machinery	42,089	40,712	0	11,891	30,353	44,048	24,575	2	(1,592)	(1,590)	8,100	1,911
28.	Credit	344	335	0	30	0	(64)	0	0	0	0	138	22
29.	International	0	0	0	0	0	0	0	0	0	0	0	0
30.	Warranty	0	0	0	0	0	0	0	0	0	0	0	0
31.	Reins nonproportional assumed property	XXX	XXX	XXX	XXX	XXX	XXX	XXX	XXX	XXX	XXX	XXX	XXX
32.	Reins nonproportional assumed liability	XXX	XXX	XXX	XXX	XXX	XXX	XXX	XXX	XXX	XXX	XXX	XXX
33.	Reins nonproportional assumed financial lines	XXX	XXX	XXX	XXX	XXX	XXX	XXX	XXX	XXX	XXX	XXX	XXX
34.	Aggregate Write-Ins for Other Lines of Business	0	0	0	0	0	0	0	0	0	0	0	0
35.	Total (a)	5,440,485	5,056,129	0	2,792,407	1,515,394	1,673,670	6,236,674	59,210	275,653	1,207,092	1,071,142	240,715
DETAILS OF WRITE-INS													
3401.	Collateral Protection	0	0	0	0	0	0	0	0	0	0	0	0
3402.	Involuntary Unemployment	0	0	0	0	0	0	0	0	0	0	0	0
3403.	Patent risk	0	0	0	0	0	0	0	0	0	0	0	0
3498.	Summary of remaining write-ins for Line 34 from overflow page	0	0	0	0	0	0	0	0	0	0	0	0
3499.	Totals (Lines 3401 thru 3403 plus 3498)(Line 34 above)	0	0	0	0	0	0	0	0	0	0	0	0

(a) Finance and service charges not included in Lines 1 to 35 \$0
(b) For health business on indicated lines report: Number of persons insured under PPO managed care products0 and number of persons insured under indemnity only products0

ANNUAL STATEMENT FOR THE YEAR 2023 OF THE GREAT AMERICAN ALLIANCE INSURANCE COMPANY

EXHIBIT OF PREMIUMS AND LOSSES

OVERFLOW PAGE FOR WRITE-INS

Additional Write-ins for Exhibit of Premiums and Losses Line 34

Line of Business	Gross Premiums, Including Policy and Membership Fees, Less Return Premiums and Premiums on Policies not Taken		3	4	5	6	7	8	9	10	11	12
	1 Direct Premiums Written	2 Direct Premiums Earned	Dividends Paid or Credited to Policyholders on Direct Business	Direct Unearned Premium Reserves	Direct Losses Paid (deducting salvage)	Direct Losses Incurred	Direct Losses Unpaid	Direct Defense and Cost Containment Expense Paid	Direct Defense and Cost Containment Expense Incurred	Direct Defense and Cost Containment Expense Unpaid	Commissions and Brokerage Expenses	Taxes, Licenses and Fees
3404. Uninsured Motorist	0	0	0	0	0	0	0	0	0	0	0	0
3497. Summary of remaining write-ins for Line 34 from overflow page	0	0	0	0	0	0	0	0	0	0	0	0



ANNUAL STATEMENT FOR THE YEAR 2023 OF THE GREAT AMERICAN ALLIANCE INSURANCE COMPANY

EXHIBIT OF PREMIUMS AND LOSSES (Statutory Page 14)

NAIC Group Code 0084

BUSINESS IN THE STATE OF Michigan

DURING THE YEAR 2023

NAIC Company Code 26832

Line of Business		Gross Premiums, Including Policy and Membership Fees, Less Return Premiums and Premiums on Policies not Taken		Dividends Paid or Credited to Policyholders on Direct Business	Direct Unearned Premium Reserves	Direct Losses Paid (deducting salvage)	Direct Losses Incurred	Direct Losses Unpaid	Direct Defense and Cost Containment Expense Paid	Direct Defense and Cost Containment Expense Incurred	Direct Defense and Cost Containment Expense Unpaid	Commissions and Brokerage Expenses	Taxes, Licenses and Fees
		1 Direct Premiums Written	2 Direct Premiums Earned										
1.	Fire	0	0	0	0	0	0	0	0	0	0	0	(49)
2.1	Allied Lines	0	0	0	0	(370)	(847)	(133)	0	15	2	0	(410)
2.2	Multiple Peril Crop	0	0	0	0	0	0	0	0	0	0	0	(2,543)
2.3	Federal Flood	0	0	0	0	0	0	0	0	0	0	0	0
2.4	Private Crop	0	0	0	0	0	0	0	0	0	0	0	(81)
2.5	Private Flood	0	0	0	0	0	0	0	0	0	0	0	0
3.	Farmowners Multiple Peril	164,390	111,916	0	95,998	152,318	227,598	119,639	0	(8,022)	4,258	34,963	1,593
4.	Homeowners Multiple Peril	0	0	0	0	0	0	0	0	0	0	0	0
5.1	Commercial Multiple Peril (Non-Liability Portion)	120,068	118,258	0	51,645	(684)	42,320	127,620	1,559	9,268	22,110	27,057	1,035
5.2	Commercial Multiple Peril (Liability Portion)	37,924	35,142	0	13,449	375	(70,484)	46,687	0	(44)	15,431	7,921	306
6.	Mortgage Guaranty	0	0	0	0	0	0	0	0	0	0	0	0
8.	Ocean Marine	0	0	0	0	0	0	0	0	0	0	0	(1,978)
9.	Inland Marine	92,233	86,303	0	14,716	20,783	23,052	32,439	1,157	(927)	8,569	24,879	724
10.	Financial Guaranty	0	0	0	0	0	0	0	0	0	0	0	0
11.1	Medical Professional Liability - Occurrence	0	0	0	0	0	(2)	0	0	(2)	0	0	0
11.2	Medical Professional Liability - Claims-Made	0	0	0	0	0	0	0	0	0	0	0	(1)
12.	Earthquake	3,386	1,403	0	1,983	0	564	564	0	0	0	1,050	196
13.1	Comprehensive (hospital and medical) ind (b)	0	0	0	0	0	0	0	0	0	0	0	0
13.2	Comprehensive (hospital and medical) group (b)	0	0	0	0	0	0	0	0	0	0	0	0
14.	Credit A&H (Group and Individual)	0	0	0	0	0	0	0	0	0	0	0	0
15.1	Vision Only (b)	0	0	0	0	0	0	0	0	0	0	0	0
15.2	Dental Only (b)	0	0	0	0	0	0	0	0	0	0	0	0
15.3	Disability Income (b)	0	0	0	0	0	0	0	0	0	0	0	0
15.4	Medicare Supplement (b)	0	0	0	0	0	0	0	0	0	0	0	0
15.5	Medicaid Title XIX (b)	0	0	0	0	0	0	0	0	0	0	0	0
15.6	Medicare Title XVIII (b)	0	0	0	0	0	0	0	0	0	0	0	0
15.7	Long-Term Care (b)	0	0	0	0	0	0	0	0	0	0	0	0
15.8	Federal Employees Health Benefits Plan (b)	0	0	0	0	0	0	0	0	0	0	0	0
15.9	Other Health (b)	0	0	0	0	0	0	0	0	0	0	0	(165)
16.	Workers' Compensation	6,260,434	6,269,962	0	2,327,969	420,127	430,007	6,204,392	67,244	131,542	708,862	1,089,320	61,110
17.1	Other Liability - Occurrence	905,945	1,169,769	0	451,554	60,000	(362,546)	1,510,005	9,775	36,206	359,836	137,155	7,370
17.2	Other Liability - Claims-Made	261	261	0	76	171,483	254,850	532,355	0	(11,528)	29,944	40	(736)
17.3	Excess Workers' Compensation	0	0	0	0	0	0	0	0	0	0	0	0
18.1	Products Liability - Occurrence	(37)	24	0	0	0	(12)	70	0	(3)	8	(4)	(172)
18.2	Products Liability - Claims-Made	0	0	0	0	0	0	0	0	0	0	0	(43)
19.1	Private Passenger Auto No-Fault (Personal Injury Protection)	0	0	0	0	0	0	0	0	0	0	0	0
19.2	Other Private Passenger Auto Liability	0	0	0	0	0	0	0	0	0	0	0	0
19.3	Commercial Auto No-Fault (Personal Injury Protection)	44,992	39,248	0	19,044	0	4,366	27,197	0	(300)	11,746	8,678	420
19.4	Other Commercial Auto Liability	186,749	212,691	0	80,066	14,957	35,365	116,689	25	7,381	40,378	35,629	1,687
21.1	Private Passenger Auto Physical Damage	0	0	0	0	0	0	0	0	0	0	0	0
21.2	Commercial Auto Physical Damage	101,233	102,959	0	42,178	49,596	44,931	16,781	765	1,279	5,039	21,749	692
22.	Aircraft (all perils)	53,276	34,805	0	35,638	0	4,368	12,791	0	521	1,291	8,290	441
23.	Fidelity	472,443	590,266	0	677,625	299,272	136,125	327,424	0	63,463	198,069	154,269	4,477
24.	Surety	122,407	94,171	0	100,226	0	9,787	242,737	0	7,038	46,544	43,895	1,046
26.	Burglary and Theft	153	147	0	6	0	0	0	0	0	0	31	1
27.	Boiler and Machinery	15,214	11,896	0	7,788	0	1,036	1,559	0	(625)	(622)	3,005	139
28.	Credit	(1)	6	0	0	0	(117)	41	0	0	0	0	(416)
29.	International	0	0	0	0	0	0	0	0	0	0	0	0
30.	Warranty	0	0	0	0	0	0	0	0	0	0	0	0
31.	Reins nonproportional assumed property	XXX	XXX	XXX	XXX	XXX	XXX	XXX	XXX	XXX	XXX	XXX	XXX
32.	Reins nonproportional assumed liability	XXX	XXX	XXX	XXX	XXX	XXX	XXX	XXX	XXX	XXX	XXX	XXX
33.	Reins nonproportional assumed financial lines	XXX	XXX	XXX	XXX	XXX	XXX	XXX	XXX	XXX	XXX	XXX	XXX
34.	Aggregate Write-Ins for Other Lines of Business	0	0	0	0	0	0	0	0	0	0	0	0
35.	Total (a)	8,581,070	8,879,226	0	3,919,901	1,187,858	780,362	9,318,856	80,524	235,261	1,451,465	1,597,926	74,644
DETAILS OF WRITE-INS													
3401.	Collateral Protection	0	0	0	0	0	0	0	0	0	0	0	0
3402.	Involuntary Unemployment	0	0	0	0	0	0	0	0	0	0	0	0
3403.	Patent risk	0	0	0	0	0	0	0	0	0	0	0	0
3498.	Summary of remaining write-ins for Line 34 from overflow page	0	0	0	0	0	0	0	0	0	0	0	0
3499.	Totals (Lines 3401 thru 3403 plus 3498)(Line 34 above)	0	0	0	0	0	0	0	0	0	0	0	0

(a) Finance and service charges not included in Lines 1 to 35 \$ 0

(b) For health business on indicated lines report: Number of persons insured under PPO managed care products 0 and number of persons insured under indemnity only products 0

ANNUAL STATEMENT FOR THE YEAR 2023 OF THE GREAT AMERICAN ALLIANCE INSURANCE COMPANY

EXHIBIT OF PREMIUMS AND LOSSES

OVERFLOW PAGE FOR WRITE-INS

Additional Write-ins for Exhibit of Premiums and Losses Line 34

Line of Business	Gross Premiums, Including Policy and Membership Fees, Less Return Premiums and Premiums on Policies not Taken		3	4	5	6	7	8	9	10	11	12
	1 Direct Premiums Written	2 Direct Premiums Earned	Dividends Paid or Credited to Policyholders on Direct Business	Direct Unearned Premium Reserves	Direct Losses Paid (deducting salvage)	Direct Losses Incurred	Direct Losses Unpaid	Direct Defense and Cost Containment Expense Paid	Direct Defense and Cost Containment Expense Incurred	Direct Defense and Cost Containment Expense Unpaid	Commissions and Brokerage Expenses	Taxes, Licenses and Fees
3404. Uninsured Motorist	0	0	0	0	0	0	0	0	0	0	0	0
3497. Summary of remaining write-ins for Line 34 from overflow page	0	0	0	0	0	0	0	0	0	0	0	0



ANNUAL STATEMENT FOR THE YEAR 2023 OF THE GREAT AMERICAN ALLIANCE INSURANCE COMPANY

EXHIBIT OF PREMIUMS AND LOSSES (Statutory Page 14)

NAIC Group Code 0084		BUSINESS IN THE STATE OF Minnesota		DURING THE YEAR 2023						NAIC Company Code 26832			
Line of Business	Gross Premiums, Including Policy and Membership Fees, Less Return Premiums and Premiums on Policies not Taken		3 Dividends Paid or Credited to Policyholders on Direct Business	4 Direct Unearned Premium Reserves	5 Direct Losses Paid (deducting salvage)	6 Direct Losses Incurred	7 Direct Losses Unpaid	8 Direct Defense and Cost Containment Expense Paid	9 Direct Defense and Cost Containment Expense Incurred	10 Direct Defense and Cost Containment Expense Unpaid	11 Commissions and Brokerage Expenses	12 Taxes, Licenses and Fees	
	1 Direct Premiums Written	2 Direct Premiums Earned											
Fire	0	0	0	0	0	0	0	0	0	0	0	0	
Allied Lines	30	30	0	24	0	11	30	0	11	12	4	1	
Multiple Peril Crop	0	0	0	0	0	0	0	0	0	0	0	34	
Federal Flood	0	0	0	0	0	0	0	0	0	0	0	0	
Private Crop	0	0	0	0	0	0	0	0	0	0	0	8	
Private Flood	0	0	0	0	0	0	0	0	0	0	0	0	
Farmowners Multiple Peril	7,233	6,811	0	5,392	0	1,804	4,540	0	(4,287)	440	1,623	150	
Homeowners Multiple Peril	0	0	0	0	0	0	0	0	0	0	0	0	
Commercial Multiple Peril (Non-Liability Portion)	2,657,577	2,378,939	0	357,899	85,145	1,424,882	1,428,030	53,857	210,791	167,114	689,919	54,083	
Commercial Multiple Peril (Liability Portion)	126,845	110,499	0	25,038	0	14,813	72,847	0	5,418	14,668	32,526	2,585	
Mortgage Guaranty	0	0	0	0	0	0	0	0	0	0	0	0	
Ocean Marine	0	0	0	0	0	0	0	0	0	0	0	0	
Inland Marine	67,966	66,322	0	7,563	126	(4,244)	2,803	0	(227)	444	13,885	1,420	
Financial Guaranty	0	0	0	0	0	0	0	0	0	0	0	0	
Medical Professional Liability - Occurrence	0	0	0	0	0	0	0	0	0	0	0	0	
Medical Professional Liability - Claims-Made	0	0	0	0	0	0	0	0	0	0	0	0	
Earthquake	0	0	0	0	0	0	0	0	0	0	0	0	
Comprehensive (hospital and medical) ind (b)	0	0	0	0	0	0	0	0	0	0	0	0	
Comprehensive (hospital and medical) group (b)	0	0	0	0	0	0	0	0	0	0	0	0	
Credit A&H (Group and Individual)	0	0	0	0	0	0	0	0	0	0	0	0	
Vision Only (b)	0	0	0	0	0	0	0	0	0	0	0	0	
Dental Only (b)	0	0	0	0	0	0	0	0	0	0	0	0	
Disability Income (b)	0	0	0	0	0	0	0	0	0	0	0	0	
Medicare Supplement (b)	0	0	0	0	0	0	0	0	0	0	0	0	
Medicaid Title XIX (b)	0	0	0	0	0	0	0	0	0	0	0	0	
Medicare Title XVIII (b)	0	0	0	0	0	0	0	0	0	0	0	0	
Long-Term Care (b)	0	0	0	0	0	0	0	0	0	0	0	0	
Federal Employees Health Benefits Plan (b)	0	0	0	0	0	0	0	0	0	0	0	0	
Other Health (b)	0	0	0	0	0	0	0	0	0	0	0	0	
Workers' Compensation	5,047,424	4,860,337	0	2,110,124	(231,383)	707,328	5,232,837	87,507	131,674	487,624	926,855	121,033	
Other Liability - Occurrence	737,216	687,198	0	167,580	35,000	8,257	1,035,756	22,444	29,863	167,700	112,024	15,264	
Other Liability - Claims-Made	75	75	0	59	0	(1,942)	8,620	0	(268)	1,427	11	11	
Excess Workers' Compensation	0	0	0	0	0	0	0	0	0	0	0	0	
Products Liability - Occurrence	39	92	0	21	196,274	62,809	87,401	39,461	39,461	0	6	4	
Products Liability - Claims-Made	0	0	0	0	0	0	0	0	0	0	0	0	
Private Passenger Auto No-Fault (Personal Injury Protection)	0	0	0	0	0	0	0	0	0	0	0	0	
Other Private Passenger Auto Liability	0	0	0	0	0	0	0	0	0	0	0	0	
Commercial Auto No-Fault (Personal Injury Protection)	2,692	2,855	0	678	0	113	4,045	0	83	812	295	57	
Other Commercial Auto Liability	58,996	61,283	0	15,355	21,638	85,885	136,368	4,154	6,587	16,369	6,703	1,244	
Private Passenger Auto Physical Damage	0	0	0	0	0	0	0	0	0	0	0	0	
Commercial Auto Physical Damage	76,367	78,268	0	20,413	15,421	14,967	9,219	76	650	1,804	8,417	1,607	
Aircraft (all perils)	205,939	170,938	0	99,017	0	11,290	69,975	0	36	6,874	31,617	4,231	
Fidelity	410,916	337,520	0	544,776	0	59,251	177,398	0	36,506	107,292	131,389	8,526	
Surety	63,116	43,537	0	37,658	0	1,673	21,004	0	1,632	5,512	25,289	1,289	
Burglary and Theft	0	0	0	0	0	0	0	0	0	0	0	0	
Boiler and Machinery	74,240	66,939	0	11,430	0	761	3,295	0	(7,164)	(131)	19,035	1,519	
Credit	0	0	0	0	0	0	0	0	0	0	0	1	
International	0	0	0	0	0	0	0	0	0	0	0	0	
Warranty	0	0	0	0	0	0	0	0	0	0	0	0	
Reins nonproportional assumed property	XXX	XXX	XXX	XXX	XXX	XXX	XXX	XXX	XXX	XXX	XXX	XXX	
Reins nonproportional assumed liability	XXX	XXX	XXX	XXX	XXX	XXX	XXX	XXX	XXX	XXX	XXX	XXX	
Reins nonproportional assumed financial lines	XXX	XXX	XXX	XXX	XXX	XXX	XXX	XXX	XXX	XXX	XXX	XXX	
Aggregate Write-Ins for Other Lines of Business	0	0	0	0	0	0	0	0	0	0	0	0	
Total (a)	9,536,671	8,871,640	0	3,403,028	122,223	2,387,646	8,294,168	207,498	450,767	977,961	1,999,598	213,068	
DETAILS OF WRITE-INS													
Collateral Protection	0	0	0	0	0	0	0	0	0	0	0	0	
Involuntary Unemployment	0	0	0	0	0	0	0	0	0	0	0	0	
Patent risk	0	0	0	0	0	0	0	0	0	0	0	0	
Summary of remaining write-ins for Line 34 from overflow page	0	0	0	0	0	0	0	0	0	0	0	0	
Totals (Lines 3401 thru 3403 plus 3498)(Line 34 above)	0	0	0	0	0	0	0	0	0	0	0	0	

(a) Finance and service charges not included in Lines 1 to 35 \$ 0
(b) For health business on indicated lines report: Number of persons insured under PPO managed care products 0 and number of persons insured under indemnity only products 0

ANNUAL STATEMENT FOR THE YEAR 2023 OF THE GREAT AMERICAN ALLIANCE INSURANCE COMPANY

EXHIBIT OF PREMIUMS AND LOSSES

OVERFLOW PAGE FOR WRITE-INS

Additional Write-ins for Exhibit of Premiums and Losses Line 34

Line of Business	Gross Premiums, Including Policy and Membership Fees, Less Return Premiums and Premiums on Policies not Taken		3	4	5	6	7	8	9	10	11	12
	1 Direct Premiums Written	2 Direct Premiums Earned	Dividends Paid or Credited to Policyholders on Direct Business	Direct Unearned Premium Reserves	Direct Losses Paid (deducting salvage)	Direct Losses Incurred	Direct Losses Unpaid	Direct Defense and Cost Containment Expense Paid	Direct Defense and Cost Containment Expense Incurred	Direct Defense and Cost Containment Expense Unpaid	Commissions and Brokerage Expenses	Taxes, Licenses and Fees
3404. Uninsured Motorist	0	0	0	0	0	0	0	0	0	0	0	0
3497. Summary of remaining write-ins for Line 34 from overflow page	0	0	0	0	0	0	0	0	0	0	0	0



ANNUAL STATEMENT FOR THE YEAR 2023 OF THE GREAT AMERICAN ALLIANCE INSURANCE COMPANY

EXHIBIT OF PREMIUMS AND LOSSES (Statutory Page 14)

NAIC Group Code 0084 BUSINESS IN THE STATE OF Mississippi DURING THE YEAR 2023 NAIC Company Code 26832

Line of Business		Gross Premiums, Including Policy and Membership Fees, Less Return Premiums and Premiums on Policies not Taken		3	4	5	6	7	8	9	10	11	12
		1	2										
		Direct Premiums Written	Direct Premiums Earned	Dividends Paid or Credited to Policyholders on Direct Business	Direct Unearned Premium Reserves	Direct Losses Paid (deducting salvage)	Direct Losses Incurred	Direct Losses Unpaid	Direct Defense and Cost Containment Expense Paid	Direct Defense and Cost Containment Expense Incurred	Direct Defense and Cost Containment Expense Unpaid	Commissions and Brokerage Expenses	Taxes, Licenses and Fees
1.	Fire	0	0	0	0	0	0	0	0	0	0	0	0
2.1	Allied Lines	0	0	0	0	0	1	1	0	0	1	0	1
2.2	Multiple Peril Crop	0	0	0	0	0	0	0	0	0	0	0	1
2.3	Federal Flood	0	0	0	0	0	0	0	0	0	0	0	0
2.4	Private Crop	0	0	0	0	0	0	0	0	0	0	0	6
2.5	Private Flood	0	0	0	0	0	0	0	0	0	0	0	0
3.	Farmowners Multiple Peril	0	0	0	0	0	(33)	70	0	(16)	9	0	2
4.	Homeowners Multiple Peril	0	0	0	0	0	0	0	0	0	0	0	0
5.1	Commercial Multiple Peril (Non-Liability Portion)	12,287	10,247	0	3,908	0	(2,434)	1,495	0	(219)	479	2,061	392
5.2	Commercial Multiple Peril (Liability Portion)	1,877	1,532	0	1,569	0	(6,115)	2,782	0	(236)	745	282	59
6.	Mortgage Guaranty	0	0	0	0	0	0	0	0	0	0	0	0
8.	Ocean Marine	0	0	0	0	0	0	0	0	0	0	0	0
9.	Inland Marine	7,625	7,628	0	42	50,000	50,032	452	1,220	1,253	0	2,046	590
10.	Financial Guaranty	0	0	0	0	0	0	0	0	0	0	0	0
11.1	Medical Professional Liability - Occurrence	0	0	0	0	0	0	0	0	0	0	0	0
11.2	Medical Professional Liability - Claims-Made	0	0	0	0	0	0	0	0	0	0	0	0
12.	Earthquake	0	0	0	0	0	0	0	0	0	0	0	0
13.1	Comprehensive (hospital and medical) ind (b)	0	0	0	0	0	0	0	0	0	0	0	0
13.2	Comprehensive (hospital and medical) group (b)	0	0	0	0	0	0	0	0	0	0	0	0
14.	Credit A&H (Group and Individual)	0	0	0	0	0	0	0	0	0	0	0	0
15.1	Vision Only (b)	0	0	0	0	0	0	0	0	0	0	0	0
15.2	Dental Only (b)	0	0	0	0	0	0	0	0	0	0	0	0
15.3	Disability Income (b)	0	0	0	0	0	0	0	0	0	0	0	0
15.4	Medicare Supplement (b)	0	0	0	0	0	0	0	0	0	0	0	0
15.5	Medicaid Title XIX (b)	0	0	0	0	0	0	0	0	0	0	0	0
15.6	Medicare Title XVIII (b)	0	0	0	0	0	0	0	0	0	0	0	0
15.7	Long-Term Care (b)	0	0	0	0	0	0	0	0	0	0	0	0
15.8	Federal Employees Health Benefits Plan (b)	0	0	0	0	0	0	0	0	0	0	0	0
15.9	Other Health (b)	0	0	0	0	0	0	0	0	0	0	0	0
16.	Workers' Compensation	5,092,530	4,970,654	0	2,044,818	693,209	761,202	5,513,684	44,860	97,756	549,839	754,156	296,224
17.1	Other Liability - Occurrence	2,685	2,897	0	259	0	(6,447)	52,775	0	(1,308)	6,207	487	92
17.2	Other Liability - Claims-Made	282	282	0	64	0	(10)	21	0	(5)	12	44	10
17.3	Excess Workers' Compensation	0	0	0	0	0	0	0	0	0	0	0	0
18.1	Products Liability - Occurrence	0	0	0	0	0	0	0	0	0	0	0	2
18.2	Products Liability - Claims-Made	0	0	0	0	0	0	0	0	0	0	0	0
19.1	Private Passenger Auto No-Fault (Personal Injury Protection)	0	0	0	0	0	0	0	0	0	0	0	0
19.2	Other Private Passenger Auto Liability	0	0	0	0	0	0	0	0	0	0	0	0
19.3	Commercial Auto No-Fault (Personal Injury Protection)	0	0	0	0	0	0	0	0	0	0	0	0
19.4	Other Commercial Auto Liability	8,269	7,311	0	2,711	0	(5,491)	14,580	0	(1,061)	2,567	1,105	257
21.1	Private Passenger Auto Physical Damage	0	0	0	0	0	0	0	0	0	0	0	0
21.2	Commercial Auto Physical Damage	2,451	1,733	0	906	0	(833)	609	0	3	86	355	76
22.	Aircraft (all perils)	13,743	8,246	0	5,497	0	642	3,586	0	525	622	2,061	416
23.	Fidelity	394,206	315,001	0	453,578	165,584	225,467	171,322	0	44,284	102,900	126,524	12,304
24.	Surety	35,942	20,681	0	25,426	0	1,935	10,245	0	1,417	4,227	12,640	1,099
26.	Burglary and Theft	0	0	0	0	0	0	0	0	0	0	0	0
27.	Boiler and Machinery	556	546	0	118	0	(13)	16	0	(264)	(264)	95	18
28.	Credit	0	0	0	0	0	(2)	0	0	0	0	0	4
29.	International	0	0	0	0	0	0	0	0	0	0	0	0
30.	Warranty	0	0	0	0	0	0	0	0	0	0	0	0
31.	Reins nonproportional assumed property	XXX	XXX	XXX	XXX	XXX	XXX	XXX	XXX	XXX	XXX	XXX	XXX
32.	Reins nonproportional assumed liability	XXX	XXX	XXX	XXX	XXX	XXX	XXX	XXX	XXX	XXX	XXX	XXX
33.	Reins nonproportional assumed financial lines	XXX	XXX	XXX	XXX	XXX	XXX	XXX	XXX	XXX	XXX	XXX	XXX
34.	Aggregate Write-Ins for Other Lines of Business	0	0	0	0	0	0	0	0	0	0	0	0
35.	Total (a)	5,572,453	5,346,758	0	2,538,897	908,793	1,017,901	5,771,637	46,080	142,130	667,429	901,856	311,552
DETAILS OF WRITE-INS													
3401.	Collateral Protection	0	0	0	0	0	0	0	0	0	0	0	0
3402.	Involuntary Unemployment	0	0	0	0	0	0	0	0	0	0	0	0
3403.	Patent risk	0	0	0	0	0	0	0	0	0	0	0	0
3498.	Summary of remaining write-ins for Line 34 from overflow page	0	0	0	0	0	0	0	0	0	0	0	0
3499.	Totals (Lines 3401 thru 3403 plus 3498)(Line 34 above)	0	0	0	0	0	0	0	0	0	0	0	0

(a) Finance and service charges not included in Lines 1 to 35 \$ 0
(b) For health business on indicated lines report: Number of persons insured under PPO managed care products 0 and number of persons insured under indemnity only products 0

ANNUAL STATEMENT FOR THE YEAR 2023 OF THE GREAT AMERICAN ALLIANCE INSURANCE COMPANY

EXHIBIT OF PREMIUMS AND LOSSES

OVERFLOW PAGE FOR WRITE-INS

Additional Write-ins for Exhibit of Premiums and Losses Line 34

Line of Business	Gross Premiums, Including Policy and Membership Fees, Less Return Premiums and Premiums on Policies not Taken		3	4	5	6	7	8	9	10	11	12
	1 Direct Premiums Written	2 Direct Premiums Earned	Dividends Paid or Credited to Policyholders on Direct Business	Direct Unearned Premium Reserves	Direct Losses Paid (deducting salvage)	Direct Losses Incurred	Direct Losses Unpaid	Direct Defense and Cost Containment Expense Paid	Direct Defense and Cost Containment Expense Incurred	Direct Defense and Cost Containment Expense Unpaid	Commissions and Brokerage Expenses	Taxes, Licenses and Fees
3404. Uninsured Motorist	0	0	0	0	0	0	0	0	0	0	0	0
3497. Summary of remaining write-ins for Line 34 from overflow page	0	0	0	0	0	0	0	0	0	0	0	0



ANNUAL STATEMENT FOR THE YEAR 2023 OF THE GREAT AMERICAN ALLIANCE INSURANCE COMPANY

EXHIBIT OF PREMIUMS AND LOSSES (Statutory Page 14)

NAIC Group Code 0084 BUSINESS IN THE STATE OF Missouri DURING THE YEAR 2023 NAIC Company Code 26832

Line of Business		Gross Premiums, Including Policy and Membership Fees, Less Return Premiums and Premiums on Policies not Taken		3 Dividends Paid or Credited to Policyholders on Direct Business	4 Direct Unearned Premium Reserves	5 Direct Losses Paid (deducting salvage)	6 Direct Losses Incurred	7 Direct Losses Unpaid	8 Direct Defense and Cost Containment Expense Paid	9 Direct Defense and Cost Containment Expense Incurred	10 Direct Defense and Cost Containment Expense Unpaid	11 Commissions and Brokerage Expenses	12 Taxes, Licenses and Fees
		1 Direct Premiums Written	2 Direct Premiums Earned										
1.	Fire	0	0	0	0	0	0	0	0	0	0	0	0
2.1	Allied Lines	0	0	0	0	0	(9)	4	0	0	(1)	0	2
2.2	Multiple Peril Crop	0	0	0	0	0	0	0	0	0	0	0	60
2.3	Federal Flood	0	0	0	0	0	0	0	0	0	0	0	0
2.4	Private Crop	0	0	0	0	0	0	0	0	0	0	0	2
2.5	Private Flood	0	0	0	0	0	0	0	0	0	0	0	0
3.	Farmowners Multiple Peril	10,911	8,334	0	5,922	0	63,929	87,030	0	(5,408)	375	1,874	135
4.	Homeowners Multiple Peril	0	0	0	0	0	0	0	0	0	0	0	0
5.1	Commercial Multiple Peril (Non-Liability Portion)	251,210	235,319	0	131,715	288,839	618,045	384,278	750	15,397	27,138	60,566	3,119
5.2	Commercial Multiple Peril (Liability Portion)	85,964	78,710	0	42,589	0	10,957	79,053	313	11,295	26,682	18,449	1,099
6.	Mortgage Guaranty	0	0	0	0	0	0	0	0	0	0	0	0
8.	Ocean Marine	0	0	0	0	0	0	0	0	0	0	0	1
9.	Inland Marine	55,953	61,835	0	2,021	33,471	39,594	12,910	510	3,214	4,665	15,882	2,015
10.	Financial Guaranty	0	0	0	0	0	0	0	0	0	0	0	0
11.1	Medical Professional Liability - Occurrence	0	0	0	0	0	0	0	0	0	0	0	0
11.2	Medical Professional Liability - Claims-Made	0	0	0	0	0	0	0	0	0	0	0	0
12.	Earthquake	11,317	3,512	0	8,050	0	1,166	1,239	0	0	2	3,453	155
13.1	Comprehensive (hospital and medical) ind (b)	0	0	0	0	0	0	0	0	0	0	0	0
13.2	Comprehensive (hospital and medical) group (b)	0	0	0	0	0	0	0	0	0	0	0	0
14.	Credit A&H (Group and Individual)	0	0	0	0	0	0	0	0	0	0	0	0
15.1	Vision Only (b)	0	0	0	0	0	0	0	0	0	0	0	0
15.2	Dental Only (b)	0	0	0	0	0	0	0	0	0	0	0	0
15.3	Disability Income (b)	0	0	0	0	0	0	0	0	0	0	0	0
15.4	Medicare Supplement (b)	0	0	0	0	0	0	0	0	0	0	0	0
15.5	Medicaid Title XIX (b)	0	0	0	0	0	0	0	0	0	0	0	0
15.6	Medicare Title XVIII (b)	0	0	0	0	0	0	0	0	0	0	0	0
15.7	Long-Term Care (b)	0	0	0	0	0	0	0	0	0	0	0	0
15.8	Federal Employees Health Benefits Plan (b)	0	0	0	0	0	0	0	0	0	0	0	0
15.9	Other Health (b)	0	0	0	0	0	0	0	0	0	0	0	3
16.	Workers' Compensation	4,725,637	5,257,444	0	1,942,382	690,347	(664,748)	6,208,269	91,812	163,275	521,962	703,063	78,071
17.1	Other Liability - Occurrence	703,340	635,796	0	329,143	3,985,957	(246,667)	509,422	371,611	391,927	146,261	91,424	8,513
17.2	Other Liability - Claims-Made	444	444	0	93	0	(1,680)	7,148	0	(63)	562	71	12
17.3	Excess Workers' Compensation	0	0	0	0	0	0	0	0	0	0	0	0
18.1	Products Liability - Occurrence	36	108	0	0	0	(90)	96	0	2	54	4	1
18.2	Products Liability - Claims-Made	0	0	0	0	0	0	0	0	0	0	0	0
19.1	Private Passenger Auto No-Fault (Personal Injury Protection)	0	0	0	0	0	0	0	0	0	0	0	0
19.2	Other Private Passenger Auto Liability	0	0	0	0	0	0	0	0	0	0	0	0
19.3	Commercial Auto No-Fault (Personal Injury Protection)	0	0	0	0	0	0	0	0	0	0	0	0
19.4	Other Commercial Auto Liability	200,297	174,531	0	90,466	7,943	22,789	156,911	46,354	56,424	60,507	38,523	2,491
21.1	Private Passenger Auto Physical Damage	0	0	0	0	0	0	0	0	0	0	0	0
21.2	Commercial Auto Physical Damage	103,496	92,899	0	45,728	71,719	72,460	9,934	7,463	8,717	4,019	26,160	1,298
22.	Aircraft (all perils)	0	0	0	0	0	(4,904)	10,354	0	(414)	926	0	0
23.	Fidelity	585,587	628,462	0	885,894	180,220	342,605	432,660	0	82,701	209,198	189,787	6,260
24.	Surety	45,038	40,133	0	27,783	0	2,020	21,226	0	2,049	7,253	17,371	559
26.	Burglary and Theft	0	271	0	48	0	(22)	6	0	0	0	48	3
27.	Boiler and Machinery	19,126	18,061	0	9,821	0	1,641	3,005	0	0	0	4,689	236
28.	Credit	0	0	0	0	0	(2)	0	0	0	0	0	4
29.	International	0	0	0	0	0	0	0	0	0	0	0	0
30.	Warranty	0	0	0	0	0	0	0	0	0	0	0	0
31.	Reins nonproportional assumed property	XXX	XXX	XXX	XXX	XXX	XXX	XXX	XXX	XXX	XXX	XXX	XXX
32.	Reins nonproportional assumed liability	XXX	XXX	XXX	XXX	XXX	XXX	XXX	XXX	XXX	XXX	XXX	XXX
33.	Reins nonproportional assumed financial lines	XXX	XXX	XXX	XXX	XXX	XXX	XXX	XXX	XXX	XXX	XXX	XXX
34.	Aggregate Write-Ins for Other Lines of Business	0	0	0	0	0	0	0	0	0	0	0	16
35.	Total (a)	6,798,570	7,235,859	0	3,521,654	5,258,494	257,084	7,923,543	518,811	729,116	1,009,604	1,171,363	104,056
DETAILS OF WRITE-INS													
3401.	Collateral Protection	0	0	0	0	0	0	0	0	0	0	0	16
3402.	Involuntary Unemployment	0	0	0	0	0	0	0	0	0	0	0	0
3403.	Patent risk	0	0	0	0	0	0	0	0	0	0	0	0
3498.	Summary of remaining write-ins for Line 34 from overflow page	0	0	0	0	0	0	0	0	0	0	0	0
3499.	Totals (Lines 3401 thru 3403 plus 3498)(Line 34 above)	0	0	0	0	0	0	0	0	0	0	0	16

(a) Finance and service charges not included in Lines 1 to 35 \$0
(b) For health business on indicated lines report: Number of persons insured under PPO managed care products0 and number of persons insured under indemnity only products0 .

ANNUAL STATEMENT FOR THE YEAR 2023 OF THE GREAT AMERICAN ALLIANCE INSURANCE COMPANY

EXHIBIT OF PREMIUMS AND LOSSES

OVERFLOW PAGE FOR WRITE-INS

Additional Write-ins for Exhibit of Premiums and Losses Line 34

Line of Business	Gross Premiums, Including Policy and Membership Fees, Less Return Premiums and Premiums on Policies not Taken		3	4	5	6	7	8	9	10	11	12
	1 Direct Premiums Written	2 Direct Premiums Earned	Dividends Paid or Credited to Policyholders on Direct Business	Direct Unearned Premium Reserves	Direct Losses Paid (deducting salvage)	Direct Losses Incurred	Direct Losses Unpaid	Direct Defense and Cost Containment Expense Paid	Direct Defense and Cost Containment Expense Incurred	Direct Defense and Cost Containment Expense Unpaid	Commissions and Brokerage Expenses	Taxes, Licenses and Fees
3404. Uninsured Motorist	0	0	0	0	0	0	0	0	0	0	0	0
3497. Summary of remaining write-ins for Line 34 from overflow page	0	0	0	0	0	0	0	0	0	0	0	0



ANNUAL STATEMENT FOR THE YEAR 2023 OF THE GREAT AMERICAN ALLIANCE INSURANCE COMPANY

EXHIBIT OF PREMIUMS AND LOSSES (Statutory Page 14)

NAIC Group Code 0084		BUSINESS IN THE STATE OF Montana				DURING THE YEAR 2023				NAIC Company Code 26832			
Line of Business		Gross Premiums, Including Policy and Membership Fees, Less Return Premiums and Premiums on Policies not Taken		3 Dividends Paid or Credited to Policyholders on Direct Business	4 Direct Unearned Premium Reserves	5 Direct Losses Paid (deducting salvage)	6 Direct Losses Incurred	7 Direct Losses Unpaid	8 Direct Defense and Cost Containment Expense Paid	9 Direct Defense and Cost Containment Expense Incurred	10 Direct Defense and Cost Containment Expense Unpaid	11 Commissions and Brokerage Expenses	12 Taxes, Licenses and Fees
		1 Direct Premiums Written	2 Direct Premiums Earned										
1.	Fire	(184)	1,220	0	0	0	541	789	0	135	484	(41)	(14)
2.1	Allied Lines	(203)	1,511	0	0	0	669	1,083	0	164	754	(42)	(17)
2.2	Multiple Peril Crop	0	0	0	0	0	0	0	0	0	0	0	2
2.3	Federal Flood	0	0	0	0	0	0	0	0	0	0	0	0
2.4.	Private Crop	0	0	0	0	0	0	0	0	0	0	0	10
2.5	Private Flood	0	0	0	0	0	0	0	0	0	0	0	0
3.	Farmowners Multiple Peril	217,521	227,457	0	45,438	184,061	124,274	98,187	1,808	(9,108)	7,779	47,991	6,038
4.	Homeowners Multiple Peril	0	0	0	0	0	0	0	0	0	0	0	0
5.1	Commercial Multiple Peril (Non-Liability Portion)	233,568	209,449	0	176,740	68,414	94,790	80,047	0	23,123	41,946	66,866	6,532
5.2	Commercial Multiple Peril (Liability Portion)	65,013	67,729	0	45,890	2,564	5,649	48,458	0	8,287	26,149	17,738	1,767
6.	Mortgage Guaranty	0	0	0	0	0	0	0	0	0	0	0	0
8.	Ocean Marine	0	0	0	0	0	0	0	0	0	0	0	0
9.	Inland Marine	24,015	17,038	0	9,261	4,360	1,795	1,170	0	43	151	6,754	838
10.	Financial Guaranty	0	0	0	0	0	0	0	0	0	0	0	0
11.1	Medical Professional Liability - Occurrence	0	0	0	0	0	0	0	0	0	0	0	0
11.2	Medical Professional Liability - Claims-Made	0	0	0	0	0	0	0	0	0	0	0	0
12.	Earthquake	24,564	2,014	0	22,550	0	810	810	0	0	0	7,615	781
13.1	Comprehensive (hospital and medical) ind (b)	0	0	0	0	0	0	0	0	0	0	0	0
13.2	Comprehensive (hospital and medical) group (b)	0	0	0	0	0	0	0	0	0	0	0	0
14.	Credit A&H (Group and Individual)	0	0	0	0	0	0	0	0	0	0	0	0
15.1	Vision Only (b).....	0	0	0	0	0	0	0	0	0	0	0	0
15.2	Dental Only (b)	0	0	0	0	0	0	0	0	0	0	0	0
15.3	Disability Income (b)	0	0	0	0	0	0	0	0	0	0	0	0
15.4	Medicare Supplement (b)	0	0	0	0	0	0	0	0	0	0	0	0
15.5	Medicaid Title XIX (b)	0	0	0	0	0	0	0	0	0	0	0	0
15.6	Medicare Title XVIII (b).....	0	0	0	0	0	0	0	0	0	0	0	0
15.7	Long-Term Care (b)	0	0	0	0	0	0	0	0	0	0	0	0
15.8	Federal Employees Health Benefits Plan (b)	0	0	0	0	0	0	0	0	0	0	0	0
15.9	Other Health (b)	0	0	0	0	0	0	0	0	0	0	0	0
16.	Workers' Compensation	886,100	740,780	0	511,167	35,605	184,263	320,491	7,422	21,151	45,861	153,984	26,253
17.1	Other Liability - Occurrence	280,110	247,245	0	120,941	0	36,133	359,517	0	10,453	43,614	56,660	7,686
17.2	Other Liability - Claims-Made	120	120	0	24	0	(48)	102	0	(22)	58	18	5
17.3	Excess Workers' Compensation	0	0	0	0	0	0	0	0	0	0	0	0
18.1	Products Liability - Occurrence	0	0	0	0	0	0	0	0	0	0	0	4
18.2	Products Liability - Claims-Made	0	0	0	0	0	0	0	0	0	0	0	0
19.1	Private Passenger Auto No-Fault (Personal Injury Protection)	0	0	0	0	0	0	0	0	0	0	0	0
19.2	Other Private Passenger Auto Liability	0	0	0	0	0	0	0	0	0	0	0	0
19.3	Commercial Auto No-Fault (Personal Injury Protection)	0	0	0	0	0	0	0	0	0	0	0	0
19.4	Other Commercial Auto Liability	99,752	91,891	0	50,163	61,287	38,332	139,744	2,562	7,400	31,662	22,542	2,677
21.1	Private Passenger Auto Physical Damage	0	0	0	0	0	0	0	0	0	0	0	0
21.2	Commercial Auto Physical Damage	101,063	88,805	0	47,657	57,525	88,379	43,838	90	5,743	8,279	21,616	2,755
22.	Aircraft (all perils)	0	0	0	0	0	(2,617)	7,495	0	(433)	235	0	2
23.	Fidelity	151,950	207,161	0	156,175	0	37,667	122,398	0	26,667	75,706	48,690	4,001
24.	Surety	5,894	5,385	0	1,831	0	152	2,406	0	114	386	2,567	172
26.	Burglary and Theft	48	90	0	8	0	(12)	3	0	0	0	13	1
27.	Boiler and Machinery	31,412	27,041	0	23,823	0	4,909	8,183	18,658	15,783	181	8,832	830
28.	Credit	0	0	0	0	0	(7)	0	0	0	0	0	0
29.	International	0	0	0	0	0	0	0	0	0	0	0	0
30.	Warranty	0	0	0	0	0	0	0	0	0	0	0	0
31.	Reins nonproportional assumed property	XXX	XXX	XXX	XXX	XXX	XXX	XXX	XXX	XXX	XXX	XXX	XXX
32.	Reins nonproportional assumed liability	XXX	XXX	XXX	XXX	XXX	XXX	XXX	XXX	XXX	XXX	XXX	XXX
33.	Reins nonproportional assumed financial lines	XXX	XXX	XXX	XXX	XXX	XXX	XXX	XXX	XXX	XXX	XXX	XXX
34.	Aggregate Write-Ins for Other Lines of Business	0	0	0	0	0	0	0	0	0	0	0	0
35.	Total (a)	2,120,743	1,934,935	0	1,211,669	413,815	615,679	1,234,701	30,540	109,498	283,245	461,803	60,322
DETAILS OF WRITE-INS													
3401.	Collateral Protection	0	0	0	0	0	0	0	0	0	0	0	0
3402.	Involuntary Unemployment	0	0	0	0	0	0	0	0	0	0	0	0
3403.	Patent risk	0	0	0	0	0	0	0	0	0	0	0	0
3498.	Summary of remaining write-ins for Line 34 from overflow page	0	0	0	0	0	0	0	0	0	0	0	0
3499.	Totals (Lines 3401 thru 3403 plus 3498)(Line 34 above)	0	0	0	0	0	0	0	0	0	0	0	0

(a) Finance and service charges not included in Lines 1 to 35 \$0
(b) For health business on indicated lines report: Number of persons insured under PPO managed care products0 and number of persons insured under indemnity only products0 .

ANNUAL STATEMENT FOR THE YEAR 2023 OF THE GREAT AMERICAN ALLIANCE INSURANCE COMPANY

EXHIBIT OF PREMIUMS AND LOSSES

OVERFLOW PAGE FOR WRITE-INS

Additional Write-ins for Exhibit of Premiums and Losses Line 34

Line of Business	Gross Premiums, Including Policy and Membership Fees, Less Return Premiums and Premiums on Policies not Taken		3	4	5	6	7	8	9	10	11	12
	1 Direct Premiums Written	2 Direct Premiums Earned	Dividends Paid or Credited to Policyholders on Direct Business	Direct Unearned Premium Reserves	Direct Losses Paid (deducting salvage)	Direct Losses Incurred	Direct Losses Unpaid	Direct Defense and Cost Containment Expense Paid	Direct Defense and Cost Containment Expense Incurred	Direct Defense and Cost Containment Expense Unpaid	Commissions and Brokerage Expenses	Taxes, Licenses and Fees
3404. Uninsured Motorist	0	0	0	0	0	0	0	0	0	0	0	0
3497. Summary of remaining write-ins for Line 34 from overflow page	0	0	0	0	0	0	0	0	0	0	0	0



ANNUAL STATEMENT FOR THE YEAR 2023 OF THE GREAT AMERICAN ALLIANCE INSURANCE COMPANY

EXHIBIT OF PREMIUMS AND LOSSES (Statutory Page 14)

NAIC Group Code 0084 BUSINESS IN THE STATE OF Nebraska DURING THE YEAR 2023 NAIC Company Code 26832

Line of Business		Gross Premiums, Including Policy and Membership Fees, Less Return Premiums and Premiums on Policies not Taken		3	4	5	6	7	8	9	10	11	12
		1	2										
		Direct Premiums Written	Direct Premiums Earned	Dividends Paid or Credited to Policyholders on Direct Business	Direct Unearned Premium Reserves	Direct Losses Paid (deducting salvage)	Direct Losses Incurred	Direct Losses Unpaid	Direct Defense and Cost Containment Expense Paid	Direct Defense and Cost Containment Expense Incurred	Direct Defense and Cost Containment Expense Unpaid	Commissions and Brokerage Expenses	Taxes, Licenses and Fees
1.	Fire	0	0	0	0	0	0	0	0	0	0	0	0
2.1	Allied Lines	0	0	0	0	0	0	0	0	0	0	0	0
2.2	Multiple Peril Crop	0	0	0	0	0	0	0	0	0	0	742	56
2.3	Federal Flood	0	0	0	0	0	0	0	0	0	0	0	0
2.4.	Private Crop	41,390,028	41,390,028	0	0	58,723,587	72,765,642	56,915,551	0	0	0	6,161,804	615,939
2.5	Private Flood	0	0	0	0	0	0	0	0	0	0	0	0
3.	Farmowners Multiple Peril	48,438	63,157	0	16,214	55,660	18,069	27,293	0	(12,051)	3,256	12,407	734
4.	Homeowners Multiple Peril	0	0	0	0	0	0	0	0	0	0	0	0
5.1	Commercial Multiple Peril (Non-Liability Portion)	88,874	71,326	0	45,403	5,000	(2,711)	20,319	12	3,791	10,386	20,369	1,342
5.2	Commercial Multiple Peril (Liability Portion)	4,897	8,876	0	2,411	0	(8,935)	9,197	0	497	5,136	1,208	78
6.	Mortgage Guaranty	0	0	0	0	0	0	0	0	0	0	0	0
8.	Ocean Marine	0	0	0	0	0	0	0	0	0	0	0	0
9.	Inland Marine	9,579	10,488	79	9,386	9,331	536	1,140	1,176	4	2,632	621	0
10.	Financial Guaranty	0	0	0	0	0	0	0	0	0	0	0	0
11.1	Medical Professional Liability - Occurrence	0	0	0	0	0	(11)	0	0	(11)	0	0	0
11.2	Medical Professional Liability - Claims-Made	0	0	0	0	0	0	0	0	0	0	0	0
12.	Earthquake	0	0	0	0	0	0	0	0	0	0	0	0
13.1	Comprehensive (hospital and medical) ind (b)	0	0	0	0	0	0	0	0	0	0	0	0
13.2	Comprehensive (hospital and medical) group (b)	0	0	0	0	0	0	0	0	0	0	0	0
14.	Credit A&H (Group and Individual)	0	0	0	0	0	0	0	0	0	0	0	0
15.1	Vision Only (b).....	0	0	0	0	0	0	0	0	0	0	0	0
15.2	Dental Only (b)	0	0	0	0	0	0	0	0	0	0	0	0
15.3	Disability Income (b)	0	0	0	0	0	0	0	0	0	0	0	0
15.4	Medicare Supplement (b)	0	0	0	0	0	0	0	0	0	0	0	0
15.5	Medicaid Title XIX (b)	0	0	0	0	0	0	0	0	0	0	0	0
15.6	Medicare Title XVIII (b).....	0	0	0	0	0	0	0	0	0	0	0	0
15.7	Long-Term Care (b)	0	0	0	0	0	0	0	0	0	0	0	0
15.8	Federal Employees Health Benefits Plan (b)	0	0	0	0	0	0	0	0	0	0	0	0
15.9	Other Health (b)	0	0	0	0	0	0	0	0	0	0	0	0
16.	Workers' Compensation	962,433	1,429,303	0	598,824	284,876	(66,751)	842,994	23,178	47,444	122,166	73,442	18,543
17.1	Other Liability - Occurrence	71,779	65,764	0	30,586	0	(24,952)	68,182	0	2,892	12,714	14,293	1,081
17.2	Other Liability - Claims-Made	300	300	0	144	0	(67)	902	0	0	92	45	7
17.3	Excess Workers' Compensation	0	0	0	0	0	0	0	0	0	0	0	0
18.1	Products Liability - Occurrence	0	0	0	0	0	(3)	4	0	(2)	2	0	2
18.2	Products Liability - Claims-Made	0	0	0	0	0	0	0	0	0	0	0	0
19.1	Private Passenger Auto No-Fault (Personal Injury Protection)	0	0	0	0	0	0	0	0	0	0	0	0
19.2	Other Private Passenger Auto Liability	0	0	0	0	0	0	0	0	0	0	0	0
19.3	Commercial Auto No-Fault (Personal Injury Protection)	0	0	0	0	0	0	0	0	0	0	0	0
19.4	Other Commercial Auto Liability	11,343	10,845	0	3,050	0	127,104	143,080	0	60	4,226	2,139	170
21.1	Private Passenger Auto Physical Damage	0	0	0	0	0	0	0	0	0	0	0	0
21.2	Commercial Auto Physical Damage	9,114	6,208	0	3,791	0	(395)	1,376	0	(6)	312	2,221	136
22.	Aircraft (all perils)	25,301	11,438	0	13,862	0	2,518	2,518	0	306	306	3,795	360
23.	Fidelity	249,696	492,475	0	599,380	38,805	203,450	346,696	0	52,033	161,986	85,205	3,824
24.	Surety	16,204	18,800	0	8,800	0	304	8,839	0	576	2,079	7,046	242
26.	Burglary and Theft	0	0	0	0	0	0	0	0	0	0	0	0
27.	Boiler and Machinery	7,431	6,087	0	3,931	(5,000)	(5,276)	1,011	0	(314)	(314)	1,692	111
28.	Credit	0	0	0	0	0	0	0	0	0	0	0	2
29.	International	0	0	0	0	0	0	0	0	0	0	0	0
30.	Warranty	0	0	0	0	0	0	0	0	0	0	0	0
31.	Reins nonproportional assumed property	XXX	XXX	XXX	XXX	XXX	XXX	XXX	XXX	XXX	XXX	XXX	XXX
32.	Reins nonproportional assumed liability	XXX	XXX	XXX	XXX	XXX	XXX	XXX	XXX	XXX	XXX	XXX	XXX
33.	Reins nonproportional assumed financial lines	XXX	XXX	XXX	XXX	XXX	XXX	XXX	XXX	XXX	XXX	XXX	XXX
34.	Aggregate Write-Ins for Other Lines of Business	0	0	0	0	0	0	0	0	0	0	0	0
35.	Total (a)	42,895,417	43,585,093	0	1,326,476	59,112,314	73,017,316	58,388,497	24,330	96,392	322,352	6,389,040	643,249
DETAILS OF WRITE-INS													
3401.	Collateral Protection	0	0	0	0	0	0	0	0	0	0	0	0
3402.	Involuntary Unemployment	0	0	0	0	0	0	0	0	0	0	0	0
3403.	Patent risk	0	0	0	0	0	0	0	0	0	0	0	0
3498.	Summary of remaining write-ins for Line 34 from overflow page	0	0	0	0	0	0	0	0	0	0	0	0
3499.	Totals (Lines 3401 thru 3403 plus 3498)(Line 34 above)	0	0	0	0	0	0	0	0	0	0	0	0

(a) Finance and service charges not included in Lines 1 to 35 \$0
(b) For health business on indicated lines report: Number of persons insured under PPO managed care products0 and number of persons insured under indemnity only products0 .

ANNUAL STATEMENT FOR THE YEAR 2023 OF THE GREAT AMERICAN ALLIANCE INSURANCE COMPANY

EXHIBIT OF PREMIUMS AND LOSSES

OVERFLOW PAGE FOR WRITE-INS

Additional Write-ins for Exhibit of Premiums and Losses Line 34

Line of Business	Gross Premiums, Including Policy and Membership Fees, Less Return Premiums and Premiums on Policies not Taken		3	4	5	6	7	8	9	10	11	12
	1 Direct Premiums Written	2 Direct Premiums Earned	Dividends Paid or Credited to Policyholders on Direct Business	Direct Unearned Premium Reserves	Direct Losses Paid (deducting salvage)	Direct Losses Incurred	Direct Losses Unpaid	Direct Defense and Cost Containment Expense Paid	Direct Defense and Cost Containment Expense Incurred	Direct Defense and Cost Containment Expense Unpaid	Commissions and Brokerage Expenses	Taxes, Licenses and Fees
3404. Uninsured Motorist	0	0	0	0	0	0	0	0	0	0	0	0
3497. Summary of remaining write-ins for Line 34 from overflow page	0	0	0	0	0	0	0	0	0	0	0	0



ANNUAL STATEMENT FOR THE YEAR 2023 OF THE GREAT AMERICAN ALLIANCE INSURANCE COMPANY

EXHIBIT OF PREMIUMS AND LOSSES (Statutory Page 14)

NAIC Group Code 0084 BUSINESS IN THE STATE OF Nevada DURING THE YEAR 2023 NAIC Company Code 26832

Line of Business		Gross Premiums, Including Policy and Membership Fees, Less Return Premiums and Premiums on Policies not Taken		3 Dividends Paid or Credited to Policyholders on Direct Business	4 Direct Unearned Premium Reserves	5 Direct Losses Paid (deducting salvage)	6 Direct Losses Incurred	7 Direct Losses Unpaid	8 Direct Defense and Cost Containment Expense Paid	9 Direct Defense and Cost Containment Expense Incurred	10 Direct Defense and Cost Containment Expense Unpaid	11 Commissions and Brokerage Expenses	12 Taxes, Licenses and Fees
		1 Direct Premiums Written	2 Direct Premiums Earned										
1.	Fire	0	0	0	0	0	(2)	0	0	0	0	0	0
2.1	Allied Lines	0	0	0	0	0	(2)	0	0	0	0	0	0
2.2	Multiple Peril Crop	0	0	0	0	0	0	0	0	0	0	0	0
2.3	Federal Flood	0	0	0	0	0	0	0	0	0	0	0	3
2.4	Private Crop	0	0	0	0	0	0	0	0	0	0	0	13
2.5	Private Flood	0	0	0	0	0	0	0	0	0	0	0	0
3.	Farmowners Multiple Peril	67,127	58,739	0	24,766	0	6,050	16,425	0	(4,648)	2,045	12,385	2,368
4.	Homeowners Multiple Peril	0	0	0	0	0	0	0	0	0	0	0	0
5.1	Commercial Multiple Peril (Non-Liability Portion)	223,221	255,527	0	74,962	1,055,125	664,172	98,661	13,761	10,892	20,609	47,987	8,071
5.2	Commercial Multiple Peril (Liability Portion)	160,067	219,468	0	48,794	151,495	385,526	468,255	21,592	31,643	70,558	38,220	5,729
6.	Mortgage Guaranty	0	0	0	0	0	0	0	0	0	0	0	0
8.	Ocean Marine	0	0	0	0	0	0	0	0	0	0	0	0
9.	Inland Marine	34,482	35,110	0	1,448	20,834	20,187	1,503	1,144	1,247	56	9,340	1,413
10.	Financial Guaranty	0	0	0	0	0	0	0	0	0	0	0	0
11.1	Medical Professional Liability - Occurrence	0	0	0	0	0	0	0	0	0	0	0	0
11.2	Medical Professional Liability - Claims-Made	0	0	0	0	0	0	0	0	0	0	0	0
12.	Earthquake	0	0	0	0	0	0	0	0	0	0	0	0
13.1	Comprehensive (hospital and medical) ind (b)	0	0	0	0	0	0	0	0	0	0	0	0
13.2	Comprehensive (hospital and medical) group (b)	0	0	0	0	0	0	0	0	0	0	0	0
14.	Credit A&H (Group and Individual)	0	0	0	0	0	0	0	0	0	0	0	0
15.1	Vision Only (b)	0	0	0	0	0	0	0	0	0	0	0	0
15.2	Dental Only (b)	0	0	0	0	0	0	0	0	0	0	0	0
15.3	Disability Income (b)	0	0	0	0	0	0	0	0	0	0	0	0
15.4	Medicare Supplement (b)	0	0	0	0	0	0	0	0	0	0	0	0
15.5	Medicaid Title XIX (b)	0	0	0	0	0	0	0	0	0	0	0	0
15.6	Medicare Title XVIII (b)	0	0	0	0	0	0	0	0	0	0	0	0
15.7	Long-Term Care (b)	0	0	0	0	0	0	0	0	0	0	0	0
15.8	Federal Employees Health Benefits Plan (b)	0	0	0	0	0	0	0	0	0	0	0	0
15.9	Other Health (b)	0	0	0	0	0	0	0	0	0	0	0	0
16.	Workers' Compensation	2,168,616	2,086,810	0	611,461	178,068	444,385	1,392,493	28,686	63,106	114,363	359,010	9,007
17.1	Other Liability - Occurrence	516,427	505,764	0	276,525	760,000	134,738	888,508	70,691	75,976	64,600	90,147	17,683
17.2	Other Liability - Claims-Made	375	375	0	134	0	(59)	121	0	(25)	69	56	17
17.3	Excess Workers' Compensation	0	0	0	0	0	0	0	0	0	0	0	0
18.1	Products Liability - Occurrence	0	0	0	0	0	(31)	27	0	(9)	22	0	7
18.2	Products Liability - Claims-Made	0	0	0	0	0	0	0	0	0	0	0	0
19.1	Private Passenger Auto No-Fault (Personal Injury Protection)	0	0	0	0	0	0	0	0	0	0	0	0
19.2	Other Private Passenger Auto Liability	0	0	0	0	0	0	0	0	0	0	0	0
19.3	Commercial Auto No-Fault (Personal Injury Protection)	0	0	0	0	0	0	0	0	0	0	0	0
19.4	Other Commercial Auto Liability	643,944	635,519	0	328,065	163,233	287,700	423,275	586	11,900	103,276	109,172	22,343
21.1	Private Passenger Auto Physical Damage	0	0	0	0	0	0	0	0	0	0	0	0
21.2	Commercial Auto Physical Damage	61,212	59,766	0	28,516	21,357	22,509	8,032	165	465	2,460	10,473	2,126
22.	Aircraft (all perils)	63,852	65,021	0	26,431	0	8,902	22,005	0	629	1,992	6,831	2,259
23.	Fidelity	29,281	14,878	0	21,320	0	2,035	9,837	0	1,667	7,771	9,132	1,092
24.	Surety	34,022	26,327	0	20,125	0	2,510	14,413	0	1,244	3,331	12,436	1,235
26.	Burglary and Theft	0	405	0	0	0	(45)	80	0	14	14	9	(2)
27.	Boiler and Machinery	12,570	13,500	0	4,398	0	(2,016)	563	0	(283)	(283)	2,326	450
28.	Credit	0	0	0	0	0	0	0	0	0	0	0	0
29.	International	0	0	0	0	0	0	0	0	0	0	0	0
30.	Warranty	0	0	0	0	0	0	0	0	0	0	0	0
31.	Reins nonproportional assumed property	XXX	XXX	XXX	XXX	XXX	XXX	XXX	XXX	XXX	XXX	XXX	XXX
32.	Reins nonproportional assumed liability	XXX	XXX	XXX	XXX	XXX	XXX	XXX	XXX	XXX	XXX	XXX	XXX
33.	Reins nonproportional assumed financial lines	XXX	XXX	XXX	XXX	XXX	XXX	XXX	XXX	XXX	XXX	XXX	XXX
34.	Aggregate Write-Ins for Other Lines of Business	0	0	0	0	0	0	0	0	0	0	0	0
35.	Total (a)	4,015,196	3,977,210	0	1,466,945	2,350,112	1,976,559	3,344,199	136,625	193,818	390,883	707,524	73,814
DETAILS OF WRITE-INS													
3401.	Collateral Protection	0	0	0	0	0	0	0	0	0	0	0	0
3402.	Involuntary Unemployment	0	0	0	0	0	0	0	0	0	0	0	0
3403.	Patent risk	0	0	0	0	0	0	0	0	0	0	0	0
3498.	Summary of remaining write-ins for Line 34 from overflow page	0	0	0	0	0	0	0	0	0	0	0	0
3499.	Totals (Lines 3401 thru 3403 plus 3498)(Line 34 above)	0	0	0	0	0	0	0	0	0	0	0	0

(a) Finance and service charges not included in Lines 1 to 35 \$0
(b) For health business on indicated lines report: Number of persons insured under PPO managed care products0 and number of persons insured under indemnity only products0

ANNUAL STATEMENT FOR THE YEAR 2023 OF THE GREAT AMERICAN ALLIANCE INSURANCE COMPANY

EXHIBIT OF PREMIUMS AND LOSSES

OVERFLOW PAGE FOR WRITE-INS

Additional Write-ins for Exhibit of Premiums and Losses Line 34

Line of Business	Gross Premiums, Including Policy and Membership Fees, Less Return Premiums and Premiums on Policies not Taken		3	4	5	6	7	8	9	10	11	12
	1 Direct Premiums Written	2 Direct Premiums Earned	Dividends Paid or Credited to Policyholders on Direct Business	Direct Unearned Premium Reserves	Direct Losses Paid (deducting salvage)	Direct Losses Incurred	Direct Losses Unpaid	Direct Defense and Cost Containment Expense Paid	Direct Defense and Cost Containment Expense Incurred	Direct Defense and Cost Containment Expense Unpaid	Commissions and Brokerage Expenses	Taxes, Licenses and Fees
3404. Uninsured Motorist	0	0	0	0	0	0	0	0	0	0	0	0
3497. Summary of remaining write-ins for Line 34 from overflow page	0	0	0	0	0	0	0	0	0	0	0	0



ANNUAL STATEMENT FOR THE YEAR 2023 OF THE GREAT AMERICAN ALLIANCE INSURANCE COMPANY

EXHIBIT OF PREMIUMS AND LOSSES (Statutory Page 14)

NAIC Group Code 0084 BUSINESS IN THE STATE OF New Hampshire DURING THE YEAR 2023 NAIC Company Code 26832

Line of Business		Gross Premiums, Including Policy and Membership Fees, Less Return Premiums and Premiums on Policies not Taken		3 Dividends Paid or Credited to Policyholders on Direct Business	4 Direct Unearned Premium Reserves	5 Direct Losses Paid (deducting salvage)	6 Direct Losses Incurred	7 Direct Losses Unpaid	8 Direct Defense and Cost Containment Expense Paid	9 Direct Defense and Cost Containment Expense Incurred	10 Direct Defense and Cost Containment Expense Unpaid	11 Commissions and Brokerage Expenses	12 Taxes, Licenses and Fees
		1 Direct Premiums Written	2 Direct Premiums Earned										
1.	Fire	35	13	0	22	0	0	0	0	0	0	6	1
2.1	Allied Lines	11,610	10,735	0	10,849	0	1,597	1,841	0	12	53	3,156	226
2.2	Multiple Peril Crop	0	0	0	0	0	0	0	0	0	0	0	0
2.3	Federal Flood	0	0	0	0	0	0	0	0	0	0	0	0
2.4	Private Crop	0	0	0	0	0	0	0	0	0	0	0	0
2.5	Private Flood	0	0	0	0	0	0	0	0	0	0	0	0
3.	Farmowners Multiple Peril	39,725	37,221	0	25,921	0	5,168	10,533	0	(2,703)	1,436	10,030	771
4.	Homeowners Multiple Peril	0	0	0	0	0	0	0	0	0	0	0	0
5.1	Commercial Multiple Peril (Non-Liability Portion)	76,823	81,083	0	16,291	117,100	114,384	14,079	7,685	7,884	2,949	14,306	1,611
5.2	Commercial Multiple Peril (Liability Portion)	16,661	16,118	0	2,789	0	(1,127)	10,813	0	2,367	7,254	2,910	328
6.	Mortgage Guaranty	0	0	0	0	0	0	0	0	0	0	0	0
8.	Ocean Marine	0	0	0	0	0	0	0	0	0	0	0	0
9.	Inland Marine	19,765	19,471	0	467	1,405	1,003	938	0	22	21	5,311	801
10.	Financial Guaranty	0	0	0	0	0	0	0	0	0	0	0	0
11.1	Medical Professional Liability - Occurrence	0	0	0	0	0	0	0	0	0	0	0	0
11.2	Medical Professional Liability - Claims-Made	0	0	0	0	0	0	0	0	0	0	0	0
12.	Earthquake	0	0	0	0	0	0	0	0	0	0	0	0
13.1	Comprehensive (hospital and medical) ind (b)	0	0	0	0	0	0	0	0	0	0	0	0
13.2	Comprehensive (hospital and medical) group (b)	0	0	0	0	0	0	0	0	0	0	0	0
14.	Credit A&H (Group and Individual)	0	0	0	0	0	0	0	0	0	0	0	0
15.1	Vision Only (b)	0	0	0	0	0	0	0	0	0	0	0	0
15.2	Dental Only (b)	0	0	0	0	0	0	0	0	0	0	0	0
15.3	Disability Income (b)	0	0	0	0	0	0	0	0	0	0	0	0
15.4	Medicare Supplement (b)	0	0	0	0	0	0	0	0	0	0	0	0
15.5	Medicaid Title XIX (b)	0	0	0	0	0	0	0	0	0	0	0	0
15.6	Medicare Title XVIII (b)	0	0	0	0	0	0	0	0	0	0	0	0
15.7	Long-Term Care (b)	0	0	0	0	0	0	0	0	0	0	0	0
15.8	Federal Employees Health Benefits Plan (b)	0	0	0	0	0	0	0	0	0	0	0	0
15.9	Other Health (b)	0	0	0	0	0	0	0	0	0	0	0	0
16.	Workers' Compensation	106,724	77,029	0	46,991	32,367	(37,893)	298,639	8,137	6,848	12,485	21,076	6,873
17.1	Other Liability - Occurrence	137,886	119,601	0	64,776	0	(43,413)	125,441	0	795	14,886	23,148	2,633
17.2	Other Liability - Claims-Made	0	0	0	0	(1,680)	(1,935)	2,039	0	(57)	242	0	1
17.3	Excess Workers' Compensation	0	0	0	0	0	0	0	0	0	0	0	0
18.1	Products Liability - Occurrence	0	0	0	0	0	(32)	(4)	0	(38)	(27)	0	0
18.2	Products Liability - Claims-Made	0	0	0	0	0	0	0	0	0	0	0	0
19.1	Private Passenger Auto No-Fault (Personal Injury Protection)	0	0	0	0	0	0	0	0	0	0	0	0
19.2	Other Private Passenger Auto Liability	0	0	0	0	0	0	0	0	0	0	0	0
19.3	Commercial Auto No-Fault (Personal Injury Protection)	0	0	0	0	0	0	0	0	0	0	0	0
19.4	Other Commercial Auto Liability	3,173	3,803	0	2,422	982	(4,073)	16,116	0	(1,081)	2,504	463	60
21.1	Private Passenger Auto Physical Damage	731	887	0	564	0	(321)	734	0	(37)	115	101	15
22.	Aircraft (all perils)	11,985	29,465	0	6,475	0	(2,654)	19,236	0	(692)	1,649	2,072	318
23.	Fidelity	19,715	94,899	0	82,365	0	14,997	48,679	0	8,568	27,051	6,927	471
24.	Surety	8,622	8,712	0	4,701	0	191	4,076	0	267	1,079	3,611	189
26.	Burglary and Theft	0	0	0	0	0	0	0	0	0	0	0	0
27.	Boiler and Machinery	4,973	4,909	0	1,257	0	289	2,065	0	423	423	868	96
28.	Credit	0	0	0	0	0	(1)	0	0	0	0	0	0
29.	International	0	0	0	0	0	0	0	0	0	0	0	0
30.	Warranty	0	0	0	0	0	0	0	0	0	0	0	0
31.	Reins nonproportional assumed property	XXX	XXX	XXX	XXX	XXX	XXX	XXX	XXX	XXX	XXX	XXX	XXX
32.	Reins nonproportional assumed liability	XXX	XXX	XXX	XXX	XXX	XXX	XXX	XXX	XXX	XXX	XXX	XXX
33.	Reins nonproportional assumed financial lines	XXX	XXX	XXX	XXX	XXX	XXX	XXX	XXX	XXX	XXX	XXX	XXX
34.	Aggregate Write-Ins for Other Lines of Business	0	0	0	0	0	0	0	0	0	0	0	0
35.	Total (a)	458,427	503,948	0	265,890	150,174	46,179	555,224	15,822	22,577	72,122	93,984	14,395
DETAILS OF WRITE-INS													
3401.	Collateral Protection	0	0	0	0	0	0	0	0	0	0	0	0
3402.	Involuntary Unemployment	0	0	0	0	0	0	0	0	0	0	0	0
3403.	Patent risk	0	0	0	0	0	0	0	0	0	0	0	0
3498.	Summary of remaining write-ins for Line 34 from overflow page	0	0	0	0	0	0	0	0	0	0	0	0
3499.	Totals (Lines 3401 thru 3403 plus 3498)(Line 34 above)	0	0	0	0	0	0	0	0	0	0	0	0

(a) Finance and service charges not included in Lines 1 to 35 \$0
(b) For health business on indicated lines report: Number of persons insured under PPO managed care products0 and number of persons insured under indemnity only products0 .

ANNUAL STATEMENT FOR THE YEAR 2023 OF THE GREAT AMERICAN ALLIANCE INSURANCE COMPANY

EXHIBIT OF PREMIUMS AND LOSSES

OVERFLOW PAGE FOR WRITE-INS

Additional Write-ins for Exhibit of Premiums and Losses Line 34

Line of Business	Gross Premiums, Including Policy and Membership Fees, Less Return Premiums and Premiums on Policies not Taken		3	4	5	6	7	8	9	10	11	12
	1 Direct Premiums Written	2 Direct Premiums Earned	Dividends Paid or Credited to Policyholders on Direct Business	Direct Unearned Premium Reserves	Direct Losses Paid (deducting salvage)	Direct Losses Incurred	Direct Losses Unpaid	Direct Defense and Cost Containment Expense Paid	Direct Defense and Cost Containment Expense Incurred	Direct Defense and Cost Containment Expense Unpaid	Commissions and Brokerage Expenses	Taxes, Licenses and Fees
3404. Uninsured Motorist	0	0	0	0	0	0	0	0	0	0	0	0
3497. Summary of remaining write-ins for Line 34 from overflow page	0	0	0	0	0	0	0	0	0	0	0	0



ANNUAL STATEMENT FOR THE YEAR 2023 OF THE GREAT AMERICAN ALLIANCE INSURANCE COMPANY

EXHIBIT OF PREMIUMS AND LOSSES (Statutory Page 14)

NAIC Group Code 0084

BUSINESS IN THE STATE OF New Jersey

DURING THE YEAR 2023

NAIC Company Code 26832

Line of Business		Gross Premiums, Including Policy and Membership Fees, Less Return Premiums and Premiums on Policies not Taken		3	4	5	6	7	8	9	10	11	12
		1	2										
		Direct Premiums Written	Direct Premiums Earned	Dividends Paid or Credited to Policyholders on Direct Business	Direct Unearned Premium Reserves	Direct Losses Paid (deducting salvage)	Direct Losses Incurred	Direct Losses Unpaid	Direct Defense and Cost Containment Expense Paid	Direct Defense and Cost Containment Expense Incurred	Direct Defense and Cost Containment Expense Unpaid	Commissions and Brokerage Expenses	Taxes, Licenses and Fees
1.	Fire	0	0	0	0	0	(4)	1	0	0	0	0	0
2.1	Allied Lines	0	0	0	0	0	(8)	15	0	0	(7)	1	1
2.2	Multiple Peril Crop	0	0	0	0	0	0	0	0	0	0	0	0
2.3	Federal Flood	0	0	0	0	0	0	0	0	0	0	0	0
2.4	Private Crop	0	0	0	0	0	0	0	0	0	0	0	1
2.5	Private Flood	0	0	0	0	0	0	0	0	0	0	0	0
3.	Farmowners Multiple Peril	553,959	560,810	0	176,260	30,525	51,642	265,883	41,841	(12,951)	22,293	134,489	23,350
4.	Homeowners Multiple Peril	0	0	0	0	0	0	0	0	0	0	0	0
5.1	Commercial Multiple Peril (Non-Liability Portion)	1,077,143	963,670	0	470,573	1,070,919	1,507,069	629,637	35,752	41,302	27,702	215,070	47,220
5.2	Commercial Multiple Peril (Liability Portion)	423,981	387,097	0	178,703	50,790	57,248	464,936	31,265	130,829	174,601	84,840	19,798
6.	Mortgage Guaranty	0	0	0	0	0	0	0	0	0	0	0	0
8.	Ocean Marine	0	0	0	0	0	0	0	0	0	0	0	4
9.	Inland Marine	149,601	148,062	0	22,788	82,919	26,520	15,354	692	(2,185)	2,275	37,623	7,823
10.	Financial Guaranty	0	0	0	0	0	0	0	0	0	0	0	0
11.1	Medical Professional Liability - Occurrence	0	0	0	0	0	(3)	0	0	(3)	0	0	0
11.2	Medical Professional Liability - Claims-Made	0	0	0	0	0	0	0	0	0	0	0	0
12.	Earthquake	5,424	2,306	0	3,118	8,512	8,512	0	0	0	0	1,048	113
13.1	Comprehensive (hospital and medical) ind (b)	0	0	0	0	0	0	0	0	0	0	0	0
13.2	Comprehensive (hospital and medical) group (b)	0	0	0	0	0	0	0	0	0	0	0	0
14.	Credit A&H (Group and Individual)	0	0	0	0	0	0	0	0	0	0	0	0
15.1	Vision Only (b).....	0	0	0	0	0	0	0	0	0	0	0	0
15.2	Dental Only (b)	0	0	0	0	0	0	0	0	0	0	0	0
15.3	Disability Income (b)	0	0	0	0	0	0	0	0	0	0	0	0
15.4	Medicare Supplement (b)	0	0	0	0	0	0	0	0	0	0	0	0
15.5	Medicaid Title XIX (b)	0	0	0	0	0	0	0	0	0	0	0	0
15.6	Medicare Title XVIII (b).....	0	0	0	0	0	0	0	0	0	0	0	0
15.7	Long-Term Care (b)	0	0	0	0	0	0	0	0	0	0	0	0
15.8	Federal Employees Health Benefits Plan (b)	0	0	0	0	0	0	0	0	0	0	0	0
15.9	Other Health (b)	0	0	0	0	0	0	0	0	0	0	0	2
16.	Workers' Compensation	11,485,237	11,884,839	0	4,317,510	1,086,853	1,110,092	18,660,595	233,347	380,426	1,273,569	1,649,931	271,890
17.1	Other Liability - Occurrence	1,452,270	1,438,209	0	668,978	0	256,269	2,009,048	8,344	42,807	220,902	254,834	74,892
17.2	Other Liability - Claims-Made	467	408	0	263	3,865	(7,284)	283,028	0	(917)	5,974	91	36
17.3	Excess Workers' Compensation	0	0	0	0	0	0	0	0	0	0	0	0
18.1	Products Liability - Occurrence	1,053	1,248	0	751	0	(5,399)	5,862	2,215	2,366	553	230	91
18.2	Products Liability - Claims-Made	0	0	0	0	0	0	0	0	0	0	0	0
19.1	Private Passenger Auto No-Fault (Personal Injury Protection)	0	0	0	0	0	0	0	0	0	0	0	0
19.2	Other Private Passenger Auto Liability	0	0	0	0	0	0	0	0	0	0	0	0
19.3	Commercial Auto No-Fault (Personal Injury Protection)	6,024	6,526	0	2,145	0	(865)	9,403	0	(23)	2,077	1,385	357
19.4	Other Commercial Auto Liability	322,621	300,223	0	118,356	18,068	38,022	447,036	20,430	24,716	60,416	59,798	14,391
21.1	Private Passenger Auto Physical Damage	0	0	0	0	0	0	0	0	0	0	0	0
21.2	Commercial Auto Physical Damage	56,939	64,595	0	21,628	99,714	(208,246)	33,823	1,286	16,212	17,342	10,554	3,589
22.	Aircraft (all perils)	64,175	55,281	0	22,339	0	2,605	27,305	0	(66)	2,372	6,409	2,242
23.	Fidelity	285,440	478,872	0	361,814	73,700	155,074	283,204	64,516	98,460	171,091	93,058	22,841
24.	Surety	107,511	104,016	0	74,348	0	3,866	77,306	0	5,070	18,522	45,066	4,521
26.	Burglary and Theft	727	0	0	320	0	(122)	29	0	(1)	0	145	39
27.	Boiler and Machinery	77,761	71,538	0	31,562	10,776	23,329	25,433	94	88	10	14,872	3,657
28.	Credit	0	0	0	0	0	(344)	0	0	0	0	0	5
29.	International	0	0	0	0	0	0	0	0	0	0	0	0
30.	Warranty	0	0	0	0	0	0	0	0	0	0	0	0
31.	Reins nonproportional assumed property	XXX	XXX	XXX	XXX	XXX	XXX	XXX	XXX	XXX	XXX	XXX	XXX
32.	Reins nonproportional assumed liability	XXX	XXX	XXX	XXX	XXX	XXX	XXX	XXX	XXX	XXX	XXX	XXX
33.	Reins nonproportional assumed financial lines	XXX	XXX	XXX	XXX	XXX	XXX	XXX	XXX	XXX	XXX	XXX	XXX
34.	Aggregate Write-Ins for Other Lines of Business	0	0	0	0	0	0	0	0	0	0	0	0
35.	Total (a)	16,070,375	16,468,428	0	6,471,454	2,536,641	3,017,971	23,237,898	439,781	726,122	1,999,699	2,609,444	496,863
DETAILS OF WRITE-INS													
3401.	Collateral Protection	0	0	0	0	0	0	0	0	0	0	0	0
3402.	Involuntary Unemployment	0	0	0	0	0	0	0	0	0	0	0	0
3403.	Patent risk	0	0	0	0	0	0	0	0	0	0	0	0
3498.	Summary of remaining write-ins for Line 34 from overflow page	0	0	0	0	0	0	0	0	0	0	0	0
3499.	Totals (Lines 3401 thru 3403 plus 3498)(Line 34 above)	0	0	0	0	0	0	0	0	0	0	0	0

(a) Finance and service charges not included in Lines 1 to 35 \$ 0

(b) For health business on indicated lines report: Number of persons insured under PPO managed care products 0 and number of persons insured under indemnity only products 0

ANNUAL STATEMENT FOR THE YEAR 2023 OF THE GREAT AMERICAN ALLIANCE INSURANCE COMPANY

EXHIBIT OF PREMIUMS AND LOSSES

OVERFLOW PAGE FOR WRITE-INS

Additional Write-ins for Exhibit of Premiums and Losses Line 34

Line of Business	Gross Premiums, Including Policy and Membership Fees, Less Return Premiums and Premiums on Policies not Taken		3	4	5	6	7	8	9	10	11	12
	1 Direct Premiums Written	2 Direct Premiums Earned	Dividends Paid or Credited to Policyholders on Direct Business	Direct Unearned Premium Reserves	Direct Losses Paid (deducting salvage)	Direct Losses Incurred	Direct Losses Unpaid	Direct Defense and Cost Containment Expense Paid	Direct Defense and Cost Containment Expense Incurred	Direct Defense and Cost Containment Expense Unpaid	Commissions and Brokerage Expenses	Taxes, Licenses and Fees
3404. Uninsured Motorist	0	0	0	0	0	0	0	0	0	0	0	0
3497. Summary of remaining write-ins for Line 34 from overflow page	0	0	0	0	0	0	0	0	0	0	0	0



ANNUAL STATEMENT FOR THE YEAR 2023 OF THE GREAT AMERICAN ALLIANCE INSURANCE COMPANY

EXHIBIT OF PREMIUMS AND LOSSES (Statutory Page 14)

NAIC Group Code 0084 BUSINESS IN THE STATE OF New Mexico DURING THE YEAR 2023 NAIC Company Code 26832

Line of Business		Gross Premiums, Including Policy and Membership Fees, Less Return Premiums and Premiums on Policies not Taken		3	4	5	6	7	8	9	10	11	12
		1	2										
		Direct Premiums Written	Direct Premiums Earned	Dividends Paid or Credited to Policyholders on Direct Business	Direct Unearned Premium Reserves	Direct Losses Paid (deducting salvage)	Direct Losses Incurred	Direct Losses Unpaid	Direct Defense and Cost Containment Expense Paid	Direct Defense and Cost Containment Expense Incurred	Direct Defense and Cost Containment Expense Unpaid	Commissions and Brokerage Expenses	Taxes, Licenses and Fees
1.	Fire	0	0	0	0	0	0	0	0	0	0	0	0
2.1	Allied Lines	0	0	0	0	0	0	0	0	0	0	0	0
2.2	Multiple Peril Crop	0	0	0	0	0	0	0	0	0	0	0	11
2.3	Federal Flood	0	0	0	0	0	0	0	0	0	0	0	0
2.4	Private Crop	0	0	0	0	0	0	0	0	0	0	0	3
2.5	Private Flood	0	0	0	0	0	0	0	0	0	0	0	0
3.	Farmowners Multiple Peril	0	0	0	0	0	10	29	0	(41)	1	0	1
4.	Homeowners Multiple Peril	0	0	0	0	0	0	0	0	0	0	0	0
5.1	Commercial Multiple Peril (Non-Liability Portion)	171,834	159,203	0	78,258	81,355	6,559	25,737	11,002	19,208	12,548	39,231	6,038
5.2	Commercial Multiple Peril (Liability Portion)	90,849	88,719	0	48,613	376	(893)	53,493	6,694	19,960	29,202	16,089	3,234
6.	Mortgage Guaranty	0	0	0	0	0	0	0	0	0	0	0	0
8.	Ocean Marine	0	0	0	0	0	0	0	0	0	0	0	0
9.	Inland Marine	21,203	21,707	0	919	0	232	2,617	968	1,201	610	5,728	855
10.	Financial Guaranty	0	0	0	0	0	0	0	0	0	0	0	0
11.1	Medical Professional Liability - Occurrence	0	0	0	0	0	0	0	0	0	0	0	0
11.2	Medical Professional Liability - Claims-Made	0	0	0	0	0	0	0	0	0	0	0	0
12.	Earthquake	691	228	0	463	0	92	92	0	0	0	214	21
13.1	Comprehensive (hospital and medical) ind (b)	0	0	0	0	0	0	0	0	0	0	0	0
13.2	Comprehensive (hospital and medical) group (b)	0	0	0	0	0	0	0	0	0	0	0	0
14.	Credit A&H (Group and Individual)	0	0	0	0	0	0	0	0	0	0	0	0
15.1	Vision Only (b).....	0	0	0	0	0	0	0	0	0	0	0	0
15.2	Dental Only (b)	0	0	0	0	0	0	0	0	0	0	0	0
15.3	Disability Income (b)	0	0	0	0	0	0	0	0	0	0	0	0
15.4	Medicare Supplement (b)	0	0	0	0	0	0	0	0	0	0	0	0
15.5	Medicaid Title XIX (b)	0	0	0	0	0	0	0	0	0	0	0	0
15.6	Medicare Title XVIII (b).....	0	0	0	0	0	0	0	0	0	0	0	0
15.7	Long-Term Care (b)	0	0	0	0	0	0	0	0	0	0	0	0
15.8	Federal Employees Health Benefits Plan (b)	0	0	0	0	0	0	0	0	0	0	0	0
15.9	Other Health (b)	0	0	0	0	0	0	0	0	0	0	0	0
16.	Workers' Compensation	234,409	433,610	0	94,665	22,289	68,837	224,900	7,848	14,563	37,440	34,702	9,825
17.1	Other Liability - Occurrence	612,550	525,483	0	331,017	0	262,939	690,756	0	13,839	56,625	119,412	20,719
17.2	Other Liability - Claims-Made	0	0	0	0	14,804	8,906	90,503	124	(4,131)	13,312	0	2
17.3	Excess Workers' Compensation	0	0	0	0	0	0	0	0	0	0	0	0
18.1	Products Liability - Occurrence	0	0	0	0	0	0	0	0	0	0	0	1
18.2	Products Liability - Claims-Made	0	0	0	0	0	0	0	0	0	0	0	0
19.1	Private Passenger Auto No-Fault (Personal Injury Protection)	0	0	0	0	0	0	0	0	0	0	0	0
19.2	Other Private Passenger Auto Liability	0	0	0	0	0	0	230	0	0	50	0	0
19.3	Commercial Auto No-Fault (Personal Injury Protection)	0	0	0	0	0	0	0	0	0	0	0	0
19.4	Other Commercial Auto Liability	93,916	80,494	0	60,682	29,682	55,966	114,047	0	3,140	20,553	11,653	3,226
21.1	Private Passenger Auto Physical Damage	0	0	0	0	0	0	0	0	0	0	0	0
21.2	Commercial Auto Physical Damage	67,458	59,484	0	44,117	391,178	405,560	21,400	683	1,199	1,722	9,596	2,343
22.	Aircraft (all perils)	0	0	0	0	0	(1,481)	3,849	0	(157)	258	0	1
23.	Fidelity	193,419	163,896	0	220,143	111,380	140,273	83,675	0	19,055	47,636	61,442	6,516
24.	Surety	14,544	25,888	0	18,220	0	2,759	13,128	0	2,042	5,154	6,007	474
26.	Burglary and Theft	7	75	0	1	0	(1)	0	0	0	0	6	1
27.	Boiler and Machinery	10,656	9,723	0	5,287	0	183	975	0	(274)	(274)	2,509	369
28.	Credit	(61)	(61)	0	0	0	(106)	243	0	0	0	0	(1)
29.	International	0	0	0	0	0	0	0	0	0	0	0	0
30.	Warranty	0	0	0	0	0	0	0	0	0	0	0	0
31.	Reins nonproportional assumed property	XXX	XXX	XXX	XXX	XXX	XXX	XXX	XXX	XXX	XXX	XXX	XXX
32.	Reins nonproportional assumed liability	XXX	XXX	XXX	XXX	XXX	XXX	XXX	XXX	XXX	XXX	XXX	XXX
33.	Reins nonproportional assumed financial lines	XXX	XXX	XXX	XXX	XXX	XXX	XXX	XXX	XXX	XXX	XXX	XXX
34.	Aggregate Write-Ins for Other Lines of Business	0	0	0	0	0	0	0	0	0	0	0	0
35.	Total (a)	1,511,474	1,568,450	0	902,385	651,064	949,835	1,325,673	27,319	89,604	224,838	306,588	53,637
DETAILS OF WRITE-INS													
3401.	Collateral Protection	0	0	0	0	0	0	0	0	0	0	0	0
3402.	Involuntary Unemployment	0	0	0	0	0	0	0	0	0	0	0	0
3403.	Patent risk	0	0	0	0	0	0	0	0	0	0	0	0
3498.	Summary of remaining write-ins for Line 34 from overflow page	0	0	0	0	0	0	0	0	0	0	0	0
3499.	Totals (Lines 3401 thru 3403 plus 3498)(Line 34 above)	0	0	0	0	0	0	0	0	0	0	0	0

(a) Finance and service charges not included in Lines 1 to 35 \$0
(b) For health business on indicated lines report: Number of persons insured under PPO managed care products0 and number of persons insured under indemnity only products0 .

ANNUAL STATEMENT FOR THE YEAR 2023 OF THE GREAT AMERICAN ALLIANCE INSURANCE COMPANY

EXHIBIT OF PREMIUMS AND LOSSES

OVERFLOW PAGE FOR WRITE-INS

Additional Write-ins for Exhibit of Premiums and Losses Line 34

Line of Business	Gross Premiums, Including Policy and Membership Fees, Less Return Premiums and Premiums on Policies not Taken		3	4	5	6	7	8	9	10	11	12
	1 Direct Premiums Written	2 Direct Premiums Earned	Dividends Paid or Credited to Policyholders on Direct Business	Direct Unearned Premium Reserves	Direct Losses Paid (deducting salvage)	Direct Losses Incurred	Direct Losses Unpaid	Direct Defense and Cost Containment Expense Paid	Direct Defense and Cost Containment Expense Incurred	Direct Defense and Cost Containment Expense Unpaid	Commissions and Brokerage Expenses	Taxes, Licenses and Fees
3404. Uninsured Motorist	0	0	0	0	0	0	0	0	0	0	0	0
3497. Summary of remaining write-ins for Line 34 from overflow page	0	0	0	0	0	0	0	0	0	0	0	0



ANNUAL STATEMENT FOR THE YEAR 2023 OF THE GREAT AMERICAN ALLIANCE INSURANCE COMPANY

EXHIBIT OF PREMIUMS AND LOSSES (Statutory Page 14)

NAIC Group Code 0084

BUSINESS IN THE STATE OF New York

DURING THE YEAR 2023

NAIC Company Code 26832

Line of Business		Gross Premiums, Including Policy and Membership Fees, Less Return Premiums and Premiums on Policies not Taken		3 Dividends Paid or Credited to Policyholders on Direct Business	4 Direct Unearned Premium Reserves	5 Direct Losses Paid (deducting salvage)	6 Direct Losses Incurred	7 Direct Losses Unpaid	8 Direct Defense and Cost Containment Expense Paid	9 Direct Defense and Cost Containment Expense Incurred	10 Direct Defense and Cost Containment Expense Unpaid	11 Commissions and Brokerage Expenses	12 Taxes, Licenses and Fees
		1 Direct Premiums Written	2 Direct Premiums Earned										
1.	Fire	7,961	5,048	0	4,611	18,622	18,910	355	480	499	20	1,194	160
2.1	Allied Lines	(85,997)	(75,377)	0	5,144	0	(9,056)	(6,444)	2	(408)	(2)	(20,961)	(1,958)
2.2	Multiple Peril Crop	0	0	0	0	0	0	0	0	0	0	0	0
2.3	Federal Flood	0	0	0	0	0	0	0	0	0	0	0	0
2.4	Private Crop	0	0	0	0	0	0	0	0	0	0	0	0
2.5	Private Flood	0	0	0	0	0	0	0	0	0	0	0	0
3.	Farmowners Multiple Peril	1,465,334	1,584,516	0	610,553	371,698	551,858	559,212	16,100	(121,426)	58,125	346,961	29,633
4.	Homeowners Multiple Peril	0	0	0	0	0	0	0	0	0	0	0	0
5.1	Commercial Multiple Peril (Non-Liability Portion)	1,625,336	1,728,798	0	729,695	326,338	351,436	484,116	11,225	19,525	53,714	337,955	33,485
5.2	Commercial Multiple Peril (Liability Portion)	500,340	555,261	0	192,838	149,095	383,860	1,430,238	359,477	487,859	355,608	130,619	10,501
6.	Mortgage Guaranty	0	0	0	0	0	0	0	0	0	0	0	0
8.	Ocean Marine	0	0	0	0	0	0	0	0	0	0	0	6
9.	Inland Marine	291,962	300,288	0	47,052	159,105	144,738	32,088	7,485	5,826	978	73,938	6,177
10.	Financial Guaranty	0	0	0	0	0	0	0	0	0	0	0	0
11.1	Medical Professional Liability - Occurrence	0	0	0	0	0	0	0	0	0	0	0	0
11.2	Medical Professional Liability - Claims-Made	0	0	0	0	0	0	0	0	0	0	0	0
12.	Earthquake	0	583	0	0	0	(292)	144	0	(1)	12	25	(1)
13.1	Comprehensive (hospital and medical) ind (b)	0	0	0	0	0	0	0	0	0	0	0	0
13.2	Comprehensive (hospital and medical) group (b)	0	0	0	0	0	0	0	0	0	0	0	0
14.	Credit A&H (Group and Individual)	0	0	0	0	0	0	0	0	0	0	0	0
15.1	Vision Only (b)	0	0	0	0	0	0	0	0	0	0	0	0
15.2	Dental Only (b)	0	0	0	0	0	0	0	0	0	0	0	0
15.3	Disability Income (b)	0	0	0	0	0	0	0	0	0	0	0	0
15.4	Medicare Supplement (b)	0	0	0	0	0	0	0	0	0	0	0	0
15.5	Medicaid Title XIX (b)	0	0	0	0	0	0	0	0	0	0	0	0
15.6	Medicare Title XVIII (b)	0	0	0	0	0	0	0	0	0	0	0	0
15.7	Long-Term Care (b)	0	0	0	0	0	0	0	0	0	0	0	0
15.8	Federal Employees Health Benefits Plan (b)	0	0	0	0	0	0	0	0	0	0	0	0
15.9	Other Health (b)	0	0	0	0	0	0	0	0	0	0	0	1
16.	Workers' Compensation	14,161,356	13,501,432	0	3,942,418	3,896,698	1,422,969	21,916,203	387,854	503,169	1,587,934	1,873,943	309,452
17.1	Other Liability - Occurrence	4,528,423	4,473,794	0	1,974,650	2,726,833	6,376,353	19,800,983	555,634	1,143,013	2,436,368	676,822	92,003
17.2	Other Liability - Claims-Made	898,857	1,059,766	0	477,686	2,089,823	6,482,388	7,226,746	1,393,626	1,710,276	1,565,079	183,204	23,811
17.3	Excess Workers' Compensation	0	0	0	0	0	0	0	0	0	0	0	0
18.1	Products Liability - Occurrence	20,166	21,907	0	5,446	0	(8,322)	51,480	0	(14,722)	26,227	4,090	504
18.2	Products Liability - Claims-Made	0	0	0	0	0	0	0	0	0	0	0	0
19.1	Private Passenger Auto No-Fault (Personal Injury Protection)	0	0	0	0	0	0	0	0	0	0	0	0
19.2	Other Private Passenger Auto Liability	0	0	0	0	0	0	0	0	0	0	0	0
19.3	Commercial Auto No-Fault (Personal Injury Protection)	28,579	25,238	0	14,643	2,317	(1,280)	33,578	0	(819)	6,026	4,742	585
19.4	Other Commercial Auto Liability	430,744	408,419	0	215,787	143,246	466,175	2,578,294	114,636	101,663	106,442	71,103	8,790
21.1	Private Passenger Auto Physical Damage	0	0	0	0	0	0	0	0	0	0	0	0
21.2	Commercial Auto Physical Damage	155,711	141,149	0	82,245	145,585	130,263	31,976	2,944	2,371	4,570	25,217	3,194
22.	Aircraft (all perils)	70,757	163,281	0	30,800	2,173	82,067	0	0	(711)	8,038	10,614	1,320
23.	Fidelity	944,546	919,943	0	1,033,056	240,782	407,994	396,089	0	100,626	209,330	301,929	18,945
24.	Surety	42,423	99,499	0	83,207	(481)	10,288	125,196	0	8,499	27,920	18,409	854
26.	Burglary and Theft	1,118	0	0	477	98	(49)	179	0	0	0	85	10
27.	Boiler and Machinery	120,774	126,970	0	54,851	12,913	2,324	20,498	3	(1,488)	356	22,838	2,475
28.	Credit	0	0	0	0	0	0	0	0	0	0	0	20
29.	International	0	0	0	0	0	0	0	0	0	0	0	0
30.	Warranty	0	0	0	0	0	0	0	0	0	0	0	0
31.	Reins nonproportional assumed property	XXX	XXX	XXX	XXX	XXX	XXX	XXX	XXX	XXX	XXX	XXX	XXX
32.	Reins nonproportional assumed liability	XXX	XXX	XXX	XXX	XXX	XXX	XXX	XXX	XXX	XXX	XXX	XXX
33.	Reins nonproportional assumed financial lines	XXX	XXX	XXX	XXX	XXX	XXX	XXX	XXX	XXX	XXX	XXX	XXX
34.	Aggregate Write-Ins for Other Lines of Business	0	0	0	0	0	0	0	0	0	0	0	0
35.	Total (a)	25,207,749	25,041,633	0	9,504,779	10,282,574	16,732,727	54,762,998	2,849,466	3,943,621	6,446,743	4,062,727	539,966
DETAILS OF WRITE-INS													
3401.	Collateral Protection	0	0	0	0	0	0	0	0	0	0	0	0
3402.	Involuntary Unemployment	0	0	0	0	0	0	0	0	0	0	0	0
3403.	Patent risk	0	0	0	0	0	0	0	0	0	0	0	0
3498.	Summary of remaining write-ins for Line 34 from overflow page	0	0	0	0	0	0	0	0	0	0	0	0
3499.	Totals (Lines 3401 thru 3403 plus 3498)(Line 34 above)	0	0	0	0	0	0	0	0	0	0	0	0

(a) Finance and service charges not included in Lines 1 to 35 \$ 0

(b) For health business on indicated lines report: Number of persons insured under PPO managed care products 0 and number of persons insured under indemnity only products 0

ANNUAL STATEMENT FOR THE YEAR 2023 OF THE GREAT AMERICAN ALLIANCE INSURANCE COMPANY

EXHIBIT OF PREMIUMS AND LOSSES

OVERFLOW PAGE FOR WRITE-INS

Additional Write-ins for Exhibit of Premiums and Losses Line 34

Line of Business	Gross Premiums, Including Policy and Membership Fees, Less Return Premiums and Premiums on Policies not Taken		3	4	5	6	7	8	9	10	11	12
	1 Direct Premiums Written	2 Direct Premiums Earned	Dividends Paid or Credited to Policyholders on Direct Business	Direct Unearned Premium Reserves	Direct Losses Paid (deducting salvage)	Direct Losses Incurred	Direct Losses Unpaid	Direct Defense and Cost Containment Expense Paid	Direct Defense and Cost Containment Expense Incurred	Direct Defense and Cost Containment Expense Unpaid	Commissions and Brokerage Expenses	Taxes, Licenses and Fees
3404. Uninsured Motorist	0	0	0	0	0	0	0	0	0	0	0	0
3497. Summary of remaining write-ins for Line 34 from overflow page	0	0	0	0	0	0	0	0	0	0	0	0



ANNUAL STATEMENT FOR THE YEAR 2023 OF THE GREAT AMERICAN ALLIANCE INSURANCE COMPANY

EXHIBIT OF PREMIUMS AND LOSSES (Statutory Page 14)

NAIC Group Code 0084 BUSINESS IN THE STATE OF North Carolina DURING THE YEAR 2023 NAIC Company Code 26832

Line of Business		Gross Premiums, Including Policy and Membership Fees, Less Return Premiums and Premiums on Policies not Taken		3	4	5	6	7	8	9	10	11	12
		1	2										
		Direct Premiums Written	Direct Premiums Earned	Dividends Paid or Credited to Policyholders on Direct Business	Direct Unearned Premium Reserves	Direct Losses Paid (deducting salvage)	Direct Losses Incurred	Direct Losses Unpaid	Direct Defense and Cost Containment Expense Paid	Direct Defense and Cost Containment Expense Incurred	Direct Defense and Cost Containment Expense Unpaid	Commissions and Brokerage Expenses	Taxes, Licenses and Fees
1.	Fire	0	0	0	0	0	0	0	0	0	0	0	0
2.1	Allied Lines	0	0	0	0	0	1,424	0	3,804	1,765	1,935	562	(30)
2.2	Multiple Peril Crop	0	0	0	0	0	0	0	0	0	0	0	3
2.3	Federal Flood	0	0	0	0	0	0	0	0	0	0	0	0
2.4	Private Crop	0	0	0	0	0	0	0	0	0	0	0	13
2.5	Private Flood	0	0	0	0	0	0	0	0	0	0	0	0
3.	Farmowners Multiple Peril	174,856	163,951	0	81,032	0	29,430	49,097	0	(22,512)	7,502	37,699	1,120
4.	Homeowners Multiple Peril	0	0	0	0	0	0	0	0	0	0	0	0
5.1	Commercial Multiple Peril (Non-Liability Portion)	413,146	396,467	0	194,309	66,896	42,836	51,738	867	666	6,133	77,516	3,461
5.2	Commercial Multiple Peril (Liability Portion)	79,371	101,117	0	34,339	12,634	(18,774)	64,471	0	3,738	53,379	15,829	584
6.	Mortgage Guaranty	0	0	0	0	0	0	0	0	0	0	0	0
8.	Ocean Marine	0	0	0	0	0	0	0	0	0	0	0	1
9.	Inland Marine	92,452	93,772	0	10,614	14,538	20,699	10,073	2,243	1,480	392	23,624	651
10.	Financial Guaranty	0	0	0	0	0	0	0	0	0	0	0	0
11.1	Medical Professional Liability - Occurrence	0	0	0	0	0	0	0	0	0	0	0	0
11.2	Medical Professional Liability - Claims-Made	0	0	0	0	0	0	0	0	0	0	0	0
12.	Earthquake	950	88	0	862	0	0	0	0	0	0	146	0
13.1	Comprehensive (hospital and medical) ind (b)	0	0	0	0	0	0	0	0	0	0	0	0
13.2	Comprehensive (hospital and medical) group (b)	0	0	0	0	0	0	0	0	0	0	0	0
14.	Credit A&H (Group and Individual)	0	0	0	0	0	0	0	0	0	0	0	0
15.1	Vision Only (b).....	0	0	0	0	0	0	0	0	0	0	0	0
15.2	Dental Only (b)	0	0	0	0	0	0	0	0	0	0	0	0
15.3	Disability Income (b)	0	0	0	0	0	0	0	0	0	0	0	0
15.4	Medicare Supplement (b)	0	0	0	0	0	0	0	0	0	0	0	0
15.5	Medicaid Title XIX (b)	0	0	0	0	0	0	0	0	0	0	0	0
15.6	Medicare Title XVIII (b).....	0	0	0	0	0	0	0	0	0	0	0	0
15.7	Long-Term Care (b)	0	0	0	0	0	0	0	0	0	0	0	0
15.8	Federal Employees Health Benefits Plan (b)	0	0	0	0	0	0	0	0	0	0	0	0
15.9	Other Health (b)	0	0	0	0	0	0	0	0	0	0	0	1
16.	Workers' Compensation	11,884,799	12,672,688	0	4,074,883	1,609,632	(803,493)	13,180,972	109,513	171,091	1,591,955	1,604,033	103,818
17.1	Other Liability - Occurrence	689,322	632,748	0	390,377	1,010,500	771,194	1,094,867	28,166	9,353	107,741	91,148	1,806
17.2	Other Liability - Claims-Made	411	240	0	285	0	(2,415)	43,741	0	(3,159)	8,131	63	11
17.3	Excess Workers' Compensation	0	0	0	0	0	0	0	0	0	0	0	0
18.1	Products Liability - Occurrence	14	47	0	0	0	(12)	32	0	1	(9)	2	7
18.2	Products Liability - Claims-Made	0	0	0	0	0	0	0	0	0	0	0	0
19.1	Private Passenger Auto No-Fault (Personal Injury Protection)	0	0	0	0	0	0	0	0	0	0	0	0
19.2	Other Private Passenger Auto Liability	0	0	0	0	0	0	0	0	0	0	0	0
19.3	Commercial Auto No-Fault (Personal Injury Protection)	0	0	0	0	0	0	0	0	0	0	0	0
19.4	Other Commercial Auto Liability	259,729	297,108	0	132,599	472,920	292,065	325,454	5,644	10,525	70,082	29,622	1,478
21.1	Private Passenger Auto Physical Damage	0	0	0	0	0	0	0	0	0	0	0	0
21.2	Commercial Auto Physical Damage	63,552	71,624	0	28,775	29,948	2,626	11,299	7,967	8,319	2,281	8,419	450
22.	Aircraft (all perils)	78,865	54,151	0	41,023	0	5,174	23,267	0	535	2,116	11,830	433
23.	Fidelity	165,670	220,810	0	260,944	0	45,423	106,636	0	27,809	58,781	54,380	951
24.	Surety	113,315	78,546	0	69,509	0	47	39,249	0	1,741	7,484	43,899	439
26.	Burglary and Theft	0	299	0	10	0	(36)	39	0	(205)	0	47	7
27.	Boiler and Machinery	31,865	29,615	0	15,436	20,323	17,727	1,492	0	(3,067)	196	6,156	247
28.	Credit	0	0	0	0	0	(21)	0	0	0	0	0	5
29.	International	0	0	0	0	0	0	0	0	0	0	0	0
30.	Warranty	0	0	0	0	0	0	0	0	0	0	0	0
31.	Reins nonproportional assumed property	XXX	XXX	XXX	XXX	XXX	XXX	XXX	XXX	XXX	XXX	XXX	XXX
32.	Reins nonproportional assumed liability	XXX	XXX	XXX	XXX	XXX	XXX	XXX	XXX	XXX	XXX	XXX	XXX
33.	Reins nonproportional assumed financial lines	XXX	XXX	XXX	XXX	XXX	XXX	XXX	XXX	XXX	XXX	XXX	XXX
34.	Aggregate Write-Ins for Other Lines of Business	0	0	0	0	0	0	0	0	0	0	0	0
35.	Total (a)	14,048,612	14,813,272	0	5,334,996	3,237,392	403,893	15,006,230	154,400	208,080	1,918,098	2,004,873	115,454
DETAILS OF WRITE-INS													
3401.	Collateral Protection	0	0	0	0	0	0	0	0	0	0	0	0
3402.	Involuntary Unemployment	0	0	0	0	0	0	0	0	0	0	0	0
3403.	Patent risk	0	0	0	0	0	0	0	0	0	0	0	0
3498.	Summary of remaining write-ins for Line 34 from overflow page	0	0	0	0	0	0	0	0	0	0	0	0
3499.	Totals (Lines 3401 thru 3403 plus 3498)(Line 34 above)	0	0	0	0	0	0	0	0	0	0	0	0

(a) Finance and service charges not included in Lines 1 to 35 \$0
(b) For health business on indicated lines report: Number of persons insured under PPO managed care products0 and number of persons insured under indemnity only products0

ANNUAL STATEMENT FOR THE YEAR 2023 OF THE GREAT AMERICAN ALLIANCE INSURANCE COMPANY

EXHIBIT OF PREMIUMS AND LOSSES

OVERFLOW PAGE FOR WRITE-INS

Additional Write-ins for Exhibit of Premiums and Losses Line 34

Line of Business	Gross Premiums, Including Policy and Membership Fees, Less Return Premiums and Premiums on Policies not Taken		3	4	5	6	7	8	9	10	11	12
	1 Direct Premiums Written	2 Direct Premiums Earned	Dividends Paid or Credited to Policyholders on Direct Business	Direct Unearned Premium Reserves	Direct Losses Paid (deducting salvage)	Direct Losses Incurred	Direct Losses Unpaid	Direct Defense and Cost Containment Expense Paid	Direct Defense and Cost Containment Expense Incurred	Direct Defense and Cost Containment Expense Unpaid	Commissions and Brokerage Expenses	Taxes, Licenses and Fees
3404. Uninsured Motorist	0	0	0	0	0	0	0	0	0	0	0	0
3497. Summary of remaining write-ins for Line 34 from overflow page	0	0	0	0	0	0	0	0	0	0	0	0



ANNUAL STATEMENT FOR THE YEAR 2023 OF THE GREAT AMERICAN ALLIANCE INSURANCE COMPANY

EXHIBIT OF PREMIUMS AND LOSSES (Statutory Page 14)

NAIC Group Code 0084 BUSINESS IN THE STATE OF North Dakota DURING THE YEAR 2023 NAIC Company Code 26832

Line of Business		Gross Premiums, Including Policy and Membership Fees, Less Return Premiums and Premiums on Policies not Taken		3	4	5	6	7	8	9	10	11	12
		1	2										
		Direct Premiums Written	Direct Premiums Earned	Dividends Paid or Credited to Policyholders on Direct Business	Direct Unearned Premium Reserves	Direct Losses Paid (deducting salvage)	Direct Losses Incurred	Direct Losses Unpaid	Direct Defense and Cost Containment Expense Paid	Direct Defense and Cost Containment Expense Incurred	Direct Defense and Cost Containment Expense Unpaid	Commissions and Brokerage Expenses	Taxes, Licenses and Fees
1.	Fire	(67)	325	0	0	0	150	229	0	31	154	(17)	26
2.1	Allied Lines	(183)	886	0	0	0	401	592	0	98	400	(46)	71
2.2	Multiple Peril Crop	0	0	0	0	0	0	0	0	0	0	0	63
2.3	Federal Flood	0	0	0	0	0	0	0	0	0	0	0	0
2.4	Private Crop	0	0	0	0	0	0	0	0	0	0	0	6
2.5	Private Flood	0	0	0	0	0	0	0	0	0	0	0	0
3.	Farmowners Multiple Peril	0	0	0	0	0	(1,574)	582	0	(1,283)	6	0	1
4.	Homeowners Multiple Peril	0	0	0	0	0	0	0	0	0	0	0	0
5.1	Commercial Multiple Peril (Non-Liability Portion)	17,540	21,556	0	11,521	0	8,770	9,992	0	2,529	3,791	5,646	1,726
5.2	Commercial Multiple Peril (Liability Portion)	10,722	10,237	0	6,392	0	2,403	6,753	0	1,720	3,383	3,419	843
6.	Mortgage Guaranty	0	0	0	0	0	0	0	0	0	0	0	0
8.	Ocean Marine	0	0	0	0	0	0	0	0	0	0	0	0
9.	Inland Marine	3,887	3,794	0	108	0	(989)	206	0	34	32	1,070	797
10.	Financial Guaranty	0	0	0	0	0	0	0	0	0	0	0	0
11.1	Medical Professional Liability - Occurrence	0	0	0	0	0	0	0	0	0	0	0	0
11.2	Medical Professional Liability - Claims-Made	0	0	0	0	0	0	0	0	0	0	0	0
12.	Earthquake	0	0	0	0	0	0	0	0	0	0	0	0
13.1	Comprehensive (hospital and medical) ind (b)	0	0	0	0	0	0	0	0	0	0	0	0
13.2	Comprehensive (hospital and medical) group (b)	0	0	0	0	0	0	0	0	0	0	0	0
14.	Credit A&H (Group and Individual)	0	0	0	0	0	0	0	0	0	0	0	0
15.1	Vision Only (b)	0	0	0	0	0	0	0	0	0	0	0	0
15.2	Dental Only (b)	0	0	0	0	0	0	0	0	0	0	0	0
15.3	Disability Income (b)	0	0	0	0	0	0	0	0	0	0	0	0
15.4	Medicare Supplement (b)	0	0	0	0	0	0	0	0	0	0	0	0
15.5	Medicaid Title XIX (b)	0	0	0	0	0	0	0	0	0	0	0	0
15.6	Medicare Title XVIII (b)	0	0	0	0	0	0	0	0	0	0	0	0
15.7	Long-Term Care (b)	0	0	0	0	0	0	0	0	0	0	0	0
15.8	Federal Employees Health Benefits Plan (b)	0	0	0	0	0	0	0	0	0	0	0	0
15.9	Other Health (b)	0	0	0	0	0	0	0	0	0	0	0	0
16.	Workers' Compensation	19,813	22,488	0	8,589	0	2,312	12,433	0	180	1,328	2,234	1,835
17.1	Other Liability - Occurrence	66,900	95,423	0	28,234	0	(19,993)	148,480	0	272	22,088	14,348	5,854
17.2	Other Liability - Claims-Made	0	0	0	0	0	(275)	2,290	0	(2)	245	0	1
17.3	Excess Workers' Compensation	0	0	0	0	0	0	0	0	0	0	0	0
18.1	Products Liability - Occurrence	0	0	0	0	0	0	0	0	0	0	0	1
18.2	Products Liability - Claims-Made	0	0	0	0	0	0	0	0	0	0	0	0
19.1	Private Passenger Auto No-Fault (Personal Injury Protection)	0	0	0	0	0	0	0	0	0	0	0	0
19.2	Other Private Passenger Auto Liability	0	0	0	0	0	0	0	0	0	0	0	0
19.3	Commercial Auto No-Fault (Personal Injury Protection)	258	232	0	114	0	15	76	0	37	76	82	19
19.4	Other Commercial Auto Liability	8,541	7,869	0	4,289	0	328	2,675	0	1,199	2,411	2,686	635
21.1	Private Passenger Auto Physical Damage	0	0	0	0	0	0	0	0	0	0	0	0
21.2	Commercial Auto Physical Damage	22,026	18,494	0	11,566	4,129	4,650	1,100	0	379	505	6,970	1,443
22.	Aircraft (all perils)	35,250	24,285	0	26,697	0	2,281	8,447	0	71	895	5,288	1,741
23.	Fidelity	5,279	38,583	0	7,148	0	6,540	19,866	0	4,499	11,876	1,688	447
24.	Surety	1,641	1,077	0	834	0	(9)	458	0	15	74	704	74
26.	Burglary and Theft	0	0	0	0	0	0	0	0	0	0	0	0
27.	Boiler and Machinery	2,735	2,910	0	2,035	0	1,165	1,170	0	(11)	0	875	235
28.	Credit	0	0	0	0	0	0	0	0	0	0	0	0
29.	International	0	0	0	0	0	0	0	0	0	0	0	0
30.	Warranty	0	0	0	0	0	0	0	0	0	0	0	0
31.	Reins nonproportional assumed property	XXX	XXX	XXX	XXX	XXX	XXX	XXX	XXX	XXX	XXX	XXX	XXX
32.	Reins nonproportional assumed liability	XXX	XXX	XXX	XXX	XXX	XXX	XXX	XXX	XXX	XXX	XXX	XXX
33.	Reins nonproportional assumed financial lines	XXX	XXX	XXX	XXX	XXX	XXX	XXX	XXX	XXX	XXX	XXX	XXX
34.	Aggregate Write-Ins for Other Lines of Business	0	0	0	0	0	0	0	0	0	0	0	0
35.	Total (a)	194,342	248,160	0	107,525	4,129	6,176	215,347	0	9,769	47,266	44,947	15,818
DETAILS OF WRITE-INS													
3401.	Collateral Protection	0	0	0	0	0	0	0	0	0	0	0	0
3402.	Involuntary Unemployment	0	0	0	0	0	0	0	0	0	0	0	0
3403.	Patent risk	0	0	0	0	0	0	0	0	0	0	0	0
3498.	Summary of remaining write-ins for Line 34 from overflow page	0	0	0	0	0	0	0	0	0	0	0	0
3499.	Totals (Lines 3401 thru 3403 plus 3498)(Line 34 above)	0	0	0	0	0	0	0	0	0	0	0	0

(a) Finance and service charges not included in Lines 1 to 35 \$0
(b) For health business on indicated lines report: Number of persons insured under PPO managed care products0 and number of persons insured under indemnity only products0 .

ANNUAL STATEMENT FOR THE YEAR 2023 OF THE GREAT AMERICAN ALLIANCE INSURANCE COMPANY

EXHIBIT OF PREMIUMS AND LOSSES

OVERFLOW PAGE FOR WRITE-INS

Additional Write-ins for Exhibit of Premiums and Losses Line 34

Line of Business	Gross Premiums, Including Policy and Membership Fees, Less Return Premiums and Premiums on Policies not Taken		3	4	5	6	7	8	9	10	11	12
	1 Direct Premiums Written	2 Direct Premiums Earned	Dividends Paid or Credited to Policyholders on Direct Business	Direct Unearned Premium Reserves	Direct Losses Paid (deducting salvage)	Direct Losses Incurred	Direct Losses Unpaid	Direct Defense and Cost Containment Expense Paid	Direct Defense and Cost Containment Expense Incurred	Direct Defense and Cost Containment Expense Unpaid	Commissions and Brokerage Expenses	Taxes, Licenses and Fees
3404. Uninsured Motorist	0	0	0	0	0	0	0	0	0	0	0	0
3497. Summary of remaining write-ins for Line 34 from overflow page	0	0	0	0	0	0	0	0	0	0	0	0



ANNUAL STATEMENT FOR THE YEAR 2023 OF THE GREAT AMERICAN ALLIANCE INSURANCE COMPANY

EXHIBIT OF PREMIUMS AND LOSSES (Statutory Page 14)

NAIC Group Code 0084

BUSINESS IN THE STATE OF Ohio

DURING THE YEAR 2023

NAIC Company Code 26832

Line of Business		Gross Premiums, Including Policy and Membership Fees, Less Return Premiums and Premiums on Policies not Taken		3 Dividends Paid or Credited to Policyholders on Direct Business	4 Direct Unearned Premium Reserves	5 Direct Losses Paid (deducting salvage)	6 Direct Losses Incurred	7 Direct Losses Unpaid	8 Direct Defense and Cost Containment Expense Paid	9 Direct Defense and Cost Containment Expense Incurred	10 Direct Defense and Cost Containment Expense Unpaid	11 Commissions and Brokerage Expenses	12 Taxes, Licenses and Fees
		1 Direct Premiums Written	2 Direct Premiums Earned										
1.	Fire	0	1	0	0	0	(40)	7	0	0	0	0	0
2.1	Allied Lines	0	12	0	0	0	(62)	22	0	0	20	0	0
2.2	Multiple Peril Crop	0	0	0	0	0	0	0	0	0	0	0	19
2.3	Federal Flood	0	0	0	0	0	0	0	0	0	0	0	0
2.4	Private Crop	0	0	0	0	0	0	0	0	0	0	0	4
2.5	Private Flood	0	0	0	0	0	0	0	0	0	0	0	0
3.	Farmowners Multiple Peril	46,741	42,634	0	19,896	91,086	97,212	13,447	27,255	20,265	1,748	10,907	496
4.	Homeowners Multiple Peril	0	0	0	0	0	0	0	0	0	0	0	0
5.1	Commercial Multiple Peril (Non-Liability Portion)	443,690	576,573	0	161,686	1,308,590	1,089,603	461,344	27,073	30,054	59,665	106,147	3,392
5.2	Commercial Multiple Peril (Liability Portion)	80,872	80,818	0	40,335	97,972	(85,254)	109,854	20	3,591	41,225	18,971	694
6.	Mortgage Guaranty	0	0	0	0	0	0	0	0	0	0	0	0
8.	Ocean Marine	0	0	0	0	0	0	0	0	0	0	0	1
9.	Inland Marine	79,072	80,079	0	6,407	54,362	49,315	13,861	7,864	6,310	2,460	21,488	1,119
10.	Financial Guaranty	0	0	0	0	0	0	0	0	0	0	0	0
11.1	Medical Professional Liability - Occurrence	0	0	0	0	0	0	0	0	0	0	0	0
11.2	Medical Professional Liability - Claims-Made	0	0	0	0	0	0	0	0	0	0	0	0
12.	Earthquake	3,092	1,156	0	2,410	0	46	120	0	0	2	863	44
13.1	Comprehensive (hospital and medical) ind (b)	0	0	0	0	0	0	0	0	0	0	0	0
13.2	Comprehensive (hospital and medical) group (b)	0	0	0	0	0	0	0	0	0	0	0	0
14.	Credit A&H (Group and Individual)	0	0	0	0	0	0	0	0	0	0	0	0
15.1	Vision Only (b)	0	0	0	0	0	0	0	0	0	0	0	0
15.2	Dental Only (b)	0	0	0	0	0	0	0	0	0	0	0	0
15.3	Disability Income (b)	0	0	0	0	0	0	0	0	0	0	0	0
15.4	Medicare Supplement (b)	0	0	0	0	0	0	0	0	0	0	0	0
15.5	Medicaid Title XIX (b)	0	0	0	0	0	0	0	0	0	0	0	0
15.6	Medicare Title XVIII (b)	0	0	0	0	0	0	0	0	0	0	0	0
15.7	Long-Term Care (b)	0	0	0	0	0	0	0	0	0	0	0	0
15.8	Federal Employees Health Benefits Plan (b)	0	0	0	0	0	0	0	0	0	0	0	0
15.9	Other Health (b)	0	0	0	0	0	0	0	0	0	0	0	2
16.	Workers' Compensation	220,821	207,738	0	57,283	0	27,991	189,897	0	1,154	24,294	21,487	1,413
17.1	Other Liability - Occurrence	1,307,875	1,210,696	0	589,216	1,950,000	7,376,422	7,281,657	65,762	(16,116)	200,816	211,760	13,490
17.2	Other Liability - Claims-Made	2,065	2,043	0	749	0	(2,675)	14,986	0	(3,810)	1,916	383	36
17.3	Excess Workers' Compensation	0	0	0	0	0	0	0	0	0	0	0	0
18.1	Products Liability - Occurrence	0	0	0	0	0	(81)	13	0	(70)	10	0	3
18.2	Products Liability - Claims-Made	0	0	0	0	0	0	0	0	0	0	0	0
19.1	Private Passenger Auto No-Fault (Personal Injury Protection)	0	0	0	0	0	0	0	0	0	0	0	0
19.2	Other Private Passenger Auto Liability	0	0	0	0	0	0	0	0	0	0	0	0
19.3	Commercial Auto No-Fault (Personal Injury Protection)	0	0	0	0	0	0	0	0	0	0	0	0
19.4	Other Commercial Auto Liability	67,782	65,285	0	26,815	444	(17,942)	86,225	0	2,381	26,128	13,886	643
21.1	Private Passenger Auto Physical Damage	0	0	0	0	0	0	0	0	0	0	0	0
21.2	Commercial Auto Physical Damage	35,830	36,602	0	9,830	(803)	(2,039)	5,074	0	287	1,476	7,225	421
22.	Aircraft (all perils)	166,581	167,065	0	105,296	0	3,335	78,358	0	(1,045)	7,738	21,894	2,216
23.	Fidelity	856,545	769,290	0	1,039,067	85,861	229,215	375,800	0	91,304	218,017	273,695	7,600
24.	Surety	72,269	64,131	0	49,150	0	6,491	31,886	0	4,105	11,725	28,039	871
26.	Burglary and Theft	0	0	0	0	0	0	0	0	0	0	0	0
27.	Boiler and Machinery	20,341	22,340	0	9,413	3,253	14,246	12,738	92	(405)	(496)	4,549	135
28.	Credit	(3,635)	(3,635)	0	0	0	13,314	14,419	0	0	0	0	(45)
29.	International	0	0	0	0	0	0	0	0	0	0	0	0
30.	Warranty	0	0	0	0	0	(1)	0	0	0	0	0	0
31.	Reins nonproportional assumed property	XXX	XXX	XXX	XXX	XXX	XXX	XXX	XXX	XXX	XXX	XXX	XXX
32.	Reins nonproportional assumed liability	XXX	XXX	XXX	XXX	XXX	XXX	XXX	XXX	XXX	XXX	XXX	XXX
33.	Reins nonproportional assumed financial lines	XXX	XXX	XXX	XXX	XXX	XXX	XXX	XXX	XXX	XXX	XXX	XXX
34.	Aggregate Write-Ins for Other Lines of Business	0	0	0	0	0	4	0	0	0	0	0	1
35.	Total (a)	3,399,941	3,322,827	0	2,111,553	3,590,764	8,799,099	8,689,708	128,067	138,001	596,745	741,295	32,555
DETAILS OF WRITE-INS													
3401.	Collateral Protection	0	0	0	0	0	4	0	0	0	0	0	1
3402.	Involuntary Unemployment	0	0	0	0	0	0	0	0	0	0	0	0
3403.	Patent risk	0	0	0	0	0	0	0	0	0	0	0	0
3498.	Summary of remaining write-ins for Line 34 from overflow page	0	0	0	0	0	0	0	0	0	0	0	0
3499.	Totals (Lines 3401 thru 3403 plus 3498)(Line 34 above)	0	0	0	0	0	4	0	0	0	0	0	1

(a) Finance and service charges not included in Lines 1 to 35 \$ 0

(b) For health business on indicated lines report: Number of persons insured under PPO managed care products 0 and number of persons insured under indemnity only products 0

ANNUAL STATEMENT FOR THE YEAR 2023 OF THE GREAT AMERICAN ALLIANCE INSURANCE COMPANY

EXHIBIT OF PREMIUMS AND LOSSES

OVERFLOW PAGE FOR WRITE-INS

Additional Write-ins for Exhibit of Premiums and Losses Line 34

Line of Business	Gross Premiums, Including Policy and Membership Fees, Less Return Premiums and Premiums on Policies not Taken		3	4	5	6	7	8	9	10	11	12
	1 Direct Premiums Written	2 Direct Premiums Earned	Dividends Paid or Credited to Policyholders on Direct Business	Direct Unearned Premium Reserves	Direct Losses Paid (deducting salvage)	Direct Losses Incurred	Direct Losses Unpaid	Direct Defense and Cost Containment Expense Paid	Direct Defense and Cost Containment Expense Incurred	Direct Defense and Cost Containment Expense Unpaid	Commissions and Brokerage Expenses	Taxes, Licenses and Fees
3404. Uninsured Motorist	0	0	0	0	0	0	0	0	0	0	0	0
3497. Summary of remaining write-ins for Line 34 from overflow page	0	0	0	0	0	0	0	0	0	0	0	0



ANNUAL STATEMENT FOR THE YEAR 2023 OF THE GREAT AMERICAN ALLIANCE INSURANCE COMPANY

EXHIBIT OF PREMIUMS AND LOSSES (Statutory Page 14)

NAIC Group Code 0084 BUSINESS IN THE STATE OF Oklahoma DURING THE YEAR 2023 NAIC Company Code 26832

Line of Business		Gross Premiums, Including Policy and Membership Fees, Less Return Premiums and Premiums on Policies not Taken		3	4	5	6	7	8	9	10	11	12
		1	2										
		Direct Premiums Written	Direct Premiums Earned	Dividends Paid or Credited to Policyholders on Direct Business	Direct Unearned Premium Reserves	Direct Losses Paid (deducting salvage)	Direct Losses Incurred	Direct Losses Unpaid	Direct Defense and Cost Containment Expense Paid	Direct Defense and Cost Containment Expense Incurred	Direct Defense and Cost Containment Expense Unpaid	Commissions and Brokerage Expenses	Taxes, Licenses and Fees
1.	Fire	0	0	0	0	0	0	0	0	0	0	0	0
2.1	Allied Lines	0	0	0	0	0	0	0	0	0	0	0	2
2.2	Multiple Peril Crop	0	0	0	0	0	0	0	0	0	0	0	12
2.3	Federal Flood	0	0	0	0	0	0	0	0	0	0	0	0
2.4	Private Crop	0	0	0	0	0	0	0	0	0	0	0	0
2.5	Private Flood	0	0	0	0	0	0	0	0	0	0	0	0
3.	Farmowners Multiple Peril	0	0	0	0	0	0	0	0	0	0	0	0
4.	Homeowners Multiple Peril	0	0	0	0	0	0	0	0	0	0	0	0
5.1	Commercial Multiple Peril (Non-Liability Portion)	23,164	15,735	0	14,273	0	(1,574)	2,909	0	470	1,305	3,746	530
5.2	Commercial Multiple Peril (Liability Portion)	10,115	19,579	0	2,295	2,254	2,601	10,360	0	1,366	5,932	1,612	221
6.	Mortgage Guaranty	0	0	0	0	0	0	0	0	0	0	0	0
8.	Ocean Marine	0	0	0	0	0	0	0	0	0	0	0	0
9.	Inland Marine	22,526	21,993	0	578	4,527	4,273	868	0	114	0	6,004	1,245
10.	Financial Guaranty	0	0	0	0	0	0	0	0	0	0	0	0
11.1	Medical Professional Liability - Occurrence	0	0	0	0	0	(3)	0	0	(3)	0	0	0
11.2	Medical Professional Liability - Claims-Made	0	0	0	0	0	0	0	0	0	0	0	0
12.	Earthquake	0	0	0	0	0	0	0	0	0	0	0	0
13.1	Comprehensive (hospital and medical) ind (b)	0	0	0	0	0	0	0	0	0	0	0	0
13.2	Comprehensive (hospital and medical) group (b)	0	0	0	0	0	0	0	0	0	0	0	0
14.	Credit A&H (Group and Individual)	0	0	0	0	0	0	0	0	0	0	0	0
15.1	Vision Only (b)	0	0	0	0	0	0	0	0	0	0	0	0
15.2	Dental Only (b)	0	0	0	0	0	0	0	0	0	0	0	0
15.3	Disability Income (b)	0	0	0	0	0	0	0	0	0	0	0	0
15.4	Medicare Supplement (b)	0	0	0	0	0	0	0	0	0	0	0	0
15.5	Medicaid Title XIX (b)	0	0	0	0	0	0	0	0	0	0	0	0
15.6	Medicare Title XVIII (b)	0	0	0	0	0	0	0	0	0	0	0	0
15.7	Long-Term Care (b)	0	0	0	0	0	0	0	0	0	0	0	0
15.8	Federal Employees Health Benefits Plan (b)	0	0	0	0	0	0	0	0	0	0	0	0
15.9	Other Health (b)	0	0	0	0	0	0	0	0	0	0	0	0
16.	Workers' Compensation	7,408,406	7,165,273	0	2,390,284	1,183,240	20,128	8,327,948	138,321	214,468	773,417	1,271,754	238,268
17.1	Other Liability - Occurrence	208,401	201,524	0	80,536	0	24,219	456,478	0	(8,226)	43,836	28,632	4,705
17.2	Other Liability - Claims-Made	223	223	0	164	0	(1,782)	17,140	0	0	1,866	35	9
17.3	Excess Workers' Compensation	0	0	0	0	0	0	0	0	0	0	0	0
18.1	Products Liability - Occurrence	0	0	0	0	0	3	9	0	(8)	(4)	0	0
18.2	Products Liability - Claims-Made	0	0	0	0	0	0	0	0	0	0	0	0
19.1	Private Passenger Auto No-Fault (Personal Injury Protection)	0	0	0	0	0	0	0	0	0	0	0	0
19.2	Other Private Passenger Auto Liability	0	0	0	0	0	0	0	0	0	0	0	0
19.3	Commercial Auto No-Fault (Personal Injury Protection)	0	0	0	0	0	0	0	0	0	0	0	0
19.4	Other Commercial Auto Liability	19,511	14,425	0	7,897	0	(1,469)	21,261	0	179	3,716	1,440	460
21.1	Private Passenger Auto Physical Damage	0	0	0	0	0	0	0	0	0	0	0	0
21.2	Commercial Auto Physical Damage	4,294	4,653	0	1,153	0	(976)	1,170	0	34	209	274	99
22.	Aircraft (all perils)	104,208	94,661	0	69,424	0	1,542	47,148	0	(315)	4,561	15,796	2,337
23.	Fidelity	457,178	464,528	0	576,289	131,152	219,158	257,660	0	59,127	153,998	145,390	10,326
24.	Surety	12,631	10,740	0	7,773	0	(127)	5,505	0	421	1,666	5,049	287
26.	Burglary and Theft	0	0	0	0	0	0	0	0	0	0	0	0
27.	Boiler and Machinery	1,280	836	0	786	0	(7)	4	0	192	192	207	29
28.	Credit	0	0	0	0	0	(22)	0	0	0	0	0	3
29.	International	0	0	0	0	0	0	0	0	0	0	0	0
30.	Warranty	0	0	0	0	0	(1)	0	0	0	0	0	0
31.	Reins nonproportional assumed property	XXX	XXX	XXX	XXX	XXX	XXX	XXX	XXX	XXX	XXX	XXX	XXX
32.	Reins nonproportional assumed liability	XXX	XXX	XXX	XXX	XXX	XXX	XXX	XXX	XXX	XXX	XXX	XXX
33.	Reins nonproportional assumed financial lines	XXX	XXX	XXX	XXX	XXX	XXX	XXX	XXX	XXX	XXX	XXX	XXX
34.	Aggregate Write-Ins for Other Lines of Business	0	0	0	0	0	1	0	0	0	0	0	0
35.	Total (a)	8,271,937	8,014,170	0	3,151,453	1,321,173	265,964	9,148,460	138,321	267,820	990,695	1,479,940	258,534
DETAILS OF WRITE-INS													
3401.	Collateral Protection	0	0	0	0	0	1	0	0	0	0	0	0
3402.	Involuntary Unemployment	0	0	0	0	0	0	0	0	0	0	0	0
3403.	Patent risk	0	0	0	0	0	0	0	0	0	0	0	0
3498.	Summary of remaining write-ins for Line 34 from overflow page	0	0	0	0	0	0	0	0	0	0	0	0
3499.	Totals (Lines 3401 thru 3403 plus 3498)(Line 34 above)	0	0	0	0	0	1	0	0	0	0	0	0

(a) Finance and service charges not included in Lines 1 to 35 \$ 0
(b) For health business on indicated lines report: Number of persons insured under PPO managed care products 0 and number of persons insured under indemnity only products 0

ANNUAL STATEMENT FOR THE YEAR 2023 OF THE GREAT AMERICAN ALLIANCE INSURANCE COMPANY

EXHIBIT OF PREMIUMS AND LOSSES

OVERFLOW PAGE FOR WRITE-INS

Additional Write-ins for Exhibit of Premiums and Losses Line 34

Line of Business	Gross Premiums, Including Policy and Membership Fees, Less Return Premiums and Premiums on Policies not Taken		3	4	5	6	7	8	9	10	11	12
	1 Direct Premiums Written	2 Direct Premiums Earned	Dividends Paid or Credited to Policyholders on Direct Business	Direct Unearned Premium Reserves	Direct Losses Paid (deducting salvage)	Direct Losses Incurred	Direct Losses Unpaid	Direct Defense and Cost Containment Expense Paid	Direct Defense and Cost Containment Expense Incurred	Direct Defense and Cost Containment Expense Unpaid	Commissions and Brokerage Expenses	Taxes, Licenses and Fees
3404. Uninsured Motorist	0	0	0	0	0	0	0	0	0	0	0	0
3497. Summary of remaining write-ins for Line 34 from overflow page	0	0	0	0	0	0	0	0	0	0	0	0



ANNUAL STATEMENT FOR THE YEAR 2023 OF THE GREAT AMERICAN ALLIANCE INSURANCE COMPANY

EXHIBIT OF PREMIUMS AND LOSSES (Statutory Page 14)

NAIC Group Code 0084		BUSINESS IN THE STATE OF Oregon				DURING THE YEAR 2023				NAIC Company Code 26832		
Line of Business	Gross Premiums, Including Policy and Membership Fees, Less Return Premiums and Premiums on Policies not Taken		3 Dividends Paid or Credited to Policyholders on Direct Business	4 Direct Unearned Premium Reserves	5 Direct Losses Paid (deducting salvage)	6 Direct Losses Incurred	7 Direct Losses Unpaid	8 Direct Defense and Cost Containment Expense Paid	9 Direct Defense and Cost Containment Expense Incurred	10 Direct Defense and Cost Containment Expense Unpaid	11 Commissions and Brokerage Expenses	12 Taxes, Licenses and Fees
	1 Direct Premiums Written	2 Direct Premiums Earned										
Fire	0	0	0	0	0	0	0	0	0	0	0	0
Allied Lines	0	0	0	0	0	0	40,283	0	(1,532)	1,040	0	0
Multiple Peril Crop	0	0	0	0	0	0	0	0	0	0	0	2
Federal Flood	0	0	0	0	0	0	0	0	0	0	0	0
Private Crop	0	0	0	0	0	0	0	0	0	0	0	0
Private Flood	0	0	0	0	0	0	0	0	0	0	0	0
Farmowners Multiple Peril	14,911	28,949	0	8,976	0	2,610	15,383	0	(8,756)	1,908	3,708	(550)
Homeowners Multiple Peril	0	0	0	0	0	0	0	0	0	0	0	0
Commercial Multiple Peril (Non-Liability Portion)	717,669	707,151	0	298,669	19,540	(4,312)	90,040	1,111	151	9,787	143,837	(3,006)
Commercial Multiple Peril (Liability Portion)	136,595	131,875	0	53,474	1,636	39,792	665,031	31,718	73,546	75,935	29,259	(434)
Mortgage Guaranty	0	0	0	0	0	0	0	0	0	0	0	0
Ocean Marine	0	0	0	0	0	0	0	0	0	0	0	1
Inland Marine	83,692	83,424	0	5,848	17,185	12,299	3,780	10	163	95	21,520	(214)
Financial Guaranty	0	0	0	0	0	0	0	0	0	0	0	0
Medical Professional Liability - Occurrence	0	0	0	0	0	0	0	0	0	0	0	0
Medical Professional Liability - Claims-Made	0	0	0	0	0	0	0	0	0	0	0	0
Earthquake	0	0	0	0	0	(2)	0	0	0	0	0	0
Comprehensive (hospital and medical) ind (b)	0	0	0	0	0	0	0	0	0	0	0	0
Comprehensive (hospital and medical) group (b)	0	0	0	0	0	0	0	0	0	0	0	0
Credit A&H (Group and Individual)	0	0	0	0	0	0	0	0	0	0	0	0
Vision Only (b)	0	0	0	0	0	0	0	0	0	0	0	0
Dental Only (b)	0	0	0	0	0	0	0	0	0	0	0	0
Disability Income (b)	0	0	0	0	0	0	0	0	0	0	0	0
Medicare Supplement (b)	0	0	0	0	0	0	0	0	0	0	0	0
Medicaid Title XIX (b)	0	0	0	0	0	0	0	0	0	0	0	0
Medicare Title XVIII (b)	0	0	0	0	0	0	0	0	0	0	0	0
Long-Term Care (b)	0	0	0	0	0	0	0	0	0	0	0	0
Federal Employees Health Benefits Plan (b)	0	0	0	0	0	0	0	0	0	0	0	0
Other Health (b)	0	0	0	0	0	0	0	0	0	0	0	0
Workers' Compensation	372,238	359,126	0	155,218	36,742	25,518	307,840	5,046	8,081	54,958	74,229	1,946
Other Liability - Occurrence	1,178,106	1,128,981	0	583,385	0	45,383	1,634,605	0	8,237	118,795	180,049	(3,957)
Other Liability - Claims-Made	150	216	0	119	0	13,125	51,254	0	(7,690)	13,935	23	3
Excess Workers' Compensation	0	0	0	0	0	0	0	0	0	0	0	0
Products Liability - Occurrence	0	0	0	0	0	(18)	9	0	(21)	29	0	1
Products Liability - Claims-Made	0	0	0	0	0	0	0	0	0	0	0	0
Private Passenger Auto No-Fault (Personal Injury Protection)	0	0	0	0	0	0	0	0	0	0	0	0
Other Private Passenger Auto Liability	0	0	0	0	0	0	0	0	0	0	0	0
Commercial Auto No-Fault (Personal Injury Protection)	4,255	6,554	0	720	0	(372)	4,809	0	(127)	1,472	630	(23)
Other Commercial Auto Liability	121,717	200,775	0	24,855	218,962	103,589	185,409	25,172	23,030	44,496	18,629	(841)
Private Passenger Auto Physical Damage	0	0	0	0	0	0	0	0	0	0	0	0
Commercial Auto Physical Damage	43,854	50,672	0	12,575	(33,565)	(19,641)	8,109	58	230	2,272	6,150	(111)
Aircraft (all perils)	137,120	101,405	0	61,758	0	14,918	36,931	0	1,441	3,365	20,699	220
Fidelity	63	12,857	0	9,564	0	2,318	5,898	0	1,471	3,194	231	(250)
Surety	31,711	36,603	0	21,933	0	1,171	18,098	0	1,458	4,291	13,861	(239)
Burglary and Theft	0	0	0	0	0	(7)	4	0	0	0	0	0
Boiler and Machinery	56,486	54,688	0	21,876	8,654	(2,537)	1,981	0	(734)	(83)	11,366	(230)
Credit	0	0	0	0	0	0	0	0	0	0	0	1
International	0	0	0	0	0	0	0	0	0	0	0	0
Warranty	0	0	0	0	0	0	0	0	0	0	0	0
Reins nonproportional assumed property	XXX	XXX	XXX	XXX	XXX	XXX	XXX	XXX	XXX	XXX	XXX	XXX
Reins nonproportional assumed liability	XXX	XXX	XXX	XXX	XXX	XXX	XXX	XXX	XXX	XXX	XXX	XXX
Reins nonproportional assumed financial lines	XXX	XXX	XXX	XXX	XXX	XXX	XXX	XXX	XXX	XXX	XXX	XXX
Aggregate Write-Ins for Other Lines of Business	0	0	0	0	0	0	0	0	0	0	0	0
Total (a)	2,898,567	2,903,275	0	1,258,969	269,155	233,834	3,069,465	63,114	98,949	335,488	524,190	(7,683)
DETAILS OF WRITE-INS												
Collateral Protection	0	0	0	0	0	0	0	0	0	0	0	0
Involuntary Unemployment	0	0	0	0	0	0	0	0	0	0	0	0
Patent risk	0	0	0	0	0	0	0	0	0	0	0	0
Summary of remaining write-ins for Line 34 from overflow page	0	0	0	0	0	0	0	0	0	0	0	0
Totals (Lines 3401 thru 3403 plus 3498)(Line 34 above)	0	0	0	0	0	0	0	0	0	0	0	0

(a) Finance and service charges not included in Lines 1 to 35 \$0
(b) For health business on indicated lines report: Number of persons insured under PPO managed care products0 and number of persons insured under indemnity only products0 .

ANNUAL STATEMENT FOR THE YEAR 2023 OF THE GREAT AMERICAN ALLIANCE INSURANCE COMPANY

EXHIBIT OF PREMIUMS AND LOSSES

OVERFLOW PAGE FOR WRITE-INS

Additional Write-ins for Exhibit of Premiums and Losses Line 34

Line of Business	Gross Premiums, Including Policy and Membership Fees, Less Return Premiums and Premiums on Policies not Taken		3	4	5	6	7	8	9	10	11	12
	1 Direct Premiums Written	2 Direct Premiums Earned	Dividends Paid or Credited to Policyholders on Direct Business	Direct Unearned Premium Reserves	Direct Losses Paid (deducting salvage)	Direct Losses Incurred	Direct Losses Unpaid	Direct Defense and Cost Containment Expense Paid	Direct Defense and Cost Containment Expense Incurred	Direct Defense and Cost Containment Expense Unpaid	Commissions and Brokerage Expenses	Taxes, Licenses and Fees
3404. Uninsured Motorist	0	0	0	0	0	0	0	0	0	0	0	0
3497. Summary of remaining write-ins for Line 34 from overflow page	0	0	0	0	0	0	0	0	0	0	0	0



ANNUAL STATEMENT FOR THE YEAR 2023 OF THE GREAT AMERICAN ALLIANCE INSURANCE COMPANY

EXHIBIT OF PREMIUMS AND LOSSES (Statutory Page 14)

NAIC Group Code 0084

BUSINESS IN THE STATE OF Pennsylvania

DURING THE YEAR 2023

NAIC Company Code 26832

Line of Business		Gross Premiums, Including Policy and Membership Fees, Less Return Premiums and Premiums on Policies not Taken		3	4	5	6	7	8	9	10	11	12
		1	2										
		Direct Premiums Written	Direct Premiums Earned	Dividends Paid or Credited to Policyholders on Direct Business	Direct Unearned Premium Reserves	Direct Losses Paid (deducting salvage)	Direct Losses Incurred	Direct Losses Unpaid	Direct Defense and Cost Containment Expense Paid	Direct Defense and Cost Containment Expense Incurred	Direct Defense and Cost Containment Expense Unpaid	Commissions and Brokerage Expenses	Taxes, Licenses and Fees
1.	Fire	0	0	0	0	0	(3)	2	0	0	9	0	1
2.1	Allied Lines	0	0	0	0	0	(40)	7	3,926	3,919	15	0	1
2.2	Multiple Peril Crop	0	0	0	0	0	0	0	0	0	0	0	0
2.3	Federal Flood	0	0	0	0	0	0	0	0	0	0	0	0
2.4	Private Crop	0	0	0	0	0	0	0	0	0	0	0	0
2.5	Private Flood	0	0	0	0	0	0	0	0	0	0	0	0
3.	Farmowners Multiple Peril	113,181	98,382	0	73,586	0	16,097	32,905	0	(20,908)	3,269	25,846	2,209
4.	Homeowners Multiple Peril	0	0	0	0	0	0	0	0	0	0	0	0
5.1	Commercial Multiple Peril (Non-Liability Portion)	669,553	666,369	0	246,030	180,425	106,224	167,792	20,607	35,123	51,968	150,587	13,067
5.2	Commercial Multiple Peril (Liability Portion)	305,874	319,766	0	105,512	166,050	253,971	754,539	74,892	164,052	178,117	68,512	5,944
6.	Mortgage Guaranty	0	0	0	0	0	0	0	0	0	0	0	0
8.	Ocean Marine	0	0	0	0	0	0	0	0	0	0	0	1
9.	Inland Marine	184,020	189,002	0	31,912	33,615	45,636	78,284	1,882	10,314	28,581	51,311	4,064
10.	Financial Guaranty	0	0	0	0	0	0	0	0	0	0	0	0
11.1	Medical Professional Liability - Occurrence	0	0	0	0	0	(2)	0	0	(2)	0	0	0
11.2	Medical Professional Liability - Claims-Made	0	0	0	0	0	(4)	0	0	(4)	0	0	0
12.	Earthquake	17,587	11,638	0	5,949	0	4,674	4,674	0	0	0	5,420	350
13.1	Comprehensive (hospital and medical) ind (b)	0	0	0	0	0	0	0	0	0	0	0	0
13.2	Comprehensive (hospital and medical) group (b)	0	0	0	0	0	0	0	0	0	0	0	0
14.	Credit A&H (Group and Individual)	0	0	0	0	0	0	0	0	0	0	0	0
15.1	Vision Only (b)	0	0	0	0	0	0	0	0	0	0	0	0
15.2	Dental Only (b)	0	0	0	0	0	0	0	0	0	0	0	0
15.3	Disability Income (b)	0	0	0	0	0	0	0	0	0	0	0	0
15.4	Medicare Supplement (b)	0	0	0	0	0	0	0	0	0	0	0	0
15.5	Medicaid Title XIX (b)	0	0	0	0	0	0	0	0	0	0	0	0
15.6	Medicare Title XVIII (b)	0	0	0	0	0	0	0	0	0	0	0	0
15.7	Long-Term Care (b)	0	0	0	0	0	0	0	0	0	0	0	0
15.8	Federal Employees Health Benefits Plan (b)	0	0	0	0	0	0	0	0	0	0	0	0
15.9	Other Health (b)	0	0	0	0	0	0	0	0	0	0	0	2
16.	Workers' Compensation	11,704,356	11,810,290	0	4,026,045	2,553,282	2,561,774	12,914,108	213,272	360,584	1,294,192	1,587,654	228,009
17.1	Other Liability - Occurrence	2,307,168	2,920,377	0	956,628	0	1,287,616	3,669,218	8,713	100,583	418,815	398,059	43,462
17.2	Other Liability - Claims-Made	875	875	0	347	0	(5,228)	17,302	0	(261)	2,144	207	36
17.3	Excess Workers' Compensation	0	0	0	0	0	0	0	0	0	0	0	0
18.1	Products Liability - Occurrence	431	613	0	239	0	(137)	505	0	48	317	99	10
18.2	Products Liability - Claims-Made	0	0	0	0	0	0	0	0	0	0	0	1
19.1	Private Passenger Auto No-Fault (Personal Injury Protection)	0	0	0	0	0	0	5,000	0	0	3,000	0	0
19.2	Other Private Passenger Auto Liability	0	0	0	0	0	0	15,000	0	0	8,000	0	0
19.3	Commercial Auto No-Fault (Personal Injury Protection)	7,632	5,737	0	4,018	0	(957)	6,293	0	512	2,346	1,982	149
19.4	Other Commercial Auto Liability	202,222	201,933	0	104,509	67,215	54,485	292,807	24	11,976	72,625	44,273	3,886
21.1	Private Passenger Auto Physical Damage	0	0	0	0	0	0	0	0	0	0	0	0
21.2	Commercial Auto Physical Damage	76,276	75,036	0	36,388	69,758	69,744	26,282	1,263	2,245	3,912	17,885	1,472
22.	Aircraft (all perils)	142,298	133,622	0	54,459	0	13,868	47,816	0	961	4,904	21,742	2,733
23.	Fidelity	940,199	1,163,475	0	1,263,584	251,812	442,033	755,777	0	130,345	407,873	301,109	17,753
24.	Surety	114,140	134,120	0	112,687	(23,265)	(11,474)	67,717	0	9,111	27,052	46,303	2,177
26.	Burglary and Theft	0	175	0	17	0	(29)	13	0	(2)	29	0	3
27.	Boiler and Machinery	58,072	57,404	0	20,881	47,202	51,420	8,865	0	(956)	(688)	13,896	1,120
28.	Credit	0	0	0	0	0	(813)	5	0	0	0	0	6
29.	International	0	0	0	0	0	0	0	0	0	0	0	0
30.	Warranty	0	0	0	0	0	0	0	0	0	0	0	0
31.	Reins nonproportional assumed property	XXX	XXX	XXX	XXX	XXX	XXX	XXX	XXX	XXX	XXX	XXX	XXX
32.	Reins nonproportional assumed liability	XXX	XXX	XXX	XXX	XXX	XXX	XXX	XXX	XXX	XXX	XXX	XXX
33.	Reins nonproportional assumed financial lines	XXX	XXX	XXX	XXX	XXX	XXX	XXX	XXX	XXX	XXX	XXX	XXX
34.	Aggregate Write-Ins for Other Lines of Business	0	0	0	0	0	0	0	0	0	0	0	1
35.	Total (a)	16,844,020	17,788,814	0	7,042,791	3,346,094	4,888,855	18,864,892	324,581	807,640	2,506,447	2,734,915	326,455
DETAILS OF WRITE-INS													
3401.	Collateral Protection	0	0	0	0	0	0	0	0	0	0	0	1
3402.	Involuntary Unemployment	0	0	0	0	0	0	0	0	0	0	0	0
3403.	Patent risk	0	0	0	0	0	0	0	0	0	0	0	0
3498.	Summary of remaining write-ins for Line 34 from overflow page	0	0	0	0	0	0	0	0	0	0	0	0
3499.	Totals (Lines 3401 thru 3403 plus 3498)(Line 34 above)	0	0	0	0	0	0	0	0	0	0	0	1

(a) Finance and service charges not included in Lines 1 to 35 \$ 0

(b) For health business on indicated lines report: Number of persons insured under PPO managed care products 0 and number of persons insured under indemnity only products 0

ANNUAL STATEMENT FOR THE YEAR 2023 OF THE GREAT AMERICAN ALLIANCE INSURANCE COMPANY

EXHIBIT OF PREMIUMS AND LOSSES

OVERFLOW PAGE FOR WRITE-INS

Additional Write-ins for Exhibit of Premiums and Losses Line 34

Line of Business	Gross Premiums, Including Policy and Membership Fees, Less Return Premiums and Premiums on Policies not Taken		3	4	5	6	7	8	9	10	11	12
	1 Direct Premiums Written	2 Direct Premiums Earned	Dividends Paid or Credited to Policyholders on Direct Business	Direct Unearned Premium Reserves	Direct Losses Paid (deducting salvage)	Direct Losses Incurred	Direct Losses Unpaid	Direct Defense and Cost Containment Expense Paid	Direct Defense and Cost Containment Expense Incurred	Direct Defense and Cost Containment Expense Unpaid	Commissions and Brokerage Expenses	Taxes, Licenses and Fees
3404. Uninsured Motorist	0	0	0	0	0	0	0	0	0	0	0	0
3497. Summary of remaining write-ins for Line 34 from overflow page	0	0	0	0	0	0	0	0	0	0	0	0



ANNUAL STATEMENT FOR THE YEAR 2023 OF THE GREAT AMERICAN ALLIANCE INSURANCE COMPANY

EXHIBIT OF PREMIUMS AND LOSSES (Statutory Page 14)

NAIC Group Code 0084 BUSINESS IN THE STATE OF Rhode Island DURING THE YEAR 2023 NAIC Company Code 26832

Line of Business		Gross Premiums, Including Policy and Membership Fees, Less Return Premiums and Premiums on Policies not Taken		3	4	5	6	7	8	9	10	11	12
		1	2										
		Direct Premiums Written	Direct Premiums Earned	Dividends Paid or Credited to Policyholders on Direct Business	Direct Unearned Premium Reserves	Direct Losses Paid (deducting salvage)	Direct Losses Incurred	Direct Losses Unpaid	Direct Defense and Cost Containment Expense Paid	Direct Defense and Cost Containment Expense Incurred	Direct Defense and Cost Containment Expense Unpaid	Commissions and Brokerage Expenses	Taxes, Licenses and Fees
1.	Fire	0	0	0	0	0	0	0	0	0	0	0	0
2.1	Allied Lines	0	0	0	0	0	0	0	0	0	0	0	0
2.2	Multiple Peril Crop	0	0	0	0	0	0	0	0	0	0	0	0
2.3	Federal Flood	0	0	0	0	0	0	0	0	0	0	0	0
2.4	Private Crop	0	0	0	0	0	0	0	0	0	0	0	0
2.5	Private Flood	0	0	0	0	0	0	0	0	0	0	0	0
3.	Farmowners Multiple Peril	0	0	0	0	0	0	0	0	0	0	0	0
4.	Homeowners Multiple Peril	0	0	0	0	0	0	0	0	0	0	0	0
5.1	Commercial Multiple Peril (Non-Liability Portion)	26,243	25,725	0	24,184	0	(2,739)	3,760	0	(122)	596	5,545	432
5.2	Commercial Multiple Peril (Liability Portion)	22,209	20,584	0	11,278	0	5,595	88,860	1,280	4,040	7,665	4,017	433
6.	Mortgage Guaranty	0	0	0	0	0	0	0	0	0	0	0	0
8.	Ocean Marine	0	0	0	0	0	0	0	0	0	0	0	2
9.	Inland Marine	13,958	13,958	0	24	8,197	(235)	566	1,709	(720)	0	3,801	553
10.	Financial Guaranty	0	0	0	0	0	0	0	0	0	0	0	0
11.1	Medical Professional Liability - Occurrence	0	0	0	0	0	0	0	0	0	0	0	0
11.2	Medical Professional Liability - Claims-Made	0	0	0	0	0	0	0	0	0	0	0	0
12.	Earthquake	0	0	0	0	0	0	0	0	0	0	0	0
13.1	Comprehensive (hospital and medical) ind (b)	0	0	0	0	0	0	0	0	0	0	0	0
13.2	Comprehensive (hospital and medical) group (b)	0	0	0	0	0	0	0	0	0	0	0	0
14.	Credit A&H (Group and Individual)	0	0	0	0	0	0	0	0	0	0	0	0
15.1	Vision Only (b).....	0	0	0	0	0	0	0	0	0	0	0	0
15.2	Dental Only (b)	0	0	0	0	0	0	0	0	0	0	0	0
15.3	Disability Income (b)	0	0	0	0	0	0	0	0	0	0	0	0
15.4	Medicare Supplement (b)	0	0	0	0	0	0	0	0	0	0	0	0
15.5	Medicaid Title XIX (b)	0	0	0	0	0	0	0	0	0	0	0	0
15.6	Medicare Title XVIII (b).....	0	0	0	0	0	0	0	0	0	0	0	0
15.7	Long-Term Care (b)	0	0	0	0	0	0	0	0	0	0	0	0
15.8	Federal Employees Health Benefits Plan (b)	0	0	0	0	0	0	0	0	0	0	0	0
15.9	Other Health (b)	0	0	0	0	0	0	0	0	0	0	0	0
16.	Workers' Compensation	401,325	394,675	0	77,997	(38,021)	33,796	167,120	9,984	19,440	24,057	38,671	9,048
17.1	Other Liability - Occurrence	287,058	257,678	0	149,666	0	(98,771)	272,245	0	3,194	28,433	45,967	4,627
17.2	Other Liability - Claims-Made	0	0	0	0	0	(7)	4	0	(2)	4	0	2
17.3	Excess Workers' Compensation	0	0	0	0	0	0	0	0	0	0	0	0
18.1	Products Liability - Occurrence	0	0	0	0	0	0	0	0	0	0	0	0
18.2	Products Liability - Claims-Made	0	0	0	0	0	0	0	0	0	0	0	0
19.1	Private Passenger Auto No-Fault (Personal Injury Protection)	0	0	0	0	0	0	0	0	0	0	0	0
19.2	Other Private Passenger Auto Liability	0	0	0	0	0	0	0	0	0	0	0	0
19.3	Commercial Auto No-Fault (Personal Injury Protection)	0	0	0	0	0	0	0	0	0	0	0	0
19.4	Other Commercial Auto Liability	10,461	8,953	0	2,758	6,511	3,801	13,247	0	(1,174)	3,508	1,615	181
21.1	Private Passenger Auto Physical Damage	0	0	0	0	0	0	0	0	0	0	0	0
21.2	Commercial Auto Physical Damage	2,535	2,268	0	600	0	(244)	1,042	0	5	180	388	43
22.	Aircraft (all perils)	(1,249)	5,935	0	0	0	(191)	2,806	0	(131)	273	(187)	(92)
23.	Fidelity	0	43,078	0	32,457	0	7,433	21,454	0	4,989	13,168	841	(444)
24.	Surety	6,990	13,955	0	12,930	0	1,381	6,368	0	975	2,601	3,218	23
26.	Burglary and Theft	0	0	0	0	0	0	0	0	0	0	0	0
27.	Boiler and Machinery	1,276	1,145	0	1,177	0	(71)	18	0	0	0	262	21
28.	Credit	0	0	0	0	0	0	0	0	0	0	0	2
29.	International	0	0	0	0	0	0	0	0	0	0	0	0
30.	Warranty	0	0	0	0	0	0	0	0	0	0	0	0
31.	Reins nonproportional assumed property	XXX	XXX	XXX	XXX	XXX	XXX	XXX	XXX	XXX	XXX	XXX	XXX
32.	Reins nonproportional assumed liability	XXX	XXX	XXX	XXX	XXX	XXX	XXX	XXX	XXX	XXX	XXX	XXX
33.	Reins nonproportional assumed financial lines	XXX	XXX	XXX	XXX	XXX	XXX	XXX	XXX	XXX	XXX	XXX	XXX
34.	Aggregate Write-Ins for Other Lines of Business	0	0	0	0	0	0	0	0	0	0	0	0
35.	Total (a)	770,806	787,954	0	313,071	(23,313)	(50,252)	577,490	12,973	30,494	80,485	104,137	14,831
DETAILS OF WRITE-INS													
3401.	Collateral Protection	0	0	0	0	0	0	0	0	0	0	0	0
3402.	Involuntary Unemployment	0	0	0	0	0	0	0	0	0	0	0	0
3403.	Patent risk	0	0	0	0	0	0	0	0	0	0	0	0
3498.	Summary of remaining write-ins for Line 34 from overflow page	0	0	0	0	0	0	0	0	0	0	0	0
3499.	Totals (Lines 3401 thru 3403 plus 3498)(Line 34 above)	0	0	0	0	0	0	0	0	0	0	0	0

(a) Finance and service charges not included in Lines 1 to 35 \$0
(b) For health business on indicated lines report: Number of persons insured under PPO managed care products0 and number of persons insured under indemnity only products0 .

ANNUAL STATEMENT FOR THE YEAR 2023 OF THE GREAT AMERICAN ALLIANCE INSURANCE COMPANY

EXHIBIT OF PREMIUMS AND LOSSES

OVERFLOW PAGE FOR WRITE-INS

Additional Write-ins for Exhibit of Premiums and Losses Line 34

Line of Business	Gross Premiums, Including Policy and Membership Fees, Less Return Premiums and Premiums on Policies not Taken		3	4	5	6	7	8	9	10	11	12
	1 Direct Premiums Written	2 Direct Premiums Earned	Dividends Paid or Credited to Policyholders on Direct Business	Direct Unearned Premium Reserves	Direct Losses Paid (deducting salvage)	Direct Losses Incurred	Direct Losses Unpaid	Direct Defense and Cost Containment Expense Paid	Direct Defense and Cost Containment Expense Incurred	Direct Defense and Cost Containment Expense Unpaid	Commissions and Brokerage Expenses	Taxes, Licenses and Fees
3404. Uninsured Motorist	0	0	0	0	0	0	0	0	0	0	0	0
3497. Summary of remaining write-ins for Line 34 from overflow page	0	0	0	0	0	0	0	0	0	0	0	0



ANNUAL STATEMENT FOR THE YEAR 2023 OF THE GREAT AMERICAN ALLIANCE INSURANCE COMPANY

EXHIBIT OF PREMIUMS AND LOSSES (Statutory Page 14)

NAIC Group Code 0084		BUSINESS IN THE STATE OF South Carolina				DURING THE YEAR 2023				NAIC Company Code 26832			
Line of Business	Gross Premiums, Including Policy and Membership Fees, Less Return Premiums and Premiums on Policies not Taken		3 Dividends Paid or Credited to Policyholders on Direct Business	4 Direct Unearned Premium Reserves	5 Direct Losses Paid (deducting salvage)	6 Direct Losses Incurred	7 Direct Losses Unpaid	8 Direct Defense and Cost Containment Expense Paid	9 Direct Defense and Cost Containment Expense Incurred	10 Direct Defense and Cost Containment Expense Unpaid	11 Commissions and Brokerage Expenses	12 Taxes, Licenses and Fees	
	1 Direct Premiums Written	2 Direct Premiums Earned											
Fire	0	0	0	0	0	0	0	0	0	0	0	0	
Allied Lines	0	0	0	0	0	0	0	0	1	1	0	1	
Multiple Peril Crop	0	0	0	0	0	0	0	0	0	0	0	9	
Federal Flood	0	0	0	0	0	0	0	0	0	0	0	0	
Private Crop	0	0	0	0	0	0	0	0	0	0	0	0	
Private Flood	0	0	0	0	0	0	0	0	0	0	0	0	
Farmowners Multiple Peril	201,947	182,353	0	100,186	73,394	116,883	66,076	0	(27,454)	8,287	45,551	16,400	
Homeowners Multiple Peril	0	0	0	0	0	0	0	0	0	0	0	0	
Commercial Multiple Peril (Non-Liability Portion)	78,511	71,245	0	38,475	49,299	50,340	23,824	8,911	11,121	9,726	16,803	6,794	
Commercial Multiple Peril (Liability Portion)	38,385	32,861	0	18,285	0	1,704	21,422	0	2,453	13,568	7,301	3,126	
Mortgage Guaranty	0	0	0	0	0	0	0	0	0	0	0	0	
Ocean Marine	0	0	0	0	0	0	0	0	0	0	0	1	
Inland Marine	54,177	54,621	0	6,254	13,026	12,306	4,960	7,528	6,818	1,013	14,598	6,020	
Financial Guaranty	0	0	0	0	0	0	0	0	0	0	0	0	
Medical Professional Liability - Occurrence	0	0	0	0	0	0	0	0	0	0	0	0	
Medical Professional Liability - Claims-Made	0	0	0	0	0	0	0	0	0	0	0	0	
Earthquake	3,115	1,069	0	2,046	0	321	322	0	0	0	781	111	
Comprehensive (hospital and medical) ind (b)	0	0	0	0	0	0	0	0	0	0	0	0	
Comprehensive (hospital and medical) group (b)	0	0	0	0	0	0	0	0	0	0	0	0	
Credit A&H (Group and Individual)	0	0	0	0	0	0	0	0	0	0	0	0	
Vision Only (b)	0	0	0	0	0	0	0	0	0	0	0	0	
Dental Only (b)	0	0	0	0	0	0	0	0	0	0	0	0	
Disability Income (b)	0	0	0	0	0	0	0	0	0	0	0	0	
Medicare Supplement (b)	0	0	0	0	0	0	0	0	0	0	0	0	
Medicaid Title XIX (b)	0	0	0	0	0	0	0	0	0	0	0	0	
Medicare Title XVIII (b)	0	0	0	0	0	0	0	0	0	0	0	0	
Long-Term Care (b)	0	0	0	0	0	0	0	0	0	0	0	0	
Federal Employees Health Benefits Plan (b)	0	0	0	0	0	0	0	0	0	0	0	0	
Other Health (b)	0	0	0	0	0	0	0	0	0	0	0	0	
Workers' Compensation	11,116,351	11,016,100	0	3,642,685	2,030,738	4,486,978	18,643,046	209,731	302,915	1,303,366	1,489,991	414,669	
Other Liability - Occurrence	345,440	375,888	0	187,783	66,645	388,990	959,081	0	(3,224)	66,209	60,746	36,298	
Other Liability - Claims-Made	75	75	0	28	0	(2,918)	21,863	0	(59)	2,460	11	11	
Excess Workers' Compensation	0	0	0	0	0	0	0	0	0	0	0	0	
Products Liability - Occurrence	145	573	0	0	0	(128)	166	0	(71)	3	15	99	
Products Liability - Claims-Made	0	0	0	0	0	0	0	0	0	0	0	0	
Private Passenger Auto No-Fault (Personal Injury Protection)	0	0	0	0	0	0	0	0	0	0	0	0	
Other Private Passenger Auto Liability	0	0	0	0	0	0	0	0	0	0	0	0	
Commercial Auto No-Fault (Personal Injury Protection)	0	0	0	0	0	0	0	0	0	0	0	0	
Other Commercial Auto Liability	129,633	159,778	0	52,296	4,824	8,683	127,093	0	3,624	28,711	22,549	14,354	
Private Passenger Auto Physical Damage	0	0	0	0	0	0	0	0	0	0	0	0	
Commercial Auto Physical Damage	36,740	38,494	0	16,551	14,547	13,405	4,963	0	191	1,042	6,632	3,693	
Aircraft (all perils)	13,545	12,751	0	10,177	0	1,792	4,589	0	337	503	2,167	1,302	
Fidelity	192,350	142,987	0	216,129	0	32,311	84,108	0	24,018	54,627	60,952	14,639	
Surety	23,857	17,235	0	14,611	0	999	8,570	0	721	2,115	9,742	1,703	
Burglary and Theft	0	0	0	0	0	(11)	11	0	0	0	0	0	
Boiler and Machinery	8,460	7,608	0	4,172	0	317	780	3	47	111	1,598	715	
Credit	0	0	0	0	0	1	0	0	0	0	0	2	
International	0	0	0	0	0	0	0	0	0	0	0	0	
Warranty	0	0	0	0	0	0	0	0	0	0	0	0	
Reins nonproportional assumed property	XXX	XXX	XXX	XXX	XXX	XXX	XXX	XXX	XXX	XXX	XXX	XXX	
Reins nonproportional assumed liability	XXX	XXX	XXX	XXX	XXX	XXX	XXX	XXX	XXX	XXX	XXX	XXX	
Reins nonproportional assumed financial lines	XXX	XXX	XXX	XXX	XXX	XXX	XXX	XXX	XXX	XXX	XXX	XXX	
Aggregate Write-Ins for Other Lines of Business	0	0	0	0	0	0	0	0	0	0	0	0	
Total (a)	12,242,731	12,113,636	0	4,309,678	2,252,473	5,111,975	19,970,875	226,172	321,437	1,491,739	1,739,436	519,945	
DETAILS OF WRITE-INS													
Collateral Protection	0	0	0	0	0	0	0	0	0	0	0	0	
Involuntary Unemployment	0	0	0	0	0	0	0	0	0	0	0	0	
Patent risk	0	0	0	0	0	0	0	0	0	0	0	0	
Summary of remaining write-ins for Line 34 from overflow page	0	0	0	0	0	0	0	0	0	0	0	0	
Totals (Lines 3401 thru 3403 plus 3498)(Line 34 above)	0	0	0	0	0	0	0	0	0	0	0	0	

(a) Finance and service charges not included in Lines 1 to 35 \$0
(b) For health business on indicated lines report: Number of persons insured under PPO managed care products0 and number of persons insured under indemnity only products0 .

ANNUAL STATEMENT FOR THE YEAR 2023 OF THE GREAT AMERICAN ALLIANCE INSURANCE COMPANY

EXHIBIT OF PREMIUMS AND LOSSES

OVERFLOW PAGE FOR WRITE-INS

Additional Write-ins for Exhibit of Premiums and Losses Line 34

Line of Business	Gross Premiums, Including Policy and Membership Fees, Less Return Premiums and Premiums on Policies not Taken		3	4	5	6	7	8	9	10	11	12
	1 Direct Premiums Written	2 Direct Premiums Earned	Dividends Paid or Credited to Policyholders on Direct Business	Direct Unearned Premium Reserves	Direct Losses Paid (deducting salvage)	Direct Losses Incurred	Direct Losses Unpaid	Direct Defense and Cost Containment Expense Paid	Direct Defense and Cost Containment Expense Incurred	Direct Defense and Cost Containment Expense Unpaid	Commissions and Brokerage Expenses	Taxes, Licenses and Fees
3404. Uninsured Motorist	0	0	0	0	0	0	0	0	0	0	0	0
3497. Summary of remaining write-ins for Line 34 from overflow page	0	0	0	0	0	0	0	0	0	0	0	0



ANNUAL STATEMENT FOR THE YEAR 2023 OF THE GREAT AMERICAN ALLIANCE INSURANCE COMPANY

EXHIBIT OF PREMIUMS AND LOSSES (Statutory Page 14)

NAIC Group Code 0084		BUSINESS IN THE STATE OF South Dakota				DURING THE YEAR 2023				NAIC Company Code 26832			
Line of Business	Gross Premiums, Including Policy and Membership Fees, Less Return Premiums and Premiums on Policies not Taken		3	4	5	6	7	8	9	10	11	12	
	1	2											
	Direct Premiums Written	Direct Premiums Earned	Dividends Paid or Credited to Policyholders on Direct Business	Direct Unearned Premium Reserves	Direct Losses Paid (deducting salvage)	Direct Losses Incurred	Direct Losses Unpaid	Direct Defense and Cost Containment Expense Paid	Direct Defense and Cost Containment Expense Incurred	Direct Defense and Cost Containment Expense Unpaid	Commissions and Brokerage Expenses	Taxes, Licenses and Fees	
Fire	0	0	0	0	0	0	0	0	0	0	0	0	
Marine	0	0	0	0	0	0	0	0	0	0	0	0	
Multiple Peril Crop	0	0	0	0	0	0	0	0	0	0	0	73	
Federal Flood	0	0	0	0	0	0	0	0	0	0	0	0	
Private Crop	0	0	0	0	0	0	0	0	0	0	0	11	
Private Flood	0	0	0	0	0	0	0	0	0	0	0	0	
Farmowners Multiple Peril	0	0	0	0	0	(872)	3,448	0	(1,038)	370	0	1	
Homeowners Multiple Peril	0	0	0	0	0	0	0	0	0	0	0	0	
Commercial Multiple Peril (Non-Liability Portion)	0	0	0	0	0	9	112	0	(57)	98	0	7	
Commercial Multiple Peril (Liability Portion)	0	0	0	0	0	(12)	255	0	(100)	219	0	2	
Mortgage Guaranty	0	0	0	0	0	0	0	0	0	0	0	0	
Ocean Marine	0	0	0	0	0	0	0	0	0	0	0	0	
Inland Marine	4,391	4,391	0	0	0	(109)	172	0	29	0	1,210	693	
Financial Guaranty	0	0	0	0	0	0	0	0	0	0	0	0	
Medical Professional Liability - Occurrence	0	0	0	0	0	0	0	0	0	0	0	0	
Medical Professional Liability - Claims-Made	0	0	0	0	0	0	0	0	0	0	0	0	
Earthquake	0	0	0	0	0	0	0	0	0	0	0	0	
Comprehensive (hospital and medical) ind (b)	0	0	0	0	0	0	0	0	0	0	0	0	
Comprehensive (hospital and medical) group (b)	0	0	0	0	0	0	0	0	0	0	0	0	
Credit A&H (Group and Individual)	0	0	0	0	0	0	0	0	0	0	0	0	
Vision Only (b)	0	0	0	0	0	0	0	0	0	0	0	0	
Dental Only (b)	0	0	0	0	0	0	0	0	0	0	0	0	
Disability Income (b)	0	0	0	0	0	0	0	0	0	0	0	0	
Medicare Supplement (b)	0	0	0	0	0	0	0	0	0	0	0	0	
Medicaid Title XIX (b)	0	0	0	0	0	0	0	0	0	0	0	0	
Medicare Title XVIII (b)	0	0	0	0	0	0	0	0	0	0	0	0	
Long-Term Care (b)	0	0	0	0	0	0	0	0	0	0	0	0	
Federal Employees Health Benefits Plan (b)	0	0	0	0	0	0	0	0	0	0	0	0	
Other Health (b)	0	0	0	0	0	0	0	0	0	0	0	0	
Workers' Compensation	460,657	537,237	0	184,484	5,180	81,020	334,558	146	9,652	41,457	88,674	25,486	
Other Liability - Occurrence	35,994	34,395	0	19,057	0	5,606	35,318	0	2,091	6,155	7,606	1,757	
Other Liability - Claims-Made	0	0	0	0	0	(467)	1,522	0	(26)	230	0	2	
Excess Workers' Compensation	0	0	0	0	0	0	0	0	0	0	0	0	
Products Liability - Occurrence	0	0	0	0	0	0	0	0	0	0	0	2	
Products Liability - Claims-Made	0	0	0	0	0	0	0	0	0	0	0	0	
Private Passenger Auto No-Fault (Personal Injury Protection)	0	0	0	0	0	0	0	0	0	0	0	0	
Other Private Passenger Auto Liability	0	0	0	0	0	0	0	0	0	0	0	0	
Commercial Auto No-Fault (Personal Injury Protection)	0	0	0	0	0	0	0	0	0	0	0	0	
Other Commercial Auto Liability	4,969	4,875	0	427	0	841	5,767	0	480	1,642	747	267	
Private Passenger Auto Physical Damage	0	0	0	0	0	0	0	0	0	0	0	0	
Commercial Auto Physical Damage	9,591	9,557	0	334	(6,444)	(9,272)	1,014	54	152	219	766	494	
Aircraft (all perils)	2,962	29,122	0	0	0	5,434	7,257	0	557	819	444	834	
Fidelity	92,414	43,112	0	75,274	0	10,317	22,244	0	7,451	14,025	29,064	3,424	
Surety	1,342	4,883	0	4,552	0	694	1,835	0	416	737	658	132	
Burglary and Theft	0	0	0	0	0	0	0	0	0	0	0	0	
Boiler and Machinery	0	0	0	0	0	0	0	0	0	0	0	0	
Credit	0	0	0	0	0	0	0	0	0	0	0	1	
International	0	0	0	0	0	0	0	0	0	0	0	0	
Warranty	0	0	0	0	0	0	0	0	0	0	0	0	
Reins nonproportional assumed property	XXX	XXX	XXX	XXX	XXX	XXX	XXX	XXX	XXX	XXX	XXX	XXX	
Reins nonproportional assumed liability	XXX	XXX	XXX	XXX	XXX	XXX	XXX	XXX	XXX	XXX	XXX	XXX	
Reins nonproportional assumed financial lines	XXX	XXX	XXX	XXX	XXX	XXX	XXX	XXX	XXX	XXX	XXX	XXX	
Aggregate Write-Ins for Other Lines of Business	0	0	0	0	0	0	0	0	0	0	0	0	
Total (a)	612,320	667,571	0	284,128	(1,264)	93,190	413,502	199	19,606	65,971	129,170	33,187	
DETAILS OF WRITE-INS													
Collateral Protection	0	0	0	0	0	0	0	0	0	0	0	0	
Involuntary Unemployment	0	0	0	0	0	0	0	0	0	0	0	0	
Patent risk	0	0	0	0	0	0	0	0	0	0	0	0	
Summary of remaining write-ins for Line 34 from overflow page	0	0	0	0	0	0	0	0	0	0	0	0	
Totals (Lines 3401 thru 3403 plus 3498)(Line 34 above)	0	0	0	0	0	0	0	0	0	0	0	0	

(a) Finance and service charges not included in Lines 1 to 35 \$0
(b) For health business on indicated lines report: Number of persons insured under PPO managed care products0 and number of persons insured under indemnity only products0 .

ANNUAL STATEMENT FOR THE YEAR 2023 OF THE GREAT AMERICAN ALLIANCE INSURANCE COMPANY

EXHIBIT OF PREMIUMS AND LOSSES

OVERFLOW PAGE FOR WRITE-INS

Additional Write-ins for Exhibit of Premiums and Losses Line 34

Line of Business	Gross Premiums, Including Policy and Membership Fees, Less Return Premiums and Premiums on Policies not Taken		3	4	5	6	7	8	9	10	11	12
	1 Direct Premiums Written	2 Direct Premiums Earned	Dividends Paid or Credited to Policyholders on Direct Business	Direct Unearned Premium Reserves	Direct Losses Paid (deducting salvage)	Direct Losses Incurred	Direct Losses Unpaid	Direct Defense and Cost Containment Expense Paid	Direct Defense and Cost Containment Expense Incurred	Direct Defense and Cost Containment Expense Unpaid	Commissions and Brokerage Expenses	Taxes, Licenses and Fees
3404. Uninsured Motorist	0	0	0	0	0	0	0	0	0	0	0	0
3497. Summary of remaining write-ins for Line 34 from overflow page	0	0	0	0	0	0	0	0	0	0	0	0



ANNUAL STATEMENT FOR THE YEAR 2023 OF THE GREAT AMERICAN ALLIANCE INSURANCE COMPANY

EXHIBIT OF PREMIUMS AND LOSSES (Statutory Page 14)

NAIC Group Code 0084		BUSINESS IN THE STATE OF Tennessee		DURING THE YEAR 2023						NAIC Company Code 26832		
Line of Business	Gross Premiums, Including Policy and Membership Fees, Less Return Premiums and Premiums on Policies not Taken		3 Dividends Paid or Credited to Policyholders on Direct Business	4 Direct Unearned Premium Reserves	5 Direct Losses Paid (deducting salvage)	6 Direct Losses Incurred	7 Direct Losses Unpaid	8 Direct Defense and Cost Containment Expense Paid	9 Direct Defense and Cost Containment Expense Incurred	10 Direct Defense and Cost Containment Expense Unpaid	11 Commissions and Brokerage Expenses	12 Taxes, Licenses and Fees
	1 Direct Premiums Written	2 Direct Premiums Earned										
Fire	0	0	0	0	0	0	0	0	0	0	0	0
Allied Lines	0	0	0	0	0	0	0	0	0	0	0	2
Multiple Peril Crop	0	0	0	0	0	0	0	0	0	0	0	2
Federal Flood	0	0	0	0	0	0	0	0	0	0	0	0
Private Crop	0	0	0	0	0	0	0	0	0	0	0	14
Private Flood	0	0	0	0	0	0	0	0	0	0	0	0
Farmowners Multiple Peril	181,658	174,028	0	89,409	3,699	37,230	55,725	2,159	(19,915)	7,872	37,770	4,695
Homeowners Multiple Peril	0	0	0	0	0	0	0	0	0	0	0	0
Commercial Multiple Peril (Non-Liability Portion)	495,484	486,677	0	233,022	591,983	619,563	163,895	6,112	33,298	47,323	119,792	12,984
Commercial Multiple Peril (Liability Portion)	49,874	46,618	0	17,792	0	(23,137)	32,857	0	4,852	16,353	12,079	1,302
Mortgage Guaranty	0	0	0	0	0	0	0	0	0	0	0	0
Ocean Marine	0	0	0	0	0	0	0	0	0	0	0	1
Inland Marine	64,630	64,031	0	9,055	76,549	70,077	16,403	2,269	3,868	5,416	17,888	2,189
Financial Guaranty	0	0	0	0	0	0	0	0	0	0	0	0
Medical Professional Liability - Occurrence	0	0	0	0	0	0	0	0	0	0	0	0
Medical Professional Liability - Claims-Made	0	0	0	0	0	0	0	0	0	0	0	0
Earthquake	19,563	7,803	0	12,273	0	2,757	2,863	0	0	3	5,589	519
Comprehensive (hospital and medical) ind (b)	0	0	0	0	0	0	0	0	0	0	0	0
Comprehensive (hospital and medical) group (b)	0	0	0	0	0	0	0	0	0	0	0	0
Credit A&H (Group and Individual)	0	0	0	0	0	0	0	0	0	0	0	0
Vision Only (b)	0	0	0	0	0	0	0	0	0	0	0	0
Dental Only (b)	0	0	0	0	0	0	0	0	0	0	0	0
Disability Income (b)	0	0	0	0	0	0	0	0	0	0	0	0
Medicare Supplement (b)	0	0	0	0	0	0	0	0	0	0	0	0
Medicaid Title XIX (b)	0	0	0	0	0	0	0	0	0	0	0	0
Medicare Title XVIII (b)	0	0	0	0	0	0	0	0	0	0	0	0
Long-Term Care (b)	0	0	0	0	0	0	0	0	0	0	0	0
Federal Employees Health Benefits Plan (b)	0	0	0	0	0	0	0	0	0	0	0	0
Other Health (b)	0	0	0	0	0	0	0	0	0	0	0	1
Workers' Compensation	7,505,078	7,656,968	0	3,085,556	866,093	1,961,726	10,799,686	68,206	112,167	1,059,682	1,253,484	318,579
Other Liability - Occurrence	1,229,665	1,134,953	0	223,367	10,503,467	1,313,102	1,425,781	12,229	67,160	133,658	178,719	32,264
Other Liability - Claims-Made	765	781	0	552	0	(3,090)	22,043	0	(11)	1,694	149	26
Excess Workers' Compensation	0	0	0	0	0	0	0	0	0	0	0	0
Products Liability - Occurrence	264	262	0	244	0	(104)	173	0	35	116	55	14
Products Liability - Claims-Made	0	0	0	0	0	0	0	0	0	0	0	0
Private Passenger Auto No-Fault (Personal Injury Protection)	0	0	0	0	0	0	0	0	0	0	0	0
Other Private Passenger Auto Liability	0	0	0	0	0	0	161	0	0	28	0	0
Commercial Auto No-Fault (Personal Injury Protection)	0	0	0	0	0	0	0	0	0	0	0	0
Other Commercial Auto Liability	140,763	137,368	0	35,954	64,863	71,541	144,704	3,069	21,841	46,638	30,158	3,572
Private Passenger Auto Physical Damage	0	0	0	0	0	0	0	0	0	0	0	0
Commercial Auto Physical Damage	53,165	52,906	0	18,908	23,675	23,366	5,726	35	626	2,162	13,126	1,344
Aircraft (all perils)	169,432	155,044	0	87,574	0	10,389	66,075	0	(169)	5,715	18,155	4,321
Fidelity	438,731	403,409	0	614,567	37,000	106,070	223,391	0	41,709	135,277	140,382	11,199
Surety	93,552	79,530	0	48,076	0	3,883	37,907	0	3,299	9,731	37,570	2,392
Burglary and Theft	0	0	0	0	0	0	0	0	(1)	0	0	0
Boiler and Machinery	27,979	25,773	0	15,085	0	1,780	3,517	0	166	180	6,580	726
Credit	0	0	0	0	0	(1)	0	0	0	0	0	3
International	0	0	0	0	0	0	0	0	0	0	0	0
Warranty	0	0	0	0	0	0	0	0	0	0	0	0
Reins nonproportional assumed property	XXX	XXX	XXX	XXX	XXX	XXX	XXX	XXX	XXX	XXX	XXX	XXX
Reins nonproportional assumed liability	XXX	XXX	XXX	XXX	XXX	XXX	XXX	XXX	XXX	XXX	XXX	XXX
Reins nonproportional assumed financial lines	XXX	XXX	XXX	XXX	XXX	XXX	XXX	XXX	XXX	XXX	XXX	XXX
Aggregate Write-Ins for Other Lines of Business	0	0	0	0	0	0	0	0	0	0	0	0
Total (a)	10,470,603	10,426,150	0	4,491,435	12,167,330	4,195,153	13,000,906	94,079	268,926	1,471,848	1,871,497	396,150
DETAILS OF WRITE-INS												
Collateral Protection	0	0	0	0	0	0	0	0	0	0	0	0
Involuntary Unemployment	0	0	0	0	0	0	0	0	0	0	0	0
Patent risk	0	0	0	0	0	0	0	0	0	0	0	0
Summary of remaining write-ins for Line 34 from overflow page	0	0	0	0	0	0	0	0	0	0	0	0
Totals (Lines 3401 thru 3403 plus 3498)(Line 34 above)	0	0	0	0	0	0	0	0	0	0	0	0

(a) Finance and service charges not included in Lines 1 to 35 \$0
(b) For health business on indicated lines report: Number of persons insured under PPO managed care products0 and number of persons insured under indemnity only products0 .

ANNUAL STATEMENT FOR THE YEAR 2023 OF THE GREAT AMERICAN ALLIANCE INSURANCE COMPANY

EXHIBIT OF PREMIUMS AND LOSSES

OVERFLOW PAGE FOR WRITE-INS

Additional Write-ins for Exhibit of Premiums and Losses Line 34

Line of Business	Gross Premiums, Including Policy and Membership Fees, Less Return Premiums and Premiums on Policies not Taken		3	4	5	6	7	8	9	10	11	12
	1 Direct Premiums Written	2 Direct Premiums Earned	Dividends Paid or Credited to Policyholders on Direct Business	Direct Unearned Premium Reserves	Direct Losses Paid (deducting salvage)	Direct Losses Incurred	Direct Losses Unpaid	Direct Defense and Cost Containment Expense Paid	Direct Defense and Cost Containment Expense Incurred	Direct Defense and Cost Containment Expense Unpaid	Commissions and Brokerage Expenses	Taxes, Licenses and Fees
3404. Uninsured Motorist	0	0	0	0	0	0	0	0	0	0	0	0
3497. Summary of remaining write-ins for Line 34 from overflow page	0	0	0	0	0	0	0	0	0	0	0	0



ANNUAL STATEMENT FOR THE YEAR 2023 OF THE GREAT AMERICAN ALLIANCE INSURANCE COMPANY

EXHIBIT OF PREMIUMS AND LOSSES (Statutory Page 14)

NAIC Group Code 0084		BUSINESS IN THE STATE OF Texas		DURING THE YEAR 2023								NAIC Company Code 26832	
Line of Business		Gross Premiums, Including Policy and Membership Fees, Less Return Premiums and Premiums on Policies not Taken		3	4	5	6	7	8	9	10	11	12
		1	2										
		Direct Premiums Written	Direct Premiums Earned	Dividends Paid or Credited to Policyholders on Direct Business	Direct Unearned Premium Reserves	Direct Losses Paid (deducting salvage)	Direct Losses Incurred	Direct Losses Unpaid	Direct Defense and Cost Containment Expense Paid	Direct Defense and Cost Containment Expense Incurred	Direct Defense and Cost Containment Expense Unpaid	Commissions and Brokerage Expenses	Taxes, Licenses and Fees
1.	Fire	0	0	0	0	0	0	0	0	0	0	0	1
2.1	Allied Lines	0	0	0	0	0	(121)	(43)	0	0	0	0	5
2.2	Multiple Peril Crop	0	0	0	0	0	0	0	0	0	0	0	49
2.3	Federal Flood	0	0	0	0	0	0	0	0	0	0	0	0
2.4	Private Crop	0	0	0	0	0	0	0	0	0	0	0	7
2.5	Private Flood	0	0	0	0	0	0	0	0	0	0	0	0
3.	Farmowners Multiple Peril	0	826	0	0	0	702	1,845	0	(2,230)	161	28	6
4.	Homeowners Multiple Peril	0	0	0	0	0	0	0	0	0	0	0	0
5.1	Commercial Multiple Peril (Non-Liability Portion)	1,168,064	1,075,516	0	623,915	124,710	(56,985)	138,169	84	20,784	83,254	229,637	28,971
5.2	Commercial Multiple Peril (Liability Portion)	305,883	279,909	0	131,071	213,120	1,005,469	1,365,454	81,494	86,815	146,707	62,974	8,955
6.	Mortgage Guaranty	0	0	0	0	0	0	0	0	0	0	0	0
8.	Ocean Marine	0	0	0	0	0	0	0	0	0	0	0	5
9.	Inland Marine	225,256	226,183	0	9,622	109,789	109,230	29,142	18,787	23,383	4,911	60,604	6,297
10.	Financial Guaranty	0	0	0	0	0	0	0	0	0	0	0	0
11.1	Medical Professional Liability - Occurrence	0	0	0	0	0	0	0	0	0	0	0	0
11.2	Medical Professional Liability - Claims-Made	0	0	0	0	0	0	0	0	0	0	0	0
12.	Earthquake	0	0	0	0	0	0	0	0	0	0	0	(4)
13.1	Comprehensive (hospital and medical) ind (b)	0	0	0	0	0	0	0	0	0	0	0	0
13.2	Comprehensive (hospital and medical) group (b)	0	0	0	0	0	0	0	0	0	0	0	0
14.	Credit A&H (Group and Individual)	0	0	0	0	0	0	0	0	0	0	0	0
15.1	Vision Only (b)	0	0	0	0	0	0	0	0	0	0	0	0
15.2	Dental Only (b)	0	0	0	0	0	0	0	0	0	0	0	0
15.3	Disability Income (b)	0	0	0	0	0	0	0	0	0	0	0	0
15.4	Medicare Supplement (b)	0	0	0	0	0	0	0	0	0	0	0	0
15.5	Medicaid Title XIX (b)	0	0	0	0	0	0	0	0	0	0	0	0
15.6	Medicare Title XVIII (b)	0	0	0	0	0	0	0	0	0	0	0	0
15.7	Long-Term Care (b)	0	0	0	0	0	0	0	0	0	0	0	0
15.8	Federal Employees Health Benefits Plan (b)	0	0	0	0	0	0	0	0	0	0	0	0
15.9	Other Health (b)	0	0	0	0	0	0	0	0	0	0	0	4
16.	Workers' Compensation	8,759,686	8,419,164	0	3,456,577	484,974	(385,856)	12,467,047	47,459	134,265	901,312	1,213,531	363,892
17.1	Other Liability - Occurrence	3,283,460	3,095,192	0	1,693,311	85,000	1,073,088	5,124,283	30,878	90,249	463,685	542,390	76,183
17.2	Other Liability - Claims-Made	2,068	2,081	0	1,183	45,652	164,320	472,471	4,670	(29,428)	86,657	326	82
17.3	Excess Workers' Compensation	0	0	0	0	0	0	0	0	0	0	0	0
18.1	Products Liability - Occurrence	884	883	0	251	0	82	831	0	(254)	(38)	179	42
18.2	Products Liability - Claims-Made	0	0	0	0	0	0	0	0	0	0	0	0
19.1	Private Passenger Auto No-Fault (Personal Injury Protection)	0	0	0	0	0	0	0	0	0	0	0	0
19.2	Other Private Passenger Auto Liability	0	0	0	0	0	0	0	0	0	0	0	0
19.3	Commercial Auto No-Fault (Personal Injury Protection)	1,455	1,714	0	616	0	(683)	2,002	0	(96)	656	268	41
19.4	Other Commercial Auto Liability	419,440	429,968	0	171,590	164,140	20,247	480,960	8,995	(1,136)	118,736	70,786	11,653
21.1	Private Passenger Auto Physical Damage	225,957	0	0	0	0	0	0	0	0	0	0	0
21.2	Commercial Auto Physical Damage	225,957	213,857	0	87,619	111,215	98,914	32,206	1,337	1,750	7,812	38,506	6,432
22.	Aircraft (all perils)	333,932	342,635	0	145,765	0	31,417	129,842	0	1,710	12,887	51,157	9,357
23.	Fidelity	1,533,583	1,301,399	0	1,665,395	250,303	546,448	715,381	13,878	170,064	401,427	488,526	38,341
24.	Surety	137,490	62,526	0	119,923	0	9,251	53,688	0	6,388	18,007	43,701	2,649
26.	Burglary and Theft	539	539	0	0	0	(99)	4	0	0	0	95	25
27.	Boiler and Machinery	75,505	69,048	0	42,042	54,281	79,018	30,812	0	659	1,160	15,143	1,899
28.	Credit	(2,951)	(2,951)	0	0	0	60,404	11,269	0	0	0	0	(101)
29.	International	0	0	0	0	0	0	0	0	0	0	0	0
30.	Warranty	0	0	0	0	0	0	0	0	0	0	0	0
31.	Reins nonproportional assumed property	XXX	XXX	XXX	XXX	XXX	XXX	XXX	XXX	XXX	XXX	XXX	XXX
32.	Reins nonproportional assumed liability	XXX	XXX	XXX	XXX	XXX	XXX	XXX	XXX	XXX	XXX	XXX	XXX
33.	Reins nonproportional assumed financial lines	XXX	XXX	XXX	XXX	XXX	XXX	XXX	XXX	XXX	XXX	XXX	XXX
34.	Aggregate Write-Ins for Other Lines of Business	0	0	0	0	0	0	0	0	0	0	0	0
35.	Total (a)	16,470,251	15,518,488	0	8,148,914	1,643,184	2,754,846	21,055,345	207,582	502,928	2,247,333	2,817,850	554,793
DETAILS OF WRITE-INS													
3401.	Collateral Protection	0	0	0	0	0	0	0	0	0	0	0	0
3402.	Involuntary Unemployment	0	0	0	0	0	0	0	0	0	0	0	0
3403.	Patent risk	0	0	0	0	0	0	0	0	0	0	0	0
3498.	Summary of remaining write-ins for Line 34 from overflow page	0	0	0	0	0	0	0	0	0	0	0	0
3499.	Totals (Lines 3401 thru 3403 plus 3498)(Line 34 above)	0	0	0	0	0	0	0	0	0	0	0	0

(a) Finance and service charges not included in Lines 1 to 35 \$0
(b) For health business on indicated lines report: Number of persons insured under PPO managed care products0 and number of persons insured under indemnity only products0

ANNUAL STATEMENT FOR THE YEAR 2023 OF THE GREAT AMERICAN ALLIANCE INSURANCE COMPANY

EXHIBIT OF PREMIUMS AND LOSSES

OVERFLOW PAGE FOR WRITE-INS

Additional Write-ins for Exhibit of Premiums and Losses Line 34

Line of Business	Gross Premiums, Including Policy and Membership Fees, Less Return Premiums and Premiums on Policies not Taken		3	4	5	6	7	8	9	10	11	12
	1 Direct Premiums Written	2 Direct Premiums Earned	Dividends Paid or Credited to Policyholders on Direct Business	Direct Unearned Premium Reserves	Direct Losses Paid (deducting salvage)	Direct Losses Incurred	Direct Losses Unpaid	Direct Defense and Cost Containment Expense Paid	Direct Defense and Cost Containment Expense Incurred	Direct Defense and Cost Containment Expense Unpaid	Commissions and Brokerage Expenses	Taxes, Licenses and Fees
3404. Uninsured Motorist	0	0	0	0	0	0	0	0	0	0	0	0
3497. Summary of remaining write-ins for Line 34 from overflow page	0	0	0	0	0	0	0	0	0	0	0	0



ANNUAL STATEMENT FOR THE YEAR 2023 OF THE GREAT AMERICAN ALLIANCE INSURANCE COMPANY

EXHIBIT OF PREMIUMS AND LOSSES (Statutory Page 14)

NAIC Group Code 0084

BUSINESS IN THE STATE OF Utah

DURING THE YEAR 2023

NAIC Company Code 26832

Line of Business		Gross Premiums, Including Policy and Membership Fees, Less Return Premiums and Premiums on Policies not Taken		3	4	5	6	7	8	9	10	11	12
		1 Direct Premiums Written	2 Direct Premiums Earned										
1.	Fire	0	0	0	0	0	0	0	0	0	0	0	0
2.1	Allied Lines	0	0	0	0	0	0	0	0	0	0	0	0
2.2	Multiple Peril Crop	0	0	0	0	0	0	0	0	0	0	0	3
2.3	Federal Flood	0	0	0	0	0	0	0	0	0	0	0	0
2.4.	Private Crop	0	0	0	0	0	0	0	0	0	0	0	5
2.5	Private Flood	0	0	0	0	0	0	0	0	0	0	0	0
3.	Farmowners Multiple Peril	28,371	27,451	0	16,525	224,645	146,275	8,731	0	(4,388)	1,306	6,504	338
4.	Homeowners Multiple Peril	0	0	0	0	0	0	0	0	0	0	0	0
5.1	Commercial Multiple Peril (Non-Liability Portion)	61,073	52,358	0	27,188	0	(6,677)	5,856	0	213	1,504	11,057	993
5.2	Commercial Multiple Peril (Liability Portion)	15,379	15,350	0	8,016	0	(254,586)	9,557	11,045	11,946	6,980	3,194	197
6.	Mortgage Guaranty	0	0	0	0	0	0	0	0	0	0	0	0
8.	Ocean Marine	0	0	0	0	0	0	0	0	0	0	0	0
9.	Inland Marine	41,152	36,817	0	4,480	20,549	20,020	1,220	790	995	40	9,957	710
10.	Financial Guaranty	0	0	0	0	0	0	0	0	0	0	0	0
11.1	Medical Professional Liability - Occurrence	0	0	0	0	0	0	0	0	0	0	0	0
11.2	Medical Professional Liability - Claims-Made	0	0	0	0	0	0	0	0	0	0	0	0
12.	Earthquake	0	0	0	0	0	0	0	0	0	0	0	(1)
13.1	Comprehensive (hospital and medical) ind (b)	0	0	0	0	0	0	0	0	0	0	0	0
13.2	Comprehensive (hospital and medical) group (b)	0	0	0	0	0	0	0	0	0	0	0	0
14.	Credit A&H (Group and Individual)	0	0	0	0	0	0	0	0	0	0	0	0
15.1	Vision Only (b).....	0	0	0	0	0	0	0	0	0	0	0	0
15.2	Dental Only (b)	0	0	0	0	0	0	0	0	0	0	0	0
15.3	Disability Income (b)	0	0	0	0	0	0	0	0	0	0	0	0
15.4	Medicare Supplement (b)	0	0	0	0	0	0	0	0	0	0	0	0
15.5	Medicaid Title XIX (b)	0	0	0	0	0	0	0	0	0	0	0	0
15.6	Medicare Title XVIII (b).....	0	0	0	0	0	0	0	0	0	0	0	0
15.7	Long-Term Care (b)	0	0	0	0	0	0	0	0	0	0	0	0
15.8	Federal Employees Health Benefits Plan (b)	0	0	0	0	0	0	0	0	0	0	0	0
15.9	Other Health (b)	0	0	0	0	0	0	0	0	0	0	0	1
16.	Workers' Compensation	512,728	489,644	0	179,207	13,931	70,453	758,942	1,062	6,549	93,911	64,553	12,109
17.1	Other Liability - Occurrence	521,685	458,704	0	230,412	500,000	(46,713)	644,824	8,227	34,105	75,517	76,932	8,052
17.2	Other Liability - Claims-Made	225	225	0	66	0	(118)	1,333	0	(15)	241	34	7
17.3	Excess Workers' Compensation	0	0	0	0	0	0	0	0	0	0	0	0
18.1	Products Liability - Occurrence	0	0	0	0	0	(17)	13	0	(10)	26	0	3
18.2	Products Liability - Claims-Made	0	0	0	0	0	0	0	0	0	0	0	0
19.1	Private Passenger Auto No-Fault (Personal Injury Protection)	0	0	0	0	0	0	0	0	0	0	0	0
19.2	Other Private Passenger Auto Liability	0	0	0	0	0	0	0	0	0	0	0	0
19.3	Commercial Auto No-Fault (Personal Injury Protection)	810	956	0	286	366	306	696	0	(27)	266	145	0
19.4	Other Commercial Auto Liability	142,558	118,519	0	60,994	24,558	47,611	85,255	0	3,416	21,734	20,527	2,073
21.1	Private Passenger Auto Physical Damage	0	0	0	0	0	0	0	0	0	0	0	0
21.2	Commercial Auto Physical Damage	38,212	31,377	0	13,940	83,834	84,790	3,618	22	249	888	6,109	683
22.	Aircraft (all perils)	88,443	87,645	0	53,335	0	1,816	40,370	0	(525)	4,002	13,266	97
23.	Fidelity	124,821	42,532	0	105,815	0	6,521	23,953	0	4,830	17,127	38,592	2,839
24.	Surety	1,363	601	0	1,077	0	(119)	65,721	0	(13)	9,212	460	26
26.	Burglary and Theft	177	111	0	66	0	17	66	0	0	0	29	4
27.	Boiler and Machinery	3,904	3,280	0	1,737	0	(34)	157	0	(437)	(437)	703	61
28.	Credit	0	0	0	0	0	(3)	0	0	0	0	0	2
29.	International	0	0	0	0	0	0	0	0	0	0	0	0
30.	Warranty	0	0	0	0	0	0	0	0	0	0	0	0
31.	Reins nonproportional assumed property	XXX	XXX	XXX	XXX	XXX	XXX	XXX	XXX	XXX	XXX	XXX	XXX
32.	Reins nonproportional assumed liability	XXX	XXX	XXX	XXX	XXX	XXX	XXX	XXX	XXX	XXX	XXX	XXX
33.	Reins nonproportional assumed financial lines	XXX	XXX	XXX	XXX	XXX	XXX	XXX	XXX	XXX	XXX	XXX	XXX
34.	Aggregate Write-Ins for Other Lines of Business	0	0	0	0	0	0	0	0	0	0	0	0
35.	Total (a)	1,580,901	1,365,569	0	703,145	867,884	69,542	1,650,263	21,146	56,887	232,317	252,063	28,202
DETAILS OF WRITE-INS													
3401.	Collateral Protection	0	0	0	0	0	0	0	0	0	0	0	0
3402.	Involuntary Unemployment	0	0	0	0	0	0	0	0	0	0	0	0
3403.	Patent risk	0	0	0	0	0	0	0	0	0	0	0	0
3498.	Summary of remaining write-ins for Line 34 from overflow page	0	0	0	0	0	0	0	0	0	0	0	0
3499.	Totals (Lines 3401 thru 3403 plus 3498)(Line 34 above)	0	0	0	0	0	0	0	0	0	0	0	0

(a) Finance and service charges not included in Lines 1 to 35 \$ 0

(b) For health business on indicated lines report: Number of persons insured under PPO managed care products 0 and number of persons insured under indemnity only products 0

ANNUAL STATEMENT FOR THE YEAR 2023 OF THE GREAT AMERICAN ALLIANCE INSURANCE COMPANY

EXHIBIT OF PREMIUMS AND LOSSES

OVERFLOW PAGE FOR WRITE-INS

Additional Write-ins for Exhibit of Premiums and Losses Line 34

Line of Business	Gross Premiums, Including Policy and Membership Fees, Less Return Premiums and Premiums on Policies not Taken		3	4	5	6	7	8	9	10	11	12
	1 Direct Premiums Written	2 Direct Premiums Earned	Dividends Paid or Credited to Policyholders on Direct Business	Direct Unearned Premium Reserves	Direct Losses Paid (deducting salvage)	Direct Losses Incurred	Direct Losses Unpaid	Direct Defense and Cost Containment Expense Paid	Direct Defense and Cost Containment Expense Incurred	Direct Defense and Cost Containment Expense Unpaid	Commissions and Brokerage Expenses	Taxes, Licenses and Fees
3404. Uninsured Motorist	0	0	0	0	0	0	0	0	0	0	0	0
3497. Summary of remaining write-ins for Line 34 from overflow page	0	0	0	0	0	0	0	0	0	0	0	0



ANNUAL STATEMENT FOR THE YEAR 2023 OF THE GREAT AMERICAN ALLIANCE INSURANCE COMPANY

EXHIBIT OF PREMIUMS AND LOSSES (Statutory Page 14)

NAIC Group Code 0084		BUSINESS IN THE STATE OF Vermont				DURING THE YEAR 2023				NAIC Company Code 26832			
Line of Business	Gross Premiums, Including Policy and Membership Fees, Less Return Premiums and Premiums on Policies not Taken		3	4	5	6	7	8	9	10	11	12	
	1	2											
	Direct Premiums Written	Direct Premiums Earned	Dividends Paid or Credited to Policyholders on Direct Business	Direct Unearned Premium Reserves	Direct Losses Paid (deducting salvage)	Direct Losses Incurred	Direct Losses Unpaid	Direct Defense and Cost Containment Expense Paid	Direct Defense and Cost Containment Expense Incurred	Direct Defense and Cost Containment Expense Unpaid	Commissions and Brokerage Expenses	Taxes, Licenses and Fees	
Fire	0	0	0	0	0	0	0	0	0	0	0	0	
Marine	0	0	0	0	0	0	0	0	0	0	0	0	
Multiple Peril Crop	0	0	0	0	0	0	0	0	0	0	0	0	
Federal Flood	0	0	0	0	0	0	0	0	0	0	0	0	
Private Crop	0	0	0	0	0	0	0	0	0	0	0	0	
Private Flood	0	0	0	0	0	0	0	0	0	0	0	0	
Farmowners Multiple Peril	18,671	18,135	0	7,548	0	2,212	4,755	0	(646)	598	5,134	1,277	
Homeowners Multiple Peril	0	0	0	0	0	0	0	0	0	0	0	0	
Commercial Multiple Peril (Non-Liability Portion)	12,355	22,323	0	10,239	0	(1,001)	4,754	0	77	991	4,747	2,078	
Commercial Multiple Peril (Liability Portion)	8,786	1,736	0	7,050	0	(983)	684	0	267	293	1,378	181	
Mortgage Guaranty	0	0	0	0	0	0	0	0	0	0	0	0	
Ocean Marine	0	0	0	0	0	0	0	0	0	0	0	0	
Inland Marine	18,741	19,127	0	4,848	0	(33)	1,816	0	(106)	146	4,579	1,837	
Financial Guaranty	0	0	0	0	0	0	0	0	0	0	0	0	
Medical Professional Liability - Occurrence	0	0	0	0	0	0	0	0	0	0	0	0	
Medical Professional Liability - Claims-Made	0	0	0	0	0	0	0	0	0	0	0	0	
Earthquake	0	0	0	0	0	0	0	0	0	0	0	0	
Comprehensive (hospital and medical) ind (b)	0	0	0	0	0	0	0	0	0	0	0	0	
Comprehensive (hospital and medical) group (b)	0	0	0	0	0	0	0	0	0	0	0	0	
Credit A&H (Group and Individual)	0	0	0	0	0	0	0	0	0	0	0	0	
Vision Only (b)	0	0	0	0	0	0	0	0	0	0	0	0	
Dental Only (b)	0	0	0	0	0	0	0	0	0	0	0	0	
Disability Income (b)	0	0	0	0	0	0	0	0	0	0	0	0	
Medicare Supplement (b)	0	0	0	0	0	0	0	0	0	0	0	0	
Medicaid Title XIX (b)	0	0	0	0	0	0	0	0	0	0	0	0	
Medicare Title XVIII (b)	0	0	0	0	0	0	0	0	0	0	0	0	
Long-Term Care (b)	0	0	0	0	0	0	0	0	0	0	0	0	
Federal Employees Health Benefits Plan (b)	0	0	0	0	0	0	0	0	0	0	0	0	
Other Health (b)	0	0	0	0	0	0	0	0	0	0	0	0	
Workers' Compensation	260,210	286,335	0	119,472	685,013	996,508	1,198,558	67,422	65,352	54,648	25,375	16,695	
Other Liability - Occurrence	67,001	86,237	0	24,032	0	16,376	152,974	0	6,766	44,431	16,959	6,601	
Other Liability - Claims-Made	0	0	0	0	0	(221)	703	0	(977)	(4,713)	0	1	
Excess Workers' Compensation	0	0	0	0	0	0	0	0	0	0	0	0	
Products Liability - Occurrence	0	0	0	0	0	(19)	21	0	(8)	13	0	0	
Products Liability - Claims-Made	0	0	0	0	0	0	0	0	0	0	0	0	
Private Passenger Auto No-Fault (Personal Injury Protection)	0	0	0	0	0	0	0	0	0	0	0	0	
Other Private Passenger Auto Liability	0	0	0	0	0	0	0	0	0	0	0	0	
Commercial Auto No-Fault (Personal Injury Protection)	0	0	0	0	0	0	0	0	0	0	0	0	
Other Commercial Auto Liability	10,568	9,873	0	5,341	0	19	16,046	0	825	7,605	2,851	719	
Private Passenger Auto Physical Damage	0	0	0	0	0	0	0	0	0	0	0	0	
Commercial Auto Physical Damage	5,173	4,683	0	2,239	0	(215)	933	0	45	352	1,411	337	
Aircraft (all perils)	0	0	0	0	0	0	0	0	0	0	0	0	
Fidelity	35,467	178,151	0	118,281	0	30,152	85,474	0	18,124	47,969	12,235	10,260	
Surety	18,058	13,405	0	15,381	0	994	7,819	0	1,129	3,175	6,323	1,014	
Burglary and Theft	0	0	0	0	0	0	0	0	0	0	0	0	
Boiler and Machinery	3,019	4,418	0	1,183	0	(764)	138	0	(519)	0	556	384	
Credit	0	0	0	0	0	0	0	0	0	0	0	0	
International	0	0	0	0	0	0	0	0	0	0	0	0	
Warranty	0	0	0	0	0	0	0	0	0	0	0	0	
Reins nonproportional assumed property	XXX	XXX	XXX	XXX	XXX	XXX	XXX	XXX	XXX	XXX	XXX	XXX	
Reins nonproportional assumed liability	XXX	XXX	XXX	XXX	XXX	XXX	XXX	XXX	XXX	XXX	XXX	XXX	
Reins nonproportional assumed financial lines	XXX	XXX	XXX	XXX	XXX	XXX	XXX	XXX	XXX	XXX	XXX	XXX	
Aggregate Write-Ins for Other Lines of Business	0	0	0	0	0	0	0	0	0	0	0	0	
Total (a)	458,049	644,423	0	315,614	685,013	1,043,023	1,474,675	67,422	90,330	155,507	81,547	41,383	
DETAILS OF WRITE-INS													
Collateral Protection	0	0	0	0	0	0	0	0	0	0	0	0	
Involuntary Unemployment	0	0	0	0	0	0	0	0	0	0	0	0	
Patent risk	0	0	0	0	0	0	0	0	0	0	0	0	
Summary of remaining write-ins for Line 34 from overflow page	0	0	0	0	0	0	0	0	0	0	0	0	
Totals (Lines 3401 thru 3403 plus 3498)(Line 34 above)	0	0	0	0	0	0	0	0	0	0	0	0	

(a) Finance and service charges not included in Lines 1 to 35 \$0
(b) For health business on indicated lines report: Number of persons insured under PPO managed care products0 and number of persons insured under indemnity only products0 .

ANNUAL STATEMENT FOR THE YEAR 2023 OF THE GREAT AMERICAN ALLIANCE INSURANCE COMPANY

EXHIBIT OF PREMIUMS AND LOSSES

OVERFLOW PAGE FOR WRITE-INS

Additional Write-ins for Exhibit of Premiums and Losses Line 34

Line of Business	Gross Premiums, Including Policy and Membership Fees, Less Return Premiums and Premiums on Policies not Taken		3	4	5	6	7	8	9	10	11	12
	1 Direct Premiums Written	2 Direct Premiums Earned	Dividends Paid or Credited to Policyholders on Direct Business	Direct Unearned Premium Reserves	Direct Losses Paid (deducting salvage)	Direct Losses Incurred	Direct Losses Unpaid	Direct Defense and Cost Containment Expense Paid	Direct Defense and Cost Containment Expense Incurred	Direct Defense and Cost Containment Expense Unpaid	Commissions and Brokerage Expenses	Taxes, Licenses and Fees
3404. Uninsured Motorist	0	0	0	0	0	0	0	0	0	0	0	0
3497. Summary of remaining write-ins for Line 34 from overflow page	0	0	0	0	0	0	0	0	0	0	0	0



ANNUAL STATEMENT FOR THE YEAR 2023 OF THE GREAT AMERICAN ALLIANCE INSURANCE COMPANY

EXHIBIT OF PREMIUMS AND LOSSES (Statutory Page 14)

NAIC Group Code 0084		BUSINESS IN THE STATE OF Virginia				DURING THE YEAR 2023				NAIC Company Code 26832			
Line of Business	Gross Premiums, Including Policy and Membership Fees, Less Return Premiums and Premiums on Policies not Taken		3 Dividends Paid or Credited to Policyholders on Direct Business	4 Direct Unearned Premium Reserves	5 Direct Losses Paid (deducting salvage)	6 Direct Losses Incurred	7 Direct Losses Unpaid	8 Direct Defense and Cost Containment Expense Paid	9 Direct Defense and Cost Containment Expense Incurred	10 Direct Defense and Cost Containment Expense Unpaid	11 Commissions and Brokerage Expenses	12 Taxes, Licenses and Fees	
	1 Direct Premiums Written	2 Direct Premiums Earned											
Fire	0	0	0	0	0	0	0	0	0	0	0	0	
Allied Lines	60	60	0	13	0	(5)	14	0	1	2	8	3	
Multiple Peril Crop	0	0	0	0	0	0	0	0	0	0	0	0	
Federal Flood	0	0	0	0	0	0	0	0	0	0	0	0	
Private Crop	0	0	0	0	0	0	0	0	0	0	0	3	
Private Flood	0	0	0	0	0	0	0	0	0	0	0	0	
Farmowners Multiple Peril	179,445	178,281	0	77,245	0	30,852	56,892	0	(29,012)	8,226	40,791	9,848	
Homeowners Multiple Peril	0	0	0	0	0	0	0	0	0	0	0	0	
Commercial Multiple Peril (Non-Liability Portion)	215,057	210,369	0	74,186	291,479	292,285	151,442	1,450	2,420	32,285	44,201	12,206	
Commercial Multiple Peril (Liability Portion)	31,276	28,305	0	12,425	30,472	(4,945)	72,938	0	1,236	14,454	6,376	1,848	
Mortgage Guaranty	0	0	0	0	0	0	0	0	0	0	0	0	
Ocean Marine	0	0	0	0	0	0	0	0	0	0	0	2	
Inland Marine	75,985	76,252	0	6,997	20,152	18,915	7,805	2,407	2,315	1,859	19,810	5,121	
Financial Guaranty	0	0	0	0	0	0	0	0	0	0	0	0	
Medical Professional Liability - Occurrence	0	0	0	0	0	0	0	0	0	0	0	0	
Medical Professional Liability - Claims-Made	0	0	0	0	0	0	0	0	0	0	0	0	
Earthquake	4,171	3,599	0	2,601	0	(191)	245	0	(1)	13	942	260	
Comprehensive (hospital and medical) ind (b)	0	0	0	0	0	0	0	0	0	0	0	0	
Comprehensive (hospital and medical) group (b)	0	0	0	0	0	0	0	0	0	0	0	0	
Credit A&H (Group and Individual)	0	0	0	0	0	0	0	0	0	0	0	0	
Vision Only (b)	0	0	0	0	0	0	0	0	0	0	0	0	
Dental Only (b)	0	0	0	0	0	0	0	0	0	0	0	0	
Disability Income (b)	0	0	0	0	0	0	0	0	0	0	0	0	
Medicare Supplement (b)	0	0	0	0	0	0	0	0	0	0	0	0	
Medicaid Title XIX (b)	0	0	0	0	0	0	0	0	0	0	0	0	
Medicare Title XVIII (b)	0	0	0	0	0	0	0	0	0	0	0	0	
Long-Term Care (b)	0	0	0	0	0	0	0	0	0	0	0	0	
Federal Employees Health Benefits Plan (b)	0	0	0	0	0	0	0	0	0	0	0	0	
Other Health (b)	0	0	0	0	0	0	0	0	0	0	0	0	
Workers' Compensation	2,637,640	2,572,818	0	884,470	785,759	56,299	3,787,428	68,120	75,163	356,872	356,728	60,044	
Other Liability - Occurrence	1,323,363	1,339,914	0	522,834	1,500	365,976	2,018,201	822	26,923	238,171	221,837	87,127	
Other Liability - Claims-Made	0	0	0	0	0	(9,850)	33,338	0	(2,415)	6,341	0	9	
Excess Workers' Compensation	0	0	0	0	0	0	0	0	0	0	0	0	
Products Liability - Occurrence	10	116	0	0	0	436	1,274	0	37	284	(8)	14	
Products Liability - Claims-Made	0	0	0	0	0	0	0	0	0	0	0	0	
Private Passenger Auto No-Fault (Personal Injury Protection)	0	0	0	0	0	0	0	0	0	0	0	0	
Other Private Passenger Auto Liability	0	0	0	0	0	0	24,478	0	0	5,410	0	0	
Commercial Auto No-Fault (Personal Injury Protection)	0	0	0	0	0	0	0	0	0	0	0	0	
Other Commercial Auto Liability	124,435	131,158	0	62,865	6,053	(2,744)	110,554	289	664	31,656	21,573	8,490	
Private Passenger Auto Physical Damage	0	0	0	0	0	0	0	0	0	0	0	0	
Commercial Auto Physical Damage	28,752	35,849	0	11,575	6,646	5,639	4,931	658	759	1,182	4,690	2,098	
Aircraft (all perils)	14,013	23,022	0	5,552	0	(9,243)	22,070	0	(1,704)	1,902	2,102	1,965	
Fidelity	252,670	399,377	0	393,546	12,240	191,740	269,788	150	53,136	100,452	84,365	37,381	
Surety	81,117	55,065	0	69,518	0	5,217	35,613	0	4,105	13,551	28,949	3,977	
Burglary and Theft	0	299	0	0	0	311	535	0	0	0	0	22	
Boiler and Machinery	16,130	15,530	0	5,748	0	2,294	4,916	0	(946)	19	3,155	927	
Credit	0	0	0	0	0	0	0	0	0	0	0	4	
International	0	0	0	0	0	0	0	0	0	0	0	0	
Warranty	0	0	0	0	0	0	0	0	0	0	0	0	
Reins nonproportional assumed property	XXX	XXX	XXX	XXX	XXX	XXX	XXX	XXX	XXX	XXX	XXX	XXX	
Reins nonproportional assumed liability	XXX	XXX	XXX	XXX	XXX	XXX	XXX	XXX	XXX	XXX	XXX	XXX	
Reins nonproportional assumed financial lines	XXX	XXX	XXX	XXX	XXX	XXX	XXX	XXX	XXX	XXX	XXX	XXX	
Aggregate Write-Ins for Other Lines of Business	181	181	0	0	0	0	0	0	0	0	0	0	
Total (a)	4,984,306	5,070,196	0	2,129,574	1,154,302	942,986	6,602,465	73,896	132,682	812,679	835,519	231,348	
DETAILS OF WRITE-INS													
Collateral Protection	0	0	0	0	0	0	0	0	0	0	0	0	
Involuntary Unemployment	0	0	0	0	0	0	0	0	0	0	0	0	
Patent risk	0	0	0	0	0	0	0	0	0	0	0	0	
Summary of remaining write-ins for Line 34 from overflow page	181	181	0	0	0	0	0	0	0	0	0	0	
Totals (Lines 3401 thru 3403 plus 3498)(Line 34 above)	181	181	0	0	0	0	0	0	0	0	0	0	

(a) Finance and service charges not included in Lines 1 to 35 \$0
(b) For health business on indicated lines report: Number of persons insured under PPO managed care products0 and number of persons insured under indemnity only products0 .

ANNUAL STATEMENT FOR THE YEAR 2023 OF THE GREAT AMERICAN ALLIANCE INSURANCE COMPANY

EXHIBIT OF PREMIUMS AND LOSSES

OVERFLOW PAGE FOR WRITE-INS

Additional Write-ins for Exhibit of Premiums and Losses Line 34

Line of Business	Gross Premiums, Including Policy and Membership Fees, Less Return Premiums and Premiums on Policies not Taken		3	4	5	6	7	8	9	10	11	12
	1 Direct Premiums Written	2 Direct Premiums Earned	Dividends Paid or Credited to Policyholders on Direct Business	Direct Unearned Premium Reserves	Direct Losses Paid (deducting salvage)	Direct Losses Incurred	Direct Losses Unpaid	Direct Defense and Cost Containment Expense Paid	Direct Defense and Cost Containment Expense Incurred	Direct Defense and Cost Containment Expense Unpaid	Commissions and Brokerage Expenses	Taxes, Licenses and Fees
3404. Uninsured Motorist	181	181	0	0	0	0	0	0	0	0	0	0
3497. Summary of remaining write-ins for Line 34 from overflow page	181	181	0	0	0	0	0	0	0	0	0	0



ANNUAL STATEMENT FOR THE YEAR 2023 OF THE GREAT AMERICAN ALLIANCE INSURANCE COMPANY

EXHIBIT OF PREMIUMS AND LOSSES (Statutory Page 14)

NAIC Group Code 0084		BUSINESS IN THE STATE OF Washington				DURING THE YEAR 2023				NAIC Company Code 26832			
Line of Business	Gross Premiums, Including Policy and Membership Fees, Less Return Premiums and Premiums on Policies not Taken		3 Dividends Paid or Credited to Policyholders on Direct Business	4 Direct Unearned Premium Reserves	5 Direct Losses Paid (deducting salvage)	6 Direct Losses Incurred	7 Direct Losses Unpaid	8 Direct Defense and Cost Containment Expense Paid	9 Direct Defense and Cost Containment Expense Incurred	10 Direct Defense and Cost Containment Expense Unpaid	11 Commissions and Brokerage Expenses	12 Taxes, Licenses and Fees	
	1 Direct Premiums Written	2 Direct Premiums Earned											
Fire	0	0	0	0	0	0	0	0	0	0	0	0	
Allied Lines	30	30	0	25	0	14	19	0	(6)	1	4	1	
Multiple Peril Crop	0	0	0	0	0	0	0	0	0	0	0	0	
Federal Flood	0	0	0	0	0	0	0	0	0	0	0	0	
Private Crop	0	0	0	0	0	0	0	0	0	0	0	0	
Private Flood	0	0	0	0	0	0	0	0	0	0	0	0	
Farmowners Multiple Peril	308,727	147,714	0	162,549	4,380	28,487	26,410	0	1,179	3,858	48,427	6,610	
Homeowners Multiple Peril	0	0	0	0	0	0	0	0	0	0	0	0	
Commercial Multiple Peril (Non-Liability Portion)	984,242	1,071,284	0	451,184	501,917	362,750	1,971,554	124,353	125,848	62,034	202,494	23,672	
Commercial Multiple Peril (Liability Portion)	331,756	333,151	0	150,739	571,735	392,338	1,871,179	(58,397)	(13,176)	124,185	69,438	7,856	
Mortgage Guaranty	0	0	0	0	0	0	0	0	0	0	0	0	
Ocean Marine	0	0	0	0	0	0	0	0	0	0	0	0	
Inland Marine	100,800	101,648	0	4,093	32,551	35,769	8,931	0	(101)	175	26,697	2,535	
Financial Guaranty	0	0	0	0	0	0	0	0	0	0	0	0	
Medical Professional Liability - Occurrence	0	0	0	0	0	0	0	0	0	0	0	0	
Medical Professional Liability - Claims-Made	0	0	0	0	0	0	0	0	0	0	0	0	
Earthquake	0	0	0	0	0	0	0	0	0	0	0	0	
Comprehensive (hospital and medical) ind (b)	0	0	0	0	0	0	0	0	0	0	0	0	
Comprehensive (hospital and medical) group (b)	0	0	0	0	0	0	0	0	0	0	0	0	
Credit A&H (Group and Individual)	0	0	0	0	0	0	0	0	0	0	0	0	
Vision Only (b)	0	0	0	0	0	0	0	0	0	0	0	0	
Dental Only (b)	0	0	0	0	0	0	0	0	0	0	0	0	
Disability Income (b)	0	0	0	0	0	0	0	0	0	0	0	0	
Medicare Supplement (b)	0	0	0	0	0	0	0	0	0	0	0	0	
Medicaid Title XIX (b)	0	0	0	0	0	0	0	0	0	0	0	0	
Medicare Title XVIII (b)	0	0	0	0	0	0	0	0	0	0	0	0	
Long-Term Care (b)	0	0	0	0	0	0	0	0	0	0	0	0	
Federal Employees Health Benefits Plan (b)	0	0	0	0	0	0	0	0	0	0	0	0	
Other Health (b)	0	0	0	0	0	0	0	0	0	0	0	0	
Workers' Compensation	77,076	77,729	0	37,207	0	7,506	37,328	0	1,297	5,942	7,871	1,776	
Other Liability - Occurrence	2,713,073	2,585,499	0	1,260,485	137,000	409,769	3,598,760	89,422	173,326	484,914	373,115	61,979	
Other Liability - Claims-Made	828	853	0	273	0	10,269	21,009	0	815	6,727	139	29	
Excess Workers' Compensation	0	0	0	0	0	0	0	0	0	0	0	0	
Products Liability - Occurrence	0	0	0	0	0	(15,255)	5,567	0	(5,438)	7,986	0	2	
Products Liability - Claims-Made	0	0	0	0	0	0	0	0	0	0	0	0	
Private Passenger Auto No-Fault (Personal Injury Protection)	0	0	0	0	0	0	0	0	0	0	0	0	
Other Private Passenger Auto Liability	0	0	0	0	0	0	0	0	0	0	0	0	
Commercial Auto No-Fault (Personal Injury Protection)	2,300	3,969	0	1,163	0	(1,242)	5,376	0	(497)	1,702	354	63	
Other Commercial Auto Liability	288,523	312,076	0	157,591	14,695	(111,085)	512,324	62,850	53,621	82,761	47,407	6,882	
Private Passenger Auto Physical Damage	0	0	0	0	0	0	0	0	0	0	0	0	
Commercial Auto Physical Damage	43,340	47,666	0	21,425	121,497	118,510	10,226	16,210	15,962	3,056	7,344	1,040	
Aircraft (all perils)	147,661	146,556	0	57,156	0	14,942	54,576	0	1,057	5,435	22,149	3,386	
Fidelity	323,640	415,162	0	251,630	0	76,879	177,364	0	45,064	90,899	104,471	7,756	
Surety	24,010	25,857	0	14,284	0	1,578	177,925	(2,238)	(1,218)	26,358	10,721	553	
Burglary and Theft	261	534	0	146	0	(66)	92	0	17	17	55	7	
Boiler and Machinery	71,244	72,279	0	31,775	3,934	(2,355)	2,153	0	696	697	13,986	1,687	
Credit	0	0	0	0	0	(436)	4	0	0	0	0	1	
International	0	0	0	0	0	0	0	0	0	0	0	0	
Warranty	0	0	0	0	0	0	0	0	0	0	0	0	
Reins nonproportional assumed property	XXX	XXX	XXX	XXX	XXX	XXX	XXX	XXX	XXX	XXX	XXX	XXX	
Reins nonproportional assumed liability	XXX	XXX	XXX	XXX	XXX	XXX	XXX	XXX	XXX	XXX	XXX	XXX	
Reins nonproportional assumed financial lines	XXX	XXX	XXX	XXX	XXX	XXX	XXX	XXX	XXX	XXX	XXX	XXX	
Aggregate Write-Ins for Other Lines of Business	0	0	0	0	0	0	0	0	0	0	0	0	
Total (a)	5,417,510	5,342,007	0	2,601,725	1,387,709	1,328,372	8,480,799	232,200	398,446	906,747	934,675	125,851	
DETAILS OF WRITE-INS													
Collateral Protection	0	0	0	0	0	0	0	0	0	0	0	0	
Involuntary Unemployment	0	0	0	0	0	0	0	0	0	0	0	0	
Patent risk	0	0	0	0	0	0	0	0	0	0	0	0	
Summary of remaining write-ins for Line 34 from overflow page	0	0	0	0	0	0	0	0	0	0	0	0	
Totals (Lines 3401 thru 3403 plus 3498)(Line 34 above)	0	0	0	0	0	0	0	0	0	0	0	0	

(a) Finance and service charges not included in Lines 1 to 35 \$0
(b) For health business on indicated lines report: Number of persons insured under PPO managed care products0 and number of persons insured under indemnity only products0 .

ANNUAL STATEMENT FOR THE YEAR 2023 OF THE GREAT AMERICAN ALLIANCE INSURANCE COMPANY

EXHIBIT OF PREMIUMS AND LOSSES

OVERFLOW PAGE FOR WRITE-INS

Additional Write-ins for Exhibit of Premiums and Losses Line 34

Line of Business	Gross Premiums, Including Policy and Membership Fees, Less Return Premiums and Premiums on Policies not Taken		3	4	5	6	7	8	9	10	11	12
	1 Direct Premiums Written	2 Direct Premiums Earned	Dividends Paid or Credited to Policyholders on Direct Business	Direct Unearned Premium Reserves	Direct Losses Paid (deducting salvage)	Direct Losses Incurred	Direct Losses Unpaid	Direct Defense and Cost Containment Expense Paid	Direct Defense and Cost Containment Expense Incurred	Direct Defense and Cost Containment Expense Unpaid	Commissions and Brokerage Expenses	Taxes, Licenses and Fees
3404. Uninsured Motorist	0	0	0	0	0	0	0	0	0	0	0	0
3497. Summary of remaining write-ins for Line 34 from overflow page	0	0	0	0	0	0	0	0	0	0	0	0



ANNUAL STATEMENT FOR THE YEAR 2023 OF THE GREAT AMERICAN ALLIANCE INSURANCE COMPANY

EXHIBIT OF PREMIUMS AND LOSSES (Statutory Page 14)

NAIC Group Code 0084 BUSINESS IN THE STATE OF West Virginia DURING THE YEAR 2023 NAIC Company Code 26832

Line of Business		Gross Premiums, Including Policy and Membership Fees, Less Return Premiums and Premiums on Policies not Taken		3 Dividends Paid or Credited to Policyholders on Direct Business	4 Direct Unearned Premium Reserves	5 Direct Losses Paid (deducting salvage)	6 Direct Losses Incurred	7 Direct Losses Unpaid	8 Direct Defense and Cost Containment Expense Paid	9 Direct Defense and Cost Containment Expense Incurred	10 Direct Defense and Cost Containment Expense Unpaid	11 Commissions and Brokerage Expenses	12 Taxes, Licenses and Fees
		1 Direct Premiums Written	2 Direct Premiums Earned										
1.	Fire	0	0	0	0	0	0	0	0	0	0	0	0
2.1	Allied Lines	0	0	0	0	0	0	0	0	0	0	0	0
2.2	Multiple Peril Crop	0	0	0	0	0	0	0	0	0	0	0	0
2.3	Federal Flood	0	0	0	0	0	0	0	0	0	0	0	0
2.4.	Private Crop	0	0	0	0	0	0	0	0	0	0	0	3
2.5	Private Flood	0	0	0	0	0	0	0	0	0	0	0	0
3.	Farmowners Multiple Peril	0	0	0	0	0	0	0	0	0	0	0	1
4.	Homeowners Multiple Peril	0	0	0	0	0	0	0	0	0	0	0	0
5.1	Commercial Multiple Peril (Non-Liability Portion)	23,613	35,835	0	23,578	0	10,523	16,496	0	1,574	5,804	9,007	(1,165)
5.2	Commercial Multiple Peril (Liability Portion)	8,640	9,424	0	5,156	0	425	5,650	0	859	3,081	2,310	(2)
6.	Mortgage Guaranty	0	0	0	0	0	0	0	0	0	0	0	0
8.	Ocean Marine	0	0	0	0	0	0	0	0	0	0	0	0
9.	Inland Marine	7,202	8,218	0	0	5,486	5,626	931	0	131	245	2,030	697
10.	Financial Guaranty	0	0	0	0	0	0	0	0	0	0	0	0
11.1	Medical Professional Liability - Occurrence	0	0	0	0	0	0	0	0	0	0	0	0
11.2	Medical Professional Liability - Claims-Made	0	0	0	0	0	0	0	0	0	0	0	0
12.	Earthquake	1,392	382	0	1,010	0	154	154	0	0	0	432	48
13.1	Comprehensive (hospital and medical) ind (b)	0	0	0	0	0	0	0	0	0	0	0	0
13.2	Comprehensive (hospital and medical) group (b)	0	0	0	0	0	0	0	0	0	0	0	0
14.	Credit A&H (Group and Individual)	0	0	0	0	0	0	0	0	0	0	0	0
15.1	Vision Only (b).....	0	0	0	0	0	0	0	0	0	0	0	0
15.2	Dental Only (b)	0	0	0	0	0	0	0	0	0	0	0	0
15.3	Disability Income (b)	0	0	0	0	0	0	0	0	0	0	0	0
15.4	Medicare Supplement (b)	0	0	0	0	0	0	0	0	0	0	0	0
15.5	Medicaid Title XIX (b)	0	0	0	0	0	0	0	0	0	0	0	0
15.6	Medicare Title XVIII (b).....	0	0	0	0	0	0	0	0	0	0	0	0
15.7	Long-Term Care (b)	0	0	0	0	0	0	0	0	0	0	0	0
15.8	Federal Employees Health Benefits Plan (b)	0	0	0	0	0	0	0	0	0	0	0	0
15.9	Other Health (b)	0	0	0	0	0	0	0	0	0	0	0	0
16.	Workers' Compensation	162,026	254,212	0	67,672	1,419	174,892	685,750	89	(794)	52,856	20,702	217
17.1	Other Liability - Occurrence	77,551	62,851	0	38,910	0	8,548	101,281	0	6,965	24,440	21,862	1,370
17.2	Other Liability - Claims-Made	0	0	0	0	15,329	19,991	67,182	0	(4,341)	6,890	0	2
17.3	Excess Workers' Compensation	0	0	0	0	0	0	0	0	0	0	0	0
18.1	Products Liability - Occurrence	0	0	0	0	0	0	0	0	0	0	0	2
18.2	Products Liability - Claims-Made	0	0	0	0	0	0	0	0	0	0	0	0
19.1	Private Passenger Auto No-Fault (Personal Injury Protection)	0	0	0	0	0	0	0	0	0	0	0	0
19.2	Other Private Passenger Auto Liability	0	0	0	0	0	0	0	0	0	0	0	0
19.3	Commercial Auto No-Fault (Personal Injury Protection)	0	0	0	0	0	0	0	0	0	0	0	0
19.4	Other Commercial Auto Liability	30,422	25,580	0	15,622	0	(1,641)	23,262	0	3,007	14,486	9,479	440
21.1	Private Passenger Auto Physical Damage	0	0	0	0	0	0	0	0	0	0	0	0
21.2	Commercial Auto Physical Damage	18,539	15,547	0	9,181	0	(254)	914	0	269	648	5,878	340
22.	Aircraft (all perils)	0	0	0	0	0	0	0	0	0	0	0	0
23.	Fidelity	364,401	293,072	0	361,165	150,000	197,227	164,528	0	31,821	96,145	117,394	(600)
24.	Surety	12,918	21,202	0	12,898	0	2,514	10,052	0	1,706	4,464	5,226	(159)
26.	Burglary and Theft	0	0	0	0	0	0	0	0	0	0	0	0
27.	Boiler and Machinery	1,731	2,555	0	1,688	0	722	861	0	0	0	650	(77)
28.	Credit	0	0	0	0	0	(54)	0	0	0	0	0	1
29.	International	0	0	0	0	0	0	0	0	0	0	0	0
30.	Warranty	0	0	0	0	0	0	0	0	0	0	0	0
31.	Reins nonproportional assumed property	XXX	XXX	XXX	XXX	XXX	XXX	XXX	XXX	XXX	XXX	XXX	XXX
32.	Reins nonproportional assumed liability	XXX	XXX	XXX	XXX	XXX	XXX	XXX	XXX	XXX	XXX	XXX	XXX
33.	Reins nonproportional assumed financial lines	XXX	XXX	XXX	XXX	XXX	XXX	XXX	XXX	XXX	XXX	XXX	XXX
34.	Aggregate Write-Ins for Other Lines of Business	0	0	0	0	0	0	0	0	0	0	0	0
35.	Total (a)	708,435	728,879	0	536,880	172,234	418,664	1,077,060	89	41,197	209,059	194,971	1,118
DETAILS OF WRITE-INS													
3401.	Collateral Protection	0	0	0	0	0	0	0	0	0	0	0	0
3402.	Involuntary Unemployment	0	0	0	0	0	0	0	0	0	0	0	0
3403.	Patent risk	0	0	0	0	0	0	0	0	0	0	0	0
3498.	Summary of remaining write-ins for Line 34 from overflow page	0	0	0	0	0	0	0	0	0	0	0	0
3499.	Totals (Lines 3401 thru 3403 plus 3498)(Line 34 above)	0	0	0	0	0	0	0	0	0	0	0	0

(a) Finance and service charges not included in Lines 1 to 35 \$0
(b) For health business on indicated lines report: Number of persons insured under PPO managed care products0 and number of persons insured under indemnity only products0 .

ANNUAL STATEMENT FOR THE YEAR 2023 OF THE GREAT AMERICAN ALLIANCE INSURANCE COMPANY

EXHIBIT OF PREMIUMS AND LOSSES

OVERFLOW PAGE FOR WRITE-INS

Additional Write-ins for Exhibit of Premiums and Losses Line 34

Line of Business	Gross Premiums, Including Policy and Membership Fees, Less Return Premiums and Premiums on Policies not Taken		3	4	5	6	7	8	9	10	11	12
	1 Direct Premiums Written	2 Direct Premiums Earned	Dividends Paid or Credited to Policyholders on Direct Business	Direct Unearned Premium Reserves	Direct Losses Paid (deducting salvage)	Direct Losses Incurred	Direct Losses Unpaid	Direct Defense and Cost Containment Expense Paid	Direct Defense and Cost Containment Expense Incurred	Direct Defense and Cost Containment Expense Unpaid	Commissions and Brokerage Expenses	Taxes, Licenses and Fees
3404. Uninsured Motorist	0	0	0	0	0	0	0	0	0	0	0	0
3497. Summary of remaining write-ins for Line 34 from overflow page	0	0	0	0	0	0	0	0	0	0	0	0



ANNUAL STATEMENT FOR THE YEAR 2023 OF THE GREAT AMERICAN ALLIANCE INSURANCE COMPANY

EXHIBIT OF PREMIUMS AND LOSSES (Statutory Page 14)

NAIC Group Code 0084 BUSINESS IN THE STATE OF Wisconsin DURING THE YEAR 2023 NAIC Company Code 26832

Line of Business		Gross Premiums, Including Policy and Membership Fees, Less Return Premiums and Premiums on Policies not Taken		3 Dividends Paid or Credited to Policyholders on Direct Business	4 Direct Unearned Premium Reserves	5 Direct Losses Paid (deducting salvage)	6 Direct Losses Incurred	7 Direct Losses Unpaid	8 Direct Defense and Cost Containment Expense Paid	9 Direct Defense and Cost Containment Expense Incurred	10 Direct Defense and Cost Containment Expense Unpaid	11 Commissions and Brokerage Expenses	12 Taxes, Licenses and Fees
		1 Direct Premiums Written	2 Direct Premiums Earned										
1.	Fire	0	0	0	0	0	0	0	0	0	0	0	0
2.1	Allied Lines	0	0	0	0	0	(10)	3	0	0	(1)	0	0
2.2	Multiple Peril Crop	0	0	0	0	0	0	0	0	0	0	0	34
2.3	Federal Flood	0	0	0	0	0	0	0	0	0	0	0	0
2.4.	Private Crop	0	0	0	0	0	0	0	0	0	0	0	1
2.5	Private Flood	0	0	0	0	0	0	0	0	0	0	0	0
3.	Farmowners Multiple Peril	11,809	10,868	0	5,076	0	1,723	2,700	0	(1,007)	377	2,695	179
4.	Homeowners Multiple Peril	0	0	0	0	0	0	0	0	0	0	0	0
5.1	Commercial Multiple Peril (Non-Liability Portion)	58,497	57,306	0	18,260	0	2,340	90,269	8,627	20,369	15,493	13,378	917
5.2	Commercial Multiple Peril (Liability Portion)	16,974	18,233	0	6,527	0	(5,807)	9,983	0	1,974	5,158	3,938	266
6.	Mortgage Guaranty	0	0	0	0	0	0	0	0	0	0	0	0
8.	Ocean Marine	0	0	0	0	0	0	0	0	0	0	0	1
9.	Inland Marine	39,823	39,819	0	99	8,909	1,393	1,655	320	502	6	10,891	772
10.	Financial Guaranty	0	0	0	0	0	0	0	0	0	0	0	0
11.1	Medical Professional Liability - Occurrence	0	0	0	0	0	0	0	0	0	0	0	0
11.2	Medical Professional Liability - Claims-Made	0	0	0	0	0	0	0	0	0	0	0	0
12.	Earthquake	0	0	0	0	0	0	0	0	0	0	0	(3)
13.1	Comprehensive (hospital and medical) ind (b)	0	0	0	0	0	0	0	0	0	0	0	0
13.2	Comprehensive (hospital and medical) group (b)	0	0	0	0	0	0	0	0	0	0	0	0
14.	Credit A&H (Group and Individual)	0	0	0	0	0	0	0	0	0	0	0	0
15.1	Vision Only (b).....	0	0	0	0	0	0	0	0	0	0	0	0
15.2	Dental Only (b)	0	0	0	0	0	0	0	0	0	0	0	0
15.3	Disability Income (b)	0	0	0	0	0	0	0	0	0	0	0	0
15.4	Medicare Supplement (b)	0	0	0	0	0	0	0	0	0	0	0	0
15.5	Medicaid Title XIX (b)	0	0	0	0	0	0	0	0	0	0	0	0
15.6	Medicare Title XVIII (b).....	0	0	0	0	0	0	0	0	0	0	0	0
15.7	Long-Term Care (b)	0	0	0	0	0	0	0	0	0	0	0	0
15.8	Federal Employees Health Benefits Plan (b)	0	0	0	0	0	0	0	0	0	0	0	0
15.9	Other Health (b)	0	0	0	0	0	0	0	0	0	0	0	3
16.	Workers' Compensation	12,035,692	11,956,971	0	2,811,224	5,723,242	6,979,728	13,986,694	502,505	635,694	1,084,612	511,524	225,590
17.1	Other Liability - Occurrence	290,563	274,364	0	95,617	0	(94,918)	261,566	0	(319)	37,792	44,879	4,405
17.2	Other Liability - Claims-Made	75	75	0	59	27,366	217,268	662,317	0	(38,468)	85,901	11	6
17.3	Excess Workers' Compensation	0	0	0	0	0	0	0	0	0	0	0	0
18.1	Products Liability - Occurrence	38	65	0	0	0	(10)	15	0	(6)	0	4	4
18.2	Products Liability - Claims-Made	0	0	0	0	0	0	0	0	0	0	0	0
19.1	Private Passenger Auto No-Fault (Personal Injury Protection)	0	0	0	0	0	0	0	0	0	0	0	0
19.2	Other Private Passenger Auto Liability	0	0	0	0	0	0	0	0	0	0	0	0
19.3	Commercial Auto No-Fault (Personal Injury Protection)	0	0	0	0	0	0	0	0	0	0	0	0
19.4	Other Commercial Auto Liability	18,351	16,628	0	5,437	0	(3,645)	9,884	0	1,508	6,090	4,392	279
21.1	Private Passenger Auto Physical Damage	0	0	0	0	0	0	0	0	0	0	0	0
21.2	Commercial Auto Physical Damage	10,322	9,025	0	3,438	453	(1,302)	981	0	125	525	2,806	156
22.	Aircraft (all perils)	141,771	139,626	0	54,587	0	(5,629)	73,580	0	(2,129)	7,169	21,876	2,188
23.	Fidelity	242,870	236,942	0	294,979	44,584	81,040	123,693	0	22,626	71,059	76,464	3,599
24.	Surety	47,678	53,081	0	23,416	0	2,507	24,279	0	2,101	6,882	20,899	726
26.	Burglary and Theft	0	0	0	0	0	0	0	0	0	0	0	0
27.	Boiler and Machinery	3,948	3,821	0	1,288	0	353	620	0	426	426	940	61
28.	Credit	0	0	0	0	0	165	(4)	0	0	0	0	2
29.	International	0	0	0	0	0	0	0	0	0	0	0	0
30.	Warranty	0	0	0	0	0	0	0	0	0	0	0	0
31.	Reins nonproportional assumed property	XXX	XXX	XXX	XXX	XXX	XXX	XXX	XXX	XXX	XXX	XXX	XXX
32.	Reins nonproportional assumed liability	XXX	XXX	XXX	XXX	XXX	XXX	XXX	XXX	XXX	XXX	XXX	XXX
33.	Reins nonproportional assumed financial lines	XXX	XXX	XXX	XXX	XXX	XXX	XXX	XXX	XXX	XXX	XXX	XXX
34.	Aggregate Write-Ins for Other Lines of Business	0	0	0	0	0	0	0	0	0	0	0	0
35.	Total (a)	12,918,410	12,816,824	0	3,320,007	5,804,553	7,175,197	15,248,235	511,451	643,396	1,321,490	714,696	239,187
DETAILS OF WRITE-INS													
3401.	Collateral Protection	0	0	0	0	0	0	0	0	0	0	0	0
3402.	Involuntary Unemployment	0	0	0	0	0	0	0	0	0	0	0	0
3403.	Patent risk	0	0	0	0	0	0	0	0	0	0	0	0
3498.	Summary of remaining write-ins for Line 34 from overflow page	0	0	0	0	0	0	0	0	0	0	0	0
3499.	Totals (Lines 3401 thru 3403 plus 3498)(Line 34 above)	0	0	0	0	0	0	0	0	0	0	0	0

(a) Finance and service charges not included in Lines 1 to 35 \$0
(b) For health business on indicated lines report: Number of persons insured under PPO managed care products0 and number of persons insured under indemnity only products0 .

ANNUAL STATEMENT FOR THE YEAR 2023 OF THE GREAT AMERICAN ALLIANCE INSURANCE COMPANY

EXHIBIT OF PREMIUMS AND LOSSES

OVERFLOW PAGE FOR WRITE-INS

Additional Write-ins for Exhibit of Premiums and Losses Line 34

Line of Business	Gross Premiums, Including Policy and Membership Fees, Less Return Premiums and Premiums on Policies not Taken		3	4	5	6	7	8	9	10	11	12
	1 Direct Premiums Written	2 Direct Premiums Earned	Dividends Paid or Credited to Policyholders on Direct Business	Direct Unearned Premium Reserves	Direct Losses Paid (deducting salvage)	Direct Losses Incurred	Direct Losses Unpaid	Direct Defense and Cost Containment Expense Paid	Direct Defense and Cost Containment Expense Incurred	Direct Defense and Cost Containment Expense Unpaid	Commissions and Brokerage Expenses	Taxes, Licenses and Fees
3404. Uninsured Motorist	0	0	0	0	0	0	0	0	0	0	0	0
3497. Summary of remaining write-ins for Line 34 from overflow page	0	0	0	0	0	0	0	0	0	0	0	0



ANNUAL STATEMENT FOR THE YEAR 2023 OF THE GREAT AMERICAN ALLIANCE INSURANCE COMPANY

EXHIBIT OF PREMIUMS AND LOSSES (Statutory Page 14)

NAIC Group Code 0084		BUSINESS IN THE STATE OF Wyoming		DURING THE YEAR 2023						NAIC Company Code 26832			
Line of Business		Gross Premiums, Including Policy and Membership Fees, Less Return Premiums and Premiums on Policies not Taken		3 Dividends Paid or Credited to Policyholders on Direct Business	4 Direct Unearned Premium Reserves	5 Direct Losses Paid (deducting salvage)	6 Direct Losses Incurred	7 Direct Losses Unpaid	8 Direct Defense and Cost Containment Expense Paid	9 Direct Defense and Cost Containment Expense Incurred	10 Direct Defense and Cost Containment Expense Unpaid	11 Commissions and Brokerage Expenses	12 Taxes, Licenses and Fees
		1 Direct Premiums Written	2 Direct Premiums Earned										
1.	Fire	0	0	0	0	0	0	0	0	0	0	0	0
2.1	Allied Lines	0	0	0	0	0	0	0	0	0	0	0	0
2.2	Multiple Peril Crop	0	0	0	0	0	0	0	0	0	0	0	0
2.3	Federal Flood	0	0	0	0	0	0	0	0	0	0	0	0
2.4.	Private Crop	0	0	0	0	0	0	0	0	0	0	0	2
2.5	Private Flood	0	0	0	0	0	0	0	0	0	0	0	0
3.	Farmowners Multiple Peril	145,759	139,065	0	50,109	11,030	33,643	38,860	0	(13,629)	6,024	29,953	4,981
4.	Homeowners Multiple Peril	0	0	0	0	0	0	0	0	0	0	0	0
5.1	Commercial Multiple Peril (Non-Liability Portion)	115,632	107,749	0	65,000	16,533	7,980	6,235	0	(182)	1,421	22,444	4,110
5.2	Commercial Multiple Peril (Liability Portion)	54,075	45,241	0	27,947	0	(6,226)	35,741	0	5,520	16,578	10,569	1,657
6.	Mortgage Guaranty	0	0	0	0	0	0	0	0	0	0	0	0
8.	Ocean Marine	0	0	0	0	0	0	0	0	0	0	0	0
9.	Inland Marine	4,721	5,017	0	131	24,047	24,148	221	0	23	2	1,308	270
10.	Financial Guaranty	0	0	0	0	0	0	0	0	0	0	0	0
11.1	Medical Professional Liability - Occurrence	0	0	0	0	0	0	0	0	0	0	0	0
11.2	Medical Professional Liability - Claims-Made	0	0	0	0	0	0	0	0	0	0	0	0
12.	Earthquake	0	0	0	0	0	0	0	0	0	0	0	0
13.1	Comprehensive (hospital and medical) ind (b)	0	0	0	0	0	0	0	0	0	0	0	0
13.2	Comprehensive (hospital and medical) group (b)	0	0	0	0	0	0	0	0	0	0	0	0
14.	Credit A&H (Group and Individual)	0	0	0	0	0	0	0	0	0	0	0	0
15.1	Vision Only (b).....	0	0	0	0	0	0	0	0	0	0	0	0
15.2	Dental Only (b)	0	0	0	0	0	0	0	0	0	0	0	0
15.3	Disability Income (b)	0	0	0	0	0	0	0	0	0	0	0	0
15.4	Medicare Supplement (b)	0	0	0	0	0	0	0	0	0	0	0	0
15.5	Medicaid Title XIX (b)	0	0	0	0	0	0	0	0	0	0	0	0
15.6	Medicare Title XVIII (b).....	0	0	0	0	0	0	0	0	0	0	0	0
15.7	Long-Term Care (b)	0	0	0	0	0	0	0	0	0	0	0	0
15.8	Federal Employees Health Benefits Plan (b)	0	0	0	0	0	0	0	0	0	0	0	0
15.9	Other Health (b)	0	0	0	0	0	0	0	0	0	0	0	0
16.	Workers' Compensation	25,676	25,594	0	1,375	0	2,757	9,506	0	1,132	1,788	1,654	834
17.1	Other Liability - Occurrence	81,985	82,958	0	38,532	0	9,457	127,229	0	1,412	10,290	13,663	2,938
17.2	Other Liability - Claims-Made	150	150	0	19	0	(104)	226	0	(2)	6	23	6
17.3	Excess Workers' Compensation	0	0	0	0	0	0	0	0	0	0	0	0
18.1	Products Liability - Occurrence	0	0	0	0	0	0	0	0	0	0	0	1
18.2	Products Liability - Claims-Made	0	0	0	0	0	0	0	0	0	0	0	0
19.1	Private Passenger Auto No-Fault (Personal Injury Protection)	0	0	0	0	0	0	0	0	0	0	0	0
19.2	Other Private Passenger Auto Liability	0	0	0	0	0	0	0	0	0	0	0	0
19.3	Commercial Auto No-Fault (Personal Injury Protection)	0	0	0	0	0	0	0	0	0	0	0	0
19.4	Other Commercial Auto Liability	32,730	32,692	0	2,612	0	1,997	44,638	0	(204)	8,663	2,529	1,137
21.1	Private Passenger Auto Physical Damage	0	0	0	0	0	0	0	0	0	0	0	0
21.2	Commercial Auto Physical Damage	36,173	36,231	0	2,234	7,893	7,530	5,653	0	(47)	1,033	2,525	1,253
22.	Aircraft (all perils)	0	0	0	0	0	(1,450)	1,997	0	(228)	197	0	1
23.	Fidelity	27,825	65,892	0	58,884	0	11,352	33,554	0	7,683	19,476	8,761	966
24.	Surety	2,728	5,568	0	3,141	0	431	3,368	0	402	1,777	1,256	96
26.	Burglary and Theft	0	0	0	0	0	0	0	0	0	0	0	0
27.	Boiler and Machinery	10,471	9,634	0	5,476	6,186	5,406	324	0	171	180	1,858	365
28.	Credit	0	0	0	0	0	(21)	0	0	0	0	0	0
29.	International	0	0	0	0	0	0	0	0	0	0	0	0
30.	Warranty	0	0	0	0	0	0	0	0	0	0	0	0
31.	Reins nonproportional assumed property	XXX	XXX	XXX	XXX	XXX	XXX	XXX	XXX	XXX	XXX	XXX	XXX
32.	Reins nonproportional assumed liability	XXX	XXX	XXX	XXX	XXX	XXX	XXX	XXX	XXX	XXX	XXX	XXX
33.	Reins nonproportional assumed financial lines	XXX	XXX	XXX	XXX	XXX	XXX	XXX	XXX	XXX	XXX	XXX	XXX
34.	Aggregate Write-Ins for Other Lines of Business	0	0	0	0	0	0	0	0	0	0	0	0
35.	Total (a)	537,925	555,792	0	255,462	65,690	96,901	307,553	0	2,050	67,436	96,542	18,619
DETAILS OF WRITE-INS													
3401.	Collateral Protection	0	0	0	0	0	0	0	0	0	0	0	0
3402.	Involuntary Unemployment	0	0	0	0	0	0	0	0	0	0	0	0
3403.	Patent risk	0	0	0	0	0	0	0	0	0	0	0	0
3498.	Summary of remaining write-ins for Line 34 from overflow page	0	0	0	0	0	0	0	0	0	0	0	0
3499.	Totals (Lines 3401 thru 3403 plus 3498)(Line 34 above)	0	0	0	0	0	0	0	0	0	0	0	0

(a) Finance and service charges not included in Lines 1 to 35 \$0
(b) For health business on indicated lines report: Number of persons insured under PPO managed care products0 and number of persons insured under indemnity only products0 .

ANNUAL STATEMENT FOR THE YEAR 2023 OF THE GREAT AMERICAN ALLIANCE INSURANCE COMPANY

EXHIBIT OF PREMIUMS AND LOSSES

OVERFLOW PAGE FOR WRITE-INS

Additional Write-ins for Exhibit of Premiums and Losses Line 34

Line of Business	Gross Premiums, Including Policy and Membership Fees, Less Return Premiums and Premiums on Policies not Taken		3	4	5	6	7	8	9	10	11	12
	1 Direct Premiums Written	2 Direct Premiums Earned	Dividends Paid or Credited to Policyholders on Direct Business	Direct Unearned Premium Reserves	Direct Losses Paid (deducting salvage)	Direct Losses Incurred	Direct Losses Unpaid	Direct Defense and Cost Containment Expense Paid	Direct Defense and Cost Containment Expense Incurred	Direct Defense and Cost Containment Expense Unpaid	Commissions and Brokerage Expenses	Taxes, Licenses and Fees
3404. Uninsured Motorist	0	0	0	0	0	0	0	0	0	0	0	0
3497. Summary of remaining write-ins for Line 34 from overflow page	0	0	0	0	0	0	0	0	0	0	0	0



ANNUAL STATEMENT FOR THE YEAR 2023 OF THE GREAT AMERICAN ALLIANCE INSURANCE COMPANY

EXHIBIT OF PREMIUMS AND LOSSES (Statutory Page 14)

NAIC Group Code 0084 BUSINESS IN THE STATE OF American Samoa DURING THE YEAR 2023 NAIC Company Code 26832

Line of Business		Gross Premiums, Including Policy and Membership Fees, Less Return Premiums and Premiums on Policies not Taken		3 Dividends Paid or Credited to Policyholders on Direct Business	4 Direct Unearned Premium Reserves	5 Direct Losses Paid (deducting salvage)	6 Direct Losses Incurred	7 Direct Losses Unpaid	8 Direct Defense and Cost Containment Expense Paid	9 Direct Defense and Cost Containment Expense Incurred	10 Direct Defense and Cost Containment Expense Unpaid	11 Commissions and Brokerage Expenses	12 Taxes, Licenses and Fees
		1 Direct Premiums Written	2 Direct Premiums Earned										
1.	Fire	0	0	0	0	0	0	0	0	0	0	0	0
2.1	Allied Lines	0	0	0	0	0	0	0	0	0	0	0	0
2.2	Multiple Peril Crop	0	0	0	0	0	0	0	0	0	0	0	0
2.3	Federal Flood	0	0	0	0	0	0	0	0	0	0	0	0
2.4	Private Crop	0	0	0	0	0	0	0	0	0	0	0	0
2.5	Private Flood	0	0	0	0	0	0	0	0	0	0	0	0
3.	Farmowners Multiple Peril	0	0	0	0	0	0	0	0	0	0	0	0
4.	Homeowners Multiple Peril	0	0	0	0	0	0	0	0	0	0	0	0
5.1	Commercial Multiple Peril (Non-Liability Portion)	0	0	0	0	0	0	0	0	0	0	0	0
5.2	Commercial Multiple Peril (Liability Portion)	0	0	0	0	0	0	0	0	0	0	0	0
6.	Mortgage Guaranty	0	0	0	0	0	0	0	0	0	0	0	0
8.	Ocean Marine	0	0	0	0	0	0	0	0	0	0	0	0
9.	Inland Marine	0	0	0	0	0	0	0	0	0	0	0	0
10.	Financial Guaranty	0	0	0	0	0	0	0	0	0	0	0	0
11.1	Medical Professional Liability - Occurrence	0	0	0	0	0	0	0	0	0	0	0	0
11.2	Medical Professional Liability - Claims-Made	0	0	0	0	0	0	0	0	0	0	0	0
12.	Earthquake	0	0	0	0	0	0	0	0	0	0	0	0
13.1	Comprehensive (hospital and medical) ind (b)	0	0	0	0	0	0	0	0	0	0	0	0
13.2	Comprehensive (hospital and medical) group (b)	0	0	0	0	0	0	0	0	0	0	0	0
14.	Credit A&H (Group and Individual)	0	0	0	0	0	0	0	0	0	0	0	0
15.1	Vision Only (b).....	0	0	0	0	0	0	0	0	0	0	0	0
15.2	Dental Only (b)	0	0	0	0	0	0	0	0	0	0	0	0
15.3	Disability Income (b)	0	0	0	0	0	0	0	0	0	0	0	0
15.4	Medicare Supplement (b)	0	0	0	0	0	0	0	0	0	0	0	0
15.5	Medicaid Title XIX (b)	0	0	0	0	0	0	0	0	0	0	0	0
15.6	Medicare Title XVIII (b).....	0	0	0	0	0	0	0	0	0	0	0	0
15.7	Long-Term Care (b)	0	0	0	0	0	0	0	0	0	0	0	0
15.8	Federal Employees Health Benefits Plan (b)	0	0	0	0	0	0	0	0	0	0	0	0
15.9	Other Health (b)	0	0	0	0	0	0	0	0	0	0	0	0
16.	Workers' Compensation	0	0	0	0	0	0	0	0	0	0	0	0
17.1	Other Liability - Occurrence	0	0	0	0	0	0	0	0	0	0	0	0
17.2	Other Liability - Claims-Made	0	0	0	0	0	0	0	0	0	0	0	0
17.3	Excess Workers' Compensation	0	0	0	0	0	0	0	0	0	0	0	0
18.1	Products Liability - Occurrence	0	0	0	0	0	0	0	0	0	0	0	0
18.2	Products Liability - Claims-Made	0	0	0	0	0	0	0	0	0	0	0	0
19.1	Private Passenger Auto No-Fault (Personal Injury Protection)	0	0	0	0	0	0	0	0	0	0	0	0
19.2	Other Private Passenger Auto Liability	0	0	0	0	0	0	0	0	0	0	0	0
19.3	Commercial Auto No-Fault (Personal Injury Protection)	0	0	0	0	0	0	0	0	0	0	0	0
19.4	Other Commercial Auto Liability	0	0	0	0	0	0	0	0	0	0	0	0
21.1	Private Passenger Auto Physical Damage	0	0	0	0	0	0	0	0	0	0	0	0
21.2	Commercial Auto Physical Damage	0	0	0	0	0	0	0	0	0	0	0	0
22.	Aircraft (all perils)	0	0	0	0	0	0	0	0	0	0	0	0
23.	Fidelity	0	0	0	0	0	0	0	0	0	0	0	0
24.	Surety	0	0	0	0	0	0	0	0	0	0	0	0
26.	Burglary and Theft	0	0	0	0	0	0	0	0	0	0	0	0
27.	Boiler and Machinery	0	0	0	0	0	0	0	0	0	0	0	0
28.	Credit	0	0	0	0	0	0	0	0	0	0	0	0
29.	International	0	0	0	0	0	0	0	0	0	0	0	0
30.	Warranty	0	0	0	0	0	0	0	0	0	0	0	0
31.	Reins nonproportional assumed property	XXX	XXX	XXX	XXX	XXX	XXX	XXX	XXX	XXX	XXX	XXX	XXX
32.	Reins nonproportional assumed liability	XXX	XXX	XXX	XXX	XXX	XXX	XXX	XXX	XXX	XXX	XXX	XXX
33.	Reins nonproportional assumed financial lines	XXX	XXX	XXX	XXX	XXX	XXX	XXX	XXX	XXX	XXX	XXX	XXX
34.	Aggregate Write-Ins for Other Lines of Business	0	0	0	0	0	0	0	0	0	0	0	0
35.	Total (a)	0	0	0	0	0	0	0	0	0	0	0	0
DETAILS OF WRITE-INS													
3401.	Collateral Protection	0	0	0	0	0	0	0	0	0	0	0	0
3402.	Involuntary Unemployment	0	0	0	0	0	0	0	0	0	0	0	0
3403.	Patent risk	0	0	0	0	0	0	0	0	0	0	0	0
3498.	Summary of remaining write-ins for Line 34 from overflow page	0	0	0	0	0	0	0	0	0	0	0	0
3499.	Totals (Lines 3401 thru 3403 plus 3498)(Line 34 above)	0	0	0	0	0	0	0	0	0	0	0	0

(a) Finance and service charges not included in Lines 1 to 35 \$0
(b) For health business on indicated lines report: Number of persons insured under PPO managed care products0 and number of persons insured under indemnity only products0 .

ANNUAL STATEMENT FOR THE YEAR 2023 OF THE GREAT AMERICAN ALLIANCE INSURANCE COMPANY

EXHIBIT OF PREMIUMS AND LOSSES

OVERFLOW PAGE FOR WRITE-INS

Additional Write-ins for Exhibit of Premiums and Losses Line 34

Line of Business	Gross Premiums, Including Policy and Membership Fees, Less Return Premiums and Premiums on Policies not Taken		3	4	5	6	7	8	9	10	11	12
	1 Direct Premiums Written	2 Direct Premiums Earned	Dividends Paid or Credited to Policyholders on Direct Business	Direct Unearned Premium Reserves	Direct Losses Paid (deducting salvage)	Direct Losses Incurred	Direct Losses Unpaid	Direct Defense and Cost Containment Expense Paid	Direct Defense and Cost Containment Expense Incurred	Direct Defense and Cost Containment Expense Unpaid	Commissions and Brokerage Expenses	Taxes, Licenses and Fees
3404. Uninsured Motorist	0	0	0	0	0	0	0	0	0	0	0	0
3497. Summary of remaining write-ins for Line 34 from overflow page	0	0	0	0	0	0	0	0	0	0	0	0



ANNUAL STATEMENT FOR THE YEAR 2023 OF THE GREAT AMERICAN ALLIANCE INSURANCE COMPANY

EXHIBIT OF PREMIUMS AND LOSSES (Statutory Page 14)

NAIC Group Code 0084		BUSINESS IN THE STATE OF Guam				DURING THE YEAR 2023				NAIC Company Code 26832		
Line of Business	Gross Premiums, Including Policy and Membership Fees, Less Return Premiums and Premiums on Policies not Taken		3 Dividends Paid or Credited to Policyholders on Direct Business	4 Direct Unearned Premium Reserves	5 Direct Losses Paid (deducting salvage)	6 Direct Losses Incurred	7 Direct Losses Unpaid	8 Direct Defense and Cost Containment Expense Paid	9 Direct Defense and Cost Containment Expense Incurred	10 Direct Defense and Cost Containment Expense Unpaid	11 Commissions and Brokerage Expenses	12 Taxes, Licenses and Fees
	1 Direct Premiums Written	2 Direct Premiums Earned										
Fire	0	0	0	0	0	0	0	0	0	0	0	0
Allied Lines	0	0	0	0	0	0	0	0	0	0	0	0
Multiple Peril Crop	0	0	0	0	0	0	0	0	0	0	0	0
Federal Flood	0	0	0	0	0	0	0	0	0	0	0	0
Private Crop	0	0	0	0	0	0	0	0	0	0	0	0
Private Flood	0	0	0	0	0	0	0	0	0	0	0	0
Farmowners Multiple Peril	0	0	0	0	0	0	0	0	0	0	0	0
Homeowners Multiple Peril	0	0	0	0	0	0	0	0	0	0	0	0
Commercial Multiple Peril (Non-Liability Portion)	0	0	0	0	0	0	0	0	0	0	0	0
Commercial Multiple Peril (Liability Portion)	0	0	0	0	0	0	0	0	0	0	0	0
Mortgage Guaranty	0	0	0	0	0	0	0	0	0	0	0	0
Ocean Marine	0	0	0	0	0	0	0	0	0	0	0	0
Inland Marine	0	0	0	0	0	0	0	0	0	0	0	0
Financial Guaranty	0	0	0	0	0	0	0	0	0	0	0	0
Medical Professional Liability - Occurrence	0	0	0	0	0	0	0	0	0	0	0	0
Medical Professional Liability - Claims-Made	0	0	0	0	0	0	0	0	0	0	0	0
Earthquake	0	0	0	0	0	0	0	0	0	0	0	0
Comprehensive (hospital and medical) ind (b)	0	0	0	0	0	0	0	0	0	0	0	0
Comprehensive (hospital and medical) group (b)	0	0	0	0	0	0	0	0	0	0	0	0
Credit A&H (Group and Individual)	0	0	0	0	0	0	0	0	0	0	0	0
Vision Only (b)	0	0	0	0	0	0	0	0	0	0	0	0
Dental Only (b)	0	0	0	0	0	0	0	0	0	0	0	0
Disability Income (b)	0	0	0	0	0	0	0	0	0	0	0	0
Medicare Supplement (b)	0	0	0	0	0	0	0	0	0	0	0	0
Medicaid Title XIX (b)	0	0	0	0	0	0	0	0	0	0	0	0
Medicare Title XVIII (b)	0	0	0	0	0	0	0	0	0	0	0	0
Long-Term Care (b)	0	0	0	0	0	0	0	0	0	0	0	0
Federal Employees Health Benefits Plan (b)	0	0	0	0	0	0	0	0	0	0	0	0
Other Health (b)	0	0	0	0	0	0	0	0	0	0	0	0
Workers' Compensation	0	0	0	0	0	0	0	0	0	0	0	0
Other Liability - Occurrence	0	0	0	0	0	0	0	0	0	0	0	0
Other Liability - Claims-Made	0	0	0	0	0	0	0	0	0	0	0	0
Excess Workers' Compensation	0	0	0	0	0	0	0	0	0	0	0	0
Products Liability - Occurrence	0	0	0	0	0	0	0	0	0	0	0	0
Products Liability - Claims-Made	0	0	0	0	0	0	0	0	0	0	0	0
Private Passenger Auto No-Fault (Personal Injury Protection)	0	0	0	0	0	0	0	0	0	0	0	0
Other Private Passenger Auto Liability	0	0	0	0	0	0	0	0	0	0	0	0
Commercial Auto No-Fault (Personal Injury Protection)	0	0	0	0	0	0	0	0	0	0	0	0
Other Commercial Auto Liability	0	0	0	0	0	0	0	0	0	0	0	0
Private Passenger Auto Physical Damage	0	0	0	0	0	0	0	0	0	0	0	0
Commercial Auto Physical Damage	0	0	0	0	0	0	0	0	0	0	0	0
Aircraft (all perils)	0	0	0	0	0	0	0	0	0	0	0	0
Fidelity	0	0	0	0	0	0	0	0	0	0	0	0
Surety	0	0	0	0	0	0	0	0	0	0	0	0
Burglary and Theft	0	0	0	0	0	0	0	0	0	0	0	0
Boiler and Machinery	0	0	0	0	0	0	0	0	0	0	0	0
Credit	0	0	0	0	0	0	0	0	0	0	0	0
International	0	0	0	0	0	0	0	0	0	0	0	0
Warranty	0	0	0	0	0	0	0	0	0	0	0	0
Reins nonproportional assumed property	XXX	XXX	XXX	XXX	XXX	XXX	XXX	XXX	XXX	XXX	XXX	XXX
Reins nonproportional assumed liability	XXX	XXX	XXX	XXX	XXX	XXX	XXX	XXX	XXX	XXX	XXX	XXX
Reins nonproportional assumed financial lines	XXX	XXX	XXX	XXX	XXX	XXX	XXX	XXX	XXX	XXX	XXX	XXX
Aggregate Write-Ins for Other Lines of Business	0	0	0	0	0	0	0	0	0	0	0	0
Total (a)	0	0	0	0	0	0	0	0	0	0	0	0
DETAILS OF WRITE-INS												
Collateral Protection	0	0	0	0	0	0	0	0	0	0	0	0
Involuntary Unemployment	0	0	0	0	0	0	0	0	0	0	0	0
Patent risk	0	0	0	0	0	0	0	0	0	0	0	0
Summary of remaining write-ins for Line 34 from overflow page	0	0	0	0	0	0	0	0	0	0	0	0
Totals (Lines 3401 thru 3403 plus 3498)(Line 34 above)	0	0	0	0	0	0	0	0	0	0	0	0

(a) Finance and service charges not included in Lines 1 to 35 \$0
(b) For health business on indicated lines report: Number of persons insured under PPO managed care products0 and number of persons insured under indemnity only products0 .

ANNUAL STATEMENT FOR THE YEAR 2023 OF THE GREAT AMERICAN ALLIANCE INSURANCE COMPANY

EXHIBIT OF PREMIUMS AND LOSSES

OVERFLOW PAGE FOR WRITE-INS

Additional Write-ins for Exhibit of Premiums and Losses Line 34

Line of Business	Gross Premiums, Including Policy and Membership Fees, Less Return Premiums and Premiums on Policies not Taken		3	4	5	6	7	8	9	10	11	12
	1 Direct Premiums Written	2 Direct Premiums Earned	Dividends Paid or Credited to Policyholders on Direct Business	Direct Unearned Premium Reserves	Direct Losses Paid (deducting salvage)	Direct Losses Incurred	Direct Losses Unpaid	Direct Defense and Cost Containment Expense Paid	Direct Defense and Cost Containment Expense Incurred	Direct Defense and Cost Containment Expense Unpaid	Commissions and Brokerage Expenses	Taxes, Licenses and Fees
3404. Uninsured Motorist	0	0	0	0	0	0	0	0	0	0	0	0
3497. Summary of remaining write-ins for Line 34 from overflow page	0	0	0	0	0	0	0	0	0	0	0	0



ANNUAL STATEMENT FOR THE YEAR 2023 OF THE GREAT AMERICAN ALLIANCE INSURANCE COMPANY

EXHIBIT OF PREMIUMS AND LOSSES (Statutory Page 14)

NAIC Group Code 0084 BUSINESS IN THE STATE OF Puerto Rico DURING THE YEAR 2023 NAIC Company Code 26832

Line of Business	Gross Premiums, Including Policy and Membership Fees, Less Return Premiums and Premiums on Policies not Taken		3	4	5	6	7	8	9	10	11	12
	1	2										
	Direct Premiums Written	Direct Premiums Earned	Dividends Paid or Credited to Policyholders on Direct Business	Direct Unearned Premium Reserves	Direct Losses Paid (deducting salvage)	Direct Losses Incurred	Direct Losses Unpaid	Direct Defense and Cost Containment Expense Paid	Direct Defense and Cost Containment Expense Incurred	Direct Defense and Cost Containment Expense Unpaid	Commissions and Brokerage Expenses	Taxes, Licenses and Fees
1. Fire	0	0	0	0	0	0	0	0	0	0	0	0
2.1 Allied Lines	0	0	0	0	0	0	0	0	0	0	0	0
2.2 Multiple Peril Crop	0	0	0	0	0	0	0	0	0	0	0	0
2.3 Federal Flood	0	0	0	0	0	0	0	0	0	0	0	0
2.4. Private Crop	0	0	0	0	0	0	0	0	0	0	0	0
2.5 Private Flood	0	0	0	0	0	0	0	0	0	0	0	0
3. Farmowners Multiple Peril	0	0	0	0	0	0	0	0	0	0	0	0
4. Homeowners Multiple Peril	0	0	0	0	0	0	0	0	0	0	0	0
5.1 Commercial Multiple Peril (Non-Liability Portion)	0	0	0	0	0	0	0	0	0	0	0	0
5.2 Commercial Multiple Peril (Liability Portion)	0	0	0	0	0	0	0	0	0	0	0	(1)
6. Mortgage Guaranty	0	0	0	0	0	0	0	0	0	0	0	0
8. Ocean Marine	0	0	0	0	0	0	0	0	0	0	0	1
9. Inland Marine	0	0	0	0	0	0	0	0	0	0	0	0
10. Financial Guaranty	0	0	0	0	0	0	0	0	0	0	0	0
11.1 Medical Professional Liability - Occurrence	0	0	0	0	0	0	0	0	0	0	0	0
11.2 Medical Professional Liability - Claims-Made	0	0	0	0	0	0	0	0	0	0	0	0
12. Earthquake	0	0	0	0	0	0	0	0	0	0	0	0
13.1 Comprehensive (hospital and medical) ind (b)	0	0	0	0	0	0	0	0	0	0	0	0
13.2 Comprehensive (hospital and medical) group (b)	0	0	0	0	0	0	0	0	0	0	0	0
14. Credit A&H (Group and Individual)	0	0	0	0	0	0	0	0	0	0	0	0
15.1 Vision Only (b).....	0	0	0	0	0	0	0	0	0	0	0	0
15.2 Dental Only (b)	0	0	0	0	0	0	0	0	0	0	0	0
15.3 Disability Income (b)	0	0	0	0	0	0	0	0	0	0	0	0
15.4 Medicare Supplement (b)	0	0	0	0	0	0	0	0	0	0	0	0
15.5 Medicaid Title XIX (b)	0	0	0	0	0	0	0	0	0	0	0	0
15.6 Medicare Title XVIII (b).....	0	0	0	0	0	0	0	0	0	0	0	0
15.7 Long-Term Care (b)	0	0	0	0	0	0	0	0	0	0	0	0
15.8 Federal Employees Health Benefits Plan (b)	0	0	0	0	0	0	0	0	0	0	0	0
15.9 Other Health (b)	0	0	0	0	0	0	0	0	0	0	0	0
16. Workers' Compensation	0	0	0	0	0	0	0	0	0	0	0	0
17.1 Other Liability - Occurrence	0	0	0	0	0	0	0	0	0	0	0	0
17.2 Other Liability - Claims-Made	0	0	0	0	0	0	0	0	0	0	0	0
17.3 Excess Workers' Compensation	0	0	0	0	0	0	0	0	0	0	0	0
18.1 Products Liability - Occurrence	0	0	0	0	0	0	0	0	0	0	0	0
18.2 Products Liability - Claims-Made	0	0	0	0	0	0	0	0	0	0	0	0
19.1 Private Passenger Auto No-Fault (Personal Injury Protection)	0	0	0	0	0	0	0	0	0	0	0	0
19.2 Other Private Passenger Auto Liability	0	0	0	0	0	0	0	0	0	0	0	0
19.3 Commercial Auto No-Fault (Personal Injury Protection)	0	0	0	0	0	0	0	0	0	0	0	0
19.4 Other Commercial Auto Liability	0	0	0	0	0	0	0	0	0	0	0	0
21.1 Private Passenger Auto Physical Damage	0	0	0	0	0	0	0	0	0	0	0	0
21.2 Commercial Auto Physical Damage	0	0	0	0	0	0	0	0	0	0	0	(2)
22. Aircraft (all perils)	0	0	0	0	0	0	0	0	0	0	0	(1)
23. Fidelity	0	0	0	0	0	0	0	0	0	0	0	3
24. Surety	0	0	0	0	0	0	0	0	0	0	0	0
26. Burglary and Theft	0	0	0	0	0	0	0	0	0	0	0	0
27. Boiler and Machinery	0	0	0	0	0	0	0	0	0	0	0	(10)
28. Credit	0	0	0	0	0	0	0	0	0	0	0	10
29. International	0	0	0	0	0	0	0	0	0	0	0	0
30. Warranty	0	0	0	0	0	0	0	0	0	0	0	0
31. Reins nonproportional assumed property	XXX	XXX	XXX	XXX	XXX	XXX	XXX	XXX	XXX	XXX	XXX	XXX
32. Reins nonproportional assumed liability	XXX	XXX	XXX	XXX	XXX	XXX	XXX	XXX	XXX	XXX	XXX	XXX
33. Reins nonproportional assumed financial lines	XXX	XXX	XXX	XXX	XXX	XXX	XXX	XXX	XXX	XXX	XXX	XXX
34. Aggregate Write-Ins for Other Lines of Business	0	0	0	0	0	0	0	0	0	0	0	0
35. Total (a)	0	0	0	0	0	0	0	0	0	0	0	0
DETAILS OF WRITE-INS												
3401. Collateral Protection	0	0	0	0	0	0	0	0	0	0	0	0
3402. Involuntary Unemployment	0	0	0	0	0	0	0	0	0	0	0	0
3403. Patent risk	0	0	0	0	0	0	0	0	0	0	0	0
3498. Summary of remaining write-ins for Line 34 from overflow page	0	0	0	0	0	0	0	0	0	0	0	0
3499. Totals (Lines 3401 thru 3403 plus 3498)(Line 34 above)	0	0	0	0	0	0	0	0	0	0	0	0

(a) Finance and service charges not included in Lines 1 to 35 \$0
(b) For health business on indicated lines report: Number of persons insured under PPO managed care products0 and number of persons insured under indemnity only products0 .

ANNUAL STATEMENT FOR THE YEAR 2023 OF THE GREAT AMERICAN ALLIANCE INSURANCE COMPANY

EXHIBIT OF PREMIUMS AND LOSSES

OVERFLOW PAGE FOR WRITE-INS

Additional Write-ins for Exhibit of Premiums and Losses Line 34

Line of Business	Gross Premiums, Including Policy and Membership Fees, Less Return Premiums and Premiums on Policies not Taken		3	4	5	6	7	8	9	10	11	12
	1 Direct Premiums Written	2 Direct Premiums Earned	Dividends Paid or Credited to Policyholders on Direct Business	Direct Unearned Premium Reserves	Direct Losses Paid (deducting salvage)	Direct Losses Incurred	Direct Losses Unpaid	Direct Defense and Cost Containment Expense Paid	Direct Defense and Cost Containment Expense Incurred	Direct Defense and Cost Containment Expense Unpaid	Commissions and Brokerage Expenses	Taxes, Licenses and Fees
3404. Uninsured Motorist	0	0	0	0	0	0	0	0	0	0	0	0
3497. Summary of remaining write-ins for Line 34 from overflow page	0	0	0	0	0	0	0	0	0	0	0	0



ANNUAL STATEMENT FOR THE YEAR 2023 OF THE GREAT AMERICAN ALLIANCE INSURANCE COMPANY

EXHIBIT OF PREMIUMS AND LOSSES (Statutory Page 14)

NAIC Group Code 0084 BUSINESS IN THE STATE OF U.S. Virgin Islands DURING THE YEAR 2023 NAIC Company Code 26832

Line of Business		Gross Premiums, Including Policy and Membership Fees, Less Return Premiums and Premiums on Policies not Taken		3	4	5	6	7	8	9	10	11	12
		1	2										
		Direct Premiums Written	Direct Premiums Earned	Dividends Paid or Credited to Policyholders on Direct Business	Direct Unearned Premium Reserves	Direct Losses Paid (deducting salvage)	Direct Losses Incurred	Direct Losses Unpaid	Direct Defense and Cost Containment Expense Paid	Direct Defense and Cost Containment Expense Incurred	Direct Defense and Cost Containment Expense Unpaid	Commissions and Brokerage Expenses	Taxes, Licenses and Fees
1.	Fire	0	0	0	0	0	0	0	0	0	0	0	0
2.1	Allied Lines	0	0	0	0	0	0	0	0	0	0	0	0
2.2	Multiple Peril Crop	0	0	0	0	0	0	0	0	0	0	0	0
2.3	Federal Flood	0	0	0	0	0	0	0	0	0	0	0	0
2.4	Private Crop	0	0	0	0	0	0	0	0	0	0	0	0
2.5	Private Flood	0	0	0	0	0	0	0	0	0	0	0	0
3.	Farmowners Multiple Peril	0	0	0	0	0	0	0	0	0	0	0	0
4.	Homeowners Multiple Peril	0	0	0	0	0	0	0	0	0	0	0	0
5.1	Commercial Multiple Peril (Non-Liability Portion)	0	0	0	0	0	0	0	0	0	0	0	0
5.2	Commercial Multiple Peril (Liability Portion)	0	0	0	0	0	0	0	0	0	0	0	0
6.	Mortgage Guaranty	0	0	0	0	0	0	0	0	0	0	0	0
8.	Ocean Marine	0	0	0	0	0	0	0	0	0	0	0	0
9.	Inland Marine	0	0	0	0	0	0	0	0	0	0	0	0
10.	Financial Guaranty	0	0	0	0	0	0	0	0	0	0	0	0
11.1	Medical Professional Liability - Occurrence	0	0	0	0	0	0	0	0	0	0	0	0
11.2	Medical Professional Liability - Claims-Made	0	0	0	0	0	0	0	0	0	0	0	0
12.	Earthquake	0	0	0	0	0	0	0	0	0	0	0	0
13.1	Comprehensive (hospital and medical) ind (b)	0	0	0	0	0	0	0	0	0	0	0	0
13.2	Comprehensive (hospital and medical) group (b)	0	0	0	0	0	0	0	0	0	0	0	0
14.	Credit A&H (Group and Individual)	0	0	0	0	0	0	0	0	0	0	0	0
15.1	Vision Only (b).....	0	0	0	0	0	0	0	0	0	0	0	0
15.2	Dental Only (b)	0	0	0	0	0	0	0	0	0	0	0	0
15.3	Disability Income (b)	0	0	0	0	0	0	0	0	0	0	0	0
15.4	Medicare Supplement (b)	0	0	0	0	0	0	0	0	0	0	0	0
15.5	Medicaid Title XIX (b)	0	0	0	0	0	0	0	0	0	0	0	0
15.6	Medicare Title XVIII (b).....	0	0	0	0	0	0	0	0	0	0	0	0
15.7	Long-Term Care (b)	0	0	0	0	0	0	0	0	0	0	0	0
15.8	Federal Employees Health Benefits Plan (b)	0	0	0	0	0	0	0	0	0	0	0	0
15.9	Other Health (b)	0	0	0	0	0	0	0	0	0	0	0	0
16.	Workers' Compensation	0	0	0	0	0	0	0	0	0	0	0	0
17.1	Other Liability - Occurrence	0	0	0	0	0	0	0	0	0	0	0	0
17.2	Other Liability - Claims-Made	0	0	0	0	0	0	0	0	0	0	0	0
17.3	Excess Workers' Compensation	0	0	0	0	0	0	0	0	0	0	0	0
18.1	Products Liability - Occurrence	0	0	0	0	0	0	0	0	0	0	0	0
18.2	Products Liability - Claims-Made	0	0	0	0	0	0	0	0	0	0	0	0
19.1	Private Passenger Auto No-Fault (Personal Injury Protection)	0	0	0	0	0	0	0	0	0	0	0	0
19.2	Other Private Passenger Auto Liability	0	0	0	0	0	0	0	0	0	0	0	0
19.3	Commercial Auto No-Fault (Personal Injury Protection)	0	0	0	0	0	0	0	0	0	0	0	0
19.4	Other Commercial Auto Liability	0	0	0	0	0	0	0	0	0	0	0	0
21.1	Private Passenger Auto Physical Damage	0	0	0	0	0	0	0	0	0	0	0	0
21.2	Commercial Auto Physical Damage	0	0	0	0	0	0	0	0	0	0	0	0
22.	Aircraft (all perils)	0	0	0	0	0	0	0	0	0	0	0	0
23.	Fidelity	0	0	0	0	0	0	0	0	0	0	0	0
24.	Surety	0	0	0	0	0	0	0	0	0	0	0	0
26.	Burglary and Theft	0	0	0	0	0	0	0	0	0	0	0	0
27.	Boiler and Machinery	0	0	0	0	0	0	0	0	0	0	0	0
28.	Credit	0	0	0	0	0	0	0	0	0	0	0	0
29.	International	0	0	0	0	0	0	0	0	0	0	0	0
30.	Warranty	0	0	0	0	0	0	0	0	0	0	0	0
31.	Reins nonproportional assumed property	XXX	XXX	XXX	XXX	XXX	XXX	XXX	XXX	XXX	XXX	XXX	XXX
32.	Reins nonproportional assumed liability	XXX	XXX	XXX	XXX	XXX	XXX	XXX	XXX	XXX	XXX	XXX	XXX
33.	Reins nonproportional assumed financial lines	XXX	XXX	XXX	XXX	XXX	XXX	XXX	XXX	XXX	XXX	XXX	XXX
34.	Aggregate Write-Ins for Other Lines of Business	0	0	0	0	0	0	0	0	0	0	0	0
35.	Total (a)	0	0	0	0	0	0	0	0	0	0	0	0
DETAILS OF WRITE-INS													
3401.	Collateral Protection	0	0	0	0	0	0	0	0	0	0	0	0
3402.	Involuntary Unemployment	0	0	0	0	0	0	0	0	0	0	0	0
3403.	Patent risk	0	0	0	0	0	0	0	0	0	0	0	0
3498.	Summary of remaining write-ins for Line 34 from overflow page	0	0	0	0	0	0	0	0	0	0	0	0
3499.	Totals (Lines 3401 thru 3403 plus 3498)(Line 34 above)	0	0	0	0	0	0	0	0	0	0	0	0

(a) Finance and service charges not included in Lines 1 to 35 \$0
(b) For health business on indicated lines report: Number of persons insured under PPO managed care products0 and number of persons insured under indemnity only products0 .

ANNUAL STATEMENT FOR THE YEAR 2023 OF THE GREAT AMERICAN ALLIANCE INSURANCE COMPANY

EXHIBIT OF PREMIUMS AND LOSSES

OVERFLOW PAGE FOR WRITE-INS

Additional Write-ins for Exhibit of Premiums and Losses Line 34

Line of Business	Gross Premiums, Including Policy and Membership Fees, Less Return Premiums and Premiums on Policies not Taken		3	4	5	6	7	8	9	10	11	12
	1 Direct Premiums Written	2 Direct Premiums Earned	Dividends Paid or Credited to Policyholders on Direct Business	Direct Unearned Premium Reserves	Direct Losses Paid (deducting salvage)	Direct Losses Incurred	Direct Losses Unpaid	Direct Defense and Cost Containment Expense Paid	Direct Defense and Cost Containment Expense Incurred	Direct Defense and Cost Containment Expense Unpaid	Commissions and Brokerage Expenses	Taxes, Licenses and Fees
3404. Uninsured Motorist	0	0	0	0	0	0	0	0	0	0	0	0
3497. Summary of remaining write-ins for Line 34 from overflow page	0	0	0	0	0	0	0	0	0	0	0	0



ANNUAL STATEMENT FOR THE YEAR 2023 OF THE GREAT AMERICAN ALLIANCE INSURANCE COMPANY

EXHIBIT OF PREMIUMS AND LOSSES (Statutory Page 14)

NAIC Group Code 0084		BUSINESS IN THE STATE OF Northern Mariana Islands				DURING THE YEAR 2023				NAIC Company Code 26832			
Line of Business	Gross Premiums, Including Policy and Membership Fees, Less Return Premiums and Premiums on Policies not Taken		3 Dividends Paid or Credited to Policyholders on Direct Business	4 Direct Unearned Premium Reserves	5 Direct Losses Paid (deducting salvage)	6 Direct Losses Incurred	7 Direct Losses Unpaid	8 Direct Defense and Cost Containment Expense Paid	9 Direct Defense and Cost Containment Expense Incurred	10 Direct Defense and Cost Containment Expense Unpaid	11 Commissions and Brokerage Expenses	12 Taxes, Licenses and Fees	
	1 Direct Premiums Written	2 Direct Premiums Earned											
Fire	0	0	0	0	0	0	0	0	0	0	0	0	
Allied Lines	0	0	0	0	0	0	0	0	0	0	0	0	
Multiple Peril Crop	0	0	0	0	0	0	0	0	0	0	0	0	
Federal Flood	0	0	0	0	0	0	0	0	0	0	0	0	
Private Crop	0	0	0	0	0	0	0	0	0	0	0	0	
Private Flood	0	0	0	0	0	0	0	0	0	0	0	0	
Farmowners Multiple Peril	0	0	0	0	0	0	0	0	0	0	0	0	
Homeowners Multiple Peril	0	0	0	0	0	0	0	0	0	0	0	0	
Commercial Multiple Peril (Non-Liability Portion)	0	0	0	0	0	0	0	0	0	0	0	0	
Commercial Multiple Peril (Liability Portion)	0	0	0	0	0	0	0	0	0	0	0	0	
Mortgage Guaranty	0	0	0	0	0	0	0	0	0	0	0	0	
Ocean Marine	0	0	0	0	0	0	0	0	0	0	0	0	
Inland Marine	0	0	0	0	0	0	0	0	0	0	0	0	
Financial Guaranty	0	0	0	0	0	0	0	0	0	0	0	0	
Medical Professional Liability - Occurrence	0	0	0	0	0	0	0	0	0	0	0	0	
Medical Professional Liability - Claims-Made	0	0	0	0	0	0	0	0	0	0	0	0	
Earthquake	0	0	0	0	0	0	0	0	0	0	0	0	
Comprehensive (hospital and medical) ind (b)	0	0	0	0	0	0	0	0	0	0	0	0	
Comprehensive (hospital and medical) group (b)	0	0	0	0	0	0	0	0	0	0	0	0	
Credit A&H (Group and Individual)	0	0	0	0	0	0	0	0	0	0	0	0	
Vision Only (b)	0	0	0	0	0	0	0	0	0	0	0	0	
Dental Only (b)	0	0	0	0	0	0	0	0	0	0	0	0	
Disability Income (b)	0	0	0	0	0	0	0	0	0	0	0	0	
Medicare Supplement (b)	0	0	0	0	0	0	0	0	0	0	0	0	
Medicaid Title XIX (b)	0	0	0	0	0	0	0	0	0	0	0	0	
Medicare Title XVIII (b)	0	0	0	0	0	0	0	0	0	0	0	0	
Long-Term Care (b)	0	0	0	0	0	0	0	0	0	0	0	0	
Federal Employees Health Benefits Plan (b)	0	0	0	0	0	0	0	0	0	0	0	0	
Other Health (b)	0	0	0	0	0	0	0	0	0	0	0	0	
Workers' Compensation	0	0	0	0	0	0	0	0	0	0	0	0	
Other Liability - Occurrence	0	0	0	0	0	0	0	0	0	0	0	0	
Other Liability - Claims-Made	0	0	0	0	0	0	0	0	0	0	0	0	
Excess Workers' Compensation	0	0	0	0	0	0	0	0	0	0	0	0	
Products Liability - Occurrence	0	0	0	0	0	0	0	0	0	0	0	0	
Products Liability - Claims-Made	0	0	0	0	0	0	0	0	0	0	0	0	
Private Passenger Auto No-Fault (Personal Injury Protection)	0	0	0	0	0	0	0	0	0	0	0	0	
Other Private Passenger Auto Liability	0	0	0	0	0	0	0	0	0	0	0	0	
Commercial Auto No-Fault (Personal Injury Protection)	0	0	0	0	0	0	0	0	0	0	0	0	
Other Commercial Auto Liability	0	0	0	0	0	0	0	0	0	0	0	0	
Private Passenger Auto Physical Damage	0	0	0	0	0	0	0	0	0	0	0	0	
Commercial Auto Physical Damage	0	0	0	0	0	0	0	0	0	0	0	0	
Aircraft (all perils)	0	0	0	0	0	0	0	0	0	0	0	0	
Fidelity	0	0	0	0	0	0	0	0	0	0	0	0	
Surety	0	0	0	0	0	0	0	0	0	0	0	0	
Burglary and Theft	0	0	0	0	0	0	0	0	0	0	0	0	
Boiler and Machinery	0	0	0	0	0	0	0	0	0	0	0	0	
Credit	0	0	0	0	0	0	0	0	0	0	0	0	
International	0	0	0	0	0	0	0	0	0	0	0	0	
Warranty	0	0	0	0	0	0	0	0	0	0	0	0	
Reins nonproportional assumed property	XXX	XXX	XXX	XXX	XXX	XXX	XXX	XXX	XXX	XXX	XXX	XXX	
Reins nonproportional assumed liability	XXX	XXX	XXX	XXX	XXX	XXX	XXX	XXX	XXX	XXX	XXX	XXX	
Reins nonproportional assumed financial lines	XXX	XXX	XXX	XXX	XXX	XXX	XXX	XXX	XXX	XXX	XXX	XXX	
Aggregate Write-Ins for Other Lines of Business	0	0	0	0	0	0	0	0	0	0	0	0	
Total (a)	0	0	0	0	0	0	0	0	0	0	0	0	
DETAILS OF WRITE-INS													
Collateral Protection	0	0	0	0	0	0	0	0	0	0	0	0	
Involuntary Unemployment	0	0	0	0	0	0	0	0	0	0	0	0	
Patent risk	0	0	0	0	0	0	0	0	0	0	0	0	
Summary of remaining write-ins for Line 34 from overflow page	0	0	0	0	0	0	0	0	0	0	0	0	
Totals (Lines 3401 thru 3403 plus 3498)(Line 34 above)	0	0	0	0	0	0	0	0	0	0	0	0	

(a) Finance and service charges not included in Lines 1 to 35 \$0
(b) For health business on indicated lines report: Number of persons insured under PPO managed care products0 and number of persons insured under indemnity only products0 .

ANNUAL STATEMENT FOR THE YEAR 2023 OF THE GREAT AMERICAN ALLIANCE INSURANCE COMPANY

EXHIBIT OF PREMIUMS AND LOSSES

OVERFLOW PAGE FOR WRITE-INS

Additional Write-ins for Exhibit of Premiums and Losses Line 34

Line of Business	Gross Premiums, Including Policy and Membership Fees, Less Return Premiums and Premiums on Policies not Taken		3	4	5	6	7	8	9	10	11	12
	1 Direct Premiums Written	2 Direct Premiums Earned	Dividends Paid or Credited to Policyholders on Direct Business	Direct Unearned Premium Reserves	Direct Losses Paid (deducting salvage)	Direct Losses Incurred	Direct Losses Unpaid	Direct Defense and Cost Containment Expense Paid	Direct Defense and Cost Containment Expense Incurred	Direct Defense and Cost Containment Expense Unpaid	Commissions and Brokerage Expenses	Taxes, Licenses and Fees
3404. Uninsured Motorist	0	0	0	0	0	0	0	0	0	0	0	0
3497. Summary of remaining write-ins for Line 34 from overflow page	0	0	0	0	0	0	0	0	0	0	0	0



ANNUAL STATEMENT FOR THE YEAR 2023 OF THE GREAT AMERICAN ALLIANCE INSURANCE COMPANY

EXHIBIT OF PREMIUMS AND LOSSES (Statutory Page 14)

NAIC Group Code 0084 BUSINESS IN THE STATE OF Canada DURING THE YEAR 2023 NAIC Company Code 26832

Line of Business	Gross Premiums, Including Policy and Membership Fees, Less Return Premiums and Premiums on Policies not Taken		3	4	5	6	7	8	9	10	11	12
	1	2										
	Direct Premiums Written	Direct Premiums Earned	Dividends Paid or Credited to Policyholders on Direct Business	Direct Unearned Premium Reserves	Direct Losses Paid (deducting salvage)	Direct Losses Incurred	Direct Losses Unpaid	Direct Defense and Cost Containment Expense Paid	Direct Defense and Cost Containment Expense Incurred	Direct Defense and Cost Containment Expense Unpaid	Commissions and Brokerage Expenses	Taxes, Licenses and Fees
1. Fire	0	0	0	0	0	0	0	0	0	0	0	0
2.1 Allied Lines	0	0	0	0	0	0	0	0	0	0	0	0
2.2 Multiple Peril Crop	0	0	0	0	0	0	0	0	0	0	0	0
2.3 Federal Flood	0	0	0	0	0	0	0	0	0	0	0	0
2.4. Private Crop	0	0	0	0	0	0	0	0	0	0	0	0
2.5 Private Flood	0	0	0	0	0	0	0	0	0	0	0	0
3. Farmowners Multiple Peril	0	0	0	0	0	0	0	0	0	0	0	0
4. Homeowners Multiple Peril	0	0	0	0	0	0	0	0	0	0	0	0
5.1 Commercial Multiple Peril (Non-Liability Portion)	0	0	0	0	0	0	0	0	0	0	0	0
5.2 Commercial Multiple Peril (Liability Portion)	0	0	0	0	0	0	0	0	0	0	0	0
6. Mortgage Guaranty	0	0	0	0	0	0	0	0	0	0	0	0
8. Ocean Marine	0	0	0	0	0	0	0	0	0	0	0	0
9. Inland Marine	0	0	0	0	0	0	0	0	0	0	0	0
10. Financial Guaranty	0	0	0	0	0	0	0	0	0	0	0	0
11.1 Medical Professional Liability - Occurrence	0	0	0	0	0	0	0	0	0	0	0	0
11.2 Medical Professional Liability - Claims-Made	0	0	0	0	0	0	0	0	0	0	0	0
12. Earthquake	0	0	0	0	0	0	0	0	0	0	0	0
13.1 Comprehensive (hospital and medical) ind (b)	0	0	0	0	0	0	0	0	0	0	0	0
13.2 Comprehensive (hospital and medical) group (b)	0	0	0	0	0	0	0	0	0	0	0	0
14. Credit A&H (Group and Individual)	0	0	0	0	0	0	0	0	0	0	0	0
15.1 Vision Only (b).....	0	0	0	0	0	0	0	0	0	0	0	0
15.2 Dental Only (b)	0	0	0	0	0	0	0	0	0	0	0	0
15.3 Disability Income (b)	0	0	0	0	0	0	0	0	0	0	0	0
15.4 Medicare Supplement (b)	0	0	0	0	0	0	0	0	0	0	0	0
15.5 Medicaid Title XIX (b)	0	0	0	0	0	0	0	0	0	0	0	0
15.6 Medicare Title XVIII (b).....	0	0	0	0	0	0	0	0	0	0	0	0
15.7 Long-Term Care (b)	0	0	0	0	0	0	0	0	0	0	0	0
15.8 Federal Employees Health Benefits Plan (b)	0	0	0	0	0	0	0	0	0	0	0	0
15.9 Other Health (b)	0	0	0	0	0	0	0	0	0	0	0	0
16. Workers' Compensation	0	0	0	0	0	0	0	0	0	0	0	0
17.1 Other Liability - Occurrence	0	0	0	0	0	0	0	0	0	0	0	0
17.2 Other Liability - Claims-Made	0	0	0	0	0	0	0	0	0	0	0	0
17.3 Excess Workers' Compensation	0	0	0	0	0	0	0	0	0	0	0	0
18.1 Products Liability - Occurrence	0	0	0	0	0	0	0	0	0	0	0	0
18.2 Products Liability - Claims-Made	0	0	0	0	0	0	0	0	0	0	0	0
19.1 Private Passenger Auto No-Fault (Personal Injury Protection)	0	0	0	0	0	0	0	0	0	0	0	0
19.2 Other Private Passenger Auto Liability	0	0	0	0	0	0	0	0	0	0	0	0
19.3 Commercial Auto No-Fault (Personal Injury Protection)	0	0	0	0	0	0	0	0	0	0	0	0
19.4 Other Commercial Auto Liability	0	0	0	0	0	0	0	0	0	0	0	0
21.1 Private Passenger Auto Physical Damage	0	0	0	0	0	0	0	0	0	0	0	0
21.2 Commercial Auto Physical Damage	0	0	0	0	0	0	0	0	0	0	0	0
22. Aircraft (all perils)	0	0	0	0	0	0	0	0	0	0	0	0
23. Fidelity	0	0	0	0	0	0	0	0	0	0	0	0
24. Surety	0	0	0	0	0	0	0	0	0	0	0	0
26. Burglary and Theft	0	0	0	0	0	0	0	0	0	0	0	0
27. Boiler and Machinery	0	0	0	0	0	0	0	0	0	0	0	0
28. Credit	0	0	0	0	0	0	0	0	0	0	0	0
29. International	0	0	0	0	0	0	0	0	0	0	0	0
30. Warranty	0	0	0	0	0	0	0	0	0	0	0	0
31. Reins nonproportional assumed property	XXX	XXX	XXX	XXX	XXX	XXX	XXX	XXX	XXX	XXX	XXX	XXX
32. Reins nonproportional assumed liability	XXX	XXX	XXX	XXX	XXX	XXX	XXX	XXX	XXX	XXX	XXX	XXX
33. Reins nonproportional assumed financial lines	XXX	XXX	XXX	XXX	XXX	XXX	XXX	XXX	XXX	XXX	XXX	XXX
34. Aggregate Write-Ins for Other Lines of Business	0	0	0	0	0	0	0	0	0	0	0	0
35. Total (a)	0	0	0	0	0	0	0	0	0	0	0	0
DETAILS OF WRITE-INS												
3401. Collateral Protection	0	0	0	0	0	0	0	0	0	0	0	0
3402. Involuntary Unemployment	0	0	0	0	0	0	0	0	0	0	0	0
3403. Patent risk	0	0	0	0	0	0	0	0	0	0	0	0
3498. Summary of remaining write-ins for Line 34 from overflow page	0	0	0	0	0	0	0	0	0	0	0	0
3499. Totals (Lines 3401 thru 3403 plus 3498)(Line 34 above)	0	0	0	0	0	0	0	0	0	0	0	0

(a) Finance and service charges not included in Lines 1 to 35 \$0
(b) For health business on indicated lines report: Number of persons insured under PPO managed care products0 and number of persons insured under indemnity only products0 .

ANNUAL STATEMENT FOR THE YEAR 2023 OF THE GREAT AMERICAN ALLIANCE INSURANCE COMPANY

EXHIBIT OF PREMIUMS AND LOSSES

OVERFLOW PAGE FOR WRITE-INS

Additional Write-ins for Exhibit of Premiums and Losses Line 34

Line of Business	Gross Premiums, Including Policy and Membership Fees, Less Return Premiums and Premiums on Policies not Taken		3	4	5	6	7	8	9	10	11	12
	1 Direct Premiums Written	2 Direct Premiums Earned	Dividends Paid or Credited to Policyholders on Direct Business	Direct Unearned Premium Reserves	Direct Losses Paid (deducting salvage)	Direct Losses Incurred	Direct Losses Unpaid	Direct Defense and Cost Containment Expense Paid	Direct Defense and Cost Containment Expense Incurred	Direct Defense and Cost Containment Expense Unpaid	Commissions and Brokerage Expenses	Taxes, Licenses and Fees
3404. Uninsured Motorist	0	0	0	0	0	0	0	0	0	0	0	0
3497. Summary of remaining write-ins for Line 34 from overflow page	0	0	0	0	0	0	0	0	0	0	0	0



ANNUAL STATEMENT FOR THE YEAR 2023 OF THE GREAT AMERICAN ALLIANCE INSURANCE COMPANY

EXHIBIT OF PREMIUMS AND LOSSES (Statutory Page 14)

NAIC Group Code 0084		BUSINESS IN THE STATE OF Grand Total				DURING THE YEAR 2023				NAIC Company Code 26832			
Line of Business		Gross Premiums, Including Policy and Membership Fees, Less Return Premiums and Premiums on Policies not Taken		3 Dividends Paid or Credited to Policyholders on Direct Business	4 Direct Unearned Premium Reserves	5 Direct Losses Paid (deducting salvage)	6 Direct Losses Incurred	7 Direct Losses Unpaid	8 Direct Defense and Cost Containment Expense Paid	9 Direct Defense and Cost Containment Expense Incurred	10 Direct Defense and Cost Containment Expense Unpaid	11 Commissions and Brokerage Expenses	12 Taxes, Licenses and Fees
		1 Direct Premiums Written	2 Direct Premiums Earned										
1.	Fire	229,143	130,599	0	104,617	205,136	210,499	6,480	730	4,772	4,537	40,978	5,573
2.1	Allied Lines	184,029	91,336	0	154,223	153,190	(70,058)	55,386	3,939	7,758	8,041	31,878	5,098
2.2	Multiple Peril Crop	0	0	0	0	0	0	0	0	0	0	742	(1,556)
2.3	Federal Flood	0	0	0	0	0	0	0	0	0	0	0	0
2.4	Private Crop	41,390,028	41,390,028	0	0	58,723,587	72,765,642	56,915,551	0	0	0	6,161,804	616,133
2.5	Private Flood	0	0	0	0	0	0	0	0	0	0	0	0
3.	Farmowners Multiple Peril	8,384,563	8,349,989	0	3,726,342	6,053,879	6,200,390	4,575,660	350,652	(592,655)	337,160	1,903,428	227,650
4.	Homeowners Multiple Peril	0	0	0	0	0	0	0	0	0	0	0	(75)
5.1	Commercial Multiple Peril (Non-Liability Portion)	40,156,974	44,239,365	0	15,809,689	40,531,020	53,535,832	30,422,568	1,855,278	2,975,160	3,644,250	9,032,908	909,567
5.2	Commercial Multiple Peril (Liability Portion)	8,885,105	10,152,201	0	3,505,291	5,555,136	6,800,747	19,809,424	2,734,439	3,643,887	4,579,510	1,993,516	218,769
6.	Mortgage Guaranty	0	0	0	0	0	0	0	0	0	0	0	0
8.	Ocean Marine	0	0	0	0	0	23,108	24,348	0	(196)	469	0	(1,903)
9.	Inland Marine	3,857,264	3,892,805	0	471,687	2,020,904	1,813,197	480,296	117,604	86,540	93,047	1,002,218	117,689
10.	Financial Guaranty	0	0	0	0	0	0	0	0	0	0	0	0
11.1	Medical Professional Liability - Occurrence	0	0	0	0	0	(25)	0	0	(25)	0	0	0
11.2	Medical Professional Liability - Claims-Made	0	0	0	0	0	(4)	0	0	(4)	0	0	0
12.	Earthquake	156,175	76,029	0	105,502	8,512	19,257	16,947	0	(8)	176	43,213	4,447
13.1	Comprehensive (hospital and medical) ind (b)	0	0	0	0	0	0	0	0	0	0	0	0
13.2	Comprehensive (hospital and medical) group (b)	0	0	0	0	0	0	0	0	0	0	0	0
14.	Credit A&H (Group and Individual)	0	0	0	0	0	0	0	0	0	0	0	0
15.1	Vision Only (b).....	0	0	0	0	0	0	0	0	0	0	0	0
15.2	Dental Only (b)	0	0	0	0	0	0	0	0	0	0	0	0
15.3	Disability Income (b)	0	0	0	0	0	0	0	0	0	0	0	0
15.4	Medicare Supplement (b)	0	0	0	0	0	0	0	0	0	0	0	0
15.5	Medicaid Title XIX (b)	0	0	0	0	0	0	0	0	0	0	0	0
15.6	Medicare Title XVIII (b).....	0	0	0	0	0	0	0	0	0	0	0	0
15.7	Long-Term Care (b)	0	0	0	0	0	0	0	0	0	0	0	0
15.8	Federal Employees Health Benefits Plan (b)	0	0	0	0	0	0	0	0	0	0	0	0
15.9	Other Health (b)	0	0	0	0	0	0	0	0	0	0	0	0
16.	Workers' Compensation	287,171,720	284,349,711	67,394	105,047,090	49,390,746	52,174,823	349,032,779	6,119,750	8,058,858	29,490,191	41,782,073	7,190,202
17.1	Other Liability - Occurrence	56,743,541	54,784,603	0	26,283,735	84,950,629	48,007,068	361,582,076	5,656,793	3,346,326	41,661,503	9,135,495	1,358,733
17.2	Other Liability - Claims-Made	924,849	1,086,669	0	488,251	2,508,437	6,866,806	10,133,703	1,457,289	1,560,384	1,929,604	187,865	24,192
17.3	Excess Workers' Compensation	0	0	0	0	0	0	0	0	0	0	0	64
18.1	Products Liability - Occurrence	14,018,662	12,587,732	0	6,328,759	220,576	(476,111)	9,175,761	(23,147)	(172,549)	3,085,495	3,747,430	217,845
18.2	Products Liability - Claims-Made	0	0	0	0	0	103,719	218,895	0	(22,006)	46,974	0	(40)
19.1	Private Passenger Auto No-Fault (Personal Injury Protection)	0	0	0	0	0	0	5,000	0	0	3,000	0	0
19.2	Other Private Passenger Auto Liability	0	0	0	0	0	0	40,608	0	0	13,655	0	0
19.3	Commercial Auto No-Fault (Personal Injury Protection)	145,943	142,796	0	67,729	2,683	8,371	135,283	0	(542)	34,668	27,135	2,384
19.4	Other Commercial Auto Liability	10,535,588	10,413,689	0	4,979,619	4,767,600	4,245,296	17,776,504	1,272,172	1,382,310	2,380,708	1,815,983	251,192
21.1	Private Passenger Auto Physical Damage	0	0	0	0	0	0	0	0	0	0	0	0
21.2	Commercial Auto Physical Damage	2,994,956	2,951,275	0	1,308,722	3,309,821	2,368,595	727,990	145,385	168,705	132,221	550,379	75,070
22.	Aircraft (all perils)	4,174,296	4,051,483	0	1,969,854	0	202,402	1,806,289	0	(3,865)	171,938	609,789	86,735
23.	Fidelity	17,870,184	18,558,364	0	21,718,604	2,871,627	6,667,527	10,661,215	80,462	2,208,388	5,672,205	5,730,645	440,684
24.	Surety	3,737,680	3,123,399	0	2,601,116	448,349	294,091	10,005,161	(1,084)	144,835	1,732,365	1,432,651	65,084
26.	Burglary and Theft	8,162	13,672	0	2,615	0	(4,181)	1,316	0	(554)	199	1,785	246
27.	Boiler and Machinery	2,606,071	2,657,810	0	1,156,571	875,868	840,848	350,956	18,860	(4,847)	4,299	551,240	61,469
28.	Credit	(6,312)	(6,314)	0	30	0	93,423	25,669	0	0	0	138	(379)
29.	International	0	0	0	0	0	0	0	0	0	0	0	0
30.	Warranty	0	0	0	0	0	(71)	0	0	0	0	0	1
31.	Reins nonproportional assumed property	XXX	XXX	XXX	XXX	XXX	XXX	XXX	XXX	XXX	XXX	XXX	XXX
32.	Reins nonproportional assumed liability	XXX	XXX	XXX	XXX	XXX	XXX	XXX	XXX	XXX	XXX	XXX	XXX
33.	Reins nonproportional assumed financial lines	XXX	XXX	XXX	XXX	XXX	XXX	XXX	XXX	XXX	XXX	XXX	XXX
34.	Aggregate Write-Ins for Other Lines of Business	181	181	0	0	0	(392)	3	0	0	0	0	18
35.	Total (a)	504,168,801	503,037,422	67,394	195,830,046	262,597,701	262,690,798	883,985,869	19,789,121	22,790,674	95,026,215	85,783,292	11,874,769
DETAILS OF WRITE-INS													
3401.	Collateral Protection	0	0	0	0	0	(392)	3	0	0	0	0	18
3402.	Involuntary Unemployment	0	0	0	0	0	0	0	0	0	0	0	0
3403.	Patent risk	0	0	0	0	0	0	0	0	0	0	0	0
3498.	Summary of remaining write-ins for Line 34 from overflow page	181	181	0	0	0	0	0	0	0	0	0	0
3499.	Totals (Lines 3401 thru 3403 plus 3498)(Line 34 above)	181	181	0	0	0	(392)	3	0	0	0	0	18

(a) Finance and service charges not included in Lines 1 to 35 \$0
(b) For health business on indicated lines report: Number of persons insured under PPO managed care products0 and number of persons insured under indemnity only products0

ANNUAL STATEMENT FOR THE YEAR 2023 OF THE GREAT AMERICAN ALLIANCE INSURANCE COMPANY

EXHIBIT OF PREMIUMS AND LOSSES

OVERFLOW PAGE FOR WRITE-INS

Additional Write-ins for Exhibit of Premiums and Losses Line 34

Line of Business	Gross Premiums, Including Policy and Membership Fees, Less Return Premiums and Premiums on Policies not Taken		3	4	5	6	7	8	9	10	11	12
	1 Direct Premiums Written	2 Direct Premiums Earned	Dividends Paid or Credited to Policyholders on Direct Business	Direct Unearned Premium Reserves	Direct Losses Paid (deducting salvage)	Direct Losses Incurred	Direct Losses Unpaid	Direct Defense and Cost Containment Expense Paid	Direct Defense and Cost Containment Expense Incurred	Direct Defense and Cost Containment Expense Unpaid	Commissions and Brokerage Expenses	Taxes, Licenses and Fees
3404. Uninsured Motorist	181	181	0	0	0	0	0	0	0	0	0	0
3497. Summary of remaining write-ins for Line 34 from overflow page	181	181	0	0	0	0	0	0	0	0	0	0

ANNUAL STATEMENT FOR THE YEAR 2023 OF THE GREAT AMERICAN ALLIANCE INSURANCE COMPANY

SCHEDULE F - PART 1

Assumed Reinsurance as of December 31, Current Year (\$000 Omitted)

[illegible]

ANNUAL STATEMENT FOR THE YEAR 2023 OF THE GREAT AMERICAN ALLIANCE INSURANCE COMPANY

SCHEDULE F - PART 2

Premium Portfolio Reinsurance Effected or (Canceled) during Current Year	2019	2018	2017
Reinsurance Effected	\$1,000	\$1,000	\$1,000
Reinsurance Canceled	\$1,000	\$1,000	\$1,000
Net Reinsurance Effected or (Canceled)	\$2,000	\$2,000	\$2,000

1 ID Number	2 NAIC Com- pany Code	3 Name of Company	4 Date of Contract	5 Original Premium	6 Reinsurance Premium
<h1>NONE</h1>					

ANNUAL STATEMENT FOR THE YEAR 2023 OF THE GREAT AMERICAN ALLIANCE INSURANCE COMPANY

SCHEDULE F - PART 3

Ceded Reinsurance as of December 31, Current Year (\$000 Omitted)

1 ID Number	2 NAIC Com- pany Code	3 Name of Reinsurer	4 Domiciliary Jurisdiction	5 Special Code	6 Reinsurance Premiums Ceded	Reinsurance Recoverable On									16 Amount in Dispute included in Column 15	Reinsurance Payable		19 Net Amount Recoverable From Reinsurers Cols. 15 - [17 + 18]	20 Funds Held by Company Under Reinsurance Treaties
						7 Paid Losses	8 Paid LAE	9 Known Case Loss Reserves	10 Known Case LAE Reserves	11 IBNR Loss Reserves	12 IBNR LAE Reserves	13 Unearned Premiums	14 Contingent Commis- sions	15 Columns 7 through 14 Totals		17 Ceded Balances Payable	18 Other Amounts Due to Reinsurers		
31-0501234 ..	. 16691 .	Great American Insurance Company	OH.....		504,786	0	0	359,600	10,024	524,461	117,259	195,861	2,578	1,209,783	0	0	0	1,209,783	0
0199999. Total Authorized - Affiliates - U.S. Intercompany Pooling					504,786	0	0	359,600	10,024	524,461	117,259	195,861	2,578	1,209,783	0	0	0	1,209,783	0
0499999. Total Authorized - Affiliates - U.S. Non-Pool					0	0	0	0	0	0	0	0	0	0	0	0	0	0	0
0799999. Total Authorized - Affiliates - Other (Non-U.S.)					0	0	0	0	0	0	0	0	0	0	0	0	0	0	0
0899999. Total Authorized - Affiliates					504,786	0	0	359,600	10,024	524,461	117,259	195,861	2,578	1,209,783	0	0	0	1,209,783	0
1499999. Total Authorized Excluding Protected Cells (Sum of 0899999, 0999999, 1099999, 1199999 and 1299999)					504,786	0	0	359,600	10,024	524,461	117,259	195,861	2,578	1,209,783	0	0	0	1,209,783	0
1899999. Total Unauthorized - Affiliates - U.S. Non-Pool					0	0	0	0	0	0	0	0	0	0	0	0	0	0	0
2199999. Total Unauthorized - Affiliates - Other (Non-U.S.)					0	0	0	0	0	0	0	0	0	0	0	0	0	0	0
2299999. Total Unauthorized - Affiliates					0	0	0	0	0	0	0	0	0	0	0	0	0	0	0
2899999. Total Unauthorized Excluding Protected Cells (Sum of 2299999, 2399999, 2499999, 2599999 and 2699999)					0	0	0	0	0	0	0	0	0	0	0	0	0	0	0
3299999. Total Certified - Affiliates - U.S. Non-Pool					0	0	0	0	0	0	0	0	0	0	0	0	0	0	0
3599999. Total Certified - Affiliates - Other (Non-U.S.)					0	0	0	0	0	0	0	0	0	0	0	0	0	0	0
3699999. Total Certified - Affiliates					0	0	0	0	0	0	0	0	0	0	0	0	0	0	0
4299999. Total Certified Excluding Protected Cells (Sum of 3699999, 3799999, 3899999, 3999999 and 4099999)					0	0	0	0	0	0	0	0	0	0	0	0	0	0	0
4699999. Total Reciprocal Jurisdiction - Affiliates - U.S. Non-Pool					0	0	0	0	0	0	0	0	0	0	0	0	0	0	0
4999999. Total Reciprocal Jurisdiction - Affiliates - Other (Non-U.S.)					0	0	0	0	0	0	0	0	0	0	0	0	0	0	0
5099999. Total Reciprocal Jurisdiction - Affiliates					0	0	0	0	0	0	0	0	0	0	0	0	0	0	0
5699999. Total Reciprocal Jurisdiction Excluding Protected Cells (Sum of 5099999, 5199999, 5299999, 5399999 and 5499999)					0	0	0	0	0	0	0	0	0	0	0	0	0	0	0
5799999. Total Authorized, Unauthorized, Reciprocal Jurisdiction and Certified Excluding Protected Cells (Sum of 1499999, 2899999, 4299999 and 5699999)					504,786	0	0	359,600	10,024	524,461	117,259	195,861	2,578	1,209,783	0	0	0	1,209,783	0
5899999. Total Protected Cells (Sum of 1399999, 2799999, 4199999 and 5599999)					0	0	0	0	0	0	0	0	0	0	0	0	0	0	0
9999999 Totals					504,786	0	0	359,600	10,024	524,461	117,259	195,861	2,578	1,209,783	0	0	0	1,209,783	0

ANNUAL STATEMENT FOR THE YEAR 2023 OF THE GREAT AMERICAN ALLIANCE INSURANCE COMPANY

SCHEDULE F - PART 3 (Continued)

Ceded Reinsurance as of December 31, Current Year (\$000 Omitted)
(Credit Risk)

ID Number From Col. 1	Name of Reinsurer From Col. 3	Collateral				25	26	27	Ceded Reinsurance Credit Risk								
		21	22	23	24				28	29	30	31	32	33	34	35	36
		Multiple Beneficiary Trusts	Letters of Credit	Issuing or Confirming Bank Reference Number	Single Beneficiary Trusts & Other Allowable Collateral	Total Funds Held, Payables & Collateral	Net Recoverable Net of Funds Held & Collateral	Applicable Sch. F Penalty (Col. 78)	Total Amount Recoverable from Reinsurers Less Penalty (Cols. 15-27)	Stressed Recoverable (Col. 28 * 120%)	Reinsurance Payable & Funds Held (Cols. 17+18+20; but not in excess of Col. 29)	Stressed Net Recoverable (Cols. 29-30)	Total Collateral (Cols. 21+22 + 24, not in Excess of Col. 31)	Stressed Net Recoverable Net of Collateral Offsets (Cols. 31-32)	Reinsurer Designation Equivalent	Credit Risk on Collateralized Recoverables (Col. 32 * Factor Applicable to Reinsurer Designation Equivalent in Col. 34)	Credit Risk on Un- collateralized Recoverables (Col. 33 * Factor Applicable to Reinsurer Designation Equivalent in Col. 34)
31-0501234	Great American Insurance Company	0	0		0	0	1,209,783	0	XXX	XXX	XXX	XXX	XXX	XXX	XXX	XXX	XXX
0199999	Total Authorized - Affiliates - U.S. Intercompany Pooling	0	0	XXX	0	0	1,209,783	0	XXX	XXX	XXX	XXX	XXX	XXX	XXX	XXX	XXX
0499999	Total Authorized - Affiliates - U.S. Non-Pool	0	0	XXX	0	0	0	0	XXX	XXX	XXX	XXX	XXX	XXX	XXX	XXX	XXX
0799999	Total Authorized - Affiliates - Other (Non-U.S.)	0	0	XXX	0	0	0	0	0	0	0	0	0	0	XXX	0	0
0899999	Total Authorized - Affiliates	0	0	XXX	0	0	1,209,783	0	0	0	0	0	0	0	XXX	0	0
1499999	Total Authorized Excluding Protected Cells (Sum of 0899999, 0999999, 1099999, 1199999 and 1299999)	0	0	XXX	0	0	1,209,783	0	0	0	0	0	0	0	XXX	0	0
1899999	Total Unauthorized - Affiliates - U.S. Non-Pool	0	0	XXX	0	0	0	0	XXX	XXX	XXX	XXX	XXX	XXX	XXX	XXX	XXX
2199999	Total Unauthorized - Affiliates - Other (Non-U.S.)	0	0	XXX	0	0	0	0	0	0	0	0	0	0	XXX	0	0
2299999	Total Unauthorized - Affiliates	0	0	XXX	0	0	0	0	0	0	0	0	0	0	XXX	0	0
2899999	Total Unauthorized Excluding Protected Cells (Sum of 2299999, 2399999, 2499999, 2599999 and 2699999)	0	0	XXX	0	0	0	0	0	0	0	0	0	0	XXX	0	0
3299999	Total Certified - Affiliates - U.S. Non-Pool	0	0	XXX	0	0	0	0	XXX	XXX	XXX	XXX	XXX	XXX	XXX	XXX	XXX
3599999	Total Certified - Affiliates - Other (Non-U.S.)	0	0	XXX	0	0	0	0	0	0	0	0	0	0	XXX	0	0
3699999	Total Certified - Affiliates	0	0	XXX	0	0	0	0	0	0	0	0	0	0	XXX	0	0
4299999	Total Certified Excluding Protected Cells (Sum of 3699999, 3799999, 3899999, 3999999 and 4099999)	0	0	XXX	0	0	0	0	0	0	0	0	0	0	XXX	0	0
4699999	Total Reciprocal Jurisdiction - Affiliates - U.S. Non-Pool	0	0	XXX	0	0	0	0	XXX	XXX	XXX	XXX	XXX	XXX	XXX	XXX	XXX
4999999	Total Reciprocal Jurisdiction - Affiliates - Other (Non-U.S.)	0	0	XXX	0	0	0	0	0	0	0	0	0	0	XXX	0	0
5099999	Total Reciprocal Jurisdiction - Affiliates	0	0	XXX	0	0	0	0	0	0	0	0	0	0	XXX	0	0
5699999	Total Reciprocal Jurisdiction Excluding Protected Cells (Sum of 5099999, 5199999, 5299999, 5399999 and 5499999)	0	0	XXX	0	0	0	0	0	0	0	0	0	0	XXX	0	0
5799999	Total Authorized, Unauthorized, Reciprocal Jurisdiction and Certified Excluding Protected Cells (Sum of 1499999, 2899999, 4299999 and 5699999)	0	0	XXX	0	0	1,209,783	0	0	0	0	0	0	0	XXX	0	0
5899999	Total Protected Cells (Sum of 1399999, 2799999, 4199999 and 5599999)	0	0	XXX	0	0	0	0	XXX	XXX	XXX	XXX	XXX	XXX	XXX	XXX	XXX
9999999	Totals	0	0	XXX	0	0	1,209,783	0	0	0	0	0	0	0	XXX	0	0

ANNUAL STATEMENT FOR THE YEAR 2023 OF THE GREAT AMERICAN ALLIANCE INSURANCE COMPANY

SCHEDULE F - PART 3 (Continued)

Ceded Reinsurance as of December 31, Current Year (\$000 Omitted)

(Aging of Ceded Reinsurance)

ID Number From Col. 1	Name of Reinsurer From Col. 3	Reinsurance Recoverable on Paid Losses and Paid Loss Adjustment Expenses						44 Total Recoverable on Paid Losses & LAE Amounts in Dispute Included in Col. 43	45 Recoverable on Paid Losses & LAE Over 90 Days Past Due Amounts in Dispute Included in Cols. 40 & 41	46 Total Recoverable on Paid Losses & LAE Amounts Not in Dispute (Cols 43-44)	47 Recoverable on Paid Losses & LAE Over 90 Days Past Due Amounts Not in Dispute (Cols. 40 + 41 - 45)	48 Amounts Received Prior 90 Days	49 Percentage Overdue Col. 42/Col. 43	50 Percentage of Amounts More Than 90 Days Overdue Not in Dispute (Col. 47/(Cols. 46+48))	51 Percentage More Than 120 Days Overdue (Col. 41/ Col. 43)	52 Is the Amount in Col. 50 Less Than 20%? (Yes or No)	53 Amounts in Col. 47 for Reinsurers with Values Less Than 20% in Col. 50	
		37 Current	Overdue				43 Total Due Cols. 37+42 (In total should equal Cols. 7+8)											
			38 1 - 29 Days	39 30 - 90 Days	40 91 - 120 Days	41 Over 120 Days												42 Total Overdue Cols. 38+39 +40+41
31-0501234 ..	Great American Insurance Company	0	0	0	0	0	0	0	0	0	0	0	0.0	0.0	0.0	0.0	YES	0
0199999. Total Authorized - Affiliates - U.S. Intercompany Pooling		0	0	0	0	0	0	0	0	0	0	0	0.0	0.0	0.0	0.0	XXX	0
0499999. Total Authorized - Affiliates - U.S. Non-Pool		0	0	0	0	0	0	0	0	0	0	0	0.0	0.0	0.0	0.0	XXX	0
0799999. Total Authorized - Affiliates - Other (Non-U.S.)		0	0	0	0	0	0	0	0	0	0	0	0.0	0.0	0.0	0.0	XXX	0
0899999. Total Authorized - Affiliates		0	0	0	0	0	0	0	0	0	0	0	0.0	0.0	0.0	0.0	XXX	0
1499999. Total Authorized Excluding Protected Cells (Sum of 0899999, 0999999, 1099999, 1199999 and 1299999)		0	0	0	0	0	0	0	0	0	0	0	0.0	0.0	0.0	0.0	XXX	0
1899999. Total Unauthorized - Affiliates - U.S. Non-Pool		0	0	0	0	0	0	0	0	0	0	0	0.0	0.0	0.0	0.0	XXX	0
2199999. Total Unauthorized - Affiliates - Other (Non-U.S.)		0	0	0	0	0	0	0	0	0	0	0	0.0	0.0	0.0	0.0	XXX	0
2299999. Total Unauthorized - Affiliates		0	0	0	0	0	0	0	0	0	0	0	0.0	0.0	0.0	0.0	XXX	0
2899999. Total Unauthorized Excluding Protected Cells (Sum of 2299999, 2399999, 2499999, 2599999 and 2699999)		0	0	0	0	0	0	0	0	0	0	0	0.0	0.0	0.0	0.0	XXX	0
3299999. Total Certified - Affiliates - U.S. Non-Pool		0	0	0	0	0	0	0	0	0	0	0	0.0	0.0	0.0	0.0	XXX	0
3599999. Total Certified - Affiliates - Other (Non-U.S.)		0	0	0	0	0	0	0	0	0	0	0	0.0	0.0	0.0	0.0	XXX	0
3699999. Total Certified - Affiliates		0	0	0	0	0	0	0	0	0	0	0	0.0	0.0	0.0	0.0	XXX	0
4299999. Total Certified Excluding Protected Cells (Sum of 3699999, 3799999, 3899999, 3999999 and 4099999)		0	0	0	0	0	0	0	0	0	0	0	0.0	0.0	0.0	0.0	XXX	0
4699999. Total Reciprocal Jurisdiction - Affiliates - U.S. Non-Pool		0	0	0	0	0	0	0	0	0	0	0	0.0	0.0	0.0	0.0	XXX	0
4999999. Total Reciprocal Jurisdiction - Affiliates - Other (Non-U.S.)		0	0	0	0	0	0	0	0	0	0	0	0.0	0.0	0.0	0.0	XXX	0
5099999. Total Reciprocal Jurisdiction - Affiliates		0	0	0	0	0	0	0	0	0	0	0	0.0	0.0	0.0	0.0	XXX	0
5699999. Total Reciprocal Jurisdiction Excluding Protected Cells (Sum of 5099999, 5199999, 5299999, 5399999 and 5499999)		0	0	0	0	0	0	0	0	0	0	0	0.0	0.0	0.0	0.0	XXX	0
5799999. Total Authorized, Unauthorized, Reciprocal Jurisdiction and Certified Excluding Protected Cells (Sum of 1499999, 2899999, 4299999 and 5699999)		0	0	0	0	0	0	0	0	0	0	0	0.0	0.0	0.0	0.0	XXX	0
5899999. Total Protected Cells (Sum of 1399999, 2799999, 4199999 and 5599999)		0	0	0	0	0	0	0	0	0	0	0	0.0	0.0	0.0	0.0	XXX	0
9999999 Totals		0	0	0	0	0	0	0	0	0	0	0	0.0	0.0	0.0	0.0	XXX	0

ANNUAL STATEMENT FOR THE YEAR 2023 OF THE GREAT AMERICAN ALLIANCE INSURANCE COMPANY

SCHEDULE F - PART 3 (Continued)

Ceded Reinsurance as of December 31, Current Year (\$000 Omitted)

(Provision for Reinsurance for Certified Reinsurers)

ID Number From Col. 1	Name of Reinsurer From Col. 3	Provision for Certified Reinsurance														Complete if Col. 52 = "No"; Otherwise Enter 0		69 Provision for Overdue Reinsurance Ceded to Certified Reinsurers (Greater of [Col. 62 + Col. 65] or Col.68; not to Exceed Col. 63)
		54	55	56	57	58	59	60 Percent of Collateral Provided for Net Recoverables Subject to Collateral Requirements ([Col. 20 + Col. 21 + Col. 22 + Col. 24] / Col. 58)	61 Percent Credit Allowed on Net Recoverables Subject to Collateral Requirements (Col. 60 / Col. 56, not to exceed 100%)	62 20% of Recoverable on Paid Losses & LAE Over 90 Days Past Due Amounts in Dispute (Col. 45 * 20%)	63 Amount of Credit Allowed for Net Recoverables (Col. 57 + [Col. 58 * Col. 61])	64 Provision for Reinsurance with Certified Reinsurers Due to Collateral Deficiency (Col. 19 - Col. 63)	65 20% of Recoverable on Paid Losses & LAE Over 90 Days Past Due Amounts Not in Dispute (Col. 47 * 20%)	66 Total Collateral Provided (Col. 20 + Col. 21 + Col. 22 + Col. 24, not to Exceed Col. 63)		67 Net Unsecured Recoverable for Which Credit is Allowed (Col. 63 - Col. 66)	68 20% of Amount in Col. 67	
		Certified Reinsurer Rating (1 through 6)	Effective Date of Certified Reinsurer Rating	Percent Collateral Required for Full Credit (0% through 100%)	Catastrophe Recoverables Qualifying for Collateral Deferral	Net Recoverables Subject to Collateral Requirements for Full Credit (Col. 19 - Col. 57)	Dollar Amount of Collateral Required (Col. 56 * Col. 58)											
31-0501234 ..	Great American Insurance Company	XXX.....	XXX.....	XXX.....	XXX.....	XXX.....	XXX.....	XXX.....	XXX.....	XXX.....	XXX.....	XXX.....	XXX.....	XXX.....	XXX.....	XXX.....	XXX.....	XXX.....
01999999. Total Authorized - Affiliates - U.S. Intercompany Pooling				XXX	XXX	XXX	XXX	XXX	XXX	XXX	XXX	XXX	XXX	XXX	XXX	XXX	XXX	XXX
04999999. Total Authorized - Affiliates - U.S. Non-Pool				XXX	XXX	XXX	XXX	XXX	XXX	XXX	XXX	XXX	XXX	XXX	XXX	XXX	XXX	XXX
07999999. Total Authorized - Affiliates - Other (Non-U.S.)				XXX	XXX	XXX	XXX	XXX	XXX	XXX	XXX	XXX	XXX	XXX	XXX	XXX	XXX	XXX
08999999. Total Authorized - Affiliates				XXX	XXX	XXX	XXX	XXX	XXX	XXX	XXX	XXX	XXX	XXX	XXX	XXX	XXX	XXX
14999999. Total Authorized Excluding Protected Cells (Sum of 08999999, 09999999, 10999999, 11999999 and 12999999)				XXX	XXX	XXX	XXX	XXX	XXX	XXX	XXX	XXX	XXX	XXX	XXX	XXX	XXX	XXX
18999999. Total Unauthorized - Affiliates - U.S. Non-Pool				XXX	XXX	XXX	XXX	XXX	XXX	XXX	XXX	XXX	XXX	XXX	XXX	XXX	XXX	XXX
21999999. Total Unauthorized - Affiliates - Other (Non-U.S.)				XXX	XXX	XXX	XXX	XXX	XXX	XXX	XXX	XXX	XXX	XXX	XXX	XXX	XXX	XXX
22999999. Total Unauthorized - Affiliates				XXX	XXX	XXX	XXX	XXX	XXX	XXX	XXX	XXX	XXX	XXX	XXX	XXX	XXX	XXX
28999999. Total Unauthorized Excluding Protected Cells (Sum of 22999999, 23999999, 24999999, 25999999 and 26999999)				XXX	XXX	XXX	XXX	XXX	XXX	XXX	XXX	XXX	XXX	XXX	XXX	XXX	XXX	XXX
32999999. Total Certified - Affiliates - U.S. Non-Pool				XXX	0	0	0	XXX	XXX	0	0	0	0	0	0	0	0	0
35999999. Total Certified - Affiliates - Other (Non-U.S.)				XXX	0	0	0	XXX	XXX	0	0	0	0	0	0	0	0	0
36999999. Total Certified - Affiliates				XXX	0	0	0	XXX	XXX	0	0	0	0	0	0	0	0	0
42999999. Total Certified Excluding Protected Cells (Sum of 36999999, 37999999, 38999999, 39999999 and 40999999)				XXX	0	0	0	XXX	XXX	0	0	0	0	0	0	0	0	0
46999999. Total Reciprocal Jurisdiction - Affiliates - U.S. Non-Pool				XXX	XXX	XXX	XXX	XXX	XXX	XXX	XXX	XXX	XXX	XXX	XXX	XXX	XXX	XXX
49999999. Total Reciprocal Jurisdiction - Affiliates - Other (Non-U.S.)				XXX	XXX	XXX	XXX	XXX	XXX	XXX	XXX	XXX	XXX	XXX	XXX	XXX	XXX	XXX
50999999. Total Reciprocal Jurisdiction - Affiliates				XXX	XXX	XXX	XXX	XXX	XXX	XXX	XXX	XXX	XXX	XXX	XXX	XXX	XXX	XXX
56999999. Total Reciprocal Jurisdiction Excluding Protected Cells (Sum of 50999999, 51999999, 52999999, 53999999 and 54999999)				XXX	XXX	XXX	XXX	XXX	XXX	XXX	XXX	XXX	XXX	XXX	XXX	XXX	XXX	XXX
57999999. Total Authorized, Unauthorized, Reciprocal Jurisdiction and Certified Excluding Protected Cells (Sum of 14999999, 28999999, 42999999 and 56999999)				XXX	0	0	0	XXX	XXX	0	0	0	0	0	0	0	0	0
58999999. Total Protected Cells (Sum of 13999999, 27999999, 41999999 and 55999999)				XXX	0	0	0	XXX	XXX	0	0	0	0	0	0	0	0	0
99999999 Totals				XXX	0	0	0	XXX	XXX	0	0	0	0	0	0	0	0	0

ANNUAL STATEMENT FOR THE YEAR 2023 OF THE GREAT AMERICAN ALLIANCE INSURANCE COMPANY

SCHEDULE F - PART 3 (Continued)

Ceded Reinsurance as of December 31, Current Year (\$000 Omitted)
(Total Provision for Reinsurance)

ID Number From Col. 1	Name of Reinsurer From Col. 3	70 20% of Recoverable on Paid Losses & LAE Over 90 Days past Due Amounts Not in Dispute (Col. 47 * 20%)	Provision for Unauthorized Reinsurance		Provision for Overdue Authorized and Reciprocal Jurisdiction Reinsurance		Total Provision for Reinsurance			
			71	72	73 Complete if Col. 52 = "Yes"; Otherwise Enter 0 20% of Recoverable on Paid Losses & LAE Over 90 Days Past Due Amounts Not in Dispute + 20% of Amounts in Dispute ([Col. 47 * 20%] + [Col. 45 * 20%])	74 Complete if Col. 52 = "No"; Otherwise Enter 0 Greater of 20% of Net Recoverable Net of Funds Held & Collateral, or 20% of Recoverable on Paid Losses & LAE Over 90 Days Past Due (Greater of Col. 26 * 20% or Cols. [40 + 41] * 20%)	75 Provision for Amounts Ceded to Authorized and Reciprocal Jurisdiction Reinsurers (Cols. 73 + 74)	76 Provision for Amounts Ceded to Unauthorized Reinsurers (Cols. 71 + 72 Not in Excess of Col. 15)	77 Provision for Amounts Ceded to Certified Reinsurers (Cols. 64 + 69)	78 Total Provision for Reinsurance (Cols. 75 + 76 + 77)
31-0501234 ..	Great American Insurance Company	0	XXX	XXX	0	0	0	XXX	XXX	0
0199999. Total Authorized - Affiliates - U.S. Intercompany Pooling		0	XXX	XXX	0	0	0	XXX	XXX	0
0499999. Total Authorized - Affiliates - U.S. Non-Pool		0	XXX	XXX	0	0	0	XXX	XXX	0
0799999. Total Authorized - Affiliates - Other (Non-U.S.)		0	XXX	XXX	0	0	0	XXX	XXX	0
0899999. Total Authorized - Affiliates		0	XXX	XXX	0	0	0	XXX	XXX	0
1499999. Total Authorized Excluding Protected Cells (Sum of 0899999, 0999999, 1099999, 1199999 and 1299999)		0	XXX	XXX	0	0	0	XXX	XXX	0
1899999. Total Unauthorized - Affiliates - U.S. Non-Pool		0	0	0	XXX	XXX	XXX	0	XXX	0
2199999. Total Unauthorized - Affiliates - Other (Non-U.S.)		0	0	0	XXX	XXX	XXX	0	XXX	0
2299999. Total Unauthorized - Affiliates		0	0	0	XXX	XXX	XXX	0	XXX	0
2899999. Total Unauthorized Excluding Protected Cells (Sum of 2299999, 2399999, 2499999, 2599999 and 2699999)		0	0	0	XXX	XXX	XXX	0	XXX	0
3299999. Total Certified - Affiliates - U.S. Non-Pool		XXX	XXX	XXX	XXX	XXX	XXX	XXX	0	0
3599999. Total Certified - Affiliates - Other (Non-U.S.)		XXX	XXX	XXX	XXX	XXX	XXX	XXX	0	0
3699999. Total Certified - Affiliates		XXX	XXX	XXX	XXX	XXX	XXX	XXX	0	0
4299999. Total Certified Excluding Protected Cells (Sum of 3699999, 3799999, 3899999, 3999999 and 4099999)		XXX	XXX	XXX	XXX	XXX	XXX	XXX	0	0
4699999. Total Reciprocal Jurisdiction - Affiliates - U.S. Non-Pool		0	XXX	XXX	0	0	0	XXX	XXX	0
4999999. Total Reciprocal Jurisdiction - Affiliates - Other (Non-U.S.)		0	XXX	XXX	0	0	0	XXX	XXX	0
5099999. Total Reciprocal Jurisdiction - Affiliates		0	XXX	XXX	0	0	0	XXX	XXX	0
5699999. Total Reciprocal Jurisdiction Excluding Protected Cells (Sum of 5099999, 5199999, 5299999, 5399999 and 5499999)		0	XXX	XXX	0	0	0	XXX	XXX	0
5799999. Total Authorized, Unauthorized, Reciprocal Jurisdiction and Certified Excluding Protected Cells (Sum of 1499999, 2899999, 4299999 and 5699999)		0	0	0	0	0	0	0	0	0
5899999. Total Protected Cells (Sum of 1399999, 2799999, 4199999 and 5599999)		0	0	0	0	0	0	0	0	0
9999999 Totals		0	0	0	0	0	0	0	0	0

ANNUAL STATEMENT FOR THE YEAR 2023 OF THE GREAT AMERICAN ALLIANCE INSURANCE COMPANY

SCHEDULE F - PART 4

Issuing or Confirming Banks for Letters of Credit from Schedule F, Part 3 (\$000 Omitted)

[illegible]

ANNUAL STATEMENT FOR THE YEAR 2023 OF THE GREAT AMERICAN ALLIANCE INSURANCE COMPANY

SCHEDULE F - PART 5

Interrogatories for Schedule F, Part 3 (000 Omitted)

A. Report the five largest provisional commission rates included in the cedant's reinsurance treaties. The commission rate to be reported is by contract with ceded premium in excess of \$50,000:

	1	2	3
	Name of Reinsurer	Commission Rate	Ceded Premium
1.	N/A – See Note 26 to Financial Statements	0.000	0
2.	0.000	0
3.	0.000	0
4.	0.000	0
5.	0.000	0

B. Report the five largest reinsurance recoverables reported in Schedule F, Part 3, Column 15, due from any one reinsurer (based on the total recoverables, Schedule F, Part 3,Line 9999999, Column 15), the amount of ceded premium, and indicate whether the recoverables are due from an affiliated insurer.

	1	2	3	4
	Name of Reinsurer	Total Recoverables	Ceded Premiums	Affiliated
6.	Great American Insurance Company	1,209,783	504,786	Yes [X] No []
7.	0	0	Yes [] No []
8.	0	0	Yes [] No []
9.	0	0	Yes [] No []
10.	0	0	Yes [] No []

NOTE: Disclosure of the five largest provisional commission rates should exclude mandatory pools and joint underwriting associations.

ANNUAL STATEMENT FOR THE YEAR 2023 OF THE GREAT AMERICAN ALLIANCE INSURANCE COMPANY

SCHEDULE F - PART 6

Restatement of Balance Sheet to Identify Net Credit for Reinsurance

	1 As Reported (Net of Ceded)	2 Restatement Adjustments	3 Restated (Gross of Ceded)
ASSETS (Page 2, Col. 3)			
1. Cash and invested assets (Line 12)	30,653,305	0	30,653,305
2. Premiums and considerations (Line 15)	0	0	0
3. Reinsurance recoverable on loss and loss adjustment expense payments (Line 16.1)	0	0	0
4. Funds held by or deposited with reinsured companies (Line 16.2)	0	0	0
5. Other assets	265,357	0	265,357
6. Net amount recoverable from reinsurers	0	1,209,782,939	1,209,782,939
7. Protected cell assets (Line 27)	0	0	0
8. Totals (Line 28)	30,918,662	1,209,782,939	1,240,701,601
LIABILITIES (Page 3)			
9. Losses and loss adjustment expenses (Lines 1 through 3)	0	1,011,343,586	1,011,343,586
10. Taxes, expenses, and other obligations (Lines 4 through 8)	16,858	2,578,176	2,595,034
11. Unearned premiums (Line 9)	0	195,861,177	195,861,177
12. Advance premiums (Line 10)	0	0	0
13. Dividends declared and unpaid (Line 11.1 and 11.2)	0	0	0
14. Ceded reinsurance premiums payable (net of ceding commissions (Line 12)	0	0	0
15. Funds held by company under reinsurance treaties (Line 13)	0	0	0
16. Amounts withheld or retained by company for account of others (Line 14)	0	0	0
17. Provision for reinsurance (Line 16)	0	0	0
18. Other liabilities	0	0	0
19. Total liabilities excluding protected cell business (Line 26)	16,858	1,209,782,939	1,209,799,797
20. Protected cell liabilities (Line 27)	0	0	0
21. Surplus as regards policyholders (Line 37)	30,901,804	XXX	30,901,804
22. Totals (Line 38)	30,918,662	1,209,782,939	1,240,701,601

NOTE: Is the restatement of this exhibit the result of grossing up balances ceded to affiliates under 100 percent reinsurance or pooling arrangements? Yes [X] No []

If yes, give full explanation: See Note 26 to Financial Statements

Schedule H - Part 1 - Analysis of Underwriting Operations

N O N E

Schedule H - Part 2 - Reserves and Liabilities

N O N E

Schedule H - Part 3 - Test of Prior Year's Claim Reserves and Liabilities

N O N E

Schedule H - Part 4 - Reinsurance

N O N E

Schedule H - Part 5 - Health Claims

N O N E

Schedule P - Part 1A - Homeowners/Farmowners

N O N E

Schedule P - Part 1B - Private Passenger Auto Liability/Medical

N O N E

Schedule P - Part 1C - Commercial Auto/Truck Liability/Medical

N O N E

Schedule P - Part 1D - Workers' Compensation (Excluding Excess Workers' Compensation)

N O N E

Schedule P - Part 1E - Commercial Multiple Peril

N O N E

Schedule P - Part 1F - Section 1 - Medical Professional Liability - Occurrence

N O N E

Schedule P - Part 1F - Section 2 - Medical Professional Liability - Claims-Made

N O N E

Schedule P - Part 1G - Special Liability (Ocean Marine, Aircraft (all perils), Boiler and Machinery)

N O N E

Schedule P - Part 1H - Section 1 - Other Liability - Occurrence

N O N E

Schedule P - Part 1H - Section 2 - Other Liability - Claims-Made

N O N E

Schedule P - Part 1I - Special Property (Fire, Allied Lines...)

N O N E

Schedule P - Part 1J - Auto Physical Damage

N O N E

Schedule P - Part 1K - Fidelity/Surety

N O N E

Schedule P - Part 1L - Other (Including Credit, Accident and Health)

N O N E

Schedule P - Part 1M - International

N O N E

Schedule P - Part 1N - Reinsurance - Nonproportional Assumed Property

N O N E

Schedule P - Part 1O - Reinsurance - Nonproportional Assumed Liability

N O N E

Schedule P - Part 1P - Reinsurance - Nonproportional Assumed Financial Lines

N O N E

Schedule P - Part 1R - Section 1 - Products Liability - Occurrence

N O N E

Schedule P - Part 1R - Section 2 - Products Liability - Claims-Made

N O N E

Schedule P - Part 1S - Financial Guaranty/Mortgage Guaranty

N O N E

Schedule P - Part 1T - Warranty

N O N E

Schedule P - Part 2A - Homeowners/Farmowners

N O N E

Schedule P - Part 2B - Private Passenger Auto Liability/Medical

N O N E

Schedule P - Part 2C - Commercial Auto/Truck Liability/Medical

N O N E

Schedule P - Part 2D - Workers' Compensation (Excluding Excess Workers' Compensation)

N O N E

Schedule P - Part 2E - Commercial Multiple Peril

N O N E

Schedule P - Part 2F - Section 1 - Medical Professional Liability - Occurrence

N O N E

Schedule P - Part 2F - Section 2 - Medical Professional Liability - Claims-Made

N O N E

Schedule P - Part 2G - Special Liability (Ocean Marine, Aircraft (all perils), Boiler and Machinery)

N O N E

Schedule P - Part 2H - Section 1 - Other Liability - Occurrence

N O N E

Schedule P - Part 2H - Section 2- Other Liability - Claims-Made

N O N E

Schedule P - Part 2I - Special Property

N O N E

Schedule P - Part 2J - Auto Physical Damage

N O N E

Schedule P - Part 2K - Fidelity/Surety

N O N E

Schedule P - Part 2L - Other (Including Credit, Accident and Health)

N O N E

Schedule P - Part 2M - International

N O N E

Schedule P - Part 2N - Reinsurance - Nonproportional Assumed Property

N O N E

Schedule P - Part 2O - Reinsurance - Nonproportional Assumed Liability

N O N E

Schedule P - Part 2P - Reinsurance - Nonproportional Assumed Financial Lines

N O N E

Schedule P - Part 2R - Section 1 - Products Liability - Occurrence

N O N E

Schedule P - Part 2R - Section 2 - Products Liability - Claims-Made

N O N E

Schedule P - Part 2S - Financial Guaranty/Mortgage Guaranty

N O N E

Schedule P - Part 2T - Warranty

N O N E

Schedule P - Part 3A - Homeowners/Farmowners

N O N E

Schedule P - Part 3B - Private Passenger Auto Liability/Medical

N O N E

Schedule P - Part 3C - Commercial Auto/Truck Liability/Medical

N O N E

Schedule P - Part 3D - Workers' Compensation (Excluding Excess Workers' Compensation)

N O N E

Schedule P - Part 3E - Commercial Multiple Peril

N O N E

Schedule P - Part 3F - Section 1 - Medical Professional Liability - Occurrence

N O N E

Schedule P - Part 3F - Section 2 - Medical Professional Liability - Claims-Made

N O N E

Schedule P - Part 3G - Special Liability

N O N E

Schedule P - Part 3H - Section 1 - Other Liability - Occurrence

N O N E

Schedule P - Part 3H - Section 2 - Other Liability - Claims-Made

N O N E

Schedule P - Part 3I - Special Property

N O N E

Schedule P - Part 3J - Auto Physical Damage

N O N E

Schedule P - Part 3K - Fidelity/Surety

N O N E

Schedule P - Part 3L - Other (Including Credit, Accident and Health)

N O N E

Schedule P - Part 3M - International

N O N E

Schedule P - Part 3N - Reinsurance - Nonproportional Assumed Property

N O N E

Schedule P - Part 3O - Reinsurance - Nonproportional Assumed Liability

N O N E

Schedule P - Part 3P - Reinsurance - Nonproportional Assumed Financial Lines

N O N E

Schedule P - Part 3R - Section 1 - Product Liability - Occurrence

N O N E

Schedule P - Part 3R - Section 2 - Product Liability - Claims-Made

N O N E

Schedule P - Part 3S - Financial Guaranty/Mortgage Guaranty

N O N E

Schedule P - Part 3T - Warranty

N O N E

Schedule P - Part 4A - Homeowners/Farmowners

N O N E

Schedule P - Part 4B - Private Passenger Auto Liability/Medical

N O N E

Schedule P - Part 4C - Commercial Auto/Truck Liability/Medical

N O N E

Schedule P - Part 4D - Workers' Compensation (Excluding Excess Workers' Compensation)

N O N E

Schedule P - Part 4E - Commercial Multiple Peril

N O N E

Schedule P - Part 4F - Section 1 - Medical Professional Liability - Occurrence

N O N E

Schedule P - Part 4F - Section 2 - Medical Professional Liability - Claims-Made

N O N E

Schedule P - Part 4G - Special Liability

N O N E

Schedule P - Part 4H - Section 1 - Other Liability - Occurrence

N O N E

Schedule P - Part 4H - Section 2 - Other Liability - Claims-Made

N O N E

Schedule P - Part 4I - Special Property

N O N E

Schedule P - Part 4J - Auto Physical Damage

N O N E

Schedule P - Part 4K - Fidelity/Surety

N O N E

Schedule P - Part 4L - Other (Including Credit, Accident and Health)

N O N E

Schedule P - Part 4M - International

N O N E

Schedule P - Part 4N - Reinsurance - Nonproportional Assumed Property

N O N E

Schedule P - Part 4O - Reinsurance - Nonproportional Assumed Liability

N O N E

Schedule P - Part 4P - Reinsurance - Nonproportional Assumed Financial Lines

N O N E

Schedule P - Part 4R - Section 1 - Products Liability - Occurrence

N O N E

Schedule P - Part 4R - Section 2 - Products Liability - Claims-Made

N O N E

Schedule P - Part 4S - Financial Guaranty/Mortgage Guaranty

N O N E

Schedule P - Part 4T - Warranty

N O N E

Schedule P - Part 5A - Homeowners/Farmowners - Section 1

N O N E

Schedule P - Part 5A - Homeowners/Farmowners - Section 2

N O N E

Schedule P - Part 5A - Homeowners/Farmowners - Section 3

N O N E

Schedule P - Part 5B - Private Passenger Auto Liability/Medical - Section 1

N O N E

Schedule P - Part 5B - Private Passenger Auto Liability/Medical - Section 2

N O N E

Schedule P - Part 5B - Private Passenger Auto Liability/Medical - Section 3

N O N E

Schedule P - Part 5C - Commercial Auto/Truck Liability/Medical - Section 1

N O N E

Schedule P - Part 5C - Commercial Auto/Truck Liability/Medical - Section 2

N O N E

Schedule P - Part 5C - Commercial Auto/Truck Liability/Medical - Section 3

N O N E

Schedule P-Part 5D-Workers' Compensation (Excluding Excess Workers' Compensation)-Section 1

N O N E

Schedule P-Part 5D-Workers' Compensation (Excluding Excess Workers' Compensation)-Section 2
N O N E

Schedule P-Part 5D-Workers' Compensation (Excluding Excess Workers' Compensation)-Section 3
N O N E

Schedule P - Part 5E - Commercial Multiple Peril - Section 1
N O N E

Schedule P - Part 5E - Commercial Multiple Peril - Section 2
N O N E

Schedule P - Part 5E - Commercial Multiple Peril - Section 3
N O N E

Schedule P - Part 5F - Medical Professional Liability - Occurrence - Section 1A
N O N E

Schedule P - Part 5F - Medical Professional Liability - Occurrence - Section 2A
N O N E

Schedule P - Part 5F - Medical Professional Liability - Occurrence - Section 3A
N O N E

Schedule P - Part 5F - Medical Professional Liability - Claims-Made - Section 1B
N O N E

Schedule P - Part 5F - Medical Professional Liability - Claims-Made - Section 2B
N O N E

Schedule P - Part 5F - Medical Professional Liability - Claims-Made - Section 3B
N O N E

Schedule P - Part 5H - Other Liability - Occurrence - Section 1A
N O N E

Schedule P - Part 5H - Other Liability - Occurrence - Section 2A
N O N E

Schedule P - Part 5H - Other Liability - Occurrence - Section 3A
N O N E

Schedule P - Part 5H - Other Liability - Claims-Made - Section 1B

N O N E

Schedule P - Part 5H - Other Liability - Claims-Made - Section 2B

N O N E

Schedule P - Part 5H - Other Liability - Claims-Made - Section 3B

N O N E

Schedule P - Part 5R - Products Liability - Occurrence - Section 1A

N O N E

Schedule P - Part 5R - Products Liability - Occurrence - Section 2A

N O N E

Schedule P - Part 5R - Products Liability - Occurrence - Section 3A

N O N E

Schedule P - Part 5R - Products Liability - Claims-Made - Section 1B

N O N E

Schedule P - Part 5R - Products Liability - Claims-Made - Section 2B

N O N E

Schedule P - Part 5R - Products Liability - Claims-Made - Section 3B

N O N E

Schedule P - Part 5T - Warranty - Section 1

N O N E

Schedule P - Part 5T - Warranty - Section 2

N O N E

Schedule P - Part 5T - Warranty - Section 3

N O N E

Schedule P - Part 6C - Commercial Auto/Truck Liability/Medical - Section 1

N O N E

Schedule P - Part 6C - Commercial Auto/Truck Liability/Medical - Section 2

N O N E

Schedule P-Part 6D-Workers' Compensation (Excluding Excess Workers' Compensation)-Section 1
N O N E

Schedule P-Part 6D-Workers' Compensation (Excluding Excess Workers' Compensation)-Section 2
N O N E

Schedule P - Part 6E - Commercial Multiple Peril - Section 1
N O N E

Schedule P - Part 6E - Commercial Multiple Peril - Section 2
N O N E

Schedule P - Part 6H - Other Liability - Occurrence - Section 1A
N O N E

Schedule P - Part 6H - Other Liability - Occurrence - Section 2A
N O N E

Schedule P - Part 6H - Other Liability - Claims-Made - Section 1B
N O N E

Schedule P - Part 6H - Other Liability - Claims-Made - Section 2B
N O N E

Schedule P - Part 6M - International - Section 1
N O N E

Schedule P - Part 6M - International - Section 2
N O N E

Schedule P - Part 6N- Reinsurance A - Nonproportional Assumed Property - Section 1
N O N E

Schedule P - Part 6N- Reinsurance A - Nonproportional Assumed Property - Section 2
N O N E

Schedule P - Part 6O - Reinsurance B - Nonproportional Liability - Section 1
N O N E

Schedule P - Part 6O - Reinsurance B - Nonproportional Assumed Liability - Section 2
N O N E

Schedule P - Part 6R - Products Liability - Occurrence - Section 1A

N O N E

Schedule P - Part 6R - Products Liability - Occurrence - Section 2A

N O N E

Schedule P - Part 6R - Products Liability - Claims-Made - Section 1B

N O N E

Schedule P - Part 6R - Products Liability - Claims-Made - Section 2B

N O N E

Schedule P - Part 7A - Section 1 - Primary Loss Sensitive Contracts

N O N E

Schedule P - Part 7A - Section 2 - Primary Loss Sensitive Contracts

N O N E

Schedule P - Part 7A - Section 3 - Primary Loss Sensitive Contracts

N O N E

Schedule P - Part 7A - Section 4 - Primary Loss Sensitive Contracts

N O N E

Schedule P - Part 7A - Section 5 - Primary Loss Sensitive Contracts

N O N E

Schedule P - Part 7B - Section 1 - Reinsurance Loss Sensitive Contracts

N O N E

Schedule P - Part 7B - Section 2 - Reinsurance Loss Sensitive Contracts

N O N E

Schedule P - Part 7B - Section 3 - Reinsurance Loss Sensitive Contracts

N O N E

Schedule P - Part 7B - Section 4 - Reinsurance Loss Sensitive Contracts

N O N E

Schedule P - Part 7B - Section 5 - Reinsurance Loss Sensitive Contracts

N O N E

Schedule P - Part 7B - Section 6 - Reinsurance Loss Sensitive Contracts

N O N E

Schedule P - Part 7B - Section 7 - Reinsurance Loss Sensitive Contracts

N O N E

ANNUAL STATEMENT FOR THE YEAR 2023 OF THE GREAT AMERICAN ALLIANCE INSURANCE COMPANY

SCHEDULE P INTERROGATORIES

1. The following questions relate to yet-to-be-issued Extended Reporting Endorsements (EREs) arising from Death, Disability, or Retirement (DDR) provisions in Medical Professional Liability Claims Made insurance policies. EREs provided for reasons other than DDR are not to be included.
- 1.1 Does the company issue Medical Professional Liability Claims Made insurance policies that provide tail (also known as an extended reporting endorsement, or “ERE”) benefits in the event of Death, Disability, or Retirement (DDR) at a reduced charge or at no additional cost? Yes [] No [X]
If the answer to question 1.1 is “no”, leave the following questions blank. If the answer to question 1.1 is “yes”, please answer the following questions:
- 1.2 What is the total amount of the reserve for that provision (DDR Reserve), as reported, explicitly or not, elsewhere in this statement (in dollars)?\$0
- 1.3 Does the company report any DDR reserve as Unearned Premium Reserve per SSAP #65? Yes [] No [X]
- 1.4 Does the company report any DDR reserve as loss or loss adjustment expense reserve? Yes [] No [X]
- 1.5 If the company reports DDR reserve as Unearned Premium Reserve, does that amount match the figure on the Underwriting and Investment Exhibit, Part 1A - Recapitulation of all Premiums (Page 7) Column 2, Lines 11.1 plus 11.2? Yes [] No [] N/A [X]
- 1.6 If the company reports DDR reserve as loss or loss adjustment expense reserve, please complete the following table corresponding to where these reserves are reported in Schedule P:

Years in Which Premiums Were Earned and Losses Were Incurred		DDR Reserve Included in Schedule P, Part 1F, Medical Professional Liability Column 24: Total Net Losses and Expenses Unpaid	
		1 Section 1: Occurrence	2 Section 2: Claims-Made
1.601	Prior	0	0
1.602	2014	0	0
1.603	2015	0	0
1.604	2016	0	0
1.605	2017	0	0
1.606	2018	0	0
1.607	2019	0	0
1.608	2020.....	0	0
1.609	2021.....	0	0
1.610	2022.....	0	0
1.611	2023.....	0	0
1.612	Totals	0	0

2. The definition of allocated loss adjustment expenses (ALAE) and, therefore, unallocated loss adjustment expenses (ULAE) was changed effective January 1, 1998. This change in definition applies to both paid and unpaid expenses. Are these expenses (now reported as “Defense and Cost Containment” and “Adjusting and Other”) reported in compliance with these definitions in this statement? Yes [X] No []
3. The Adjusting and Other expense payments and reserves should be allocated to the years in which the losses were incurred based on the number of claims reported, closed and outstanding in those years. When allocating Adjusting and Other expense between companies in a group or a pool, the Adjusting and Other expense should be allocated in the same percentage used for the loss amounts and the claim counts. For reinsurers, Adjusting and Other expense assumed should be reported according to the reinsurance contract. For Adjusting and Other expense incurred by reinsurers, or in those situations where suitable claim count information is not available, Adjusting and Other expense should be allocated by a reasonable method determined by the company and described in Interrogatory 7, below. Are they so reported in this Statement? Yes [X] No []
4. Do any lines in Schedule P include reserves that are reported gross of any discount to present value of future payments, and that are reported net of such discounts on Page 10? Yes [] No [X]

If yes, proper disclosure must be made in the Notes to Financial Statements, as specified in the Instructions. Also, the discounts must be reported in Schedule P - Part 1, Columns 32 and 33. Schedule P must be completed gross of non-tabular discounting. Work papers relating to discount calculations must be available for examination upon request.
Discounting is allowed only if expressly permitted by the state insurance department to which this Annual Statement is being filed.
5. What were the net premiums in force at the end of the year for:
(in thousands of dollars)

5.1 Fidelity0

5.2 Surety0
6. Claim count information is reported per claim or per claimant (Indicate which).
If not the same in all years, explain in Interrogatory 7.
- 7.1 The information provided in Schedule P will be used by many persons to estimate the adequacy of the current loss and expense reserves, among other things. Are there any especially significant events, coverage, retention or accounting changes that have occurred that must be considered when making such analyses? Yes [X] No []
- 7.2 (An extended statement may be attached.)
This Company participates in a pooling agreement. (See Note 26).

SCHEDULE T - PART 2
INTERSTATE COMPACT - EXHIBIT OF PREMIUMS WRITTEN

Allocated by States and Territories

			Direct Business Only			
			1	2	3	4
States, Etc.			Life (Group and Individual)	Annuities (Group and Individual)	Disability Income (Group and Individual)	Long-Term Care (Group and Individual)
			5			6
			Deposit-Type Contracts			Totals
1.	Alabama	AL				
2.	Alaska	AK				
3.	Arizona	AZ				
4.	Arkansas	AR				
5.	California	CA				
6.	Colorado	CO				
7.	Connecticut	CT				
8.	Delaware	DE				
9.	District of Columbia	DC				
10.	Florida	FL				
11.	Georgia	GA				
12.	Hawaii	HI				
13.	Idaho	ID				
14.	Illinois	IL				
15.	Indiana	IN				
16.	Iowa	IA				
17.	Kansas	KS				
18.	Kentucky	KY				
19.	Louisiana	LA				
20.	Maine	ME				
21.	Maryland	MD				
22.	Massachusetts	MA				
23.	Michigan	MI				
24.	Minnesota	MN				
25.	Mississippi	MS				
26.	Missouri	MO				
27.	Montana	MT				
28.	Nebraska	NE				
29.	Nevada	NV				
30.	New Hampshire	NH				
31.	New Jersey	NJ				
32.	New Mexico	NM				
33.	New York	NY				
34.	North Carolina	NC				
35.	North Dakota	ND				
36.	Ohio	OH				
37.	Oklahoma	OK				
38.	Oregon	OR				
39.	Pennsylvania	PA				
40.	Rhode Island	RI				
41.	South Carolina	SC				
42.	South Dakota	SD				
43.	Tennessee	TN				
44.	Texas	TX				
45.	Utah	UT				
46.	Vermont	VT				
47.	Virginia	VA				
48.	Washington	WA				
49.	West Virginia	WV				
50.	Wisconsin	WI				
51.	Wyoming	WY				
52.	American Samoa	AS				
53.	Guam	GU				
54.	Puerto Rico	PR				
55.	U.S. Virgin Islands	VI				
56.	Northern Mariana Islands	MP				
57.	Canada	CAN				
58.	Aggregate Other Alien	OT				
59.	Total					

NONE

ANNUAL STATEMENT FOR THE YEAR 2023 OF THE GREAT AMERICAN ALLIANCE INSURANCE COMPANY

SCHEDULE Y

PART 1A - DETAIL OF INSURANCE HOLDING COMPANY SYSTEM

1	2	3	4	5	6	7	8	9	10	11	12	13	14	15	16
Group Code	Group Name	NAIC Company Code	ID Number	Federal RSSD	CIK	Name of Securities Exchange if Publicly Traded (U.S. or International)	Names of Parent, Subsidiaries Or Affiliates	Domi-ciliary Location	Relation-ship to Reporting Entity	Directly Controlled by (Name of Entity/Person)	Type of Control (Ownership, Board, Management, Attorney-in-Fact, Influence, Other)	If Control is Ownership Provide Per-centage	Ultimate Controlling Entity(ies)/Person(s)	Is an SCA Filing Re-quired? (Yes/No)	*
.0000		.00000	31-1544320	0	0001042046	NYSE	American Financial Group, Inc.	..OH	UIP		Ownership	0.000		..NO	0
.0000		.00000	86-3438529	0	0		AFG Real Estate Holding Company, LLC	..OH	NIA	American Financial Group, Inc.	Ownership	100.000	American Financial Group, Inc.	..NO	0
.0000		.00000	84-4395026	0	0		Bay Bridge Holding Company, LLC	..MD	NIA	AFG Real Estate Holding Company, LLC	Ownership	65.000	American Financial Group, Inc.	..NO	1
.0000		.00000	84-4395026	0	0		Bay Bridge Holding Company, LLC	..MD	NIA	Great American Insurance Company	Ownership	35.000	American Financial Group, Inc.	..NO	1
							Bay Bridge Marina Hemingway's Restaurant, LLC								
.0000		.00000	27-4078277	0	0			..MD	NIA	Bay Bridge Holding Company, LLC	Ownership	85.000	American Financial Group, Inc.	..NO	0
.0000		.00000	27-0513333	0	0		Bay Bridge Marina Management, LLC	..MD	NIA	Bay Bridge Holding Company, LLC	Ownership	85.000	American Financial Group, Inc.	..NO	0
.0000		.00000	20-4604276	0	0		GALIC – Bay Bridge Marina, LLC	..MD	NIA	Bay Bridge Marina Management, LLC	Ownership	100.000	American Financial Group, Inc.	..NO	0
.0000		.00000	84-3355051	0	0		Charleston Harbor Holding Company, LLC	..SC	NIA	AFG Real Estate Holding Company, LLC	Ownership	50.000	American Financial Group, Inc.	..NO	1
.0000		.00000	84-3355051	0	0		Charleston Harbor Holding Company, LLC	..SC	NIA	Great American Insurance Company	Ownership	50.000	American Financial Group, Inc.	..NO	1
.0000		.00000	81-3737639	0	0		Charleston Harbor Fishing, LLC	..SC	NIA	Charleston Harbor Holding Company, LLC	Ownership	100.000	American Financial Group, Inc.	..NO	0
.0000		.00000	84-4574243	0	0		Mountain View Grand Holding Company, LLC	..NH	NIA	AFG Real Estate Holding Company, LLC	Ownership	65.000	American Financial Group, Inc.	..NO	1
.0000		.00000	84-4574243	0	0		Mountain View Grand Holding Company, LLC	..NH	NIA	Great American Insurance Company	Ownership	35.000	American Financial Group, Inc.	..NO	1
.0000		.00000	86-3225970	0	0		Sailfish Holding Company, LLC	..FL	NIA	AFG Real Estate Holding Company, LLC	Ownership	100.000	American Financial Group, Inc.	..NO	0
.0000		.00000	84-2654660	0	0		Skipjack Holding Company, LLC	..MD	NIA	AFG Real Estate Holding Company, LLC	Ownership	100.000	American Financial Group, Inc.	..NO	0
.0000		.00000	52-2179330	0	0		Skipjack Marina Corp.	..MD	NIA	Skipjack Holding Company, LLC	Ownership	100.000	American Financial Group, Inc.	..NO	0
.0000		.00000	31-0996797	0	0		American Financial Enterprises, Inc.	..CT	NIA	American Financial Group, Inc.	Ownership	100.000	American Financial Group, Inc.	..NO	0
.0000		.00000	31-0828578	0	0		American Money Management Corporation	..OH	NIA	American Financial Group, Inc.	Ownership	100.000	American Financial Group, Inc.	..NO	0
.0000		.00000	27-1577326	0	0		American Real Estate Capital Company, LLC	..OH	NIA	American Money Management Corporation	Ownership	100.000	American Financial Group, Inc.	..NO	0
.0000		.00000	27-2829629	0	0		Mid-Market Capital Partners, LLC	..DE	NIA	American Money Management Corporation	Ownership	100.000	American Financial Group, Inc.	..NO	0
.0000		.00000	41-2112001	0	0		APU Holding Company	..OH	NIA	American Financial Group, Inc.	Ownership	100.000	American Financial Group, Inc.	..NO	0
.0000		.00000	23-6000765	0	0		American Premier Underwriters, Inc.	..PA	NIA	APU Holding Company	Ownership	100.000	American Financial Group, Inc.	..NO	0
.0000		.00000	13-6400464	0	0		Lehigh Valley Railroad Company	..PA	NIA	American Premier Underwriters, Inc.	Ownership	100.000	American Financial Group, Inc.	..NO	0
.0000		.00000	46-1665396	0	0		Pennsylvania Lehigh Oil & Gas Holdings LLC	..PA	NIA	Lehigh Valley Railroad Company	Ownership	100.000	American Financial Group, Inc.	..NO	0
.0000		.00000	20-1548213	0	0		Magnolia Alabama Holdings, Inc.	..DE	NIA	American Premier Underwriters, Inc.	Ownership	100.000	American Financial Group, Inc.	..NO	0
.0000		.00000	20-1574094	0	0		Magnolia Alabama Holdings LLC	..AL	NIA	Magnolia Alabama Holdings, Inc.	Ownership	100.000	American Financial Group, Inc.	..NO	0
.0000		.00000	46-1852532	0	0		Michigan Oil & Gas Holdings, LLC	..MI	NIA	American Premier Underwriters, Inc.	Ownership	100.000	American Financial Group, Inc.	..NO	0
.0000		.00000	46-1480078	0	0		Ohio Oil & Gas Holdings, LLC	..OH	NIA	American Premier Underwriters, Inc.	Ownership	100.000	American Financial Group, Inc.	..NO	0
.0000		.00000	13-6021353	0	0		The Owasco River Railway, Inc.	..NY	NIA	American Premier Underwriters, Inc.	Ownership	100.000	American Financial Group, Inc.	..NO	0
.0000		.00000	76-0080537	0	0		PCC Technical Industries, Inc.	..DE	NIA	American Premier Underwriters, Inc.	Ownership	100.000	American Financial Group, Inc.	..NO	0
.0000		.00000	46-3246684	0	0		Pennsylvania Oil & Gas Holdings, LLC	..PA	NIA	American Premier Underwriters, Inc.	Ownership	100.000	American Financial Group, Inc.	..NO	0
.0000		.00000	23-6000766	0	0		Pennsylvania-Reading Seashore Lines	..NJ	NIA	American Premier Underwriters, Inc.	Ownership	66.670	American Financial Group, Inc.	..NO	0
.0000		.00000	98-1073776	0	0		GAI Insurance Company, Ltd.	..BMU	IA	APU Holding Company	Ownership	100.000	American Financial Group, Inc.	..NO	0
.0000		.00000	31-1446308	0	0		Hangar Acquisition Corp.	..OH	NIA	APU Holding Company	Ownership	100.000	American Financial Group, Inc.	..NO	0
.0000		.00000	91-1242743	0	0		Premier Lease & Loan Services Insurance Agency, Inc.	..WA	NIA	APU Holding Company	Ownership	100.000	American Financial Group, Inc.	..NO	0
							Premier Lease & Loan Services of Canada, Inc.								
.0000		.00000	91-1508644	0	0			..WA	NIA	APU Holding Company	Ownership	100.000	American Financial Group, Inc.	..NO	0
.0000		.00000	31-0823725	0	0		Dixie Terminal Corporation	..OH	NIA	American Financial Group, Inc.	Ownership	100.000	American Financial Group, Inc.	..NO	0
.0000		.00000	06-1356481	0	0		Great American Financial Resources, Inc.	..DE	NIA	American Financial Group, Inc.	Ownership	100.000	American Financial Group, Inc.	..NO	0
.0000		.00000	34-1017531	0	0		Ceres Group, Inc.	..DE	NIA	Great American Financial Resources, Inc.	Ownership	100.000	American Financial Group, Inc.	..NO	0
.0000		.00000	47-0717079	0	0		Continental General Corporation	..NE	NIA	Ceres Group, Inc.	Ownership	100.000	American Financial Group, Inc.	..NO	0
.0000		.00000	34-1947042	0	0		QQAAgency of Texas, Inc.	..TX	NIA	Ceres Group, Inc.	Ownership	100.000	American Financial Group, Inc.	..NO	0
.0000		.00000	20-1246122	0	0		Brothers Management, LLC	..FL	NIA	Great American Financial Resources, Inc.	Ownership	100.000	American Financial Group, Inc.	..NO	0
.0000		.00000	31-1391777	0	0		GALIC Brothers, Inc.	..OH	NIA	Great American Financial Resources, Inc.	Ownership	100.000	American Financial Group, Inc.	..NO	0
.0000		.00000		0	0		Helium Holdings Limited	..BMU	NIA	American Financial Group, Inc.	Ownership	100.000	American Financial Group, Inc.	..NO	0
.0000		.00000	31-0686194	0	0		One East Fourth, Inc.	..OH	NIA	American Financial Group, Inc.	Ownership	100.000	American Financial Group, Inc.	..NO	0
.0000		.00000	31-1119320	0	0		TEJ Holdings, Inc.	..OH	NIA	American Financial Group, Inc.	Ownership	100.000	American Financial Group, Inc.	..NO	0
.0000		.00000	31-0728327	0	0		Three East Fourth, Inc.	..OH	NIA	American Financial Group, Inc.	Ownership	100.000	American Financial Group, Inc.	..NO	0

ANNUAL STATEMENT FOR THE YEAR 2023 OF THE GREAT AMERICAN ALLIANCE INSURANCE COMPANY

SCHEDULE Y

PART 1A - DETAIL OF INSURANCE HOLDING COMPANY SYSTEM

1	2	3	4	5	6	7	8	9	10	11	12	13	14	15	16
Group Code	Group Name	NAIC Company Code	ID Number	Federal RSSD	CIK	Name of Securities Exchange if Publicly Traded (U.S. or International)	Names of Parent, Subsidiaries Or Affiliates	Domi-ciliary Location	Relation-ship to Reporting Entity	Directly Controlled by (Name of Entity/Person)	Type of Control (Ownership, Board, Management, Attorney-in-Fact, Influence, Other)	If Control is Ownership Provide Percentage	Ultimate Controlling Entity(ies)/Person(s)	Is an SCA Filing Re-quired? (Yes/No)	*
.0000		00000	81-4361220	0	0		Verikai Inc.	..DE.....	..NIA.....	American Financial Group, Inc.	Ownership.....	100.000	American Financial Group, Inc.	...NO.....	0
.0000		00000	42-1575938	0	0		Great American Holding, Inc.	..OH.....	..NIA.....	American Financial Group, Inc.	Ownership.....	100.000	American Financial Group, Inc.	...NO.....	0
.0000		00000	80-0333563	0	0		ABA Insurance Services, Inc.	..OH.....	..NIA.....	Great American Holding, Inc.	Ownership.....	100.000	American Financial Group, Inc.	...NO.....	0
.0000		00000	27-3062314	0	0		Agricultural Services, LLC	..OH.....	..NIA.....	Great American Holding, Inc.	Ownership.....	100.000	American Financial Group, Inc.	...NO.....	0
.0000		00000	39-1404033	0	0		Farmers Crop Insurance Alliance, Inc.	..KS.....	..NIA.....	Great American Holding, Inc.	Ownership.....	100.000	American Financial Group, Inc.	...NO.....	0
.0000		00000	37-1122370	0	0		Crop Risk Services Great American Contemporary Insurance Company	..IL.....	..NIA.....	Farmers Crop Insurance Alliance, Inc.	Ownership.....	100.000	American Financial Group, Inc.	...NO.....	0
.0084	American Financial Group, Inc.	10646	36-4079497	0	0			..OH.....	..IA.....	Great American Holding, Inc. Great American Contemporary Insurance Company	Ownership.....	100.000	American Financial Group, Inc.	...NO.....	0
.0084	American Financial Group, Inc.	10701	59-1835212	0	0		Bridgefield Employers Insurance Company	..FL.....	..IA.....		Ownership.....	100.000	American Financial Group, Inc.	...NO.....	0
.0084	American Financial Group, Inc.	10335	59-3269531	0	0		Bridgefield Casualty Insurance Company	..FL.....	..IA.....	Bridgefield Employers Insurance Company	Ownership.....	100.000	American Financial Group, Inc.	...NO.....	0
.0084	American Financial Group, Inc.	16618	83-1694393	0	0		Bridgefield Indemnity Insurance Company	..OH.....	..IA.....	Bridgefield Employers Insurance Company Great American Contemporary Insurance Company	Ownership.....	100.000	American Financial Group, Inc.	...NO.....	0
.0084	American Financial Group, Inc.	22179	95-2801326	0	0		Republic Indemnity Company of America	..CA.....	..IA.....		Ownership.....	100.000	American Financial Group, Inc.	...NO.....	0
.0084	American Financial Group, Inc.	43753	31-1054123	0	0		Republic Indemnity Company of California	..CA.....	..IA.....	Republic Indemnity Company of America	Ownership.....	100.000	American Financial Group, Inc.	...NO.....	0
.0000		00000		0	0		Great American Holding (Europe) Limited	..GBR....	..NIA.....	Great American Holding, Inc.	Ownership.....	100.000	American Financial Group, Inc.	...NO.....	0
.0000		00000		0	0		Great American Europe Limited	..GBR....	..NIA.....	Great American Holding (Europe) Limited	Ownership.....	100.000	American Financial Group, Inc.	...NO.....	0
.0000		00000	AA-1784136	0	0		Great American International Insurance (EU) Designated Activity Company	..IRL.....	..IA.....	Great American Europe Limited	Ownership.....	100.000	American Financial Group, Inc.	...NO.....	0
.0000		00000	AA-1120817	0	0		Great American International Insurance (UK) Limited	..GBR....	..IA.....	Great American Europe Limited	Ownership.....	100.000	American Financial Group, Inc.	...NO.....	0
.0084	American Financial Group, Inc.	23418	73-0556513	0	0		Mid-Continent Casualty Company	..OH.....	..IA.....	Great American Holding, Inc.	Ownership.....	100.000	American Financial Group, Inc.	...NO.....	0
.0084	American Financial Group, Inc.	15380	73-1406844	0	0		Mid-Continent Assurance Company	..OH.....	..IA.....	Mid-Continent Casualty Company	Ownership.....	100.000	American Financial Group, Inc.	...NO.....	0
.0084	American Financial Group, Inc.	13794	38-3803661	0	0		Mid-Continent Excess and Surplus Insurance Company	..OH.....	..IA.....	Mid-Continent Casualty Company	Ownership.....	100.000	American Financial Group, Inc.	...NO.....	0
.0000		00000	30-0571535	0	0		Mid-Continent Specialty Insurance Services, Inc.	..OK.....	..NIA.....	Mid-Continent Casualty Company	Ownership.....	100.000	American Financial Group, Inc.	...NO.....	0
.0084	American Financial Group, Inc.	23426	73-0773259	0	0		Oklahoma Surety Company	..OH.....	..IA.....	Mid-Continent Casualty Company	Ownership.....	100.000	American Financial Group, Inc.	...NO.....	0
.0000		00000	34-1607394	0	0		National Interstate Corporation	..OH.....	..NIA.....	Great American Holding, Inc.	Ownership.....	100.000	American Financial Group, Inc.	...NO.....	0
.0000		00000	34-1899058	0	0		American Highways Insurance Agency, Inc.	..OH.....	..NIA.....	National Interstate Corporation	Ownership.....	100.000	American Financial Group, Inc.	...NO.....	0
.0000		00000	31-1548235	0	0		Explorer RV Insurance Agency, Inc.	..OH.....	..NIA.....	National Interstate Corporation	Ownership.....	100.000	American Financial Group, Inc.	...NO.....	0
.0000		00000	98-0191335	0	0		Hudson Indemnity, Ltd.	..CYM....	..IA.....	National Interstate Corporation	Ownership.....	100.000	American Financial Group, Inc.	...NO.....	0
.0000		00000	34-1607396	0	0		National Interstate Insurance Agency, Inc.	..OH.....	..NIA.....	National Interstate Corporation	Ownership.....	100.000	American Financial Group, Inc.	...NO.....	0
.0000		00000	36-4670968	0	0		Commercial For Hire Transportation Purchasing Group	..SC.....	..NIA.....	National Interstate Insurance Agency, Inc.	Management.....	0.000	American Financial Group, Inc.	...NO.....	2
.0084	American Financial Group, Inc.	32620	34-1607395	0	0		National Interstate Insurance Company	..OH.....	..IA.....	National Interstate Corporation	Ownership.....	100.000	American Financial Group, Inc.	...NO.....	0
.0084	American Financial Group, Inc.	11051	99-0345306	0	0		National Interstate Insurance Company of Hawaii, Inc.	..OH.....	..IA.....	National Interstate Corporation	Ownership.....	100.000	American Financial Group, Inc.	...NO.....	0
.0000		00000	43-1254631	0	0		TransProtection Service Company	..MO.....	..NIA.....	National Interstate Insurance Company	Ownership.....	100.000	American Financial Group, Inc.	...NO.....	0
.0084	American Financial Group, Inc.	41106	95-3623282	0	0		Triumphe Casualty Company	..OH.....	..IA.....	National Interstate Insurance Company	Ownership.....	100.000	American Financial Group, Inc.	...NO.....	0
.0084	American Financial Group, Inc.	21172	86-0114294	0	0		Vanliner Insurance Company	..OH.....	..IA.....	National Interstate Insurance Company	Ownership.....	100.000	American Financial Group, Inc.	...NO.....	0
.0000		00000	20-5546054	0	0		Safety Claims & Litigation Services, LLC	..MT.....	..NIA.....	National Interstate Corporation	Ownership.....	100.000	American Financial Group, Inc.	...NO.....	0
.0000		00000	46-4570914	0	0		Safety, Claims and Litigation Services, LLC	..OH.....	..NIA.....	National Interstate Corporation	Ownership.....	100.000	American Financial Group, Inc.	...NO.....	0
.0000		00000	87-1038842	0	0		Radion Insurance Holdings, LLC	..DE.....	..NIA.....	Great American Holding, Inc.	Ownership.....	32.000	American Financial Group, Inc.	...NO.....	0
.0000		00000	87-1053786	0	0		Radion Health, Inc.	..DE.....	..NIA.....	Radion Insurance Holdings, LLC	Ownership.....	100.000	American Financial Group, Inc.	...NO.....	0
.0000		00000		0	0		Radion Re, Inc.	..CYM....	..NIA.....	Radion Insurance Holdings, LLC	Ownership.....	100.000	American Financial Group, Inc.	...NO.....	0
.0000		00000	59-1683711	0	0		Summit Consulting, LLC	..FL.....	..NIA.....	Great American Holding, Inc.	Ownership.....	100.000	American Financial Group, Inc.	...NO.....	0
.0000		00000	59-3385208	0	0		Heritage Summit Healthcare, LLC	..FL.....	..NIA.....	Summit Consulting, LLC	Ownership.....	100.000	American Financial Group, Inc.	...NO.....	0
.0084	American Financial Group, Inc.	16691	31-0501234	0	0		Great American Insurance Company	..OH.....	..UDP.....	American Financial Group, Inc.	Ownership.....	100.000	American Financial Group, Inc.	...NO.....	0
.0084	American Financial Group, Inc.	37990	31-0973761	0	0		American Empire Insurance Company	..OH.....	..IA.....	Great American Insurance Company	Ownership.....	100.000	American Financial Group, Inc.	...NO.....	0

ANNUAL STATEMENT FOR THE YEAR 2023 OF THE GREAT AMERICAN ALLIANCE INSURANCE COMPANY

SCHEDULE Y

PART 1A - DETAIL OF INSURANCE HOLDING COMPANY SYSTEM

1	2	3	4	5	6	7	8	9	10	11	12	13	14	15	16
Group Code	Group Name	NAIC Company Code	ID Number	Federal RSSD	CIK	Name of Securities Exchange if Publicly Traded (U.S. or International)	Names of Parent, Subsidiaries Or Affiliates	Domi-ciliary Location	Relation-ship to Reporting Entity	Directly Controlled by (Name of Entity/Person)	Type of Control (Ownership, Board, Management, Attorney-in-Fact, Influence, Other)	If Control is Owner-ship Provide Percen-tage	Ultimate Controlling Entity(ies)/Person(s)	Is an SCA Filing Re-quired? (Yes/No)	*
.0000		00000	31-1463075	0	0		American Signature Underwriters, Inc.	..OH.....	..NIA.....	Great American Insurance Company	Ownership.....	100.000	American Financial Group, Inc.	...NO.....	0
.0000		00000	59-2840291	0	0		Brothers Property Corporation	..OH.....	..NIA.....	Great American Insurance Company	Ownership.....	100.000	American Financial Group, Inc.	...NO.....	0
.0000		00000	59-2840294	0	0		Brothers Property Management Corporation	..OH.....	..NIA.....	Brothers Property Corporation	Ownership.....	100.000	American Financial Group, Inc.	...NO.....	0
.0000		00000	31-1277904	0	0		Crop Managers Insurance Agency, Inc.	..KS.....	..NIA.....	Great American Insurance Company	Ownership.....	100.000	American Financial Group, Inc.	...NO.....	0
.0000		00000	83-1767590	0	0		CropSurance Agency, LLC	..OH.....	..NIA.....	Great American Insurance Company	Ownership.....	100.000	American Financial Group, Inc.	...NO.....	0
.0000		00000	31-0589001	0	0		Dempsey & Siders Agency, Inc.	..OH.....	..NIA.....	Great American Insurance Company	Ownership.....	100.000	American Financial Group, Inc.	...NO.....	0
.0000		00000	84-2358400	0	0		Human and Social Services Risk Purchasing Group, LLC	..OH.....	..NIA.....	Dempsey & Siders Agency, Inc.	Ownership.....	100.000	American Financial Group, Inc.	...NO.....	0
.0000		00000	31-1341668	0	0		Eden Park Insurance Brokers, Inc.	..CA.....	..NIA.....	Great American Insurance Company	Ownership.....	100.000	American Financial Group, Inc.	...NO.....	0
.0000		00000		0	0		El Aguila, Compañía de Seguros, S.A. de C.V.	..MEX.....	..IA.....	Great American Insurance Company	Ownership.....	100.000	American Financial Group, Inc.	...YES.....	0
.0000		00000		0	0		Foreign Credit Insurance Association	..NY.....	..OTH.....	Great American Insurance Company	Management.....	0.000	American Financial Group, Inc.	...NO.....	2
.0000		00000	81-0814136	0	0		GAI Mexico Holdings, LLC	..DE.....	..NIA.....	Great American Insurance Company	Ownership.....	100.000	American Financial Group, Inc.	...NO.....	0
.0000		00000	31-1753938	0	0		GAI Warranty Company	..OH.....	..NIA.....	Great American Insurance Company	Ownership.....	100.000	American Financial Group, Inc.	...NO.....	0
.0000		00000	31-1765544	0	0		GAI Warranty Company of Florida	..FL.....	..NIA.....	GAI Warranty Company	Ownership.....	100.000	American Financial Group, Inc.	...NO.....	0
.0000		00000	61-1329718	0	0		Global Premier Finance Company	..OH.....	..NIA.....	Great American Insurance Company	Ownership.....	100.000	American Financial Group, Inc.	...NO.....	0
.0084	American Financial Group, Inc.	26832	95-1542353	0	0		Great American Alliance Insurance Company	..OH.....	..RE.....	Great American Insurance Company	Ownership.....	100.000	American Financial Group, Inc.	...NO.....	0
.0084	American Financial Group, Inc.	26344	15-6020948	0	0		Great American Assurance Company	..OH.....	..IA.....	Great American Insurance Company	Ownership.....	100.000	American Financial Group, Inc.	...NO.....	0
.0084	American Financial Group, Inc.	39896	61-0983091	0	0		Great American Casualty Insurance Company	..OH.....	..IA.....	Great American Insurance Company	Ownership.....	100.000	American Financial Group, Inc.	...NO.....	0
.0084	American Financial Group, Inc.	37532	31-0954439	0	0		Great American E & S Insurance Company	..OH.....	..IA.....	Great American Insurance Company	Ownership.....	100.000	American Financial Group, Inc.	...NO.....	0
.0084	American Financial Group, Inc.	41858	31-1036473	0	0		Great American Fidelity Insurance Company	..OH.....	..IA.....	Great American Insurance Company	Ownership.....	100.000	American Financial Group, Inc.	...NO.....	0
.0000		00000	31-1652643	0	0		Great American Insurance Agency, Inc.	..OH.....	..NIA.....	Great American Insurance Company	Ownership.....	100.000	American Financial Group, Inc.	...NO.....	0
.0084	American Financial Group, Inc.	22136	13-5539046	0	0		Great American Insurance Company of New York	..NY.....	..IA.....	Great American Insurance Company	Ownership.....	100.000	American Financial Group, Inc.	...NO.....	0
.0000		00000	31-0856644	0	0		Great American Management Services, Inc.	..OH.....	..NIA.....	Great American Insurance Company	Ownership.....	100.000	American Financial Group, Inc.	...NO.....	0
.0084	American Financial Group, Inc.	38580	31-1288778	0	0		Great American Protection Insurance Company	..OH.....	..IA.....	Great American Insurance Company	Ownership.....	100.000	American Financial Group, Inc.	...NO.....	0
.0000		00000	31-0918893	0	0		Great American Re Inc.	..DE.....	..NIA.....	Great American Insurance Company	Ownership.....	100.000	American Financial Group, Inc.	...NO.....	0
.0084	American Financial Group, Inc.	35351	31-0912199	0	0		Great American Risk Solutions Surplus Lines Insurance Company	..OH.....	..IA.....	Great American Insurance Company	Ownership.....	100.000	American Financial Group, Inc.	...NO.....	0
.0084	American Financial Group, Inc.	31135	31-1209419	0	0		Great American Security Insurance Company	..OH.....	..IA.....	Great American Insurance Company	Ownership.....	100.000	American Financial Group, Inc.	...NO.....	0
.0084	American Financial Group, Inc.	33723	31-1237970	0	0		Great American Spirit Insurance Company	..OH.....	..IA.....	Great American Insurance Company	Ownership.....	100.000	American Financial Group, Inc.	...NO.....	0
.0000		00000	31-1293064	0	0		Professional Risk Brokers, Inc.	..IL.....	..NIA.....	Great American Insurance Company	Ownership.....	100.000	American Financial Group, Inc.	...NO.....	0
.0000		00000		0	0		Shelter Rock Holdings, LLC	..OH.....	..NIA.....	Great American Insurance Company	Ownership.....	100.000	American Financial Group, Inc.	...NO.....	0
.0000		00000	88-1379846	0	0		Trusted Coverage Professionals Agency, LLC	..OH.....	..NIA.....	Great American Insurance Company	Ownership.....	100.000	American Financial Group, Inc.	...NO.....	0
.0000		00000		0	0		Westline Industrial, LLC	..OH.....	..NIA.....	Great American Insurance Company	Ownership.....	100.000	American Financial Group, Inc.	...NO.....	0

Asterisk	Explanation
1	The entity is owned by more than one company within the AFG Group.
2	Entity is affiliated but not owned.

ANNUAL STATEMENT FOR THE YEAR 2023 OF THE GREAT AMERICAN ALLIANCE INSURANCE COMPANY

SCHEDULE Y

PART 2 - SUMMARY OF INSURER’S TRANSACTIONS WITH ANY AFFILIATES

1	2	3	4	5	6	7	8	9	10	11	12	13
NAIC Company Code	ID Number	Names of Insurers and Parent, Subsidiaries or Affiliates	Shareholder Dividends	Capital Contributions	Purchases, Sales or Exchanges of Loans, Securities, Real Estate, Mortgage Loans or Other Investments	Income/ (Disbursements) Incurred in Connection with Guarantees or Undertakings for the Benefit of any Affiliate(s)	Management Agreements and Service Contracts	Income/ (Disbursements) Incurred Under Reinsurance Agreements	*	Any Other Material Activity Not in the Ordinary Course of the Insurer's Business	Totals	Reinsurance Recoverable/ (Payable) on Losses and/or Reserve Credit Taken/(Liability)
.....00000	31-1544320	American Financial Group, Inc.743,957,114000138,239,75400882,194,1050
.....00000	41-2112001	APU Holding Company4,000,0000000004,000,0000
.....10335	59-3269531	Bridgefield Casualty Insurance Company000000*00(5,262,000)
.....10701	59-1835212	Bridgefield Employers Insurance Company010,957,1140000*010,954,3510
.....00000	El Aguila, Compañía de Seguros, S.A. de C.V.04,000,000000004,000,0000
.....00000	98-1073776	GAI Insurance Company, Ltd.(4,000,000)000000(4,000,000)(4,819,000)
.....	31-1765544	GAI Warranty Company of Florida0000000027,000
.....00000	61-1329718	Global Premier Finance Company(1,200,000)000000(1,200,000)0
.....10646	36-4079497	Great American Contemporary Insurance Company(80,000,000)00000*0(80,000,000)1,227,000
.....00000	42-1575938	Great American Holding, Inc.130,024,544(10,957,114)00000119,070,1930
.....16691	31-0501234	Great American Insurance Company(722,781,658)(4,000,000)00(138,239,754)0*0(865,018,649)(51,494,000)
.....00000	Great American International Insurance (EU) Designated Activity Company0000000045,304,000
.....00000	Great American International Insurance (UK) Limited0000000026,459,000
.....00000	98-0191335	Hudson Indemnity, Ltd.00000000(463,010,000)
.....23418	73-0556513	Mid-Continent Casualty Company(50,000,000)00000*0(50,000,000)(9,175,000)
.....00000	34-1607394	National Interstate Corporation40,000,00000000040,000,0000
.....32620	34-1607395	National Interstate Insurance Company(40,000,000)00000*0(40,000,000)305,046,000
.....11051	99-0345306	National Interstate Insurance Company of Hawaii, Inc.000000*0014,390,000
.....00000	31-1293064	Professional Risk Brokers, Inc.(20,000,000)000000(20,000,000)0
.....22179	95-2801326	Republic Indemnity Company of America000000*00(33,433,000)
.....41106	95-3623282	Triumphe Casualty Company000000*0034,844,000
.....21172	86-0114294	Vanliner Insurance Company000000*00128,236,000
9999999 Control Totals			0	0	0	0	0	0	XXX	0	0	(11,660,000)

ANNUAL STATEMENT FOR THE YEAR 2023 OF THE GREAT AMERICAN ALLIANCE INSURANCE COMPANY

SCHEDULE Y

PART 3 - ULTIMATE CONTROLLING PARTY AND LISTING OF OTHER U.S. INSURANCE GROUPS OR ENTITIES UNDER THAT ULTIMATE CONTROLLING PARTY'S CONTROL

1	2	3	4	5	6	7	8
		Ownership Percentage Column 2 of Column 1	Granted Disclaimer of Control\ Affiliation of Column 2 Over Column 1 (Yes/No)		U.S. Insurance Groups or Entities Controlled by Column 5	Ownership Percentage (Column 5 of Column 6)	Granted Disclaimer of Control\ Affiliation of Column 5 Over Column 6 (Yes/No)
Insurers in Holding Company	Owners with Greater Than 10% Ownership			Ultimate Controlling Party			
American Empire Insurance Company	Great American Insurance Company	100.000NO.....	American Financial Group, Inc.	N/A0.000NO.....
Bridgefield Casualty Insurance Company	Bridgefield Employers Insurance Company	100.000NO.....	American Financial Group, Inc.	N/A0.000NO.....
Bridgefield Employers Insurance Company	Great American Contemporary Insurance Company	100.000NO.....	American Financial Group, Inc.	N/A0.000NO.....
Bridgefield Indemnity Insurance Company	Bridgefield Employers Insurance Company	100.000NO.....	American Financial Group, Inc.	N/A0.000NO.....
Great American Alliance Insurance Company	Great American Insurance Company	100.000NO.....	American Financial Group, Inc.	N/A0.000NO.....
Great American Assurance Company	Great American Insurance Company	100.000NO.....	American Financial Group, Inc.	N/A0.000NO.....
Great American Casualty Insurance Company	Great American Insurance Company	100.000NO.....	American Financial Group, Inc.	N/A0.000NO.....
Great American Contemporary Insurance Company	Great American Holding, Inc.	100.000NO.....	American Financial Group, Inc.	N/A0.000NO.....
Great American E&S Insurance Company	Great American Insurance Company	100.000NO.....	American Financial Group, Inc.	N/A0.000NO.....
Great American Fidelity Insurance Company	Great American Insurance Company	100.000NO.....	American Financial Group, Inc.	N/A0.000NO.....
Great American Insurance Company	Great American Insurance Company	100.000NO.....	American Financial Group, Inc.	N/A0.000NO.....
Great American Insurance Company of New York	Great American Insurance Company	100.000NO.....	American Financial Group, Inc.	N/A0.000NO.....
Great American Protection Insurance Company	Great American Insurance Company	100.000NO.....	American Financial Group, Inc.	N/A0.000NO.....
Great American Risk Solutions Surplus Lines Insurance Company	Great American Insurance Company	100.000NO.....	American Financial Group, Inc.	N/A0.000NO.....
Great American Security Insurance Company	Great American Insurance Company	100.000NO.....	American Financial Group, Inc.	N/A0.000NO.....
Great American Spirit Insurance Company	Great American Insurance Company	100.000NO.....	American Financial Group, Inc.	N/A0.000NO.....
Mid-Continent Assurance Company	Mid-Continent Casualty Company	100.000NO.....	American Financial Group, Inc.	N/A0.000NO.....
Mid-Continent Casualty Company	Great American Holding, Inc.	100.000NO.....	American Financial Group, Inc.	N/A0.000NO.....
Mid-Continent Excess and Surplus Insurance Company	Mid-Continent Casualty Company	100.000NO.....	American Financial Group, Inc.	N/A0.000NO.....
National Interstate Insurance Company	National Interstate Corporation	100.000NO.....	American Financial Group, Inc.	N/A0.000NO.....
National Interstate Insurance Company of Hawaii, Inc.	National Interstate Insurance Company	100.000NO.....	American Financial Group, Inc.	N/A0.000NO.....
Oklahoma Surety Company	Mid-Continent Casualty Company	100.000NO.....	American Financial Group, Inc.	N/A0.000NO.....
Republic Indemnity Company of America	Great American Contemporary Insurance Company	100.000NO.....	American Financial Group, Inc.	N/A0.000NO.....
Republic Indemnity Company of California	Republic Indemnity Company of America	100.000NO.....	American Financial Group, Inc.	N/A0.000NO.....
Triumphe Casualty Company	National Interstate Insurance Company	100.000NO.....	American Financial Group, Inc.	N/A0.000NO.....
Vanliner Insurance Company	National Interstate Insurance Company	100.000NO.....	American Financial Group, Inc.	N/A0.000NO.....

ANNUAL STATEMENT FOR THE YEAR 2023 OF THE GREAT AMERICAN ALLIANCE INSURANCE COMPANY

SUPPLEMENTAL EXHIBITS AND SCHEDULES INTERROGATORIES

REQUIRED FILINGS







The following supplemental reports are required to be filed as part of your statement filing unless specifically waived by the domiciliary state. However, in the event that your domiciliary state waives the filing requirement, your response of **WAIVED** to the specific interrogatory will be accepted in lieu of filing a “NONE” report and a bar code will be printed below. If the supplement is required of your company but is not being filed for whatever reason enter **SEE EXPLANATION** and provide an explanation following the interrogatory questions.


















		Responses
MARCH FILING		
1.	Will an actuarial opinion be filed by March 1?	YES
2.	Will the Supplemental Compensation Exhibit be filed with the state of domicile by March 1?	YES
3.	Will the confidential Risk-based Capital Report be filed with the NAIC by March 1?.....	YES
4.	Will the confidential Risk-based Capital Report be filed with the state of domicile, if required by March 1?.....	YES
APRIL FILING		
5.	Will the Insurance Expense Exhibit be filed with the state of domicile and the NAIC by April 1?	YES
6.	Will Management’s Discussion and Analysis be filed by April 1?	YES
7.	Will the Supplemental Investment Risk Interrogatories be filed by April 1?	YES
MAY FILING		
8.	Will this company be included in a combined annual statement which is filed with the NAIC by May 1?	YES
JUNE FILING		
9.	Will an audited financial report be filed by June 1?	YES
10.	Will Accountant's Letter of Qualifications be filed with the state of domicile and electronically with the NAIC by June 1?	YES

SUPPLEMENTAL FILINGS

The following supplemental reports are required to be filed as part of your annual statement filing **if your company is engaged in the type of business covered by the supplement. However, in the event that your company does not transact the type of business for which the special report must be filed, your response of NO to the specific interrogatory will be accepted in lieu of filing a “NONE” report and a bar code will be printed below.** If the supplement is required of your company but is not being filed for whatever reason enter **SEE EXPLANATION** and provide an explanation following the interrogatory questions.

MARCH FILING		
11.	Will Schedule SIS (Stockholder Information Supplement) be filed with the state of domicile by March 1?	NO
12.	Will the Financial Guaranty Insurance Exhibit be filed by March 1?.....	NO
13.	Will the Medicare Supplement Insurance Experience Exhibit be filed with the state of domicile and the NAIC by March 1?.....	NO
14.	Will Supplement A to Schedule T (Medical Professional Liability Supplement) be filed by March 1?	YES
15.	Will the Trusteed Surplus Statement be filed with the state of domicile and the NAIC by March 1?	NO
16.	Will the Premiums Attributed to Protected Cells Exhibit be filed by March 1?	NO
17.	Will the Reinsurance Summary Supplemental Filing for General Interrogatory 9 be filed with the state of domicile and the NAIC by March 1? ...	NO
18.	Will the Medicare Part D Coverage Supplement be filed with the state of domicile and the NAIC by March 1?.....	NO
19.	Will the confidential Actuarial Opinion Summary be filed with the state of domicile, if required, by March 15 (or the date otherwise specified)?..	YES
20.	Will the Reinsurance Attestation Supplement be filed with the state of domicile and the NAIC by March 1?	NO
21.	Will the Exceptions to the Reinsurance Attestation Supplement be filed with the state of domicile by March 1?	NO
22.	Will the Bail Bond Supplement be filed with the state of domicile and the NAIC by March 1?	NO
23.	Will the Director and Officer Insurance Coverage Supplement be filed with the state of domicile and the NAIC by March 1?	NO
24.	Will an approval from the reporting entity’s state of domicile for relief related to the five-year rotation requirement for lead audit partner be filed electronically with the NAIC by March 1?	NO
25.	Will an approval from the reporting entity’s state of domicile for relief related to the one-year cooling off period for independent CPA be filed electronically with the NAIC by March 1?	NO
26.	Will an approval from the reporting entity’s state of domicile for relief related to the Requirements for Audit Committees be filed electronically with the NAIC by March 1?.....	NO
27.	Will the Supplemental Schedule for Reinsurance Counterparty Reporting Exception - Asbestos and Pollution Contracts be filed with the state of domicile and the NAIC by March 1?.....	NO
28.	Will the Exhibit of Other Liabilities by Lines of Business be filed with the state of domicile and the NAIC by March 1?.....	YES
29.	Will the Market Conduct Annual Statement (MCAS) Premium Exhibit for Year be filed with appropriate jurisdictions and with the NAIC by March 1?.....	NO
APRIL FILING		
30.	Will the Credit Insurance Experience Exhibit be filed with the state of domicile and the NAIC by April 1?	YES
31.	Will the Long-term Care Experience Reporting Forms be filed with the state of domicile and the NAIC by April 1?	NO
32.	Will the Accident and Health Policy Experience Exhibit be filed by April 1?	NO
33.	Will the Supplemental Health Care Exhibit (Parts 1 and 2) be filed with the state of domicile and the NAIC by April 1?	NO
34.	Will the Cybersecurity and Identity Theft Insurance Coverage Supplement be filed with the state of domicile and the NAIC by April 1?	YES
35.	Will the Life, Health & Annuity Guaranty Association Assessable Premium Exhibit - Parts 1 and 2 be filed with the state of domicile and the NAIC by April 1?	NO
36.	Will the Private Flood Insurance Supplement be filed with the state of domicile and the NAIC by April 1?	NO
37.	Will the Mortgage Guaranty Insurance Exhibit be filed with the state of domicile and the NAIC by April 1?	NO
AUGUST FILING		
38.	Will Management’s Report of Internal Control Over Financial Reporting be filed with the state of domicile by August 1?	NO
Explanations:		
11.		
12.		
13.		
15.		
16.		
17.		
18.		
20.		
21.		
22.		
23.		
24.		
25.		
26.		
27.		
29.		
31.		
32.		
33.		
35.		
36.		
37.		
38.		

Bar Codes:	
11.	SIS Stockholder Information Supplement [Document Identifier 420]
	
12.	Financial Guaranty Insurance Exhibit [Document Identifier 240]
	
13.	Medicare Supplement Insurance Experience Exhibit [Document Identifier 360]
	
15.	Trusteed Surplus Statement [Document Identifier 490]
	
16.	Premiums Attributed to Protected Cells Exhibit [Document Identifier 385]
	
17.	Reinsurance Summary Supplemental Filing [Document Identifier 401]
	

ANNUAL STATEMENT FOR THE YEAR 2023 OF THE GREAT AMERICAN ALLIANCE INSURANCE COMPANY	
SUPPLEMENTAL EXHIBITS AND SCHEDULES INTERROGATORIES	
18. Medicare Part D Coverage Supplement [Document Identifier 365]	
20. Reinsurance Attestation Supplement [Document Identifier 399]	
21. Exceptions to the Reinsurance Attestation Supplement [Document Identifier 400]	
22. Bail Bond Supplement [Document Identifier 500]	
23. Director and Officer Insurance Coverage Supplement [Document Identifier 505]	
24. Relief from the five-year rotation requirement for lead audit partner [Document Identifier 224]	
25. Relief from the one-year cooling off period for independent CPA [Document Identifier 225]	
26. Relief from the Requirements for Audit Committees [Document Identifier 226]	
27. Reinsurance Counterparty Reporting Exception – Asbestos and Pollution Contracts [Document Identifier 555]	
29. Market Conduct Annual Statement (MCAS) Premium Exhibit [Document Identifier 600]	
31. Long-Term Care Experience Reporting Forms [Document Identifier 306]	
32. Accident and Health Policy Experience Exhibit [Document Identifier 210]	
33. Supplemental Health Care Exhibit (Parts 1 and 2) [Document Identifier 216]	
35. Life, Health & Annuity Guaranty Association Assessable Premium Exhibit - Parts 1 and 2 [Document Identifier 290]	
36. Private Flood Insurance Supplement [Document Identifier 560]	
37. Will the Mortgage Guaranty Insurance Exhibit [Document Identifier 565]	
38. Management’s Report of Internal Control Over Financial Reporting [Document Identifier 223]	

NONE



SUPPLEMENT FOR THE YEAR 2023 OF THE GREAT AMERICAN ALLIANCE INSURANCE COMPANY

Designate the type of health care
providers reported on this page:
Other health care facilities

SUPPLEMENT "A" TO SCHEDULE T
EXHIBIT OF MEDICAL PROFESSIONAL LIABILITY PREMIUMS WRITTEN
ALLOCATED BY STATES AND TERRITORIES

States, etc.	1 Direct Premiums Written	2 Direct Premiums Earned	Direct Losses Paid		5 Direct Losses Incurred	Direct Losses Unpaid		8 Direct Losses Incurred But Not Reported
			3 Amount	4 Number of Claims		6 Amount Reported	7 Number of Claims	
1. Alabama	0	0	0	0	(2)	0	0	0
2. Alaska	0	0	0	0	0	0	0	0
3. Arizona	0	0	0	0	0	0	0	0
4. Arkansas	0	0	0	0	0	0	0	0
5. California	0	0	0	0	0	0	0	0
6. Colorado	0	0	0	0	0	0	0	0
7. Connecticut	0	0	0	0	0	0	0	0
8. Delaware	0	0	0	0	0	0	0	0
9. District of Columbia	0	0	0	0	0	0	0	0
10. Florida	0	0	0	0	0	0	0	0
11. Georgia	0	0	0	0	(1)	0	0	0
12. Hawaii	0	0	0	0	0	0	0	0
13. Idaho	0	0	0	0	0	0	0	0
14. Illinois	0	0	0	0	0	0	0	0
15. Indiana	0	0	0	0	0	0	0	0
16. Iowa	0	0	0	0	0	0	0	0
17. Kansas	0	0	0	0	0	0	0	0
18. Kentucky	0	0	0	0	0	0	0	0
19. Louisiana	0	0	0	0	0	0	0	0
20. Maine	0	0	0	0	0	0	0	0
21. Maryland	0	0	0	0	0	0	0	0
22. Massachusetts	0	0	0	0	0	0	0	0
23. Michigan	0	0	0	0	(2)	0	0	0
24. Minnesota	0	0	0	0	0	0	0	0
25. Mississippi	0	0	0	0	0	0	0	0
26. Missouri	0	0	0	0	0	0	0	0
27. Montana	0	0	0	0	0	0	0	0
28. Nebraska	0	0	0	0	(11)	0	0	0
29. Nevada	0	0	0	0	0	0	0	0
30. New Hampshire	0	0	0	0	0	0	0	0
31. New Jersey	0	0	0	0	(3)	0	0	0
32. New Mexico	0	0	0	0	0	0	0	0
33. New York	0	0	0	0	0	0	0	0
34. North Carolina	0	0	0	0	0	0	0	0
35. North Dakota	0	0	0	0	0	0	0	0
36. Ohio	0	0	0	0	0	0	0	0
37. Oklahoma	0	0	0	0	(3)	0	0	0
38. Oregon	0	0	0	0	0	0	0	0
39. Pennsylvania	0	0	0	0	(6)	0	0	0
40. Rhode Island	0	0	0	0	0	0	0	0
41. South Carolina	0	0	0	0	0	0	0	0
42. South Dakota	0	0	0	0	0	0	0	0
43. Tennessee	0	0	0	0	0	0	0	0
44. Texas	0	0	0	0	0	0	0	0
45. Utah	0	0	0	0	0	0	0	0
46. Vermont	0	0	0	0	0	0	0	0
47. Virginia	0	0	0	0	0	0	0	0
48. Washington	0	0	0	0	0	0	0	0
49. West Virginia	0	0	0	0	0	0	0	0
50. Wisconsin	0	0	0	0	0	0	0	0
51. Wyoming	0	0	0	0	0	0	0	0
52. American Samoa	0	0	0	0	0	0	0	0
53. Guam	0	0	0	0	0	0	0	0
54. Puerto Rico	0	0	0	0	0	0	0	0
55. U.S. Virgin Islands	0	0	0	0	0	0	0	0
56. Northern Mariana Islands	0	0	0	0	0	0	0	0
57. Canada	0	0	0	0	0	0	0	0
58. Aggregate other alien	0	0	0	0	0	0	0	0
59. Total	0	0	0	0	(29)	0	0	0
DETAILS OF WRITE-INS								
58001.								
58002.								
58003.								
58998. Summary of remaining write-ins for Line 58 from overflow page	0	0	0	0	0	0	0	0
58999. Totals (Lines 58001 thru 58003 plus 58998)(Line 58 above)	0	0	0	0	0	0	0	0



SUPPLEMENT FOR THE YEAR 2023 OF THE GREAT AMERICAN ALLIANCE INSURANCE COMPANY

EXHIBIT OF OTHER LIABILITIES BY LINES OF BUSINESS

AS REPORTED ON LINE 17 OF THE EXHIBIT OF PREMIUMS AND LOSSES

(To Be Filed by March 1)

NAIC Group Code 0084

NAIC Company Code 26832

	Direct Business Only			
	Prior Year	Current Year		
	1	2	3	4
	Written Premium	Written Premium	Losses Paid (deducting salvage)	Losses Unpaid (Case Base)
1. Completed operations	24,006	35,788	0	0
2. Errors & omissions (E&O)	1,759,204	699,939	2,106,865	6,798,533
3. Directors & officers (D&O)	0	0	0	0
4. Environmental liability	2,301	2,589	278,499	1,379,199
5. Excess workers' compensation	0	0	0	0
6. Commercial excess & umbrella	45,684,043	52,593,821	78,043,031	108,215,834
7. Personal umbrella	0	0	0	0
8. Employment liability	55,612	634,456	480,642	15,000
9. Aggregate write-ins for facilities & premises (CGL)	5,022,321	3,909,142	6,550,029	11,651,303
10. Internet & cyber liability	1,600	2,085	0	0
11. Aggregate write-ins for other	49,633	(209,430)	0	0
12. Total ASL 17 - other liability (sum of Lines 1 through 11)	52,598,720	57,668,390	87,459,066	128,059,869
DETAILS OF WRITE-INS				
0901. Aggregate of facilities & premises (CGL) lines of business less than 10% of category	5,022,321	3,909,142	6,550,029	11,651,303
0902.				
0903.				
0998. Summary of remaining write-ins for Line 9 from overflow page	0	0	0	0
0999. Totals (Lines 0901 thru 0903 plus 0998)(Line 9 above)	5,022,321	3,909,142	6,550,029	11,651,303
1101. Aggregate of other lines of business less than 10% of category	49,633	(209,430)	0	0
1102.				
1103.				
1198. Summary of remaining write-ins for Line 11 from overflow page	0	0	0	0
1199. Totals (Lines 1101 thru 1103 plus 1198)(Line 11 above)	49,633	(209,430)	0	0