



PROPERTY AND CASUALTY COMPANIES - ASSOCIATION EDITION

ANNUAL STATEMENT  
FOR THE YEAR ENDED DECEMBER 31, 2023  
OF THE CONDITION AND AFFAIRS OF THE  
STATE AUTOMOBILE MUTUAL INSURANCE COMPANY

NAIC Group Code	0111 (Current)	0175 (Prior)	NAIC Company Code	25135	Employer's ID Number	31-4316080
Organized under the Laws of	Ohio				State of Domicile or Port of Entry	OH
Country of Domicile	United States of America					
Incorporated/Organized	08/15/1921		Commenced Business	09/01/1921		
Statutory Home Office	518 East Broad Street (Street and Number)		Columbus, OH, US 43215 (City or Town, State, Country and Zip Code)			
Main Administrative Office	518 East Broad Street (Street and Number)		833-724-3577 (Area Code) (Telephone Number)			
	Columbus, OH, US 43215 (City or Town, State, Country and Zip Code)					
Mail Address	518 East Broad Street (Street and Number or P.O. Box)		Columbus, OH, US 43215 (City or Town, State, Country and Zip Code)			
Primary Location of Books and Records	518 East Broad Street (Street and Number)		614-464-5000 (Area Code) (Telephone Number)			
	Columbus, OH, US 43215 (City or Town, State, Country and Zip Code)					
Internet Website Address	www.stateauto.com					
Statutory Statement Contact	Rick McClenathan (Name)		614-917-4571 (Area Code) (Telephone Number)			
	corporateaccounting@stateauto.com (E-mail Address)		317-715-4519 (FAX Number)			

OFFICERS

President and Chief Executive Officer	Hamid Talal Mirza	Executive Vice President and Treasurer	Nikos Vasilakos
Executive Vice President, Chief Legal Officer and Secretary	Damon Paul Hart		

OTHER

Christopher Locke Peirce, Executive Vice President	Matthew Edwin Johnson #, Chief Financial Officer	Paul Sanghera, EVP and Comptroller
Vlad Yakov Barbalat, EVP and Chief Investment Officer		

DIRECTORS OR TRUSTEES

James Matthew Czapl	Matthew Paul Dolan	Alison Brooke Erbig
Michael Joseph Fallon	Damon Paul Hart	Matthew Edwin Johnson #
Hamid Talal Mirza	Elizabeth Julia Morahan	Paul Sanghera

State of Massachusetts  
County of Suffolk SS

The officers of this reporting entity being duly sworn, each depose and say that they are the described officers of said reporting entity, and that on the reporting period stated above, all of the herein described assets were the absolute property of the said reporting entity, free and clear from any liens or claims thereon, except as herein stated, and that this statement, together with related exhibits, schedules and explanations therein contained, annexed or referred to, is a full and true statement of all the assets and liabilities and of the condition and affairs of the said reporting entity as of the reporting period stated above, and of its income and deductions therefrom for the period ended, and have been completed in accordance with the NAIC Annual Statement Instructions and Accounting Practices and Procedures manual except to the extent that: (1) state law may differ; or, (2) that state rules or regulations require differences in reporting not related to accounting practices and procedures, according to the best of their information, knowledge and belief, respectively. Furthermore, the scope of this attestation by the described officers also includes the related corresponding electronic filing with the NAIC, when required, that is an exact copy (except for formatting differences due to electronic filing) of the enclosed statement. The electronic filing may be requested by various regulators in lieu of or in addition to the enclosed statement.

Hamid Talal Mirza President and Chief Executive Officer	Damon Paul Hart Executive Vice President, Chief Legal Officer and Secretary	Nikos Vasilakos Executive Vice President and Treasurer

Subscribed and sworn to before me this 23rd day of February 2024

- a. Is this an original filing? ..... Yes [ X ] No [ ]
- b. If no,
1. State the amendment number.....
2. Date filed .....
3. Number of pages attached.....





ANNUAL STATEMENT FOR THE YEAR 2023 OF THE STATE AUTOMOBILE MUTUAL INSURANCE COMPANY

EXHIBIT OF PREMIUMS AND LOSSES (Statutory Page 14)

NAIC Group Code 0111 BUSINESS IN THE STATE OF Alabama DURING THE YEAR 2023 NAIC Company Code 25135

Line of Business		Gross Premiums, Including Policy and Membership Fees, Less Return Premiums and Premiums on Policies not Taken		3	4	5	6	7	8	9	10	11	12
		1	2										
		Direct Premiums Written	Direct Premiums Earned	Dividends Paid or Credited to Policyholders on Direct Business	Direct Unearned Premium Reserves	Direct Losses Paid (deducting salvage)	Direct Losses Incurred	Direct Losses Unpaid	Direct Defense and Cost Containment Expense Paid	Direct Defense and Cost Containment Expense Incurred	Direct Defense and Cost Containment Expense Unpaid	Commissions and Brokerage Expenses	Taxes, Licenses and Fees
1.	Fire .....	1,825,308	1,717,328	0	825,884	66,660	212,108	227,162	0	21,017	47,121	287,827	81,910
2.1	Allied Lines .....	2,126,919	1,979,373	0	883,383	855,628	(979,458)	155,515	30,592	29,736	16,442	340,656	98,311
2.2	Multiple Peril Crop .....	0	0	0	0	0	0	0	0	0	0	0	0
2.3	Federal Flood .....	0	0	0	0	0	0	0	0	0	0	0	0
2.4	Private Crop .....	0	0	0	0	0	0	0	0	0	0	0	0
2.5	Private Flood .....	0	0	0	0	0	0	0	0	0	0	0	0
3.	Farmowners Multiple Peril .....	8,413,896	7,945,915	0	4,644,474	5,076,074	5,651,382	2,132,852	109,816	98,637	47,274	1,275,635	389,065
4.	Homeowners Multiple Peril .....	0	0	0	0	0	0	0	0	0	0	0	0
5.1	Commercial Multiple Peril (Non-Liability Portion) .....	3,475,635	3,075,408	0	1,758,155	2,435,820	92,257	916,279	40,918	33,309	69,149	549,382	163,802
5.2	Commercial Multiple Peril (Liability Portion) .....	1,173,107	1,074,468	0	583,311	101,825	630,392	1,172,494	11,082	98,139	328,135	184,511	55,376
6.	Mortgage Guaranty .....	0	0	0	0	0	0	0	0	0	0	0	0
8.	Ocean Marine .....	0	0	0	0	0	0	0	0	0	0	0	0
9.	Inland Marine .....	563,505	628,478	0	248,470	330,361	337,442	13,645	1,360	2,194	2,274	88,965	32,489
10.	Financial Guaranty .....	0	0	0	0	0	0	0	0	0	0	0	0
11.1	Medical Professional Liability - Occurrence .....	0	0	0	0	0	0	0	0	0	0	0	0
11.2	Medical Professional Liability - Claims-Made .....	0	0	0	0	0	0	0	0	0	0	0	0
12.	Earthquake .....	7,742	7,869	0	4,070	0	0	127	0	0	23	1,203	362
13.1	Comprehensive (hospital and medical) ind (b) .....	0	0	0	0	0	0	0	0	0	0	0	0
13.2	Comprehensive (hospital and medical) group (b) .....	0	0	0	0	0	0	0	0	0	0	0	0
14.	Credit A&H (Group and Individual) .....	0	0	0	0	0	0	0	0	0	0	0	0
15.1	Vision Only (b).....	0	0	0	0	0	0	0	0	0	0	0	0
15.2	Dental Only (b) .....	0	0	0	0	0	0	0	0	0	0	0	0
15.3	Disability Income (b) .....	0	0	0	0	0	0	0	0	0	0	0	0
15.4	Medicare Supplement (b) .....	0	0	0	0	0	0	0	0	0	0	0	0
15.5	Medicaid Title XIX (b) .....	0	0	0	0	0	0	0	0	0	0	0	0
15.6	Medicare Title XVIII (b).....	0	0	0	0	0	0	0	0	0	0	0	0
15.7	Long-Term Care (b) .....	0	0	0	0	0	0	0	0	0	0	0	0
15.8	Federal Employees Health Benefits Plan (b) .....	0	0	0	0	0	0	0	0	0	0	0	0
15.9	Other Health (b) .....	0	0	0	0	0	0	0	0	0	0	0	0
16.	Workers' Compensation .....	32,904	39,984	0	7,235	144,748	20,031	1,232,381	18,076	(106,398)	40,917	4,130	2,799
17.1	Other Liability - Occurrence .....	5,275,781	5,183,082	0	2,287,414	246,416	4,274,511	6,565,480	61,887	371,774	823,937	802,304	269,694
17.2	Other Liability - Claims-Made .....	129,785	128,541	0	52,333	0	71,722	113,432	0	8,836	17,558	20,272	6,829
17.3	Excess Workers' Compensation .....	0	0	0	0	0	0	0	0	0	0	0	0
18.1	Products Liability - Occurrence .....	48,512	46,742	0	12,928	0	11,840	68,262	0	1,296	22,594	8,385	2,829
18.2	Products Liability - Claims-Made .....	0	0	0	0	0	0	0	0	0	0	0	0
19.1	Private Passenger Auto No-Fault (Personal Injury Protection) .....	0	0	0	0	0	0	0	0	0	0	0	0
19.2	Other Private Passenger Auto Liability .....	565,126	585,738	0	226,310	504,935	765,455	658,098	24,415	29,524	100,317	99,965	22,161
19.3	Commercial Auto No-Fault (Personal Injury Protection) .....	0	1,118	0	666	923	2,459	4,139	0	214	373	91	30
19.4	Other Commercial Auto Liability .....	7,003,782	6,774,757	0	3,376,781	1,988,665	6,403,800	8,404,006	37,558	430,136	793,583	874,503	348,785
21.1	Private Passenger Auto Physical Damage .....	426,744	439,445	0	165,400	231,021	229,532	19,068	856	1,699	2,241	76,252	16,395
21.2	Commercial Auto Physical Damage .....	2,850,695	2,718,858	0	1,402,499	1,593,827	1,541,989	54,813	5,048	12,636	20,246	360,495	141,278
22.	Aircraft (all perils) .....	0	0	0	0	0	0	0	0	0	0	0	0
23.	Fidelity .....	6,408	6,924	0	2,443	0	25,297	25,579	0	222	424	1,037	359
24.	Surety .....	0	54	0	0	0	0	(144)	0	(394)	728	0	0
26.	Burglary and Theft .....	16,477	16,354	0	7,595	2,072	12,124	10,744	0	407	905	2,604	835
27.	Boiler and Machinery .....	91,851	91,180	0	36,486	0	148,308	152,618	0	4,691	6,299	14,799	4,744
28.	Credit .....	0	0	0	0	0	0	0	0	0	0	0	0
29.	International .....	0	0	0	0	0	0	0	0	0	0	0	0
30.	Warranty .....	0	0	0	0	0	0	0	0	0	0	0	0
31.	Reins nonproportional assumed property .....	XXX	XXX	XXX	XXX	XXX	XXX	XXX	XXX	XXX	XXX	XXX	XXX
32.	Reins nonproportional assumed liability .....	XXX	XXX	XXX	XXX	XXX	XXX	XXX	XXX	XXX	XXX	XXX	XXX
33.	Reins nonproportional assumed financial lines .....	XXX	XXX	XXX	XXX	XXX	XXX	XXX	XXX	XXX	XXX	XXX	XXX
34.	Aggregate Write-Ins for Other Lines of Business .....	0	0	0	0	0	0	0	0	0	0	0	0
35.	Total (a) .....	34,035,099	32,461,616	0	16,523,837	13,578,052	19,451,193	21,926,550	341,609	1,037,674	2,340,541	4,993,017	1,638,052
DETAILS OF WRITE-INS													
3401.	.....												
3402.	.....												
3403.	.....												
3498.	Summary of remaining write-ins for Line 34 from overflow page .....	0	0	0	0	0	0	0	0	0	0	0	0
3499.	Totals (Lines 3401 thru 3403 plus 3498)(Line 34 above) .....	0	0	0	0	0	0	0	0	0	0	0	0

(a) Finance and service charges not included in Lines 1 to 35 \$ 63,114  
(b) For health business on indicated lines report: Number of persons insured under PPO managed care products 0 and number of persons insured under indemnity only products 0



ANNUAL STATEMENT FOR THE YEAR 2023 OF THE STATE AUTOMOBILE MUTUAL INSURANCE COMPANY

EXHIBIT OF PREMIUMS AND LOSSES (Statutory Page 14)

NAIC Group Code 0111 BUSINESS IN THE STATE OF Alaska DURING THE YEAR 2023 NAIC Company Code 25135

Line of Business		Gross Premiums, Including Policy and Membership Fees, Less Return Premiums and Premiums on Policies not Taken		3	4	5	6	7	8	9	10	11	12
		1	2										
		Direct Premiums Written	Direct Premiums Earned	Dividends Paid or Credited to Policyholders on Direct Business	Direct Unearned Premium Reserves	Direct Losses Paid (deducting salvage)	Direct Losses Incurred	Direct Losses Unpaid	Direct Defense and Cost Containment Expense Paid	Direct Defense and Cost Containment Expense Incurred	Direct Defense and Cost Containment Expense Unpaid	Commissions and Brokerage Expenses	Taxes, Licenses and Fees
1.	Fire .....	0	0	0	0	0	0	0	0	0	0	0	0
2.1	Allied Lines .....	0	0	0	0	0	0	0	0	0	0	0	0
2.2	Multiple Peril Crop .....	0	0	0	0	0	0	0	0	0	0	0	0
2.3	Federal Flood .....	0	0	0	0	0	0	0	0	0	0	0	0
2.4	Private Crop .....	0	0	0	0	0	0	0	0	0	0	0	0
2.5	Private Flood .....	0	0	0	0	0	0	0	0	0	0	0	0
3.	Farmowners Multiple Peril .....	0	0	0	0	0	0	0	0	0	0	0	0
4.	Homeowners Multiple Peril .....	0	0	0	0	0	0	0	0	0	0	0	0
5.1	Commercial Multiple Peril (Non-Liability Portion) .....	0	0	0	0	0	0	0	0	0	0	0	0
5.2	Commercial Multiple Peril (Liability Portion) .....	0	0	0	0	0	0	0	0	0	0	0	0
6.	Mortgage Guaranty .....	0	0	0	0	0	0	0	0	0	0	0	0
8.	Ocean Marine .....	0	0	0	0	0	0	0	0	0	0	0	0
9.	Inland Marine .....	0	0	0	0	0	0	0	0	0	0	0	0
10.	Financial Guaranty .....	0	0	0	0	0	0	0	0	0	0	0	0
11.1	Medical Professional Liability - Occurrence .....	0	0	0	0	0	0	0	0	0	0	0	0
11.2	Medical Professional Liability - Claims-Made .....	0	0	0	0	0	0	0	0	0	0	0	0
12.	Earthquake .....	0	0	0	0	0	0	0	0	0	0	0	0
13.1	Comprehensive (hospital and medical) ind (b) .....	0	0	0	0	0	0	0	0	0	0	0	0
13.2	Comprehensive (hospital and medical) group (b) .....	0	0	0	0	0	0	0	0	0	0	0	0
14.	Credit A&H (Group and Individual) .....	0	0	0	0	0	0	0	0	0	0	0	0
15.1	Vision Only (b).....	0	0	0	0	0	0	0	0	0	0	0	0
15.2	Dental Only (b) .....	0	0	0	0	0	0	0	0	0	0	0	0
15.3	Disability Income (b) .....	0	0	0	0	0	0	0	0	0	0	0	0
15.4	Medicare Supplement (b) .....	0	0	0	0	0	0	0	0	0	0	0	0
15.5	Medicaid Title XIX (b) .....	0	0	0	0	0	0	0	0	0	0	0	0
15.6	Medicare Title XVIII (b).....	0	0	0	0	0	0	0	0	0	0	0	0
15.7	Long-Term Care (b) .....	0	0	0	0	0	0	0	0	0	0	0	0
15.8	Federal Employees Health Benefits Plan (b) .....	0	0	0	0	0	0	0	0	0	0	0	0
15.9	Other Health (b) .....	0	0	0	0	0	0	0	0	0	0	0	0
16.	Workers' Compensation .....	0	0	0	0	0	0	0	0	0	0	0	0
17.1	Other Liability - Occurrence .....	0	0	0	0	0	0	0	0	0	0	0	0
17.2	Other Liability - Claims-Made .....	0	0	0	0	0	0	0	0	0	0	0	0
17.3	Excess Workers' Compensation .....	0	0	0	0	0	0	0	0	0	0	0	0
18.1	Products Liability - Occurrence .....	0	0	0	0	0	0	0	0	0	0	0	0
18.2	Products Liability - Claims-Made .....	0	0	0	0	0	0	0	0	0	0	0	0
19.1	Private Passenger Auto No-Fault (Personal Injury Protection) .....	0	0	0	0	0	0	0	0	0	0	0	0
19.2	Other Private Passenger Auto Liability .....	0	0	0	0	0	0	0	0	0	0	0	2,165
19.3	Commercial Auto No-Fault (Personal Injury Protection) .....	0	0	0	0	0	0	0	0	0	0	0	0
19.4	Other Commercial Auto Liability .....	0	0	0	0	0	0	0	0	0	0	0	0
21.1	Private Passenger Auto Physical Damage .....	0	0	0	0	0	0	0	0	0	0	0	0
21.2	Commercial Auto Physical Damage .....	0	0	0	0	0	0	0	0	0	0	0	0
22.	Aircraft (all perils) .....	0	0	0	0	0	0	0	0	0	0	0	0
23.	Fidelity .....	0	0	0	0	0	0	0	0	0	0	0	0
24.	Surety .....	0	0	0	0	0	0	0	0	0	0	0	0
26.	Burglary and Theft .....	0	0	0	0	0	0	0	0	0	0	0	0
27.	Boiler and Machinery .....	0	0	0	0	0	0	0	0	0	0	0	0
28.	Credit .....	0	0	0	0	0	0	0	0	0	0	0	0
29.	International .....	0	0	0	0	0	0	0	0	0	0	0	0
30.	Warranty .....	0	0	0	0	0	0	0	0	0	0	0	0
31.	Reins nonproportional assumed property .....	XXX	XXX	XXX	XXX	XXX	XXX	XXX	XXX	XXX	XXX	XXX	XXX
32.	Reins nonproportional assumed liability .....	XXX	XXX	XXX	XXX	XXX	XXX	XXX	XXX	XXX	XXX	XXX	XXX
33.	Reins nonproportional assumed financial lines .....	XXX	XXX	XXX	XXX	XXX	XXX	XXX	XXX	XXX	XXX	XXX	XXX
34.	Aggregate Write-Ins for Other Lines of Business .....	0	0	0	0	0	0	0	0	0	0	0	0
35.	Total (a) .....	0	0	0	0	0	0	0	0	0	0	0	2,165
DETAILS OF WRITE-INS													
3401.	.....												
3402.	.....												
3403.	.....												
3498.	Summary of remaining write-ins for Line 34 from overflow page .....	0	0	0	0	0	0	0	0	0	0	0	0
3499.	Totals (Lines 3401 thru 3403 plus 3498)(Line 34 above) .....	0	0	0	0	0	0	0	0	0	0	0	0

(a) Finance and service charges not included in Lines 1 to 35 \$ .....0  
(b) For health business on indicated lines report: Number of persons insured under PPO managed care products .....0 and number of persons insured under indemnity only products .....0 .



ANNUAL STATEMENT FOR THE YEAR 2023 OF THE STATE AUTOMOBILE MUTUAL INSURANCE COMPANY

EXHIBIT OF PREMIUMS AND LOSSES (Statutory Page 14)

NAIC Group Code 0111		BUSINESS IN THE STATE OF Arizona		DURING THE YEAR 2023								NAIC Company Code 25135	
Line of Business		Gross Premiums, Including Policy and Membership Fees, Less Return Premiums and Premiums on Policies not Taken		3	4	5	6	7	8	9	10	11	12
		1	2										
		Direct Premiums Written	Direct Premiums Earned	Dividends Paid or Credited to Policyholders on Direct Business	Direct Unearned Premium Reserves	Direct Losses Paid (deducting salvage)	Direct Losses Incurred	Direct Losses Unpaid	Direct Defense and Cost Containment Expense Paid	Direct Defense and Cost Containment Expense Incurred	Direct Defense and Cost Containment Expense Unpaid	Commissions and Brokerage Expenses	Taxes, Licenses and Fees
1.	Fire .....	600,372	594,171	0	393,303	(701,921)	44,250	(921,803)	(187,650)	(74,235)	130,197	90,643	25,519
2.1	Allied Lines .....	610,221	528,488	0	344,026	3,186,890	233,825	(2,923,657)	206,686	95,167	(111,158)	94,164	12,421
2.2	Multiple Peril Crop .....	0	0	0	0	0	0	0	0	0	0	0	0
2.3	Federal Flood .....	0	0	0	0	0	0	0	0	0	0	0	0
2.4	Private Crop .....	0	0	0	0	0	0	0	0	0	0	0	0
2.5	Private Flood .....	0	0	0	0	0	0	0	0	0	0	0	0
3.	Farmowners Multiple Peril .....	407,424	293,984	0	225,801	29,372	100,690	82,461	2,810	4,149	2,448	65,224	9,547
4.	Homeowners Multiple Peril .....	0	0	0	0	0	0	0	0	0	0	0	0
5.1	Commercial Multiple Peril (Non-Liability Portion) .....	1,494,364	1,482,799	0	744,077	595,008	1,735,791	1,435,545	15,594	13,762	39,597	237,742	36,965
5.2	Commercial Multiple Peril (Liability Portion) .....	1,094,640	1,077,959	0	528,192	20,804	647,884	1,193,219	55,761	99,139	305,029	172,839	26,686
6.	Mortgage Guaranty .....	0	0	0	0	0	0	0	0	0	0	0	0
8.	Ocean Marine .....	0	0	0	0	0	0	0	0	0	0	0	0
9.	Inland Marine .....	243,198	224,931	0	114,318	137,554	143,972	9,924	0	319	940	37,450	4,607
10.	Financial Guaranty .....	0	0	0	0	0	0	0	0	0	0	0	0
11.1	Medical Professional Liability - Occurrence .....	0	0	0	0	0	0	0	0	0	0	0	0
11.2	Medical Professional Liability - Claims-Made .....	0	0	0	0	0	0	0	0	0	0	0	0
12.	Earthquake .....	(61)	172	0	68	0	0	34	0	0	6	(9)	9
13.1	Comprehensive (hospital and medical) ind (b) .....	0	0	0	0	0	0	0	0	0	0	0	0
13.2	Comprehensive (hospital and medical) group (b) .....	0	0	0	0	0	0	0	0	0	0	0	0
14.	Credit A&H (Group and Individual) .....	0	0	0	0	0	0	0	0	0	0	0	0
15.1	Vision Only (b).....	0	0	0	0	0	0	0	0	0	0	0	0
15.2	Dental Only (b) .....	0	0	0	0	0	0	0	0	0	0	0	0
15.3	Disability Income (b) .....	0	0	0	0	0	0	0	0	0	0	0	0
15.4	Medicare Supplement (b) .....	0	0	0	0	0	0	0	0	0	0	0	0
15.5	Medicaid Title XIX (b) .....	0	0	0	0	0	0	0	0	0	0	0	0
15.6	Medicare Title XVIII (b).....	0	0	0	0	0	0	0	0	0	0	0	0
15.7	Long-Term Care (b) .....	0	0	0	0	0	0	0	0	0	0	0	0
15.8	Federal Employees Health Benefits Plan (b) .....	0	0	0	0	0	0	0	0	0	0	0	0
15.9	Other Health (b) .....	0	0	0	0	0	0	0	0	0	0	0	0
16.	Workers' Compensation .....	1,073,279	1,147,261	0	307,648	751,684	556,248	733,668	119,638	64,826	35,236	135,335	24,562
17.1	Other Liability - Occurrence .....	2,813,107	2,583,276	0	1,431,877	769,029	2,163,115	3,062,828	161,537	171,750	356,980	432,990	49,985
17.2	Other Liability - Claims-Made .....	67,876	66,194	0	33,450	0	36,837	67,839	0	4,538	11,021	10,576	1,345
17.3	Excess Workers' Compensation .....	0	0	0	0	0	0	0	0	0	0	0	0
18.1	Products Liability - Occurrence .....	14,990	15,066	0	11,405	0	3,816	41,293	135,793	(1,987)	(114,833)	2,019	156
18.2	Products Liability - Claims-Made .....	0	0	0	0	0	0	0	0	0	0	0	0
19.1	Private Passenger Auto No-Fault (Personal Injury Protection) .....	0	0	0	0	0	0	0	0	0	0	0	0
19.2	Other Private Passenger Auto Liability .....	0	0	0	0	0	0	1	0	(165)	1	0	0
19.3	Commercial Auto No-Fault (Personal Injury Protection) .....	682	996	0	215	0	1,665	2,534	0	180	244	86	21
19.4	Other Commercial Auto Liability .....	15,069,296	15,171,035	0	7,248,115	8,046,472	15,094,071	20,696,394	354,132	970,973	2,125,042	1,741,839	297,923
21.1	Private Passenger Auto Physical Damage .....	0	0	0	0	0	0	0	0	0	0	0	0
21.2	Commercial Auto Physical Damage .....	4,819,975	4,881,465	0	2,315,589	2,818,177	2,908,776	164,624	29,411	27,174	23,209	551,112	95,533
22.	Aircraft (all perils) .....	0	0	0	0	0	0	0	0	0	0	0	0
23.	Fidelity .....	1,568	1,450	0	692	5,213	65	(5,137)	0	53	115	227	25
24.	Surety .....	0	0	0	0	0	0	(17)	0	(9)	17	0	0
26.	Burglary and Theft .....	10,387	9,886	0	5,285	2,024	429	16,545	0	161	507	1,602	199
27.	Boiler and Machinery .....	49,024	47,738	0	24,697	0	1,920	4,404	0	1,183	2,042	7,613	991
28.	Credit .....	0	0	0	0	0	0	0	0	0	0	0	0
29.	International .....	0	0	0	0	0	0	0	0	0	0	0	0
30.	Warranty .....	0	0	0	0	0	0	0	0	0	0	0	0
31.	Reins nonproportional assumed property .....	XXX	XXX	XXX	XXX	XXX	XXX	XXX	XXX	XXX	XXX	XXX	XXX
32.	Reins nonproportional assumed liability .....	XXX	XXX	XXX	XXX	XXX	XXX	XXX	XXX	XXX	XXX	XXX	XXX
33.	Reins nonproportional assumed financial lines .....	XXX	XXX	XXX	XXX	XXX	XXX	XXX	XXX	XXX	XXX	XXX	XXX
34.	Aggregate Write-Ins for Other Lines of Business .....	0	0	0	0	0	0	0	0	0	0	0	0
35.	Total (a) .....	28,370,342	28,126,871	0	13,728,758	15,660,308	23,673,354	23,660,701	893,712	1,376,978	2,806,640	3,581,450	586,492
DETAILS OF WRITE-INS													
3401.	.....												
3402.	.....												
3403.	.....												
3498.	Summary of remaining write-ins for Line 34 from overflow page .....	0	0	0	0	0	0	0	0	0	0	0	0
3499.	Totals (Lines 3401 thru 3403 plus 3498)(Line 34 above) .....	0	0	0	0	0	0	0	0	0	0	0	0

(a) Finance and service charges not included in Lines 1 to 35 \$ 16,017  
(b) For health business on indicated lines report: Number of persons insured under PPO managed care products 0 and number of persons insured under indemnity only products 0



ANNUAL STATEMENT FOR THE YEAR 2023 OF THE STATE AUTOMOBILE MUTUAL INSURANCE COMPANY

EXHIBIT OF PREMIUMS AND LOSSES (Statutory Page 14)

NAIC Group Code 0111		BUSINESS IN THE STATE OF Arkansas				DURING THE YEAR 2023				NAIC Company Code 25135			
Line of Business		Gross Premiums, Including Policy and Membership Fees, Less Return Premiums and Premiums on Policies not Taken		3  Dividends Paid or Credited to Policyholders on Direct Business	4  Direct Unearned Premium Reserves	5  Direct Losses Paid (deducting salvage)	6  Direct Losses Incurred	7  Direct Losses Unpaid	8  Direct Defense and Cost Containment Expense Paid	9  Direct Defense and Cost Containment Expense Incurred	10  Direct Defense and Cost Containment Expense Unpaid	11  Commissions and Brokerage Expenses	12  Taxes, Licenses and Fees
		1  Direct Premiums Written	2  Direct Premiums Earned										
1.	Fire .....	2,075,654	1,647,824	0	1,166,613	1,454,989	1,659,737	333,791	27,838	50,091	47,480	317,922	55,925
2.1	Allied Lines .....	2,129,083	1,768,370	0	1,157,446	5,474,455	16,378,169	11,534,558	87,983	102,417	29,884	330,553	59,726
2.2	Multiple Peril Crop .....	0	0	0	0	0	0	0	0	0	0	0	0
2.3	Federal Flood .....	0	0	0	0	0	0	0	0	0	0	0	0
2.4.	Private Crop .....	0	0	0	0	0	0	0	0	0	0	0	0
2.5	Private Flood .....	0	0	0	0	0	0	0	0	0	0	0	0
3.	Farmowners Multiple Peril .....	6,701,309	5,964,706	0	3,447,085	8,506,903	8,931,440	2,491,898	95,963	88,910	73,760	1,030,182	195,951
4.	Homeowners Multiple Peril .....	241,749	233,319	0	115,728	72,914	103,724	77,591	0	1,025	3,639	51,859	7,743
5.1	Commercial Multiple Peril (Non-Liability Portion) .....	5,821,919	5,008,261	0	3,079,365	6,184,549	5,425,528	866,131	88,001	83,672	115,623	944,122	173,976
5.2	Commercial Multiple Peril (Liability Portion) .....	1,719,532	1,579,885	0	865,522	86,276	928,317	1,837,339	50,967	137,818	470,485	282,162	54,624
6.	Mortgage Guaranty .....	0	0	0	0	0	0	0	0	0	0	0	0
8.	Ocean Marine .....	0	0	0	0	0	0	0	0	0	0	0	0
9.	Inland Marine .....	415,625	367,085	0	208,363	50,210	43,526	17,879	0	(174)	732	64,136	11,895
10.	Financial Guaranty .....	0	0	0	0	0	0	0	0	0	0	0	0
11.1	Medical Professional Liability - Occurrence .....	0	0	0	0	0	0	0	0	0	0	0	0
11.2	Medical Professional Liability - Claims-Made .....	0	0	0	0	0	0	0	0	0	0	0	0
12.	Earthquake .....	109,431	78,874	0	57,842	0	0	958	0	0	173	17,380	2,842
13.1	Comprehensive (hospital and medical) ind (b) .....	0	0	0	0	0	0	0	0	0	0	0	0
13.2	Comprehensive (hospital and medical) group (b) .....	0	0	0	0	0	0	0	0	0	0	0	0
14.	Credit A&H (Group and Individual) .....	0	0	0	0	0	0	0	0	0	0	0	0
15.1	Vision Only (b).....	0	0	0	0	0	0	0	0	0	0	0	0
15.2	Dental Only (b) .....	0	0	0	0	0	0	0	0	0	0	0	0
15.3	Disability Income (b) .....	0	0	0	0	0	0	0	0	0	0	0	0
15.4	Medicare Supplement (b) .....	0	0	0	0	0	0	0	0	0	0	0	0
15.5	Medicaid Title XIX (b) .....	0	0	0	0	0	0	0	0	0	0	0	0
15.6	Medicare Title XVIII (b).....	0	0	0	0	0	0	0	0	0	0	0	0
15.7	Long-Term Care (b) .....	0	0	0	0	0	0	0	0	0	0	0	0
15.8	Federal Employees Health Benefits Plan (b) .....	0	0	0	0	0	0	0	0	0	0	0	0
15.9	Other Health (b) .....	0	0	0	0	0	0	0	0	0	0	0	0
16.	Workers' Compensation .....	413,759	367,921	0	172,922	27,037	178,926	1,121,254	4,435	18,688	155,767	50,386	19,975
17.1	Other Liability - Occurrence .....	3,706,126	2,978,772	0	1,852,937	1,130,485	2,777,373	3,176,858	18,746	198,039	559,407	567,327	105,313
17.2	Other Liability - Claims-Made .....	112,407	91,082	0	60,862	0	50,692	114,535	0	6,245	12,274	16,917	3,115
17.3	Excess Workers' Compensation .....	0	0	0	0	0	0	0	0	0	0	0	0
18.1	Products Liability - Occurrence .....	19,665	24,806	0	5,878	100,647	6,283	(66,670)	0	690	10,161	3,307	760
18.2	Products Liability - Claims-Made .....	0	0	0	0	0	0	0	0	0	0	0	0
19.1	Private Passenger Auto No-Fault (Personal Injury Protection) .....	0	0	0	0	0	0	0	0	0	0	0	0
19.2	Other Private Passenger Auto Liability .....	1,799,493	1,928,490	0	684,158	1,109,285	2,127,870	3,829,921	89,342	89,308	280,169	326,645	60,377
19.3	Commercial Auto No-Fault (Personal Injury Protection) .....	26,947	31,887	0	12,372	8,338	47,342	67,379	46	4,131	7,272	3,556	950
19.4	Other Commercial Auto Liability .....	6,550,968	5,997,409	0	3,247,425	3,297,601	6,012,728	7,951,420	58,002	376,421	916,677	824,745	202,044
21.1	Private Passenger Auto Physical Damage .....	1,643,137	1,733,344	0	644,393	1,306,895	1,368,618	160,859	456	3,017	10,271	297,997	54,166
21.2	Commercial Auto Physical Damage .....	3,867,444	3,582,580	0	1,945,288	2,320,272	2,040,240	(189,602)	76	16,734	38,699	489,577	119,985
22.	Aircraft (all perils) .....	0	0	0	0	0	0	0	0	0	0	0	0
23.	Fidelity .....	10,521	9,554	0	4,943	25,000	25,426	1,078	0	358	815	1,803	351
24.	Surety .....	0	147	0	89	0	5	1,463	0	(532)	989	0	0
26.	Burglary and Theft .....	14,019	12,599	0	7,603	10,000	10,592	1,234	0	322	813	2,167	406
27.	Boiler and Machinery .....	80,093	67,626	0	42,023	0	3,356	7,045	0	2,008	3,335	12,444	2,273
28.	Credit .....	0	0	0	0	0	0	0	0	0	0	0	0
29.	International .....	0	0	0	0	0	0	0	0	0	0	0	0
30.	Warranty .....	0	0	0	0	0	0	0	0	0	0	0	0
31.	Reins nonproportional assumed property .....	XXX	XXX	XXX	XXX	XXX	XXX	XXX	XXX	XXX	XXX	XXX	XXX
32.	Reins nonproportional assumed liability .....	XXX	XXX	XXX	XXX	XXX	XXX	XXX	XXX	XXX	XXX	XXX	XXX
33.	Reins nonproportional assumed financial lines .....	XXX	XXX	XXX	XXX	XXX	XXX	XXX	XXX	XXX	XXX	XXX	XXX
34.	Aggregate Write-Ins for Other Lines of Business .....	0	0	0	0	0	0	0	0	0	0	0	0
35.	Total (a) .....	37,458,880	33,474,543	0	18,778,856	31,165,855	48,119,891	33,336,922	521,854	1,179,190	2,738,426	5,635,187	1,132,395
DETAILS OF WRITE-INS													
3401.	.....												
3402.	.....												
3403.	.....												
3498.	Summary of remaining write-ins for Line 34 from overflow page .....	0	0	0	0	0	0	0	0	0	0	0	0
3499.	Totals (Lines 3401 thru 3403 plus 3498)(Line 34 above) .....	0	0	0	0	0	0	0	0	0	0	0	0

(a) Finance and service charges not included in Lines 1 to 35 \$ 54,148  
(b) For health business on indicated lines report: Number of persons insured under PPO managed care products 0 and number of persons insured under indemnity only products 0



ANNUAL STATEMENT FOR THE YEAR 2023 OF THE STATE AUTOMOBILE MUTUAL INSURANCE COMPANY

EXHIBIT OF PREMIUMS AND LOSSES (Statutory Page 14)

NAIC Group Code 0111 BUSINESS IN THE STATE OF California DURING THE YEAR 2023 NAIC Company Code 25135

Line of Business	Gross Premiums, Including Policy and Membership Fees, Less Return Premiums and Premiums on Policies not Taken		3	4	5	6	7	8	9	10	11	12
	1	2										
	Direct Premiums Written	Direct Premiums Earned	Dividends Paid or Credited to Policyholders on Direct Business	Direct Unearned Premium Reserves	Direct Losses Paid (deducting salvage)	Direct Losses Incurred	Direct Losses Unpaid	Direct Defense and Cost Containment Expense Paid	Direct Defense and Cost Containment Expense Incurred	Direct Defense and Cost Containment Expense Unpaid	Commissions and Brokerage Expenses	Taxes, Licenses and Fees
1. Fire .....												
2.1 Allied Lines .....												
2.2 Multiple Peril Crop .....												
2.3 Federal Flood .....												
2.4. Private Crop .....												
2.5 Private Flood .....												
3. Farmowners Multiple Peril .....												
4. Homeowners Multiple Peril .....												
5.1 Commercial Multiple Peril (Non-Liability Portion) .....												
5.2 Commercial Multiple Peril (Liability Portion) .....												
6. Mortgage Guaranty .....												
8. Ocean Marine .....												
9. Inland Marine .....												
10. Financial Guaranty .....												
11.1 Medical Professional Liability - Occurrence .....												
11.2 Medical Professional Liability - Claims-Made .....												
12. Earthquake .....												
13.1 Comprehensive (hospital and medical) ind (b) .....												
13.2 Comprehensive (hospital and medical) group (b) .....												
14. Credit A&H (Group and Individual) .....												
15.1 Vision Only (b).....												
15.2 Dental Only (b) .....												
15.3 Disability Income (b) .....												
15.4 Medicare Supplement (b) .....												
15.5 Medicaid Title XIX (b) .....												
15.6 Medicare Title XVIII (b).....												
15.7 Long-Term Care (b) .....												
15.8 Federal Employees Health Benefits Plan (b) .....												
15.9 Other Health (b) .....												
16. Workers' Compensation .....												
17.1 Other Liability - Occurrence .....												
17.2 Other Liability - Claims-Made .....												
17.3 Excess Workers' Compensation .....												
18.1 Products Liability - Occurrence .....												
18.2 Products Liability - Claims-Made .....												
19.1 Private Passenger Auto No-Fault (Personal Injury Protection) .....												
19.2 Other Private Passenger Auto Liability .....												
19.3 Commercial Auto No-Fault (Personal Injury Protection) .....												
19.4 Other Commercial Auto Liability .....												
21.1 Private Passenger Auto Physical Damage .....												
21.2 Commercial Auto Physical Damage .....												
22. Aircraft (all perils) .....												
23. Fidelity .....												
24. Surety .....												
26. Burglary and Theft .....												
27. Boiler and Machinery .....												
28. Credit .....												
29. International .....												
30. Warranty .....												
31. Reins nonproportional assumed property .....	XXX	XXX	XXX	XXX	XXX	XXX	XXX	XXX	XXX	XXX	XXX	XXX
32. Reins nonproportional assumed liability .....	XXX	XXX	XXX	XXX	XXX	XXX	XXX	XXX	XXX	XXX	XXX	XXX
33. Reins nonproportional assumed financial lines .....	XXX	XXX	XXX	XXX	XXX	XXX	XXX	XXX	XXX	XXX	XXX	XXX
34. Aggregate Write-Ins for Other Lines of Business .....												
35. Total (a) .....												
DETAILS OF WRITE-INS												
3401. ....												
3402. ....												
3403. ....												
3498. Summary of remaining write-ins for Line 34 from overflow page .....												
3499. Totals (Lines 3401 thru 3403 plus 3498)(Line 34 above) .....												

(a) Finance and service charges not included in Lines 1 to 35 \$ .....  
(b) For health business on indicated lines report: Number of persons insured under PPO managed care products ..... and number of persons insured under indemnity only products .....



ANNUAL STATEMENT FOR THE YEAR 2023 OF THE STATE AUTOMOBILE MUTUAL INSURANCE COMPANY

EXHIBIT OF PREMIUMS AND LOSSES (Statutory Page 14)

NAIC Group Code 0111 BUSINESS IN THE STATE OF Colorado DURING THE YEAR 2023 NAIC Company Code 25135

Line of Business		Gross Premiums, Including Policy and Membership Fees, Less Return Premiums and Premiums on Policies not Taken		3	4	5	6	7	8	9	10	11	12
		1	2										
		Direct Premiums Written	Direct Premiums Earned	Dividends Paid or Credited to Policyholders on Direct Business	Direct Unearned Premium Reserves	Direct Losses Paid (deducting salvage)	Direct Losses Incurred	Direct Losses Unpaid	Direct Defense and Cost Containment Expense Paid	Direct Defense and Cost Containment Expense Incurred	Direct Defense and Cost Containment Expense Unpaid	Commissions and Brokerage Expenses	Taxes, Licenses and Fees
1.	Fire .....	245,833	233,545	0	126,265	0	19,480	45,598	0	2,753	11,062	39,486	5,409
2.1	Allied Lines .....	670,640	591,246	0	330,960	508,098	815,380	330,585	0	751	7,675	105,755	12,865
2.2	Multiple Peril Crop .....	0	0	0	0	0	0	0	0	0	0	0	0
2.3	Federal Flood .....	0	0	0	0	0	0	0	0	0	0	0	0
2.4	Private Crop .....	0	0	0	0	0	0	0	0	0	0	0	0
2.5	Private Flood .....	0	0	0	0	0	0	0	0	0	0	0	0
3.	Farmowners Multiple Peril .....	2,501,081	2,173,547	0	1,192,267	2,148,061	2,379,733	373,161	22,525	24,421	7,805	396,027	50,376
4.	Homeowners Multiple Peril .....	0	0	0	0	0	0	0	0	0	0	0	0
5.1	Commercial Multiple Peril (Non-Liability Portion) .....	1,623,529	1,518,126	0	811,910	5,527,138	6,768,201	1,913,510	91,723	80,239	31,965	268,587	32,958
5.2	Commercial Multiple Peril (Liability Portion) .....	992,848	1,004,276	0	477,039	434,261	589,191	1,132,891	7,487	69,815	410,171	165,950	21,083
6.	Mortgage Guaranty .....	0	0	0	0	0	0	0	0	0	0	0	0
8.	Ocean Marine .....	0	0	0	0	0	0	0	0	0	0	0	0
9.	Inland Marine .....	193,745	165,079	0	91,841	23,583	26,800	5,782	310	577	711	30,271	3,897
10.	Financial Guaranty .....	0	0	0	0	0	0	0	0	0	0	0	0
11.1	Medical Professional Liability - Occurrence .....	0	0	0	0	0	0	0	0	0	0	0	0
11.2	Medical Professional Liability - Claims-Made .....	0	0	0	0	0	0	0	0	0	0	0	0
12.	Earthquake .....	419	314	0	336	0	0	6	0	0	1	56	1
13.1	Comprehensive (hospital and medical) ind (b) .....	0	0	0	0	0	0	0	0	0	0	0	0
13.2	Comprehensive (hospital and medical) group (b) .....	0	0	0	0	0	0	0	0	0	0	0	0
14.	Credit A&H (Group and Individual) .....	0	0	0	0	0	0	0	0	0	0	0	0
15.1	Vision Only (b).....	0	0	0	0	0	0	0	0	0	0	0	0
15.2	Dental Only (b) .....	0	0	0	0	0	0	0	0	0	0	0	0
15.3	Disability Income (b) .....	0	0	0	0	0	0	0	0	0	0	0	0
15.4	Medicare Supplement (b) .....	0	0	0	0	0	0	0	0	0	0	0	0
15.5	Medicaid Title XIX (b) .....	0	0	0	0	0	0	0	0	0	0	0	0
15.6	Medicare Title XVIII (b).....	0	0	0	0	0	0	0	0	0	0	0	0
15.7	Long-Term Care (b) .....	0	0	0	0	0	0	0	0	0	0	0	0
15.8	Federal Employees Health Benefits Plan (b) .....	0	0	0	0	0	0	0	0	0	0	0	0
15.9	Other Health (b) .....	0	0	0	0	0	0	0	0	0	0	0	0
16.	Workers' Compensation .....	174,931	241,255	0	76,822	31,657	116,358	219,956	8,883	13,496	33,925	27,890	9,544
17.1	Other Liability - Occurrence .....	979,403	953,153	0	437,836	2,000,000	11,523	(1,165,079)	3,792	57,693	293,987	155,426	20,406
17.2	Other Liability - Claims-Made .....	33,887	35,864	0	17,911	0	21,871	36,891	0	2,695	5,835	5,424	697
17.3	Excess Workers' Compensation .....	0	0	0	0	0	0	0	0	0	0	0	0
18.1	Products Liability - Occurrence .....	25,894	27,331	0	9,562	0	6,923	54,391	0	736	18,311	4,212	655
18.2	Products Liability - Claims-Made .....	0	0	0	0	0	0	0	0	0	0	0	0
19.1	Private Passenger Auto No-Fault (Personal Injury Protection) .....	0	0	0	0	0	0	0	0	0	0	0	0
19.2	Other Private Passenger Auto Liability .....	0	0	0	0	0	0	99,921	11,254	1,563	3,056	0	0
19.3	Commercial Auto No-Fault (Personal Injury Protection) .....	406	353	0	103	0	544	804	0	56	79	55	8
19.4	Other Commercial Auto Liability .....	10,096,769	9,583,029	0	4,949,089	5,367,700	9,510,434	11,535,537	71,870	602,031	1,336,014	1,155,980	203,449
21.1	Private Passenger Auto Physical Damage .....	0	0	0	0	0	0	0	0	0	0	0	0
21.2	Commercial Auto Physical Damage .....	4,914,874	4,768,998	0	2,330,013	4,434,740	4,772,468	729,440	14,269	22,061	36,248	574,269	102,351
22.	Aircraft (all perils) .....	0	0	0	0	0	0	0	0	0	0	0	0
23.	Fidelity .....	(195)	2,288	0	1,777	0	106	440	0	115	333	24	124
24.	Surety .....	0	0	0	0	0	0	(376)	0	(253)	467	0	0
26.	Burglary and Theft .....	3,694	3,387	0	1,968	0	160	328	0	88	207	580	67
27.	Boiler and Machinery .....	33,766	32,878	0	15,694	12,605	14,104	4,082	0	1,053	2,109	5,431	719
28.	Credit .....	0	0	0	0	0	0	0	0	0	0	0	0
29.	International .....	0	0	0	0	0	0	0	0	0	0	0	0
30.	Warranty .....	0	0	0	0	0	0	0	0	0	0	0	0
31.	Reins nonproportional assumed property .....	XXX	XXX	XXX	XXX	XXX	XXX	XXX	XXX	XXX	XXX	XXX	XXX
32.	Reins nonproportional assumed liability .....	XXX	XXX	XXX	XXX	XXX	XXX	XXX	XXX	XXX	XXX	XXX	XXX
33.	Reins nonproportional assumed financial lines .....	XXX	XXX	XXX	XXX	XXX	XXX	XXX	XXX	XXX	XXX	XXX	XXX
34.	Aggregate Write-Ins for Other Lines of Business .....	0	0	0	0	0	0	0	0	0	0	0	0
35.	Total (a) .....	22,491,523	21,334,666	0	10,871,395	20,487,843	25,053,275	15,317,868	232,112	879,890	2,199,963	2,935,424	464,607
DETAILS OF WRITE-INS													
3401.	.....												
3402.	.....												
3403.	.....												
3498.	Summary of remaining write-ins for Line 34 from overflow page .....	0	0	0	0	0	0	0	0	0	0	0	0
3499.	Totals (Lines 3401 thru 3403 plus 3498)(Line 34 above) .....	0	0	0	0	0	0	0	0	0	0	0	0

(a) Finance and service charges not included in Lines 1 to 35 \$ 26,911  
(b) For health business on indicated lines report: Number of persons insured under PPO managed care products 0 and number of persons insured under indemnity only products 0



ANNUAL STATEMENT FOR THE YEAR 2023 OF THE STATE AUTOMOBILE MUTUAL INSURANCE COMPANY

EXHIBIT OF PREMIUMS AND LOSSES (Statutory Page 14)

NAIC Group Code 0111 BUSINESS IN THE STATE OF Connecticut DURING THE YEAR 2023 NAIC Company Code 25135

Line of Business	Gross Premiums, Including Policy and Membership Fees, Less Return Premiums and Premiums on Policies not Taken		3	4	5	6	7	8	9	10	11	12
	1	2										
	Direct Premiums Written	Direct Premiums Earned	Dividends Paid or Credited to Policyholders on Direct Business	Direct Unearned Premium Reserves	Direct Losses Paid (deducting salvage)	Direct Losses Incurred	Direct Losses Unpaid	Direct Defense and Cost Containment Expense Paid	Direct Defense and Cost Containment Expense Incurred	Direct Defense and Cost Containment Expense Unpaid	Commissions and Brokerage Expenses	Taxes, Licenses and Fees
1. Fire .....	1,279,243	1,285,503	0	672,672	943,251	1,172,458	556,150	11,974	17,227	38,678	221,146	23,570
2.1 Allied Lines .....	2,106,877	2,058,866	0	1,152,005	1,028,070	1,108,804	295,966	10,030	6,120	15,075	370,767	34,109
2.2 Multiple Peril Crop .....	0	0	0	0	0	0	0	0	0	0	0	0
2.3 Federal Flood .....	0	0	0	0	0	0	0	0	0	0	0	0
2.4. Private Crop .....	0	0	0	0	0	0	0	0	0	0	0	0
2.5 Private Flood .....	0	0	0	0	0	0	0	0	0	0	0	0
3. Farmowners Multiple Peril .....	1,333,073	1,145,419	0	690,551	331,496	(380,660)	260,293	310	5,220	11,155	214,110	21,784
4. Homeowners Multiple Peril .....	5,906,815	5,939,415	0	3,210,221	4,188,670	4,609,071	2,079,358	104,504	71,416	31,473	1,030,729	98,593
5.1 Commercial Multiple Peril (Non-Liability Portion) .....	5,711,023	5,389,364	0	2,852,526	3,376,694	5,476,775	3,595,996	61,852	80,193	176,372	944,482	103,076
5.2 Commercial Multiple Peril (Liability Portion) .....	4,503,995	4,269,066	0	2,262,418	763,987	2,641,986	4,291,016	247,537	292,211	946,914	744,580	81,519
6. Mortgage Guaranty .....	0	0	0	0	0	0	0	0	0	0	0	0
8. Ocean Marine .....	0	0	0	0	0	0	0	0	0	0	0	0
9. Inland Marine .....	97,393	111,536	0	48,421	8,021	5,682	25,294	0	145	558	16,910	1,688
10. Financial Guaranty .....	0	0	0	0	0	0	0	0	0	0	0	0
11.1 Medical Professional Liability - Occurrence .....	0	0	0	0	0	0	0	0	0	0	0	0
11.2 Medical Professional Liability - Claims-Made .....	0	0	0	0	0	0	0	0	0	0	0	0
12. Earthquake .....	9,610	11,055	0	8,020	0	0	107	0	0	17	1,367	167
13.1 Comprehensive (hospital and medical) ind (b) .....	0	0	0	0	0	0	0	0	0	0	0	0
13.2 Comprehensive (hospital and medical) group (b) .....	0	0	0	0	0	0	0	0	0	0	0	0
14. Credit A&H (Group and Individual) .....	0	0	0	0	0	0	0	0	0	0	0	0
15.1 Vision Only (b).....	0	0	0	0	0	0	0	0	0	0	0	0
15.2 Dental Only (b) .....	0	0	0	0	0	0	0	0	0	0	0	0
15.3 Disability Income (b) .....	0	0	0	0	0	0	0	0	0	0	0	0
15.4 Medicare Supplement (b) .....	0	0	0	0	0	0	0	0	0	0	0	0
15.5 Medicaid Title XIX (b) .....	0	0	0	0	0	0	0	0	0	0	0	0
15.6 Medicare Title XVIII (b).....	0	0	0	0	0	0	0	0	0	0	0	0
15.7 Long-Term Care (b) .....	0	0	0	0	0	0	0	0	0	0	0	0
15.8 Federal Employees Health Benefits Plan (b) .....	0	0	0	0	0	0	0	0	0	0	0	0
15.9 Other Health (b) .....	0	0	0	0	0	0	0	0	0	0	0	0
16. Workers' Compensation .....	647,324	809,948	0	257,865	96,005	376,849	1,012,572	11,167	52,528	205,306	65,582	36,652
17.1 Other Liability - Occurrence .....	2,504,474	2,441,147	0	1,295,487	517,580	2,451,248	4,015,410	98,151	150,312	571,617	408,698	43,205
17.2 Other Liability - Claims-Made .....	27,727	24,960	0	13,916	0	14,064	25,409	0	1,733	4,105	4,438	450
17.3 Excess Workers' Compensation .....	0	0	0	0	0	0	0	0	0	0	0	0
18.1 Products Liability - Occurrence .....	78,773	82,571	0	28,388	86,582	20,915	(14,757)	5,760	(15,837)	16,426	13,739	1,424
18.2 Products Liability - Claims-Made .....	0	0	0	0	0	0	0	0	0	0	0	0
19.1 Private Passenger Auto No-Fault (Personal Injury Protection) .....	0	0	0	0	2,549	(9)	(2,558)	0	0	0	0	0
19.2 Other Private Passenger Auto Liability .....	4,318,064	4,823,828	0	1,873,242	5,010,003	5,400,388	5,635,680	308,564	206,697	318,030	744,856	69,623
19.3 Commercial Auto No-Fault (Personal Injury Protection) .....	3,737	3,786	0	691	8,875	15,290	704	0	875	1,143	452	57
19.4 Other Commercial Auto Liability .....	3,869,722	3,951,798	0	2,010,162	1,530,844	4,170,084	7,199,635	97,488	221,185	651,636	453,456	66,063
21.1 Private Passenger Auto Physical Damage .....	3,065,130	3,222,442	0	1,379,754	2,555,512	2,566,827	198,535	50,117	41,807	(8,140)	522,474	50,048
21.2 Commercial Auto Physical Damage .....	1,212,020	1,275,997	0	581,144	1,015,141	911,659	133,324	2,145	1,228	8,955	145,482	22,985
22. Aircraft (all perils) .....	0	0	0	0	0	0	0	0	0	0	0	0
23. Fidelity .....	6,035	5,869	0	1,812	0	257	542	0	190	359	983	128
24. Surety .....	0	0	0	0	0	0	(6,797)	0	548	(1,014)	0	0
26. Burglary and Theft .....	3,006	2,989	0	1,441	0	130	17,954	0	54	178	486	53
27. Boiler and Machinery .....	70,181	71,140	0	29,697	0	3,027	9,276	0	2,064	4,009	11,428	1,307
28. Credit .....	0	0	0	0	0	0	0	0	0	0	0	0
29. International .....	0	0	0	0	0	0	0	0	0	0	0	0
30. Warranty .....	0	0	0	0	0	0	0	0	0	0	0	0
31. Reins nonproportional assumed property .....	XXX	XXX	XXX	XXX	XXX	XXX	XXX	XXX	XXX	XXX	XXX	XXX
32. Reins nonproportional assumed liability .....	XXX	XXX	XXX	XXX	XXX	XXX	XXX	XXX	XXX	XXX	XXX	XXX
33. Reins nonproportional assumed financial lines .....	XXX	XXX	XXX	XXX	XXX	XXX	XXX	XXX	XXX	XXX	XXX	XXX
34. Aggregate Write-Ins for Other Lines of Business .....	0	0	0	0	0	0	0	0	0	0	0	0
35. Total (a) .....	36,754,272	36,926,651	0	18,370,431	21,454,404	30,558,429	29,343,697	1,009,598	1,135,743	2,992,852	5,916,165	656,499
DETAILS OF WRITE-INS												
3401. ....												
3402. ....												
3403. ....												
3498. Summary of remaining write-ins for Line 34 from overflow page .....	0	0	0	0	0	0	0	0	0	0	0	0
3499. Totals (Lines 3401 thru 3403 plus 3498)(Line 34 above) .....	0	0	0	0	0	0	0	0	0	0	0	0

(a) Finance and service charges not included in Lines 1 to 35 \$ 39,576  
(b) For health business on indicated lines report: Number of persons insured under PPO managed care products 0 and number of persons insured under indemnity only products 0





ANNUAL STATEMENT FOR THE YEAR 2023 OF THE STATE AUTOMOBILE MUTUAL INSURANCE COMPANY

EXHIBIT OF PREMIUMS AND LOSSES (Statutory Page 14)

NAIC Group Code 0111 BUSINESS IN THE STATE OF Delaware DURING THE YEAR 2023 NAIC Company Code 25135

Line of Business		Gross Premiums, Including Policy and Membership Fees, Less Return Premiums and Premiums on Policies not Taken		3	4	5	6	7	8	9	10	11	12
		1	2										
		Direct Premiums Written	Direct Premiums Earned	Dividends Paid or Credited to Policyholders on Direct Business	Direct Unearned Premium Reserves	Direct Losses Paid (deducting salvage)	Direct Losses Incurred	Direct Losses Unpaid	Direct Defense and Cost Containment Expense Paid	Direct Defense and Cost Containment Expense Incurred	Direct Defense and Cost Containment Expense Unpaid	Commissions and Brokerage Expenses	Taxes, Licenses and Fees
1.	Fire .....	23,271	23,052	0	16,241	256,175	277,027	25,347	0	624	2,108	3,634	920
2.1	Allied Lines .....	47,331	45,416	0	39,612	0	3,087	7,853	0	173	743	7,902	1,521
2.2	Multiple Peril Crop .....	0	0	0	0	0	0	0	0	0	0	0	0
2.3	Federal Flood .....	0	0	0	0	0	0	0	0	0	0	0	0
2.4	Private Crop .....	0	0	0	0	0	0	0	0	0	0	0	0
2.5	Private Flood .....	0	0	0	0	0	0	0	0	0	0	0	0
3.	Farmowners Multiple Peril .....	0	0	0	0	0	0	0	0	0	0	0	0
4.	Homeowners Multiple Peril .....	0	0	0	0	0	0	0	0	0	0	0	0
5.1	Commercial Multiple Peril (Non-Liability Portion) .....	0	0	0	0	0	0	0	0	0	0	0	0
5.2	Commercial Multiple Peril (Liability Portion) .....	0	0	0	0	0	0	0	0	0	0	0	0
6.	Mortgage Guaranty .....	0	0	0	0	0	0	0	0	0	0	0	0
8.	Ocean Marine .....	0	0	0	0	0	0	0	0	0	0	0	0
9.	Inland Marine .....	1,350	1,281	0	811	61,000	61,022	66	0	2	9	227	54
10.	Financial Guaranty .....	0	0	0	0	0	0	0	0	0	0	0	0
11.1	Medical Professional Liability - Occurrence .....	0	0	0	0	0	0	0	0	0	0	0	0
11.2	Medical Professional Liability - Claims-Made .....	0	0	0	0	0	0	0	0	0	0	0	0
12.	Earthquake .....	0	0	0	0	0	0	2	0	0	0	0	0
13.1	Comprehensive (hospital and medical) ind (b) .....	0	0	0	0	0	0	0	0	0	0	0	0
13.2	Comprehensive (hospital and medical) group (b) .....	0	0	0	0	0	0	0	0	0	0	0	0
14.	Credit A&H (Group and Individual) .....	0	0	0	0	0	0	0	0	0	0	0	0
15.1	Vision Only (b).....	0	0	0	0	0	0	0	0	0	0	0	0
15.2	Dental Only (b) .....	0	0	0	0	0	0	0	0	0	0	0	0
15.3	Disability Income (b) .....	0	0	0	0	0	0	0	0	0	0	0	0
15.4	Medicare Supplement (b) .....	0	0	0	0	0	0	0	0	0	0	0	0
15.5	Medicaid Title XIX (b) .....	0	0	0	0	0	0	0	0	0	0	0	0
15.6	Medicare Title XVIII (b).....	0	0	0	0	0	0	0	0	0	0	0	0
15.7	Long-Term Care (b) .....	0	0	0	0	0	0	0	0	0	0	0	0
15.8	Federal Employees Health Benefits Plan (b) .....	0	0	0	0	0	0	0	0	0	0	0	0
15.9	Other Health (b) .....	0	0	0	0	0	0	0	0	0	0	0	0
16.	Workers' Compensation .....	42,440	168,547	0	17,962	50,906	78,770	141,233	30,849	6,846	9,612	5,115	10,221
17.1	Other Liability - Occurrence .....	73,938	68,074	0	53,804	5,447	100,463	218,202	469	2,668	11,527	11,838	2,547
17.2	Other Liability - Claims-Made .....	3	3	0	2	0	2	3	0	0	1	0	0
17.3	Excess Workers' Compensation .....	0	0	0	0	0	0	0	0	0	0	0	0
18.1	Products Liability - Occurrence .....	5,568	5,849	0	2,513	0	1,481	8,151	0	164	2,254	815	192
18.2	Products Liability - Claims-Made .....	0	0	0	0	0	0	0	0	0	0	0	0
19.1	Private Passenger Auto No-Fault (Personal Injury Protection) .....	0	0	0	0	0	0	0	0	0	0	0	0
19.2	Other Private Passenger Auto Liability .....	0	0	0	0	0	0	0	0	0	0	0	0
19.3	Commercial Auto No-Fault (Personal Injury Protection) .....	1,710	2,789	0	1,000	1,769	7,082	10,688	12	530	879	292	47
19.4	Other Commercial Auto Liability .....	53,839	67,306	0	25,485	14,548	(20,586)	(261,313)	6,317	5,215	(28,321)	8,006	2,865
21.1	Private Passenger Auto Physical Damage .....	0	0	0	0	0	0	0	0	0	0	0	0
21.2	Commercial Auto Physical Damage .....	18,074	22,961	0	8,143	60,812	48,474	(31,313)	0	43	52	2,787	911
22.	Aircraft (all perils) .....	0	0	0	0	0	0	0	0	0	0	0	0
23.	Fidelity .....	347	347	0	43	0	15	37	0	13	28	61	3
24.	Surety .....	0	0	0	0	0	0	(2)	0	(1)	2	0	0
26.	Burglary and Theft .....	3	3	0	0	0	0	0	0	0	1	1	0
27.	Boiler and Machinery .....	2,313	2,827	0	1,867	0	121	406	0	86	173	414	98
28.	Credit .....	0	0	0	0	0	0	0	0	0	0	0	0
29.	International .....	0	0	0	0	0	0	0	0	0	0	0	0
30.	Warranty .....	0	0	0	0	0	0	0	0	0	0	0	0
31.	Reins nonproportional assumed property .....	XXX	XXX	XXX	XXX	XXX	XXX	XXX	XXX	XXX	XXX	XXX	XXX
32.	Reins nonproportional assumed liability .....	XXX	XXX	XXX	XXX	XXX	XXX	XXX	XXX	XXX	XXX	XXX	XXX
33.	Reins nonproportional assumed financial lines .....	XXX	XXX	XXX	XXX	XXX	XXX	XXX	XXX	XXX	XXX	XXX	XXX
34.	Aggregate Write-Ins for Other Lines of Business .....	0	0	0	0	0	0	0	0	0	0	0	0
35.	Total (a) .....	270,187	408,456	0	167,483	450,655	556,959	119,361	37,646	16,362	(933)	41,093	19,380
DETAILS OF WRITE-INS													
3401.	.....												
3402.	.....												
3403.	.....												
3498.	Summary of remaining write-ins for Line 34 from overflow page .....	0	0	0	0	0	0	0	0	0	0	0	0
3499.	Totals (Lines 3401 thru 3403 plus 3498)(Line 34 above) .....	0	0	0	0	0	0	0	0	0	0	0	0

(a) Finance and service charges not included in Lines 1 to 35 \$ 335  
(b) For health business on indicated lines report: Number of persons insured under PPO managed care products 0 and number of persons insured under indemnity only products 0



ANNUAL STATEMENT FOR THE YEAR 2023 OF THE STATE AUTOMOBILE MUTUAL INSURANCE COMPANY

EXHIBIT OF PREMIUMS AND LOSSES (Statutory Page 14)

NAIC Group Code 0111 BUSINESS IN THE STATE OF District of Columbia DURING THE YEAR 2023 NAIC Company Code 25135

Line of Business		Gross Premiums, Including Policy and Membership Fees, Less Return Premiums and Premiums on Policies not Taken		3	4	5	6	7	8	9	10	11	12
		1	2										
		Direct Premiums Written	Direct Premiums Earned	Dividends Paid or Credited to Policyholders on Direct Business	Direct Unearned Premium Reserves	Direct Losses Paid (deducting salvage)	Direct Losses Incurred	Direct Losses Unpaid	Direct Defense and Cost Containment Expense Paid	Direct Defense and Cost Containment Expense Incurred	Direct Defense and Cost Containment Expense Unpaid	Commissions and Brokerage Expenses	Taxes, Licenses and Fees
1.	Fire .....	59,713	57,657	0	32,502	0	4,557	11,975	0	640	2,881	9,299	819
2.1	Allied Lines .....	70,969	82,212	0	42,302	0	4,869	14,743	0	263	1,417	10,805	889
2.2	Multiple Peril Crop .....	0	0	0	0	0	0	0	0	0	0	0	0
2.3	Federal Flood .....	0	0	0	0	0	0	0	0	0	0	0	0
2.4	Private Crop .....	0	0	0	0	0	0	0	0	0	0	0	0
2.5	Private Flood .....	0	0	0	0	0	0	0	0	0	0	0	0
3.	Farmowners Multiple Peril .....	0	0	0	0	0	0	0	0	0	0	0	0
4.	Homeowners Multiple Peril .....	0	0	0	0	0	0	0	0	0	0	0	0
5.1	Commercial Multiple Peril (Non-Liability Portion) .....	0	0	0	0	0	0	0	0	0	0	0	0
5.2	Commercial Multiple Peril (Liability Portion) .....	0	0	0	0	0	0	0	0	0	0	0	0
6.	Mortgage Guaranty .....	0	0	0	0	0	0	0	0	0	0	0	0
8.	Ocean Marine .....	0	0	0	0	0	0	0	0	0	0	0	0
9.	Inland Marine .....	796	1,817	0	128	0	18	113	0	0	16	147	51
10.	Financial Guaranty .....	0	0	0	0	0	0	0	0	0	0	0	0
11.1	Medical Professional Liability - Occurrence .....	0	0	0	0	0	0	0	0	0	0	0	0
11.2	Medical Professional Liability - Claims-Made .....	0	0	0	0	0	0	0	0	0	0	0	0
12.	Earthquake .....	63	85	0	26	0	0	41	0	0	12	11	0
13.1	Comprehensive (hospital and medical) ind (b) .....	0	0	0	0	0	0	0	0	0	0	0	0
13.2	Comprehensive (hospital and medical) group (b) .....	0	0	0	0	0	0	0	0	0	0	0	0
14.	Credit A&H (Group and Individual) .....	0	0	0	0	0	0	0	0	0	0	0	0
15.1	Vision Only (b).....	0	0	0	0	0	0	0	0	0	0	0	0
15.2	Dental Only (b) .....	0	0	0	0	0	0	0	0	0	0	0	0
15.3	Disability Income (b) .....	0	0	0	0	0	0	0	0	0	0	0	0
15.4	Medicare Supplement (b) .....	0	0	0	0	0	0	0	0	0	0	0	0
15.5	Medicaid Title XIX (b) .....	0	0	0	0	0	0	0	0	0	0	0	0
15.6	Medicare Title XVIII (b).....	0	0	0	0	0	0	0	0	0	0	0	0
15.7	Long-Term Care (b) .....	0	0	0	0	0	0	0	0	0	0	0	0
15.8	Federal Employees Health Benefits Plan (b) .....	0	0	0	0	0	0	0	0	0	0	0	0
15.9	Other Health (b) .....	0	0	0	0	0	0	0	0	0	0	0	0
16.	Workers' Compensation .....	104,284	101,422	0	47,831	334	47,129	107,289	140	7,959	19,959	11,836	2,367
17.1	Other Liability - Occurrence .....	58,576	107,077	0	22,713	0	146,059	307,231	6,504	6,333	50,547	10,440	3,299
17.2	Other Liability - Claims-Made .....	3	4	0	1	0	2	(286)	0	0	(60)	0	0
17.3	Excess Workers' Compensation .....	0	0	0	0	0	0	0	0	0	0	0	0
18.1	Products Liability - Occurrence .....	6,634	15,701	0	(452)	0	3,977	14,014	0	452	3,477	1,307	471
18.2	Products Liability - Claims-Made .....	0	0	0	0	0	0	0	0	0	0	0	0
19.1	Private Passenger Auto No-Fault (Personal Injury Protection) .....	0	0	0	0	0	0	0	0	0	0	0	0
19.2	Other Private Passenger Auto Liability .....	0	0	0	0	0	0	0	0	0	0	0	0
19.3	Commercial Auto No-Fault (Personal Injury Protection) .....	0	0	0	0	0	0	0	0	0	0	0	0
19.4	Other Commercial Auto Liability .....	0	0	0	0	0	47	180	0	0	64	0	0
21.1	Private Passenger Auto Physical Damage .....	0	0	0	0	0	0	0	0	0	0	0	0
21.2	Commercial Auto Physical Damage .....	0	0	0	0	0	0	(6)	0	0	0	0	0
22.	Aircraft (all perils) .....	0	0	0	0	0	0	0	0	0	0	0	0
23.	Fidelity .....	369	369	0	46	0	16	51	0	16	44	65	15
24.	Surety .....	0	0	0	0	0	0	275,106	(200)	(14,677)	16,459	0	0
26.	Burglary and Theft .....	449	449	0	56	0	19	53	0	10	34	79	18
27.	Boiler and Machinery .....	2,130	2,398	0	1,030	0	99	322	0	71	146	338	50
28.	Credit .....	0	0	0	0	0	0	0	0	0	0	0	0
29.	International .....	0	0	0	0	0	0	0	0	0	0	0	0
30.	Warranty .....	0	0	0	0	0	0	0	0	0	0	0	0
31.	Reins nonproportional assumed property .....	XXX	XXX	XXX	XXX	XXX	XXX	XXX	XXX	XXX	XXX	XXX	XXX
32.	Reins nonproportional assumed liability .....	XXX	XXX	XXX	XXX	XXX	XXX	XXX	XXX	XXX	XXX	XXX	XXX
33.	Reins nonproportional assumed financial lines .....	XXX	XXX	XXX	XXX	XXX	XXX	XXX	XXX	XXX	XXX	XXX	XXX
34.	Aggregate Write-Ins for Other Lines of Business .....	0	0	0	0	0	0	0	0	0	0	0	0
35.	Total (a) .....	303,986	369,191	0	146,184	334	206,793	730,826	6,444	1,069	94,997	44,326	7,980
DETAILS OF WRITE-INS													
3401.	.....												
3402.	.....												
3403.	.....												
3498.	Summary of remaining write-ins for Line 34 from overflow page .....	0	0	0	0	0	0	0	0	0	0	0	0
3499.	Totals (Lines 3401 thru 3403 plus 3498)(Line 34 above) .....	0	0	0	0	0	0	0	0	0	0	0	0

(a) Finance and service charges not included in Lines 1 to 35 \$ ..... 291  
(b) For health business on indicated lines report: Number of persons insured under PPO managed care products .....0 and number of persons insured under indemnity only products .....0 .



ANNUAL STATEMENT FOR THE YEAR 2023 OF THE STATE AUTOMOBILE MUTUAL INSURANCE COMPANY

EXHIBIT OF PREMIUMS AND LOSSES (Statutory Page 14)

NAIC Group Code 0111 BUSINESS IN THE STATE OF Florida DURING THE YEAR 2023 NAIC Company Code 25135

Line of Business		Gross Premiums, Including Policy and Membership Fees, Less Return Premiums and Premiums on Policies not Taken		3	4	5	6	7	8	9	10	11	12
		1	2										
		Direct Premiums Written	Direct Premiums Earned	Dividends Paid or Credited to Policyholders on Direct Business	Direct Unearned Premium Reserves	Direct Losses Paid (deducting salvage)	Direct Losses Incurred	Direct Losses Unpaid	Direct Defense and Cost Containment Expense Paid	Direct Defense and Cost Containment Expense Incurred	Direct Defense and Cost Containment Expense Unpaid	Commissions and Brokerage Expenses	Taxes, Licenses and Fees
1.	Fire .....	2,540	4,502	0	1,262	0	232	1,502	0	26	681	300	483
2.1	Allied Lines .....	3,415	4,621	0	1,685	0	268	2,309	0	6	290	380	365
2.2	Multiple Peril Crop .....	0	0	0	0	0	0	0	0	0	0	0	0
2.3	Federal Flood .....	0	0	0	0	0	0	0	0	0	0	0	0
2.4	Private Crop .....	0	0	0	0	0	0	0	0	0	0	0	0
2.5	Private Flood .....	0	0	0	0	0	0	0	0	0	0	0	0
3.	Farmowners Multiple Peril .....	0	0	0	0	0	0	0	0	0	0	0	0
4.	Homeowners Multiple Peril .....	0	0	0	0	0	0	0	0	0	0	0	0
5.1	Commercial Multiple Peril (Non-Liability Portion) .....	0	0	0	0	0	0	0	0	0	0	0	0
5.2	Commercial Multiple Peril (Liability Portion) .....	0	0	0	0	0	0	0	0	0	0	0	0
6.	Mortgage Guaranty .....	0	0	0	0	0	0	0	0	0	0	0	0
8.	Ocean Marine .....	0	0	0	0	0	0	0	0	0	0	0	0
9.	Inland Marine .....	724	724	0	259	0	19	36	0	2	4	117	56
10.	Financial Guaranty .....	0	0	0	0	0	0	0	0	0	0	0	0
11.1	Medical Professional Liability - Occurrence .....	0	0	0	0	0	0	0	0	0	0	0	0
11.2	Medical Professional Liability - Claims-Made .....	0	0	0	0	0	0	0	0	0	0	0	0
12.	Earthquake .....	0	0	0	0	0	0	1	0	0	0	0	0
13.1	Comprehensive (hospital and medical) ind (b) .....	0	0	0	0	0	0	0	0	0	0	0	0
13.2	Comprehensive (hospital and medical) group (b) .....	0	0	0	0	0	0	0	0	0	0	0	0
14.	Credit A&H (Group and Individual) .....	0	0	0	0	0	0	0	0	0	0	0	0
15.1	Vision Only (b) .....	0	0	0	0	0	0	0	0	0	0	0	0
15.2	Dental Only (b) .....	0	0	0	0	0	0	0	0	0	0	0	0
15.3	Disability Income (b) .....	0	0	0	0	0	0	0	0	0	0	0	0
15.4	Medicare Supplement (b) .....	0	0	0	0	0	0	0	0	0	0	0	0
15.5	Medicaid Title XIX (b) .....	0	0	0	0	0	0	0	0	0	0	0	0
15.6	Medicare Title XVIII (b) .....	0	0	0	0	0	0	0	0	0	0	0	0
15.7	Long-Term Care (b) .....	0	0	0	0	0	0	0	0	0	0	0	0
15.8	Federal Employees Health Benefits Plan (b) .....	0	0	0	0	0	0	0	0	0	0	0	0
15.9	Other Health (b) .....	0	0	0	0	0	0	0	0	0	0	0	0
16.	Workers' Compensation .....	0	0	0	0	0	0	124	0	1	68	0	0
17.1	Other Liability - Occurrence .....	487,443	452,831	0	197,133	93,324	420,159	795,121	54,725	8,589	72,354	76,487	25,871
17.2	Other Liability - Claims-Made .....	28	28	0	5	0	16	34	0	2	6	5	2
17.3	Excess Workers' Compensation .....	0	0	0	0	0	0	0	0	0	0	0	0
18.1	Products Liability - Occurrence .....	37,182	39,946	0	15,217	0	10,118	36,984	0	1,151	8,939	6,196	1,400
18.2	Products Liability - Claims-Made .....	0	0	0	0	0	0	0	0	0	0	0	0
19.1	Private Passenger Auto No-Fault (Personal Injury Protection) .....	0	0	0	0	0	0	0	0	0	0	0	0
19.2	Other Private Passenger Auto Liability .....	0	0	0	0	0	0	0	0	0	0	0	0
19.3	Commercial Auto No-Fault (Personal Injury Protection) .....	0	0	0	0	0	830	1,846	0	5	44	0	0
19.4	Other Commercial Auto Liability .....	1,000	1,000	0	458	100,000	5,277	17,711	5,499	(289)	(3,544)	159	51
21.1	Private Passenger Auto Physical Damage .....	0	0	0	0	0	0	0	0	0	0	0	0
21.2	Commercial Auto Physical Damage .....	0	0	0	0	(648)	0	1,364	90	49	(26)	0	0
22.	Aircraft (all perils) .....	0	0	0	0	0	0	0	0	0	0	0	0
23.	Fidelity .....	482	566	0	79	0	16	66	0	15	40	86	28
24.	Surety .....	0	0	0	0	(45,332)	0	146,976	288	(15,935)	20,553	0	0
26.	Burglary and Theft .....	56	65	0	9	0	2	4	0	1	5	10	3
27.	Boiler and Machinery .....	15	16	0	2	0	3	15	0	3	7	2	0
28.	Credit .....	0	0	0	0	0	0	0	0	0	0	0	0
29.	International .....	0	0	0	0	0	0	0	0	0	0	0	0
30.	Warranty .....	0	0	0	0	0	0	0	0	0	0	0	0
31.	Reins nonproportional assumed property .....	XXX	XXX	XXX	XXX	XXX	XXX	XXX	XXX	XXX	XXX	XXX	XXX
32.	Reins nonproportional assumed liability .....	XXX	XXX	XXX	XXX	XXX	XXX	XXX	XXX	XXX	XXX	XXX	XXX
33.	Reins nonproportional assumed financial lines .....	XXX	XXX	XXX	XXX	XXX	XXX	XXX	XXX	XXX	XXX	XXX	XXX
34.	Aggregate Write-Ins for Other Lines of Business .....	0	0	0	0	0	0	0	0	0	0	0	0
35.	Total (a) .....	532,885	504,302	0	216,110	147,344	436,942	1,004,090	60,602	(6,375)	99,423	83,742	28,261
DETAILS OF WRITE-INS													
3401.	.....												
3402.	.....												
3403.	.....												
3498.	Summary of remaining write-ins for Line 34 from overflow page .....	0	0	0	0	0	0	0	0	0	0	0	0
3499.	Totals (Lines 3401 thru 3403 plus 3498)(Line 34 above) .....	0	0	0	0	0	0	0	0	0	0	0	0

(a) Finance and service charges not included in Lines 1 to 35 \$ 416  
(b) For health business on indicated lines report: Number of persons insured under PPO managed care products 0 and number of persons insured under indemnity only products 0



ANNUAL STATEMENT FOR THE YEAR 2023 OF THE STATE AUTOMOBILE MUTUAL INSURANCE COMPANY

EXHIBIT OF PREMIUMS AND LOSSES (Statutory Page 14)

NAIC Group Code 0111		BUSINESS IN THE STATE OF Georgia				DURING THE YEAR 2023				NAIC Company Code 25135		
Line of Business	Gross Premiums, Including Policy and Membership Fees, Less Return Premiums and Premiums on Policies not Taken		3  Dividends Paid or Credited to Policyholders on Direct Business	4  Direct Unearned Premium Reserves	5  Direct Losses Paid (deducting salvage)	6  Direct Losses Incurred	7  Direct Losses Unpaid	8  Direct Defense and Cost Containment Expense Paid	9  Direct Defense and Cost Containment Expense Incurred	10  Direct Defense and Cost Containment Expense Unpaid	11  Commissions and Brokerage Expenses	12  Taxes, Licenses and Fees
	1  Direct Premiums Written	2  Direct Premiums Earned										
Fire	2,167,386	1,869,588	0	1,119,105	479,233	376,667	682,566	18,422	34,315	65,901	337,139	91,032
Allied Lines	1,861,551	1,786,606	0	942,207	1,976,571	2,319,901	1,284,866	57,972	54,033	(35,400)	292,117	73,734
Multiple Peril Crop	0	0	0	0	0	0	0	0	0	0	0	0
Federal Flood	0	0	0	0	0	0	0	0	0	0	0	0
Private Crop	0	0	0	0	0	0	0	0	0	0	0	0
Private Flood	0	0	0	0	0	0	0	0	0	0	0	0
Farmowners Multiple Peril	5,990,447	5,924,702	0	3,044,011	1,905,877	1,314,756	1,000,811	36,057	49,702	60,643	954,485	257,035
Homeowners Multiple Peril	0	0	0	0	0	0	0	0	0	0	0	0
Commercial Multiple Peril (Non-Liability Portion)	2,783,840	2,463,663	0	1,394,397	1,480,692	1,381,780	1,146,690	54,889	53,549	59,892	435,541	124,789
Commercial Multiple Peril (Liability Portion)	1,392,867	1,246,981	0	698,339	22,742	762,982	1,211,718	21,155	97,150	303,123	219,303	62,484
Mortgage Guaranty	0	0	0	0	0	0	0	0	0	0	0	0
Ocean Marine	0	0	0	0	0	0	0	0	0	0	0	0
Inland Marine	519,141	500,329	0	255,925	101,353	65,122	(2,364)	0	863	654	83,598	23,363
Financial Guaranty	0	0	0	0	0	0	0	0	0	0	0	0
Medical Professional Liability - Occurrence	0	0	0	0	0	0	0	0	0	0	0	0
Medical Professional Liability - Claims-Made	0	0	0	0	0	0	0	0	0	0	0	0
Earthquake	3,950	4,539	0	2,376	0	0	288	0	0	61	657	159
Comprehensive (hospital and medical) ind (b)	0	0	0	0	0	0	0	0	0	0	0	0
Comprehensive (hospital and medical) group (b)	0	0	0	0	0	0	0	0	0	0	0	0
Credit A&H (Group and Individual)	0	0	0	0	0	0	0	0	0	0	0	0
Vision Only (b)	0	0	0	0	0	0	0	0	0	0	0	0
Dental Only (b)	0	0	0	0	0	0	0	0	0	0	0	0
Disability Income (b)	0	0	0	0	0	0	0	0	0	0	0	0
Medicare Supplement (b)	0	0	0	0	0	0	0	0	0	0	0	0
Medicaid Title XIX (b)	0	0	0	0	0	0	0	0	0	0	0	0
Medicare Title XVIII (b)	0	0	0	0	0	0	0	0	0	0	0	0
Long-Term Care (b)	0	0	0	0	0	0	0	0	0	0	0	0
Federal Employees Health Benefits Plan (b)	0	0	0	0	0	0	0	0	0	0	0	0
Other Health (b)	0	0	0	0	0	0	0	0	0	0	0	0
Workers' Compensation	231,591	532,238	0	31,255	46,468	247,677	705,562	11,975	33,363	138,982	28,199	15,815
Other Liability - Occurrence	5,976,397	5,754,686	0	2,827,599	2,439,653	5,171,253	5,840,618	519,308	382,146	836,651	948,112	248,669
Other Liability - Claims-Made	117,512	107,838	0	55,491	0	58,367	98,272	0	3,929	12,273	18,629	5,056
Excess Workers' Compensation	0	0	0	0	0	0	0	0	0	0	0	0
Products Liability - Occurrence	324,472	336,700	0	123,763	487,304	85,286	194,328	9,315	(56,178)	105,811	54,335	16,317
Products Liability - Claims-Made	0	0	0	0	0	0	0	0	0	0	0	0
Private Passenger Auto No-Fault (Personal Injury Protection)	0	0	0	0	0	0	0	0	0	0	0	0
Other Private Passenger Auto Liability	0	0	0	0	274,600	0	(89,766)	24,292	3,472	(10,634)	0	0
Commercial Auto No-Fault (Personal Injury Protection)	384	950	0	43	0	2,164	3,683	0	182	324	52	12
Other Commercial Auto Liability	14,425,120	13,942,476	0	6,979,903	11,598,916	13,925,699	12,103,347	399,297	874,852	1,579,785	1,739,079	633,566
Private Passenger Auto Physical Damage	0	0	0	0	(56)	0	(848)	0	20	105	0	0
Commercial Auto Physical Damage	4,480,681	4,378,027	0	2,176,601	2,674,395	2,577,103	121,466	7,575	15,169	34,037	536,809	196,554
Aircraft (all perils)	0	0	0	0	0	0	0	0	0	0	0	0
Fidelity	16,403	18,143	0	6,924	0	730	2,481	0	664	1,646	2,836	825
Surety	0	111	0	0	0	1	(536)	2,160	235	(2,746)	0	0
Burglary and Theft	13,704	13,076	0	6,586	25,000	25,599	1,245	0	328	790	2,163	601
Boiler and Machinery	90,392	89,713	0	44,795	70,193	412,351	350,328	1,300	9,291	10,704	14,282	3,963
Credit	0	0	0	0	0	0	0	0	0	0	0	0
International	0	0	0	0	0	0	0	0	0	0	0	0
Warranty	0	0	0	0	0	0	0	0	0	0	0	0
Reins nonproportional assumed property	XXX	XXX	XXX	XXX	XXX	XXX	XXX	XXX	XXX	XXX	XXX	XXX
Reins nonproportional assumed liability	XXX	XXX	XXX	XXX	XXX	XXX	XXX	XXX	XXX	XXX	XXX	XXX
Reins nonproportional assumed financial lines	XXX	XXX	XXX	XXX	XXX	XXX	XXX	XXX	XXX	XXX	XXX	XXX
Aggregate Write-Ins for Other Lines of Business	0	0	0	0	0	0	0	0	0	0	0	0
Total (a)	40,395,838	38,970,363	0	19,709,322	23,582,941	28,727,437	24,654,753	1,163,715	1,557,086	3,162,602	5,667,335	1,753,975
DETAILS OF WRITE-INS												

(a) Finance and service charges not included in Lines 1 to 35 \$ 44,089  
(b) For health business on indicated lines report: Number of persons insured under PPO managed care products 0 and number of persons insured under indemnity only products 0



ANNUAL STATEMENT FOR THE YEAR 2023 OF THE STATE AUTOMOBILE MUTUAL INSURANCE COMPANY

EXHIBIT OF PREMIUMS AND LOSSES (Statutory Page 14)

NAIC Group Code 0111		BUSINESS IN THE STATE OF Hawaii		DURING THE YEAR 2023							NAIC Company Code 25135	
Line of Business	Gross Premiums, Including Policy and Membership Fees, Less Return Premiums and Premiums on Policies not Taken		3 Dividends Paid or Credited to Policyholders on Direct Business	4 Direct Unearned Premium Reserves	5 Direct Losses Paid (deducting salvage)	6 Direct Losses Incurred	7 Direct Losses Unpaid	8 Direct Defense and Cost Containment Expense Paid	9 Direct Defense and Cost Containment Expense Incurred	10 Direct Defense and Cost Containment Expense Unpaid	11 Commissions and Brokerage Expenses	12 Taxes, Licenses and Fees
	1 Direct Premiums Written	2 Direct Premiums Earned										
Fire	0	0	0	0	0	0	0	0	0	0	0	0
Allied Lines	0	0	0	0	0	0	0	0	0	0	0	0
Multiple Peril Crop	0	0	0	0	0	0	0	0	0	0	0	0
Federal Flood	0	0	0	0	0	0	0	0	0	0	0	0
Private Crop	0	0	0	0	0	0	0	0	0	0	0	0
Private Flood	0	0	0	0	0	0	0	0	0	0	0	0
Farmowners Multiple Peril	0	0	0	0	0	0	0	0	0	0	0	0
Homeowners Multiple Peril	0	0	0	0	0	0	0	0	0	0	0	0
Commercial Multiple Peril (Non-Liability Portion)	0	0	0	0	0	0	0	0	0	0	0	0
Commercial Multiple Peril (Liability Portion)	0	0	0	0	0	0	0	0	0	0	0	0
Mortgage Guaranty	0	0	0	0	0	0	0	0	0	0	0	0
Ocean Marine	0	0	0	0	0	0	0	0	0	0	0	0
Inland Marine	0	0	0	0	0	0	0	0	0	0	0	0
Financial Guaranty	0	0	0	0	0	0	0	0	0	0	0	0
Medical Professional Liability - Occurrence	0	0	0	0	0	0	0	0	0	0	0	0
Medical Professional Liability - Claims-Made	0	0	0	0	0	0	0	0	0	0	0	0
Earthquake	0	0	0	0	0	0	0	0	0	0	0	0
Comprehensive (hospital and medical) ind (b)	0	0	0	0	0	0	0	0	0	0	0	0
Comprehensive (hospital and medical) group (b)	0	0	0	0	0	0	0	0	0	0	0	0
Credit A&H (Group and Individual)	0	0	0	0	0	0	0	0	0	0	0	0
Vision Only (b)	0	0	0	0	0	0	0	0	0	0	0	0
Dental Only (b)	0	0	0	0	0	0	0	0	0	0	0	0
Disability Income (b)	0	0	0	0	0	0	0	0	0	0	0	0
Medicare Supplement (b)	0	0	0	0	0	0	0	0	0	0	0	0
Medicaid Title XIX (b)	0	0	0	0	0	0	0	0	0	0	0	0
Medicare Title XVIII (b)	0	0	0	0	0	0	0	0	0	0	0	0
Long-Term Care (b)	0	0	0	0	0	0	0	0	0	0	0	0
Federal Employees Health Benefits Plan (b)	0	0	0	0	0	0	0	0	0	0	0	0
Other Health (b)	0	0	0	0	0	0	0	0	0	0	0	0
Workers' Compensation	0	0	0	0	0	0	0	0	0	0	0	0
Other Liability - Occurrence	0	0	0	0	0	0	0	0	0	0	0	0
Other Liability - Claims-Made	0	0	0	0	0	0	0	0	0	0	0	0
Excess Workers' Compensation	0	0	0	0	0	0	0	0	0	0	0	0
Products Liability - Occurrence	0	0	0	0	0	0	0	0	0	0	0	0
Products Liability - Claims-Made	0	0	0	0	0	0	0	0	0	0	0	0
Private Passenger Auto No-Fault (Personal Injury Protection)	0	0	0	0	0	0	0	0	0	0	0	0
Other Private Passenger Auto Liability	0	0	0	0	0	0	0	0	0	0	0	1,630
Commercial Auto No-Fault (Personal Injury Protection)	0	0	0	0	0	0	0	0	0	0	0	0
Other Commercial Auto Liability	0	0	0	0	0	0	0	0	0	0	0	0
Private Passenger Auto Physical Damage	0	0	0	0	0	0	0	0	0	0	0	0
Commercial Auto Physical Damage	0	0	0	0	0	0	0	0	0	0	0	0
Aircraft (all perils)	0	0	0	0	0	0	0	0	0	0	0	0
Fidelity	0	0	0	0	0	0	0	0	0	0	0	0
Surety	0	0	0	0	0	0	0	0	0	0	0	0
Burglary and Theft	0	0	0	0	0	0	0	0	0	0	0	0
Boiler and Machinery	0	0	0	0	0	0	0	0	0	0	0	0
Credit	0	0	0	0	0	0	0	0	0	0	0	0
International	0	0	0	0	0	0	0	0	0	0	0	0
Warranty	0	0	0	0	0	0	0	0	0	0	0	0
Reins nonproportional assumed property	XXX	XXX	XXX	XXX	XXX	XXX	XXX	XXX	XXX	XXX	XXX	XXX
Reins nonproportional assumed liability	XXX	XXX	XXX	XXX	XXX	XXX	XXX	XXX	XXX	XXX	XXX	XXX
Reins nonproportional assumed financial lines	XXX	XXX	XXX	XXX	XXX	XXX	XXX	XXX	XXX	XXX	XXX	XXX
Aggregate Write-Ins for Other Lines of Business	0	0	0	0	0	0	0	0	0	0	0	0
Total (a)	0	0	0	0	0	0	0	0	0	0	0	1,630
DETAILS OF WRITE-INS												
Summary of remaining write-ins for Line 34 from overflow page	0	0	0	0	0	0	0	0	0	0	0	0
Totals (Lines 3401 thru 3403 plus 3498)(Line 34 above)	0	0	0	0	0	0	0	0	0	0	0	0

(a) Finance and service charges not included in Lines 1 to 35 \$ .....0  
(b) For health business on indicated lines report: Number of persons insured under PPO managed care products .....0 and number of persons insured under indemnity only products .....0 .



ANNUAL STATEMENT FOR THE YEAR 2023 OF THE STATE AUTOMOBILE MUTUAL INSURANCE COMPANY

EXHIBIT OF PREMIUMS AND LOSSES (Statutory Page 14)

NAIC Group Code 0111 BUSINESS IN THE STATE OF Idaho DURING THE YEAR 2023 NAIC Company Code 25135

Line of Business		Gross Premiums, Including Policy and Membership Fees, Less Return Premiums and Premiums on Policies not Taken		3	4	5	6	7	8	9	10	11	12
		1	2										
		Direct Premiums Written	Direct Premiums Earned	Dividends Paid or Credited to Policyholders on Direct Business	Direct Unearned Premium Reserves	Direct Losses Paid (deducting salvage)	Direct Losses Incurred	Direct Losses Unpaid	Direct Defense and Cost Containment Expense Paid	Direct Defense and Cost Containment Expense Incurred	Direct Defense and Cost Containment Expense Unpaid	Commissions and Brokerage Expenses	Taxes, Licenses and Fees
1.	Fire .....	0	0	0	0	0	0	0	0	0	0	0	0
2.1	Allied Lines .....	0	0	0	0	0	0	0	0	0	0	0	0
2.2	Multiple Peril Crop .....	0	0	0	0	0	0	0	0	0	0	0	0
2.3	Federal Flood .....	0	0	0	0	0	0	0	0	0	0	0	0
2.4	Private Crop .....	0	0	0	0	0	0	0	0	0	0	0	0
2.5	Private Flood .....	0	0	0	0	0	0	0	0	0	0	0	0
3.	Farmowners Multiple Peril .....	0	0	0	0	0	0	0	0	0	0	0	0
4.	Homeowners Multiple Peril .....	0	0	0	0	0	0	0	0	0	0	0	0
5.1	Commercial Multiple Peril (Non-Liability Portion) .....	0	0	0	0	0	0	0	0	0	0	0	0
5.2	Commercial Multiple Peril (Liability Portion) .....	0	0	0	0	0	0	0	0	0	0	0	0
6.	Mortgage Guaranty .....	0	0	0	0	0	0	0	0	0	0	0	0
8.	Ocean Marine .....	0	0	0	0	0	0	0	0	0	0	0	0
9.	Inland Marine .....	0	0	0	0	0	0	0	0	0	0	0	0
10.	Financial Guaranty .....	0	0	0	0	0	0	0	0	0	0	0	0
11.1	Medical Professional Liability - Occurrence .....	0	0	0	0	0	0	0	0	0	0	0	0
11.2	Medical Professional Liability - Claims-Made .....	0	0	0	0	0	0	0	0	0	0	0	0
12.	Earthquake .....	0	0	0	0	0	0	0	0	0	0	0	0
13.1	Comprehensive (hospital and medical) ind (b) .....	0	0	0	0	0	0	0	0	0	0	0	0
13.2	Comprehensive (hospital and medical) group (b) .....	0	0	0	0	0	0	0	0	0	0	0	0
14.	Credit A&H (Group and Individual) .....	0	0	0	0	0	0	0	0	0	0	0	0
15.1	Vision Only (b).....	0	0	0	0	0	0	0	0	0	0	0	0
15.2	Dental Only (b) .....	0	0	0	0	0	0	0	0	0	0	0	0
15.3	Disability Income (b) .....	0	0	0	0	0	0	0	0	0	0	0	0
15.4	Medicare Supplement (b) .....	0	0	0	0	0	0	0	0	0	0	0	0
15.5	Medicaid Title XIX (b) .....	0	0	0	0	0	0	0	0	0	0	0	0
15.6	Medicare Title XVIII (b).....	0	0	0	0	0	0	0	0	0	0	0	0
15.7	Long-Term Care (b) .....	0	0	0	0	0	0	0	0	0	0	0	0
15.8	Federal Employees Health Benefits Plan (b) .....	0	0	0	0	0	0	0	0	0	0	0	0
15.9	Other Health (b) .....	0	0	0	0	0	0	0	0	0	0	0	0
16.	Workers' Compensation .....	65,860	50,131	0	15,729	838	23,300	22,462	102	3,761	3,659	11,189	396
17.1	Other Liability - Occurrence .....	0	0	0	0	0	(14)	(42)	0	0	(15)	0	0
17.2	Other Liability - Claims-Made .....	0	0	0	0	0	0	0	0	0	0	0	0
17.3	Excess Workers' Compensation .....	0	0	0	0	0	0	0	0	0	0	0	0
18.1	Products Liability - Occurrence .....	0	0	0	0	0	0	0	0	0	0	0	0
18.2	Products Liability - Claims-Made .....	0	0	0	0	0	0	0	0	0	0	0	0
19.1	Private Passenger Auto No-Fault (Personal Injury Protection) .....	0	0	0	0	0	0	0	0	0	0	0	0
19.2	Other Private Passenger Auto Liability .....	0	0	0	0	0	0	0	0	0	0	0	6,186
19.3	Commercial Auto No-Fault (Personal Injury Protection) .....	0	0	0	0	0	0	0	0	0	0	0	0
19.4	Other Commercial Auto Liability .....	0	0	0	0	0	9	35	0	0	10	0	0
21.1	Private Passenger Auto Physical Damage .....	0	0	0	0	0	0	0	0	0	0	0	0
21.2	Commercial Auto Physical Damage .....	0	0	0	0	0	0	0	0	0	0	0	0
22.	Aircraft (all perils) .....	0	0	0	0	0	0	0	0	0	0	0	0
23.	Fidelity .....	0	0	0	0	0	0	0	0	0	0	0	0
24.	Surety .....	0	0	0	0	0	0	0	0	0	0	0	0
26.	Burglary and Theft .....	0	0	0	0	0	0	0	0	0	0	0	0
27.	Boiler and Machinery .....	0	0	0	0	0	0	0	0	0	0	0	0
28.	Credit .....	0	0	0	0	0	0	0	0	0	0	0	0
29.	International .....	0	0	0	0	0	0	0	0	0	0	0	0
30.	Warranty .....	0	0	0	0	0	0	0	0	0	0	0	0
31.	Reins nonproportional assumed property .....	XXX	XXX	XXX	XXX	XXX	XXX	XXX	XXX	XXX	XXX	XXX	XXX
32.	Reins nonproportional assumed liability .....	XXX	XXX	XXX	XXX	XXX	XXX	XXX	XXX	XXX	XXX	XXX	XXX
33.	Reins nonproportional assumed financial lines .....	XXX	XXX	XXX	XXX	XXX	XXX	XXX	XXX	XXX	XXX	XXX	XXX
34.	Aggregate Write-Ins for Other Lines of Business .....	0	0	0	0	0	0	0	0	0	0	0	0
35.	Total (a) .....	65,860	50,131	0	15,729	838	23,295	22,456	102	3,762	3,654	11,189	6,582
DETAILS OF WRITE-INS													
3401.	.....												
3402.	.....												
3403.	.....												
3498.	Summary of remaining write-ins for Line 34 from overflow page .....	0	0	0	0	0	0	0	0	0	0	0	0
3499.	Totals (Lines 3401 thru 3403 plus 3498)(Line 34 above)	0	0	0	0	0	0	0	0	0	0	0	0

(a) Finance and service charges not included in Lines 1 to 35 \$ ..... 17  
(b) For health business on indicated lines report: Number of persons insured under PPO managed care products .....0 and number of persons insured under indemnity only products .....0 .



ANNUAL STATEMENT FOR THE YEAR 2023 OF THE STATE AUTOMOBILE MUTUAL INSURANCE COMPANY

EXHIBIT OF PREMIUMS AND LOSSES (Statutory Page 14)

NAIC Group Code 0111		BUSINESS IN THE STATE OF Illinois		DURING THE YEAR 2023								NAIC Company Code 25135	
Line of Business		Gross Premiums, Including Policy and Membership Fees, Less Return Premiums and Premiums on Policies not Taken		3	4	5	6	7	8	9	10	11	12
		1	2										
		Direct Premiums Written	Direct Premiums Earned	Dividends Paid or Credited to Policyholders on Direct Business	Direct Unearned Premium Reserves	Direct Losses Paid (deducting salvage)	Direct Losses Incurred	Direct Losses Unpaid	Direct Defense and Cost Containment Expense Paid	Direct Defense and Cost Containment Expense Incurred	Direct Defense and Cost Containment Expense Unpaid	Commissions and Brokerage Expenses	Taxes, Licenses and Fees
1.	Fire .....	2,055,372	1,875,016	0	1,019,865	621,788	1,054,986	647,752	1,518	27,458	51,426	188,817	48,731
2.1	Allied Lines .....	1,806,337	1,742,116	0	886,243	1,378,675	586,767	(131,561)	28,097	24,369	12,855	214,533	36,033
2.2	Multiple Peril Crop .....	0	0	0	0	0	0	0	0	0	0	0	0
2.3	Federal Flood .....	0	0	0	0	0	0	0	0	0	0	0	0
2.4	Private Crop .....	0	0	0	0	0	0	0	0	0	0	0	0
2.5	Private Flood .....	0	0	0	0	0	0	0	0	0	0	0	0
3.	Farmowners Multiple Peril .....	3,796,823	3,718,651	0	1,950,976	5,456,380	9,229,555	4,370,162	34,260	52,861	37,213	629,401	72,687
4.	Homeowners Multiple Peril .....	94,053	105,668	0	54,771	54,914	78,265	(14,945)	525	802	952	20,096	2,006
5.1	Commercial Multiple Peril (Non-Liability Portion) .....	3,571,830	3,993,927	0	1,704,154	5,574,068	1,938,796	(339,381)	156,000	57,720	47,075	586,240	64,155
5.2	Commercial Multiple Peril (Liability Portion) .....	1,890,665	1,991,302	0	911,172	1,262,634	801,118	4,225,210	180,252	(22,894)	1,124,124	308,009	32,764
6.	Mortgage Guaranty .....	0	0	0	0	0	0	0	0	0	0	0	0
8.	Ocean Marine .....	0	0	0	0	0	0	0	0	0	0	0	0
9.	Inland Marine .....	295,828	300,711	0	133,878	43,077	48,037	9,113	0	401	1,223	47,445	5,282
10.	Financial Guaranty .....	0	0	0	0	0	0	0	0	0	0	0	0
11.1	Medical Professional Liability - Occurrence .....	0	0	0	0	0	0	0	0	0	0	0	0
11.2	Medical Professional Liability - Claims-Made .....	0	0	0	0	0	0	0	0	0	0	0	0
12.	Earthquake .....	62,782	71,253	0	31,285	0	0	1,678	0	0	285	9,977	1,174
13.1	Comprehensive (hospital and medical) ind (b) .....	0	0	0	0	0	0	0	0	0	0	0	0
13.2	Comprehensive (hospital and medical) group (b) .....	0	0	0	0	0	0	0	0	0	0	0	0
14.	Credit A&H (Group and Individual) .....	0	0	0	0	0	0	0	0	0	0	0	0
15.1	Vision Only (b) .....	0	0	0	0	0	0	0	0	0	0	0	0
15.2	Dental Only (b) .....	0	0	0	0	0	0	0	0	0	0	0	0
15.3	Disability Income (b) .....	0	0	0	0	0	0	0	0	0	0	0	0
15.4	Medicare Supplement (b) .....	0	0	0	0	0	0	0	0	0	0	0	0
15.5	Medicaid Title XIX (b) .....	0	0	0	0	0	0	0	0	0	0	0	0
15.6	Medicare Title XVIII (b) .....	0	0	0	0	0	0	0	0	0	0	0	0
15.7	Long-Term Care (b) .....	0	0	0	0	0	0	0	0	0	0	0	0
15.8	Federal Employees Health Benefits Plan (b) .....	0	0	0	0	0	0	0	0	0	0	0	0
15.9	Other Health (b) .....	0	0	0	0	0	0	0	0	0	0	0	0
16.	Workers' Compensation .....	649,542	845,094	10,680	227,697	1,009,110	616,908	6,993,380	46,897	18,788	403,621	78,878	6,339
17.1	Other Liability - Occurrence .....	4,201,804	4,021,573	0	1,699,596	2,113,356	3,505,051	4,139,599	224,753	257,725	697,629	632,847	66,938
17.2	Other Liability - Claims-Made .....	72,422	71,298	0	27,835	0	39,677	72,116	0	4,888	11,671	11,490	1,147
17.3	Excess Workers' Compensation .....	0	0	0	0	0	0	0	0	0	0	0	0
18.1	Products Liability - Occurrence .....	1,500	5,209	0	(239)	0	1,319	16,907	7,766	521	(892)	195	51
18.2	Products Liability - Claims-Made .....	0	0	0	0	0	0	0	0	0	0	0	0
19.1	Private Passenger Auto No-Fault (Personal Injury Protection) .....	0	0	0	0	0	0	0	0	0	0	0	0
19.2	Other Private Passenger Auto Liability .....	21,651	24,097	0	5,124	49,555	20,574	67,189	545	1,077	13,780	4,090	352
19.3	Commercial Auto No-Fault (Personal Injury Protection) .....	6,885	6,918	0	3,755	0	11,292	16,880	0	1,251	1,670	696	73
19.4	Other Commercial Auto Liability .....	7,096,375	6,878,850	0	3,488,325	4,189,131	7,002,095	9,356,710	65,737	436,333	1,164,357	836,491	111,519
21.1	Private Passenger Auto Physical Damage .....	27,537	30,364	0	6,857	21,776	12,260	(4,236)	831	(255)	5,445	255	493
21.2	Commercial Auto Physical Damage .....	2,802,674	2,746,821	0	1,386,413	1,925,567	1,888,464	422,346	2,129	3,333	16,567	330,066	46,589
22.	Aircraft (all perils) .....	0	0	0	0	0	0	0	0	0	0	0	0
23.	Fidelity .....	5,336	5,474	0	2,548	0	246	484	0	178	327	753	104
24.	Surety .....	0	0	0	0	0	0	(744)	0	(470)	870	0	0
26.	Burglary and Theft .....	11,713	12,002	0	5,669	(20,000)	527	21,135	0	286	741	1,644	208
27.	Boiler and Machinery .....	98,805	101,083	0	47,290	118,907	97,348	(13,922)	0	2,947	5,556	13,620	1,758
28.	Credit .....	0	0	0	0	0	0	0	0	0	0	0	0
29.	International .....	0	0	0	0	0	0	0	0	0	0	0	0
30.	Warranty .....	0	0	0	0	0	0	0	0	0	0	0	0
31.	Reins nonproportional assumed property .....	XXX	XXX	XXX	XXX	XXX	XXX	XXX	XXX	XXX	XXX	XXX	XXX
32.	Reins nonproportional assumed liability .....	XXX	XXX	XXX	XXX	XXX	XXX	XXX	XXX	XXX	XXX	XXX	XXX
33.	Reins nonproportional assumed financial lines .....	XXX	XXX	XXX	XXX	XXX	XXX	XXX	XXX	XXX	XXX	XXX	XXX
34.	Aggregate Write-Ins for Other Lines of Business .....	0	0	0	0	0	0	0	0	0	0	0	0
35.	Total (a) .....	28,569,932	28,547,427	10,680	13,593,214	23,798,937	26,933,286	29,855,871	749,727	868,404	3,590,796	3,920,736	498,403
DETAILS OF WRITE-INS													
3401.	.....												
3402.	.....												
3403.	.....												
3498.	Summary of remaining write-ins for Line 34 from overflow page .....	0	0	0	0	0	0	0	0	0	0	0	0
3499.	Totals (Lines 3401 thru 3403 plus 3498)(Line 34 above) .....	0	0	0	0	0	0	0	0	0	0	0	0

(a) Finance and service charges not included in Lines 1 to 35 \$ 25,386  
(b) For health business on indicated lines report: Number of persons insured under PPO managed care products 0 and number of persons insured under indemnity only products 0



ANNUAL STATEMENT FOR THE YEAR 2023 OF THE STATE AUTOMOBILE MUTUAL INSURANCE COMPANY

EXHIBIT OF PREMIUMS AND LOSSES (Statutory Page 14)

NAIC Group Code 0111		BUSINESS IN THE STATE OF Indiana		DURING THE YEAR 2023								NAIC Company Code 25135	
Line of Business		Gross Premiums, Including Policy and Membership Fees, Less Return Premiums and Premiums on Policies not Taken		3	4	5	6	7	8	9	10	11	12
		1	2										
		Direct Premiums Written	Direct Premiums Earned	Dividends Paid or Credited to Policyholders on Direct Business	Direct Unearned Premium Reserves	Direct Losses Paid (deducting salvage)	Direct Losses Incurred	Direct Losses Unpaid	Direct Defense and Cost Containment Expense Paid	Direct Defense and Cost Containment Expense Incurred	Direct Defense and Cost Containment Expense Unpaid	Commissions and Brokerage Expenses	Taxes, Licenses and Fees
1.	Fire .....	3,383,890	2,937,293	0	1,740,469	1,267,299	2,717,022	1,365,214	8,933	46,371	90,618	501,802	67,011
2.1	Allied Lines .....	2,337,660	2,006,980	0	1,198,294	918,806	1,020,136	421,132	11,412	6,640	23,601	337,591	31,356
2.2	Multiple Peril Crop .....	0	0	0	0	0	0	0	0	0	0	0	0
2.3	Federal Flood .....	0	0	0	0	0	0	0	0	0	0	0	0
2.4	Private Crop .....	0	0	0	0	0	0	0	0	0	0	0	0
2.5	Private Flood .....	0	0	0	0	0	0	0	0	0	0	0	0
3.	Farmowners Multiple Peril .....	5,025,997	4,896,458	0	2,343,623	2,728,758	3,666,192	1,765,958	18,249	44,351	74,666	803,626	89,287
4.	Homeowners Multiple Peril .....	1,689,761	1,718,400	0	877,965	1,041,464	1,025,767	(111,931)	1,598	5,232	24,165	385,149	25,805
5.1	Commercial Multiple Peril (Non-Liability Portion) .....	1,364,431	1,480,269	0	726,399	584,586	(508,996)	342,745	67,697	13,314	1,911	225,891	25,763
5.2	Commercial Multiple Peril (Liability Portion) .....	839,326	862,879	0	405,874	1,111,258	(249,870)	4,238,693	121,325	(244,929)	1,548,310	139,813	14,749
6.	Mortgage Guaranty .....	0	0	0	0	0	0	0	0	0	0	0	0
8.	Ocean Marine .....	0	0	0	0	0	0	0	0	0	0	0	0
9.	Inland Marine .....	609,530	402,614	0	345,929	61,395	83,456	26,337	0	780	1,572	90,472	7,205
10.	Financial Guaranty .....	0	0	0	0	0	0	0	0	0	0	0	0
11.1	Medical Professional Liability - Occurrence .....	0	0	0	0	0	0	0	0	0	0	0	0
11.2	Medical Professional Liability - Claims-Made .....	0	0	0	0	0	0	0	0	0	0	0	0
12.	Earthquake .....	150,091	156,486	0	76,079	0	0	4,140	0	0	790	27,021	2,246
13.1	Comprehensive (hospital and medical) ind (b) .....	0	0	0	0	0	0	0	0	0	0	0	0
13.2	Comprehensive (hospital and medical) group (b) .....	0	0	0	0	0	0	0	0	0	0	0	0
14.	Credit A&H (Group and Individual) .....	0	0	0	0	0	0	0	0	0	0	0	0
15.1	Vision Only (b).....	0	0	0	0	0	0	0	0	0	0	0	0
15.2	Dental Only (b) .....	0	0	0	0	0	0	0	0	0	0	0	0
15.3	Disability Income (b) .....	0	0	0	0	0	0	0	0	0	0	0	0
15.4	Medicare Supplement (b) .....	0	0	0	0	0	0	0	0	0	0	0	0
15.5	Medicaid Title XIX (b) .....	0	0	0	0	0	0	0	0	0	0	0	0
15.6	Medicare Title XVIII (b).....	0	0	0	0	0	0	0	0	0	0	0	0
15.7	Long-Term Care (b) .....	0	0	0	0	0	0	0	0	0	0	0	0
15.8	Federal Employees Health Benefits Plan (b) .....	0	0	0	0	0	0	0	0	0	0	0	0
15.9	Other Health (b) .....	0	0	0	0	0	0	0	0	0	0	0	0
16.	Workers' Compensation .....	1,014,670	1,097,053	0	487,236	270,544	521,225	1,671,576	32,318	184,709	301,428	111,069	23,471
17.1	Other Liability - Occurrence .....	3,983,661	3,575,046	0	1,659,014	547,724	2,520,940	3,052,999	45,723	209,492	980,310	584,786	52,337
17.2	Other Liability - Claims-Made .....	62,708	57,531	0	30,770	0	32,016	59,023	0	3,944	9,591	9,159	865
17.3	Excess Workers' Compensation .....	0	0	0	0	0	0	0	0	0	0	0	0
18.1	Products Liability - Occurrence .....	17,999	17,474	0	6,390	0	4,426	27,921	0	485	8,255	3,113	214
18.2	Products Liability - Claims-Made .....	0	0	0	0	0	0	0	0	0	0	0	0
19.1	Private Passenger Auto No-Fault (Personal Injury Protection) .....	0	0	0	0	0	0	0	0	0	0	0	0
19.2	Other Private Passenger Auto Liability .....	865,161	897,560	0	199,739	214,440	918,229	1,849,374	65,094	43,688	85,036	175,122	12,133
19.3	Commercial Auto No-Fault (Personal Injury Protection) .....	0	15,850	0	20,477	0	18,178	21,567	0	2,774	3,025	2,389	299
19.4	Other Commercial Auto Liability .....	4,186,065	3,811,722	0	1,693,897	1,672,130	4,006,404	5,315,220	64,831	227,529	555,335	543,763	59,729
21.1	Private Passenger Auto Physical Damage .....	1,081,956	1,109,307	0	253,651	413,181	425,427	51,009	0	1,647	5,589	219,233	15,079
21.2	Commercial Auto Physical Damage .....	2,152,918	1,931,942	0	938,502	977,426	1,054,392	268,081	75	6,666	12,441	288,739	30,212
22.	Aircraft (all perils) .....	0	0	0	0	0	0	0	0	0	0	0	0
23.	Fidelity .....	8,324	8,317	0	3,185	0	339	1,217	0	235	395	1,329	123
24.	Surety .....	0	15	0	0	0	0	68	0	(187)	347	0	0
26.	Burglary and Theft .....	21,504	20,405	0	10,412	0	925	10,750	0	499	1,213	3,161	322
27.	Boiler and Machinery .....	150,152	147,818	0	68,344	65,052	71,496	17,232	0	4,344	8,336	22,956	2,204
28.	Credit .....	0	0	0	0	0	0	0	0	0	0	0	0
29.	International .....	0	0	0	0	0	0	0	0	0	0	0	0
30.	Warranty .....	0	0	0	0	0	0	0	0	0	0	0	0
31.	Reins nonproportional assumed property .....	XXX	XXX	XXX	XXX	XXX	XXX	XXX	XXX	XXX	XXX	XXX	XXX
32.	Reins nonproportional assumed liability .....	XXX	XXX	XXX	XXX	XXX	XXX	XXX	XXX	XXX	XXX	XXX	XXX
33.	Reins nonproportional assumed financial lines .....	XXX	XXX	XXX	XXX	XXX	XXX	XXX	XXX	XXX	XXX	XXX	XXX
34.	Aggregate Write-Ins for Other Lines of Business .....	0	0	0	0	0	0	0	0	0	0	0	0
35.	Total (a) .....	28,966,281	27,151,418	0	13,070,990	11,874,061	17,327,704	20,398,323	437,254	557,583	3,736,934	4,476,182	460,409
DETAILS OF WRITE-INS													
3401.	.....												
3402.	.....												
3403.	.....												
3498.	Summary of remaining write-ins for Line 34 from overflow page .....	0	0	0	0	0	0	0	0	0	0	0	0
3499.	Totals (Lines 3401 thru 3403 plus 3498)(Line 34 above) .....	0	0	0	0	0	0	0	0	0	0	0	0

(a) Finance and service charges not included in Lines 1 to 35 \$ 41,547  
(b) For health business on indicated lines report: Number of persons insured under PPO managed care products 0 and number of persons insured under indemnity only products 0





ANNUAL STATEMENT FOR THE YEAR 2023 OF THE STATE AUTOMOBILE MUTUAL INSURANCE COMPANY

EXHIBIT OF PREMIUMS AND LOSSES (Statutory Page 14)

NAIC Group Code 0111		BUSINESS IN THE STATE OF Iowa		DURING THE YEAR 2023								NAIC Company Code 25135	
Line of Business		Gross Premiums, Including Policy and Membership Fees, Less Return Premiums and Premiums on Policies not Taken		3	4	5	6	7	8	9	10	11	12
		1	2										
		Direct Premiums Written	Direct Premiums Earned	Dividends Paid or Credited to Policyholders on Direct Business	Direct Unearned Premium Reserves	Direct Losses Paid (deducting salvage)	Direct Losses Incurred	Direct Losses Unpaid	Direct Defense and Cost Containment Expense Paid	Direct Defense and Cost Containment Expense Incurred	Direct Defense and Cost Containment Expense Unpaid	Commissions and Brokerage Expenses	Taxes, Licenses and Fees
1.	Fire .....	416,468	414,869	0	139,209	0	34,350	65,010	0	4,984	9,582	65,738	5,614
2.1	Allied Lines .....	546,768	544,349	0	206,804	239,319	103,331	(100,268)	7,740	10,051	4,570	87,576	7,386
2.2	Multiple Peril Crop .....	0	0	0	0	0	0	0	0	0	0	0	0
2.3	Federal Flood .....	0	0	0	0	0	0	0	0	0	0	0	0
2.4	Private Crop .....	0	0	0	0	0	0	0	0	0	0	0	0
2.5	Private Flood .....	0	0	0	0	0	0	0	0	0	0	0	0
3.	Farmowners Multiple Peril .....	5,803,559	4,527,567	0	3,149,372	2,309,509	2,224,021	1,134,054	21,027	33,944	37,902	947,498	106,542
4.	Homeowners Multiple Peril .....	24,098	25,312	0	15,865	400	2,486	6,732	0	109	466	4,940	359
5.1	Commercial Multiple Peril (Non-Liability Portion) .....	111,031	338,929	0	54,350	567,247	150,243	698,312	6,175	(14,082)	(1,127)	18,672	3,917
5.2	Commercial Multiple Peril (Liability Portion) .....	72,170	171,141	0	36,573	50,534	101,405	195,711	8,474	14,160	86,016	11,909	2,128
6.	Mortgage Guaranty .....	0	0	0	0	0	0	0	0	0	0	0	0
8.	Ocean Marine .....	0	0	0	0	0	0	0	0	0	0	0	0
9.	Inland Marine .....	73,134	74,132	0	30,403	7,065	8,328	2,155	0	104	290	13,789	1,322
10.	Financial Guaranty .....	0	0	0	0	0	0	0	0	0	0	0	0
11.1	Medical Professional Liability - Occurrence .....	0	0	0	0	0	0	0	0	0	0	0	0
11.2	Medical Professional Liability - Claims-Made .....	0	0	0	0	0	0	0	0	0	0	0	0
12.	Earthquake .....	10,430	10,349	0	3,476	0	0	147	0	0	24	1,825	111
13.1	Comprehensive (hospital and medical) ind (b) .....	0	0	0	0	0	0	0	0	0	0	0	0
13.2	Comprehensive (hospital and medical) group (b) .....	0	0	0	0	0	0	0	0	0	0	0	0
14.	Credit A&H (Group and Individual) .....	0	0	0	0	0	0	0	0	0	0	0	0
15.1	Vision Only (b) .....	0	0	0	0	0	0	0	0	0	0	0	0
15.2	Dental Only (b) .....	0	0	0	0	0	0	0	0	0	0	0	0
15.3	Disability Income (b) .....	0	0	0	0	0	0	0	0	0	0	0	0
15.4	Medicare Supplement (b) .....	0	0	0	0	0	0	0	0	0	0	0	0
15.5	Medicaid Title XIX (b) .....	0	0	0	0	0	0	0	0	0	0	0	0
15.6	Medicare Title XVIII (b) .....	0	0	0	0	0	0	0	0	0	0	0	0
15.7	Long-Term Care (b) .....	0	0	0	0	0	0	0	0	0	0	0	0
15.8	Federal Employees Health Benefits Plan (b) .....	0	0	0	0	0	0	0	0	0	0	0	0
15.9	Other Health (b) .....	0	0	0	0	0	0	0	0	0	0	0	0
16.	Workers' Compensation .....	121,661	133,199	56,975	37,284	51,994	84,812	1,041,989	13,223	5,168	35,470	13,550	3,092
17.1	Other Liability - Occurrence .....	898,563	852,764	0	351,059	77,910	710,985	980,039	11,292	54,734	148,526	143,529	12,876
17.2	Other Liability - Claims-Made .....	13,776	14,191	0	5,070	0	7,897	5,735	0	973	2,403	2,221	202
17.3	Excess Workers' Compensation .....	0	0	0	0	0	0	0	0	0	0	0	0
18.1	Products Liability - Occurrence .....	1	1	0	(7)	0	0	369	0	(1)	156	0	0
18.2	Products Liability - Claims-Made .....	0	0	0	0	0	0	0	0	0	0	0	0
19.1	Private Passenger Auto No-Fault (Personal Injury Protection) .....	0	0	0	0	0	0	0	0	0	0	0	0
19.2	Other Private Passenger Auto Liability .....	0	0	0	0	0	0	(40)	0	1	12	0	0
19.3	Commercial Auto No-Fault (Personal Injury Protection) .....	1,685	1,123	0	838	0	2,267	3,724	0	198	316	233	19
19.4	Other Commercial Auto Liability .....	1,179,260	985,084	0	637,939	330,153	1,036,481	1,332,629	4,055	56,364	129,805	149,430	18,610
21.1	Private Passenger Auto Physical Damage .....	0	0	0	0	0	0	(92)	0	1	4	0	0
21.2	Commercial Auto Physical Damage .....	923,731	798,652	0	460,701	1,115,285	611,550	(357,413)	2,798	5,605	6,995	121,141	15,625
22.	Aircraft (all perils) .....	0	0	0	0	0	0	0	0	0	0	0	0
23.	Fidelity .....	1,304	1,422	0	528	0	57	137	0	51	123	212	18
24.	Surety .....	0	0	0	0	0	0	(51)	0	(32)	60	0	0
26.	Burglary and Theft .....	3,571	3,580	0	1,381	0	155	308	0	86	194	564	61
27.	Boiler and Machinery .....	39,258	40,713	0	15,249	43,774	45,543	4,733	0	1,175	2,221	6,393	503
28.	Credit .....	0	0	0	0	0	0	0	0	0	0	0	0
29.	International .....	0	0	0	0	0	0	0	0	0	0	0	0
30.	Warranty .....	0	0	0	0	0	0	0	0	0	0	0	0
31.	Reins nonproportional assumed property .....	XXX	XXX	XXX	XXX	XXX	XXX	XXX	XXX	XXX	XXX	XXX	XXX
32.	Reins nonproportional assumed liability .....	XXX	XXX	XXX	XXX	XXX	XXX	XXX	XXX	XXX	XXX	XXX	XXX
33.	Reins nonproportional assumed financial lines .....	XXX	XXX	XXX	XXX	XXX	XXX	XXX	XXX	XXX	XXX	XXX	XXX
34.	Aggregate Write-Ins for Other Lines of Business .....	0	0	0	0	0	0	0	0	0	0	0	0
35.	Total (a) .....	10,240,468	8,937,357	56,975	5,146,093	4,793,190	5,123,913	5,013,919	74,783	173,593	464,008	1,589,219	178,385
DETAILS OF WRITE-INS													
3401.	.....												
3402.	.....												
3403.	.....												
3498.	Summary of remaining write-ins for Line 34 from overflow page .....	0	0	0	0	0	0	0	0	0	0	0	0
3499.	Totals (Lines 3401 thru 3403 plus 3498)(Line 34 above) .....	0	0	0	0	0	0	0	0	0	0	0	0

(a) Finance and service charges not included in Lines 1 to 35 \$ 16,053  
(b) For health business on indicated lines report: Number of persons insured under PPO managed care products 0 and number of persons insured under indemnity only products 0



ANNUAL STATEMENT FOR THE YEAR 2023 OF THE STATE AUTOMOBILE MUTUAL INSURANCE COMPANY

EXHIBIT OF PREMIUMS AND LOSSES (Statutory Page 14)

NAIC Group Code 0111		BUSINESS IN THE STATE OF Kansas		DURING THE YEAR 2023								NAIC Company Code 25135	
Line of Business		Gross Premiums, Including Policy and Membership Fees, Less Return Premiums and Premiums on Policies not Taken		3	4	5	6	7	8	9	10	11	12
		1	2										
		Direct Premiums Written	Direct Premiums Earned	Dividends Paid or Credited to Policyholders on Direct Business	Direct Unearned Premium Reserves	Direct Losses Paid (deducting salvage)	Direct Losses Incurred	Direct Losses Unpaid	Direct Defense and Cost Containment Expense Paid	Direct Defense and Cost Containment Expense Incurred	Direct Defense and Cost Containment Expense Unpaid	Commissions and Brokerage Expenses	Taxes, Licenses and Fees
1.	Fire .....	845,430	643,735	0	447,612	719,896	1,240,142	558,088	3,592	13,651	15,570	133,833	35,641
2.1	Allied Lines .....	1,146,379	902,289	0	546,393	1,064,369	1,452,712	413,996	20,438	12,293	(5,785)	179,077	28,119
2.2	Multiple Peril Crop .....	0	0	0	0	0	0	0	0	0	0	0	0
2.3	Federal Flood .....	0	0	0	0	0	0	0	0	0	0	0	0
2.4	Private Crop .....	0	0	0	0	0	0	0	0	0	0	0	0
2.5	Private Flood .....	0	0	0	0	0	0	0	0	0	0	0	0
3.	Farmowners Multiple Peril .....	7,721,842	7,497,088	0	3,846,969	4,015,701	3,870,832	881,692	67,168	71,512	59,311	1,235,122	240,491
4.	Homeowners Multiple Peril .....	15,362,236	16,406,081	0	8,219,163	12,231,383	14,579,724	5,391,278	185,018	162,372	114,294	2,750,441	425,651
5.1	Commercial Multiple Peril (Non-Liability Portion) .....	3,178,927	3,099,527	0	1,560,643	2,956,682	3,701,544	558,882	54,666	40,987	27,582	502,669	87,678
5.2	Commercial Multiple Peril (Liability Portion) .....	1,048,668	1,076,974	0	503,290	239,663	638,554	961,933	110,864	93,884	220,268	168,118	30,210
6.	Mortgage Guaranty .....	0	0	0	0	0	0	0	0	0	0	0	0
8.	Ocean Marine .....	0	0	0	0	0	0	0	0	0	0	0	0
9.	Inland Marine .....	150,907	158,935	0	66,966	134,661	116,148	(16,008)	0	203	662	24,166	5,314
10.	Financial Guaranty .....	0	0	0	0	0	0	0	0	0	0	0	0
11.1	Medical Professional Liability - Occurrence .....	0	0	0	0	0	0	0	0	0	0	0	0
11.2	Medical Professional Liability - Claims-Made .....	0	0	0	0	0	0	0	0	0	0	0	0
12.	Earthquake .....	52,886	57,595	0	24,901	0	0	1,099	0	0	191	9,192	1,260
13.1	Comprehensive (hospital and medical) ind (b) .....	0	0	0	0	0	0	0	0	0	0	0	0
13.2	Comprehensive (hospital and medical) group (b) .....	0	0	0	0	0	0	0	0	0	0	0	0
14.	Credit A&H (Group and Individual) .....	0	0	0	0	0	0	0	0	0	0	0	0
15.1	Vision Only (b) .....	0	0	0	0	0	0	0	0	0	0	0	0
15.2	Dental Only (b) .....	0	0	0	0	0	0	0	0	0	0	0	0
15.3	Disability Income (b) .....	0	0	0	0	0	0	0	0	0	0	0	0
15.4	Medicare Supplement (b) .....	0	0	0	0	0	0	0	0	0	0	0	0
15.5	Medicaid Title XIX (b) .....	0	0	0	0	0	0	0	0	0	0	0	0
15.6	Medicare Title XVIII (b) .....	0	0	0	0	0	0	0	0	0	0	0	0
15.7	Long-Term Care (b) .....	0	0	0	0	0	0	0	0	0	0	0	0
15.8	Federal Employees Health Benefits Plan (b) .....	0	0	0	0	0	0	0	0	0	0	0	0
15.9	Other Health (b) .....	0	0	0	0	0	0	0	0	0	0	0	0
16.	Workers' Compensation .....	368,802	391,307	0	139,769	51,902	182,725	513,663	28,659	19,160	70,687	38,069	5,227
17.1	Other Liability - Occurrence .....	968,698	920,006	0	525,312	1,032,763	1,144,102	1,373,688	155,965	51,960	134,591	153,448	31,890
17.2	Other Liability - Claims-Made .....	15,006	14,573	0	7,997	0	8,110	14,240	0	999	2,281	2,328	324
17.3	Excess Workers' Compensation .....	0	0	0	0	0	0	0	0	0	0	0	0
18.1	Products Liability - Occurrence .....	651	638	0	237	0	162	484	0	18	128	95	20
18.2	Products Liability - Claims-Made .....	0	0	0	0	0	0	0	0	0	0	0	0
19.1	Private Passenger Auto No-Fault (Personal Injury Protection) .....	68,878	78,684	0	34,570	85,800	55,486	81,475	2,017	805	35,863	11,393	2,468
19.2	Other Private Passenger Auto Liability .....	536,905	601,292	0	267,095	621,625	529,756	892,779	12,131	8,688	57,046	88,552	14,271
19.3	Commercial Auto No-Fault (Personal Injury Protection) .....	69,187	69,131	0	33,225	85,790	85,790	116,314	5,143	4,910	4,164	10,392	1,831
19.4	Other Commercial Auto Liability .....	2,819,959	2,808,587	0	1,416,368	1,340,672	2,910,995	4,617,576	56,102	148,883	358,664	379,939	70,186
21.1	Private Passenger Auto Physical Damage .....	747,058	821,815	0	373,052	340,086	332,363	(87,120)	10,492	10,581	4,128	123,346	21,117
21.2	Commercial Auto Physical Damage .....	2,369,307	2,387,500	0	1,143,148	1,417,435	1,341,412	(44,290)	20,604	18,994	16,272	345,987	60,969
22.	Aircraft (all perils) .....	0	0	0	0	0	0	0	0	0	0	0	0
23.	Fidelity .....	1,220	1,256	0	524	0	53	115	0	39	71	185	38
24.	Surety .....	0	0	0	0	0	0	(40)	0	(24)	44	0	0
26.	Burglary and Theft .....	4,138	3,672	0	2,083	0	179	200	0	100	200	640	117
27.	Boiler and Machinery .....	88,072	87,592	0	40,308	0	3,852	11,766	0	2,744	5,570	14,456	1,866
28.	Credit .....	0	0	0	0	0	0	0	0	0	0	0	0
29.	International .....	0	0	0	0	0	0	0	0	0	0	0	0
30.	Warranty .....	0	0	0	0	0	0	0	0	0	0	0	0
31.	Reins nonproportional assumed property .....	XXX	XXX	XXX	XXX	XXX	XXX	XXX	XXX	XXX	XXX	XXX	XXX
32.	Reins nonproportional assumed liability .....	XXX	XXX	XXX	XXX	XXX	XXX	XXX	XXX	XXX	XXX	XXX	XXX
33.	Reins nonproportional assumed financial lines .....	XXX	XXX	XXX	XXX	XXX	XXX	XXX	XXX	XXX	XXX	XXX	XXX
34.	Aggregate Write-Ins for Other Lines of Business .....	0	0	0	0	0	0	0	0	0	0	0	0
35.	Total (a) .....	37,565,155	38,028,277	0	19,199,625	26,269,632	32,194,641	16,241,929	732,861	662,759	1,121,802	6,171,449	1,064,686
DETAILS OF WRITE-INS													
3401.	.....												
3402.	.....												
3403.	.....												
3498.	Summary of remaining write-ins for Line 34 from overflow page .....	0	0	0	0	0	0	0	0	0	0	0	0
3499.	Totals (Lines 3401 thru 3403 plus 3498)(Line 34 above) .....	0	0	0	0	0	0	0	0	0	0	0	0

(a) Finance and service charges not included in Lines 1 to 35 \$ 47,207  
(b) For health business on indicated lines report: Number of persons insured under PPO managed care products 0 and number of persons insured under indemnity only products 0



ANNUAL STATEMENT FOR THE YEAR 2023 OF THE STATE AUTOMOBILE MUTUAL INSURANCE COMPANY

EXHIBIT OF PREMIUMS AND LOSSES (Statutory Page 14)

NAIC Group Code 0111 BUSINESS IN THE STATE OF Kentucky DURING THE YEAR 2023 NAIC Company Code 25135

Line of Business		Gross Premiums, Including Policy and Membership Fees, Less Return Premiums and Premiums on Policies not Taken		3  Dividends Paid or Credited to Policyholders on Direct Business	4  Direct Unearned Premium Reserves	5  Direct Losses Paid (deducting salvage)	6  Direct Losses Incurred	7  Direct Losses Unpaid	8  Direct Defense and Cost Containment Expense Paid	9  Direct Defense and Cost Containment Expense Incurred	10  Direct Defense and Cost Containment Expense Unpaid	11  Commissions and Brokerage Expenses	12  Taxes, Licenses and Fees
		1 Direct Premiums Written	2 Direct Premiums Earned										
1.	Fire .....	1,352,131	1,453,339	0	706,512	1,784,247	1,140,092	(221,504)	13,011	11,859	65,210	216,056	34,491
2.1	Allied Lines .....	1,404,197	1,491,353	0	731,687	1,873,203	2,492,321	407,723	15,680	14,292	20,502	230,582	26,078
2.2	Multiple Peril Crop .....	0	0	0	0	0	0	0	0	0	0	0	0
2.3	Federal Flood .....	0	0	0	0	0	0	0	0	0	0	0	0
2.4	Private Crop .....	0	0	0	0	0	0	0	0	0	0	0	0
2.5	Private Flood .....	0	0	0	0	0	0	0	0	0	0	0	0
3.	Farmowners Multiple Peril .....	4,704,770	4,612,928	0	2,330,220	4,000,774	4,623,037	2,006,274	8,115	19,448	57,552	755,759	89,129
4.	Homeowners Multiple Peril .....	1,879,781	1,937,511	0	989,094	1,743,978	2,157,628	866,742	10,334	14,779	24,485	403,331	36,015
5.1	Commercial Multiple Peril (Non-Liability Portion) .....	2,098,707	2,130,280	0	1,021,607	1,828,357	695,090	452,004	73,908	43,495	43,829	339,783	49,573
5.2	Commercial Multiple Peril (Liability Portion) .....	812,951	860,381	0	382,544	102,120	510,709	1,259,704	43,576	52,340	332,440	131,358	19,010
6.	Mortgage Guaranty .....	0	0	0	0	0	0	0	0	0	0	0	0
8.	Ocean Marine .....	0	0	0	0	0	0	0	0	0	0	0	0
9.	Inland Marine .....	349,146	302,096	0	122,023	38,925	42,345	6,738	0	488	1,064	58,653	11,205
10.	Financial Guaranty .....	0	0	0	0	0	0	0	0	0	0	0	0
11.1	Medical Professional Liability - Occurrence .....	0	0	0	0	0	0	0	0	0	0	0	0
11.2	Medical Professional Liability - Claims-Made .....	0	0	0	0	0	0	0	0	0	0	0	0
12.	Earthquake .....	253,099	270,680	0	131,132	0	0	6,105	0	0	1,150	45,573	4,929
13.1	Comprehensive (hospital and medical) ind (b) .....	0	0	0	0	0	0	0	0	0	0	0	0
13.2	Comprehensive (hospital and medical) group (b) .....	0	0	0	0	0	0	0	0	0	0	0	0
14.	Credit A&H (Group and Individual) .....	0	0	0	0	0	0	0	0	0	0	0	0
15.1	Vision Only (b).....	0	0	0	0	0	0	0	0	0	0	0	0
15.2	Dental Only (b) .....	0	0	0	0	0	0	0	0	0	0	0	0
15.3	Disability Income (b) .....	0	0	0	0	0	0	0	0	0	0	0	0
15.4	Medicare Supplement (b) .....	0	0	0	0	0	0	0	0	0	0	0	0
15.5	Medicaid Title XIX (b) .....	0	0	0	0	0	0	0	0	0	0	0	0
15.6	Medicare Title XVIII (b).....	0	0	0	0	0	0	0	0	0	0	0	0
15.7	Long-Term Care (b) .....	0	0	0	0	0	0	0	0	0	0	0	0
15.8	Federal Employees Health Benefits Plan (b) .....	0	0	0	0	0	0	0	0	0	0	0	0
15.9	Other Health (b) .....	182	215	0	98	0	0	2,549	0	0	0	35	3
16.	Workers' Compensation .....	227,584	238,241	0	75,510	87,339	1,411,359	4,346,901	10,763	(45,650)	110,088	22,642	15,140
17.1	Other Liability - Occurrence .....	1,702,853	1,784,587	0	736,876	3,318,412	1,338,591	558	167,747	91,254	356,519	276,793	31,252
17.2	Other Liability - Claims-Made .....	40,047	41,031	0	19,823	0	19,218	37,791	7,519	(19,532)	(8,532)	6,271	773
17.3	Excess Workers' Compensation .....	0	0	0	0	0	0	0	0	0	0	0	0
18.1	Products Liability - Occurrence .....	71,003	70,779	0	15,498	2,148	17,928	75,058	0	2,006	23,611	11,666	2,134
18.2	Products Liability - Claims-Made .....	0	0	0	0	0	0	0	0	0	0	0	0
19.1	Private Passenger Auto No-Fault (Personal Injury Protection) .....	103,081	109,096	0	24,638	67,645	76,861	204,517	2,189	1,875	57,261	21,194	1,880
19.2	Other Private Passenger Auto Liability .....	822,177	843,888	0	198,242	362,029	785,836	1,539,086	11,436	36,658	148,319	167,054	15,057
19.3	Commercial Auto No-Fault (Personal Injury Protection) .....	159,293	167,297	0	73,097	105,532	316,462	466,277	5,106	18,545	25,497	21,681	3,388
19.4	Other Commercial Auto Liability .....	3,903,149	3,930,756	0	1,899,275	2,465,516	4,030,983	5,463,364	127,324	235,288	665,275	509,095	70,656
21.1	Private Passenger Auto Physical Damage .....	509,843	514,010	0	125,363	262,103	233,826	(26,134)	2,142	2,945	2,655	103,878	9,270
21.2	Commercial Auto Physical Damage .....	1,902,507	1,863,264	0	924,500	1,554,254	1,559,432	140,584	3,620	8,594	18,121	249,795	32,474
22.	Aircraft (all perils) .....	0	0	0	0	0	0	0	0	0	0	0	0
23.	Fidelity .....	19,152	20,803	0	10,471	0	817	2,271	0	722	1,740	3,715	284
24.	Surety .....	3,606	9,858	0	259	0	196	18,222	0	(4,483)	8,491	929	44
26.	Burglary and Theft .....	8,654	9,794	0	4,517	0	419	951	0	226	615	1,366	157
27.	Boiler and Machinery .....	71,041	80,649	0	35,056	0	3,293	9,942	0	2,319	4,653	11,343	1,400
28.	Credit .....	0	0	0	0	0	0	0	0	0	0	0	0
29.	International .....	0	0	0	0	0	0	0	0	0	0	0	0
30.	Warranty .....	0	0	0	0	0	0	0	0	0	0	0	0
31.	Reins nonproportional assumed property .....	XXX	XXX	XXX	XXX	XXX	XXX	XXX	XXX	XXX	XXX	XXX	XXX
32.	Reins nonproportional assumed liability .....	XXX	XXX	XXX	XXX	XXX	XXX	XXX	XXX	XXX	XXX	XXX	XXX
33.	Reins nonproportional assumed financial lines .....	XXX	XXX	XXX	XXX	XXX	XXX	XXX	XXX	XXX	XXX	XXX	XXX
34.	Aggregate Write-Ins for Other Lines of Business .....	0	0	0	0	0	0	0	0	0	0	0	0
35.	Total (a) .....	22,398,954	22,742,835	0	10,558,040	19,596,582	21,456,443	17,065,722	502,472	487,470	1,960,543	3,588,552	454,341
DETAILS OF WRITE-INS													
3401.	.....												
3402.	.....												
3403.	.....												
3498.	Summary of remaining write-ins for Line 34 from overflow page .....	0	0	0	0	0	0	0	0	0	0	0	0
3499.	Totals (Lines 3401 thru 3403 plus 3498)(Line 34 above) .....	0	0	0	0	0	0	0	0	0	0	0	0

(a) Finance and service charges not included in Lines 1 to 35 \$ 33,148  
(b) For health business on indicated lines report: Number of persons insured under PPO managed care products 0 and number of persons insured under indemnity only products 0



ANNUAL STATEMENT FOR THE YEAR 2023 OF THE STATE AUTOMOBILE MUTUAL INSURANCE COMPANY

EXHIBIT OF PREMIUMS AND LOSSES (Statutory Page 14)

NAIC Group Code 0111 BUSINESS IN THE STATE OF Louisiana DURING THE YEAR 2023 NAIC Company Code 25135

Line of Business		Gross Premiums, Including Policy and Membership Fees, Less Return Premiums and Premiums on Policies not Taken		3	4	5	6	7	8	9	10	11	12
		1	2										
		Direct Premiums Written	Direct Premiums Earned	Dividends Paid or Credited to Policyholders on Direct Business	Direct Unearned Premium Reserves	Direct Losses Paid (deducting salvage)	Direct Losses Incurred	Direct Losses Unpaid	Direct Defense and Cost Containment Expense Paid	Direct Defense and Cost Containment Expense Incurred	Direct Defense and Cost Containment Expense Unpaid	Commissions and Brokerage Expenses	Taxes, Licenses and Fees
1.	Fire .....	0	0	0	0	0	0	0	0	0	0	0	0
2.1	Allied Lines .....	0	0	0	0	0	0	0	0	0	0	0	0
2.2	Multiple Peril Crop .....	0	0	0	0	0	0	0	0	0	0	0	0
2.3	Federal Flood .....	0	0	0	0	0	0	0	0	0	0	0	0
2.4	Private Crop .....	0	0	0	0	0	0	0	0	0	0	0	0
2.5	Private Flood .....	0	0	0	0	0	0	0	0	0	0	0	0
3.	Farmowners Multiple Peril .....	0	0	0	0	0	0	0	0	0	0	0	0
4.	Homeowners Multiple Peril .....	0	0	0	0	0	0	0	0	0	0	0	0
5.1	Commercial Multiple Peril (Non-Liability Portion) .....	0	0	0	0	0	0	0	0	0	0	0	0
5.2	Commercial Multiple Peril (Liability Portion) .....	0	0	0	0	0	0	0	0	0	0	0	0
6.	Mortgage Guaranty .....	0	0	0	0	0	0	0	0	0	0	0	0
8.	Ocean Marine .....	0	0	0	0	0	0	0	0	0	0	0	0
9.	Inland Marine .....	0	0	0	0	0	0	0	0	0	0	0	0
10.	Financial Guaranty .....	0	0	0	0	0	0	0	0	0	0	0	0
11.1	Medical Professional Liability - Occurrence .....	0	0	0	0	0	0	0	0	0	0	0	0
11.2	Medical Professional Liability - Claims-Made .....	0	0	0	0	0	0	0	0	0	0	0	0
12.	Earthquake .....	0	0	0	0	0	0	0	0	0	0	0	0
13.1	Comprehensive (hospital and medical) ind (b) .....	0	0	0	0	0	0	0	0	0	0	0	0
13.2	Comprehensive (hospital and medical) group (b) .....	0	0	0	0	0	0	0	0	0	0	0	0
14.	Credit A&H (Group and Individual) .....	0	0	0	0	0	0	0	0	0	0	0	0
15.1	Vision Only (b).....	0	0	0	0	0	0	0	0	0	0	0	0
15.2	Dental Only (b) .....	0	0	0	0	0	0	0	0	0	0	0	0
15.3	Disability Income (b) .....	0	0	0	0	0	0	0	0	0	0	0	0
15.4	Medicare Supplement (b) .....	0	0	0	0	0	0	0	0	0	0	0	0
15.5	Medicaid Title XIX (b) .....	0	0	0	0	0	0	0	0	0	0	0	0
15.6	Medicare Title XVIII (b).....	0	0	0	0	0	0	0	0	0	0	0	0
15.7	Long-Term Care (b) .....	0	0	0	0	0	0	0	0	0	0	0	0
15.8	Federal Employees Health Benefits Plan (b) .....	0	0	0	0	0	0	0	0	0	0	0	0
15.9	Other Health (b) .....	0	0	0	0	0	0	0	0	0	0	0	0
16.	Workers' Compensation .....	0	0	0	0	0	0	0	0	0	0	0	0
17.1	Other Liability - Occurrence .....	0	0	0	0	0	0	0	0	0	0	0	0
17.2	Other Liability - Claims-Made .....	0	0	0	0	0	0	0	0	0	0	0	0
17.3	Excess Workers' Compensation .....	0	0	0	0	0	0	0	0	0	0	0	0
18.1	Products Liability - Occurrence .....	0	0	0	0	0	0	0	0	0	0	0	0
18.2	Products Liability - Claims-Made .....	0	0	0	0	0	0	0	0	0	0	0	0
19.1	Private Passenger Auto No-Fault (Personal Injury Protection) .....	0	0	0	0	0	0	0	0	0	0	0	0
19.2	Other Private Passenger Auto Liability .....	0	0	0	0	0	0	0	0	0	0	0	2,673
19.3	Commercial Auto No-Fault (Personal Injury Protection) .....	0	0	0	0	0	0	0	0	0	0	0	0
19.4	Other Commercial Auto Liability .....	0	0	0	0	0	0	0	0	0	0	0	0
21.1	Private Passenger Auto Physical Damage .....	0	0	0	0	0	0	0	0	0	0	0	0
21.2	Commercial Auto Physical Damage .....	0	0	0	0	0	0	0	0	0	0	0	0
22.	Aircraft (all perils) .....	0	0	0	0	0	0	0	0	0	0	0	0
23.	Fidelity .....	0	0	0	0	0	0	0	0	0	0	0	0
24.	Surety .....	0	0	0	0	0	0	(38)	0	(35)	65	0	0
26.	Burglary and Theft .....	0	0	0	0	0	0	0	0	0	0	0	0
27.	Boiler and Machinery .....	0	0	0	0	0	0	0	0	0	0	0	0
28.	Credit .....	0	0	0	0	0	0	0	0	0	0	0	0
29.	International .....	0	0	0	0	0	0	0	0	0	0	0	0
30.	Warranty .....	0	0	0	0	0	0	0	0	0	0	0	0
31.	Reins nonproportional assumed property .....	XXX	XXX	XXX	XXX	XXX	XXX	XXX	XXX	XXX	XXX	XXX	XXX
32.	Reins nonproportional assumed liability .....	XXX	XXX	XXX	XXX	XXX	XXX	XXX	XXX	XXX	XXX	XXX	XXX
33.	Reins nonproportional assumed financial lines .....	XXX	XXX	XXX	XXX	XXX	XXX	XXX	XXX	XXX	XXX	XXX	XXX
34.	Aggregate Write-Ins for Other Lines of Business .....	0	0	0	0	0	0	0	0	0	0	0	0
35.	Total (a) .....	0	0	0	0	0	0	(38)	0	(35)	65	0	2,673
DETAILS OF WRITE-INS													
3401.	.....												
3402.	.....												
3403.	.....												
3498.	Summary of remaining write-ins for Line 34 from overflow page .....	0	0	0	0	0	0	0	0	0	0	0	0
3499.	Totals (Lines 3401 thru 3403 plus 3498)(Line 34 above) .....	0	0	0	0	0	0	0	0	0	0	0	0

(a) Finance and service charges not included in Lines 1 to 35 \$ .....0  
(b) For health business on indicated lines report: Number of persons insured under PPO managed care products .....0 and number of persons insured under indemnity only products .....0 .



ANNUAL STATEMENT FOR THE YEAR 2023 OF THE STATE AUTOMOBILE MUTUAL INSURANCE COMPANY

EXHIBIT OF PREMIUMS AND LOSSES (Statutory Page 14)

NAIC Group Code 0111 BUSINESS IN THE STATE OF Maine DURING THE YEAR 2023 NAIC Company Code 25135

Line of Business	Gross Premiums, Including Policy and Membership Fees, Less Return Premiums and Premiums on Policies not Taken		3	4	5	6	7	8	9	10	11	12
	1	2										
	Direct Premiums Written	Direct Premiums Earned	Dividends Paid or Credited to Policyholders on Direct Business	Direct Unearned Premium Reserves	Direct Losses Paid (deducting salvage)	Direct Losses Incurred	Direct Losses Unpaid	Direct Defense and Cost Containment Expense Paid	Direct Defense and Cost Containment Expense Incurred	Direct Defense and Cost Containment Expense Unpaid	Commissions and Brokerage Expenses	Taxes, Licenses and Fees
1. Fire .....	0	0	0	0	0	0	0	0	0	0	0	0
2.1 Allied Lines .....	0	0	0	0	0	0	0	0	0	0	0	0
2.2 Multiple Peril Crop .....	0	0	0	0	0	0	0	0	0	0	0	0
2.3 Federal Flood .....	0	0	0	0	0	0	0	0	0	0	0	0
2.4. Private Crop .....	0	0	0	0	0	0	0	0	0	0	0	0
2.5 Private Flood .....	0	0	0	0	0	0	0	0	0	0	0	0
3. Farmowners Multiple Peril .....	0	0	0	0	0	0	0	0	0	0	0	0
4. Homeowners Multiple Peril .....	0	0	0	0	0	0	0	0	0	0	0	0
5.1 Commercial Multiple Peril (Non-Liability Portion) .....	0	0	0	0	0	0	0	0	0	0	0	0
5.2 Commercial Multiple Peril (Liability Portion) .....	0	0	0	0	0	0	0	0	0	0	0	0
6. Mortgage Guaranty .....	0	0	0	0	0	0	0	0	0	0	0	0
8. Ocean Marine .....	0	0	0	0	0	0	0	0	0	0	0	0
9. Inland Marine .....	0	0	0	0	0	0	0	0	0	0	0	0
10. Financial Guaranty .....	0	0	0	0	0	0	0	0	0	0	0	0
11.1 Medical Professional Liability - Occurrence .....	0	0	0	0	0	0	0	0	0	0	0	0
11.2 Medical Professional Liability - Claims-Made .....	0	0	0	0	0	0	0	0	0	0	0	0
12. Earthquake .....	0	0	0	0	0	0	0	0	0	0	0	0
13.1 Comprehensive (hospital and medical) ind (b) .....	0	0	0	0	0	0	0	0	0	0	0	0
13.2 Comprehensive (hospital and medical) group (b) .....	0	0	0	0	0	0	0	0	0	0	0	0
14. Credit A&H (Group and Individual) .....	0	0	0	0	0	0	0	0	0	0	0	0
15.1 Vision Only (b).....	0	0	0	0	0	0	0	0	0	0	0	0
15.2 Dental Only (b) .....	0	0	0	0	0	0	0	0	0	0	0	0
15.3 Disability Income (b) .....	0	0	0	0	0	0	0	0	0	0	0	0
15.4 Medicare Supplement (b) .....	0	0	0	0	0	0	0	0	0	0	0	0
15.5 Medicaid Title XIX (b) .....	0	0	0	0	0	0	0	0	0	0	0	0
15.6 Medicare Title XVIII (b).....	0	0	0	0	0	0	0	0	0	0	0	0
15.7 Long-Term Care (b) .....	0	0	0	0	0	0	0	0	0	0	0	0
15.8 Federal Employees Health Benefits Plan (b) .....	0	0	0	0	0	0	0	0	0	0	0	0
15.9 Other Health (b) .....	0	0	0	0	0	0	0	0	0	0	0	0
16. Workers' Compensation .....	0	0	0	0	0	0	0	0	0	0	0	0
17.1 Other Liability - Occurrence .....	0	0	0	0	0	0	0	0	0	0	0	0
17.2 Other Liability - Claims-Made .....	0	0	0	0	0	0	0	0	0	0	0	0
17.3 Excess Workers' Compensation .....	0	0	0	0	0	0	0	0	0	0	0	0
18.1 Products Liability - Occurrence .....	0	0	0	0	0	0	0	0	0	0	0	0
18.2 Products Liability - Claims-Made .....	0	0	0	0	0	0	0	0	0	0	0	0
19.1 Private Passenger Auto No-Fault (Personal Injury Protection) .....	0	0	0	0	0	0	0	0	0	0	0	0
19.2 Other Private Passenger Auto Liability .....	0	0	0	0	0	0	0	0	0	0	0	250
19.3 Commercial Auto No-Fault (Personal Injury Protection) .....	0	0	0	0	0	0	0	0	0	0	0	0
19.4 Other Commercial Auto Liability .....	0	0	0	0	0	0	0	0	0	0	0	0
21.1 Private Passenger Auto Physical Damage .....	0	0	0	0	0	0	0	0	0	0	0	0
21.2 Commercial Auto Physical Damage .....	0	0	0	0	0	0	0	0	0	0	0	0
22. Aircraft (all perils) .....	0	0	0	0	0	0	0	0	0	0	0	0
23. Fidelity .....	0	0	0	0	0	0	0	0	0	0	0	0
24. Surety .....	0	0	0	0	0	0	0	0	0	0	0	0
26. Burglary and Theft .....	0	0	0	0	0	0	0	0	0	0	0	0
27. Boiler and Machinery .....	0	0	0	0	0	0	0	0	0	0	0	0
28. Credit .....	0	0	0	0	0	0	0	0	0	0	0	0
29. International .....	0	0	0	0	0	0	0	0	0	0	0	0
30. Warranty .....	0	0	0	0	0	0	0	0	0	0	0	0
31. Reins nonproportional assumed property .....	XXX	XXX	XXX	XXX	XXX	XXX	XXX	XXX	XXX	XXX	XXX	XXX
32. Reins nonproportional assumed liability .....	XXX	XXX	XXX	XXX	XXX	XXX	XXX	XXX	XXX	XXX	XXX	XXX
33. Reins nonproportional assumed financial lines .....	XXX	XXX	XXX	XXX	XXX	XXX	XXX	XXX	XXX	XXX	XXX	XXX
34. Aggregate Write-Ins for Other Lines of Business .....	0	0	0	0	0	0	0	0	0	0	0	0
35. Total (a) .....	0	0	0	0	0	0	0	0	0	0	0	250
DETAILS OF WRITE-INS												
3401. ....												
3402. ....												
3403. ....												
3498. Summary of remaining write-ins for Line 34 from overflow page .....	0	0	0	0	0	0	0	0	0	0	0	0
3499. Totals (Lines 3401 thru 3403 plus 3498)(Line 34 above) .....	0	0	0	0	0	0	0	0	0	0	0	0

(a) Finance and service charges not included in Lines 1 to 35 \$ .....0  
(b) For health business on indicated lines report: Number of persons insured under PPO managed care products .....0 and number of persons insured under indemnity only products .....0 .



ANNUAL STATEMENT FOR THE YEAR 2023 OF THE STATE AUTOMOBILE MUTUAL INSURANCE COMPANY

EXHIBIT OF PREMIUMS AND LOSSES (Statutory Page 14)

NAIC Group Code 0111 BUSINESS IN THE STATE OF Maryland DURING THE YEAR 2023 NAIC Company Code 25135

Line of Business		Gross Premiums, Including Policy and Membership Fees, Less Return Premiums and Premiums on Policies not Taken		3  Dividends Paid or Credited to Policyholders on Direct Business	4  Direct Unearned Premium Reserves	5  Direct Losses Paid (deducting salvage)	6  Direct Losses Incurred	7  Direct Losses Unpaid	8  Direct Defense and Cost Containment Expense Paid	9  Direct Defense and Cost Containment Expense Incurred	10  Direct Defense and Cost Containment Expense Unpaid	11  Commissions and Brokerage Expenses	12  Taxes, Licenses and Fees
		1 Direct Premiums Written	2 Direct Premiums Earned										
1.	Fire .....	1,754,363	1,696,441	0	842,924	1,689,607	720,175	(465,069)	52,454	40,180	37,261	279,108	35,770
2.1	Allied Lines .....	2,043,795	2,029,229	0	978,221	867,075	771,046	(131,095)	5,646	10,224	31,076	322,826	42,555
2.2	Multiple Peril Crop .....	0	0	0	0	0	0	0	0	0	0	0	0
2.3	Federal Flood .....	0	0	0	0	0	0	0	0	0	0	0	0
2.4	Private Crop .....	0	0	0	0	0	0	0	0	0	0	0	0
2.5	Private Flood .....	0	0	0	0	0	0	0	0	0	0	0	0
3.	Farmowners Multiple Peril .....	2,579,981	2,490,796	0	1,305,829	1,706,259	1,159,899	829,380	16,654	21,199	27,920	400,828	55,941
4.	Homeowners Multiple Peril .....	0	0	0	0	0	0	0	0	0	0	0	0
5.1	Commercial Multiple Peril (Non-Liability Portion) .....	1,959,723	2,023,933	0	946,413	1,360,292	1,610,128	871,949	32,344	(2,727)	40,553	315,645	43,753
5.2	Commercial Multiple Peril (Liability Portion) .....	1,316,512	1,380,925	0	621,904	559,114	874,061	3,423,729	97,985	105,558	551,632	210,888	29,510
6.	Mortgage Guaranty .....	0	0	0	0	0	0	0	0	0	0	0	0
8.	Ocean Marine .....	0	0	0	0	0	0	0	0	0	0	0	0
9.	Inland Marine .....	502,382	543,151	0	209,535	76,607	83,236	1,693	0	563	3,177	78,665	11,737
10.	Financial Guaranty .....	0	0	0	0	0	0	0	0	0	0	0	0
11.1	Medical Professional Liability - Occurrence .....	0	0	0	0	0	0	0	0	0	0	0	0
11.2	Medical Professional Liability - Claims-Made .....	0	0	0	0	0	0	0	0	0	0	0	0
12.	Earthquake .....	18,935	24,486	0	9,046	0	0	772	0	0	156	2,947	423
13.1	Comprehensive (hospital and medical) ind (b) .....	0	0	0	0	0	0	0	0	0	0	0	0
13.2	Comprehensive (hospital and medical) group (b) .....	0	0	0	0	0	0	0	0	0	0	0	0
14.	Credit A&H (Group and Individual) .....	0	0	0	0	0	0	0	0	0	0	0	0
15.1	Vision Only (b).....	0	0	0	0	0	0	0	0	0	0	0	0
15.2	Dental Only (b) .....	0	0	0	0	0	0	0	0	0	0	0	0
15.3	Disability Income (b) .....	0	0	0	0	0	0	0	0	0	0	0	0
15.4	Medicare Supplement (b) .....	0	0	0	0	0	0	0	0	0	0	0	0
15.5	Medicaid Title XIX (b) .....	0	0	0	0	0	0	0	0	0	0	0	0
15.6	Medicare Title XVIII (b).....	0	0	0	0	0	0	0	0	0	0	0	0
15.7	Long-Term Care (b) .....	0	0	0	0	0	0	0	0	0	0	0	0
15.8	Federal Employees Health Benefits Plan (b) .....	0	0	0	0	0	0	0	0	0	0	0	0
15.9	Other Health (b) .....	0	0	0	0	0	0	0	0	0	0	0	0
16.	Workers' Compensation .....	789,666	937,856	0	265,925	231,843	418,729	2,195,267	51,667	45,815	256,767	86,916	32,165
17.1	Other Liability - Occurrence .....	4,743,154	4,832,266	0	1,968,022	1,084,231	5,889,519	11,556,634	257,214	255,255	1,681,826	758,191	101,781
17.2	Other Liability - Claims-Made .....	73,066	79,013	0	34,157	0	46,504	85,018	0	5,729	13,783	11,586	1,578
17.3	Excess Workers' Compensation .....	0	0	0	0	0	0	0	0	0	0	0	0
18.1	Products Liability - Occurrence .....	353,311	420,457	0	117,911	45,404	106,502	481,306	7,320	(15,954)	121,640	57,856	8,761
18.2	Products Liability - Claims-Made .....	0	0	0	0	0	0	0	0	0	0	0	0
19.1	Private Passenger Auto No-Fault (Personal Injury Protection) .....	105,077	116,314	0	44,286	41,758	(135,750)	220,454	4,085	2,087	66,025	21,710	2,433
19.2	Other Private Passenger Auto Liability .....	2,080,299	2,208,987	0	902,137	2,201,536	(3,408,786)	(4,914,821)	221,752	93,861	48,666	421,987	46,333
19.3	Commercial Auto No-Fault (Personal Injury Protection) .....	118,643	137,697	0	53,946	77,920	243,618	322,757	3,407	20,121	7,081	14,302	2,841
19.4	Other Commercial Auto Liability .....	5,758,770	6,134,034	0	2,638,888	2,428,025	4,940,219	11,255,180	141,829	361,813	1,103,358	698,729	133,211
21.1	Private Passenger Auto Physical Damage .....	1,330,200	1,328,382	0	586,805	677,560	699,282	89,822	8,921	9,413	5,431	270,106	28,199
21.2	Commercial Auto Physical Damage .....	2,045,044	2,126,558	0	947,541	1,325,282	1,250,540	115,993	4,054	5,696	19,804	247,613	46,772
22.	Aircraft (all perils) .....	0	0	0	0	0	0	0	0	0	0	0	0
23.	Fidelity .....	46,812	59,257	0	26,170	0	2,073	6,236	0	1,962	5,059	7,496	1,169
24.	Surety .....	0	288	0	0	0	0	399	0	(224)	415	0	0
26.	Burglary and Theft .....	13,127	14,111	0	5,932	0	578	1,393	0	308	925	2,106	310
27.	Boiler and Machinery .....	176,954	177,820	0	66,110	51,341	7,778	30,333	0	5,065	9,444	28,839	3,926
28.	Credit .....	0	0	0	0	0	0	0	0	0	0	0	0
29.	International .....	0	0	0	0	0	0	0	0	0	0	0	0
30.	Warranty .....	0	0	0	0	0	0	0	0	0	0	0	0
31.	Reins nonproportional assumed property .....	XXX	XXX	XXX	XXX	XXX	XXX	XXX	XXX	XXX	XXX	XXX	XXX
32.	Reins nonproportional assumed liability .....	XXX	XXX	XXX	XXX	XXX	XXX	XXX	XXX	XXX	XXX	XXX	XXX
33.	Reins nonproportional assumed financial lines .....	XXX	XXX	XXX	XXX	XXX	XXX	XXX	XXX	XXX	XXX	XXX	XXX
34.	Aggregate Write-Ins for Other Lines of Business .....	0	0	0	0	0	0	0	0	0	0	0	0
35.	Total (a) .....	27,809,813	28,762,001	0	12,571,703	14,423,853	15,279,351	25,977,330	905,331	965,943	4,031,998	4,238,345	629,169
DETAILS OF WRITE-INS													
3401.	.....												
3402.	.....												
3403.	.....												
3498.	Summary of remaining write-ins for Line 34 from overflow page .....	0	0	0	0	0	0	0	0	0	0	0	0
3499.	Totals (Lines 3401 thru 3403 plus 3498)(Line 34 above) .....	0	0	0	0	0	0	0	0	0	0	0	0

(a) Finance and service charges not included in Lines 1 to 35 \$ 56,543

(b) For health business on indicated lines report: Number of persons insured under PPO managed care products 0 and number of persons insured under indemnity only products 0



ANNUAL STATEMENT FOR THE YEAR 2023 OF THE STATE AUTOMOBILE MUTUAL INSURANCE COMPANY

EXHIBIT OF PREMIUMS AND LOSSES (Statutory Page 14)

NAIC Group Code 0111 BUSINESS IN THE STATE OF Massachusetts DURING THE YEAR 2023 NAIC Company Code 25135

Line of Business		Gross Premiums, Including Policy and Membership Fees, Less Return Premiums and Premiums on Policies not Taken		Dividends Paid or Credited to Policyholders on Direct Business	Direct Unearned Premium Reserves	Direct Losses Paid (deducting salvage)	Direct Losses Incurred	Direct Losses Unpaid	Direct Defense and Cost Containment Expense Paid	Direct Defense and Cost Containment Expense Incurred	Direct Defense and Cost Containment Expense Unpaid	Commissions and Brokerage Expenses	Taxes, Licenses and Fees
		1 Direct Premiums Written	2 Direct Premiums Earned										
1.	Fire .....	535,229	492,871	0	271,991	172,156	87,525	1,105,276	46,344	32,613	(3,555)	88,029	14,407
2.1	Allied Lines .....	666,230	624,854	0	331,702	762,226	990,424	271,830	5,222	17,400	16,948	109,545	18,129
2.2	Multiple Peril Crop .....	0	0	0	0	0	0	0	0	0	0	0	0
2.3	Federal Flood .....	0	0	0	0	0	0	0	0	0	0	0	0
2.4	Private Crop .....	0	0	0	0	0	0	0	0	0	0	0	0
2.5	Private Flood .....	0	0	0	0	0	0	0	0	0	0	0	0
3.	Farmowners Multiple Peril .....	2,165,508	2,095,258	0	1,097,709	480,408	444,752	464,374	22,969	16,794	16,858	340,293	68,259
4.	Homeowners Multiple Peril .....	58,188	52,267	0	41,718	33,829	39,512	23,009	4,297	4,350	1,253	14,220	2,068
5.1	Commercial Multiple Peril (Non-Liability Portion) .....	328,911	353,603	0	188,988	756,535	328,849	180,973	20,911	3,609	(34,323)	53,848	11,340
5.2	Commercial Multiple Peril (Liability Portion) .....	252,001	256,909	0	132,156	56,312	169,815	282,213	40,144	14,859	55,087	40,482	8,126
6.	Mortgage Guaranty .....	0	0	0	0	0	0	0	0	0	0	0	0
8.	Ocean Marine .....	0	0	0	0	0	0	0	0	0	0	0	0
9.	Inland Marine .....	77,166	87,249	0	36,685	38	1,383	3,391	4	102	451	12,821	3,279
10.	Financial Guaranty .....	0	0	0	0	0	0	0	0	0	0	0	0
11.1	Medical Professional Liability - Occurrence .....	0	0	0	0	0	0	0	0	0	0	0	0
11.2	Medical Professional Liability - Claims-Made .....	0	0	0	0	0	0	0	0	0	0	0	0
12.	Earthquake .....	10,591	16,148	0	6,494	0	0	299	0	0	58	1,814	529
13.1	Comprehensive (hospital and medical) ind (b) .....	0	0	0	0	0	0	0	0	0	0	0	0
13.2	Comprehensive (hospital and medical) group (b) .....	0	0	0	0	0	0	0	0	0	0	0	0
14.	Credit A&H (Group and Individual) .....	0	0	0	0	0	0	0	0	0	0	0	0
15.1	Vision Only (b) .....	0	0	0	0	0	0	0	0	0	0	0	0
15.2	Dental Only (b) .....	0	0	0	0	0	0	0	0	0	0	0	0
15.3	Disability Income (b) .....	0	0	0	0	0	0	0	0	0	0	0	0
15.4	Medicare Supplement (b) .....	0	0	0	0	0	0	0	0	0	0	0	0
15.5	Medicaid Title XIX (b) .....	0	0	0	0	0	0	0	0	0	0	0	0
15.6	Medicare Title XVIII (b) .....	0	0	0	0	0	0	0	0	0	0	0	0
15.7	Long-Term Care (b) .....	0	0	0	0	0	0	0	0	0	0	0	0
15.8	Federal Employees Health Benefits Plan (b) .....	0	0	0	0	0	0	0	0	0	0	0	0
15.9	Other Health (b) .....	0	0	0	0	0	0	0	0	0	0	0	0
16.	Workers' Compensation .....	1,800,533	2,012,050	0	620,878	387,745	955,902	1,645,278	90,006	130,976	221,373	233,540	59,416
17.1	Other Liability - Occurrence .....	1,797,220	1,689,931	0	831,393	32,397	1,581,690	2,676,761	13,425	96,027	396,809	292,036	51,571
17.2	Other Liability - Claims-Made .....	24,765	23,449	0	10,296	0	13,050	22,641	0	1,608	3,613	4,034	806
17.3	Excess Workers' Compensation .....	0	0	0	0	0	0	0	0	0	0	0	0
18.1	Products Liability - Occurrence .....	89,092	92,298	0	40,984	0	23,379	79,114	0	2,672	17,708	14,946	2,987
18.2	Products Liability - Claims-Made .....	0	0	0	0	0	0	0	0	0	0	0	0
19.1	Private Passenger Auto No-Fault (Personal Injury Protection) .....	0	0	0	0	0	0	0	0	0	0	0	0
19.2	Other Private Passenger Auto Liability .....	0	0	0	0	0	0	0	0	0	0	0	0
19.3	Commercial Auto No-Fault (Personal Injury Protection) .....	6,713	7,449	0	3,088	20,279	20,272	15,940	153	1,437	2,355	1,099	214
19.4	Other Commercial Auto Liability .....	802,062	812,003	0	362,888	194,159	1,122,645	2,390,253	60,497	59,297	174,469	131,869	27,308
21.1	Private Passenger Auto Physical Damage .....	0	0	0	0	0	0	0	0	0	0	0	0
21.2	Commercial Auto Physical Damage .....	344,789	336,272	0	153,952	315,053	339,496	55,405	624	(1,212)	(199)	56,661	11,272
22.	Aircraft (all perils) .....	0	0	0	0	0	0	0	0	0	0	0	0
23.	Fidelity .....	5,181	5,382	0	1,558	0	224	743	0	185	413	889	225
24.	Surety .....	0	0	0	0	0	0	(3)	0	(3)	5	0	0
26.	Burglary and Theft .....	5,288	5,284	0	1,906	0	241	516	0	132	324	897	181
27.	Boiler and Machinery .....	50,783	49,919	0	24,813	0	2,259	6,722	0	1,536	2,974	8,255	1,541
28.	Credit .....	0	0	0	0	0	0	0	0	0	0	0	0
29.	International .....	0	0	0	0	0	0	0	0	0	0	0	0
30.	Warranty .....	0	0	0	0	0	0	0	0	0	0	0	0
31.	Reins nonproportional assumed property .....	XXX	XXX	XXX	XXX	XXX	XXX	XXX	XXX	XXX	XXX	XXX	XXX
32.	Reins nonproportional assumed liability .....	XXX	XXX	XXX	XXX	XXX	XXX	XXX	XXX	XXX	XXX	XXX	XXX
33.	Reins nonproportional assumed financial lines .....	XXX	XXX	XXX	XXX	XXX	XXX	XXX	XXX	XXX	XXX	XXX	XXX
34.	Aggregate Write-Ins for Other Lines of Business .....	0	0	0	0	0	0	0	0	0	0	0	0
35.	Total (a) .....	9,020,249	9,013,196	0	4,159,200	3,211,136	6,121,417	9,224,734	304,596	382,381	872,622	1,405,278	281,658
DETAILS OF WRITE-INS													
3401.	.....												
3402.	.....												
3403.	.....												
3498.	Summary of remaining write-ins for Line 34 from overflow page .....	0	0	0	0	0	0	0	0	0	0	0	0
3499.	Totals (Lines 3401 thru 3403 plus 3498)(Line 34 above) .....	0	0	0	0	0	0	0	0	0	0	0	0

(a) Finance and service charges not included in Lines 1 to 35 \$ 11,715  
(b) For health business on indicated lines report: Number of persons insured under PPO managed care products 0 and number of persons insured under indemnity only products 0



ANNUAL STATEMENT FOR THE YEAR 2023 OF THE STATE AUTOMOBILE MUTUAL INSURANCE COMPANY

EXHIBIT OF PREMIUMS AND LOSSES (Statutory Page 14)

NAIC Group Code 0111 BUSINESS IN THE STATE OF Michigan DURING THE YEAR 2023 NAIC Company Code 25135

Line of Business	Gross Premiums, Including Policy and Membership Fees, Less Return Premiums and Premiums on Policies not Taken		3	4	5	6	7	8	9	10	11	12
	1	2										
	Direct Premiums Written	Direct Premiums Earned	Dividends Paid or Credited to Policyholders on Direct Business	Direct Unearned Premium Reserves	Direct Losses Paid (deducting salvage)	Direct Losses Incurred	Direct Losses Unpaid	Direct Defense and Cost Containment Expense Paid	Direct Defense and Cost Containment Expense Incurred	Direct Defense and Cost Containment Expense Unpaid	Commissions and Brokerage Expenses	Taxes, Licenses and Fees
1. Fire .....	1,598,743	1,479,659	0	714,225	2,083,706	3,381,991	1,428,005	49,126	71,130	61,288	260,268	(12,337)
2.1 Allied Lines .....	1,298,157	1,211,019	0	567,134	425,379	802,487	590,332	3,086	6,309	15,740	209,509	(5,326)
2.2 Multiple Peril Crop .....	0	0	0	0	0	0	0	0	0	0	0	0
2.3 Federal Flood .....	0	0	0	0	0	0	0	0	0	0	0	0
2.4 Private Crop .....	0	0	0	0	0	0	0	0	0	0	0	0
2.5 Private Flood .....	0	0	0	0	0	0	0	0	0	0	0	0
3. Farmowners Multiple Peril .....	594,524	565,345	0	305,545	341,201	91,721	(192,795)	1,214	(625)	3,971	95,846	(4,759)
4. Homeowners Multiple Peril .....	1,635,294	1,750,433	0	880,975	1,645,542	1,786,245	166,988	37,841	27,118	(4,983)	311,232	(25,324)
5.1 Commercial Multiple Peril (Non-Liability Portion) .....	2,165,857	2,349,261	0	1,117,911	3,527,098	3,411,994	2,795,036	213,664	121,925	(23,910)	354,591	(35,856)
5.2 Commercial Multiple Peril (Liability Portion) .....	1,265,288	1,335,917	0	640,580	997,430	794,479	587,710	47,542	94,914	389,978	207,621	(16,204)
6. Mortgage Guaranty .....	0	0	0	0	0	0	0	0	0	0	0	0
8. Ocean Marine .....	0	0	0	0	0	0	0	0	0	0	0	0
9. Inland Marine .....	131,565	135,508	0	54,853	13,564	15,829	6,030	0	157	831	21,820	(2,180)
10. Financial Guaranty .....	0	0	0	0	0	0	0	0	0	0	0	0
11.1 Medical Professional Liability - Occurrence .....	0	0	0	0	0	0	0	0	0	0	0	0
11.2 Medical Professional Liability - Claims-Made .....	0	0	0	0	0	0	0	0	0	0	0	0
12. Earthquake .....	1,653	1,694	0	857	0	0	80	0	0	15	298	1
13.1 Comprehensive (hospital and medical) ind (b) .....	0	0	0	0	0	0	0	0	0	0	0	0
13.2 Comprehensive (hospital and medical) group (b) .....	0	0	0	0	0	0	0	0	0	0	0	0
14. Credit A&H (Group and Individual) .....	0	0	0	0	0	0	0	0	0	0	0	0
15.1 Vision Only (b).....	0	0	0	0	0	0	0	0	0	0	0	0
15.2 Dental Only (b) .....	0	0	0	0	0	0	0	0	0	0	0	0
15.3 Disability Income (b) .....	0	0	0	0	0	0	0	0	0	0	0	0
15.4 Medicare Supplement (b) .....	0	0	0	0	0	0	0	0	0	0	0	0
15.5 Medicaid Title XIX (b) .....	0	0	0	0	0	0	0	0	0	0	0	0
15.6 Medicare Title XVIII (b).....	0	0	0	0	0	0	0	0	0	0	0	0
15.7 Long-Term Care (b) .....	0	0	0	0	0	0	0	0	0	0	0	0
15.8 Federal Employees Health Benefits Plan (b) .....	0	0	0	0	0	0	0	0	0	0	0	0
15.9 Other Health (b) .....	0	0	0	0	0	0	0	0	0	0	0	0
16. Workers' Compensation .....	682,463	775,714	0	181,256	110,207	366,435	1,467,725	17,628	50,726	230,975	79,687	4,193
17.1 Other Liability - Occurrence .....	3,526,725	3,253,220	0	1,382,630	1,316,711	3,064,254	4,702,312	401,714	118,382	822,461	548,975	17,474
17.2 Other Liability - Claims-Made .....	42,885	40,804	0	18,456	0	21,609	42,900	0	483	4,935	6,787	(75)
17.3 Excess Workers' Compensation .....	0	0	0	0	0	0	0	0	0	0	0	0
18.1 Products Liability - Occurrence .....	115,693	137,674	0	51,000	173,117	34,873	426,770	20,058	(22,806)	23,179	17,642	(3,095)
18.2 Products Liability - Claims-Made .....	0	0	0	0	0	0	0	0	0	0	0	0
19.1 Private Passenger Auto No-Fault (Personal Injury Protection) .....	0	0	0	0	2,735,928	(182,369)	34,198,327	66,408	(118,424)	673,781	0	0
19.2 Other Private Passenger Auto Liability .....	0	0	0	0	158,633	0	36,706	9,039	470	(15,807)	0	0
19.3 Commercial Auto No-Fault (Personal Injury Protection) .....	1,067,886	1,225,409	0	467,455	997,995	2,193,171	5,595,263	642,224	221,538	(554,317)	123,350	32,032
19.4 Other Commercial Auto Liability .....	4,806,189	5,307,245	0	2,106,642	3,113,355	5,807,562	9,332,590	410,770	355,310	608,352	551,609	72,347
21.1 Private Passenger Auto Physical Damage .....	0	0	0	0	(208)	(251)	(1,388)	5,735	5,318	1,051	0	0
21.2 Commercial Auto Physical Damage .....	3,670,007	4,012,094	0	1,565,195	3,027,202	2,681,924	(72,213)	25,553	34,647	49,514	422,013	(20,447)
22. Aircraft (all perils) .....	0	0	0	0	0	0	0	0	0	0	0	0
23. Fidelity .....	13,258	12,571	0	6,608	0	575	1,504	0	543	1,396	2,001	120
24. Surety .....	3,305	7,580	0	734	0	194	12,445	0	(3,014)	5,772	661	(114)
26. Burglary and Theft .....	7,381	6,665	0	3,703	0	185	334	0	185	409	1,145	(65)
27. Boiler and Machinery .....	74,672	85,761	0	35,195	146,779	150,247	10,947	0	1,853	2,568	11,904	(1,846)
28. Credit .....	0	0	0	0	0	0	0	0	0	0	0	0
29. International .....	0	0	0	0	0	0	0	0	0	0	0	0
30. Warranty .....	0	0	0	0	0	0	0	0	0	0	0	0
31. Reins nonproportional assumed property .....	XXX	XXX	XXX	XXX	XXX	XXX	XXX	XXX	XXX	XXX	XXX	XXX
32. Reins nonproportional assumed liability .....	XXX	XXX	XXX	XXX	XXX	XXX	XXX	XXX	XXX	XXX	XXX	XXX
33. Reins nonproportional assumed financial lines .....	XXX	XXX	XXX	XXX	XXX	XXX	XXX	XXX	XXX	XXX	XXX	XXX
34. Aggregate Write-Ins for Other Lines of Business .....	0	0	0	0	0	0	0	0	0	0	0	0
35. Total (a) .....	22,701,544	23,693,553	0	10,100,952	20,813,640	24,423,305	61,135,896	1,951,605	966,139	2,297,197	3,226,957	(1,460)
DETAILS OF WRITE-INS												
3401. ....												
3402. ....												
3403. ....												
3498. Summary of remaining write-ins for Line 34 from overflow page .....	0	0	0	0	0	0	0	0	0	0	0	0
3499. Totals (Lines 3401 thru 3403 plus 3498)(Line 34 above) .....	0	0	0	0	0	0	0	0	0	0	0	0

(a) Finance and service charges not included in Lines 1 to 35 \$ 32,326  
(b) For health business on indicated lines report: Number of persons insured under PPO managed care products 0 and number of persons insured under indemnity only products 0





ANNUAL STATEMENT FOR THE YEAR 2023 OF THE STATE AUTOMOBILE MUTUAL INSURANCE COMPANY

EXHIBIT OF PREMIUMS AND LOSSES (Statutory Page 14)

NAIC Group Code 0111 BUSINESS IN THE STATE OF Minnesota DURING THE YEAR 2023 NAIC Company Code 25135

Line of Business		Gross Premiums, Including Policy and Membership Fees, Less Return Premiums and Premiums on Policies not Taken		3	4	5	6	7	8	9	10	11	12
		1	2										
		Direct Premiums Written	Direct Premiums Earned	Dividends Paid or Credited to Policyholders on Direct Business	Direct Unearned Premium Reserves	Direct Losses Paid (deducting salvage)	Direct Losses Incurred	Direct Losses Unpaid	Direct Defense and Cost Containment Expense Paid	Direct Defense and Cost Containment Expense Incurred	Direct Defense and Cost Containment Expense Unpaid	Commissions and Brokerage Expenses	Taxes, Licenses and Fees
1.	Fire .....	3,285,104	2,795,667	0	1,908,239	896,688	1,342,900	714,531	10,128	60,087	90,408	506,175	109,571
2.1	Allied Lines .....	4,694,662	4,209,585	0	2,621,769	3,945,007	9,223,476	6,826,651	136,979	165,492	69,332	728,274	135,891
2.2	Multiple Peril Crop .....	0	0	0	0	0	0	0	0	0	0	0	0
2.3	Federal Flood .....	0	0	0	0	0	0	0	0	0	0	0	0
2.4	Private Crop .....	0	0	0	0	0	0	0	0	0	0	0	0
2.5	Private Flood .....	0	0	0	0	0	0	0	0	0	0	0	0
3.	Farmowners Multiple Peril .....	9,139,500	8,268,931	0	4,280,933	8,131,275	8,525,374	3,915,040	57,082	24,879	103,762	1,487,331	213,821
4.	Homeowners Multiple Peril .....	164,159	169,418	0	95,809	107,273	99,916	5,415	250	966	3,094	34,606	5,877
5.1	Commercial Multiple Peril (Non-Liability Portion) .....	2,409,960	2,301,821	0	1,192,703	2,631,099	2,188,625	385,052	70,725	75,899	59,794	392,578	70,402
5.2	Commercial Multiple Peril (Liability Portion) .....	1,349,373	1,272,289	0	657,355	120,206	748,948	1,436,777	7,064	107,954	423,091	219,671	37,798
6.	Mortgage Guaranty .....	0	0	0	0	0	0	0	0	0	0	0	0
8.	Ocean Marine .....	0	0	0	0	0	0	0	0	0	0	0	0
9.	Inland Marine .....	143,668	182,476	0	55,759	4,003	6,749	5,191	0	216	739	23,033	3,305
10.	Financial Guaranty .....	0	0	0	0	0	0	0	0	0	0	0	0
11.1	Medical Professional Liability - Occurrence .....	0	0	0	0	0	0	0	0	0	0	0	0
11.2	Medical Professional Liability - Claims-Made .....	0	0	0	0	0	0	0	0	0	0	0	0
12.	Earthquake .....	1,533	1,491	0	528	0	0	31	0	0	6	275	35
13.1	Comprehensive (hospital and medical) ind (b) .....	0	0	0	0	0	0	0	0	0	0	0	0
13.2	Comprehensive (hospital and medical) group (b) .....	0	0	0	0	0	0	0	0	0	0	0	0
14.	Credit A&H (Group and Individual) .....	0	0	0	0	0	0	0	0	0	0	0	0
15.1	Vision Only (b) .....	0	0	0	0	0	0	0	0	0	0	0	0
15.2	Dental Only (b) .....	0	0	0	0	0	0	0	0	0	0	0	0
15.3	Disability Income (b) .....	0	0	0	0	0	0	0	0	0	0	0	0
15.4	Medicare Supplement (b) .....	0	0	0	0	0	0	0	0	0	0	0	0
15.5	Medicaid Title XIX (b) .....	0	0	0	0	0	0	0	0	0	0	0	0
15.6	Medicare Title XVIII (b) .....	0	0	0	0	0	0	0	0	0	0	0	0
15.7	Long-Term Care (b) .....	0	0	0	0	0	0	0	0	0	0	0	0
15.8	Federal Employees Health Benefits Plan (b) .....	0	0	0	0	0	0	0	0	0	0	0	0
15.9	Other Health (b) .....	0	0	0	0	0	0	0	0	0	0	0	0
16.	Workers' Compensation .....	716,132	1,061,904	0	127,594	336,358	357,776	2,848,977	103,707	41,763	218,770	81,698	(1,174)
17.1	Other Liability - Occurrence .....	2,462,067	2,427,785	0	1,036,828	33,478	2,182,116	3,438,456	6,336	163,370	478,385	392,524	63,170
17.2	Other Liability - Claims-Made .....	58,146	60,581	0	27,452	0	33,759	58,763	0	4,159	9,388	9,359	1,761
17.3	Excess Workers' Compensation .....	0	0	0	0	0	0	0	0	0	0	0	0
18.1	Products Liability - Occurrence .....	15,012	22,494	0	3,689	0	5,698	80,915	0	688	(4,552)	2,516	748
18.2	Products Liability - Claims-Made .....	0	0	0	0	0	0	0	0	0	0	0	0
19.1	Private Passenger Auto No-Fault (Personal Injury Protection) .....	3,965	4,030	0	875	0	2,843	10,275	0	732	3,134	830	1,127
19.2	Other Private Passenger Auto Liability .....	13,422	13,745	0	3,120	3,407	11,735	28,320	0	604	2,416	2,800	412
19.3	Commercial Auto No-Fault (Personal Injury Protection) .....	298,152	300,522	0	134,284	127,440	236,785	91,325	1,729	33,826	49,914	43,354	7,411
19.4	Other Commercial Auto Liability .....	2,856,352	2,815,401	0	1,352,384	1,563,895	2,888,414	4,353,411	6,595	143,816	445,837	387,411	73,170
21.1	Private Passenger Auto Physical Damage .....	30,948	31,678	0	7,083	18,499	13,038	2,480	0	(47)	82	6,411	939
21.2	Commercial Auto Physical Damage .....	2,175,986	2,050,803	0	1,040,177	2,004,406	1,792,844	(68,535)	3,280	5,622	15,802	302,456	53,232
22.	Aircraft (all perils) .....	0	0	0	0	0	0	0	0	0	0	0	0
23.	Fidelity .....	4,287	5,064	0	1,972	0	210	489	0	165	343	710	169
24.	Surety .....	0	0	0	0	0	0	(52)	0	(35)	64	0	0
26.	Burglary and Theft .....	24,890	24,977	0	13,346	28,581	29,684	2,477	0	597	1,579	3,901	671
27.	Boiler and Machinery .....	246,505	247,974	0	121,925	63,890	21,215	(3,845)	0	7,079	13,730	39,373	6,468
28.	Credit .....	0	0	0	0	0	0	0	0	0	0	0	0
29.	International .....	0	0	0	0	0	0	0	0	0	0	0	0
30.	Warranty .....	0	0	0	0	0	0	0	0	0	0	0	0
31.	Reins nonproportional assumed property .....	XXX	XXX	XXX	XXX	XXX	XXX	XXX	XXX	XXX	XXX	XXX	XXX
32.	Reins nonproportional assumed liability .....	XXX	XXX	XXX	XXX	XXX	XXX	XXX	XXX	XXX	XXX	XXX	XXX
33.	Reins nonproportional assumed financial lines .....	XXX	XXX	XXX	XXX	XXX	XXX	XXX	XXX	XXX	XXX	XXX	XXX
34.	Aggregate Write-Ins for Other Lines of Business .....	0	0	0	0	0	0	0	0	0	0	0	0
35.	Total (a) .....	30,093,823	28,268,636	0	14,683,822	20,015,506	29,712,107	24,132,143	403,876	837,833	1,985,118	4,665,285	784,800
DETAILS OF WRITE-INS													
3401.	.....												
3402.	.....												
3403.	.....												
3498.	Summary of remaining write-ins for Line 34 from overflow page .....	0	0	0	0	0	0	0	0	0	0	0	0
3499.	Totals (Lines 3401 thru 3403 plus 3498)(Line 34 above) .....	0	0	0	0	0	0	0	0	0	0	0	0

(a) Finance and service charges not included in Lines 1 to 35 \$ 31,696  
(b) For health business on indicated lines report: Number of persons insured under PPO managed care products 0 and number of persons insured under indemnity only products 0



ANNUAL STATEMENT FOR THE YEAR 2023 OF THE STATE AUTOMOBILE MUTUAL INSURANCE COMPANY

EXHIBIT OF PREMIUMS AND LOSSES (Statutory Page 14)

NAIC Group Code 0111 BUSINESS IN THE STATE OF Mississippi DURING THE YEAR 2023 NAIC Company Code 25135

Line of Business		Gross Premiums, Including Policy and Membership Fees, Less Return Premiums and Premiums on Policies not Taken		3	4	5	6	7	8	9	10	11	12
		1	2										
		Direct Premiums Written	Direct Premiums Earned	Dividends Paid or Credited to Policyholders on Direct Business	Direct Unearned Premium Reserves	Direct Losses Paid (deducting salvage)	Direct Losses Incurred	Direct Losses Unpaid	Direct Defense and Cost Containment Expense Paid	Direct Defense and Cost Containment Expense Incurred	Direct Defense and Cost Containment Expense Unpaid	Commissions and Brokerage Expenses	Taxes, Licenses and Fees
1.	Fire .....	1,504,897	1,295,887	0	748,699	22,879	121,124	197,775	0	17,528	37,259	231,661	63,918
2.1	Allied Lines .....	1,714,572	1,368,727	0	948,016	1,248,364	1,368,936	449,804	10,078	8,555	8,826	263,081	58,136
2.2	Multiple Peril Crop .....	0	0	0	0	0	0	0	0	0	0	0	0
2.3	Federal Flood .....	0	0	0	0	0	0	0	0	0	0	0	0
2.4	Private Crop .....	0	0	0	0	0	0	0	0	0	0	0	0
2.5	Private Flood .....	0	0	0	0	0	0	0	0	0	0	0	0
3.	Farmowners Multiple Peril .....	6,703,358	6,640,168	0	2,940,824	4,515,148	5,128,452	1,750,387	41,761	54,165	68,895	1,123,607	285,902
4.	Homeowners Multiple Peril .....	98,350	105,583	0	49,213	42,276	62,477	37,646	0	436	1,615	21,814	4,408
5.1	Commercial Multiple Peril (Non-Liability Portion) .....	3,361,881	3,039,826	0	1,700,526	3,209,344	3,196,472	2,407,044	43,807	58,129	75,577	531,223	152,179
5.2	Commercial Multiple Peril (Liability Portion) .....	1,539,099	1,439,373	0	761,843	113,819	854,667	1,565,125	67,063	117,770	295,898	244,017	70,352
6.	Mortgage Guaranty .....	0	0	0	0	0	0	0	0	0	0	0	0
8.	Ocean Marine .....	0	0	0	0	0	0	0	0	0	0	0	0
9.	Inland Marine .....	387,170	321,039	0	200,714	87,431	82,698	(1,487)	0	503	1,176	58,707	12,180
10.	Financial Guaranty .....	0	0	0	0	0	0	0	0	0	0	0	0
11.1	Medical Professional Liability - Occurrence .....	0	0	0	0	0	0	0	0	0	0	0	0
11.2	Medical Professional Liability - Claims-Made .....	0	0	0	0	0	0	0	0	0	0	0	0
12.	Earthquake .....	92,195	82,226	0	53,538	0	0	1,062	0	0	190	14,740	3,433
13.1	Comprehensive (hospital and medical) ind (b) .....	0	0	0	0	0	0	0	0	0	0	0	0
13.2	Comprehensive (hospital and medical) group (b) .....	0	0	0	0	0	0	0	0	0	0	0	0
14.	Credit A&H (Group and Individual) .....	0	0	0	0	0	0	0	0	0	0	0	0
15.1	Vision Only (b) .....	0	0	0	0	0	0	0	0	0	0	0	0
15.2	Dental Only (b) .....	0	0	0	0	0	0	0	0	0	0	0	0
15.3	Disability Income (b) .....	0	0	0	0	0	0	0	0	0	0	0	0
15.4	Medicare Supplement (b) .....	0	0	0	0	0	0	0	0	0	0	0	0
15.5	Medicaid Title XIX (b) .....	0	0	0	0	0	0	0	0	0	0	0	0
15.6	Medicare Title XVIII (b) .....	0	0	0	0	0	0	0	0	0	0	0	0
15.7	Long-Term Care (b) .....	0	0	0	0	0	0	0	0	0	0	0	0
15.8	Federal Employees Health Benefits Plan (b) .....	0	0	0	0	0	0	0	0	0	0	0	0
15.9	Other Health (b) .....	0	0	0	0	0	0	0	0	0	0	0	0
16.	Workers' Compensation .....	222,192	218,183	0	106,096	21,377	101,106	393,540	6,217	7,057	30,998	25,725	5,374
17.1	Other Liability - Occurrence .....	3,429,170	2,954,778	0	1,717,067	742,777	2,120,211	3,132,782	57,093	186,765	593,851	519,475	105,930
17.2	Other Liability - Claims-Made .....	87,323	72,721	0	44,075	0	40,469	67,350	0	4,986	10,607	13,312	2,723
17.3	Excess Workers' Compensation .....	0	0	0	0	0	0	0	0	0	0	0	0
18.1	Products Liability - Occurrence .....	19,879	20,100	0	10,029	4,000	5,091	23,227	8,437	989	488	3,271	799
18.2	Products Liability - Claims-Made .....	0	0	0	0	0	0	0	0	0	0	0	0
19.1	Private Passenger Auto No-Fault (Personal Injury Protection) .....	0	0	0	0	0	0	0	0	0	0	0	0
19.2	Other Private Passenger Auto Liability .....	0	0	0	0	0	0	(3)	0	0	1	0	0
19.3	Commercial Auto No-Fault (Personal Injury Protection) .....	0	0	0	0	0	1,846	4,106	0	30	260	0	0
19.4	Other Commercial Auto Liability .....	7,867,467	7,421,473	0	3,826,102	5,356,928	7,150,682	8,296,929	169,704	454,620	873,008	983,312	279,090
21.1	Private Passenger Auto Physical Damage .....	0	0	0	0	0	0	(7)	0	0	0	0	0
21.2	Commercial Auto Physical Damage .....	3,162,631	2,971,848	0	1,532,787	1,957,348	1,937,892	328,857	16,974	21,152	17,319	410,676	127,511
22.	Aircraft (all perils) .....	0	0	0	0	0	0	0	0	0	0	0	0
23.	Fidelity .....	3,960	4,065	0	2,351	0	179	408	0	147	323	649	142
24.	Surety .....	0	81	0	0	0	0	1,502	0	(440)	814	0	5
26.	Burglary and Theft .....	11,261	10,272	0	5,884	0	491	948	0	272	600	1,707	356
27.	Boiler and Machinery .....	102,878	95,694	0	49,793	8	28,679	35,045	0	3,281	5,507	16,160	4,171
28.	Credit .....	0	0	0	0	0	0	0	0	0	0	0	0
29.	International .....	0	0	0	0	0	0	0	0	0	0	0	0
30.	Warranty .....	0	0	0	0	0	0	0	0	0	0	0	0
31.	Reins nonproportional assumed property .....	XXX	XXX	XXX	XXX	XXX	XXX	XXX	XXX	XXX	XXX	XXX	XXX
32.	Reins nonproportional assumed liability .....	XXX	XXX	XXX	XXX	XXX	XXX	XXX	XXX	XXX	XXX	XXX	XXX
33.	Reins nonproportional assumed financial lines .....	XXX	XXX	XXX	XXX	XXX	XXX	XXX	XXX	XXX	XXX	XXX	XXX
34.	Aggregate Write-Ins for Other Lines of Business .....	0	0	0	0	0	0	0	0	0	0	0	0
35.	Total (a) .....	30,308,284	28,062,043	0	14,697,557	17,321,700	22,201,473	18,692,020	421,134	935,946	2,023,214	4,463,136	1,176,607
DETAILS OF WRITE-INS													
3401.	.....												
3402.	.....												
3403.	.....												
3498.	Summary of remaining write-ins for Line 34 from overflow page .....	0	0	0	0	0	0	0	0	0	0	0	0
3499.	Totals (Lines 3401 thru 3403 plus 3498)(Line 34 above) .....	0	0	0	0	0	0	0	0	0	0	0	0

(a) Finance and service charges not included in Lines 1 to 35 \$ 32,302  
(b) For health business on indicated lines report: Number of persons insured under PPO managed care products 0 and number of persons insured under indemnity only products 0



ANNUAL STATEMENT FOR THE YEAR 2023 OF THE STATE AUTOMOBILE MUTUAL INSURANCE COMPANY

EXHIBIT OF PREMIUMS AND LOSSES (Statutory Page 14)

NAIC Group Code 0111 BUSINESS IN THE STATE OF Missouri DURING THE YEAR 2023 NAIC Company Code 25135

Line of Business	Gross Premiums, Including Policy and Membership Fees, Less Return Premiums and Premiums on Policies not Taken		3	4	5	6	7	8	9	10	11	12
	1	2										
	Direct Premiums Written	Direct Premiums Earned	Dividends Paid or Credited to Policyholders on Direct Business	Direct Unearned Premium Reserves	Direct Losses Paid (deducting salvage)	Direct Losses Incurred	Direct Losses Unpaid	Direct Defense and Cost Containment Expense Paid	Direct Defense and Cost Containment Expense Incurred	Direct Defense and Cost Containment Expense Unpaid	Commissions and Brokerage Expenses	Taxes, Licenses and Fees
1. Fire .....	4,288,114	4,160,588	0	2,417,828	1,163,309	1,289,349	515,873	29,921	60,885	85,759	748,669	84,115
2.1 Allied Lines .....	7,038,619	6,749,569	0	3,970,710	5,040,582	4,706,550	1,410,305	47,479	32,165	62,712	1,268,625	136,789
2.2 Multiple Peril Crop .....	0	0	0	0	0	0	0	0	0	0	0	0
2.3 Federal Flood .....	0	0	0	0	0	0	0	0	0	0	0	0
2.4. Private Crop .....	0	0	0	0	0	0	0	0	0	0	0	0
2.5 Private Flood .....	0	0	0	0	0	0	0	0	0	0	0	0
3. Farmowners Multiple Peril .....	8,374,729	7,436,935	0	4,144,593	3,741,211	4,104,984	1,999,330	69,158	60,248	34,111	1,358,309	161,585
4. Homeowners Multiple Peril .....	21,179,071	22,539,143	0	11,629,119	18,892,375	19,943,409	7,335,171	231,049	197,032	187,942	3,730,429	424,917
5.1 Commercial Multiple Peril (Non-Liability Portion) .....	6,472,604	5,891,382	0	3,254,271	5,178,497	4,564,991	1,805,838	237,339	164,524	20,107	1,024,231	126,492
5.2 Commercial Multiple Peril (Liability Portion) .....	3,143,333	2,851,819	0	1,575,505	1,690,958	1,731,022	1,481,788	152,011	227,978	654,803	498,829	61,510
6. Mortgage Guaranty .....	0	0	0	0	0	0	0	0	0	0	0	0
8. Ocean Marine .....	2,005	2,062	0	850	0	25	55	0	0	0	356	45
9. Inland Marine .....	345,995	349,680	0	167,566	147,544	83,992	11,944	75	501	1,742	57,878	6,745
10. Financial Guaranty .....	0	0	0	0	0	0	0	0	0	0	0	0
11.1 Medical Professional Liability - Occurrence .....	0	0	0	0	0	0	0	0	0	0	0	0
11.2 Medical Professional Liability - Claims-Made .....	0	0	0	0	0	0	0	0	0	0	0	0
12. Earthquake .....	874,216	941,606	0	480,837	0	0	16,902	0	0	3,032	151,026	17,716
13.1 Comprehensive (hospital and medical) ind (b) .....	0	0	0	0	0	0	0	0	0	0	0	0
13.2 Comprehensive (hospital and medical) group (b) .....	0	0	0	0	0	0	0	0	0	0	0	0
14. Credit A&H (Group and Individual) .....	0	0	0	0	0	0	0	0	0	0	0	0
15.1 Vision Only (b).....	0	0	0	0	0	0	0	0	0	0	0	0
15.2 Dental Only (b) .....	0	0	0	0	0	0	0	0	0	0	0	0
15.3 Disability Income (b) .....	0	0	0	0	0	0	0	0	0	0	0	0
15.4 Medicare Supplement (b) .....	0	0	0	0	0	0	0	0	0	0	0	0
15.5 Medicaid Title XIX (b) .....	0	0	0	0	0	0	0	0	0	0	0	0
15.6 Medicare Title XVIII (b).....	0	0	0	0	0	0	0	0	0	0	0	0
15.7 Long-Term Care (b) .....	0	0	0	0	0	0	0	0	0	0	0	0
15.8 Federal Employees Health Benefits Plan (b) .....	0	0	0	0	0	0	0	0	0	0	0	0
15.9 Other Health (b) .....	0	0	0	0	0	0	0	0	0	0	0	0
16. Workers' Compensation .....	190,726	235,558	0	81,728	31,282	111,300	371,146	18,701	12,823	66,825	17,138	4,427
17.1 Other Liability - Occurrence .....	2,742,069	2,505,392	0	1,433,528	831,668	1,991,924	2,512,192	38,954	143,345	504,746	443,308	54,220
17.2 Other Liability - Claims-Made .....	50,556	46,340	0	21,712	0	25,788	43,079	0	3,177	6,793	7,885	951
17.3 Excess Workers' Compensation .....	0	0	0	0	0	0	0	0	0	0	0	0
18.1 Products Liability - Occurrence .....	43,085	44,327	0	6,352	0	11,228	38,836	0	1,279	9,398	7,387	1,038
18.2 Products Liability - Claims-Made .....	0	0	0	0	0	0	0	0	0	0	0	0
19.1 Private Passenger Auto No-Fault (Personal Injury Protection) .....	0	0	0	0	0	0	0	0	0	0	0	0
19.2 Other Private Passenger Auto Liability .....	4,707,234	5,682,924	0	2,102,736	7,081,993	6,130,692	4,645,192	224,850	221,190	478,954	889,459	102,828
19.3 Commercial Auto No-Fault (Personal Injury Protection) .....	0	1,058	0	429	0	2,266	3,779	0	199	317	117	18
19.4 Other Commercial Auto Liability .....	7,492,683	6,716,249	0	3,783,228	3,927,454	7,145,263	9,743,456	157,832	403,265	851,547	910,178	144,404
21.1 Private Passenger Auto Physical Damage .....	4,047,462	4,965,897	0	1,836,199	3,180,969	3,043,471	(74,429)	17,570	11,039	764,284	88,463	88,463
21.2 Commercial Auto Physical Damage .....	3,621,809	3,252,786	0	1,779,358	2,311,587	2,345,071	313,912	2,062	11,406	30,725	452,085	69,717
22. Aircraft (all perils) .....	0	0	0	0	0	0	0	0	0	0	0	0
23. Fidelity .....	2,076	2,085	0	1,051	0	97	109	0	111	334	319	46
24. Surety .....	0	0	0	0	0	0	(21)	0	(61)	113	0	0
26. Burglary and Theft .....	17,032	16,222	0	9,431	0	726	1,558	0	395	993	2,588	311
27. Boiler and Machinery .....	107,653	106,421	0	55,349	0	4,615	12,807	0	3,145	6,104	17,265	2,149
28. Credit .....	0	0	0	0	0	0	0	0	0	0	0	0
29. International .....	0	0	0	0	0	0	0	0	0	0	0	0
30. Warranty .....	0	0	0	0	0	0	0	0	0	0	0	0
31. Reins nonproportional assumed property .....	XXX	XXX	XXX	XXX	XXX	XXX	XXX	XXX	XXX	XXX	XXX	XXX
32. Reins nonproportional assumed liability .....	XXX	XXX	XXX	XXX	XXX	XXX	XXX	XXX	XXX	XXX	XXX	XXX
33. Reins nonproportional assumed financial lines .....	XXX	XXX	XXX	XXX	XXX	XXX	XXX	XXX	XXX	XXX	XXX	XXX
34. Aggregate Write-Ins for Other Lines of Business .....	0	0	0	0	0	0	0	0	0	0	0	0
35. Total (a) .....	74,742,028	74,498,045	0	38,752,381	53,219,430	57,236,760	32,188,824	1,227,550	1,561,176	3,018,095	12,350,365	1,488,486
DETAILS OF WRITE-INS												
3401. ....												
3402. ....												
3403. ....												
3498. Summary of remaining write-ins for Line 34 from overflow page .....	0	0	0	0	0	0	0	0	0	0	0	0
3499. Totals (Lines 3401 thru 3403 plus 3498)(Line 34 above) .....	0	0	0	0	0	0	0	0	0	0	0	0

(a) Finance and service charges not included in Lines 1 to 35 \$ 55,757  
(b) For health business on indicated lines report: Number of persons insured under PPO managed care products 0 and number of persons insured under indemnity only products 0



ANNUAL STATEMENT FOR THE YEAR 2023 OF THE STATE AUTOMOBILE MUTUAL INSURANCE COMPANY

EXHIBIT OF PREMIUMS AND LOSSES (Statutory Page 14)

NAIC Group Code 0111		BUSINESS IN THE STATE OF Montana		DURING THE YEAR 2023								NAIC Company Code 25135	
Line of Business		Gross Premiums, Including Policy and Membership Fees, Less Return Premiums and Premiums on Policies not Taken		3	4	5	6	7	8	9	10	11	12
		1	2										
		Direct Premiums Written	Direct Premiums Earned	Dividends Paid or Credited to Policyholders on Direct Business	Direct Unearned Premium Reserves	Direct Losses Paid (deducting salvage)	Direct Losses Incurred	Direct Losses Unpaid	Direct Defense and Cost Containment Expense Paid	Direct Defense and Cost Containment Expense Incurred	Direct Defense and Cost Containment Expense Unpaid	Commissions and Brokerage Expenses	Taxes, Licenses and Fees
1.	Fire .....	0	0	0	0	0	0	0	0	0	0	0	0
2.1	Allied Lines .....	0	0	0	0	0	0	0	0	0	0	0	0
2.2	Multiple Peril Crop .....	0	0	0	0	0	0	0	0	0	0	0	0
2.3	Federal Flood .....	0	0	0	0	0	0	0	0	0	0	0	0
2.4	Private Crop .....	0	0	0	0	0	0	0	0	0	0	0	0
2.5	Private Flood .....	0	0	0	0	0	0	0	0	0	0	0	0
3.	Farmowners Multiple Peril .....	0	0	0	0	0	0	0	0	0	0	0	0
4.	Homeowners Multiple Peril .....	0	0	0	0	0	0	0	0	0	0	0	0
5.1	Commercial Multiple Peril (Non-Liability Portion) .....	0	0	0	0	0	0	0	0	0	0	0	0
5.2	Commercial Multiple Peril (Liability Portion) .....	0	0	0	0	0	0	0	0	0	0	0	0
6.	Mortgage Guaranty .....	0	0	0	0	0	0	0	0	0	0	0	0
8.	Ocean Marine .....	0	0	0	0	0	0	0	0	0	0	0	0
9.	Inland Marine .....	0	0	0	0	0	0	0	0	0	0	0	0
10.	Financial Guaranty .....	0	0	0	0	0	0	0	0	0	0	0	0
11.1	Medical Professional Liability - Occurrence .....	0	0	0	0	0	0	0	0	0	0	0	0
11.2	Medical Professional Liability - Claims-Made .....	0	0	0	0	0	0	0	0	0	0	0	0
12.	Earthquake .....	0	0	0	0	0	0	0	0	0	0	0	0
13.1	Comprehensive (hospital and medical) ind (b) .....	0	0	0	0	0	0	0	0	0	0	0	0
13.2	Comprehensive (hospital and medical) group (b) .....	0	0	0	0	0	0	0	0	0	0	0	0
14.	Credit A&H (Group and Individual) .....	0	0	0	0	0	0	0	0	0	0	0	0
15.1	Vision Only (b).....	0	0	0	0	0	0	0	0	0	0	0	0
15.2	Dental Only (b) .....	0	0	0	0	0	0	0	0	0	0	0	0
15.3	Disability Income (b) .....	0	0	0	0	0	0	0	0	0	0	0	0
15.4	Medicare Supplement (b) .....	0	0	0	0	0	0	0	0	0	0	0	0
15.5	Medicaid Title XIX (b) .....	0	0	0	0	0	0	0	0	0	0	0	0
15.6	Medicare Title XVIII (b).....	0	0	0	0	0	0	0	0	0	0	0	0
15.7	Long-Term Care (b) .....	0	0	0	0	0	0	0	0	0	0	0	0
15.8	Federal Employees Health Benefits Plan (b) .....	0	0	0	0	0	0	0	0	0	0	0	0
15.9	Other Health (b) .....	0	0	0	0	0	0	0	0	0	0	0	0
16.	Workers' Compensation .....	0	0	0	0	0	0	0	0	0	0	0	0
17.1	Other Liability - Occurrence .....	0	0	0	0	0	0	0	0	0	0	0	0
17.2	Other Liability - Claims-Made .....	0	0	0	0	0	0	0	0	0	0	0	0
17.3	Excess Workers' Compensation .....	0	0	0	0	0	0	0	0	0	0	0	0
18.1	Products Liability - Occurrence .....	0	0	0	0	0	0	0	0	0	0	0	0
18.2	Products Liability - Claims-Made .....	0	0	0	0	0	0	0	0	0	0	0	0
19.1	Private Passenger Auto No-Fault (Personal Injury Protection) .....	0	0	0	0	0	0	0	0	0	0	0	0
19.2	Other Private Passenger Auto Liability .....	0	0	0	0	0	0	0	0	0	0	0	1,949
19.3	Commercial Auto No-Fault (Personal Injury Protection) .....	0	0	0	0	0	0	0	0	0	0	0	0
19.4	Other Commercial Auto Liability .....	0	0	0	0	0	0	0	0	0	0	0	0
21.1	Private Passenger Auto Physical Damage .....	0	0	0	0	0	0	0	0	0	0	0	0
21.2	Commercial Auto Physical Damage .....	0	0	0	0	0	0	0	0	0	0	0	0
22.	Aircraft (all perils) .....	0	0	0	0	0	0	0	0	0	0	0	0
23.	Fidelity .....	0	0	0	0	0	0	0	0	0	0	0	0
24.	Surety .....	0	0	0	0	0	0	0	0	0	0	0	0
26.	Burglary and Theft .....	0	0	0	0	0	0	0	0	0	0	0	0
27.	Boiler and Machinery .....	0	0	0	0	0	0	0	0	0	0	0	0
28.	Credit .....	0	0	0	0	0	0	0	0	0	0	0	0
29.	International .....	0	0	0	0	0	0	0	0	0	0	0	0
30.	Warranty .....	0	0	0	0	0	0	0	0	0	0	0	0
31.	Reins nonproportional assumed property .....	XXX	XXX	XXX	XXX	XXX	XXX	XXX	XXX	XXX	XXX	XXX	XXX
32.	Reins nonproportional assumed liability .....	XXX	XXX	XXX	XXX	XXX	XXX	XXX	XXX	XXX	XXX	XXX	XXX
33.	Reins nonproportional assumed financial lines .....	XXX	XXX	XXX	XXX	XXX	XXX	XXX	XXX	XXX	XXX	XXX	XXX
34.	Aggregate Write-Ins for Other Lines of Business .....	0	0	0	0	0	0	0	0	0	0	0	0
35.	Total (a) .....	0	0	0	0	0	0	0	0	0	0	0	1,949
DETAILS OF WRITE-INS													
3401.	.....												
3402.	.....												
3403.	.....												
3498.	Summary of remaining write-ins for Line 34 from overflow page .....	0	0	0	0	0	0	0	0	0	0	0	0
3499.	Totals (Lines 3401 thru 3403 plus 3498)(Line 34 above) .....	0	0	0	0	0	0	0	0	0	0	0	0

(a) Finance and service charges not included in Lines 1 to 35 \$ .....0  
(b) For health business on indicated lines report: Number of persons insured under PPO managed care products .....0 and number of persons insured under indemnity only products .....0 .



ANNUAL STATEMENT FOR THE YEAR 2023 OF THE STATE AUTOMOBILE MUTUAL INSURANCE COMPANY

EXHIBIT OF PREMIUMS AND LOSSES (Statutory Page 14)

NAIC Group Code 0111		BUSINESS IN THE STATE OF Nebraska		DURING THE YEAR 2023								NAIC Company Code 25135	
Line of Business		Gross Premiums, Including Policy and Membership Fees, Less Return Premiums and Premiums on Policies not Taken		3	4	5	6	7	8	9	10	11	12
		1	2										
		Direct Premiums Written	Direct Premiums Earned	Dividends Paid or Credited to Policyholders on Direct Business	Direct Unearned Premium Reserves	Direct Losses Paid (deducting salvage)	Direct Losses Incurred	Direct Losses Unpaid	Direct Defense and Cost Containment Expense Paid	Direct Defense and Cost Containment Expense Incurred	Direct Defense and Cost Containment Expense Unpaid	Commissions and Brokerage Expenses	Taxes, Licenses and Fees
1.	Fire .....	0	0	0	0	0	0	0	0	0	0	0	0
2.1	Allied Lines .....	0	0	0	0	0	0	0	0	0	0	0	0
2.2	Multiple Peril Crop .....	0	0	0	0	0	0	0	0	0	0	0	0
2.3	Federal Flood .....	0	0	0	0	0	0	0	0	0	0	0	0
2.4	Private Crop .....	0	0	0	0	0	0	0	0	0	0	0	0
2.5	Private Flood .....	0	0	0	0	0	0	0	0	0	0	0	0
3.	Farmowners Multiple Peril .....	0	0	0	0	0	0	0	0	0	0	0	0
4.	Homeowners Multiple Peril .....	0	0	0	0	0	0	0	0	0	0	0	0
5.1	Commercial Multiple Peril (Non-Liability Portion) .....	0	0	0	0	0	0	0	0	0	0	0	0
5.2	Commercial Multiple Peril (Liability Portion) .....	0	0	0	0	0	0	0	0	0	0	0	0
6.	Mortgage Guaranty .....	0	0	0	0	0	0	0	0	0	0	0	0
8.	Ocean Marine .....	0	0	0	0	0	0	0	0	0	0	0	0
9.	Inland Marine .....	0	0	0	0	0	0	0	0	0	0	0	0
10.	Financial Guaranty .....	0	0	0	0	0	0	0	0	0	0	0	0
11.1	Medical Professional Liability - Occurrence .....	0	0	0	0	0	0	0	0	0	0	0	0
11.2	Medical Professional Liability - Claims-Made .....	0	0	0	0	0	0	0	0	0	0	0	0
12.	Earthquake .....	0	0	0	0	0	0	0	0	0	0	0	0
13.1	Comprehensive (hospital and medical) ind (b) .....	0	0	0	0	0	0	0	0	0	0	0	0
13.2	Comprehensive (hospital and medical) group (b) .....	0	0	0	0	0	0	0	0	0	0	0	0
14.	Credit A&H (Group and Individual) .....	0	0	0	0	0	0	0	0	0	0	0	0
15.1	Vision Only (b).....	0	0	0	0	0	0	0	0	0	0	0	0
15.2	Dental Only (b) .....	0	0	0	0	0	0	0	0	0	0	0	0
15.3	Disability Income (b) .....	0	0	0	0	0	0	0	0	0	0	0	0
15.4	Medicare Supplement (b) .....	0	0	0	0	0	0	0	0	0	0	0	0
15.5	Medicaid Title XIX (b) .....	0	0	0	0	0	0	0	0	0	0	0	0
15.6	Medicare Title XVIII (b).....	0	0	0	0	0	0	0	0	0	0	0	0
15.7	Long-Term Care (b) .....	0	0	0	0	0	0	0	0	0	0	0	0
15.8	Federal Employees Health Benefits Plan (b) .....	0	0	0	0	0	0	0	0	0	0	0	0
15.9	Other Health (b) .....	0	0	0	0	0	0	0	0	0	0	0	0
16.	Workers' Compensation .....	0	0	0	0	0	0	0	0	0	0	0	0
17.1	Other Liability - Occurrence .....	0	0	0	0	0	0	0	0	0	0	0	0
17.2	Other Liability - Claims-Made .....	0	0	0	0	0	0	0	0	0	0	0	0
17.3	Excess Workers' Compensation .....	0	0	0	0	0	0	0	0	0	0	0	0
18.1	Products Liability - Occurrence .....	0	0	0	0	0	0	0	0	0	0	0	0
18.2	Products Liability - Claims-Made .....	0	0	0	0	0	0	0	0	0	0	0	0
19.1	Private Passenger Auto No-Fault (Personal Injury Protection) .....	0	0	0	0	0	0	0	0	0	0	0	0
19.2	Other Private Passenger Auto Liability .....	0	0	0	0	0	0	0	0	0	0	0	639
19.3	Commercial Auto No-Fault (Personal Injury Protection) .....	0	0	0	0	0	0	0	0	0	0	0	0
19.4	Other Commercial Auto Liability .....	0	0	0	0	0	0	0	0	0	0	0	0
21.1	Private Passenger Auto Physical Damage .....	0	0	0	0	0	0	0	0	0	0	0	0
21.2	Commercial Auto Physical Damage .....	0	0	0	0	0	0	0	0	0	0	0	0
22.	Aircraft (all perils) .....	0	0	0	0	0	0	0	0	0	0	0	0
23.	Fidelity .....	0	0	0	0	0	0	0	0	0	0	0	0
24.	Surety .....	0	0	0	0	0	0	0	0	(1)	1	0	0
26.	Burglary and Theft .....	0	0	0	0	0	0	0	0	0	0	0	0
27.	Boiler and Machinery .....	0	0	0	0	0	0	0	0	0	0	0	0
28.	Credit .....	0	0	0	0	0	0	0	0	0	0	0	0
29.	International .....	0	0	0	0	0	0	0	0	0	0	0	0
30.	Warranty .....	0	0	0	0	0	0	0	0	0	0	0	0
31.	Reins nonproportional assumed property .....	XXX	XXX	XXX	XXX	XXX	XXX	XXX	XXX	XXX	XXX	XXX	XXX
32.	Reins nonproportional assumed liability .....	XXX	XXX	XXX	XXX	XXX	XXX	XXX	XXX	XXX	XXX	XXX	XXX
33.	Reins nonproportional assumed financial lines .....	XXX	XXX	XXX	XXX	XXX	XXX	XXX	XXX	XXX	XXX	XXX	XXX
34.	Aggregate Write-Ins for Other Lines of Business .....	0	0	0	0	0	0	0	0	0	0	0	0
35.	Total (a) .....	0	0	0	0	0	0	0	0	(1)	1	0	639
DETAILS OF WRITE-INS													
3401.	.....												
3402.	.....												
3403.	.....												
3498.	Summary of remaining write-ins for Line 34 from overflow page .....	0	0	0	0	0	0	0	0	0	0	0	0
3499.	Totals (Lines 3401 thru 3403 plus 3498)(Line 34 above) .....	0	0	0	0	0	0	0	0	0	0	0	0

(a) Finance and service charges not included in Lines 1 to 35 \$ .....0  
(b) For health business on indicated lines report: Number of persons insured under PPO managed care products .....0 and number of persons insured under indemnity only products .....0 .



ANNUAL STATEMENT FOR THE YEAR 2023 OF THE STATE AUTOMOBILE MUTUAL INSURANCE COMPANY

EXHIBIT OF PREMIUMS AND LOSSES (Statutory Page 14)

NAIC Group Code 0111 BUSINESS IN THE STATE OF Nevada DURING THE YEAR 2023 NAIC Company Code 25135

Line of Business		Gross Premiums, Including Policy and Membership Fees, Less Return Premiums and Premiums on Policies not Taken		3	4	5	6	7	8	9	10	11	12
		1	2										
		Direct Premiums Written	Direct Premiums Earned	Dividends Paid or Credited to Policyholders on Direct Business	Direct Unearned Premium Reserves	Direct Losses Paid (deducting salvage)	Direct Losses Incurred	Direct Losses Unpaid	Direct Defense and Cost Containment Expense Paid	Direct Defense and Cost Containment Expense Incurred	Direct Defense and Cost Containment Expense Unpaid	Commissions and Brokerage Expenses	Taxes, Licenses and Fees
1.	Fire .....	0	0	0	0	0	0	0	0	0	0	0	0
2.1	Allied Lines .....	0	0	0	0	0	0	0	0	0	0	0	0
2.2	Multiple Peril Crop .....	0	0	0	0	0	0	0	0	0	0	0	0
2.3	Federal Flood .....	0	0	0	0	0	0	0	0	0	0	0	0
2.4	Private Crop .....	0	0	0	0	0	0	0	0	0	0	0	0
2.5	Private Flood .....	0	0	0	0	0	0	0	0	0	0	0	0
3.	Farmowners Multiple Peril .....	0	0	0	0	0	0	0	0	0	0	0	0
4.	Homeowners Multiple Peril .....	0	0	0	0	0	0	0	0	0	0	0	0
5.1	Commercial Multiple Peril (Non-Liability Portion) .....	0	0	0	0	0	0	0	0	0	0	0	0
5.2	Commercial Multiple Peril (Liability Portion) .....	0	0	0	0	0	0	0	0	0	0	0	0
6.	Mortgage Guaranty .....	0	0	0	0	0	0	0	0	0	0	0	0
8.	Ocean Marine .....	0	0	0	0	0	0	0	0	0	0	0	0
9.	Inland Marine .....	0	0	0	0	0	0	0	0	0	0	0	0
10.	Financial Guaranty .....	0	0	0	0	0	0	0	0	0	0	0	0
11.1	Medical Professional Liability - Occurrence .....	0	0	0	0	0	0	0	0	0	0	0	0
11.2	Medical Professional Liability - Claims-Made .....	0	0	0	0	0	0	0	0	0	0	0	0
12.	Earthquake .....	0	0	0	0	0	0	0	0	0	0	0	0
13.1	Comprehensive (hospital and medical) ind (b) .....	0	0	0	0	0	0	0	0	0	0	0	0
13.2	Comprehensive (hospital and medical) group (b) .....	0	0	0	0	0	0	0	0	0	0	0	0
14.	Credit A&H (Group and Individual) .....	0	0	0	0	0	0	0	0	0	0	0	0
15.1	Vision Only (b).....	0	0	0	0	0	0	0	0	0	0	0	0
15.2	Dental Only (b) .....	0	0	0	0	0	0	0	0	0	0	0	0
15.3	Disability Income (b) .....	0	0	0	0	0	0	0	0	0	0	0	0
15.4	Medicare Supplement (b) .....	0	0	0	0	0	0	0	0	0	0	0	0
15.5	Medicaid Title XIX (b) .....	0	0	0	0	0	0	0	0	0	0	0	0
15.6	Medicare Title XVIII (b).....	0	0	0	0	0	0	0	0	0	0	0	0
15.7	Long-Term Care (b) .....	0	0	0	0	0	0	0	0	0	0	0	0
15.8	Federal Employees Health Benefits Plan (b) .....	0	0	0	0	0	0	0	0	0	0	0	0
15.9	Other Health (b) .....	0	0	0	0	0	0	0	0	0	0	0	0
16.	Workers' Compensation .....	1,564	418	0	1,051	7,646	206	17,479	761	(838)	5,174	272	3,630
17.1	Other Liability - Occurrence .....	0	0	0	0	0	0	0	0	0	0	0	0
17.2	Other Liability - Claims-Made .....	0	0	0	0	0	0	0	0	0	0	0	0
17.3	Excess Workers' Compensation .....	0	0	0	0	0	0	0	0	0	0	0	0
18.1	Products Liability - Occurrence .....	0	0	0	0	0	0	0	0	0	0	0	0
18.2	Products Liability - Claims-Made .....	0	0	0	0	0	0	0	0	0	0	0	0
19.1	Private Passenger Auto No-Fault (Personal Injury Protection) .....	0	0	0	0	0	0	0	0	0	0	0	0
19.2	Other Private Passenger Auto Liability .....	0	0	0	0	0	0	0	0	0	0	0	2,879
19.3	Commercial Auto No-Fault (Personal Injury Protection) .....	0	0	0	0	0	0	0	0	0	0	0	0
19.4	Other Commercial Auto Liability .....	0	0	0	0	0	0	0	0	0	0	0	0
21.1	Private Passenger Auto Physical Damage .....	0	0	0	0	0	0	0	0	0	0	0	0
21.2	Commercial Auto Physical Damage .....	0	0	0	0	0	0	0	0	0	0	0	0
22.	Aircraft (all perils) .....	0	0	0	0	0	0	0	0	0	0	0	0
23.	Fidelity .....	0	0	0	0	0	0	0	0	0	0	0	0
24.	Surety .....	0	0	0	0	0	0	0	0	0	0	0	0
26.	Burglary and Theft .....	0	0	0	0	0	0	0	0	0	0	0	0
27.	Boiler and Machinery .....	0	0	0	0	0	0	0	0	0	0	0	0
28.	Credit .....	0	0	0	0	0	0	0	0	0	0	0	0
29.	International .....	0	0	0	0	0	0	0	0	0	0	0	0
30.	Warranty .....	0	0	0	0	0	0	0	0	0	0	0	0
31.	Reins nonproportional assumed property .....	XXX	XXX	XXX	XXX	XXX	XXX	XXX	XXX	XXX	XXX	XXX	XXX
32.	Reins nonproportional assumed liability .....	XXX	XXX	XXX	XXX	XXX	XXX	XXX	XXX	XXX	XXX	XXX	XXX
33.	Reins nonproportional assumed financial lines .....	XXX	XXX	XXX	XXX	XXX	XXX	XXX	XXX	XXX	XXX	XXX	XXX
34.	Aggregate Write-Ins for Other Lines of Business .....	0	0	0	0	0	0	0	0	0	0	0	0
35.	Total (a) .....	1,564	418	0	1,051	7,646	206	17,479	761	(838)	5,174	272	6,509
DETAILS OF WRITE-INS													
3401.	.....												
3402.	.....												
3403.	.....												
3498.	Summary of remaining write-ins for Line 34 from overflow page .....	0	0	0	0	0	0	0	0	0	0	0	0
3499.	Totals (Lines 3401 thru 3403 plus 3498)(Line 34 above) .....	0	0	0	0	0	0	0	0	0	0	0	0

(a) Finance and service charges not included in Lines 1 to 35 \$ .....0  
(b) For health business on indicated lines report: Number of persons insured under PPO managed care products .....0 and number of persons insured under indemnity only products .....0 .



ANNUAL STATEMENT FOR THE YEAR 2023 OF THE STATE AUTOMOBILE MUTUAL INSURANCE COMPANY

EXHIBIT OF PREMIUMS AND LOSSES (Statutory Page 14)

NAIC Group Code 0111 BUSINESS IN THE STATE OF New Hampshire DURING THE YEAR 2023 NAIC Company Code 25135

Line of Business	Gross Premiums, Including Policy and Membership Fees, Less Return Premiums and Premiums on Policies not Taken		3	4	5	6	7	8	9	10	11	12
	1	2										
	Direct Premiums Written	Direct Premiums Earned	Dividends Paid or Credited to Policyholders on Direct Business	Direct Unearned Premium Reserves	Direct Losses Paid (deducting salvage)	Direct Losses Incurred	Direct Losses Unpaid	Direct Defense and Cost Containment Expense Paid	Direct Defense and Cost Containment Expense Incurred	Direct Defense and Cost Containment Expense Unpaid	Commissions and Brokerage Expenses	Taxes, Licenses and Fees
1. Fire .....	0	0	0	0	0	0	0	0	0	0	0	0
2.1 Allied Lines .....	0	0	0	0	0	0	0	0	0	0	0	0
2.2 Multiple Peril Crop .....	0	0	0	0	0	0	0	0	0	0	0	0
2.3 Federal Flood .....	0	0	0	0	0	0	0	0	0	0	0	0
2.4. Private Crop .....	0	0	0	0	0	0	0	0	0	0	0	0
2.5 Private Flood .....	0	0	0	0	0	0	0	0	0	0	0	0
3. Farmowners Multiple Peril .....	0	0	0	0	0	0	0	0	0	0	0	0
4. Homeowners Multiple Peril .....	0	0	0	0	0	0	0	0	0	0	0	0
5.1 Commercial Multiple Peril (Non-Liability Portion) .....	0	0	0	0	0	0	0	0	0	0	0	0
5.2 Commercial Multiple Peril (Liability Portion) .....	0	0	0	0	0	0	0	0	0	0	0	0
6. Mortgage Guaranty .....	0	0	0	0	0	0	0	0	0	0	0	0
8. Ocean Marine .....	0	0	0	0	0	0	0	0	0	0	0	0
9. Inland Marine .....	0	0	0	0	0	0	0	0	0	0	0	0
10. Financial Guaranty .....	0	0	0	0	0	0	0	0	0	0	0	0
11.1 Medical Professional Liability - Occurrence .....	0	0	0	0	0	0	0	0	0	0	0	0
11.2 Medical Professional Liability - Claims-Made .....	0	0	0	0	0	0	0	0	0	0	0	0
12. Earthquake .....	0	0	0	0	0	0	0	0	0	0	0	0
13.1 Comprehensive (hospital and medical) ind (b) .....	0	0	0	0	0	0	0	0	0	0	0	0
13.2 Comprehensive (hospital and medical) group (b) .....	0	0	0	0	0	0	0	0	0	0	0	0
14. Credit A&H (Group and Individual) .....	0	0	0	0	0	0	0	0	0	0	0	0
15.1 Vision Only (b).....	0	0	0	0	0	0	0	0	0	0	0	0
15.2 Dental Only (b) .....	0	0	0	0	0	0	0	0	0	0	0	0
15.3 Disability Income (b) .....	0	0	0	0	0	0	0	0	0	0	0	0
15.4 Medicare Supplement (b) .....	0	0	0	0	0	0	0	0	0	0	0	0
15.5 Medicaid Title XIX (b) .....	0	0	0	0	0	0	0	0	0	0	0	0
15.6 Medicare Title XVIII (b).....	0	0	0	0	0	0	0	0	0	0	0	0
15.7 Long-Term Care (b) .....	0	0	0	0	0	0	0	0	0	0	0	0
15.8 Federal Employees Health Benefits Plan (b) .....	0	0	0	0	0	0	0	0	0	0	0	0
15.9 Other Health (b) .....	0	0	0	0	0	0	0	0	0	0	0	0
16. Workers' Compensation .....	0	0	0	0	0	0	0	0	0	0	0	0
17.1 Other Liability - Occurrence .....	0	0	0	0	0	0	0	0	0	0	0	0
17.2 Other Liability - Claims-Made .....	0	0	0	0	0	0	0	0	0	0	0	0
17.3 Excess Workers' Compensation .....	0	0	0	0	0	0	0	0	0	0	0	0
18.1 Products Liability - Occurrence .....	0	0	0	0	0	0	0	0	0	0	0	0
18.2 Products Liability - Claims-Made .....	0	0	0	0	0	0	0	0	0	0	0	0
19.1 Private Passenger Auto No-Fault (Personal Injury Protection) .....	0	0	0	0	0	0	0	0	0	0	0	0
19.2 Other Private Passenger Auto Liability .....	0	0	0	0	0	0	0	0	0	0	0	3,581
19.3 Commercial Auto No-Fault (Personal Injury Protection) .....	0	0	0	0	0	0	0	0	0	0	0	0
19.4 Other Commercial Auto Liability .....	0	0	0	0	0	0	0	0	0	0	0	0
21.1 Private Passenger Auto Physical Damage .....	0	0	0	0	0	0	0	0	0	0	0	0
21.2 Commercial Auto Physical Damage .....	0	0	0	0	0	0	0	0	0	0	0	0
22. Aircraft (all perils) .....	0	0	0	0	0	0	0	0	0	0	0	0
23. Fidelity .....	0	0	0	0	0	0	0	0	0	0	0	0
24. Surety .....	0	0	0	0	0	0	0	0	0	0	0	0
26. Burglary and Theft .....	0	0	0	0	0	0	0	0	0	0	0	0
27. Boiler and Machinery .....	0	0	0	0	0	0	0	0	0	0	0	0
28. Credit .....	0	0	0	0	0	0	0	0	0	0	0	0
29. International .....	0	0	0	0	0	0	0	0	0	0	0	0
30. Warranty .....	0	0	0	0	0	0	0	0	0	0	0	0
31. Reins nonproportional assumed property .....	XXX	XXX	XXX	XXX	XXX	XXX	XXX	XXX	XXX	XXX	XXX	XXX
32. Reins nonproportional assumed liability .....	XXX	XXX	XXX	XXX	XXX	XXX	XXX	XXX	XXX	XXX	XXX	XXX
33. Reins nonproportional assumed financial lines .....	XXX	XXX	XXX	XXX	XXX	XXX	XXX	XXX	XXX	XXX	XXX	XXX
34. Aggregate Write-Ins for Other Lines of Business .....	0	0	0	0	0	0	0	0	0	0	0	0
35. Total (a) .....	0	0	0	0	0	0	0	0	0	0	0	3,581
DETAILS OF WRITE-INS												
3401. ....												
3402. ....												
3403. ....												
3498. Summary of remaining write-ins for Line 34 from overflow page .....	0	0	0	0	0	0	0	0	0	0	0	0
3499. Totals (Lines 3401 thru 3403 plus 3498)(Line 34 above) .....	0	0	0	0	0	0	0	0	0	0	0	0

(a) Finance and service charges not included in Lines 1 to 35 \$ .....0  
(b) For health business on indicated lines report: Number of persons insured under PPO managed care products .....0 and number of persons insured under indemnity only products .....0 .



ANNUAL STATEMENT FOR THE YEAR 2023 OF THE STATE AUTOMOBILE MUTUAL INSURANCE COMPANY

EXHIBIT OF PREMIUMS AND LOSSES (Statutory Page 14)

NAIC Group Code 0111 BUSINESS IN THE STATE OF New Jersey DURING THE YEAR 2023 NAIC Company Code 25135

Line of Business	Gross Premiums, Including Policy and Membership Fees, Less Return Premiums and Premiums on Policies not Taken		3	4	5	6	7	8	9	10	11	12
	1	2										
	Direct Premiums Written	Direct Premiums Earned	Dividends Paid or Credited to Policyholders on Direct Business	Direct Unearned Premium Reserves	Direct Losses Paid (deducting salvage)	Direct Losses Incurred	Direct Losses Unpaid	Direct Defense and Cost Containment Expense Paid	Direct Defense and Cost Containment Expense Incurred	Direct Defense and Cost Containment Expense Unpaid	Commissions and Brokerage Expenses	Taxes, Licenses and Fees
1. Fire .....	0	0	0	0	0	0	0	0	0	0	0	0
2.1 Allied Lines .....	0	0	0	0	0	0	0	0	0	0	0	0
2.2 Multiple Peril Crop .....	0	0	0	0	0	0	0	0	0	0	0	0
2.3 Federal Flood .....	0	0	0	0	0	0	0	0	0	0	0	0
2.4. Private Crop .....	0	0	0	0	0	0	0	0	0	0	0	0
2.5 Private Flood .....	0	0	0	0	0	0	0	0	0	0	0	0
3. Farmowners Multiple Peril .....	0	0	0	0	0	0	0	0	0	0	0	0
4. Homeowners Multiple Peril .....	0	0	0	0	0	0	0	0	0	0	0	0
5.1 Commercial Multiple Peril (Non-Liability Portion) .....	0	0	0	0	0	0	0	0	0	0	0	0
5.2 Commercial Multiple Peril (Liability Portion) .....	0	0	0	0	0	0	0	0	0	0	0	0
6. Mortgage Guaranty .....	0	0	0	0	0	0	0	0	0	0	0	0
8. Ocean Marine .....	0	0	0	0	0	0	0	0	0	0	0	0
9. Inland Marine .....	0	0	0	0	0	0	0	0	0	0	0	0
10. Financial Guaranty .....	0	0	0	0	0	0	0	0	0	0	0	0
11.1 Medical Professional Liability - Occurrence .....	0	0	0	0	0	0	0	0	0	0	0	0
11.2 Medical Professional Liability - Claims-Made .....	0	0	0	0	0	0	0	0	0	0	0	0
12. Earthquake .....	0	0	0	0	0	0	0	0	0	0	0	0
13.1 Comprehensive (hospital and medical) ind (b) .....	0	0	0	0	0	0	0	0	0	0	0	0
13.2 Comprehensive (hospital and medical) group (b) .....	0	0	0	0	0	0	0	0	0	0	0	0
14. Credit A&H (Group and Individual) .....	0	0	0	0	0	0	0	0	0	0	0	0
15.1 Vision Only (b).....	0	0	0	0	0	0	0	0	0	0	0	0
15.2 Dental Only (b) .....	0	0	0	0	0	0	0	0	0	0	0	0
15.3 Disability Income (b) .....	0	0	0	0	0	0	0	0	0	0	0	0
15.4 Medicare Supplement (b) .....	0	0	0	0	0	0	0	0	0	0	0	0
15.5 Medicaid Title XIX (b) .....	0	0	0	0	0	0	0	0	0	0	0	0
15.6 Medicare Title XVIII (b).....	0	0	0	0	0	0	0	0	0	0	0	0
15.7 Long-Term Care (b) .....	0	0	0	0	0	0	0	0	0	0	0	0
15.8 Federal Employees Health Benefits Plan (b) .....	0	0	0	0	0	0	0	0	0	0	0	0
15.9 Other Health (b) .....	0	0	0	0	0	0	0	0	0	0	0	0
16. Workers' Compensation .....	0	0	0	0	0	0	0	0	0	0	0	0
17.1 Other Liability - Occurrence .....	0	0	0	0	0	0	0	0	0	0	0	0
17.2 Other Liability - Claims-Made .....	0	0	0	0	0	0	0	0	0	0	0	0
17.3 Excess Workers' Compensation .....	0	0	0	0	0	0	0	0	0	0	0	0
18.1 Products Liability - Occurrence .....	0	0	0	0	0	0	0	0	0	0	0	0
18.2 Products Liability - Claims-Made .....	0	0	0	0	0	0	0	0	0	0	0	0
19.1 Private Passenger Auto No-Fault (Personal Injury Protection) .....	0	0	0	0	0	0	0	0	0	0	0	0
19.2 Other Private Passenger Auto Liability .....	0	0	0	0	0	0	0	0	0	0	0	1,636
19.3 Commercial Auto No-Fault (Personal Injury Protection) .....	0	0	0	0	0	0	0	0	0	0	0	0
19.4 Other Commercial Auto Liability .....	0	0	0	0	0	0	0	0	0	0	0	0
21.1 Private Passenger Auto Physical Damage .....	0	0	0	0	0	0	0	0	0	0	0	0
21.2 Commercial Auto Physical Damage .....	0	0	0	0	0	0	0	0	0	0	0	0
22. Aircraft (all perils) .....	0	0	0	0	0	0	0	0	0	0	0	0
23. Fidelity .....	0	0	0	0	0	0	0	0	0	0	0	0
24. Surety .....	0	0	0	0	0	0	(6)	0	(5)	10	0	0
26. Burglary and Theft .....	0	0	0	0	0	0	0	0	0	0	0	0
27. Boiler and Machinery .....	0	0	0	0	0	0	0	0	0	0	0	0
28. Credit .....	0	0	0	0	0	0	0	0	0	0	0	0
29. International .....	0	0	0	0	0	0	0	0	0	0	0	0
30. Warranty .....	0	0	0	0	0	0	0	0	0	0	0	0
31. Reins nonproportional assumed property .....	XXX	XXX	XXX	XXX	XXX	XXX	XXX	XXX	XXX	XXX	XXX	XXX
32. Reins nonproportional assumed liability .....	XXX	XXX	XXX	XXX	XXX	XXX	XXX	XXX	XXX	XXX	XXX	XXX
33. Reins nonproportional assumed financial lines .....	XXX	XXX	XXX	XXX	XXX	XXX	XXX	XXX	XXX	XXX	XXX	XXX
34. Aggregate Write-Ins for Other Lines of Business .....	0	0	0	0	0	0	0	0	0	0	0	0
35. Total (a) .....	0	0	0	0	0	0	(6)	0	(5)	10	0	1,636
DETAILS OF WRITE-INS												
3401. ....												
3402. ....												
3403. ....												
3498. Summary of remaining write-ins for Line 34 from overflow page .....	0	0	0	0	0	0	0	0	0	0	0	0
3499. Totals (Lines 3401 thru 3403 plus 3498)(Line 34 above) .....	0	0	0	0	0	0	0	0	0	0	0	0

(a) Finance and service charges not included in Lines 1 to 35 \$ .....0  
(b) For health business on indicated lines report: Number of persons insured under PPO managed care products .....0 and number of persons insured under indemnity only products .....0 .





ANNUAL STATEMENT FOR THE YEAR 2023 OF THE STATE AUTOMOBILE MUTUAL INSURANCE COMPANY

EXHIBIT OF PREMIUMS AND LOSSES (Statutory Page 14)

NAIC Group Code 0111 BUSINESS IN THE STATE OF New Mexico DURING THE YEAR 2023 NAIC Company Code 25135

Line of Business		Gross Premiums, Including Policy and Membership Fees, Less Return Premiums and Premiums on Policies not Taken		3	4	5	6	7	8	9	10	11	12
		1	2										
		Direct Premiums Written	Direct Premiums Earned	Dividends Paid or Credited to Policyholders on Direct Business	Direct Unearned Premium Reserves	Direct Losses Paid (deducting salvage)	Direct Losses Incurred	Direct Losses Unpaid	Direct Defense and Cost Containment Expense Paid	Direct Defense and Cost Containment Expense Incurred	Direct Defense and Cost Containment Expense Unpaid	Commissions and Brokerage Expenses	Taxes, Licenses and Fees
1.	Fire .....	0	0	0	0	0	0	0	0	0	0	0	0
2.1	Allied Lines .....	0	0	0	0	0	0	0	0	0	0	0	0
2.2	Multiple Peril Crop .....	0	0	0	0	0	0	0	0	0	0	0	0
2.3	Federal Flood .....	0	0	0	0	0	0	0	0	0	0	0	0
2.4	Private Crop .....	0	0	0	0	0	0	0	0	0	0	0	0
2.5	Private Flood .....	0	0	0	0	0	0	0	0	0	0	0	0
3.	Farmowners Multiple Peril .....	0	0	0	0	0	0	0	0	0	0	0	0
4.	Homeowners Multiple Peril .....	0	0	0	0	0	0	0	0	0	0	0	0
5.1	Commercial Multiple Peril (Non-Liability Portion) .....	0	0	0	0	0	0	0	0	0	0	0	0
5.2	Commercial Multiple Peril (Liability Portion) .....	0	0	0	0	0	0	0	0	0	0	0	0
6.	Mortgage Guaranty .....	0	0	0	0	0	0	0	0	0	0	0	0
8.	Ocean Marine .....	0	0	0	0	0	0	0	0	0	0	0	0
9.	Inland Marine .....	0	0	0	0	0	0	0	0	0	0	0	0
10.	Financial Guaranty .....	0	0	0	0	0	0	0	0	0	0	0	0
11.1	Medical Professional Liability - Occurrence .....	0	0	0	0	0	0	0	0	0	0	0	0
11.2	Medical Professional Liability - Claims-Made .....	0	0	0	0	0	0	0	0	0	0	0	0
12.	Earthquake .....	0	0	0	0	0	0	0	0	0	0	0	0
13.1	Comprehensive (hospital and medical) ind (b) .....	0	0	0	0	0	0	0	0	0	0	0	0
13.2	Comprehensive (hospital and medical) group (b) .....	0	0	0	0	0	0	0	0	0	0	0	0
14.	Credit A&H (Group and Individual) .....	0	0	0	0	0	0	0	0	0	0	0	0
15.1	Vision Only (b).....	0	0	0	0	0	0	0	0	0	0	0	0
15.2	Dental Only (b) .....	0	0	0	0	0	0	0	0	0	0	0	0
15.3	Disability Income (b) .....	0	0	0	0	0	0	0	0	0	0	0	0
15.4	Medicare Supplement (b) .....	0	0	0	0	0	0	0	0	0	0	0	0
15.5	Medicaid Title XIX (b) .....	0	0	0	0	0	0	0	0	0	0	0	0
15.6	Medicare Title XVIII (b).....	0	0	0	0	0	0	0	0	0	0	0	0
15.7	Long-Term Care (b) .....	0	0	0	0	0	0	0	0	0	0	0	0
15.8	Federal Employees Health Benefits Plan (b) .....	0	0	0	0	0	0	0	0	0	0	0	0
15.9	Other Health (b) .....	0	0	0	0	0	0	0	0	0	0	0	0
16.	Workers' Compensation .....	0	0	0	0	0	0	0	0	0	0	0	0
17.1	Other Liability - Occurrence .....	0	0	0	0	0	0	0	0	0	0	0	0
17.2	Other Liability - Claims-Made .....	0	0	0	0	0	0	0	0	0	0	0	0
17.3	Excess Workers' Compensation .....	0	0	0	0	0	0	0	0	0	0	0	0
18.1	Products Liability - Occurrence .....	0	0	0	0	0	0	0	0	0	0	0	0
18.2	Products Liability - Claims-Made .....	0	0	0	0	0	0	0	0	0	0	0	0
19.1	Private Passenger Auto No-Fault (Personal Injury Protection) .....	0	0	0	0	0	0	0	0	0	0	0	0
19.2	Other Private Passenger Auto Liability .....	0	0	0	0	0	0	0	0	0	0	0	4,285
19.3	Commercial Auto No-Fault (Personal Injury Protection) .....	0	0	0	0	0	0	0	0	0	0	0	0
19.4	Other Commercial Auto Liability .....	0	0	0	0	0	0	0	0	0	0	0	0
21.1	Private Passenger Auto Physical Damage .....	0	0	0	0	0	0	0	0	0	0	0	0
21.2	Commercial Auto Physical Damage .....	0	0	0	0	0	0	0	0	0	0	0	0
22.	Aircraft (all perils) .....	0	0	0	0	0	0	0	0	0	0	0	0
23.	Fidelity .....	0	0	0	0	0	0	0	0	0	0	0	0
24.	Surety .....	0	0	0	0	0	0	0	0	0	0	0	0
26.	Burglary and Theft .....	0	0	0	0	0	0	0	0	0	0	0	0
27.	Boiler and Machinery .....	0	0	0	0	0	0	0	0	0	0	0	0
28.	Credit .....	0	0	0	0	0	0	0	0	0	0	0	0
29.	International .....	0	0	0	0	0	0	0	0	0	0	0	0
30.	Warranty .....	0	0	0	0	0	0	0	0	0	0	0	0
31.	Reins nonproportional assumed property .....	XXX	XXX	XXX	XXX	XXX	XXX	XXX	XXX	XXX	XXX	XXX	XXX
32.	Reins nonproportional assumed liability .....	XXX	XXX	XXX	XXX	XXX	XXX	XXX	XXX	XXX	XXX	XXX	XXX
33.	Reins nonproportional assumed financial lines .....	XXX	XXX	XXX	XXX	XXX	XXX	XXX	XXX	XXX	XXX	XXX	XXX
34.	Aggregate Write-Ins for Other Lines of Business .....	0	0	0	0	0	0	0	0	0	0	0	0
35.	Total (a) .....	0	0	0	0	0	0	0	0	0	0	0	4,285
DETAILS OF WRITE-INS													
3401.	.....												
3402.	.....												
3403.	.....												
3498.	Summary of remaining write-ins for Line 34 from overflow page .....	0	0	0	0	0	0	0	0	0	0	0	0
3499.	Totals (Lines 3401 thru 3403 plus 3498)(Line 34 above) .....	0	0	0	0	0	0	0	0	0	0	0	0

(a) Finance and service charges not included in Lines 1 to 35 \$ .....0  
(b) For health business on indicated lines report: Number of persons insured under PPO managed care products .....0 and number of persons insured under indemnity only products .....0 .



ANNUAL STATEMENT FOR THE YEAR 2023 OF THE STATE AUTOMOBILE MUTUAL INSURANCE COMPANY

EXHIBIT OF PREMIUMS AND LOSSES (Statutory Page 14)

NAIC Group Code 0111 BUSINESS IN THE STATE OF New York DURING THE YEAR 2023 NAIC Company Code 25135

Line of Business		Gross Premiums, Including Policy and Membership Fees, Less Return Premiums and Premiums on Policies not Taken		3	4	5	6	7	8	9	10	11	12
		1	2										
		Direct Premiums Written	Direct Premiums Earned	Dividends Paid or Credited to Policyholders on Direct Business	Direct Unearned Premium Reserves	Direct Losses Paid (deducting salvage)	Direct Losses Incurred	Direct Losses Unpaid	Direct Defense and Cost Containment Expense Paid	Direct Defense and Cost Containment Expense Incurred	Direct Defense and Cost Containment Expense Unpaid	Commissions and Brokerage Expenses	Taxes, Licenses and Fees
1.	Fire .....	0	0	0	0	0	0	0	0	0	0	0	0
2.1	Allied Lines .....	0	0	0	0	0	0	0	0	0	0	0	0
2.2	Multiple Peril Crop .....	0	0	0	0	0	0	0	0	0	0	0	0
2.3	Federal Flood .....	0	0	0	0	0	0	0	0	0	0	0	0
2.4	Private Crop .....	0	0	0	0	0	0	0	0	0	0	0	0
2.5	Private Flood .....	0	0	0	0	0	0	0	0	0	0	0	0
3.	Farmowners Multiple Peril .....	0	0	0	0	0	0	0	0	0	0	0	0
4.	Homeowners Multiple Peril .....	0	0	0	0	0	0	0	0	0	0	0	0
5.1	Commercial Multiple Peril (Non-Liability Portion) .....	0	0	0	0	0	0	0	0	0	0	0	0
5.2	Commercial Multiple Peril (Liability Portion) .....	0	0	0	0	0	0	0	0	0	0	0	0
6.	Mortgage Guaranty .....	0	0	0	0	0	0	0	0	0	0	0	0
8.	Ocean Marine .....	0	0	0	0	0	0	0	0	0	0	0	0
9.	Inland Marine .....	0	0	0	0	0	0	0	0	0	0	0	0
10.	Financial Guaranty .....	0	0	0	0	0	0	0	0	0	0	0	0
11.1	Medical Professional Liability - Occurrence .....	0	0	0	0	0	0	0	0	0	0	0	0
11.2	Medical Professional Liability - Claims-Made .....	0	0	0	0	0	0	0	0	0	0	0	0
12.	Earthquake .....	0	0	0	0	0	0	0	0	0	0	0	0
13.1	Comprehensive (hospital and medical) ind (b) .....	0	0	0	0	0	0	0	0	0	0	0	0
13.2	Comprehensive (hospital and medical) group (b) .....	0	0	0	0	0	0	0	0	0	0	0	0
14.	Credit A&H (Group and Individual) .....	0	0	0	0	0	0	0	0	0	0	0	0
15.1	Vision Only (b).....	0	0	0	0	0	0	0	0	0	0	0	0
15.2	Dental Only (b) .....	0	0	0	0	0	0	0	0	0	0	0	0
15.3	Disability Income (b) .....	0	0	0	0	0	0	0	0	0	0	0	0
15.4	Medicare Supplement (b) .....	0	0	0	0	0	0	0	0	0	0	0	0
15.5	Medicaid Title XIX (b) .....	0	0	0	0	0	0	0	0	0	0	0	0
15.6	Medicare Title XVIII (b).....	0	0	0	0	0	0	0	0	0	0	0	0
15.7	Long-Term Care (b) .....	0	0	0	0	0	0	0	0	0	0	0	0
15.8	Federal Employees Health Benefits Plan (b) .....	0	0	0	0	0	0	0	0	0	0	0	0
15.9	Other Health (b) .....	0	0	0	0	0	0	0	0	0	0	0	0
16.	Workers' Compensation .....	0	0	0	0	0	0	0	0	0	0	0	0
17.1	Other Liability - Occurrence .....	0	0	0	0	0	0	0	0	0	0	0	0
17.2	Other Liability - Claims-Made .....	0	0	0	0	0	0	0	0	0	0	0	0
17.3	Excess Workers' Compensation .....	0	0	0	0	0	0	0	0	0	0	0	0
18.1	Products Liability - Occurrence .....	0	0	0	0	0	0	0	0	0	0	0	0
18.2	Products Liability - Claims-Made .....	0	0	0	0	0	0	0	0	0	0	0	0
19.1	Private Passenger Auto No-Fault (Personal Injury Protection) .....	0	0	0	0	0	0	0	0	0	0	0	0
19.2	Other Private Passenger Auto Liability .....	0	0	0	0	0	0	0	0	0	0	0	293
19.3	Commercial Auto No-Fault (Personal Injury Protection) .....	0	0	0	0	0	0	0	0	0	0	0	0
19.4	Other Commercial Auto Liability .....	0	0	0	0	0	0	0	0	0	0	0	0
21.1	Private Passenger Auto Physical Damage .....	0	0	0	0	0	0	0	0	0	0	0	0
21.2	Commercial Auto Physical Damage .....	0	0	0	0	0	0	0	0	0	0	0	0
22.	Aircraft (all perils) .....	0	0	0	0	0	0	0	0	0	0	0	0
23.	Fidelity .....	0	0	0	0	0	0	0	0	0	0	0	0
24.	Surety .....	0	0	0	0	0	0	0	0	0	0	0	0
26.	Burglary and Theft .....	0	0	0	0	0	0	0	0	0	0	0	0
27.	Boiler and Machinery .....	0	0	0	0	0	0	0	0	0	0	0	0
28.	Credit .....	0	0	0	0	0	0	0	0	0	0	0	0
29.	International .....	0	0	0	0	0	0	0	0	0	0	0	0
30.	Warranty .....	0	0	0	0	0	0	0	0	0	0	0	0
31.	Reins nonproportional assumed property .....	XXX	XXX	XXX	XXX	XXX	XXX	XXX	XXX	XXX	XXX	XXX	XXX
32.	Reins nonproportional assumed liability .....	XXX	XXX	XXX	XXX	XXX	XXX	XXX	XXX	XXX	XXX	XXX	XXX
33.	Reins nonproportional assumed financial lines .....	XXX	XXX	XXX	XXX	XXX	XXX	XXX	XXX	XXX	XXX	XXX	XXX
34.	Aggregate Write-Ins for Other Lines of Business .....	0	0	0	0	0	0	0	0	0	0	0	0
35.	Total (a) .....	0	0	0	0	0	0	0	0	0	0	0	293
DETAILS OF WRITE-INS													
3401.	.....												
3402.	.....												
3403.	.....												
3498.	Summary of remaining write-ins for Line 34 from overflow page .....	0	0	0	0	0	0	0	0	0	0	0	0
3499.	Totals (Lines 3401 thru 3403 plus 3498)(Line 34 above) .....	0	0	0	0	0	0	0	0	0	0	0	0

(a) Finance and service charges not included in Lines 1 to 35 \$ .....0  
(b) For health business on indicated lines report: Number of persons insured under PPO managed care products .....0 and number of persons insured under indemnity only products .....0 .



ANNUAL STATEMENT FOR THE YEAR 2023 OF THE STATE AUTOMOBILE MUTUAL INSURANCE COMPANY

EXHIBIT OF PREMIUMS AND LOSSES (Statutory Page 14)

NAIC Group Code 0111 BUSINESS IN THE STATE OF North Carolina DURING THE YEAR 2023 NAIC Company Code 25135

Line of Business		Gross Premiums, Including Policy and Membership Fees, Less Return Premiums and Premiums on Policies not Taken		3	4	5	6	7	8	9	10	11	12
		1	2										
		Direct Premiums Written	Direct Premiums Earned	Dividends Paid or Credited to Policyholders on Direct Business	Direct Unearned Premium Reserves	Direct Losses Paid (deducting salvage)	Direct Losses Incurred	Direct Losses Unpaid	Direct Defense and Cost Containment Expense Paid	Direct Defense and Cost Containment Expense Incurred	Direct Defense and Cost Containment Expense Unpaid	Commissions and Brokerage Expenses	Taxes, Licenses and Fees
1.	Fire .....	2,733,164	2,571,684	0	945,244	1,894,237	2,658,992	1,249,645	14,574	43,412	98,234	449,256	64,692
2.1	Allied Lines .....	2,493,037	2,309,532	0	1,006,226	617,017	775,415	455,981	20,210	1,065	(1,280)	405,087	51,773
2.2	Multiple Peril Crop .....	0	0	0	0	0	0	0	0	0	0	0	0
2.3	Federal Flood .....	0	0	0	0	0	0	0	0	0	0	0	0
2.4	Private Crop .....	0	0	0	0	0	0	0	0	0	0	0	0
2.5	Private Flood .....	0	0	0	0	0	0	0	0	0	0	0	0
3.	Farmowners Multiple Peril .....	1,399,281	1,204,383	0	621,080	831,206	714,569	240,737	2,951	5,982	9,293	225,538	30,901
4.	Homeowners Multiple Peril .....	7,565,337	7,867,021	0	3,832,234	5,738,408	6,763,363	2,338,594	70,033	71,596	91,482	1,622,779	184,780
5.1	Commercial Multiple Peril (Non-Liability Portion) .....	2,658,128	2,569,524	0	1,276,286	2,038,021	2,918,451	1,768,266	67,248	56,545	59,852	435,154	57,635
5.2	Commercial Multiple Peril (Liability Portion) .....	996,395	953,776	0	490,395	896,129	570,335	358,046	36,596	71,951	307,411	162,053	20,789
6.	Mortgage Guaranty .....	0	0	0	0	0	0	0	0	0	0	0	0
8.	Ocean Marine .....	0	0	0	0	0	0	0	0	0	0	0	0
9.	Inland Marine .....	450,503	425,123	0	223,534	57,546	67,373	8,746	0	548	2,393	79,512	9,583
10.	Financial Guaranty .....	0	0	0	0	0	0	0	0	0	0	0	0
11.1	Medical Professional Liability - Occurrence .....	0	0	0	0	0	0	0	0	0	0	0	0
11.2	Medical Professional Liability - Claims-Made .....	0	0	0	0	0	0	0	0	0	0	0	0
12.	Earthquake .....	14,297	12,790	0	7,228	0	0	340	0	0	61	2,752	292
13.1	Comprehensive (hospital and medical) ind (b) .....	0	0	0	0	0	0	0	0	0	0	0	0
13.2	Comprehensive (hospital and medical) group (b) .....	0	0	0	0	0	0	0	0	0	0	0	0
14.	Credit A&H (Group and Individual) .....	0	0	0	0	0	0	0	0	0	0	0	0
15.1	Vision Only (b).....	0	0	0	0	0	0	0	0	0	0	0	0
15.2	Dental Only (b) .....	0	0	0	0	0	0	0	0	0	0	0	0
15.3	Disability Income (b) .....	0	0	0	0	0	0	0	0	0	0	0	0
15.4	Medicare Supplement (b) .....	0	0	0	0	0	0	0	0	0	0	0	0
15.5	Medicaid Title XIX (b) .....	0	0	0	0	0	0	0	0	0	0	0	0
15.6	Medicare Title XVIII (b).....	0	0	0	0	0	0	0	0	0	0	0	0
15.7	Long-Term Care (b) .....	0	0	0	0	0	0	0	0	0	0	0	0
15.8	Federal Employees Health Benefits Plan (b) .....	0	0	0	0	0	0	0	0	0	0	0	0
15.9	Other Health (b) .....	0	0	0	0	0	0	0	0	0	0	0	0
16.	Workers' Compensation .....	593,791	779,089	0	366,205	647,326	440,651	2,110,808	98,935	(55,292)	267,489	34,818	24,910
17.1	Other Liability - Occurrence .....	2,890,065	3,094,698	0	1,132,611	169,469	2,585,043	4,072,271	82,630	161,142	591,109	455,254	54,307
17.2	Other Liability - Claims-Made .....	84,013	79,611	0	34,433	0	44,304	81,622	0	5,458	13,261	13,417	1,546
17.3	Excess Workers' Compensation .....	0	0	0	0	0	0	0	0	0	0	0	0
18.1	Products Liability - Occurrence .....	45,933	44,409	0	21,562	36,170	11,249	18,567	0	1,254	15,950	7,801	970
18.2	Products Liability - Claims-Made .....	0	0	0	0	0	0	0	0	0	0	0	0
19.1	Private Passenger Auto No-Fault (Personal Injury Protection) .....	0	0	0	0	0	0	0	0	0	0	0	0
19.2	Other Private Passenger Auto Liability .....	0	0	0	0	0	0	0	0	0	0	0	0
19.3	Commercial Auto No-Fault (Personal Injury Protection) .....	950	873	0	344	0	1,546	2,399	0	159	218	117	13
19.4	Other Commercial Auto Liability .....	5,160,075	4,894,508	0	2,429,224	2,509,744	5,137,604	6,771,513	33,506	310,171	780,446	643,787	91,934
21.1	Private Passenger Auto Physical Damage .....	0	0	0	0	0	0	0	0	0	0	0	0
21.2	Commercial Auto Physical Damage .....	1,966,334	1,904,334	0	965,171	1,397,917	1,438,025	57,976	3,228	8,688	18,044	242,140	36,974
22.	Aircraft (all perils) .....	0	0	0	0	0	0	0	0	0	0	0	0
23.	Fidelity .....	5,192	5,973	0	3,313	0	228	796	0	219	573	922	143
24.	Surety (583) .....	0	1,151	0	33	0	38	3,602	0	(986)	1,862	(175)	35
26.	Burglary and Theft .....	18,514	18,048	0	7,545	21,279	81,383	61,049	0	429	1,107	3,005	321
27.	Boiler and Machinery .....	122,914	116,523	0	46,812	28,971	34,213	11,515	0	3,167	5,328	20,107	2,665
28.	Credit .....	0	0	0	0	0	0	0	0	0	0	0	0
29.	International .....	0	0	0	0	0	0	0	0	0	0	0	0
30.	Warranty .....	0	0	0	0	0	0	0	0	0	0	0	0
31.	Reins nonproportional assumed property .....	XXX	XXX	XXX	XXX	XXX	XXX	XXX	XXX	XXX	XXX	XXX	XXX
32.	Reins nonproportional assumed liability .....	XXX	XXX	XXX	XXX	XXX	XXX	XXX	XXX	XXX	XXX	XXX	XXX
33.	Reins nonproportional assumed financial lines .....	XXX	XXX	XXX	XXX	XXX	XXX	XXX	XXX	XXX	XXX	XXX	XXX
34.	Aggregate Write-Ins for Other Lines of Business .....	0	0	0	0	0	0	0	0	0	0	0	0
35.	Total (a) .....	29,197,340	28,853,052	0	13,409,479	16,883,440	24,242,784	19,612,474	429,910	685,507	2,262,833	4,803,322	634,263
DETAILS OF WRITE-INS													
3401.	.....												
3402.	.....												
3403.	.....												
3498.	Summary of remaining write-ins for Line 34 from overflow page .....	0	0	0	0	0	0	0	0	0	0	0	0
3499.	Totals (Lines 3401 thru 3403 plus 3498)(Line 34 above) .....	0	0	0	0	0	0	0	0	0	0	0	0

(a) Finance and service charges not included in Lines 1 to 35 \$ 32,798  
(b) For health business on indicated lines report: Number of persons insured under PPO managed care products 0 and number of persons insured under indemnity only products 0



ANNUAL STATEMENT FOR THE YEAR 2023 OF THE STATE AUTOMOBILE MUTUAL INSURANCE COMPANY

EXHIBIT OF PREMIUMS AND LOSSES (Statutory Page 14)

NAIC Group Code 0111 BUSINESS IN THE STATE OF North Dakota DURING THE YEAR 2023 NAIC Company Code 25135

Line of Business	Gross Premiums, Including Policy and Membership Fees, Less Return Premiums and Premiums on Policies not Taken		3  Dividends Paid or Credited to Policyholders on Direct Business	4  Direct Unearned Premium Reserves	5  Direct Losses Paid (deducting salvage)	6  Direct Losses Incurred	7  Direct Losses Unpaid	8  Direct Defense and Cost Containment Expense Paid	9  Direct Defense and Cost Containment Expense Incurred	10  Direct Defense and Cost Containment Expense Unpaid	11  Commissions and Brokerage Expenses	12  Taxes, Licenses and Fees
	1 Direct Premiums Written	2 Direct Premiums Earned										
1. Fire .....	740,532	686,561	0	366,196	159,900	58,159	113,022	9,121	(705)	11,700	125,767	10,371
2.1 Allied Lines .....	1,496,582	1,405,640	0	723,795	1,762,192	542,560	(692,966)	47,518	9,982	(3,748)	265,066	21,635
2.2 Multiple Peril Crop .....	0	0	0	0	0	0	0	0	0	0	0	0
2.3 Federal Flood .....	0	0	0	0	0	0	0	0	0	0	0	0
2.4. Private Crop .....	0	0	0	0	0	0	0	0	0	0	0	0
2.5 Private Flood .....	0	0	0	0	0	0	0	0	0	0	0	0
3. Farmowners Multiple Peril .....	8,600,034	8,262,967	0	4,296,014	4,868,443	4,860,670	1,059,845	31,075	39,863	110,280	1,384,999	167,083
4. Homeowners Multiple Peril .....	4,907,780	5,239,919	0	2,642,894	4,174,239	3,479,738	208,737	34,460	22,243	46,386	859,619	86,593
5.1 Commercial Multiple Peril (Non-Liability Portion) .....	1,242,033	1,110,453	0	634,870	570,259	518,419	136,803	18,300	16,291	18,488	205,037	21,170
5.2 Commercial Multiple Peril (Liability Portion) .....	468,161	429,592	0	237,140	(3,074)	257,023	462,551	955	36,948	110,551	77,815	7,990
6. Mortgage Guaranty .....	0	0	0	0	0	0	0	0	0	0	0	0
8. Ocean Marine .....	0	0	0	0	0	0	0	0	0	0	0	0
9. Inland Marine .....	197,689	212,953	0	87,104	22,455	17,602	(43,476)	0	276	880	32,612	2,998
10. Financial Guaranty .....	0	0	0	0	0	0	0	0	0	0	0	0
11.1 Medical Professional Liability - Occurrence .....	0	0	0	0	0	0	0	0	0	0	0	0
11.2 Medical Professional Liability - Claims-Made .....	0	0	0	0	0	0	0	0	0	0	0	0
12. Earthquake .....	1,166	1,131	0	682	0	0	40	0	0	6	197	1
13.1 Comprehensive (hospital and medical) ind (b) .....	0	0	0	0	0	0	0	0	0	0	0	0
13.2 Comprehensive (hospital and medical) group (b) .....	0	0	0	0	0	0	0	0	0	0	0	0
14. Credit A&H (Group and Individual) .....	0	0	0	0	0	0	0	0	0	0	0	0
15.1 Vision Only (b).....	0	0	0	0	0	0	0	0	0	0	0	0
15.2 Dental Only (b) .....	0	0	0	0	0	0	0	0	0	0	0	0
15.3 Disability Income (b) .....	0	0	0	0	0	0	0	0	0	0	0	0
15.4 Medicare Supplement (b) .....	0	0	0	0	0	0	0	0	0	0	0	0
15.5 Medicaid Title XIX (b) .....	0	0	0	0	0	0	0	0	0	0	0	0
15.6 Medicare Title XVIII (b).....	0	0	0	0	0	0	0	0	0	0	0	0
15.7 Long-Term Care (b) .....	0	0	0	0	0	0	0	0	0	0	0	0
15.8 Federal Employees Health Benefits Plan (b) .....	0	0	0	0	0	0	0	0	0	0	0	0
15.9 Other Health (b) .....	0	0	0	0	0	0	0	0	0	0	0	0
16. Workers' Compensation .....	0	0	0	0	0	0	0	0	0	0	0	0
17.1 Other Liability - Occurrence .....	968,362	928,460	0	489,993	1,034,151	972,056	1,089,109	6,078	67,560	251,874	158,924	16,020
17.2 Other Liability - Claims-Made .....	17,270	16,292	0	9,559	0	9,066	16,995	0	1,117	2,775	2,684	280
17.3 Excess Workers' Compensation .....	0	0	0	0	0	0	0	0	0	0	0	0
18.1 Products Liability - Occurrence .....	1,819	1,714	0	932	0	434	3,680	0	37	3,316	289	42
18.2 Products Liability - Claims-Made .....	0	0	0	0	0	0	0	0	0	0	0	0
19.1 Private Passenger Auto No-Fault (Personal Injury Protection) .....	0	0	0	0	0	0	0	0	0	0	0	0
19.2 Other Private Passenger Auto Liability .....	0	0	0	0	0	0	0	0	0	0	0	0
19.3 Commercial Auto No-Fault (Personal Injury Protection) .....	106,372	99,322	0	51,929	4,108	153,639	244,555	132	4,243	3,683	17,195	2,194
19.4 Other Commercial Auto Liability .....	1,119,840	1,045,357	0	563,001	771,527	1,042,899	1,195,527	0	39,285	128,813	171,744	20,419
21.1 Private Passenger Auto Physical Damage .....	0	0	0	0	0	0	0	0	0	0	0	0
21.2 Commercial Auto Physical Damage .....	1,498,131	1,349,391	0	710,485	958,190	998,922	77,465	6,403	10,040	11,764	240,749	26,024
22. Aircraft (all perils) .....	0	0	0	0	0	0	0	0	0	0	0	0
23. Fidelity .....	645	498	0	290	0	30	50	0	20	33	107	3
24. Surety .....	0	0	0	0	0	0	(17)	0	(14)	26	0	0
26. Burglary and Theft .....	6,729	6,726	0	3,131	11,296	9,570	(1,336)	122	400	1,082	1,082	97
27. Boiler and Machinery .....	149,640	152,238	0	72,147	56,421	37,780	(10,869)	0	4,139	9,175	24,221	2,784
28. Credit .....	0	0	0	0	0	0	0	0	0	0	0	0
29. International .....	0	0	0	0	0	0	0	0	0	0	0	0
30. Warranty .....	0	0	0	0	0	0	0	0	0	0	0	0
31. Reins nonproportional assumed property .....	XXX	XXX	XXX	XXX	XXX	XXX	XXX	XXX	XXX	XXX	XXX	XXX
32. Reins nonproportional assumed liability .....	XXX	XXX	XXX	XXX	XXX	XXX	XXX	XXX	XXX	XXX	XXX	XXX
33. Reins nonproportional assumed financial lines .....	XXX	XXX	XXX	XXX	XXX	XXX	XXX	XXX	XXX	XXX	XXX	XXX
34. Aggregate Write-Ins for Other Lines of Business .....	0	0	0	0	0	0	0	0	0	0	0	0
35. Total (a) .....	21,522,785	20,949,215	0	10,890,162	14,390,107	12,958,565	3,859,717	154,042	251,446	706,403	3,568,106	385,703
DETAILS OF WRITE-INS												
3401. ....												
3402. ....												
3403. ....												
3498. Summary of remaining write-ins for Line 34 from overflow page .....	0	0	0	0	0	0	0	0	0	0	0	0
3499. Totals (Lines 3401 thru 3403 plus 3498)(Line 34 above) .....	0	0	0	0	0	0	0	0	0	0	0	0

(a) Finance and service charges not included in Lines 1 to 35 \$ 20,783  
(b) For health business on indicated lines report: Number of persons insured under PPO managed care products 0 and number of persons insured under indemnity only products 0



ANNUAL STATEMENT FOR THE YEAR 2023 OF THE STATE AUTOMOBILE MUTUAL INSURANCE COMPANY

EXHIBIT OF PREMIUMS AND LOSSES (Statutory Page 14)

NAIC Group Code 0111 BUSINESS IN THE STATE OF Ohio DURING THE YEAR 2023 NAIC Company Code 25135

Line of Business		Gross Premiums, Including Policy and Membership Fees, Less Return Premiums and Premiums on Policies not Taken		3	4	5	6	7	8	9	10	11	12
		1	2										
		Direct Premiums Written	Direct Premiums Earned	Dividends Paid or Credited to Policyholders on Direct Business	Direct Unearned Premium Reserves	Direct Losses Paid (deducting salvage)	Direct Losses Incurred	Direct Losses Unpaid	Direct Defense and Cost Containment Expense Paid	Direct Defense and Cost Containment Expense Incurred	Direct Defense and Cost Containment Expense Unpaid	Commissions and Brokerage Expenses	Taxes, Licenses and Fees
1.	Fire .....	9,019,182	9,333,618	0	4,457,555	12,926,049	12,480,981	4,725,202	124,769	140,871	412,046	1,391,526	242,465
2.1	Allied Lines .....	9,457,652	9,925,256	0	4,623,005	11,006,534	8,576,255	5,676,815	411,606	247,184	(160,340)	1,476,028	185,376
2.2	Multiple Peril Crop .....	0	0	0	0	0	0	0	0	0	0	0	0
2.3	Federal Flood .....	0	0	0	0	0	0	0	0	0	0	0	0
2.4	Private Crop .....	0	0	0	0	0	0	0	0	0	0	0	0
2.5	Private Flood .....	0	0	0	0	0	0	0	0	0	0	0	0
3.	Farmowners Multiple Peril .....	3,181,044	3,052,553	0	1,692,872	1,488,895	1,456,603	635,360	21,586	22,377	37,213	465,624	60,022
4.	Homeowners Multiple Peril .....	6,664,987	7,113,977	0	3,430,156	5,303,920	6,665,049	2,961,660	26,948	33,061	80,797	1,518,066	142,288
5.1	Commercial Multiple Peril (Non-Liability Portion) .....	6,046,779	6,234,355	0	3,032,195	5,808,107	6,061,815	2,801,436	180,437	(274,340)	84,868	963,403	124,449
5.2	Commercial Multiple Peril (Liability Portion) .....	3,018,792	3,187,607	0	1,466,010	1,563,936	1,929,384	4,540,434	188,305	254,121	1,387,118	483,994	62,458
6.	Mortgage Guaranty .....	0	0	0	0	0	0	0	0	0	0	0	0
8.	Ocean Marine .....	0	0	0	0	0	0	0	0	0	0	0	0
9.	Inland Marine .....	2,479,299	1,820,289	0	1,436,028	602,976	524,931	(5,817)	26,984	14,486	(6,597)	406,133	42,137
10.	Financial Guaranty .....	0	0	0	0	0	0	0	0	0	0	0	0
11.1	Medical Professional Liability - Occurrence .....	0	0	0	0	0	0	0	0	0	0	0	0
11.2	Medical Professional Liability - Claims-Made .....	0	0	0	0	0	0	0	0	0	0	0	0
12.	Earthquake .....	163,579	183,601	0	82,072	0	0	5,423	0	0	1,045	32,144	3,395
13.1	Comprehensive (hospital and medical) ind (b) .....	0	0	0	0	0	0	0	0	0	0	0	0
13.2	Comprehensive (hospital and medical) group (b) .....	0	0	0	0	0	0	0	0	0	0	0	0
14.	Credit A&H (Group and Individual) .....	0	0	0	0	0	0	0	0	0	0	0	0
15.1	Vision Only (b).....	0	0	0	0	0	0	0	0	0	0	0	0
15.2	Dental Only (b) .....	0	0	0	0	0	0	0	0	0	0	0	0
15.3	Disability Income (b) .....	0	0	0	0	0	0	0	0	0	0	0	0
15.4	Medicare Supplement (b) .....	0	0	0	0	0	0	0	0	0	0	0	0
15.5	Medicaid Title XIX (b) .....	0	0	0	0	0	0	0	0	0	0	0	0
15.6	Medicare Title XVIII (b).....	0	0	0	0	0	0	0	0	0	0	0	0
15.7	Long-Term Care (b) .....	0	0	0	0	0	0	0	0	0	0	0	0
15.8	Federal Employees Health Benefits Plan (b) .....	0	0	0	0	0	0	0	0	0	0	0	0
15.9	Other Health (b) .....	0	223	0	0	0	0	0	0	0	0	0	0
16.	Workers' Compensation .....	0	0	0	0	0	0	0	0	0	0	0	0
17.1	Other Liability - Occurrence .....	8,931,223	9,469,619	0	4,201,411	3,045,830	14,075,504	30,319,093	525,723	427,838	4,636,800	1,391,675	161,937
17.2	Other Liability - Claims-Made .....	259,979	286,917	0	128,842	24,500	169,557	326,988	5,182	6,254	33,759	41,089	4,808
17.3	Excess Workers' Compensation .....	0	0	0	0	0	0	0	0	0	0	0	0
18.1	Products Liability - Occurrence .....	1,591,335	1,729,927	0	608,388	361,025	438,190	2,133,397	178,086	(19,020)	135,316	257,193	29,856
18.2	Products Liability - Claims-Made .....	0	0	0	0	0	0	0	0	0	0	0	0
19.1	Private Passenger Auto No-Fault (Personal Injury Protection) .....	0	0	0	0	0	0	0	0	0	0	0	0
19.2	Other Private Passenger Auto Liability .....	3,555,262	3,765,595	0	896,973	2,579,791	3,913,367	6,387,433	65,929	(651,572)	(789,892)	703,890	66,738
19.3	Commercial Auto No-Fault (Personal Injury Protection) .....	0	7,774	0	3,270	1,000	17,231	28,069	72	106	948	847	101
19.4	Other Commercial Auto Liability .....	6,026,815	6,362,561	0	3,053,854	6,900,659	7,320,356	11,307,848	316,602	373,457	1,501,222	809,441	112,481
21.1	Private Passenger Auto Physical Damage .....	3,181,886	3,318,996	0	808,372	1,526,716	1,368,208	(34,354)	26,385	26,592	12,351	630,810	62,115
21.2	Commercial Auto Physical Damage .....	3,149,552	3,307,166	0	1,605,151	2,060,618	1,854,775	(84,222)	3,412	8,268	36,851	419,883	57,259
22.	Aircraft (all perils) .....	0	0	0	0	0	0	0	0	0	0	0	0
23.	Fidelity .....	143,751	161,893	0	82,086	(64)	6,439	17,735	0	6,121	15,901	24,545	2,622
24.	Surety .....	11,951	22,658	0	2,060	0	663	49,029	0	(10,962)	20,949	3,538	326
26.	Burglary and Theft .....	39,794	40,152	0	20,188	9,575	10,475	11,837	0	923	2,557	6,246	710
27.	Boiler and Machinery .....	604,840	671,680	0	300,729	226,816	303,141	163,675	15,278	27,017	35,404	95,634	11,277
28.	Credit .....	0	0	0	0	0	0	0	0	0	0	0	0
29.	International .....	0	0	0	0	0	0	0	0	0	0	0	0
30.	Warranty .....	0	0	0	0	0	0	0	0	0	0	0	0
31.	Reins nonproportional assumed property .....	XXX	XXX	XXX	XXX	XXX	XXX	XXX	XXX	XXX	XXX	XXX	XXX
32.	Reins nonproportional assumed liability .....	XXX	XXX	XXX	XXX	XXX	XXX	XXX	XXX	XXX	XXX	XXX	XXX
33.	Reins nonproportional assumed financial lines .....	XXX	XXX	XXX	XXX	XXX	XXX	XXX	XXX	XXX	XXX	XXX	XXX
34.	Aggregate Write-Ins for Other Lines of Business .....	0	0	0	0	0	0	0	0	0	0	0	0
35.	Total (a) .....	67,534,862	69,996,418	0	31,931,217	55,436,882	67,172,923	71,967,037	2,117,305	632,780	7,478,318	11,121,711	1,372,822
DETAILS OF WRITE-INS													
3401.	.....												
3402.	.....												
3403.	.....												
3498.	Summary of remaining write-ins for Line 34 from overflow page .....	0	0	0	0	0	0	0	0	0	0	0	0
3499.	Totals (Lines 3401 thru 3403 plus 3498)(Line 34 above) .....	0	0	0	0	0	0	0	0	0	0	0	0

(a) Finance and service charges not included in Lines 1 to 35 \$ 124,585  
(b) For health business on indicated lines report: Number of persons insured under PPO managed care products 0 and number of persons insured under indemnity only products 0



ANNUAL STATEMENT FOR THE YEAR 2023 OF THE STATE AUTOMOBILE MUTUAL INSURANCE COMPANY

EXHIBIT OF PREMIUMS AND LOSSES (Statutory Page 14)

NAIC Group Code 0111 BUSINESS IN THE STATE OF Oklahoma DURING THE YEAR 2023 NAIC Company Code 25135

Line of Business		Gross Premiums, Including Policy and Membership Fees, Less Return Premiums and Premiums on Policies not Taken		3	4	5	6	7	8	9	10	11	12
		1	2										
		Direct Premiums Written	Direct Premiums Earned	Dividends Paid or Credited to Policyholders on Direct Business	Direct Unearned Premium Reserves	Direct Losses Paid (deducting salvage)	Direct Losses Incurred	Direct Losses Unpaid	Direct Defense and Cost Containment Expense Paid	Direct Defense and Cost Containment Expense Incurred	Direct Defense and Cost Containment Expense Unpaid	Commissions and Brokerage Expenses	Taxes, Licenses and Fees
1.	Fire .....	502,007	431,600	0	252,168	333,096	615,801	313,982	10,567	16,496	13,787	77,550	13,788
2.1	Allied Lines .....	1,099,893	965,646	0	553,534	661,046	1,042,259	455,477	8,532	2,673	2,673	171,650	28,328
2.2	Multiple Peril Crop .....	0	0	0	0	0	0	0	0	0	0	0	0
2.3	Federal Flood .....	0	0	0	0	0	0	0	0	0	0	0	0
2.4	Private Crop .....	0	0	0	0	0	0	0	0	0	0	0	0
2.5	Private Flood .....	0	0	0	0	0	0	0	0	0	0	0	0
3.	Farmowners Multiple Peril .....	4,493,463	3,796,906	0	2,305,643	1,940,980	4,150,491	2,468,846	26,496	40,639	34,109	711,191	101,164
4.	Homeowners Multiple Peril .....	0	0	0	0	0	0	0	0	0	0	0	0
5.1	Commercial Multiple Peril (Non-Liability Portion) .....	1,245,796	1,191,780	0	551,639	1,040,682	1,329,853	529,271	22,342	26,007	27,726	197,749	33,171
5.2	Commercial Multiple Peril (Liability Portion) .....	429,312	433,953	0	182,293	6,329	259,093	451,262	10,245	34,965	114,121	68,616	11,792
6.	Mortgage Guaranty .....	0	0	0	0	0	0	0	0	0	0	0	0
8.	Ocean Marine .....	0	0	0	0	0	0	0	0	0	0	0	0
9.	Inland Marine .....	185,252	155,788	0	110,343	10,317	13,174	(36,780)	0	236	646	27,594	4,631
10.	Financial Guaranty .....	0	0	0	0	0	0	0	0	0	0	0	0
11.1	Medical Professional Liability - Occurrence .....	0	0	0	0	0	0	0	0	0	0	0	0
11.2	Medical Professional Liability - Claims-Made .....	0	0	0	0	0	0	0	0	0	0	0	0
12.	Earthquake .....	577	523	0	234	0	0	122	0	0	19	91	15
13.1	Comprehensive (hospital and medical) ind (b) .....	0	0	0	0	0	0	0	0	0	0	0	0
13.2	Comprehensive (hospital and medical) group (b) .....	0	0	0	0	0	0	0	0	0	0	0	0
14.	Credit A&H (Group and Individual) .....	0	0	0	0	0	0	0	0	0	0	0	0
15.1	Vision Only (b) .....	0	0	0	0	0	0	0	0	0	0	0	0
15.2	Dental Only (b) .....	0	0	0	0	0	0	0	0	0	0	0	0
15.3	Disability Income (b) .....	0	0	0	0	0	0	0	0	0	0	0	0
15.4	Medicare Supplement (b) .....	0	0	0	0	0	0	0	0	0	0	0	0
15.5	Medicaid Title XIX (b) .....	0	0	0	0	0	0	0	0	0	0	0	0
15.6	Medicare Title XVIII (b) .....	0	0	0	0	0	0	0	0	0	0	0	0
15.7	Long-Term Care (b) .....	0	0	0	0	0	0	0	0	0	0	0	0
15.8	Federal Employees Health Benefits Plan (b) .....	0	0	0	0	0	0	0	0	0	0	0	0
15.9	Other Health (b) .....	0	0	0	0	0	0	0	0	0	0	0	0
16.	Workers' Compensation .....	63,600	64,358	0	30,690	26,820	30,293	75,466	8,938	2,766	18,538	9,571	7,670
17.1	Other Liability - Occurrence .....	1,826,794	1,587,404	0	964,686	98,952	1,396,823	2,524,425	37,688	103,357	241,418	272,027	47,533
17.2	Other Liability - Claims-Made .....	54,711	44,667	0	35,640	0	24,857	42,199	0	3,062	6,688	7,959	1,441
17.3	Excess Workers' Compensation .....	0	0	0	0	0	0	0	0	0	0	0	0
18.1	Products Liability - Occurrence .....	844	946	0	406	0	240	2,516	0	22	1,422	145	26
18.2	Products Liability - Claims-Made .....	0	0	0	0	0	0	0	0	0	0	0	0
19.1	Private Passenger Auto No-Fault (Personal Injury Protection) .....	0	0	0	0	0	0	0	0	0	0	0	0
19.2	Other Private Passenger Auto Liability .....	0	0	0	0	0	0	0	0	0	0	0	0
19.3	Commercial Auto No-Fault (Personal Injury Protection) .....	686	682	0	315	10,010	1,835	(6,736)	8	133	261	77	15
19.4	Other Commercial Auto Liability .....	4,452,224	4,251,016	0	2,121,152	806,843	4,500,280	7,159,010	214,560	287,724	393,977	547,255	112,843
21.1	Private Passenger Auto Physical Damage .....	0	0	0	0	0	0	0	0	0	0	0	0
21.2	Commercial Auto Physical Damage .....	2,028,127	1,930,002	0	949,961	1,184,145	1,242,405	19,602	1,926	8,304	19,122	252,137	50,278
22.	Aircraft (all perils) .....	0	0	0	0	0	0	0	0	0	0	0	0
23.	Fidelity .....	880	1,345	0	461	0	45	180	0	41	103	143	29
24.	Surety .....	0	0	0	0	0	0	198,006	646	(35,983)	65,774	0	0
26.	Burglary and Theft .....	5,400	5,111	0	2,799	20,000	20,238	466	132	0	293	821	133
27.	Boiler and Machinery .....	46,553	42,500	0	17,882	0	2,033	4,962	0	1,258	2,184	7,482	1,196
28.	Credit .....	0	0	0	0	0	0	0	0	0	0	0	0
29.	International .....	0	0	0	0	0	0	0	0	0	0	0	0
30.	Warranty .....	0	0	0	0	0	0	0	0	0	0	0	0
31.	Reins nonproportional assumed property .....	XXX	XXX	XXX	XXX	XXX	XXX	XXX	XXX	XXX	XXX	XXX	XXX
32.	Reins nonproportional assumed liability .....	XXX	XXX	XXX	XXX	XXX	XXX	XXX	XXX	XXX	XXX	XXX	XXX
33.	Reins nonproportional assumed financial lines .....	XXX	XXX	XXX	XXX	XXX	XXX	XXX	XXX	XXX	XXX	XXX	XXX
34.	Aggregate Write-Ins for Other Lines of Business .....	0	0	0	0	0	0	0	0	0	0	0	0
35.	Total (a) .....	16,436,119	14,904,226	0	8,079,846	6,139,220	14,629,719	14,142,274	341,948	491,923	942,861	2,352,058	414,055
DETAILS OF WRITE-INS													
3401.	.....												
3402.	.....												
3403.	.....												
3498.	Summary of remaining write-ins for Line 34 from overflow page .....	0	0	0	0	0	0	0	0	0	0	0	0
3499.	Totals (Lines 3401 thru 3403 plus 3498)(Line 34 above) .....	0	0	0	0	0	0	0	0	0	0	0	0

(a) Finance and service charges not included in Lines 1 to 35 \$ 16,237  
(b) For health business on indicated lines report: Number of persons insured under PPO managed care products 0 and number of persons insured under indemnity only products 0



ANNUAL STATEMENT FOR THE YEAR 2023 OF THE STATE AUTOMOBILE MUTUAL INSURANCE COMPANY

EXHIBIT OF PREMIUMS AND LOSSES (Statutory Page 14)

NAIC Group Code 0111 BUSINESS IN THE STATE OF Oregon DURING THE YEAR 2023 NAIC Company Code 25135

Line of Business		Gross Premiums, Including Policy and Membership Fees, Less Return Premiums and Premiums on Policies not Taken		3	4	5	6	7	8	9	10	11	12
		1	2										
		Direct Premiums Written	Direct Premiums Earned	Dividends Paid or Credited to Policyholders on Direct Business	Direct Unearned Premium Reserves	Direct Losses Paid (deducting salvage)	Direct Losses Incurred	Direct Losses Unpaid	Direct Defense and Cost Containment Expense Paid	Direct Defense and Cost Containment Expense Incurred	Direct Defense and Cost Containment Expense Unpaid	Commissions and Brokerage Expenses	Taxes, Licenses and Fees
1.	Fire .....	0	0	0	0	0	0	0	0	0	0	0	0
2.1	Allied Lines .....	0	0	0	0	0	0	0	0	0	0	0	0
2.2	Multiple Peril Crop .....	0	0	0	0	0	0	0	0	0	0	0	0
2.3	Federal Flood .....	0	0	0	0	0	0	0	0	0	0	0	0
2.4	Private Crop .....	0	0	0	0	0	0	0	0	0	0	0	0
2.5	Private Flood .....	0	0	0	0	0	0	0	0	0	0	0	0
3.	Farmowners Multiple Peril .....	0	0	0	0	0	0	0	0	0	0	0	0
4.	Homeowners Multiple Peril .....	0	0	0	0	0	0	0	0	0	0	0	0
5.1	Commercial Multiple Peril (Non-Liability Portion) .....	0	0	0	0	0	0	0	0	0	0	0	0
5.2	Commercial Multiple Peril (Liability Portion) .....	0	0	0	0	0	0	0	0	0	0	0	0
6.	Mortgage Guaranty .....	0	0	0	0	0	0	0	0	0	0	0	0
8.	Ocean Marine .....	0	0	0	0	0	0	0	0	0	0	0	0
9.	Inland Marine .....	0	0	0	0	0	0	0	0	0	0	0	0
10.	Financial Guaranty .....	0	0	0	0	0	0	0	0	0	0	0	0
11.1	Medical Professional Liability - Occurrence .....	0	0	0	0	0	0	0	0	0	0	0	0
11.2	Medical Professional Liability - Claims-Made .....	0	0	0	0	0	0	0	0	0	0	0	0
12.	Earthquake .....	0	0	0	0	0	0	0	0	0	0	0	0
13.1	Comprehensive (hospital and medical) ind (b) .....	0	0	0	0	0	0	0	0	0	0	0	0
13.2	Comprehensive (hospital and medical) group (b) .....	0	0	0	0	0	0	0	0	0	0	0	0
14.	Credit A&H (Group and Individual) .....	0	0	0	0	0	0	0	0	0	0	0	0
15.1	Vision Only (b).....	0	0	0	0	0	0	0	0	0	0	0	0
15.2	Dental Only (b) .....	0	0	0	0	0	0	0	0	0	0	0	0
15.3	Disability Income (b) .....	0	0	0	0	0	0	0	0	0	0	0	0
15.4	Medicare Supplement (b) .....	0	0	0	0	0	0	0	0	0	0	0	0
15.5	Medicaid Title XIX (b) .....	0	0	0	0	0	0	0	0	0	0	0	0
15.6	Medicare Title XVIII (b).....	0	0	0	0	0	0	0	0	0	0	0	0
15.7	Long-Term Care (b) .....	0	0	0	0	0	0	0	0	0	0	0	0
15.8	Federal Employees Health Benefits Plan (b) .....	0	0	0	0	0	0	0	0	0	0	0	0
15.9	Other Health (b) .....	0	0	0	0	0	0	0	0	0	0	0	0
16.	Workers' Compensation .....	0	0	0	0	0	0	0	0	0	0	0	0
17.1	Other Liability - Occurrence .....	0	0	0	0	0	0	0	0	0	0	0	0
17.2	Other Liability - Claims-Made .....	0	0	0	0	0	0	0	0	0	0	0	0
17.3	Excess Workers' Compensation .....	0	0	0	0	0	0	0	0	0	0	0	0
18.1	Products Liability - Occurrence .....	0	0	0	0	0	0	0	0	0	0	0	0
18.2	Products Liability - Claims-Made .....	0	0	0	0	0	0	0	0	0	0	0	0
19.1	Private Passenger Auto No-Fault (Personal Injury Protection) .....	0	0	0	0	0	0	0	0	0	0	0	0
19.2	Other Private Passenger Auto Liability .....	0	0	0	0	0	0	0	0	0	0	0	1,500
19.3	Commercial Auto No-Fault (Personal Injury Protection) .....	0	0	0	0	0	0	0	0	0	0	0	0
19.4	Other Commercial Auto Liability .....	0	0	0	0	0	0	0	0	0	0	0	0
21.1	Private Passenger Auto Physical Damage .....	0	0	0	0	0	0	0	0	0	0	0	0
21.2	Commercial Auto Physical Damage .....	0	0	0	0	0	0	0	0	0	0	0	0
22.	Aircraft (all perils) .....	0	0	0	0	0	0	0	0	0	0	0	0
23.	Fidelity .....	0	0	0	0	0	0	0	0	0	0	0	0
24.	Surety .....	0	0	0	0	0	0	0	0	0	0	0	0
26.	Burglary and Theft .....	0	0	0	0	0	0	0	0	0	0	0	0
27.	Boiler and Machinery .....	0	0	0	0	0	0	0	0	0	0	0	0
28.	Credit .....	0	0	0	0	0	0	0	0	0	0	0	0
29.	International .....	0	0	0	0	0	0	0	0	0	0	0	0
30.	Warranty .....	0	0	0	0	0	0	0	0	0	0	0	0
31.	Reins nonproportional assumed property .....	XXX	XXX	XXX	XXX	XXX	XXX	XXX	XXX	XXX	XXX	XXX	XXX
32.	Reins nonproportional assumed liability .....	XXX	XXX	XXX	XXX	XXX	XXX	XXX	XXX	XXX	XXX	XXX	XXX
33.	Reins nonproportional assumed financial lines .....	XXX	XXX	XXX	XXX	XXX	XXX	XXX	XXX	XXX	XXX	XXX	XXX
34.	Aggregate Write-Ins for Other Lines of Business .....	0	0	0	0	0	0	0	0	0	0	0	0
35.	Total (a) .....	0	0	0	0	0	0	0	0	0	0	0	1,500
DETAILS OF WRITE-INS													
3401.	.....												
3402.	.....												
3403.	.....												
3498.	Summary of remaining write-ins for Line 34 from overflow page .....	0	0	0	0	0	0	0	0	0	0	0	0
3499.	Totals (Lines 3401 thru 3403 plus 3498)(Line 34 above) .....	0	0	0	0	0	0	0	0	0	0	0	0

(a) Finance and service charges not included in Lines 1 to 35 \$ .....0  
(b) For health business on indicated lines report: Number of persons insured under PPO managed care products .....0 and number of persons insured under indemnity only products .....0 .



ANNUAL STATEMENT FOR THE YEAR 2023 OF THE STATE AUTOMOBILE MUTUAL INSURANCE COMPANY

EXHIBIT OF PREMIUMS AND LOSSES (Statutory Page 14)

NAIC Group Code 0111 BUSINESS IN THE STATE OF Pennsylvania DURING THE YEAR 2023 NAIC Company Code 25135

Line of Business		Gross Premiums, Including Policy and Membership Fees, Less Return Premiums and Premiums on Policies not Taken		3	4	5	6	7	8	9	10	11	12
		1	2										
		Direct Premiums Written	Direct Premiums Earned	Dividends Paid or Credited to Policyholders on Direct Business	Direct Unearned Premium Reserves	Direct Losses Paid (deducting salvage)	Direct Losses Incurred	Direct Losses Unpaid	Direct Defense and Cost Containment Expense Paid	Direct Defense and Cost Containment Expense Incurred	Direct Defense and Cost Containment Expense Unpaid	Commissions and Brokerage Expenses	Taxes, Licenses and Fees
1.	Fire .....	3,810,495	3,678,148	0	1,997,228	476,386	361,029	972,115	6,106	29,463	244,307	579,053	84,086
2.1	Allied Lines .....	3,362,252	3,289,971	0	1,659,317	1,208,357	513,300	742,657	35,559	17,259	71,732	522,022	75,636
2.2	Multiple Peril Crop .....	0	0	0	0	0	0	0	0	0	0	0	0
2.3	Federal Flood .....	0	0	0	0	0	0	0	0	0	0	0	0
2.4	Private Crop .....	0	0	0	0	0	0	0	0	0	0	0	0
2.5	Private Flood .....	0	0	0	0	0	0	0	0	0	0	0	0
3.	Farmowners Multiple Peril .....	4,096,589	3,718,521	0	2,055,257	2,047,082	847,638	455,154	18,709	27,933	33,600	649,314	94,780
4.	Homeowners Multiple Peril .....	61,605	63,895	0	28,501	17,251	24,688	18,348	0	278	1,137	12,688	1,363
5.1	Commercial Multiple Peril (Non-Liability Portion) .....	2,870,699	2,732,760	0	1,474,220	3,043,412	4,827,407	4,791,120	61,935	68,340	82,078	470,848	69,634
5.2	Commercial Multiple Peril (Liability Portion) .....	2,350,044	2,256,462	0	1,225,160	2,091,955	1,371,421	850,636	169,616	138,947	525,192	384,076	55,602
6.	Mortgage Guaranty .....	0	0	0	0	0	0	0	0	0	0	0	0
8.	Ocean Marine .....	0	0	0	0	0	0	0	0	0	0	0	0
9.	Inland Marine .....	529,262	577,125	0	241,240	37,802	46,236	(33,299)	0	852	630	85,356	13,951
10.	Financial Guaranty .....	0	0	0	0	0	0	0	0	0	0	0	0
11.1	Medical Professional Liability - Occurrence .....	0	0	0	0	0	0	0	0	0	0	0	0
11.2	Medical Professional Liability - Claims-Made .....	0	0	0	0	0	0	0	0	0	0	0	0
12.	Earthquake .....	23,098	34,119	0	15,601	0	0	1,166	0	0	215	3,579	530
13.1	Comprehensive (hospital and medical) ind (b) .....	0	0	0	0	0	0	0	0	0	0	0	0
13.2	Comprehensive (hospital and medical) group (b) .....	0	0	0	0	0	0	0	0	0	0	0	0
14.	Credit A&H (Group and Individual) .....	0	0	0	0	0	0	0	0	0	0	0	0
15.1	Vision Only (b).....	0	0	0	0	0	0	0	0	0	0	0	0
15.2	Dental Only (b) .....	0	0	0	0	0	0	0	0	0	0	0	0
15.3	Disability Income (b) .....	0	0	0	0	0	0	0	0	0	0	0	0
15.4	Medicare Supplement (b) .....	0	0	0	0	0	0	0	0	0	0	0	0
15.5	Medicaid Title XIX (b) .....	0	0	0	0	0	0	0	0	0	0	0	0
15.6	Medicare Title XVIII (b).....	0	0	0	0	0	0	0	0	0	0	0	0
15.7	Long-Term Care (b) .....	0	0	0	0	0	0	0	0	0	0	0	0
15.8	Federal Employees Health Benefits Plan (b) .....	0	0	0	0	0	0	0	0	0	0	0	0
15.9	Other Health (b) .....	0	192	0	0	0	0	0	0	0	0	4	7
16.	Workers' Compensation .....	1,348,132	1,237,212	0	485,005	720,802	637,864	5,502,337	73,338	41,136	471,635	139,803	27,571
17.1	Other Liability - Occurrence .....	6,740,333	7,155,167	0	3,187,621	1,929,158	8,374,505	16,800,368	455,728	16,345	2,347,087	1,068,405	161,540
17.2	Other Liability - Claims-Made .....	142,974	145,440	0	54,463	10,596	81,009	121,601	0	9,980	20,684	22,776	3,603
17.3	Excess Workers' Compensation .....	0	0	0	0	0	0	0	0	0	0	0	0
18.1	Products Liability - Occurrence .....	318,366	341,101	0	138,020	650,246	86,401	(122,719)	48,264	(26,102)	79,223	52,386	8,198
18.2	Products Liability - Claims-Made .....	0	0	0	0	0	0	0	0	0	0	0	0
19.1	Private Passenger Auto No-Fault (Personal Injury Protection) .....	6,450	6,594	0	1,815	1,649	4,065	76,517	67	(8,534)	5,015	1,356	177
19.2	Other Private Passenger Auto Liability .....	32,512	33,676	0	8,567	23,524	28,752	49,750	113	1,009	1,993	6,784	884
19.3	Commercial Auto No-Fault (Personal Injury Protection) .....	253,860	246,525	0	88,913	77,770	347,773	830,990	7,405	26,700	41,248	33,056	5,169
19.4	Other Commercial Auto Liability .....	6,704,527	6,418,855	0	3,024,219	3,082,319	6,778,545	8,647,436	141,355	407,857	899,205	820,632	162,058
21.1	Private Passenger Auto Physical Damage .....	31,130	33,883	0	7,170	24,308	24,137	8,506	0	81	202	6,457	868
21.2	Commercial Auto Physical Damage .....	2,981,055	2,826,811	0	1,429,672	1,859,733	1,829,721	170,942	475	8,328	21,900	364,445	71,151
22.	Aircraft (all perils) .....	0	0	0	0	0	0	0	0	0	0	0	0
23.	Fidelity .....	26,489	28,920	0	15,237	3,486	51,236	55,127	0	1,083	2,699	4,590	698
24.	Surety .....	0	0	0	0	0	0	(490)	0	(281)	0	0	0
26.	Burglary and Theft .....	20,651	19,952	0	10,215	968	1,857	1,884	484	0	1,232	3,261	482
27.	Boiler and Machinery .....	209,492	219,903	0	99,544	139,441	41,627	(73,619)	0	6,480	13,228	32,776	4,997
28.	Credit .....	0	0	0	0	0	0	0	0	0	0	0	0
29.	International .....	0	0	0	0	0	0	0	0	0	0	0	0
30.	Warranty .....	0	0	0	0	0	0	0	0	0	0	0	0
31.	Reins nonproportional assumed property .....	XXX	XXX	XXX	XXX	XXX	XXX	XXX	XXX	XXX	XXX	XXX	XXX
32.	Reins nonproportional assumed liability .....	XXX	XXX	XXX	XXX	XXX	XXX	XXX	XXX	XXX	XXX	XXX	XXX
33.	Reins nonproportional assumed financial lines .....	XXX	XXX	XXX	XXX	XXX	XXX	XXX	XXX	XXX	XXX	XXX	XXX
34.	Aggregate Write-Ins for Other Lines of Business .....	0	0	0	0	0	0	0	0	0	0	0	0
35.	Total (a) .....	35,920,014	35,065,230	0	17,246,983	17,446,245	26,279,213	39,866,527	1,018,668	767,638	4,864,763	5,263,668	842,982
DETAILS OF WRITE-INS													
3401.	.....												
3402.	.....												
3403.	.....												
3498.	Summary of remaining write-ins for Line 34 from overflow page .....	0	0	0	0	0	0	0	0	0	0	0	0
3499.	Totals (Lines 3401 thru 3403 plus 3498)(Line 34 above) .....	0	0	0	0	0	0	0	0	0	0	0	0

(a) Finance and service charges not included in Lines 1 to 35 \$ 53,563  
(b) For health business on indicated lines report: Number of persons insured under PPO managed care products 0 and number of persons insured under indemnity only products 0





ANNUAL STATEMENT FOR THE YEAR 2023 OF THE STATE AUTOMOBILE MUTUAL INSURANCE COMPANY

EXHIBIT OF PREMIUMS AND LOSSES (Statutory Page 14)

NAIC Group Code 0111 BUSINESS IN THE STATE OF Rhode Island DURING THE YEAR 2023 NAIC Company Code 25135

Line of Business		Gross Premiums, Including Policy and Membership Fees, Less Return Premiums and Premiums on Policies not Taken		3	4	5	6	7	8	9	10	11	12
		1	2										
		Direct Premiums Written	Direct Premiums Earned	Dividends Paid or Credited to Policyholders on Direct Business	Direct Unearned Premium Reserves	Direct Losses Paid (deducting salvage)	Direct Losses Incurred	Direct Losses Unpaid	Direct Defense and Cost Containment Expense Paid	Direct Defense and Cost Containment Expense Incurred	Direct Defense and Cost Containment Expense Unpaid	Commissions and Brokerage Expenses	Taxes, Licenses and Fees
1.	Fire .....	0	0	0	0	0	0	0	0	0	0	0	0
2.1	Allied Lines .....	0	0	0	0	0	0	0	0	0	0	0	0
2.2	Multiple Peril Crop .....	0	0	0	0	0	0	0	0	0	0	0	0
2.3	Federal Flood .....	0	0	0	0	0	0	0	0	0	0	0	0
2.4	Private Crop .....	0	0	0	0	0	0	0	0	0	0	0	0
2.5	Private Flood .....	0	0	0	0	0	0	0	0	0	0	0	0
3.	Farmowners Multiple Peril .....	0	0	0	0	0	0	0	0	0	0	0	0
4.	Homeowners Multiple Peril .....	0	0	0	0	0	0	0	0	0	0	0	0
5.1	Commercial Multiple Peril (Non-Liability Portion) .....	0	0	0	0	0	0	0	0	0	0	0	0
5.2	Commercial Multiple Peril (Liability Portion) .....	0	0	0	0	0	0	0	0	0	0	0	0
6.	Mortgage Guaranty .....	0	0	0	0	0	0	0	0	0	0	0	0
8.	Ocean Marine .....	0	0	0	0	0	0	0	0	0	0	0	0
9.	Inland Marine .....	0	0	0	0	0	0	0	0	0	0	0	0
10.	Financial Guaranty .....	0	0	0	0	0	0	0	0	0	0	0	0
11.1	Medical Professional Liability - Occurrence .....	0	0	0	0	0	0	0	0	0	0	0	0
11.2	Medical Professional Liability - Claims-Made .....	0	0	0	0	0	0	0	0	0	0	0	0
12.	Earthquake .....	0	0	0	0	0	0	0	0	0	0	0	0
13.1	Comprehensive (hospital and medical) ind (b) .....	0	0	0	0	0	0	0	0	0	0	0	0
13.2	Comprehensive (hospital and medical) group (b) .....	0	0	0	0	0	0	0	0	0	0	0	0
14.	Credit A&H (Group and Individual) .....	0	0	0	0	0	0	0	0	0	0	0	0
15.1	Vision Only (b).....	0	0	0	0	0	0	0	0	0	0	0	0
15.2	Dental Only (b) .....	0	0	0	0	0	0	0	0	0	0	0	0
15.3	Disability Income (b) .....	0	0	0	0	0	0	0	0	0	0	0	0
15.4	Medicare Supplement (b) .....	0	0	0	0	0	0	0	0	0	0	0	0
15.5	Medicaid Title XIX (b) .....	0	0	0	0	0	0	0	0	0	0	0	0
15.6	Medicare Title XVIII (b).....	0	0	0	0	0	0	0	0	0	0	0	0
15.7	Long-Term Care (b) .....	0	0	0	0	0	0	0	0	0	0	0	0
15.8	Federal Employees Health Benefits Plan (b) .....	0	0	0	0	0	0	0	0	0	0	0	0
15.9	Other Health (b) .....	0	0	0	0	0	0	0	0	0	0	0	0
16.	Workers' Compensation .....	0	0	0	0	0	0	0	0	0	0	0	100
17.1	Other Liability - Occurrence .....	0	0	0	0	0	0	0	0	0	0	0	0
17.2	Other Liability - Claims-Made .....	0	0	0	0	0	0	0	0	0	0	0	0
17.3	Excess Workers' Compensation .....	0	0	0	0	0	0	0	0	0	0	0	0
18.1	Products Liability - Occurrence .....	0	0	0	0	0	0	0	0	0	0	0	0
18.2	Products Liability - Claims-Made .....	0	0	0	0	0	0	0	0	0	0	0	0
19.1	Private Passenger Auto No-Fault (Personal Injury Protection) .....	0	0	0	0	0	0	0	0	0	0	0	0
19.2	Other Private Passenger Auto Liability .....	0	0	0	0	0	0	0	0	0	0	0	7,794
19.3	Commercial Auto No-Fault (Personal Injury Protection) .....	0	0	0	0	0	0	0	0	0	0	0	0
19.4	Other Commercial Auto Liability .....	0	0	0	0	0	0	0	0	0	0	0	0
21.1	Private Passenger Auto Physical Damage .....	0	0	0	0	0	0	0	0	0	0	0	0
21.2	Commercial Auto Physical Damage .....	0	0	0	0	0	0	0	0	0	0	0	0
22.	Aircraft (all perils) .....	0	0	0	0	0	0	0	0	0	0	0	0
23.	Fidelity .....	0	0	0	0	0	0	0	0	0	0	0	0
24.	Surety .....	0	0	0	0	0	0	0	0	0	0	0	0
26.	Burglary and Theft .....	0	0	0	0	0	0	0	0	0	0	0	0
27.	Boiler and Machinery .....	0	0	0	0	0	0	0	0	0	0	0	0
28.	Credit .....	0	0	0	0	0	0	0	0	0	0	0	0
29.	International .....	0	0	0	0	0	0	0	0	0	0	0	0
30.	Warranty .....	0	0	0	0	0	0	0	0	0	0	0	0
31.	Reins nonproportional assumed property .....	XXX	XXX	XXX	XXX	XXX	XXX	XXX	XXX	XXX	XXX	XXX	XXX
32.	Reins nonproportional assumed liability .....	XXX	XXX	XXX	XXX	XXX	XXX	XXX	XXX	XXX	XXX	XXX	XXX
33.	Reins nonproportional assumed financial lines .....	XXX	XXX	XXX	XXX	XXX	XXX	XXX	XXX	XXX	XXX	XXX	XXX
34.	Aggregate Write-Ins for Other Lines of Business .....	0	0	0	0	0	0	0	0	0	0	0	0
35.	Total (a) .....	0	0	0	0	0	0	0	0	0	0	0	7,894
DETAILS OF WRITE-INS													
3401.	.....												
3402.	.....												
3403.	.....												
3498.	Summary of remaining write-ins for Line 34 from overflow page .....	0	0	0	0	0	0	0	0	0	0	0	0
3499.	Totals (Lines 3401 thru 3403 plus 3498)(Line 34 above) .....	0	0	0	0	0	0	0	0	0	0	0	0

(a) Finance and service charges not included in Lines 1 to 35 \$ .....0  
(b) For health business on indicated lines report: Number of persons insured under PPO managed care products .....0 and number of persons insured under indemnity only products .....0 .



ANNUAL STATEMENT FOR THE YEAR 2023 OF THE STATE AUTOMOBILE MUTUAL INSURANCE COMPANY

EXHIBIT OF PREMIUMS AND LOSSES (Statutory Page 14)

NAIC Group Code 0111 BUSINESS IN THE STATE OF South Carolina DURING THE YEAR 2023 NAIC Company Code 25135

Line of Business		Gross Premiums, Including Policy and Membership Fees, Less Return Premiums and Premiums on Policies not Taken		3  Dividends Paid or Credited to Policyholders on Direct Business	4  Direct Unearned Premium Reserves	5  Direct Losses Paid (deducting salvage)	6  Direct Losses Incurred	7  Direct Losses Unpaid	8  Direct Defense and Cost Containment Expense Paid	9  Direct Defense and Cost Containment Expense Incurred	10  Direct Defense and Cost Containment Expense Unpaid	11  Commissions and Brokerage Expenses	12  Taxes, Licenses and Fees
		1  Direct Premiums Written	2  Direct Premiums Earned										
1.	Fire .....	905,847	827,232	0	404,364	5,658	73,405	149,592	572	10,438	22,879	139,456	44,914
2.1	Allied Lines .....	840,183	783,478	0	402,824	813,928	178,325	(580,707)	40,410	25,188	(11,638)	128,195	30,885
2.2	Multiple Peril Crop .....	0	0	0	0	0	0	0	0	0	0	0	0
2.3	Federal Flood .....	0	0	0	0	0	0	0	0	0	0	0	0
2.4	Private Crop .....	0	0	0	0	0	0	0	0	0	0	0	0
2.5	Private Flood .....	0	0	0	0	0	0	0	0	0	0	0	0
3.	Farmowners Multiple Peril .....	1,099,949	957,206	0	548,745	448,002	455,489	155,759	4,635	7,358	8,629	176,656	44,601
4.	Homeowners Multiple Peril .....	3,933,106	4,315,068	0	2,075,019	3,225,374	3,174,889	1,279,154	51,752	46,039	56,135	845,676	175,830
5.1	Commercial Multiple Peril (Non-Liability Portion) .....	1,556,097	1,444,574	0	778,564	430,716	(111,376)	396,490	23,735	15,197	27,645	257,445	64,406
5.2	Commercial Multiple Peril (Liability Portion) .....	1,177,939	1,084,726	0	582,374	1,149,766	707,128	46,758	72,461	83,813	235,104	193,591	49,192
6.	Mortgage Guaranty .....	0	0	0	0	0	0	0	0	0	0	0	0
8.	Ocean Marine .....	0	0	0	0	0	0	0	0	0	0	0	0
9.	Inland Marine .....	648,120	462,848	0	373,390	50,156	59,227	(50,754)	0	753	2,019	101,913	16,280
10.	Financial Guaranty .....	0	0	0	0	0	0	0	0	0	0	0	0
11.1	Medical Professional Liability - Occurrence .....	0	0	0	0	0	0	0	0	0	0	0	0
11.2	Medical Professional Liability - Claims-Made .....	0	0	0	0	0	0	0	0	0	0	0	0
12.	Earthquake .....	36,947	38,909	0	15,022	0	0	402	0	0	76	6,481	1,286
13.1	Comprehensive (hospital and medical) ind (b) .....	0	0	0	0	0	0	0	0	0	0	0	0
13.2	Comprehensive (hospital and medical) group (b) .....	0	0	0	0	0	0	0	0	0	0	0	0
14.	Credit A&H (Group and Individual) .....	0	0	0	0	0	0	0	0	0	0	0	0
15.1	Vision Only (b) .....	0	0	0	0	0	0	0	0	0	0	0	0
15.2	Dental Only (b) .....	0	0	0	0	0	0	0	0	0	0	0	0
15.3	Disability Income (b) .....	0	0	0	0	0	0	0	0	0	0	0	0
15.4	Medicare Supplement (b) .....	0	0	0	0	0	0	0	0	0	0	0	0
15.5	Medicaid Title XIX (b) .....	0	0	0	0	0	0	0	0	0	0	0	0
15.6	Medicare Title XVIII (b) .....	0	0	0	0	0	0	0	0	0	0	0	0
15.7	Long-Term Care (b) .....	0	0	0	0	0	0	0	0	0	0	0	0
15.8	Federal Employees Health Benefits Plan (b) .....	0	0	0	0	0	0	0	0	0	0	0	0
15.9	Other Health (b) .....	0	0	0	0	0	0	0	0	0	0	0	0
16.	Workers' Compensation .....	463,981	521,387	0	181,900	233,729	243,679	711,911	18,872	35,157	144,237	43,801	21,130
17.1	Other Liability - Occurrence .....	3,805,078	3,683,452	0	1,759,637	1,266,230	3,137,336	3,627,491	66,416	221,886	600,277	600,282	150,634
17.2	Other Liability - Claims-Made .....	68,328	67,791	0	31,773	8,868	37,726	58,784	0	4,648	10,905	10,849	2,629
17.3	Excess Workers' Compensation .....	0	0	0	0	0	0	0	0	0	0	0	0
18.1	Products Liability - Occurrence .....	15,308	59,627	0	8,342	0	15,103	92,821	0	1,690	19,831	3,890	2,373
18.2	Products Liability - Claims-Made .....	0	0	0	0	0	0	0	0	0	0	0	0
19.1	Private Passenger Auto No-Fault (Personal Injury Protection) .....	0	0	0	0	0	0	0	0	0	0	0	0
19.2	Other Private Passenger Auto Liability .....	1,412,089	1,544,879	0	490,298	741,138	1,533,183	2,858,829	24,598	62,377	271,299	259,741	55,551
19.3	Commercial Auto No-Fault (Personal Injury Protection) .....	0	116	0	30	0	557	1,099	0	26	75	11	3
19.4	Other Commercial Auto Liability .....	7,849,257	7,752,622	0	3,717,900	3,372,113	7,816,081	10,005,025	136,775	492,231	1,028,050	996,397	310,664
21.1	Private Passenger Auto Physical Damage .....	971,502	1,048,031	0	339,352	571,062	604,721	53,875	1,433	2,963	6,640	178,765	39,986
21.2	Commercial Auto Physical Damage .....	2,616,324	2,578,090	0	1,253,886	2,110,161	2,057,904	142,190	5,445	14,497	20,455	328,751	105,587
22.	Aircraft (all perils) .....	0	0	0	0	0	0	0	0	0	0	0	0
23.	Fidelity .....	2,389	2,523	0	1,197	0	113	244	0	82	150	344	89
24.	Surety .....	0	459	0	439	0	20	187	0	(396)	752	0	0
26.	Burglary and Theft .....	8,521	8,351	0	3,716	16,426	16,809	775	74	284	489	1,319	355
27.	Boiler and Machinery .....	47,508	47,161	0	20,898	80,269	9,522	(35,546)	0	1,239	2,218	7,354	1,661
28.	Credit .....	0	0	0	0	0	0	0	0	0	0	0	0
29.	International .....	0	0	0	0	0	0	0	0	0	0	0	0
30.	Warranty .....	0	0	0	0	0	0	0	0	0	0	0	0
31.	Reins nonproportional assumed property .....	XXX	XXX	XXX	XXX	XXX	XXX	XXX	XXX	XXX	XXX	XXX	XXX
32.	Reins nonproportional assumed liability .....	XXX	XXX	XXX	XXX	XXX	XXX	XXX	XXX	XXX	XXX	XXX	XXX
33.	Reins nonproportional assumed financial lines .....	XXX	XXX	XXX	XXX	XXX	XXX	XXX	XXX	XXX	XXX	XXX	XXX
34.	Aggregate Write-Ins for Other Lines of Business .....	0	0	0	0	0	0	0	0	0	0	0	0
35.	Total (a) .....	27,458,576	27,228,530	0	12,989,672	14,523,594	20,009,841	18,914,379	447,177	1,025,470	2,446,227	4,280,915	1,118,035
DETAILS OF WRITE-INS													
3401.	.....												
3402.	.....												
3403.	.....												
3498.	Summary of remaining write-ins for Line 34 from overflow page .....	0	0	0	0	0	0	0	0	0	0	0	0
3499.	Totals (Lines 3401 thru 3403 plus 3498)(Line 34 above) .....	0	0	0	0	0	0	0	0	0	0	0	0

(a) Finance and service charges not included in Lines 1 to 35 \$ 50,466  
(b) For health business on indicated lines report: Number of persons insured under PPO managed care products 0 and number of persons insured under indemnity only products 0



ANNUAL STATEMENT FOR THE YEAR 2023 OF THE STATE AUTOMOBILE MUTUAL INSURANCE COMPANY

EXHIBIT OF PREMIUMS AND LOSSES (Statutory Page 14)

NAIC Group Code 0111		BUSINESS IN THE STATE OF South Dakota				DURING THE YEAR 2023				NAIC Company Code 25135		
Line of Business	Gross Premiums, Including Policy and Membership Fees, Less Return Premiums and Premiums on Policies not Taken		3 Dividends Paid or Credited to Policyholders on Direct Business	4 Direct Unearned Premium Reserves	5 Direct Losses Paid (deducting salvage)	6 Direct Losses Incurred	7 Direct Losses Unpaid	8 Direct Defense and Cost Containment Expense Paid	9 Direct Defense and Cost Containment Expense Incurred	10 Direct Defense and Cost Containment Expense Unpaid	11 Commissions and Brokerage Expenses	12 Taxes, Licenses and Fees
	1 Direct Premiums Written	2 Direct Premiums Earned										
Fire	283,840	162,367	0	219,781	0	17,205	27,482	0	2,506	4,054	42,864	6,122
Allied Lines	311,192	158,712	0	237,414	206,779	54,046	(21,121)	0	(1,488)	1,534	46,911	4,791
Multiple Peril Crop	0	0	0	0	0	0	0	0	0	0	0	0
Federal Flood	0	0	0	0	0	0	0	0	0	0	0	0
Private Crop	0	0	0	0	0	0	0	0	0	0	0	0
Private Flood	0	0	0	0	0	0	0	0	0	0	0	0
Farmowners Multiple Peril	9,318,258	9,023,453	0	4,820,826	8,044,175	1,860,715	2,226,782	87,498	46,075	108,482	1,490,369	260,681
Homeowners Multiple Peril	0	0	0	0	0	0	0	0	0	0	0	0
Commercial Multiple Peril (Non-Liability Portion)	742,148	737,446	0	370,364	620,995	940,742	555,134	11,054	12,631	17,963	119,864	20,017
Commercial Multiple Peril (Liability Portion)	398,079	377,309	0	196,177	136,591	220,424	256,958	8,117	33,055	98,475	64,069	10,549
Mortgage Guaranty	0	0	0	0	0	0	0	0	0	0	0	0
Ocean Marine	0	0	0	0	0	0	0	0	0	0	0	0
Inland Marine	29,560	54,900	0	5,536	13,131	13,446	1,324	0	13	215	4,942	955
Financial Guaranty	0	0	0	0	0	0	0	0	0	0	0	0
Medical Professional Liability - Occurrence	0	0	0	0	0	0	0	0	0	0	0	0
Medical Professional Liability - Claims-Made	0	0	0	0	0	0	0	0	0	0	0	0
Earthquake	0	17	0	0	0	0	5	0	0	1	0	0
Comprehensive (hospital and medical) ind (b)	0	0	0	0	0	0	0	0	0	0	0	0
Comprehensive (hospital and medical) group (b)	0	0	0	0	0	0	0	0	0	0	0	0
Credit A&H (Group and Individual)	0	0	0	0	0	0	0	0	0	0	0	0
Vision Only (b)	0	0	0	0	0	0	0	0	0	0	0	0
Dental Only (b)	0	0	0	0	0	0	0	0	0	0	0	0
Disability Income (b)	0	0	0	0	0	0	0	0	0	0	0	0
Medicare Supplement (b)	0	0	0	0	0	0	0	0	0	0	0	0
Medicaid Title XIX (b)	0	0	0	0	0	0	0	0	0	0	0	0
Medicare Title XVIII (b)	0	0	0	0	0	0	0	0	0	0	0	0
Long-Term Care (b)	0	0	0	0	0	0	0	0	0	0	0	0
Federal Employees Health Benefits Plan (b)	0	0	0	0	0	0	0	0	0	0	0	0
Other Health (b)	0	0	0	0	0	0	0	0	0	0	0	0
Workers' Compensation	283,632	283,215	0	114,416	786,146	133,338	679,346	10,819	19,994	154,161	27,213	7,131
Other Liability - Occurrence	835,986	756,992	0	395,191	1,116,844	252,642	(410,225)	7,033	56,508	183,078	127,605	20,794
Other Liability - Claims-Made	7,206	6,472	0	3,818	0	3,602	5,993	0	444	944	1,132	179
Excess Workers' Compensation	0	0	0	0	0	0	0	0	0	0	0	0
Products Liability - Occurrence	7,738	7,747	0	1,122	0	1,962	6,581	0	224	1,532	1,292	168
Products Liability - Claims-Made	0	0	0	0	0	0	0	0	0	0	0	0
Private Passenger Auto No-Fault (Personal Injury Protection)	0	0	0	0	0	0	0	0	0	0	0	0
Other Private Passenger Auto Liability	0	0	0	0	0	0	0	0	0	0	0	0
Commercial Auto No-Fault (Personal Injury Protection)	909	891	0	895	0	2,639	4,808	0	182	396	67	29
Other Commercial Auto Liability	1,212,663	1,168,296	0	598,691	2,047,756	777,122	111,955	42,933	35,634	(25,035)	185,895	32,171
Private Passenger Auto Physical Damage	0	0	0	0	0	0	0	0	0	0	0	0
Commercial Auto Physical Damage	1,368,956	1,272,922	0	670,902	797,372	658,493	(14,959)	2,349	5,791	12,356	215,750	36,670
Aircraft (all perils)	0	0	0	0	0	0	0	0	0	0	0	0
Fidelity	80	80	0	26	0	3	8	0	3	5	13	2
Surety	0	0	0	0	0	0	(49)	0	(39)	73	0	0
Burglary and Theft	1,538	1,169	0	975	0	57	112	0	32	71	241	32
Boiler and Machinery	94,162	98,701	0	47,603	1,576	5,747	13,673	0	3,095	6,518	15,945	2,597
Credit	0	0	0	0	0	0	0	0	0	0	0	0
International	0	0	0	0	0	0	0	0	0	0	0	0
Warranty	0	0	0	0	0	0	0	0	0	0	0	0
Reins nonproportional assumed property	XXX	XXX	XXX	XXX	XXX	XXX	XXX	XXX	XXX	XXX	XXX	XXX
Reins nonproportional assumed liability	XXX	XXX	XXX	XXX	XXX	XXX	XXX	XXX	XXX	XXX	XXX	XXX
Reins nonproportional assumed financial lines	XXX	XXX	XXX	XXX	XXX	XXX	XXX	XXX	XXX	XXX	XXX	XXX
Aggregate Write-Ins for Other Lines of Business	0	0	0	0	0	0	0	0	0	0	0	0
Total (a)	14,895,946	14,110,690	0	7,683,735	13,771,365	4,942,183	3,443,808	169,803	214,657	564,822	2,344,174	402,890
DETAILS OF WRITE-INS												
Summary of remaining write-ins for Line 34 from overflow page												
Totals (Lines 3401 thru 3403 plus 3498)(Line 34 above)												

(a) Finance and service charges not included in Lines 1 to 35 \$ 20,835  
(b) For health business on indicated lines report: Number of persons insured under PPO managed care products 0 and number of persons insured under indemnity only products 0



ANNUAL STATEMENT FOR THE YEAR 2023 OF THE STATE AUTOMOBILE MUTUAL INSURANCE COMPANY

EXHIBIT OF PREMIUMS AND LOSSES (Statutory Page 14)

NAIC Group Code 0111 BUSINESS IN THE STATE OF Tennessee DURING THE YEAR 2023 NAIC Company Code 25135

Line of Business	Gross Premiums, Including Policy and Membership Fees, Less Return Premiums and Premiums on Policies not Taken		3	4	5	6	7	8	9	10	11	12
	1	2										
	Direct Premiums Written	Direct Premiums Earned	Dividends Paid or Credited to Policyholders on Direct Business	Direct Unearned Premium Reserves	Direct Losses Paid (deducting salvage)	Direct Losses Incurred	Direct Losses Unpaid	Direct Defense and Cost Containment Expense Paid	Direct Defense and Cost Containment Expense Incurred	Direct Defense and Cost Containment Expense Unpaid	Commissions and Brokerage Expenses	Taxes, Licenses and Fees
1. Fire .....	4,189,461	3,830,146	0	2,044,801	812,193	1,004,731	1,210,245	19,983	55,628	161,381	658,124	122,014
2.1 Allied Lines .....	4,817,849	4,490,775	0	2,270,457	3,875,586	5,710,336	6,159,708	60,057	33,202	66,082	768,416	108,160
2.2 Multiple Peril Crop .....	0	0	0	0	0	0	0	0	0	0	0	0
2.3 Federal Flood .....	0	0	0	0	0	0	0	0	0	0	0	0
2.4. Private Crop .....	0	0	0	0	0	0	0	0	0	0	0	0
2.5 Private Flood .....	0	0	0	0	0	0	0	0	0	0	0	0
3. Farmowners Multiple Peril .....	3,401,411	3,259,528	0	1,779,215	4,084,386	4,291,618	2,398,722	30,284	34,874	34,130	542,687	107,357
4. Homeowners Multiple Peril .....	33,703	38,216	0	13,934	200,889	206,694	13,116	0	139	535	7,712	1,129
5.1 Commercial Multiple Peril (Non-Liability Portion) .....	2,306,372	2,487,214	0	1,173,686	2,507,767	321,936	611,234	77,683	54,681	61,408	373,148	74,613
5.2 Commercial Multiple Peril (Liability Portion) .....	1,032,083	1,083,763	0	509,707	161,724	646,935	1,402,544	16,095	89,474	412,791	167,622	32,772
6. Mortgage Guaranty .....	0	0	0	0	0	0	0	0	0	0	0	0
8. Ocean Marine .....	0	0	0	0	0	0	0	0	0	0	0	0
9. Inland Marine .....	2,021,260	1,868,913	0	1,059,835	112,977	166,170	14,757	0	2,877	9,600	322,058	64,629
10. Financial Guaranty .....	0	0	0	0	0	0	0	0	0	0	0	0
11.1 Medical Professional Liability - Occurrence .....	0	0	0	0	0	0	0	0	0	0	0	0
11.2 Medical Professional Liability - Claims-Made .....	0	0	0	0	0	0	0	0	0	0	0	0
12. Earthquake .....	391,103	403,480	0	149,856	0	0	7,978	0	0	1,421	64,453	10,508
13.1 Comprehensive (hospital and medical) ind (b) .....	0	0	0	0	0	0	0	0	0	0	0	0
13.2 Comprehensive (hospital and medical) group (b) .....	0	0	0	0	0	0	0	0	0	0	0	0
14. Credit A&H (Group and Individual) .....	0	0	0	0	0	0	0	0	0	0	0	0
15.1 Vision Only (b).....	0	0	0	0	0	0	0	0	0	0	0	0
15.2 Dental Only (b) .....	0	0	0	0	0	0	0	0	0	0	0	0
15.3 Disability Income (b) .....	0	0	0	0	0	0	0	0	0	0	0	0
15.4 Medicare Supplement (b) .....	0	0	0	0	0	0	0	0	0	0	0	0
15.5 Medicaid Title XIX (b) .....	0	0	0	0	0	0	0	0	0	0	0	0
15.6 Medicare Title XVIII (b).....	0	0	0	0	0	0	0	0	0	0	0	0
15.7 Long-Term Care (b) .....	0	0	0	0	0	0	0	0	0	0	0	0
15.8 Federal Employees Health Benefits Plan (b) .....	0	0	0	0	0	0	0	0	0	0	0	0
15.9 Other Health (b) .....	0	135	0	0	0	0	0	0	0	0	0	0
16. Workers' Compensation .....	798,777	805,603	0	319,377	559,004	435,157	3,576,410	43,100	1,777	397,979	89,331	33,211
17.1 Other Liability - Occurrence .....	6,434,879	6,312,985	0	2,671,845	1,474,163	7,495,691	14,666,061	384,914	365,861	1,967,468	1,039,071	155,806
17.2 Other Liability - Claims-Made .....	90,413	91,673	0	48,488	17,079	48,059	88,473	0	43	12,064	14,358	2,891
17.3 Excess Workers' Compensation .....	0	0	0	0	0	0	0	0	0	0	0	0
18.1 Products Liability - Occurrence .....	828,832	883,790	0	329,123	1,020,021	223,864	(2,238)	4,894	(2,634)	336,560	135,567	23,150
18.2 Products Liability - Claims-Made .....	0	0	0	0	0	0	0	0	0	0	0	0
19.1 Private Passenger Auto No-Fault (Personal Injury Protection) .....	0	0	0	0	0	0	0	0	0	0	0	0
19.2 Other Private Passenger Auto Liability .....	22,308	26,549	0	5,600	13,043	22,667	56,133	0	1,168	4,485	4,611	812
19.3 Commercial Auto No-Fault (Personal Injury Protection) .....	2,107	2,031	0	313	10,000	3,814	(3,934)	163	383	396	299	52
19.4 Other Commercial Auto Liability .....	5,702,192	5,934,628	0	2,086,347	2,594,390	6,200,866	9,089,316	82,349	223,994	946,974	770,830	133,486
21.1 Private Passenger Auto Physical Damage .....	18,407	20,430	0	4,719	927	1,067	(757)	39	128	3,839	641	641
21.2 Commercial Auto Physical Damage .....	2,215,510	2,351,907	0	881,290	1,728,208	1,613,320	87,684	6,063	7,906	15,690	302,135	57,781
22. Aircraft (all perils) .....	0	0	0	0	0	0	0	0	0	0	0	0
23. Fidelity .....	39,694	43,310	0	18,791	5,301	7,521	5,259	0	1,542	3,852	6,862	792
24. Surety .....	769	2,081	0	160	0	46	4,428	0	(1,451)	2,730	231	43
26. Burglary and Theft .....	22,480	22,328	0	9,744	80,122	100,066	29,828	0	10,263	11,045	3,581	562
27. Boiler and Machinery .....	223,067	222,425	0	109,582	49,285	50,989	31,669	0	6,800	13,601	35,789	5,467
28. Credit .....	0	0	0	0	0	0	0	0	0	0	0	0
29. International .....	0	0	0	0	0	0	0	0	0	0	0	0
30. Warranty .....	0	0	0	0	0	0	0	0	0	0	0	0
31. Reins nonproportional assumed property .....	XXX	XXX	XXX	XXX	XXX	XXX	XXX	XXX	XXX	XXX	XXX	XXX
32. Reins nonproportional assumed liability .....	XXX	XXX	XXX	XXX	XXX	XXX	XXX	XXX	XXX	XXX	XXX	XXX
33. Reins nonproportional assumed financial lines .....	XXX	XXX	XXX	XXX	XXX	XXX	XXX	XXX	XXX	XXX	XXX	XXX
34. Aggregate Write-Ins for Other Lines of Business .....	0	0	0	0	0	0	0	0	0	0	0	0
35. Total (a) .....	34,592,677	34,181,910	0	15,486,870	19,307,065	28,551,546	39,446,633	725,585	886,565	4,460,320	5,310,724	935,875
DETAILS OF WRITE-INS												
3401. ....												
3402. ....												
3403. ....												
3498. Summary of remaining write-ins for Line 34 from overflow page .....	0	0	0	0	0	0	0	0	0	0	0	0
3499. Totals (Lines 3401 thru 3403 plus 3498)(Line 34 above) .....	0	0	0	0	0	0	0	0	0	0	0	0

(a) Finance and service charges not included in Lines 1 to 35 \$ 41,667  
(b) For health business on indicated lines report: Number of persons insured under PPO managed care products 0 and number of persons insured under indemnity only products 0



ANNUAL STATEMENT FOR THE YEAR 2023 OF THE STATE AUTOMOBILE MUTUAL INSURANCE COMPANY

EXHIBIT OF PREMIUMS AND LOSSES (Statutory Page 14)

NAIC Group Code 0111		BUSINESS IN THE STATE OF Texas		DURING THE YEAR 2023						NAIC Company Code 25135			
Line of Business		Gross Premiums, Including Policy and Membership Fees, Less Return Premiums and Premiums on Policies not Taken		3	4	5	6	7	8	9	10	11	12
		1	2										
		Direct Premiums Written	Direct Premiums Earned	Dividends Paid or Credited to Policyholders on Direct Business	Direct Unearned Premium Reserves	Direct Losses Paid (deducting salvage)	Direct Losses Incurred	Direct Losses Unpaid	Direct Defense and Cost Containment Expense Paid	Direct Defense and Cost Containment Expense Incurred	Direct Defense and Cost Containment Expense Unpaid	Commissions and Brokerage Expenses	Taxes, Licenses and Fees
1.	Fire .....	2,491,857	2,090,901	0	1,352,017	707,489	694,196	(68,230)	22,492	37,160	141,655	382,803	40,425
2.1	Allied Lines .....	5,445,656	4,758,101	0	2,782,139	2,662,863	2,709,368	2,229,991	279,217	238,328	71,446	849,935	97,237
2.2	Multiple Peril Crop .....	0	0	0	0	0	0	0	0	0	0	0	0
2.3	Federal Flood .....	0	0	0	0	0	0	0	0	0	0	0	0
2.4	Private Crop .....	0	0	0	0	0	0	0	0	0	0	0	0
2.5	Private Flood .....	0	0	0	0	0	0	0	0	0	0	0	0
3.	Farmowners Multiple Peril .....	26,575,544	24,533,857	0	13,202,598	14,925,969	16,315,478	6,419,624	241,789	246,998	139,881	4,225,851	498,790
4.	Homeowners Multiple Peril .....	0	0	0	0	0	0	0	0	0	0	0	0
5.1	Commercial Multiple Peril (Non-Liability Portion) .....	24,901,447	22,766,219	0	12,501,286	19,155,076	19,136,278	7,632,342	1,036,695	884,409	370,207	3,930,913	451,823
5.2	Commercial Multiple Peril (Liability Portion) .....	13,237,254	12,833,924	0	6,363,815	6,282,992	8,434,570	11,801,224	977,603	1,117,631	3,618,391	2,103,543	251,235
6.	Mortgage Guaranty .....	0	0	0	0	0	0	0	0	0	0	0	0
8.	Ocean Marine .....	0	0	0	0	0	0	0	0	0	0	0	0
9.	Inland Marine .....	1,284,409	1,207,565	0	626,593	354,734	1,253,616	893,386	585	1,541	8,022	204,379	26,173
10.	Financial Guaranty .....	0	0	0	0	0	0	0	0	0	0	0	0
11.1	Medical Professional Liability - Occurrence .....	0	0	0	0	0	0	0	0	0	0	0	0
11.2	Medical Professional Liability - Claims-Made .....	0	0	0	0	0	0	0	0	0	0	0	0
12.	Earthquake .....	29,325	28,957	0	11,181	0	0	677	0	0	112	4,811	628
13.1	Comprehensive (hospital and medical) ind (b) .....	0	0	0	0	0	0	0	0	0	0	0	0
13.2	Comprehensive (hospital and medical) group (b) .....	0	0	0	0	0	0	0	0	0	0	0	0
14.	Credit A&H (Group and Individual) .....	0	0	0	0	0	0	0	0	0	0	0	0
15.1	Vision Only (b).....	0	0	0	0	0	0	0	0	0	0	0	0
15.2	Dental Only (b) .....	0	0	0	0	0	0	0	0	0	0	0	0
15.3	Disability Income (b) .....	0	0	0	0	0	0	0	0	0	0	0	0
15.4	Medicare Supplement (b) .....	0	0	0	0	0	0	0	0	0	0	0	0
15.5	Medicaid Title XIX (b) .....	0	0	0	0	0	0	0	0	0	0	0	0
15.6	Medicare Title XVIII (b).....	0	0	0	0	0	0	0	0	0	0	0	0
15.7	Long-Term Care (b) .....	0	0	0	0	0	0	0	0	0	0	0	0
15.8	Federal Employees Health Benefits Plan (b) .....	0	0	0	0	0	0	0	0	0	0	0	0
15.9	Other Health (b) .....	0	0	0	0	0	0	0	0	0	0	0	0
16.	Workers' Compensation .....	752,803	863,737	107,354	532,822	147,865	464,996	1,100,811	12,734	273,815	158,339	96,803	17,057
17.1	Other Liability - Occurrence .....	19,375,012	17,503,343	0	8,495,190	18,612,119	11,667,022	10,232,247	1,347,376	192,360	3,390,945	2,976,052	335,937
17.2	Other Liability - Claims-Made .....	326,569	318,878	0	154,636	0	322,143	327,704	0	43,609	46,634	52,100	6,192
17.3	Excess Workers' Compensation .....	0	0	0	0	0	0	0	0	0	0	0	0
18.1	Products Liability - Occurrence .....	26,693	27,547	0	(10,798)	20,000	6,978	1,072,690	54,491	(62,389)	242,596	4,871	950
18.2	Products Liability - Claims-Made .....	0	0	0	0	0	0	0	0	0	0	0	0
19.1	Private Passenger Auto No-Fault (Personal Injury Protection) .....	0	0	0	0	0	0	0	0	0	0	0	0
19.2	Other Private Passenger Auto Liability .....	0	0	0	0	0	0	2	0	(1)	0	0	0
19.3	Commercial Auto No-Fault (Personal Injury Protection) .....	588,044	599,837	0	276,193	510,899	593,358	479,742	52,648	96,706	79,340	70,375	11,035
19.4	Other Commercial Auto Liability .....	97,023,355	93,183,958	0	46,559,854	64,110,240	92,656,106	104,000,888	3,400,527	6,038,370	11,135,328	11,343,939	1,835,156
21.1	Private Passenger Auto Physical Damage .....	0	0	0	0	0	0	0	0	0	0	0	0
21.2	Commercial Auto Physical Damage .....	34,289,951	32,715,162	0	16,168,699	21,847,293	22,512,611	2,330,330	164,240	244,611	263,745	4,052,706	645,637
22.	Aircraft (all perils) .....	0	0	0	0	0	0	0	0	0	0	0	0
23.	Fidelity .....	12,474	13,271	0	5,233	25,000	533	(75,005)	0	(2,926)	(15,871)	1,976	248
24.	Surety .....	0	0	0	0	(10,000)	0	8,021	18,006	4,058	(11,300)	0	0
26.	Burglary and Theft .....	32,083	30,920	0	15,393	80,901	19,751	(59,484)	703	1,895	0	5,016	596
27.	Boiler and Machinery .....	209,608	216,595	0	94,860	96,415	51,205	11,926	0	6,856	14,307	33,491	4,128
28.	Credit .....	0	0	0	0	0	0	0	0	0	0	0	0
29.	International .....	0	0	0	0	0	0	0	0	0	0	0	0
30.	Warranty .....	0	0	0	0	0	0	0	0	0	0	0	0
31.	Reins nonproportional assumed property .....	XXX	XXX	XXX	XXX	XXX	XXX	XXX	XXX	XXX	XXX	XXX	XXX
32.	Reins nonproportional assumed liability .....	XXX	XXX	XXX	XXX	XXX	XXX	XXX	XXX	XXX	XXX	XXX	XXX
33.	Reins nonproportional assumed financial lines .....	XXX	XXX	XXX	XXX	XXX	XXX	XXX	XXX	XXX	XXX	XXX	XXX
34.	Aggregate Write-Ins for Other Lines of Business .....	0	0	0	0	0	0	0	0	0	0	0	0
35.	Total (a) .....	226,602,083	213,692,772	107,354	109,131,709	149,529,857	176,838,210	148,338,887	7,608,404	9,361,837	19,655,674	30,339,561	4,223,248
DETAILS OF WRITE-INS													
3401.	.....												
3402.	.....												
3403.	.....												
3498.	Summary of remaining write-ins for Line 34 from overflow page .....	0	0	0	0	0	0	0	0	0	0	0	0
3499.	Totals (Lines 3401 thru 3403 plus 3498)(Line 34 above) .....	0	0	0	0	0	0	0	0	0	0	0	0

(a) Finance and service charges not included in Lines 1 to 35 \$ 182,127  
(b) For health business on indicated lines report: Number of persons insured under PPO managed care products 0 and number of persons insured under indemnity only products 0



ANNUAL STATEMENT FOR THE YEAR 2023 OF THE STATE AUTOMOBILE MUTUAL INSURANCE COMPANY

EXHIBIT OF PREMIUMS AND LOSSES (Statutory Page 14)

NAIC Group Code 0111

BUSINESS IN THE STATE OF Utah

DURING THE YEAR 2023

NAIC Company Code 25135

Line of Business		Gross Premiums, Including Policy and Membership Fees, Less Return Premiums and Premiums on Policies not Taken		3	4	5	6	7	8	9	10	11	12
		1	2										
		Direct Premiums Written	Direct Premiums Earned	Dividends Paid or Credited to Policyholders on Direct Business	Direct Unearned Premium Reserves	Direct Losses Paid (deducting salvage)	Direct Losses Incurred	Direct Losses Unpaid	Direct Defense and Cost Containment Expense Paid	Direct Defense and Cost Containment Expense Incurred	Direct Defense and Cost Containment Expense Unpaid	Commissions and Brokerage Expenses	Taxes, Licenses and Fees
1.	Fire .....	163,333	131,219	0	95,095	2,010,530	12,169	(1,984,847)	0	(15,678)	(12,998)	24,346	3,864
2.1	Allied Lines .....	177,291	156,885	0	96,679	24,242	16,679	74,096	1,522	(2,085)	109	26,791	4,423
2.2	Multiple Peril Crop .....	0	0	0	0	0	0	0	0	0	0	0	0
2.3	Federal Flood .....	0	0	0	0	0	0	0	0	0	0	0	0
2.4	Private Crop .....	0	0	0	0	0	0	0	0	0	0	0	0
2.5	Private Flood .....	0	0	0	0	0	0	0	0	0	0	0	0
3.	Farmowners Multiple Peril .....	475,890	423,838	0	202,563	277,741	195,476	(32,380)	720	1,314	4,395	78,879	10,029
4.	Homeowners Multiple Peril .....	0	0	0	0	0	0	0	0	0	0	0	0
5.1	Commercial Multiple Peril (Non-Liability Portion) .....	638,566	609,065	0	310,083	325,505	493,296	206,976	28,346	24,592	6,431	103,898	14,192
5.2	Commercial Multiple Peril (Liability Portion) .....	743,215	706,120	0	352,312	132,024	419,782	666,224	8,286	57,157	224,901	121,508	16,536
6.	Mortgage Guaranty .....	0	0	0	0	0	0	0	0	0	0	0	0
8.	Ocean Marine .....	0	0	0	0	0	0	0	0	0	0	0	0
9.	Inland Marine .....	231,053	210,067	0	119,202	62,169	5,326	(17,446)	0	333	822	35,167	4,731
10.	Financial Guaranty .....	0	0	0	0	0	0	0	0	0	0	0	0
11.1	Medical Professional Liability - Occurrence .....	0	0	0	0	0	0	0	0	0	0	0	0
11.2	Medical Professional Liability - Claims-Made .....	0	0	0	0	0	0	0	0	0	0	0	0
12.	Earthquake .....	1,071	811	0	672	0	0	11	0	0	2	191	63
13.1	Comprehensive (hospital and medical) ind (b) .....	0	0	0	0	0	0	0	0	0	0	0	0
13.2	Comprehensive (hospital and medical) group (b) .....	0	0	0	0	0	0	0	0	0	0	0	0
14.	Credit A&H (Group and Individual) .....	0	0	0	0	0	0	0	0	0	0	0	0
15.1	Vision Only (b) .....	0	0	0	0	0	0	0	0	0	0	0	0
15.2	Dental Only (b) .....	0	0	0	0	0	0	0	0	0	0	0	0
15.3	Disability Income (b) .....	0	0	0	0	0	0	0	0	0	0	0	0
15.4	Medicare Supplement (b) .....	0	0	0	0	0	0	0	0	0	0	0	0
15.5	Medicaid Title XIX (b) .....	0	0	0	0	0	0	0	0	0	0	0	0
15.6	Medicare Title XVIII (b) .....	0	0	0	0	0	0	0	0	0	0	0	0
15.7	Long-Term Care (b) .....	0	0	0	0	0	0	0	0	0	0	0	0
15.8	Federal Employees Health Benefits Plan (b) .....	0	0	0	0	0	0	0	0	0	0	0	0
15.9	Other Health (b) .....	0	0	0	0	0	0	0	0	0	0	0	0
16.	Workers' Compensation .....	217,336	191,527	0	87,042	3,915	89,667	253,849	964	10,861	39,303	23,297	2,089
17.1	Other Liability - Occurrence .....	1,803,065	1,652,088	0	769,297	73,090	1,315,292	1,686,068	2,002	124,378	218,228	279,863	44,089
17.2	Other Liability - Claims-Made .....	26,356	25,850	0	7,693	0	14,385	20,443	0	1,772	3,039	4,048	581
17.3	Excess Workers' Compensation .....	0	0	0	0	0	0	0	0	0	0	0	0
18.1	Products Liability - Occurrence .....	220	2,361	0	(159)	0	598	3,359	0	67	678	136	100
18.2	Products Liability - Claims-Made .....	0	0	0	0	0	0	0	0	0	0	0	0
19.1	Private Passenger Auto No-Fault (Personal Injury Protection) .....	0	0	0	0	0	0	0	0	0	0	0	0
19.2	Other Private Passenger Auto Liability .....	0	0	0	0	0	0	89	0	0	0	0	0
19.3	Commercial Auto No-Fault (Personal Injury Protection) .....	49,724	48,363	0	21,666	95,707	60,167	14,431	1,889	3,145	5,178	6,329	1,115
19.4	Other Commercial Auto Liability .....	4,365,399	4,091,795	0	2,024,264	1,576,210	4,044,894	5,965,962	62,275	263,164	592,473	540,270	99,532
21.1	Private Passenger Auto Physical Damage .....	0	0	0	0	0	0	0	0	0	0	0	0
21.2	Commercial Auto Physical Damage .....	1,581,295	1,524,754	0	735,312	1,278,309	1,360,767	234,429	0	4,657	8,910	191,315	37,335
22.	Aircraft (all perils) .....	0	0	0	0	0	0	0	0	0	0	0	0
23.	Fidelity .....	140	151	0	107	7,037	6	1,979	0	(1)	11	19	4
24.	Surety .....	0	0	0	0	0	0	0	0	(12)	21	0	0
26.	Burglary and Theft .....	2,792	2,459	0	1,374	0	118	216	66	66	136	425	61
27.	Boiler and Machinery .....	21,426	20,519	0	10,630	25,416	918	(23,496)	0	549	912	3,312	539
28.	Credit .....	0	0	0	0	0	0	0	0	0	0	0	0
29.	International .....	0	0	0	0	0	0	0	0	0	0	0	0
30.	Warranty .....	0	0	0	0	0	0	0	0	0	0	0	0
31.	Reins nonproportional assumed property .....	XXX	XXX	XXX	XXX	XXX	XXX	XXX	XXX	XXX	XXX	XXX	XXX
32.	Reins nonproportional assumed liability .....	XXX	XXX	XXX	XXX	XXX	XXX	XXX	XXX	XXX	XXX	XXX	XXX
33.	Reins nonproportional assumed financial lines .....	XXX	XXX	XXX	XXX	XXX	XXX	XXX	XXX	XXX	XXX	XXX	XXX
34.	Aggregate Write-Ins for Other Lines of Business .....	0	0	0	0	0	0	0	0	0	0	0	0
35.	Total (a) .....	10,498,173	9,797,870	0	4,833,830	5,891,895	8,029,541	7,069,965	106,004	474,280	1,092,550	1,439,795	239,284
DETAILS OF WRITE-INS													
3401.	.....												
3402.	.....												
3403.	.....												
3498.	Summary of remaining write-ins for Line 34 from overflow page .....	0	0	0	0	0	0	0	0	0	0	0	0
3499.	Totals (Lines 3401 thru 3403 plus 3498)(Line 34 above) .....	0	0	0	0	0	0	0	0	0	0	0	0

(a) Finance and service charges not included in Lines 1 to 35 \$ 13,545

(b) For health business on indicated lines report: Number of persons insured under PPO managed care products 0 and number of persons insured under indemnity only products 0



ANNUAL STATEMENT FOR THE YEAR 2023 OF THE STATE AUTOMOBILE MUTUAL INSURANCE COMPANY

EXHIBIT OF PREMIUMS AND LOSSES (Statutory Page 14)

NAIC Group Code 0111 BUSINESS IN THE STATE OF Vermont DURING THE YEAR 2023 NAIC Company Code 25135

Line of Business	Gross Premiums, Including Policy and Membership Fees, Less Return Premiums and Premiums on Policies not Taken		3	4	5	6	7	8	9	10	11	12
	1	2										
	Direct Premiums Written	Direct Premiums Earned	Dividends Paid or Credited to Policyholders on Direct Business	Direct Unearned Premium Reserves	Direct Losses Paid (deducting salvage)	Direct Losses Incurred	Direct Losses Unpaid	Direct Defense and Cost Containment Expense Paid	Direct Defense and Cost Containment Expense Incurred	Direct Defense and Cost Containment Expense Unpaid	Commissions and Brokerage Expenses	Taxes, Licenses and Fees
1. Fire .....	0	0	0	0	0	0	0	0	0	0	0	0
2.1 Allied Lines .....	0	0	0	0	0	0	0	0	0	0	0	0
2.2 Multiple Peril Crop .....	0	0	0	0	0	0	0	0	0	0	0	0
2.3 Federal Flood .....	0	0	0	0	0	0	0	0	0	0	0	0
2.4. Private Crop .....	0	0	0	0	0	0	0	0	0	0	0	0
2.5 Private Flood .....	0	0	0	0	0	0	0	0	0	0	0	0
3. Farmowners Multiple Peril .....	0	0	0	0	0	0	0	0	0	0	0	0
4. Homeowners Multiple Peril .....	0	0	0	0	0	0	0	0	0	0	0	0
5.1 Commercial Multiple Peril (Non-Liability Portion) .....	0	0	0	0	0	0	0	0	0	0	0	0
5.2 Commercial Multiple Peril (Liability Portion) .....	0	0	0	0	0	0	0	0	0	0	0	0
6. Mortgage Guaranty .....	0	0	0	0	0	0	0	0	0	0	0	0
8. Ocean Marine .....	0	0	0	0	0	0	0	0	0	0	0	0
9. Inland Marine .....	0	0	0	0	0	0	0	0	0	0	0	0
10. Financial Guaranty .....	0	0	0	0	0	0	0	0	0	0	0	0
11.1 Medical Professional Liability - Occurrence .....	0	0	0	0	0	0	0	0	0	0	0	0
11.2 Medical Professional Liability - Claims-Made .....	0	0	0	0	0	0	0	0	0	0	0	0
12. Earthquake .....	0	0	0	0	0	0	0	0	0	0	0	0
13.1 Comprehensive (hospital and medical) ind (b) .....	0	0	0	0	0	0	0	0	0	0	0	0
13.2 Comprehensive (hospital and medical) group (b) .....	0	0	0	0	0	0	0	0	0	0	0	0
14. Credit A&H (Group and Individual) .....	0	0	0	0	0	0	0	0	0	0	0	0
15.1 Vision Only (b).....	0	0	0	0	0	0	0	0	0	0	0	0
15.2 Dental Only (b) .....	0	0	0	0	0	0	0	0	0	0	0	0
15.3 Disability Income (b) .....	0	0	0	0	0	0	0	0	0	0	0	0
15.4 Medicare Supplement (b) .....	0	0	0	0	0	0	0	0	0	0	0	0
15.5 Medicaid Title XIX (b) .....	0	0	0	0	0	0	0	0	0	0	0	0
15.6 Medicare Title XVIII (b).....	0	0	0	0	0	0	0	0	0	0	0	0
15.7 Long-Term Care (b) .....	0	0	0	0	0	0	0	0	0	0	0	0
15.8 Federal Employees Health Benefits Plan (b) .....	0	0	0	0	0	0	0	0	0	0	0	0
15.9 Other Health (b) .....	0	0	0	0	0	0	0	0	0	0	0	0
16. Workers' Compensation .....	0	0	0	0	0	0	0	0	0	0	0	0
17.1 Other Liability - Occurrence .....	0	0	0	0	0	0	0	0	0	0	0	0
17.2 Other Liability - Claims-Made .....	0	0	0	0	0	0	0	0	0	0	0	0
17.3 Excess Workers' Compensation .....	0	0	0	0	0	0	0	0	0	0	0	0
18.1 Products Liability - Occurrence .....	0	0	0	0	0	0	0	0	0	0	0	0
18.2 Products Liability - Claims-Made .....	0	0	0	0	0	0	0	0	0	0	0	0
19.1 Private Passenger Auto No-Fault (Personal Injury Protection) .....	0	0	0	0	0	0	0	0	0	0	0	0
19.2 Other Private Passenger Auto Liability .....	0	0	0	0	0	0	0	0	0	0	0	868
19.3 Commercial Auto No-Fault (Personal Injury Protection) .....	0	0	0	0	0	0	0	0	0	0	0	0
19.4 Other Commercial Auto Liability .....	0	0	0	0	0	0	0	0	0	0	0	0
21.1 Private Passenger Auto Physical Damage .....	0	0	0	0	0	0	0	0	0	0	0	0
21.2 Commercial Auto Physical Damage .....	0	0	0	0	0	0	0	0	0	0	0	0
22. Aircraft (all perils) .....	0	0	0	0	0	0	0	0	0	0	0	0
23. Fidelity .....	0	0	0	0	0	0	0	0	0	0	0	0
24. Surety .....	0	0	0	0	0	0	0	0	0	0	0	0
26. Burglary and Theft .....	0	0	0	0	0	0	0	0	0	0	0	0
27. Boiler and Machinery .....	0	0	0	0	0	0	0	0	0	0	0	0
28. Credit .....	0	0	0	0	0	0	0	0	0	0	0	0
29. International .....	0	0	0	0	0	0	0	0	0	0	0	0
30. Warranty .....	0	0	0	0	0	0	0	0	0	0	0	0
31. Reins nonproportional assumed property .....	XXX	XXX	XXX	XXX	XXX	XXX	XXX	XXX	XXX	XXX	XXX	XXX
32. Reins nonproportional assumed liability .....	XXX	XXX	XXX	XXX	XXX	XXX	XXX	XXX	XXX	XXX	XXX	XXX
33. Reins nonproportional assumed financial lines .....	XXX	XXX	XXX	XXX	XXX	XXX	XXX	XXX	XXX	XXX	XXX	XXX
34. Aggregate Write-Ins for Other Lines of Business .....	0	0	0	0	0	0	0	0	0	0	0	0
35. Total (a) .....	0	0	0	0	0	0	0	0	0	0	0	868
DETAILS OF WRITE-INS												
3401. ....												
3402. ....												
3403. ....												
3498. Summary of remaining write-ins for Line 34 from overflow page .....	0	0	0	0	0	0	0	0	0	0	0	0
3499. Totals (Lines 3401 thru 3403 plus 3498)(Line 34 above) .....	0	0	0	0	0	0	0	0	0	0	0	0

(a) Finance and service charges not included in Lines 1 to 35 \$ .....0  
(b) For health business on indicated lines report: Number of persons insured under PPO managed care products .....0 and number of persons insured under indemnity only products .....0 .



ANNUAL STATEMENT FOR THE YEAR 2023 OF THE STATE AUTOMOBILE MUTUAL INSURANCE COMPANY

EXHIBIT OF PREMIUMS AND LOSSES (Statutory Page 14)

NAIC Group Code 0111		BUSINESS IN THE STATE OF Virginia				DURING THE YEAR 2023				NAIC Company Code 25135			
Line of Business	Gross Premiums, Including Policy and Membership Fees, Less Return Premiums and Premiums on Policies not Taken		3	4	5	6	7	8	9	10	11	12	
	1	2											
	Direct Premiums Written	Direct Premiums Earned	Dividends Paid or Credited to Policyholders on Direct Business	Direct Unearned Premium Reserves	Direct Losses Paid (deducting salvage)	Direct Losses Incurred	Direct Losses Unpaid	Direct Defense and Cost Containment Expense Paid	Direct Defense and Cost Containment Expense Incurred	Direct Defense and Cost Containment Expense Unpaid	Commissions and Brokerage Expenses	Taxes, Licenses and Fees	
Fire	1,983,853	1,298,534	0	1,128,800	1,609,074	1,296,749	1,389,200	7,014	16,288	19,319	309,829	57,738	
Allied Lines	2,093,907	1,523,550	0	1,125,236	717,445	(55,110)	276,007	45,415	32,773	(2,370)	329,954	53,087	
Multiple Peril Crop	0	0	0	0	0	0	0	0	0	0	0	0	
Federal Flood	0	0	0	0	0	0	0	0	0	0	0	0	
Private Crop	0	0	0	0	0	0	0	0	0	0	0	0	
Private Flood	0	0	0	0	0	0	0	0	0	0	0	0	
Farmowners Multiple Peril	309,110	319,958	0	162,296	230,576	231,713	91,911	43	673	7,785	48,879	7,918	
Homeowners Multiple Peril	0	0	0	0	0	0	0	0	0	0	0	0	
Commercial Multiple Peril (Non-Liability Portion)	1,224,129	1,134,810	0	616,714	385,425	354,807	975,854	12,951	1,760	(75,011)	199,115	46,395	
Commercial Multiple Peril (Liability Portion)	708,009	676,441	0	346,598	71,699	399,709	741,802	12,485	55,741	220,067	115,427	27,240	
Mortgage Guaranty	0	0	0	0	0	0	0	0	0	0	0	0	
Ocean Marine	0	0	0	0	0	0	0	0	0	0	0	0	
Inland Marine	223,276	209,912	0	89,305	6,886	10,214	5,824	0	267	840	36,067	8,655	
Financial Guaranty	0	0	0	0	0	0	0	0	0	0	0	0	
Medical Professional Liability - Occurrence	0	0	0	0	0	0	0	0	0	0	0	0	
Medical Professional Liability - Claims-Made	0	0	0	0	0	0	0	0	0	0	0	0	
Earthquake	14,745	16,075	0	7,390	0	0	495	0	0	117	2,320	445	
Comprehensive (hospital and medical) ind (b)	0	0	0	0	0	0	0	0	0	0	0	0	
Comprehensive (hospital and medical) group (b)	0	0	0	0	0	0	0	0	0	0	0	0	
Credit A&H (Group and Individual)	0	0	0	0	0	0	0	0	0	0	0	0	
Vision Only (b)	0	0	0	0	0	0	0	0	0	0	0	0	
Dental Only (b)	0	0	0	0	0	0	0	0	0	0	0	0	
Disability Income (b)	0	0	0	0	0	0	0	0	0	0	0	0	
Medicare Supplement (b)	0	0	0	0	0	0	0	0	0	0	0	0	
Medicaid Title XIX (b)	0	0	0	0	0	0	0	0	0	0	0	0	
Medicare Title XVIII (b)	0	0	0	0	0	0	0	0	0	0	0	0	
Long-Term Care (b)	0	0	0	0	0	0	0	0	0	0	0	0	
Federal Employees Health Benefits Plan (b)	0	0	0	0	0	0	0	0	0	0	0	0	
Other Health (b)	0	0	0	0	0	0	0	0	0	0	0	0	
Workers' Compensation	651,585	619,800	0	297,233	188,603	297,026	1,329,934	12,623	35,230	187,944	72,048	37,445	
Other Liability - Occurrence	2,369,365	2,136,228	0	1,194,475	293,692	1,856,560	2,646,292	66,665	133,684	372,427	369,944	59,478	
Other Liability - Claims-Made	53,737	47,004	0	26,858	0	26,159	43,395	0	3,223	6,827	8,606	1,292	
Excess Workers' Compensation	0	0	0	0	0	0	0	0	0	0	0	0	
Products Liability - Occurrence	8,637	23,211	0	6,197	3,465	5,879	27,294	0	655	8,334	1,615	1,208	
Products Liability - Claims-Made	0	0	0	0	0	0	0	0	0	0	0	0	
Private Passenger Auto No-Fault (Personal Injury Protection)	0	0	0	0	0	0	0	0	0	0	0	0	
Other Private Passenger Auto Liability	0	0	0	0	0	0	0	0	0	0	0	0	
Commercial Auto No-Fault (Personal Injury Protection)	4,860	4,513	0	2,635	0	5,482	7,797	0	189	340	642	91	
Other Commercial Auto Liability	3,858,551	3,621,732	0	1,915,112	2,641,589	3,316,761	2,455,692	38,468	220,139	409,641	442,066	101,163	
Private Passenger Auto Physical Damage	0	0	0	0	0	0	(1,000)	0	0	0	0	0	
Commercial Auto Physical Damage	1,734,517	1,511,460	0	923,680	937,252	795,903	28,361	1,610	7,274	13,318	198,579	42,021	
Aircraft (all perils)	0	0	0	0	0	0	0	0	0	0	0	0	
Fidelity	3,653	3,101	0	1,909	0	148	3,075	0	88	102	588	80	
Surety	0	38	0	0	0	0	156	0	(111)	205	0	0	
Burglary and Theft	16,861	13,984	0	8,805	0	697	1,282	0	387	816	2,670	403	
Boiler and Machinery	113,299	97,273	0	58,091	4,375	9,109	10,838	0	2,900	4,969	18,169	2,548	
Credit	0	0	0	0	0	0	0	0	0	0	0	0	
International	0	0	0	0	0	0	0	0	0	0	0	0	
Warranty	0	0	0	0	0	0	0	0	0	0	0	0	
Reins nonproportional assumed property	XXX	XXX	XXX	XXX	XXX	XXX	XXX	XXX	XXX	XXX	XXX	XXX	
Reins nonproportional assumed liability	XXX	XXX	XXX	XXX	XXX	XXX	XXX	XXX	XXX	XXX	XXX	XXX	
Reins nonproportional assumed financial lines	XXX	XXX	XXX	XXX	XXX	XXX	XXX	XXX	XXX	XXX	XXX	XXX	
Aggregate Write-Ins for Other Lines of Business	0	0	0	0	0	0	0	0	0	0	0	0	
Total (a)	15,372,093	13,257,625	0	7,911,333	7,090,081	8,551,805	10,034,210	197,273	511,162	1,175,669	2,156,518	447,206	
DETAILS OF WRITE-INS													
Summary of remaining write-ins for Line 34 from overflow page													
Totals (Lines 3401 thru 3403 plus 3498)(Line 34 above)													

(a) Finance and service charges not included in Lines 1 to 35 \$ 9,506  
(b) For health business on indicated lines report: Number of persons insured under PPO managed care products 0 and number of persons insured under indemnity only products 0





ANNUAL STATEMENT FOR THE YEAR 2023 OF THE STATE AUTOMOBILE MUTUAL INSURANCE COMPANY

EXHIBIT OF PREMIUMS AND LOSSES (Statutory Page 14)

NAIC Group Code 0111 BUSINESS IN THE STATE OF Washington DURING THE YEAR 2023 NAIC Company Code 25135

Line of Business	Gross Premiums, Including Policy and Membership Fees, Less Return Premiums and Premiums on Policies not Taken		3	4	5	6	7	8	9	10	11	12
	1	2										
	Direct Premiums Written	Direct Premiums Earned	Dividends Paid or Credited to Policyholders on Direct Business	Direct Unearned Premium Reserves	Direct Losses Paid (deducting salvage)	Direct Losses Incurred	Direct Losses Unpaid	Direct Defense and Cost Containment Expense Paid	Direct Defense and Cost Containment Expense Incurred	Direct Defense and Cost Containment Expense Unpaid	Commissions and Brokerage Expenses	Taxes, Licenses and Fees
1. Fire .....	0	0	0	0	0	0	0	0	0	0	0	0
2.1 Allied Lines .....	0	0	0	0	0	0	0	0	0	0	0	0
2.2 Multiple Peril Crop .....	0	0	0	0	0	0	0	0	0	0	0	0
2.3 Federal Flood .....	0	0	0	0	0	0	0	0	0	0	0	0
2.4. Private Crop .....	0	0	0	0	0	0	0	0	0	0	0	0
2.5 Private Flood .....	0	0	0	0	0	0	0	0	0	0	0	0
3. Farmowners Multiple Peril .....	0	0	0	0	0	0	0	0	0	0	0	0
4. Homeowners Multiple Peril .....	0	0	0	0	0	0	0	0	0	0	0	0
5.1 Commercial Multiple Peril (Non-Liability Portion) .....	0	0	0	0	0	0	0	0	0	0	0	0
5.2 Commercial Multiple Peril (Liability Portion) .....	0	0	0	0	0	0	0	0	0	0	0	0
6. Mortgage Guaranty .....	0	0	0	0	0	0	0	0	0	0	0	0
8. Ocean Marine .....	0	0	0	0	0	0	0	0	0	0	0	0
9. Inland Marine .....	0	0	0	0	0	0	0	0	0	0	0	0
10. Financial Guaranty .....	0	0	0	0	0	0	0	0	0	0	0	0
11.1 Medical Professional Liability - Occurrence .....	0	0	0	0	0	0	0	0	0	0	0	0
11.2 Medical Professional Liability - Claims-Made .....	0	0	0	0	0	0	0	0	0	0	0	0
12. Earthquake .....	0	0	0	0	0	0	0	0	0	0	0	0
13.1 Comprehensive (hospital and medical) ind (b) .....	0	0	0	0	0	0	0	0	0	0	0	0
13.2 Comprehensive (hospital and medical) group (b) .....	0	0	0	0	0	0	0	0	0	0	0	0
14. Credit A&H (Group and Individual) .....	0	0	0	0	0	0	0	0	0	0	0	0
15.1 Vision Only (b).....	0	0	0	0	0	0	0	0	0	0	0	0
15.2 Dental Only (b) .....	0	0	0	0	0	0	0	0	0	0	0	0
15.3 Disability Income (b) .....	0	0	0	0	0	0	0	0	0	0	0	0
15.4 Medicare Supplement (b) .....	0	0	0	0	0	0	0	0	0	0	0	0
15.5 Medicaid Title XIX (b) .....	0	0	0	0	0	0	0	0	0	0	0	0
15.6 Medicare Title XVIII (b).....	0	0	0	0	0	0	0	0	0	0	0	0
15.7 Long-Term Care (b) .....	0	0	0	0	0	0	0	0	0	0	0	0
15.8 Federal Employees Health Benefits Plan (b) .....	0	0	0	0	0	0	0	0	0	0	0	0
15.9 Other Health (b) .....	0	0	0	0	0	0	0	0	0	0	0	0
16. Workers' Compensation .....	0	0	0	0	0	0	0	0	0	0	0	0
17.1 Other Liability - Occurrence .....	0	0	0	0	0	0	0	0	0	0	0	0
17.2 Other Liability - Claims-Made .....	0	0	0	0	0	0	0	0	0	0	0	0
17.3 Excess Workers' Compensation .....	0	0	0	0	0	0	0	0	0	0	0	0
18.1 Products Liability - Occurrence .....	0	0	0	0	0	0	0	0	0	0	0	0
18.2 Products Liability - Claims-Made .....	0	0	0	0	0	0	0	0	0	0	0	0
19.1 Private Passenger Auto No-Fault (Personal Injury Protection) .....	0	0	0	0	0	0	0	0	0	0	0	0
19.2 Other Private Passenger Auto Liability .....	0	0	0	0	0	0	0	0	0	0	0	2,350
19.3 Commercial Auto No-Fault (Personal Injury Protection) .....	0	0	0	0	0	0	0	0	0	0	0	0
19.4 Other Commercial Auto Liability .....	0	0	0	0	0	0	0	0	0	0	0	0
21.1 Private Passenger Auto Physical Damage .....	0	0	0	0	0	0	0	0	0	0	0	0
21.2 Commercial Auto Physical Damage .....	0	0	0	0	0	0	0	0	0	0	0	0
22. Aircraft (all perils) .....	0	0	0	0	0	0	0	0	0	0	0	0
23. Fidelity .....	0	0	0	0	0	0	0	0	0	0	0	0
24. Surety .....	0	0	0	0	0	0	0	0	0	0	0	0
26. Burglary and Theft .....	0	0	0	0	0	0	0	0	0	0	0	0
27. Boiler and Machinery .....	0	0	0	0	0	0	0	0	0	0	0	0
28. Credit .....	0	0	0	0	0	0	0	0	0	0	0	0
29. International .....	0	0	0	0	0	0	0	0	0	0	0	0
30. Warranty .....	0	0	0	0	0	0	0	0	0	0	0	0
31. Reins nonproportional assumed property .....	XXX	XXX	XXX	XXX	XXX	XXX	XXX	XXX	XXX	XXX	XXX	XXX
32. Reins nonproportional assumed liability .....	XXX	XXX	XXX	XXX	XXX	XXX	XXX	XXX	XXX	XXX	XXX	XXX
33. Reins nonproportional assumed financial lines .....	XXX	XXX	XXX	XXX	XXX	XXX	XXX	XXX	XXX	XXX	XXX	XXX
34. Aggregate Write-Ins for Other Lines of Business .....	0	0	0	0	0	0	0	0	0	0	0	0
35. Total (a) .....	0	0	0	0	0	0	0	0	0	0	0	2,350
DETAILS OF WRITE-INS												
3401. ....												
3402. ....												
3403. ....												
3498. Summary of remaining write-ins for Line 34 from overflow page .....	0	0	0	0	0	0	0	0	0	0	0	0
3499. Totals (Lines 3401 thru 3403 plus 3498)(Line 34 above) .....	0	0	0	0	0	0	0	0	0	0	0	0

(a) Finance and service charges not included in Lines 1 to 35 \$ .....0  
(b) For health business on indicated lines report: Number of persons insured under PPO managed care products .....0 and number of persons insured under indemnity only products .....0 .



ANNUAL STATEMENT FOR THE YEAR 2023 OF THE STATE AUTOMOBILE MUTUAL INSURANCE COMPANY

EXHIBIT OF PREMIUMS AND LOSSES (Statutory Page 14)

NAIC Group Code 0111		BUSINESS IN THE STATE OF West Virginia		DURING THE YEAR 2023					NAIC Company Code 25135				
Line of Business		Gross Premiums, Including Policy and Membership Fees, Less Return Premiums and Premiums on Policies not Taken		3	4	5	6	7	8	9	10	11	12
		1	2										
		Direct Premiums Written	Direct Premiums Earned	Dividends Paid or Credited to Policyholders on Direct Business	Direct Unearned Premium Reserves	Direct Losses Paid (deducting salvage)	Direct Losses Incurred	Direct Losses Unpaid	Direct Defense and Cost Containment Expense Paid	Direct Defense and Cost Containment Expense Incurred	Direct Defense and Cost Containment Expense Unpaid	Commissions and Brokerage Expenses	Taxes, Licenses and Fees
1.	Fire .....	901,719	831,357	0	516,910	3,422,584	2,925,660	1,208,102	4,545	(2,529)	24,434	123,565	39,515
2.1	Allied Lines .....	864,944	799,744	0	499,582	357,136	422,038	185,692	9,017	9,989	9,642	121,037	35,635
2.2	Multiple Peril Crop .....	0	0	0	0	0	0	0	0	0	0	0	0
2.3	Federal Flood .....	0	0	0	0	0	0	0	0	0	0	0	0
2.4	Private Crop .....	0	0	0	0	0	0	0	0	0	0	0	0
2.5	Private Flood .....	0	0	0	0	0	0	0	0	0	0	0	0
3.	Farmowners Multiple Peril .....	1,053,086	1,032,997	0	519,490	712,908	165,795	(544,277)	41,914	31,223	(88,420)	172,897	33,824
4.	Homeowners Multiple Peril .....	0	0	0	0	0	0	0	0	0	0	0	0
5.1	Commercial Multiple Peril (Non-Liability Portion) .....	1,270,296	1,249,911	0	623,024	1,639,698	1,311,061	713,918	27,770	5,908	23,342	205,385	60,079
5.2	Commercial Multiple Peril (Liability Portion) .....	830,605	827,335	0	397,600	37,000	484,872	1,069,707	38,468	72,352	264,874	135,094	39,012
6.	Mortgage Guaranty .....	0	0	0	0	0	0	0	0	0	0	0	0
8.	Ocean Marine .....	0	0	0	0	0	0	0	0	0	0	0	0
9.	Inland Marine .....	186,334	176,813	0	68,865	439,664	448,627	11,229	245	487	711	29,514	5,988
10.	Financial Guaranty .....	0	0	0	0	0	0	0	0	0	0	0	0
11.1	Medical Professional Liability - Occurrence .....	0	0	0	0	0	0	0	0	0	0	0	0
11.2	Medical Professional Liability - Claims-Made .....	0	0	0	0	0	0	0	0	0	0	0	0
12.	Earthquake .....	21,083	18,781	0	11,787	0	0	1,001	0	0	156	3,160	828
13.1	Comprehensive (hospital and medical) ind (b) .....	0	0	0	0	0	0	0	0	0	0	0	0
13.2	Comprehensive (hospital and medical) group (b) .....	0	0	0	0	0	0	0	0	0	0	0	0
14.	Credit A&H (Group and Individual) .....	0	0	0	0	0	0	0	0	0	0	0	0
15.1	Vision Only (b).....	0	0	0	0	0	0	0	0	0	0	0	0
15.2	Dental Only (b) .....	0	0	0	0	0	0	0	0	0	0	0	0
15.3	Disability Income (b) .....	0	0	0	0	0	0	0	0	0	0	0	0
15.4	Medicare Supplement (b) .....	0	0	0	0	0	0	0	0	0	0	0	0
15.5	Medicaid Title XIX (b) .....	0	0	0	0	0	0	0	0	0	0	0	0
15.6	Medicare Title XVIII (b).....	0	0	0	0	0	0	0	0	0	0	0	0
15.7	Long-Term Care (b) .....	0	0	0	0	0	0	0	0	0	0	0	0
15.8	Federal Employees Health Benefits Plan (b) .....	0	0	0	0	0	0	0	0	0	0	0	0
15.9	Other Health (b) .....	0	0	0	0	0	0	0	0	0	0	0	0
16.	Workers' Compensation .....	137,976	157,913	0	68,844	30,964	75,711	411,777	9,679	1,525	62,788	15,926	(3,092)
17.1	Other Liability - Occurrence .....	2,215,198	1,888,799	0	1,372,567	679,063	2,014,647	3,051,391	41,079	89,210	530,793	229,968	74,925
17.2	Other Liability - Claims-Made .....	29,406	26,603	0	14,952	0	14,820	27,280	0	1,826	4,427	4,570	1,246
17.3	Excess Workers' Compensation .....	0	0	0	0	0	0	0	0	0	0	0	0
18.1	Products Liability - Occurrence .....	39,647	35,823	0	14,159	0	9,074	36,330	0	1,022	10,348	6,491	1,704
18.2	Products Liability - Claims-Made .....	0	0	0	0	0	0	0	0	0	0	0	0
19.1	Private Passenger Auto No-Fault (Personal Injury Protection) .....	0	0	0	0	0	0	0	0	0	0	0	0
19.2	Other Private Passenger Auto Liability .....	0	0	0	0	0	0	15,000	15,276	1,455	(18,428)	0	0
19.3	Commercial Auto No-Fault (Personal Injury Protection) .....	898	853	0	532	0	1,323	1,928	0	153	194	116	44
19.4	Other Commercial Auto Liability .....	2,573,470	2,514,748	0	1,207,052	486,106	2,679,608	3,872,734	63,875	160,867	353,994	331,622	115,630
21.1	Private Passenger Auto Physical Damage .....	0	0	0	0	0	0	0	0	0	0	0	0
21.2	Commercial Auto Physical Damage .....	1,136,720	1,100,952	0	537,523	924,895	816,553	(18,185)	21,303	18,749	3,427	144,488	49,892
22.	Aircraft (all perils) .....	0	0	0	0	0	0	0	0	0	0	0	0
23.	Fidelity .....	3,505	4,068	0	1,650	34,352	9,520	402	0	141	351	655	126
24.	Surety .....	(186)	2,022	0	149	0	15	5,093	0	(1,289)	2,400	(58)	13
26.	Burglary and Theft .....	6,132	6,142	0	2,956	0	269	583	0	977	382	977	275
27.	Boiler and Machinery .....	49,932	51,323	0	18,202	52,855	55,025	5,518	0	1,433	2,689	7,966	2,352
28.	Credit .....	0	0	0	0	0	0	0	0	0	0	0	0
29.	International .....	0	0	0	0	0	0	0	0	0	0	0	0
30.	Warranty .....	0	0	0	0	0	0	0	0	0	0	0	0
31.	Reins nonproportional assumed property .....	XXX	XXX	XXX	XXX	XXX	XXX	XXX	XXX	XXX	XXX	XXX	XXX
32.	Reins nonproportional assumed liability .....	XXX	XXX	XXX	XXX	XXX	XXX	XXX	XXX	XXX	XXX	XXX	XXX
33.	Reins nonproportional assumed financial lines .....	XXX	XXX	XXX	XXX	XXX	XXX	XXX	XXX	XXX	XXX	XXX	XXX
34.	Aggregate Write-Ins for Other Lines of Business .....	0	0	0	0	0	0	0	0	0	0	0	0
35.	Total (a) .....	11,320,765	10,726,184	0	5,875,844	8,817,225	11,434,618	10,055,202	273,172	392,666	1,188,104	1,527,376	457,977
DETAILS OF WRITE-INS													
3401.	.....												
3402.	.....												
3403.	.....												
3498.	Summary of remaining write-ins for Line 34 from overflow page .....	0	0	0	0	0	0	0	0	0	0	0	0
3499.	Totals (Lines 3401 thru 3403 plus 3498)(Line 34 above) .....	0	0	0	0	0	0	0	0	0	0	0	0

(a) Finance and service charges not included in Lines 1 to 35 \$ 16,429  
(b) For health business on indicated lines report: Number of persons insured under PPO managed care products 0 and number of persons insured under indemnity only products 0



ANNUAL STATEMENT FOR THE YEAR 2023 OF THE STATE AUTOMOBILE MUTUAL INSURANCE COMPANY

EXHIBIT OF PREMIUMS AND LOSSES (Statutory Page 14)

NAIC Group Code 0111 BUSINESS IN THE STATE OF Wisconsin DURING THE YEAR 2023 NAIC Company Code 25135

Line of Business	Gross Premiums, Including Policy and Membership Fees, Less Return Premiums and Premiums on Policies not Taken		3	4	5	6	7	8	9	10	11	12
	1 Direct Premiums Written	2 Direct Premiums Earned										
1. Fire .....	1,079,549	804,718	0	639,866	46,609	73,426	123,611	0	9,944	19,087	167,526	17,124
2.1 Allied Lines .....	1,455,278	1,078,358	0	828,597	1,145,583	171,189	449,322	18,471	70,214	61,624	225,524	19,466
2.2 Multiple Peril Crop .....	0	0	0	0	0	0	0	0	0	0	0	0
2.3 Federal Flood .....	0	0	0	0	0	0	0	0	0	0	0	0
2.4. Private Crop .....	0	0	0	0	0	0	0	0	0	0	0	0
2.5 Private Flood .....	0	0	0	0	0	0	0	0	0	0	0	0
3. Farmowners Multiple Peril .....	1,676,963	1,605,312	0	849,096	2,368,299	932,935	(1,120,654)	21,843	21,463	8,537	272,710	41,144
4. Homeowners Multiple Peril .....	34,751	33,203	0	14,698	55,967	46,202	46,623	0	(538)	1,344	7,386	497
5.1 Commercial Multiple Peril (Non-Liability Portion) .....	1,465,352	1,420,074	0	776,063	1,615,163	1,748,851	1,277,377	26,362	20,388	61,730	237,598	29,647
5.2 Commercial Multiple Peril (Liability Portion) .....	881,610	861,337	0	459,669	182,772	507,775	992,077	7,887	70,487	311,247	143,418	17,576
6. Mortgage Guaranty .....	0	0	0	0	0	0	0	0	0	0	0	0
8. Ocean Marine .....	0	0	0	0	0	0	0	0	0	0	0	0
9. Inland Marine .....	43,408	36,752	0	17,466	0	618	989	0	51	137	6,960	469
10. Financial Guaranty .....	0	0	0	0	0	0	0	0	0	0	0	0
11.1 Medical Professional Liability - Occurrence .....	0	0	0	0	0	0	0	0	0	0	0	0
11.2 Medical Professional Liability - Claims-Made .....	0	0	0	0	0	0	0	0	0	0	0	0
12. Earthquake .....	4,113	1,480	0	3,064	0	0	28	0	0	5	556	27
13.1 Comprehensive (hospital and medical) ind (b) .....	0	0	0	0	0	0	0	0	0	0	0	0
13.2 Comprehensive (hospital and medical) group (b) .....	0	0	0	0	0	0	0	0	0	0	0	0
14. Credit A&H (Group and Individual) .....	0	0	0	0	0	0	0	0	0	0	0	0
15.1 Vision Only (b).....	0	0	0	0	0	0	0	0	0	0	0	0
15.2 Dental Only (b) .....	0	0	0	0	0	0	0	0	0	0	0	0
15.3 Disability Income (b) .....	0	0	0	0	0	0	0	0	0	0	0	0
15.4 Medicare Supplement (b) .....	0	0	0	0	0	0	0	0	0	0	0	0
15.5 Medicaid Title XIX (b) .....	0	0	0	0	0	0	0	0	0	0	0	0
15.6 Medicare Title XVIII (b).....	0	0	0	0	0	0	0	0	0	0	0	0
15.7 Long-Term Care (b) .....	0	0	0	0	0	0	0	0	0	0	0	0
15.8 Federal Employees Health Benefits Plan (b) .....	0	0	0	0	0	0	0	0	0	0	0	0
15.9 Other Health (b) .....	0	0	0	0	0	0	0	0	0	0	0	0
16. Workers' Compensation .....	383,533	593,344	404,962	119,135	315,253	289,035	711,918	17,571	24,634	188,964	34,616	9,398
17.1 Other Liability - Occurrence .....	1,229,542	1,132,736	0	526,923	163,162	933,547	1,548,940	0	42,320	221,717	195,441	18,536
17.2 Other Liability - Claims-Made .....	37,732	36,759	0	16,784	0	20,457	36,740	0	2,520	5,925	6,023	632
17.3 Excess Workers' Compensation .....	0	0	0	0	0	0	0	0	0	0	0	0
18.1 Products Liability - Occurrence .....	1,594	1,669	0	463	0	423	2,107	0	46	839	270	20
18.2 Products Liability - Claims-Made .....	0	0	0	0	0	0	0	0	0	0	0	0
19.1 Private Passenger Auto No-Fault (Personal Injury Protection) .....	0	0	0	0	0	0	0	0	0	0	0	0
19.2 Other Private Passenger Auto Liability .....	10,364	11,149	0	4,418	1,974	24,655	14,131	0	355	565	2,088	116
19.3 Commercial Auto No-Fault (Personal Injury Protection) .....	979	1,063	0	106	0	3,051	5,528	0	200	364	130	17
19.4 Other Commercial Auto Liability .....	957,743	953,001	0	421,217	248,561	1,032,763	1,492,409	4,564	54,245	160,512	125,670	18,988
21.1 Private Passenger Auto Physical Damage .....	10,161	11,261	0	3,582	(1,282)	2,332	3,280	(259)	(210)	2,182	2,182	141
21.2 Commercial Auto Physical Damage .....	550,089	537,358	0	251,304	423,723	364,237	89,198	0	1,723	3,782	72,976	10,769
22. Aircraft (all perils) .....	0	0	0	0	0	0	0	0	0	0	0	0
23. Fidelity .....	3,553	3,548	0	1,248	0	158	274	0	106	169	593	70
24. Surety .....	0	0	0	0	0	0	(117)	0	(86)	158	0	0
26. Burglary and Theft .....	13,146	11,575	0	6,137	0	538	1,062	0	297	670	2,090	243
27. Boiler and Machinery .....	102,499	91,359	0	49,696	0	4,193	9,687	0	2,608	4,559	16,413	1,779
28. Credit .....	0	0	0	0	0	0	0	0	0	0	0	0
29. International .....	0	0	0	0	0	0	0	0	0	0	0	0
30. Warranty .....	0	0	0	0	0	0	0	0	0	0	0	0
31. Reins nonproportional assumed property .....	XXX	XXX	XXX	XXX	XXX	XXX	XXX	XXX	XXX	XXX	XXX	XXX
32. Reins nonproportional assumed liability .....	XXX	XXX	XXX	XXX	XXX	XXX	XXX	XXX	XXX	XXX	XXX	XXX
33. Reins nonproportional assumed financial lines .....	XXX	XXX	XXX	XXX	XXX	XXX	XXX	XXX	XXX	XXX	XXX	XXX
34. Aggregate Write-Ins for Other Lines of Business .....	0	0	0	0	0	0	0	0	0	0	0	0
35. Total (a) .....	9,941,957	9,226,059	404,962	4,989,532	6,565,784	6,156,385	5,684,532	96,698	320,719	1,051,727	1,520,170	186,659
DETAILS OF WRITE-INS												
3401. ....												
3402. ....												
3403. ....												
3498. Summary of remaining write-ins for Line 34 from overflow page .....	0	0	0	0	0	0	0	0	0	0	0	0
3499. Totals (Lines 3401 thru 3403 plus 3498)(Line 34 above) .....	0	0	0	0	0	0	0	0	0	0	0	0

(a) Finance and service charges not included in Lines 1 to 35 \$ 12,472  
(b) For health business on indicated lines report: Number of persons insured under PPO managed care products 0 and number of persons insured under indemnity only products 0



ANNUAL STATEMENT FOR THE YEAR 2023 OF THE STATE AUTOMOBILE MUTUAL INSURANCE COMPANY

EXHIBIT OF PREMIUMS AND LOSSES (Statutory Page 14)

NAIC Group Code 0111 BUSINESS IN THE STATE OF Wyoming DURING THE YEAR 2023 NAIC Company Code 25135

Line of Business	Gross Premiums, Including Policy and Membership Fees, Less Return Premiums and Premiums on Policies not Taken		3	4	5	6	7	8	9	10	11	12
	1	2										
	Direct Premiums Written	Direct Premiums Earned	Dividends Paid or Credited to Policyholders on Direct Business	Direct Unearned Premium Reserves	Direct Losses Paid (deducting salvage)	Direct Losses Incurred	Direct Losses Unpaid	Direct Defense and Cost Containment Expense Paid	Direct Defense and Cost Containment Expense Incurred	Direct Defense and Cost Containment Expense Unpaid	Commissions and Brokerage Expenses	Taxes, Licenses and Fees
1. Fire .....	0	0	0	0	0	0	0	0	0	0	0	0
2.1 Allied Lines .....	0	0	0	0	0	0	0	0	0	0	0	0
2.2 Multiple Peril Crop .....	0	0	0	0	0	0	0	0	0	0	0	0
2.3 Federal Flood .....	0	0	0	0	0	0	0	0	0	0	0	0
2.4. Private Crop .....	0	0	0	0	0	0	0	0	0	0	0	0
2.5 Private Flood .....	0	0	0	0	0	0	0	0	0	0	0	0
3. Farmowners Multiple Peril .....	0	0	0	0	0	0	0	0	0	0	0	0
4. Homeowners Multiple Peril .....	0	0	0	0	0	0	0	0	0	0	0	0
5.1 Commercial Multiple Peril (Non-Liability Portion) .....	0	0	0	0	0	0	0	0	0	0	0	0
5.2 Commercial Multiple Peril (Liability Portion) .....	0	0	0	0	0	0	0	0	0	0	0	0
6. Mortgage Guaranty .....	0	0	0	0	0	0	0	0	0	0	0	0
8. Ocean Marine .....	0	0	0	0	0	0	0	0	0	0	0	0
9. Inland Marine .....	0	0	0	0	0	0	0	0	0	0	0	0
10. Financial Guaranty .....	0	0	0	0	0	0	0	0	0	0	0	0
11.1 Medical Professional Liability - Occurrence .....	0	0	0	0	0	0	0	0	0	0	0	0
11.2 Medical Professional Liability - Claims-Made .....	0	0	0	0	0	0	0	0	0	0	0	0
12. Earthquake .....	0	0	0	0	0	0	0	0	0	0	0	0
13.1 Comprehensive (hospital and medical) ind (b) .....	0	0	0	0	0	0	0	0	0	0	0	0
13.2 Comprehensive (hospital and medical) group (b) .....	0	0	0	0	0	0	0	0	0	0	0	0
14. Credit A&H (Group and Individual) .....	0	0	0	0	0	0	0	0	0	0	0	0
15.1 Vision Only (b).....	0	0	0	0	0	0	0	0	0	0	0	0
15.2 Dental Only (b) .....	0	0	0	0	0	0	0	0	0	0	0	0
15.3 Disability Income (b) .....	0	0	0	0	0	0	0	0	0	0	0	0
15.4 Medicare Supplement (b) .....	0	0	0	0	0	0	0	0	0	0	0	0
15.5 Medicaid Title XIX (b) .....	0	0	0	0	0	0	0	0	0	0	0	0
15.6 Medicare Title XVIII (b).....	0	0	0	0	0	0	0	0	0	0	0	0
15.7 Long-Term Care (b) .....	0	0	0	0	0	0	0	0	0	0	0	0
15.8 Federal Employees Health Benefits Plan (b) .....	0	0	0	0	0	0	0	0	0	0	0	0
15.9 Other Health (b) .....	0	0	0	0	0	0	0	0	0	0	0	0
16. Workers' Compensation .....	0	0	0	0	0	0	0	0	0	0	0	0
17.1 Other Liability - Occurrence .....	0	0	0	0	0	0	0	0	0	0	0	0
17.2 Other Liability - Claims-Made .....	0	0	0	0	0	0	0	0	0	0	0	0
17.3 Excess Workers' Compensation .....	0	0	0	0	0	0	0	0	0	0	0	0
18.1 Products Liability - Occurrence .....	0	0	0	0	0	0	0	0	0	0	0	0
18.2 Products Liability - Claims-Made .....	0	0	0	0	0	0	0	0	0	0	0	0
19.1 Private Passenger Auto No-Fault (Personal Injury Protection) .....	0	0	0	0	0	0	0	0	0	0	0	0
19.2 Other Private Passenger Auto Liability .....	0	0	0	0	0	0	0	0	0	0	0	6,373
19.3 Commercial Auto No-Fault (Personal Injury Protection) .....	0	0	0	0	0	0	0	0	0	0	0	0
19.4 Other Commercial Auto Liability .....	0	0	0	0	0	0	0	0	0	0	0	0
21.1 Private Passenger Auto Physical Damage .....	0	0	0	0	0	0	0	0	0	0	0	0
21.2 Commercial Auto Physical Damage .....	0	0	0	0	0	0	0	0	0	0	0	0
22. Aircraft (all perils) .....	0	0	0	0	0	0	0	0	0	0	0	0
23. Fidelity .....	0	0	0	0	0	0	0	0	0	0	0	0
24. Surety .....	0	0	0	0	0	0	0	0	0	0	0	0
26. Burglary and Theft .....	0	0	0	0	0	0	0	0	0	0	0	0
27. Boiler and Machinery .....	0	0	0	0	0	0	0	0	0	0	0	0
28. Credit .....	0	0	0	0	0	0	0	0	0	0	0	0
29. International .....	0	0	0	0	0	0	0	0	0	0	0	0
30. Warranty .....	0	0	0	0	0	0	0	0	0	0	0	0
31. Reins nonproportional assumed property .....	XXX	XXX	XXX	XXX	XXX	XXX	XXX	XXX	XXX	XXX	XXX	XXX
32. Reins nonproportional assumed liability .....	XXX	XXX	XXX	XXX	XXX	XXX	XXX	XXX	XXX	XXX	XXX	XXX
33. Reins nonproportional assumed financial lines .....	XXX	XXX	XXX	XXX	XXX	XXX	XXX	XXX	XXX	XXX	XXX	XXX
34. Aggregate Write-Ins for Other Lines of Business .....	0	0	0	0	0	0	0	0	0	0	0	0
35. Total (a) .....	0	0	0	0	0	0	0	0	0	0	0	6,373
DETAILS OF WRITE-INS												
3401. ....												
3402. ....												
3403. ....												
3498. Summary of remaining write-ins for Line 34 from overflow page .....	0	0	0	0	0	0	0	0	0	0	0	0
3499. Totals (Lines 3401 thru 3403 plus 3498)(Line 34 above) .....	0	0	0	0	0	0	0	0	0	0	0	0

(a) Finance and service charges not included in Lines 1 to 35 \$ .....0  
(b) For health business on indicated lines report: Number of persons insured under PPO managed care products .....0 and number of persons insured under indemnity only products .....0 .



ANNUAL STATEMENT FOR THE YEAR 2023 OF THE STATE AUTOMOBILE MUTUAL INSURANCE COMPANY

EXHIBIT OF PREMIUMS AND LOSSES (Statutory Page 14)

NAIC Group Code 0111		BUSINESS IN THE STATE OF Grand Total		DURING THE YEAR 2023								NAIC Company Code 25135	
Line of Business		Gross Premiums, Including Policy and Membership Fees, Less Return Premiums and Premiums on Policies not Taken		3	4	5	6	7	8	9	10	11	12
		1	2										
		Direct Premiums Written	Direct Premiums Earned	Dividends Paid or Credited to Policyholders on Direct Business	Direct Unearned Premium Reserves	Direct Losses Paid (deducting salvage)	Direct Losses Incurred	Direct Losses Unpaid	Direct Defense and Cost Containment Expense Paid	Direct Defense and Cost Containment Expense Incurred	Direct Defense and Cost Containment Expense Unpaid	Commissions and Brokerage Expenses	Taxes, Licenses and Fees
1.	Fire .....	58,103,900	53,356,619	0	29,731,443	37,323,767	39,168,673	16,302,363	305,355	782,497	2,046,817	8,999,216	1,519,638
2.1	Allied Lines .....	68,240,099	63,370,918	0	34,689,404	55,851,426	64,059,690	36,542,541	1,662,652	1,280,830	290,810	10,840,932	1,525,516
2.2	Multiple Peril Crop .....	0	0	0	0	0	0	0	0	0	0	0	0
2.3	Federal Flood .....	0	0	0	0	0	0	0	0	0	0	0	0
2.4	Private Crop .....	0	0	0	0	0	0	0	0	0	0	0	0
2.5	Private Flood .....	0	0	0	0	0	0	0	0	0	0	0	0
3.	Farmowners Multiple Peril .....	147,638,440	137,389,878	0	73,996,478	97,693,070	97,545,352	39,720,743	1,154,679	1,196,587	1,173,162	23,558,878	3,760,935
4.	Homeowners Multiple Peril .....	71,534,824	75,653,848	0	38,217,076	58,771,065	64,848,845	22,729,288	758,609	658,455	666,210	13,632,774	1,600,597
5.1	Commercial Multiple Peril (Non-Liability Portion) .....	96,102,009	91,628,567	0	48,227,388	86,954,534	82,009,605	42,428,826	2,925,072	1,819,925	1,516,396	15,424,783	2,302,194
5.2	Commercial Multiple Peril (Liability Portion) .....	50,677,868	49,464,893	0	24,852,864	20,443,786	29,384,110	54,137,490	2,817,407	3,472,506	16,275,750	8,170,884	1,194,469
6.	Mortgage Guaranty .....	0	0	0	0	0	0	0	0	0	0	0	0
8.	Ocean Marine .....	2,005	2,062	0	850	0	25	53	0	0	0	356	45
9.	Inland Marine .....	13,611,393	12,277,899	0	6,849,288	3,097,207	3,882,364	874,156	29,563	30,665	39,141	2,181,482	344,634
10.	Financial Guaranty .....	0	0	0	0	0	0	0	0	0	0	0	0
11.1	Medical Professional Liability - Occurrence .....	0	0	0	0	0	0	0	0	0	0	0	0
11.2	Medical Professional Liability - Claims-Made .....	0	0	0	0	0	0	0	0	0	0	0	0
12.	Earthquake .....	2,360,669	2,477,598	0	1,195,700	0	0	51,569	0	0	9,427	406,089	53,412
13.1	Comprehensive (hospital and medical) ind (b) .....	0	0	0	0	0	0	0	0	0	0	0	0
13.2	Comprehensive (hospital and medical) group (b) .....	0	0	0	0	0	0	0	0	0	0	0	0
14.	Credit A&H (Group and Individual) .....	0	0	0	0	0	0	0	0	0	0	0	0
15.1	Vision Only (b).....	0	0	0	0	0	0	0	0	0	0	0	0
15.2	Dental Only (b) .....	0	0	0	0	0	0	0	0	0	0	0	0
15.3	Disability Income (b) .....	0	0	0	0	0	0	0	0	0	0	0	0
15.4	Medicare Supplement (b) .....	0	0	0	0	0	0	0	0	0	0	0	0
15.5	Medicaid Title XIX (b) .....	0	0	0	0	0	0	0	0	0	0	0	0
15.6	Medicare Title XVIII (b).....	0	0	0	0	0	0	0	0	0	0	0	0
15.7	Long-Term Care (b) .....	0	0	0	0	0	0	0	0	0	0	0	0
15.8	Federal Employees Health Benefits Plan (b) .....	0	0	0	0	0	0	0	0	0	0	0	0
15.9	Other Health (b) .....	182	764	0	98	0	0	2,549	0	0	0	39	9
16.	Workers' Compensation .....	15,267,053	17,522,469	579,971	5,889,964	7,407,450	9,911,186	45,267,986	933,386	957,168	4,686,987	1,716,071	468,249
17.1	Other Liability - Occurrence .....	111,756,130	106,641,415	0	50,909,571	48,289,282	99,641,741	152,236,178	5,328,666	4,980,062	25,925,865	17,318,044	2,659,966
17.2	Other Liability - Claims-Made .....	2,228,622	2,170,003	0	1,049,551	61,044	1,357,813	2,162,981	12,701	123,350	297,478	350,303	55,870
17.3	Excess Workers' Compensation .....	0	0	0	0	0	0	0	0	0	0	0	0
18.1	Products Liability - Occurrence .....	4,175,882	4,586,035	0	1,578,804	2,990,130	1,161,643	4,861,289	480,183	(204,742)	1,128,206	684,951	106,626
18.2	Products Liability - Claims-Made .....	0	0	0	0	0	0	0	0	0	0	0	0
19.1	Private Passenger Auto No-Fault (Personal Injury Protection) .....	287,451	314,719	0	106,185	2,935,329	(178,873)	34,789,007	74,767	(121,458)	841,079	56,483	8,084
19.2	Other Private Passenger Auto Liability .....	20,762,067	22,992,397	0	7,867,759	20,951,512	18,804,375	23,659,005	1,108,628	151,426	979,382	3,897,645	514,698
19.3	Commercial Auto No-Fault (Personal Injury Protection) .....	2,801,371	2,987,129	0	1,237,568	2,065,762	4,395,325	8,374,971	720,137	443,157	(316,718)	351,457	69,127
19.4	Other Commercial Auto Liability .....	252,844,938	245,303,292	0	120,765,240	149,674,220	246,447,191	311,179,584	6,833,227	15,270,180	32,606,552	30,609,141	5,961,499
21.1	Private Passenger Auto Physical Damage .....	17,123,101	18,629,284	0	6,541,752	11,129,068	10,924,857	357,067	125,908	124,217	53,312	3,211,481	387,917
21.2	Commercial Auto Physical Damage .....	104,451,728	101,017,736	0	49,714,585	70,355,374	69,147,365	5,207,649	356,840	564,428	814,147	12,913,815	2,380,900
22.	Aircraft (all perils) .....	0	0	0	0	0	0	0	0	0	0	0	0
23.	Fidelity .....	395,293	439,889	0	207,273	105,325	132,780	48,976	0	12,502	22,407	66,735	9,204
24.	Surety .....	18,862	46,521	0	3,924	(55,332)	1,178	655,203	20,900	(87,582)	136,697	5,128	353
26.	Burglary and Theft .....	384,995	372,691	0	187,787	288,244	345,145	137,354	74	18,723	32,326	60,144	9,081
27.	Boiler and Machinery .....	3,621,478	3,675,156	0	1,702,396	1,334,388	1,625,115	770,188	16,578	123,479	210,580	575,972	82,274
28.	Credit .....	0	0	0	0	0	0	0	0	0	0	0	0
29.	International .....	0	0	0	0	0	0	0	0	0	0	0	0
30.	Warranty .....	0	0	0	0	0	0	0	0	0	0	0	0
31.	Reins nonproportional assumed property .....	XXX	XXX	XXX	XXX	XXX	XXX	XXX	XXX	XXX	XXX	XXX	XXX
32.	Reins nonproportional assumed liability .....	XXX	XXX	XXX	XXX	XXX	XXX	XXX	XXX	XXX	XXX	XXX	XXX
33.	Reins nonproportional assumed financial lines .....	XXX	XXX	XXX	XXX	XXX	XXX	XXX	XXX	XXX	XXX	XXX	XXX
34.	Aggregate Write-Ins for Other Lines of Business .....	0	0	0	0	0	0	0	0	0	0	0	0
35.	Total (a) .....	1,044,390,357	1,012,321,780	579,971	505,522,947	677,666,650	844,615,504	802,497,015	25,665,333	31,596,377	89,436,013	155,032,802	25,015,299
DETAILS OF WRITE-INS													
3401.	.....												
3402.	.....												
3403.	.....												
3498.	Summary of remaining write-ins for Line 34 from overflow page .....	0	0	0	0	0	0	0	0	0	0	0	0
3499.	Totals (Lines 3401 thru 3403 plus 3498)(Line 34 above) .....	0	0	0	0	0	0	0	0	0	0	0	0

(a) Finance and service charges not included in Lines 1 to 35 \$ 1,223,605  
(b) For health business on indicated lines report: Number of persons insured under PPO managed care products 0 and number of persons insured under indemnity only products 0

ANNUAL STATEMENT FOR THE YEAR 2023 OF THE STATE AUTOMOBILE MUTUAL INSURANCE COMPANY

SCHEDULE F - PART 1

Assumed Reinsurance as of December 31, Current Year (\$000 Omitted)

1	2	3	4	5	Reinsurance On		8	9	10	11	12	13	14	15
					6	7								
ID Number	NAIC Com- pany Code	Name of Reinsured	Domiciliary Jurisdiction	Assumed Premium	Paid Losses and Loss Adjustment Expenses	Known Case Losses and LAE	Cols. 6 + 7	Contingent Commissions Payable	Assumed Premiums Receivable	Unearned Premium	Funds Held By or Deposited With Reinsured Companies	Letters of Credit Posted	Amount of Assets Pledged or Compensating Balances to Secure Letters of Credit	Amount of Assets Pledged or Collateral Held in Trust
41-1719183	.45934	American Compensation Insurance Company .....	MN.....	.....0	.....0	.....347	.....347	.....0	.....0	.....0	.....0	.....0	.....0	.....0
06-1149847	.28053	Rockhill Insurance Company .....	AZ.....	.....2,449	.....2,606	.....2,879	.....5,485	.....0	.....34,269	.....0	.....0	.....0	.....0	.....0
58-1140651	.30945	Plaza Insurance Company .....	IA.....	.....0	.....0	.....0	.....0	.....0	.....377	.....0	.....0	.....0	.....0	.....0
0399999	Affiliates - U.S. Non-Pool - Other			2,449	2,606	3,226	5,832	0	34,646	0	0	0	0	0
0499999	Total - U.S. Non-Pool			2,449	2,606	3,226	5,832	0	34,646	0	0	0	0	0
0799999	Total - Other (Non-U.S.)			0	0	0	0	0	0	0	0	0	0	0
0899999	Total - Affiliates			2,449	2,606	3,226	5,832	0	34,646	0	0	0	0	0
52-0266645	.20532	Clarendon Natl Ins Co .....	TX.....	.....0	.....(105)	.....90	.....(15)	.....0	.....0	.....0	.....0	.....0	.....0	.....0
13-2673100	.22039	General Reins Corp .....	DE.....	.....0	.....(1)	.....29	.....28	.....0	.....0	.....0	.....0	.....0	.....0	.....0
20-8249009	.12936	Houston Specialty Ins Co .....	TX.....	.....0	.....24	.....326	.....350	.....0	.....0	.....0	.....0	.....0	.....0	.....0
75-2816775	.22608	National Specialty Ins Co .....	TX.....	.....0	.....281	.....1,781	.....2,062	.....0	.....0	.....0	.....0	.....0	.....0	.....0
75-1980552	.12831	State Nat'l Ins Co Inc .....	TX.....	.....0	.....(63)	.....81	.....18	.....0	.....(4)	.....0	.....0	.....0	.....0	.....0
20-3145738	.12537	United Specialty Ins Co .....	DE.....	.....0	.....(53)	.....(41)	.....(94)	.....0	.....0	.....0	.....0	.....0	.....0	.....0
0999999	Total Other U.S. Unaffiliated Insurers			0	83	2,266	2,349	0	(4)	0	0	0	0	0
AA-9991300	.00000	Alabama Beach Plan .....	AL.....	.....31	.....0	.....0	.....0	.....0	.....0	.....0	.....0	.....0	.....0	.....0
AA-9991100	.00000	Alabama Commercial Auto Ins Procedure .....	AL.....	.....0	.....0	.....0	.....0	.....0	.....0	.....0	.....0	.....0	.....0	.....0
AA-9991102	.00000	Arizona Commercial Auto Ins Procedure .....	AZ.....	.....11	.....(5)	.....1	.....(4)	.....0	.....0	.....9	.....0	.....0	.....0	.....0
AA-9991103	.00000	Arkansas Commercial Auto Ins Procedure .....	AR.....	.....1	.....0	.....15	.....15	.....0	.....0	.....0	.....0	.....0	.....0	.....0
AA-9991107	.00000	Colorado Commercial Auto Ins Procedure .....	CO.....	.....14	.....(1)	.....9	.....8	.....0	.....0	.....9	.....0	.....0	.....0	.....0
AA-9991108	.00000	Connecticut Commercial Auto Ins Procedure .....	CT.....	.....9	.....0	.....1	.....1	.....0	.....0	.....7	.....0	.....0	.....0	.....0
AA-9991202	.00000	Connecticut Fair Plan .....	CT.....	.....12	.....0	.....0	.....0	.....0	.....0	.....0	.....0	.....0	.....0	.....0
AA-9991167	.00000	Dc Commercial Auto Ins Procedure (dc Caip) .....	DC.....	.....0	.....0	.....0	.....0	.....0	.....0	.....0	.....0	.....0	.....0	.....0
AA-9991110	.00000	Delaware Commercial Auto Ins Procedure .....	DE.....	.....0	.....2	.....0	.....2	.....0	.....2	.....0	.....0	.....0	.....0	.....0
AA-9991112	.00000	Georgia Commercial Auto Ins Procedure .....	GA.....	.....1	.....0	.....1	.....1	.....0	.....0	.....0	.....0	.....0	.....0	.....0
AA-9991205	.00000	Georgia Fair Plan .....	GA.....	.....0	.....0	.....0	.....0	.....0	.....0	.....0	.....0	.....0	.....0	.....0
AA-9991115	.00000	Illinois Commercial Auto Ins Procedure .....	IL.....	.....139	.....(39)	.....155	.....116	.....0	.....0	.....102	.....0	.....0	.....0	.....0
AA-9991206	.00000	Illinois Fair Plan .....	IL.....	.....0	.....0	.....0	.....0	.....0	.....0	.....0	.....0	.....0	.....0	.....0
AA-9991117	.00000	Indiana Commercial Auto Ins Procedure .....	IN.....	.....12	.....(4)	.....41	.....37	.....0	.....353	.....7	.....0	.....0	.....0	.....0
AA-9991414	.00000	Indiana Workers Comp .....	IN.....	.....70	.....225	.....0	.....225	.....0	.....0	.....0	.....0	.....0	.....0	.....0
AA-9991118	.00000	Iowa Commercial Auto Ins Procedure .....	IA.....	.....5	.....(1)	.....10	.....9	.....0	.....0	.....3	.....0	.....0	.....0	.....0
AA-9991119	.00000	Kansas Commercial Auto Ins Procedure .....	KS.....	.....19	.....(3)	.....35	.....32	.....0	.....0	.....11	.....0	.....0	.....0	.....0
AA-9991120	.00000	Kentucky Commercial Auto Ins Procedure .....	KY.....	.....3	.....0	.....4	.....4	.....0	.....0	.....2	.....0	.....0	.....0	.....0
AA-9991212	.00000	Maryland Fair Plan .....	MD.....	.....1	.....0	.....0	.....0	.....0	.....0	.....0	.....0	.....0	.....0	.....0
AA-9991421	.00000	Massachusetts Workers Comp .....	MA.....	.....(53)	.....(4)	.....59	.....55	.....0	.....0	.....0	.....0	.....0	.....0	.....0
AA-9991422	.00000	Michigan Workers Comp .....	MI.....	.....35	.....(9)	.....303	.....294	.....0	.....(10)	.....12	.....0	.....0	.....0	.....0
AA-9991125	.00000	Minnesota Commercial Auto Ins Procedure .....	MN.....	.....10	.....(2)	.....8	.....6	.....0	.....0	.....6	.....0	.....0	.....0	.....0
AA-9991127	.00000	Mississippi Commercial Auto Ins Procedure .....	MS.....	.....0	.....0	.....0	.....0	.....0	.....0	.....0	.....0	.....0	.....0	.....0
AA-9990014	.00000	Missouri Commercial Automobile Ins Procedure .....	MO.....	.....9	.....(2)	.....15	.....13	.....0	.....0	.....5	.....0	.....0	.....0	.....0
AA-9991217	.00000	Missouri Fair Plan .....	MO.....	.....12	.....0	.....0	.....0	.....0	.....0	.....0	.....0	.....0	.....0	.....0
AA-9992118	.00000	National Workers Comp Reins Pool .....	NY.....	.....249	.....(163)	.....6,041	.....5,878	.....0	.....(81)	.....139	.....0	.....0	.....0	.....0
AA-9991221	.00000	North Carolina Fair Plan .....	NC.....	.....315	.....0	.....0	.....0	.....0	.....0	.....0	.....0	.....0	.....0	.....0
AA-9991139	.00000	North Carolina Reins Facility .....	NC.....	.....296	.....0	.....85	.....85	.....0	.....0	.....101	.....0	.....0	.....0	.....0
AA-9991140	.00000	North Dakota Commercial Auto Ins Procedure .....	ND.....	.....0	.....0	.....0	.....0	.....0	.....1	.....0	.....0	.....0	.....0	.....0
AA-9991141	.00000	Ohio Commercial Auto Ins Procedure .....	OH.....	.....231	.....(24)	.....625	.....601	.....0	.....0	.....139	.....0	.....0	.....0	.....0
AA-9991222	.00000	Ohio Fair Plan .....	OH.....	.....58	.....0	.....0	.....0	.....0	.....0	.....0	.....0	.....0	.....0	.....0
AA-9991142	.00000	Oklahoma Commercial Auto Ins Procedure .....	OK.....	.....1	.....0	.....0	.....0	.....0	.....0	.....1	.....0	.....0	.....0	.....0
AA-9991144	.00000	Pennsylvania Commercial Auto Ins Procedure .....	PA.....	.....14	.....(3)	.....13	.....10	.....0	.....0	.....7	.....0	.....0	.....0	.....0
AA-9991224	.00000	Pennsylvania Fair Plan .....	PA.....	.....5	.....0	.....0	.....0	.....0	.....0	.....0	.....0	.....0	.....0	.....0
AA-9991147	.00000	South Carolina Commercial Auto Ins Procedure .....	SC.....	.....0	.....0	.....0	.....0	.....0	.....2	.....0	.....0	.....0	.....0	.....0
57-0629683	.34134	South Carolina Wind & Hail Underwrit .....	SC.....	.....29	.....0	.....0	.....0	.....0	.....0	.....0	.....0	.....0	.....0	.....0
AA-9991149	.00000	South Dakota Commercial Auto Ins Procedure .....	SD.....	.....0	.....1	.....0	.....1	.....0	.....2	.....0	.....0	.....0	.....0	.....0
AA-9991150	.00000	Tennessee Commercial Auto Ins Procedure .....	TN.....	.....0	.....1	.....4	.....5	.....0	.....0	.....0	.....0	.....0	.....0	.....0
AA-9991151	.00000	Utah Commercial Auto Ins Procedure .....	UT.....	.....1	.....0	.....0	.....0	.....0	.....1	.....0	.....0	.....0	.....0	.....0
AA-9991153	.00000	Virginia Commercial Auto Ins Procedure .....	VA.....	.....5	.....0	.....4	.....4	.....0	.....0	.....3	.....0	.....0	.....0	.....0

ANNUAL STATEMENT FOR THE YEAR 2023 OF THE STATE AUTOMOBILE MUTUAL INSURANCE COMPANY

SCHEDULE F - PART 1

Assumed Reinsurance as of December 31, Current Year (\$000 Omitted)

1  ID Number	2  NAIC Com- pany Code	3  Name of Reinsured	4  Domiciliary Jurisdiction	5  Assumed Premium	Reinsurance On		8  Cols. 6 + 7	9  Contingent Commissions Payable	10  Assumed Premiums Receivable	11  Unearned Premium	12  Funds Held By or Deposited With Reinsured Companies	13  Letters of Credit Posted	14  Amount of Assets Pledged or Compensating Balances to Secure Letters of Credit	15  Amount of Assets Pledged or Collateral Held in Trust
					6  Paid Losses and Loss Adjustment Expenses	7  Known Case Losses and LAE								
AA-9991226	.00000	Virginia Fair Plan .....	VA.....	.....5	.....0	.....0	.....0	.....0	.....0	.....0	.....0	.....0	.....0	.....0
AA-9991156	.00000	West Virginia Commercial Auto Ins Procedure .....	WV.....	.....33	.....(15)	.....73	.....58	.....0	.....0	.....22	.....0	.....0	.....0	.....0
AA-9991228	.00000	West Virginia Fair Plan .....	WV.....	.....1	.....0	.....0	.....0	.....0	.....0	.....0	.....0	.....0	.....0	.....0
AA-9991229	.00000	Wisconsin Fair Plan .....	WI.....	.....1	.....0	.....0	.....0	.....0	.....0	.....0	.....0	.....0	.....0	.....0
AA-9991157	.00000	Wisconsin Special Risk Program .....	WI.....	.....3	.....(2)	.....3	.....1	.....0	.....0	.....2	.....0	.....0	.....0	.....0
48-0921045	.39845	Westport Ins Corp .....	MO.....	.....0	.....(44)	.....460	.....416	.....0	.....0	.....0	.....0	.....0	.....0	.....0
1099999. Total Pools, Associations or Other Similar Facilities - Mandatory Pools				1,588	(92)	7,965	7,873	0	270	587	0	0	0	0
1299999. Total - Pools and Associations				1,588	(92)	7,965	7,873	0	270	587	0	0	0	0
9999999 Totals				4,037	2,597	13,457	16,054	0	34,912	587	0	0	0	0

## ANNUAL STATEMENT FOR THE YEAR 2023 OF THE STATE AUTOMOBILE MUTUAL INSURANCE COMPANY

## SCHEDULE F - PART 2

Premium Portfolio Reinsurance Effected or (Canceled) during Current Year	2019	2018	2017
Reinsurance Effected	\$1,000	\$1,000	\$1,000
Reinsurance Canceled	\$1,000	\$1,000	\$1,000
Net Reinsurance Effected or (Canceled)	\$2,000	\$2,000	\$2,000

[illegible]



ANNUAL STATEMENT FOR THE YEAR 2023 OF THE STATE AUTOMOBILE MUTUAL INSURANCE COMPANY

SCHEDULE F - PART 3

Ceded Reinsurance as of December 31, Current Year (\$000 Omitted)

1	2	3	4	5	6	Reinsurance Recoverable On									16	Reinsurance Payable		19	20
						7	8	9	10	11	12	13	14	15		17	18		
ID Number	NAIC Com- pany Code	Name of Reinsurer	Domiciliary Jurisdiction	Special Code	Reinsurance Premiums Ceded	Paid Losses	Paid LAE	Known Case Loss Reserves	Known Case LAE Reserves	IBNR Loss Reserves	IBNR LAE Reserves	Unearned Premiums	Contingent Commis- sions	Columns 7 through 14 Totals	Amount in Dispute included in Column 15	Ceded Balances Payable	Other Amounts Due to Reinsurers	Net Amount Recoverable From Reinsurers Cols. 15 - [17 + 18]	Funds Held by Company Under Reinsurance Treaties
04-1543470	23043	LIBERTY MUT INS CO	MA		1,021,675	179,821	0	411,305	33,885	356,745	120,882	501,097	0	1,603,735	0	209,047	0	1,394,688	0
0199999. Total Authorized - Affiliates - U.S. Intercompany Pooling					1,021,675	179,821	0	411,305	33,885	356,745	120,882	501,097	0	1,603,735	0	209,047	0	1,394,688	0
42-0429710	12718	DEVELOPERS SURETY & IND CO	CA		0	0	0	0	0	0	0	0	0	0	0	0	(10)	0	10
04-1543470	23043	LIBERTY MUT INS CO	MA		13,388	2,189	0	211	1	828	30	0	0	3,258	0	20,425	0	(17,167)	0
0399999. Total Authorized - Affiliates - U.S. Non-Pool - Other					13,388	2,189	0	211	1	828	30	0	0	3,259	0	20,415	0	(17,157)	0
0499999. Total Authorized - Affiliates - U.S. Non-Pool					13,388	2,189	0	211	1	828	30	0	0	3,259	0	20,415	0	(17,157)	0
0799999. Total Authorized - Affiliates - Other (Non-U.S.)					0	0	0	0	0	0	0	0	0	0	0	0	0	0	0
0899999. Total Authorized - Affiliates					1,035,063	182,010	0	411,516	33,886	357,573	120,912	501,097	0	1,606,994	0	229,462	0	1,377,531	0
95-3187355	35300	ALLIANZ GLOBAL RISKS US INS CO	IL		0	0	0	0	0	0	0	0	0	0	0	0	0	0	0
06-1182357	22730	ALLIED WORLD INS CO	NH		(110)	5	0	0	0	0	0	0	0	0	0	0	(151)	0	156
36-2661954	10103	AMERICAN AGRICULTURAL INS CO	IN		5	(1)	(21)	13	0	3	0	0	0	(5)	0	2	0	(7)	0
06-1430254	10348	ARCH REINS CO	DE		0	195	0	4	2	0	0	0	0	201	0	97	0	104	0
51-0434766	20370	AXIS REINS CO	NY		(93)	376	0	247	0	0	0	0	0	623	0	(39)	0	662	0
36-2114545	20443	CONTINENTAL CAS CO	IL		0	13	0	69	0	0	0	0	0	82	0	0	0	82	0
42-0234980	21415	EMPLOYERS MUT CAS CO	IA		4	1	(5)	13	0	1	0	0	0	11	0	1	0	10	0
35-2293075	11551	ENDURANCE ASSUR CORP	DE		9	167	(1)	74	4	9	0	0	0	245	0	(1)	0	245	0
22-2005057	26921	EVEREST REINS CO	DE		122	17	9	203	0	3	0	0	0	232	0	24	0	208	0
43-1898350	11054	FLETCHER REINS CO	MO		0	42	0	0	0	0	0	0	0	42	0	0	0	42	0
13-2673100	22039	GENERAL REINS CORP	DE		101	1,400	3	8,264	0	1	57	1	0	9,726	0	(15)	625	9,115	0
13-3029255	39322	GENERAL SECURITY NATL INS CO	NY		0	13	0	69	0	0	0	0	0	82	0	0	0	82	0
06-0384680	11452	HARTFORD STEAM BOIL INSPEC & INS CO	CT		11,320	(197)	0	1,637	6	0	0	5,954	0	7,400	0	590	0	6,809	0
38-0855585	22012	MOTORS INS CORP	MI		0	(4)	0	1	0	0	0	0	0	(2)	0	0	0	(2)	0
13-4924125	10227	MUNICH REINS AMER INC	DE		323	1,336	29	574	55	5	4	0	0	2,001	0	29	0	1,972	0
06-1053492	41629	NEW ENGLAND REINS CORP	CT		0	0	0	0	0	0	0	0	0	0	0	0	0	0	0
47-0698507	23680	ODYSSEY REINS CO	CT		59	50	2	74	0	2	0	0	0	128	0	12	0	116	0
13-3031176	38636	PARTNER REINS CO OF THE US	NY		(77)	1	0	307	0	0	0	0	0	308	0	65	0	244	0
23-1641984	10219	QBE REINS CORP	PA		55	(73)	(5)	244	0	2	0	0	0	168	0	37	0	132	0
52-1952955	10357	RENAISSANCE REINS US INC	MD		(107)	(72)	0	247	0	0	0	0	0	175	0	(46)	0	221	0
43-0727872	15105	SAFETY NATL CAS CORP	MO		0	0	0	70	0	0	0	0	0	70	0	0	0	70	0
75-1444207	30058	SCOR REINS CO	NY		26	1,310	188	293	10	3	1	0	0	1,805	0	38	0	1,767	0
13-2554270	11126	SOMPO AMER INS CO	NY		0	(13)	0	4	0	0	0	0	0	(9)	0	0	0	(9)	0
41-0406690	24767	ST PAUL FIRE & MARINE INS CO	CT		0	13	0	69	0	0	0	0	0	82	0	0	0	82	0
06-0839705	82627	SWISS RE LIFE & HLTH AMER INC	MO		0	0	0	0	0	0	0	0	0	0	0	0	0	0	0
13-1675535	25364	SWISS REINS AMER CORP	NY		0	2,301	0	6,588	26	0	80	0	0	8,995	0	0	0	8,994	0
13-2918573	42439	TOA RE INS CO OF AMER	DE		9	920	71	248	6	0	0	0	0	1,245	0	(12)	0	1,257	0
13-4032666	10945	TOKIO MARINE AMER INS CO	NY		0	(1)	0	10	0	0	0	0	0	9	0	0	0	9	0
31-4423946	10952	TRANSAMERICA CAS INS CO	IA		0	(13)	0	14	0	0	0	0	0	1	0	0	0	1	0
13-5616275	19453	TRANSATLANTIC REINS CO	NY		(38)	692	27	583	0	5	0	0	0	1,307	0	(100)	0	1,407	0
42-0644327	13021	UNITED FIRE & CAS CO	IA		0	2	0	9	0	0	0	0	0	11	0	0	0	11	0
85-0277191	37885	XL SPECIALTY INS CO	DE		1	0	(28)	0	0	3	0	0	0	(25)	0	15	0	(40)	0
0999999. Total Authorized - Other U.S. Unaffiliated Insurers					11,611	8,481	270	19,928	108	26	143	5,955	0	34,911	0	546	625	33,739	0
AA-9991500	00000	ILLINOIS MINE SUBSIDENCE FUND	IL		46	0	0	0	0	0	0	22	0	22	0	(2)	0	24	0
AA-9991501	00000	INDIANA MINE SUBSIDENCE FUND	IN		25	0	0	0	0	0	0	14	0	14	0	11	0	3	0
AA-9991502	00000	KENTUCKY MINE SUBSIDENCE FUND	KY		16	0	0	0	0	0	0	9	0	9	0	1	0	8	0
AA-9991159	00000	MICHIGAN CATASTROPHIC CLAIMS ASSN	MI		371	1,801	0	33,919	0	0	0	0	0	35,719	0	6	0	35,714	0
AA-9991503	00000	OHIO MINE SUBSIDENCE FUND	OH		2	0	0	0	0	0	0	1	0	1	0	0	0	1	0
AA-9991506	00000	WEST VIRGINIA MINE SUBSIDENCE FUND	WV		59	0	0	0	0	0	0	22	0	22	0	4	0	17	0
41-1357750	10181	WORKERS COMPENSATION REINS ASSN	MN		58	385	0	1,195	0	0	0	0	0	1,580	0	(1)	0	1,581	0
1099999. Total Authorized - Pools - Mandatory Pools					578	2,185	0	35,113	0	0	0	68	0	37,367	0	19	0	37,348	0

## 22.1

## 22.1

## 22.1

## 22.1

ANNUAL STATEMENT FOR THE YEAR 2023 OF THE STATE AUTOMOBILE MUTUAL INSURANCE COMPANY

**SCHEDULE F - PART 3**

Ceded Reinsurance as of December 31, Current Year (\$000 Omitted)

1	2	3	4	5	6	Reinsurance Recoverable On									16	Reinsurance Payable		19	20
						7	8	9	10	11	12	13	14	15		17	18		
ID Number	NAIC Company Code	Name of Reinsurer	Domiciliary Jurisdiction	Special Code	Reinsurance Premiums Ceded	Paid Losses	Paid LAE	Known Case Loss Reserves	Known Case LAE Reserves	IBNR Loss Reserves	IBNR LAE Reserves	Unearned Premiums	Contingent Commis-sions	Columns 7 through 14 Totals	Amount in Dispute included in Column 15	Ceded Balances Payable	Other Amounts Due to Reinsurers	Net Amount Recoverable From Reinsurers Cols. 15 - [17 + 18]	Funds Held by Company Under Reinsurance Treaties
AA-9240020 ..	.00000 ..	China Reins Grp Corp .....	CHN.....	.....	7	0	(14)	7	0	2	0	0	0	(6)	0	1	0	(7)	0
		Devk Ruckversicherungs und Beteiligungs AG																	
AA-1340028 ..	.00000 ..	.....	DEU.....	.....	1	0	(20)	0	0	2	0	0	0	(18)	0	1	0	(19)	0
AA-3191289 ..	.00000 ..	Fidelis Ins Bermuda Ltd .....	BMU.....	.....	1	0	(22)	0	0	2	0	0	0	(19)	0	1	0	(21)	0
AA-3191190 ..	.00000 ..	Hamilton Re Ltd .....	BMU.....	.....	0	0	(8)	0	0	1	0	0	0	(7)	0	0	0	(7)	0
AA-3190060 ..	.00000 ..	Hannover Re (Bermuda) Ltd .....	BMU.....	.....	122	0	(7)	134	0	5	0	0	0	131	0	25	0	107	0
		Lansforsakringar Liv Forsakringsaktiebolag																	
AA-1440013 ..	.00000 ..	.....	SWE.....	.....	0	0	(3)	0	0	0	0	0	0	(2)	0	(1)	0	(2)	3
AA-3191239 ..	.00000 ..	Lumen Re Ltd .....	BMU.....	.....	2	0	(50)	0	0	6	0	0	0	(44)	0	2	0	(47)	0
AA-3190829 ..	.00000 ..	Markel Bermuda Ltd .....	BMU.....	.....	(98)	161	0	131	11	0	1	0	0	303	0	(61)	0	364	0
AA-1460019 ..	.00000 ..	MS Amlin AG .....	CHE.....	.....	26	1	0	33	0	1	0	0	0	36	0	14	0	22	0
AA-1320034 ..	.00000 ..	Paris Re .....	FRA.....	.....	0	0	0	18	0	0	0	0	0	18	0	5	0	13	0
AA-3190686 ..	.00000 ..	Partner Reins Co Ltd .....	BMU.....	.....	0	0	0	0	0	0	0	0	0	0	0	0	0	0	0
AA-1340004 ..	.00000 ..	R V Versicherung AG .....	DEU.....	.....	219	0	20	241	0	5	0	0	0	265	0	43	0	222	0
AA-5324100 ..	.00000 ..	Taiping Reins Co Ltd .....	HKG.....	.....	13	0	(8)	17	0	1	0	0	0	11	0	(2)	0	13	0
AA-1460006 ..	.00000 ..	Validus Reins (Switzerland) Ltd .....	CHE.....	.....	0	0	(4)	0	0	0	0	0	0	(4)	0	0	0	(4)	0
AA-3191315 ..	.00000 ..	XL Bermuda Ltd .....	BMU.....	.....	121	0	33	134	0	0	0	0	0	167	0	92	0	75	0
2699999. Total Unauthorized - Other Non-U.S. Insurers					591	156	(69)	914	11	29	3	0	0	1,044	0	253	0	790	8
2899999. Total Unauthorized Excluding Protected Cells (Sum of 2299999, 2399999, 2499999, 2599999 and 2699999)					591	156	(69)	1,099	11	883	399	0	0	2,478	0	253	0	2,225	8
3299999. Total Certified - Affiliates - U.S. Non-Pool					0	0	0	0	0	0	0	0	0	0	0	0	0	0	0
3599999. Total Certified - Affiliates - Other (Non-U.S.)					0	0	0	0	0	0	0	0	0	0	0	0	0	0	0
3699999. Total Certified - Affiliates					0	0	0	0	0	0	0	0	0	0	0	0	0	0	0
CR-1340125 ..	.00000 ..	Hannover Rueck SE .....	DEU.....	.....	(188)	118	0	341	3	0	1	0	0	463	0	(87)	0	550	0
4099999. Total Certified - Other Non-U.S. Insurers					(188)	118	0	341	3	0	1	0	0	463	0	(87)	0	550	0
4299999. Total Certified Excluding Protected Cells (Sum of 3699999, 3799999, 3899999, 3999999 and 4099999)					(188)	118	0	341	3	0	1	0	0	463	0	(87)	0	550	0
4699999. Total Reciprocal Jurisdiction - Affiliates - U.S. Non-Pool					0	0	0	0	0	0	0	0	0	0	0	0	0	0	0
4999999. Total Reciprocal Jurisdiction - Affiliates - Other (Non-U.S.)					0	0	0	0	0	0	0	0	0	0	0	0	0	0	0
5099999. Total Reciprocal Jurisdiction - Affiliates					0	0	0	0	0	0	0	0	0	0	0	0	0	0	0
5699999. Total Reciprocal Jurisdiction Excluding Protected Cells (Sum of 5099999, 5199999, 5299999, 5399999 and 5499999)					0	0	0	0	0	0	0	0	0	0	0	0	0	0	0
5799999. Total Authorized, Unauthorized, Reciprocal Jurisdiction and Certified Excluding Protected Cells (Sum of 1499999, 2899999, 4299999 and 5699999)					1,048,428	191,090	89	469,024	33,997	358,512	121,457	507,121	0	1,681,289	0	229,981	625	1,450,683	8
5899999. Total Protected Cells (Sum of 1399999, 2799999, 4199999 and 5599999)					0	0	0	0	0	0	0	0	0	0	0	0	0	0	0
9999999 Totals					1,048,428	191,090	89	469,024	33,997	358,512	121,457	507,121	0	1,681,289	0	229,981	625	1,450,683	8

ANNUAL STATEMENT FOR THE YEAR 2023 OF THE STATE AUTOMOBILE MUTUAL INSURANCE COMPANY

SCHEDULE F - PART 3 (Continued)

Ceded Reinsurance as of December 31, Current Year (\$000 Omitted)  
(Credit Risk)

ID Number From Col. 1	Name of Reinsurer From Col. 3	Collateral				25	26	27	Ceded Reinsurance Credit Risk								
		21	22	23	24				28	29	30	31	32	33	34	35	36
		Multiple Beneficiary Trusts	Letters of Credit	Issuing or Confirming Bank Reference Number	Single Beneficiary Trusts & Other Allowable Collateral	Total Funds Held, Payables & Collateral	Net Recoverable Net of Funds Held & Collateral	Applicable Sch. F Penalty (Col. 78)	Total Amount Recoverable from Reinsurers Less Penalty (Cols. 15-27)	Stressed Recoverable (Col. 28 * 120%)	Reinsurance Payable & Funds Held (Cols. 17+18+20; but not in excess of Col. 29)	Stressed Net Recoverable (Cols. 29-30)	Total Collateral (Cols. 21+22 + 24, not in Excess of Col. 31)	Stressed Net Recoverable Net of Collateral Offsets (Cols. 31-32)	Reinsurer Designation Equivalent	Credit Risk on Collateralized Recoverables (Col. 32 * Factor Applicable to Reinsurer Designation Equivalent in Col. 34)	Credit Risk on Un- collateralized Recoverables (Col. 33 * Factor Applicable to Reinsurer Designation Equivalent in Col. 34)
04-1543470 ..	LIBERTY MUT INS CO .....	0	0		0	209,047	1,394,688	0	XXX	XXX	XXX	XXX	XXX	XXX	XXX	XXX	XXX
0199999. Total Authorized - Affiliates - U.S. Intercompany Pooling		0	0	XXX	0	209,047	1,394,688	0	XXX	XXX	XXX	XXX	XXX	XXX	XXX	XXX	XXX
42-0429710 ..	DEVELOPERS SURETY & IND CO .....	0	0	0000	0	(10)	10	0	XXX	XXX	XXX	XXX	XXX	XXX	XXX	XXX	XXX
04-1543470 ..	LIBERTY MUT INS CO .....	0	0	0000	0	3,258	0	0	XXX	XXX	XXX	XXX	XXX	XXX	XXX	XXX	XXX
0399999. Total Authorized - Affiliates - U.S. Non-Pool - Other		0	0	XXX	0	3,249	10	0	XXX	XXX	XXX	XXX	XXX	XXX	XXX	XXX	XXX
0499999. Total Authorized - Affiliates - U.S. Non-Pool		0	0	XXX	0	3,249	10	0	XXX	XXX	XXX	XXX	XXX	XXX	XXX	XXX	XXX
0799999. Total Authorized - Affiliates - Other (Non-U.S.)		0	0	XXX	0	0	0	0	0	0	0	0	0	0	XXX	0	0
0899999. Total Authorized - Affiliates		0	0	XXX	0	212,296	1,394,698	0	0	0	0	0	0	0	XXX	0	0
95-3187355 ..	ALLIANZ GLOBAL RISKS US INS CO .....	0	0	0000	0	0	0	0	0	0	0	0	0	0	2	0	0
06-1182357 ..	ALLIED WORLD INS CO .....	0	0	0000	0	(151)	156	0	5	5	(151)	157	0	0	157	0	4
36-2661954 ..	AMERICAN AGRICULTURAL INS CO .....	0	0	0000	0	(5)	0	0	0	0	0	0	0	0	0	0	0
06-1430254 ..	ARCH REINS CO .....	0	0	0000	0	97	104	0	201	241	97	144	0	0	144	0	3
51-0434766 ..	AXIS REINS CO .....	0	0	0000	0	(39)	662	132	491	589	(39)	627	0	0	627	0	18
36-2114545 ..	CONTINENTAL CAS CO .....	0	0	0000	0	0	82	0	82	98	0	98	0	0	98	0	3
42-0234980 ..	EMPLOYERS MUT CAS CO .....	0	0	0000	0	1	10	0	11	13	1	12	0	0	12	0	0
35-2293075 ..	ENDURANCE ASSUR CORP .....	0	0	0000	0	(1)	245	0	245	294	(1)	294	0	0	294	0	6
22-2005057 ..	EVEREST REINS CO .....	0	0	0000	0	24	208	0	232	278	24	254	0	0	254	0	5
43-1898350 ..	FLETCHER REINS CO .....	0	0	0000	0	0	42	0	42	50	0	50	0	0	50	0	6
13-2673100 ..	GENERAL REINS CORP .....	0	0	0000	0	611	9,115	1,823	7,903	9,483	611	8,873	0	0	8,873	1	142
13-3029255 ..	GENERAL SECURITY NATL INS CO .....	0	0	0000	0	0	82	0	82	98	0	98	0	0	98	0	3
06-0384680 ..	HARTFORD STEAM BOIL INSPEC & INS CO .....	0	0	0000	0	590	6,809	0	7,400	8,880	590	8,289	0	0	8,289	1	133
38-0855585 ..	MOTORS INS CORP .....	0	0	0000	0	(2)	0	0	0	0	0	0	0	0	0	0	0
13-4924125 ..	MUNICH REINS AMER INC .....	0	0	0000	0	29	1,972	0	2,001	2,401	29	2,373	0	0	2,373	2	50
06-1053492 ..	NEW ENGLAND REINS CORP .....	0	0	0000	0	0	0	0	0	0	0	0	0	0	0	0	0
47-0698507 ..	ODYSSEY REINS CO .....	0	0	0000	0	12	116	0	128	153	12	142	0	0	142	0	3
13-3031176 ..	PARTNER REINS CO OF THE US .....	0	0	0000	0	65	244	0	308	370	65	306	0	0	306	2	6
23-1641984 ..	QBE REINS CORP .....	0	0	0000	0	37	132	0	168	202	37	166	0	0	166	3	5
52-1952955 ..	RENAISSANCE REINS US INC .....	0	0	0000	0	(46)	221	0	175	210	(46)	256	0	0	256	2	5
43-0727872 ..	SAFETY NATL CAS CORP .....	0	0	0000	0	0	70	0	70	85	0	85	0	0	85	1	1
75-1444207 ..	SCOR REINS CO .....	0	0	0000	0	38	1,767	33	1,772	2,126	38	2,089	0	0	2,089	3	58
13-2554270 ..	SOMPO AMER INS CO .....	0	0	0000	0	(9)	0	0	0	0	0	0	0	0	0	2	0
41-0406690 ..	ST PAUL FIRE & MARINE INS CO .....	0	0	0000	0	0	82	0	82	98	0	98	0	0	98	6	12
06-0839705 ..	SWISS RE LIFE & HLTH AMER INC .....	0	0	0000	0	0	0	0	0	0	0	0	0	0	0	6	0
13-1675535 ..	SWISS REINS AMER CORP .....	0	0	0000	0	0	8,994	0	8,995	10,793	0	10,793	0	0	10,793	2	227
13-2918573 ..	TOA RE INS CO OF AMER .....	0	0	0000	0	(12)	1,257	251	994	1,192	(12)	1,205	0	0	1,205	3	34
13-4032666 ..	TOKIO MARINE AMER INS CO .....	0	0	0000	0	0	9	0	9	11	0	11	0	0	11	1	0
31-4423946 ..	TRANSAMERICA CAS INS CO .....	0	0	0000	0	0	1	136	0	0	0	0	0	0	0	6	0
13-5616275 ..	TRANSATLANTIC REINS CO .....	0	0	0000	0	(100)	1,407	0	1,307	1,568	(100)	1,669	0	0	1,669	1	27
42-0644327 ..	UNITED FIRE & CAS CO .....	0	0	0000	0	0	11	0	11	13	0	13	0	0	13	4	0
85-0277191 ..	XL SPECIALTY INS CO .....	0	0	0000	0	(25)	0	0	0	0	0	0	0	0	0	2	0
0999999. Total Authorized - Other U.S. Unaffiliated Insurers		0	0	XXX	0	1,113	33,799	2,376	32,712	39,254	1,154	38,100	0	0	38,100	XXX	751
AA-9991500 ..	ILLINOIS MINE SUBSIDENCE FUND .....	0	0	0000	0	(2)	24	0	XXX	XXX	XXX	XXX	XXX	XXX	XXX	XXX	XXX

ANNUAL STATEMENT FOR THE YEAR 2023 OF THE STATE AUTOMOBILE MUTUAL INSURANCE COMPANY

SCHEDULE F - PART 3 (Continued)

Ceded Reinsurance as of December 31, Current Year (\$000 Omitted)  
(Credit Risk)

ID Number From Col. 1	Name of Reinsurer From Col. 3	Collateral				25	26	27	Ceded Reinsurance Credit Risk								
		21	22	23	24				28	29	30	31	32	33	34	35	36
		Multiple Beneficiary Trusts	Letters of Credit	Issuing or Confirming Bank Reference Number	Single Beneficiary Trusts & Other Allowable Collateral	Total Funds Held, Payables & Collateral	Net Recoverable Net of Funds Held & Collateral	Applicable Sch. F Penalty (Col. 78)	Total Amount Recoverable from Reinsurers Less Penalty (Cols. 15-27)	Stressed Recoverable (Col. 28 * 120%)	Reinsurance Payable & Funds Held (Cols. 17+18+20; but not in excess of Col. 29)	Stressed Net Recoverable (Cols. 29-30)	Total Collateral (Cols. 21+22 + 24, not in Excess of Col. 31)	Stressed Net Recoverable Net of Collateral Offsets (Cols. 31-32)	Reinsurer Designation Equivalent	Credit Risk on Collateralized Recoverables (Col. 32 * Factor Applicable to Reinsurer Designation Equivalent in Col. 34)	Credit Risk on Un- collateralized Recoverables (Col. 33 * Factor Applicable to Reinsurer Designation Equivalent in Col. 34)
AA-9991501 ..	INDIANA MINE SUBSIDENCE FUND .....	0	0	0000	0	11	3	0	XXX	XXX	XXX	XXX	XXX	XXX	XXX	XXX	XXX
AA-9991502 ..	KENTUCKY MINE SUBSIDENCE FUND .....	0	0	0000	0	1	8	0	XXX	XXX	XXX	XXX	XXX	XXX	XXX	XXX	XXX
AA-9991159 ..	MICHIGAN CATASTROPHIC CLAIMS ASSN .....	0	0	0000	0	6	35,714	0	XXX	XXX	XXX	XXX	XXX	XXX	XXX	XXX	XXX
AA-9991503 ..	OHIO MINE SUBSIDENCE FUND .....	0	0	0000	0	0	1	0	XXX	XXX	XXX	XXX	XXX	XXX	XXX	XXX	XXX
AA-9991506 ..	WEST VIRGINIA MINE SUBSIDENCE FUND .....	0	0	0000	0	4	17	0	XXX	XXX	XXX	XXX	XXX	XXX	XXX	XXX	XXX
41-1357750 ..	WORKERS COMPENSATION REINS ASSN .....	0	0	0000	0	(1)	1,581	0	XXX	XXX	XXX	XXX	XXX	XXX	XXX	XXX	XXX
1099999.	Total Authorized - Pools - Mandatory Pools .....	0	0	XXX	0	19	37,348	0	XXX	XXX	XXX	XXX	XXX	XXX	XXX	XXX	XXX
AA-3194168 ..	Aspen Bermuda Ltd .....	0	53	0005	0	62	5	0	67	80	9	71	53	18	3	1	1
AA-1120337 ..	Aspen Ins UK Ltd .....	0	0	0000	0	(6)	127	0	122	146	(6)	152	0	152	3	0	4
AA-3194139 ..	Axis Specialty Ltd .....	0	10	0006	0	28	42	0	70	84	18	66	10	56	3	0	2
AA-1120175 ..	Fidelis Underwriting Ltd .....	0	164	0003	0	(12)	0	0	0	0	0	0	0	0	0	0	0
AA-3190871 ..	Lancashire Ins Co Ltd .....	0	0	0000	0	(1)	0	0	0	0	0	0	0	0	0	0	0
AA-1127183 ..	LLOYD'S SYNDICATE NUMBER 1183 .....	0	0	0000	0	6	28	0	34	41	6	35	0	35	3	0	1
AA-1120085 ..	Lloyd's Syndicate Number 1274 .....	0	0	0000	0	(2)	2	0	0	0	(2)	2	0	2	3	0	0
AA-1127414 ..	Lloyd's Syndicate Number 1414 .....	0	0	0000	0	0	0	0	0	0	0	0	0	0	0	0	0
AA-1120156 ..	LLOYD'S SYNDICATE NUMBER 1686 .....	0	0	0000	0	(14)	0	0	0	0	0	0	0	0	3	0	0
AA-1120171 ..	Lloyd's Syndicate Number 1856 .....	0	0	0000	0	10	32	0	42	50	10	40	0	40	3	0	1
AA-1120124 ..	LLOYD'S SYNDICATE NUMBER 1945 .....	0	0	0000	0	(4)	4	0	0	0	(4)	4	0	4	3	0	0
AA-1120084 ..	Lloyd's Syndicate Number 1955 .....	0	0	0000	0	3	17	0	20	24	3	21	0	21	3	0	1
AA-1128001 ..	LLOYD'S SYNDICATE NUMBER 2001 .....	0	0	0000	0	0	1	0	1	2	0	2	0	2	3	0	0
AA-1128003 ..	LLOYD'S SYNDICATE NUMBER 2003 .....	0	0	0000	0	4	66	0	70	84	4	80	0	80	3	0	2
AA-1120071 ..	Lloyd's Syndicate Number 2007 .....	0	0	0000	0	0	0	0	0	0	0	0	0	0	3	0	0
AA-1128010 ..	LLOYD'S SYNDICATE NUMBER 2010 .....	0	0	0000	0	8	42	0	49	59	8	52	0	52	3	0	1
AA-1128121 ..	LLOYD'S SYNDICATE NUMBER 2121 .....	0	0	0000	0	(3)	3	0	0	0	(3)	3	0	3	3	0	0
AA-1128623 ..	Lloyd's Syndicate Number 2623 .....	0	0	0000	0	4	24	0	28	33	4	30	0	30	3	0	1
AA-1120182 ..	Lloyd's Syndicate Number 2689 .....	0	0	0000	0	0	0	0	0	0	0	0	0	0	3	0	0
AA-1128791 ..	LLOYD'S SYNDICATE NUMBER 2791 .....	0	0	0000	0	(41)	0	0	0	0	0	0	0	0	0	0	0
AA-1128987 ..	Lloyd's Syndicate Number 2987 .....	0	0	0000	0	14	42	0	56	67	14	53	0	53	3	0	1
AA-1129000 ..	Lloyd's Syndicate Number 3000 .....	0	0	0000	0	0	0	0	0	0	0	0	0	0	3	0	0
AA-1120184 ..	LLOYD'S SYNDICATE NUMBER 3268 .....	0	0	0000	0	0	0	0	0	0	0	0	0	0	0	0	0
AA-1126033 ..	LLOYD'S SYNDICATE NUMBER 33 .....	0	0	0000	0	3	21	0	25	29	3	26	0	26	3	0	1
AA-1126382 ..	LLOYD'S SYNDICATE NUMBER 382 .....	0	0	0000	0	5	32	0	37	44	5	40	0	40	3	0	1
AA-1126005 ..	Lloyd's Syndicate Number 4000 .....	0	0	0000	0	(9)	0	0	0	0	(1)	1	0	1	3	0	0
AA-1120075 ..	Lloyd's Syndicate Number 4020 .....	0	0	0000	0	(7)	0	0	0	0	0	0	0	0	0	0	0
AA-1120067 ..	Lloyd's Syndicate Number 4242 .....	0	0	0000	0	(1)	1	0	0	0	(1)	1	0	1	3	0	0
AA-1126435 ..	LLOYD'S SYNDICATE NUMBER 435 .....	0	0	0000	0	(3)	3	0	0	0	(3)	3	0	3	3	0	0
AA-1126006 ..	Lloyd's Syndicate Number 4472 .....	0	0	0000	0	7	22	0	29	35	7	28	0	28	3	0	1
AA-1126566 ..	LLOYD'S SYNDICATE NUMBER 566 (Incidental to 2999) .....	0	0	0000	0	0	0	0	0	0	0	0	0	0	0	0	0
AA-1120181 ..	Lloyd's Syndicate Number 5886 .....	0	0	0000	0	5	28	0	33	39	5	34	0	34	3	0	1
AA-1126609 ..	LLOYD'S SYNDICATE NUMBER 609 .....	0	0	0000	0	(2)	0	0	0	0	0	0	0	0	3	0	0
AA-1126623 ..	LLOYD'S SYNDICATE NUMBER 623 .....	0	0	0000	0	1	5	0	6	7	1	7	0	7	3	0	0
AA-1126780 ..	LLOYD'S SYNDICATE NUMBER 780 .....	0	0	0000	0	(2)	1	0	0	0	(2)	2	0	2	3	0	0
AA-1840000 ..	Mapfre Re Compania de Reaseguros SA .....	0	0	0000	0	14	40	0	54	65	14	51	0	51	3	0	1

ANNUAL STATEMENT FOR THE YEAR 2023 OF THE STATE AUTOMOBILE MUTUAL INSURANCE COMPANY

SCHEDULE F - PART 3 (Continued)

Ceded Reinsurance as of December 31, Current Year (\$000 Omitted)  
(Credit Risk)

ID Number From Col. 1	Name of Reinsurer From Col. 3	Collateral				25	26	27	Ceded Reinsurance Credit Risk								
		21	22	23	24				28	29	30	31	32	33	34	35	36
		Multiple Beneficiary Trusts	Letters of Credit	Issuing or Confirming Bank Reference Number	Single Beneficiary Trusts & Other Allowable Collateral	Total Funds Held, Payables & Collateral	Net Recoverable Net of Funds Held & Collateral	Applicable Sch. F Penalty (Col. 78)	Total Amount Recoverable from Reinsurers Less Penalty (Cols. 15-27)	Stressed Recoverable (Col. 28 * 120%)	Reinsurance Payable & Funds Held (Cols. 17+18+20; but not in excess of Col. 29)	Stressed Net Recoverable (Cols. 29-30)	Total Collateral (Cols. 21+22 + 24, not in Excess of Col. 31)	Stressed Net Recoverable Net of Collateral Offsets (Cols. 31-32)	Reinsurer Designation Equivalent	Credit Risk on Collateralized Recoverables (Col. 32 * Factor Applicable to Reinsurer Designation Equivalent in Col. 34)	Credit Risk on Un- collateralized Recoverables (Col. 33 * Factor Applicable to Reinsurer Designation Equivalent in Col. 34)
AA-3190870 ..	Validus Reins Ltd .....	0	0	0000	0	(1,579)	0	0	0	0	(307)	307	0	307	3	0	9
1299999. Total Authorized - Other Non-U.S. Insurers		0	227	XXX	0	(1,513)	589	0	743	892	(217)	1,109	63	1,046	XXX	2	29
1499999. Total Authorized Excluding Protected Cells (Sum of 0899999, 0999999, 1099999, 1199999 and 1299999)		0	227	XXX	0	211,914	1,466,434	2,376	33,455	40,146	937	39,210	63	39,147	XXX	2	781
1899999. Total Unauthorized - Affiliates - U.S. Non-Pool		0	0	XXX	0	0	0	0	XXX	XXX	XXX	XXX	XXX	XXX	XXX	XXX	XXX
2199999. Total Unauthorized - Affiliates - Other (Non-U.S.)		0	0	XXX	0	0	0	0	0	0	0	0	0	0	XXX	0	0
2299999. Total Unauthorized - Affiliates		0	0	XXX	0	0	0	0	0	0	0	0	0	0	XXX	0	0
55-0873802 ..	Food Service Risk Mgt Inc .....	0	1,649	0014	912	1,434	0	0	1,434	1,721	0	1,721	1,721	0	6	52	0
2399999. Total Unauthorized - Other U.S. Unaffiliated Insurers		0	1,649	XXX	912	1,434	0	0	1,434	1,721	0	1,721	1,721	0	XXX	52	0
AA-3194128 ..	Allied World Assurance Co Ltd .....	0	129	0001	0	102	0	0	102	122	114	9	9	0	3	0	0
AA-3190932 ..	Argo Re .....	0	199	0004	0	111	0	0	111	134	23	110	110	0	4	3	0
AA-3194161 ..	Catlin Ins Co Ltd .....	0	45	0007	0	0	0	0	0	0	0	0	0	0	2	0	0
AA-9240020 ..	China Reins Grp Corp .....	0	0	0000	0	(6)	0	0	0	0	0	0	0	0	3	0	0
AA-1340028 ..	Devk Ruckversicherungs und Beteiligungs AG .....	0	0	0000	0	(18)	0	0	0	0	0	0	0	0	6	0	0
AA-3191289 ..	Fidelis Ins Bermuda Ltd .....	0	0	0000	0	(19)	0	0	0	0	0	0	0	0	3	0	0
AA-3191190 ..	Hamilton Re Ltd .....	0	0	0000	0	(7)	0	0	0	0	0	0	0	0	4	0	0
AA-3190060 ..	Hannover Re (Bermuda) Ltd .....	0	181	0008	0	131	0	0	131	158	25	133	133	0	2	3	0
AA-1440013 ..	Lansforsakringar Liv Forsakringsaktiebolag .....	0	0	0000	0	(2)	0	0	0	0	0	0	0	0	6	0	0
AA-3191239 ..	Lumen Re Ltd .....	0	196	0009	0	(44)	0	0	0	0	0	0	0	0	3	0	0
AA-3190829 ..	Markel Bermuda Ltd .....	168	197	0010	0	303	0	1	303	363	(61)	424	365	59	3	10	2
AA-1460019 ..	MS Amlin AG .....	0	97	0002	0	36	0	0	36	43	14	29	29	0	3	0	0
AA-1320034 ..	Paris Re .....	0	0	0000	0	5	13	13	5	6	5	1	0	1	2	0	0
AA-3190686 ..	Partner Reins Co Ltd .....	0	0	0000	0	0	0	0	0	0	0	0	0	0	2	0	0
AA-1340004 ..	R V Versicherung AG .....	0	295	0011	0	265	0	0	265	318	43	275	275	0	6	8	0
AA-5324100 ..	Taiping Reins Co Ltd .....	0	121	0012	0	11	0	0	11	13	(2)	15	15	0	3	0	0
AA-1460006 ..	Validus Reins (Switzerland) Ltd .....	0	0	0000	0	(4)	0	0	0	0	0	0	0	0	3	0	0
AA-3191315 ..	XL Bermuda Ltd .....	0	945	0013	0	167	0	0	167	200	92	108	108	0	2	2	0
2699999. Total Unauthorized - Other Non-U.S. Insurers		168	2,405	XXX	0	1,031	13	14	1,131	1,358	253	1,105	1,045	60	XXX	28	2
2899999. Total Unauthorized Excluding Protected Cells (Sum of 2299999, 2399999, 2499999, 2599999 and 2699999)		168	4,054	XXX	912	2,465	13	14	2,566	3,079	253	2,826	2,766	60	XXX	80	2
3299999. Total Certified - Affiliates - U.S. Non-Pool		0	0	XXX	0	0	0	0	XXX	XXX	XXX	XXX	XXX	XXX	XXX	XXX	XXX
3599999. Total Certified - Affiliates - Other (Non-U.S.)		0	0	XXX	0	0	0	0	0	0	0	0	0	0	XXX	0	0
3699999. Total Certified - Affiliates		0	0	XXX	0	0	0	0	0	0	0	0	0	0	XXX	0	0
CR-1340125 ..	Hannover Rueck SE .....	550	0	0000	0	463	0	0	463	556	(87)	642	550	92	2	12	2
4099999. Total Certified - Other Non-U.S. Insurers		550	0	XXX	0	463	0	0	463	556	(87)	642	550	92	XXX	12	2
4299999. Total Certified Excluding Protected Cells (Sum of 3699999, 3799999, 3899999, 3999999 and 4099999)		550	0	XXX	0	463	0	0	463	556	(87)	642	550	92	XXX	12	2
4699999. Total Reciprocal Jurisdiction - Affiliates - U.S. Non-Pool		0	0	XXX	0	0	0	0	XXX	XXX	XXX	XXX	XXX	XXX	XXX	XXX	XXX
4999999. Total Reciprocal Jurisdiction - Affiliates - Other (Non- U.S.)		0	0	XXX	0	0	0	0	0	0	0	0	0	0	XXX	0	0

ANNUAL STATEMENT FOR THE YEAR 2023 OF THE STATE AUTOMOBILE MUTUAL INSURANCE COMPANY

SCHEDULE F - PART 3 (Continued)

Ceded Reinsurance as of December 31, Current Year (\$000 Omitted)  
(Credit Risk)

ID Number From Col. 1	Name of Reinsurer From Col. 3	Collateral				25	26	27	Ceded Reinsurance Credit Risk								
		21	22	23	24				28	29	30	31	32	33	34	35	36
		Multiple Beneficiary Trusts	Letters of Credit	Issuing or Confirming Bank Reference Number	Single Beneficiary Trusts & Other Allowable Collateral	Total Funds Held, Payables & Collateral	Net Recoverable Net of Funds Held & Collateral	Applicable Sch. F Penalty (Col. 78)	Total Amount Recoverable from Reinsurers Less Penalty (Cols. 15-27)	Stressed Recoverable (Col. 28 * 120%)	Reinsurance Payable & Funds Held (Cols. 17+18+20; but not in excess of Col. 29)	Stressed Net Recoverable (Cols. 29-30)	Total Collateral (Cols. 21+22 + 24, not in Excess of Col. 31)	Stressed Net Recoverable Net of Collateral Offsets (Cols. 31-32)	Reinsurer Designation Equivalent	Credit Risk on Collateralized Recoverables (Col. 32 * Factor Applicable to Reinsurer Designation Equivalent in Col. 34)	Credit Risk on Un- collateralized Recoverables (Col. 33 * Factor Applicable to Reinsurer Designation Equivalent in Col. 34)
5099999. Total Reciprocal Jurisdiction - Affiliates		0	0	XXX	0	0	0	0	0	0	0	0	0	0	XXX	0	0
5699999. Total Reciprocal Jurisdiction Excluding Protected Cells (Sum of 5099999, 5199999, 5299999, 5399999 and 5499999)		0	0	XXX	0	0	0	0	0	0	0	0	0	0	XXX	0	0
5799999. Total Authorized, Unauthorized, Reciprocal Jurisdiction and Certified Excluding Protected Cells (Sum of 1499999, 2899999, 4299999 and 5699999)		718	4,281	XXX	912	214,842	1,466,447	2,390	36,484	43,781	1,103	42,678	3,379	39,299	XXX	93	784
5899999. Total Protected Cells (Sum of 1399999, 2799999, 4199999 and 5599999)		0	0	XXX	0	0	0	0	XXX	XXX	XXX	XXX	XXX	XXX	XXX	XXX	XXX
9999999 Totals		718	4,281	XXX	912	214,842	1,466,447	2,390	36,484	43,781	1,103	42,678	3,379	39,299	XXX	93	784

ANNUAL STATEMENT FOR THE YEAR 2023 OF THE STATE AUTOMOBILE MUTUAL INSURANCE COMPANY

**SCHEDULE F - PART 3 (Continued)**

Ceded Reinsurance as of December 31, Current Year (\$000 Omitted)

(Aging of Ceded Reinsurance)

ID Number From Col. 1	Name of Reinsurer From Col. 3	Reinsurance Recoverable on Paid Losses and Paid Loss Adjustment Expenses							44  Total Recoverable on Paid Losses & LAE Amounts in Dispute Included in Col. 43	45  Recoverable on Paid Losses & LAE Over 90 Days Past Due Amounts in Dispute Included in Cols. 40 & 41	46  Total Recoverable on Paid Losses & LAE Amounts Not in Dispute (Cols 43-44)	47  Recoverable on Paid Losses & LAE Over 90 Days Past Due Amounts Not in Dispute (Cols. 40 + 41 - 45)	48  Amounts Received Prior 90 Days	49  Percentage Overdue Col. 42/Col. 43	50  Percentage of Amounts More Than 90 Days Overdue Not in Dispute (Col. 47/[Cols. 46+48])	51  Percentage More Than 120 Days Overdue (Col. 41/ Col. 43)	52  Is the Amount in Col. 50 Less Than 20%? (Yes or No)	53  Amounts in Col. 47 for Reinsurers with Values Less Than 20% in Col. 50	
		37  Current	38  1 - 29 Days	39  30 - 90 Days	40  91 - 120 Days	41  Over 120 Days	42  Total Overdue Cols. 38+39 +40+41	43  Total Due Cols. 37+42 (In total should equal Cols. 7+8)											
04-1543470 ..	LIBERTY MUT INS CO .....	179,821	0	0	0	0	0	179,821	0	0	179,821	0	0	0.0	0.0	0.0	0.0	YES	0
0199999.	Total Authorized - Affiliates - U.S. Intercompany Pooling	179,821	0	0	0	0	0	179,821	0	0	179,821	0	0	0.0	0.0	0.0	0.0	XXX	0
42-0429710 ..	DEVELOPERS SURETY & IND CO .....	0	0	0	0	0	0	0	0	0	0	0	0	0.0	0.0	0.0	0.0	YES	0
04-1543470 ..	LIBERTY MUT INS CO .....	2,189	0	0	0	0	0	2,189	0	0	2,189	0	0	0.0	0.0	0.0	0.0	YES	0
0399999.	Total Authorized - Affiliates - U.S. Non-Pool - Other	2,189	0	0	0	0	0	2,189	0	0	2,189	0	0	0.0	0.0	0.0	0.0	XXX	0
0499999.	Total Authorized - Affiliates - U.S. Non-Pool	2,189	0	0	0	0	0	2,189	0	0	2,189	0	0	0.0	0.0	0.0	0.0	XXX	0
0799999.	Total Authorized - Affiliates - Other (Non-U.S.)	0	0	0	0	0	0	0	0	0	0	0	0	0.0	0.0	0.0	0.0	XXX	0
0899999.	Total Authorized - Affiliates	182,010	0	0	0	0	0	182,010	0	0	182,010	0	0	0.0	0.0	0.0	0.0	XXX	0
95-3187355 ..	ALLIANZ GLOBAL RISKS US INS CO .....	0	0	0	0	0	0	0	0	0	0	0	0	0.0	0.0	0.0	0.0	YES	0
06-1182357 ..	ALLIED WORLD INS CO .....	5	0	0	0	0	0	5	0	0	5	0	0	0.0	0.0	0.0	0.0	YES	0
36-2661954 ..	AMERICAN AGRICULTURAL INS CO .....	(22)	0	0	0	0	0	(22)	0	0	(22)	0	0	0.0	0.0	0.0	0.0	YES	0
06-1430254 ..	ARCH REINS CO .....	195	0	0	0	0	0	195	0	0	195	0	0	0.0	0.0	0.0	0.0	YES	0
51-0434766 ..	AXIS REINS CO .....	13	0	0	0	363	363	376	0	0	376	363	0	96.6	96.6	96.6	96.6	NO	0
36-2114545 ..	CONTINENTAL CAS CO .....	13	0	0	0	0	0	13	0	0	13	0	0	0.0	0.0	0.0	0.0	YES	0
42-0234980 ..	EMPLOYERS MUT CAS CO .....	(4)	0	0	0	0	0	(4)	0	0	(4)	0	0	0.0	0.0	0.0	0.0	YES	0
35-2293075 ..	ENDURANCE ASSUR CORP .....	166	0	0	0	0	0	166	0	0	166	0	0	0.0	0.0	0.0	0.0	YES	0
22-2005057 ..	EVEREST REINS CO .....	26	0	0	0	0	0	26	0	0	26	0	0	0.0	0.0	0.0	0.0	YES	0
43-1898350 ..	FLETCHER REINS CO .....	42	0	0	0	0	0	42	0	0	42	0	0	0.0	0.0	0.0	0.0	YES	0
13-2673100 ..	GENERAL REINS CORP .....	723	0	0	0	681	681	1,403	0	0	1,403	681	0	48.5	48.5	48.5	48.5	NO	0
13-3029255 ..	GENERAL SECURITY NATL INS CO .....	13	0	0	0	0	0	13	0	0	13	0	0	0.0	0.0	0.0	0.0	YES	0
06-0384680 ..	HARTFORD STEAM BOIL INSPEC & INS CO .....	(197)	0	0	0	0	0	(197)	0	0	(197)	0	0	0.0	0.0	0.0	0.0	YES	0
38-0855585 ..	MOTORS INS CORP .....	(4)	0	0	0	0	0	(4)	0	0	(4)	0	0	0.0	0.0	0.0	0.0	YES	0
13-4924125 ..	MUNICH REINS AMER INC .....	1,347	0	17	0	0	17	1,365	0	0	1,365	0	0	1.3	0.0	0.0	0.0	YES	0
06-1053492 ..	NEW ENGLAND REINS CORP .....	0	0	0	0	0	0	0	0	0	0	0	0	0.0	0.0	0.0	0.0	YES	0
47-0698507 ..	ODYSSEY REINS CO .....	52	0	0	0	0	0	52	0	0	52	0	0	0.0	0.0	0.0	0.0	YES	0
13-3031176 ..	PARTNER REINS CO OF THE US .....	1	0	0	0	0	0	1	0	0	1	0	0	0.0	0.0	0.0	0.0	YES	0
23-1641984 ..	QBE REINS CORP .....	(78)	0	0	0	0	0	(78)	0	0	(78)	0	0	0.0	0.0	0.0	0.0	YES	0
52-1952955 ..	RENAISSANCE REINS US INC .....	(72)	0	0	0	0	0	(72)	0	0	(72)	0	0	0.0	0.0	0.0	0.0	YES	0
43-0727872 ..	SAFETY NATL CAS CORP .....	0	0	0	0	0	0	0	0	0	0	0	0	0.0	0.0	0.0	0.0	YES	0
75-1444207 ..	SCOR REINS CO .....	248	0	1,085	0	165	1,250	1,498	0	0	1,498	165	0	83.4	11.0	11.0	11.0	YES	165
13-2554270 ..	SOMPO AMER INS CO .....	(13)	0	0	0	0	0	(13)	0	0	(13)	0	0	0.0	0.0	0.0	0.0	YES	0
41-0406690 ..	ST PAUL FIRE & MARINE INS CO .....	13	0	0	0	0	0	13	0	0	13	0	0	0.0	0.0	0.0	0.0	YES	0
06-0839705 ..	SWISS RE LIFE & HLTH AMER INC .....	0	0	0	0	0	0	0	0	0	0	0	0	0.0	0.0	0.0	0.0	YES	0
13-1675535 ..	SWISS REINS AMER CORP .....	2,301	0	0	0	0	0	2,301	0	0	2,301	0	0	0.0	0.0	0.0	0.0	YES	0
13-2918573 ..	TOA RE INS CO OF AMER .....	0	0	362	0	499	861	991	0	0	991	499	0	86.9	50.4	50.4	50.4	NO	0
13-4032666 ..	TOKIO MARINE AMER INS CO .....	(1)	0	0	0	0	0	(1)	0	0	(1)	0	0	0.0	0.0	0.0	0.0	YES	0
31-4423946 ..	TRANSAMERICA CAS INS CO .....	(694)	0	0	0	681	681	(13)	0	0	(13)	681	0	(5,237.7)	0.0	(5,237.7)	(5,237.7)	YES	681
13-5616275 ..	TRANSATLANTIC REINS CO .....	719	0	0	0	0	0	719	0	0	719	0	0	0.0	0.0	0.0	0.0	YES	0
42-0644327 ..	UNITED FIRE & CAS CO .....	2	0	0	0	0	0	2	0	0	2	0	0	0.0	0.0	0.0	0.0	YES	0
85-0277191 ..	XL SPECIALTY INS CO .....	(28)	0	0	0	0	0	(28)	0	0	(28)	0	305	0.0	0.0	0.0	0.0	YES	0
0999999.	Total Authorized - Other U.S. Unaffiliated Insurers	4,897	0	1,465	0	2,389	3,854	8,750	0	0	8,750	2,389	305	44.0	26.4	27.3	27.3	XXX	846



ANNUAL STATEMENT FOR THE YEAR 2023 OF THE STATE AUTOMOBILE MUTUAL INSURANCE COMPANY

SCHEDULE F - PART 3 (Continued)

Ceded Reinsurance as of December 31, Current Year (\$000 Omitted)

(Aging of Ceded Reinsurance)

ID Number From Col. 1	Name of Reinsurer From Col. 3	Reinsurance Recoverable on Paid Losses and Paid Loss Adjustment Expenses						44  Total Recoverable on Paid Losses & LAE  Amounts in Dispute Included in Col. 43	45  Recoverable on Paid Losses & LAE Over 90 Days Past  Due Amounts Included in Cols. 40 & 41	46  Total Recoverable on Paid Losses & LAE  Amounts Not in Dispute (Cols 43-44)	47  Recoverable on Paid Losses & LAE Over 90 Days Past Due Amounts Not in Dispute (Cols. 40 + 41 - 45)	48  Amounts Received Prior 90 Days	49  Percentage Overdue Col. 42/Col. 43	50  Percentage of Amounts More Than 90 Days Overdue Not in Dispute (Col. 47/[Cols. 46+48])	51  Percentage More Than 120 Days Overdue (Col. 41/ Col. 43)	52  Is the Amount in Col. 50 Less Than 20%? (Yes or No)	53  Amounts in Col. 47 for Reinsurers with Values Less Than 20% in Col. 50	
		37  Current	38  1 - 29 Days	39  30 - 90 Days	Overdue		42  Total Overdue Cols. 38+39 +40+41											43  Total Due Cols. 37+42 (In total should equal Cols. 7+8)
					40  91 - 120 Days	41  Over 120 Days												
AA-9991500 ..	ILLINOIS MINE SUBSIDENCE FUND .....	0	0	0	0	0	0	0	0	0	0	0	0.0	0.0	0.0	0.0	YES	0
AA-9991501 ..	INDIANA MINE SUBSIDENCE FUND .....	0	0	0	0	0	0	0	0	0	0	0	0.0	0.0	0.0	0.0	YES	0
AA-9991502 ..	KENTUCKY MINE SUBSIDENCE FUND .....	0	0	0	0	0	0	0	0	0	0	0	0.0	0.0	0.0	0.0	YES	0
AA-9991159 ..	MICHIGAN CATASTROPHIC CLAIMS ASSN .....	1,801	0	0	0	0	1,801	0	0	1,801	0	0	0.0	0.0	0.0	0.0	YES	0
AA-9991503 ..	OHIO MINE SUBSIDENCE FUND .....	0	0	0	0	0	0	0	0	0	0	0	0.0	0.0	0.0	0.0	YES	0
AA-9991506 ..	WEST VIRGINIA MINE SUBSIDENCE FUND .....	0	0	0	0	0	0	0	0	0	0	0	0.0	0.0	0.0	0.0	YES	0
41-1357750 ..	WORKERS COMPENSATION REINS ASSN .....	385	0	0	0	0	385	0	0	385	0	0	0.0	0.0	0.0	0.0	YES	0
1099999	Total Authorized - Pools - Mandatory Pools	2,185	0	0	0	0	2,185	0	0	2,185	0	0	0.0	0.0	0.0	0.0	XXX	0
AA-3194168 ..	Aspen Bermuda Ltd .....	13	0	0	0	0	13	0	0	13	0	0	0.0	0.0	0.0	0.0	YES	0
AA-1120337 ..	Aspen Ins UK Ltd .....	122	0	0	0	0	122	0	0	122	0	0	0.0	0.0	0.0	0.0	YES	0
AA-3194139 ..	Axis Specialty Ltd .....	(6)	0	0	0	0	(6)	0	0	(6)	0	0	0.0	0.0	0.0	0.0	YES	0
AA-1120175 ..	Fidelis Underwriting Ltd .....	(14)	0	0	0	0	(14)	0	0	(14)	0	0	0.0	0.0	0.0	0.0	YES	0
AA-3190871 ..	Lancashire Ins Co Ltd .....	(1)	0	0	0	0	(1)	0	0	(1)	0	0	0.0	0.0	0.0	0.0	YES	0
AA-1127183 ..	LLOYD'S SYNDICATE NUMBER 1183 .....	(1)	0	0	0	0	(1)	0	0	(1)	0	0	0.0	0.0	0.0	0.0	YES	0
AA-1120085 ..	Lloyd's Syndicate Number 1274 .....	0	0	0	0	0	0	0	0	0	0	0	0.0	0.0	0.0	0.0	YES	0
AA-1127414 ..	Lloyd's Syndicate Number 1414 .....	0	0	0	0	0	0	0	0	0	0	0	0.0	0.0	0.0	0.0	YES	0
AA-1120156 ..	LLOYD'S SYNDICATE NUMBER 1686 .....	(16)	0	0	0	0	(16)	0	0	(16)	0	0	0.0	0.0	0.0	0.0	YES	0
AA-1120171 ..	Lloyd's Syndicate Number 1856 .....	(15)	0	0	0	0	(15)	0	0	(15)	0	0	0.0	0.0	0.0	0.0	YES	0
AA-1120124 ..	LLOYD'S SYNDICATE NUMBER 1945 .....	0	0	0	0	0	0	0	0	0	0	0	0.0	0.0	0.0	0.0	YES	0
AA-1120084 ..	Lloyd's Syndicate Number 1955 .....	4	0	0	0	0	4	0	0	4	0	0	0.0	0.0	0.0	0.0	YES	0
AA-1128001 ..	LLOYD'S SYNDICATE NUMBER 2001 .....	1	0	0	0	0	1	0	0	1	0	0	0.0	0.0	0.0	0.0	YES	0
AA-1128003 ..	LLOYD'S SYNDICATE NUMBER 2003 .....	(19)	0	0	0	0	(19)	0	0	(19)	0	0	0.0	0.0	0.0	0.0	YES	0
AA-1120071 ..	Lloyd's Syndicate Number 2007 .....	0	0	0	0	0	0	0	0	0	0	0	0.0	0.0	0.0	0.0	YES	0
AA-1128010 ..	LLOYD'S SYNDICATE NUMBER 2010 .....	2	0	0	0	0	2	0	0	2	0	0	0.0	0.0	0.0	0.0	YES	0
AA-1128121 ..	LLOYD'S SYNDICATE NUMBER 2121 .....	0	0	0	0	0	0	0	0	0	0	0	0.0	0.0	0.0	0.0	YES	0
AA-1128623 ..	Lloyd's Syndicate Number 2623 .....	6	0	0	0	0	6	0	0	6	0	0	0.0	0.0	0.0	0.0	YES	0
AA-1120182 ..	Lloyd's Syndicate Number 2689 .....	0	0	0	0	0	0	0	0	0	0	0	0.0	0.0	0.0	0.0	YES	0
AA-1128791 ..	LLOYD'S SYNDICATE NUMBER 2791 .....	(44)	0	0	0	0	(44)	0	0	(44)	0	0	0.0	0.0	0.0	0.0	YES	0
AA-1128987 ..	Lloyd's Syndicate Number 2987 .....	(14)	0	0	0	0	(14)	0	0	(14)	0	0	0.0	0.0	0.0	0.0	YES	0
AA-1129000 ..	Lloyd's Syndicate Number 3000 .....	0	0	0	0	0	0	0	0	0	0	0	0.0	0.0	0.0	0.0	YES	0
AA-1120184 ..	LLOYD'S SYNDICATE NUMBER 3268 .....	0	0	0	0	0	0	0	0	0	0	0	0.0	0.0	0.0	0.0	YES	0
AA-1126033 ..	LLOYD'S SYNDICATE NUMBER 33 .....	5	0	0	0	0	5	0	0	5	0	171	0.0	0.0	0.0	0.0	YES	0
AA-1126382 ..	LLOYD'S SYNDICATE NUMBER 382 .....	10	0	0	0	0	10	0	0	10	0	88	0.0	0.0	0.0	0.0	YES	0
AA-1126005 ..	Lloyd's Syndicate Number 4000 .....	(10)	0	0	0	0	(10)	0	0	(10)	0	0	0.0	0.0	0.0	0.0	YES	0
AA-1120075 ..	Lloyd's Syndicate Number 4020 .....	(8)	0	0	0	0	(8)	0	0	(8)	0	0	0.0	0.0	0.0	0.0	YES	0
AA-1120067 ..	Lloyd's Syndicate Number 4242 .....	0	0	0	0	0	0	0	0	0	0	0	0.0	0.0	0.0	0.0	YES	0
AA-1126435 ..	LLOYD'S SYNDICATE NUMBER 435 .....	0	0	0	0	0	0	0	0	0	0	0	0.0	0.0	0.0	0.0	YES	0
AA-1126006 ..	Lloyd's Syndicate Number 4472 .....	(42)	0	0	0	0	(42)	0	0	(42)	0	0	0.0	0.0	0.0	0.0	YES	0
AA-1126566 ..	LLOYD'S SYNDICATE NUMBER 566 (Incidental to 2999)	0	0	0	0	0	0	0	0	0	0	0	0.0	0.0	0.0	0.0	YES	0
AA-1120181 ..	Lloyd's Syndicate Number 5886 .....	6	0	0	0	0	6	0	0	6	0	0	0.0	0.0	0.0	0.0	YES	0
AA-1126609 ..	LLOYD'S SYNDICATE NUMBER 609 .....	(2)	0	0	0	0	(2)	0	0	(2)	0	0	0.0	0.0	0.0	0.0	YES	0
AA-1126623 ..	LLOYD'S SYNDICATE NUMBER 623 .....	1	0	0	0	0	1	0	0	1	0	0	0.0	0.0	0.0	0.0	YES	0
AA-1126780 ..	LLOYD'S SYNDICATE NUMBER 780 .....	0	0	0	0	0	0	0	0	0	0	0	0.0	0.0	0.0	0.0	YES	0

ANNUAL STATEMENT FOR THE YEAR 2023 OF THE STATE AUTOMOBILE MUTUAL INSURANCE COMPANY

SCHEDULE F - PART 3 (Continued)

Ceded Reinsurance as of December 31, Current Year (\$000 Omitted)

(Aging of Ceded Reinsurance)

ID Number From Col. 1	Name of Reinsurer From Col. 3	Reinsurance Recoverable on Paid Losses and Paid Loss Adjustment Expenses							44  Total Recoverable on Paid Losses & LAE Amounts in Dispute Included in Col. 43	45  Recoverable on Paid Losses & LAE Over 90 Days Past Due Amounts in Dispute Included in Cols. 40 & 41	46  Total Recoverable on Paid Losses & LAE Amounts Not in Dispute (Cols 43-44)	47  Recoverable on Paid Losses & LAE Over 90 Days Past Due Amounts Not in Dispute (Cols. 40 + 41 - 45)	48  Amounts Received Prior 90 Days	49  Percentage Overdue Col. 42/Col. 43	50  Percentage of Amounts More Than 90 Days Overdue Not in Dispute (Col. 47/(Cols. 46+48))	51  Percentage More Than 120 Days Overdue (Col. 41/ Col. 43)	52  Is the Amount in Col. 50 Less Than 20%? (Yes or No)	53  Amounts in Col. 47 for Reinsurers with Values Less Than 20% in Col. 50	
		37  Current	38  1 - 29 Days	Overdue			42  Total Overdue Cols. 38+39 +40+41	43  Total Due Cols. 37+42 (In total should equal Cols. 7+8)											
				39  30 - 90 Days	40  91 - 120 Days	41  Over 120 Days													
AA-1840000	Mapfre Re Compania de Reaseguros SA	(32)	0	0	0	0	0	(32)	0	0	(32)	0	0	0	0	0	0	0	0
AA-3190870	Validus Reins Ltd	(1,917)	0	0	0	0	0	(1,917)	0	0	(1,917)	0	0	0	0	0	0	0	0
1299999. Total Authorized - Other Non-U.S. Insurers		(1,972)	0	0	0	0	0	(1,972)	0	0	(1,972)	0	259	0.0	0.0	0.0	0.0	XXX	0
1499999. Total Authorized Excluding Protected Cells (Sum of 0899999, 0999999, 1099999, 1199999 and 1299999)		187,120	0	1,465	0	2,389	3,854	190,973	0	0	190,973	2,389	563	2.0	1.2	1.3	XXX	846	
1899999. Total Unauthorized - Affiliates - U.S. Non-Pool		0	0	0	0	0	0	0	0	0	0	0	0	0.0	0.0	0.0	XXX	0	
2199999. Total Unauthorized - Affiliates - Other (Non-U.S.)		0	0	0	0	0	0	0	0	0	0	0	0	0.0	0.0	0.0	XXX	0	
2299999. Total Unauthorized - Affiliates		0	0	0	0	0	0	0	0	0	0	0	0	0.0	0.0	0.0	XXX	0	
55-0873802	Food Service Risk Mgt Inc	0	0	0	0	0	0	0	0	0	0	0	0	0.0	0.0	0.0	YES	0	
2399999. Total Unauthorized - Other U.S. Unaffiliated Insurers		0	0	0	0	0	0	0	0	0	0	0	0	0.0	0.0	0.0	XXX	0	
AA-3194128	Allied World Assurance Co Ltd	7	0	0	0	0	0	7	0	0	7	0	0	0.0	0.0	0.0	YES	0	
AA-3190932	Argo Re	2	0	0	0	0	0	2	0	0	2	0	0	0.0	0.0	0.0	YES	0	
AA-3194161	Catlin Ins Co Ltd	0	0	0	0	0	0	0	0	0	0	0	0	0.0	0.0	0.0	YES	0	
AA-9240020	China Reins Grp Corp	(14)	0	0	0	0	0	(14)	0	0	(14)	0	0	0.0	0.0	0.0	YES	0	
AA-1340028	Devk Ruckversicherungs und Beteiligungs AG	(20)	0	0	0	0	0	(20)	0	0	(20)	0	6,487	0.0	0.0	0.0	YES	0	
AA-3191289	Fidelis Ins Bermuda Ltd	(22)	0	0	0	0	0	(22)	0	0	(22)	0	0	0.0	0.0	0.0	YES	0	
AA-3191190	Hamilton Re Ltd	(8)	0	0	0	0	0	(8)	0	0	(8)	0	0	0.0	0.0	0.0	YES	0	
AA-3190060	Hannover Re (Bermuda) Ltd	(7)	0	0	0	0	0	(7)	0	0	(7)	0	0	0.0	0.0	0.0	YES	0	
AA-1440013	Lansforsakringar Liv Forsakringsaktiebolag	(3)	0	0	0	0	0	(3)	0	0	(3)	0	0	0.0	0.0	0.0	YES	0	
AA-3191239	Lumen Re Ltd	(50)	0	0	0	0	0	(50)	0	0	(50)	0	0	0.0	0.0	0.0	YES	0	
AA-3190829	Markel Bermuda Ltd	157	0	0	0	4	4	161	0	0	161	4	0	2.4	2.4	2.4	YES	4	
AA-1460019	MS Amlin AG	1	0	0	0	0	0	1	0	0	1	0	0	0.0	0.0	0.0	YES	0	
AA-1320034	Paris Re	0	0	0	0	0	0	0	0	0	0	0	0	0.0	0.0	0.0	YES	0	
AA-3190686	Partner Reins Co Ltd	0	0	0	0	0	0	0	0	0	0	0	332	0.0	0.0	0.0	YES	0	
AA-1340004	R V Versicherung AG	19	0	0	0	0	0	19	0	0	19	0	0	0.0	0.0	0.0	YES	0	
AA-5324100	Taiping Reins Co Ltd	(8)	0	0	0	0	0	(8)	0	0	(8)	0	0	0.0	0.0	0.0	YES	0	
AA-1460006	Validus Reins (Switzerland) Ltd	(4)	0	0	0	0	0	(4)	0	0	(4)	0	0	0.0	0.0	0.0	YES	0	
AA-3191315	XL Bermuda Ltd	33	0	0	0	0	0	33	0	0	33	0	0	0.0	0.0	0.0	YES	0	
2699999. Total Unauthorized - Other Non-U.S. Insurers		82	0	0	0	4	4	86	0	0	86	4	6,819	4.5	0.1	4.5	XXX	4	
2899999. Total Unauthorized Excluding Protected Cells (Sum of 2299999, 2399999, 2499999, 2599999 and 2699999)		82	0	0	0	4	4	86	0	0	86	4	6,819	4.5	0.1	4.5	XXX	4	
3299999. Total Certified - Affiliates - U.S. Non-Pool		0	0	0	0	0	0	0	0	0	0	0	0	0.0	0.0	0.0	XXX	0	
3599999. Total Certified - Affiliates - Other (Non-U.S.)		0	0	0	0	0	0	0	0	0	0	0	0	0.0	0.0	0.0	XXX	0	
3699999. Total Certified - Affiliates		0	0	0	0	0	0	0	0	0	0	0	0	0.0	0.0	0.0	XXX	0	
CR-1340125	Hannover Rueck SE	118	0	0	0	0	0	118	0	0	118	0	0	0.0	0.0	0.0	YES	0	
4099999. Total Certified - Other Non-U.S. Insurers		118	0	0	0	0	0	118	0	0	118	0	0	0.0	0.0	0.0	XXX	0	
4299999. Total Certified Excluding Protected Cells (Sum of 3699999, 3799999, 3899999, 3999999 and 4099999)		118	0	0	0	0	0	118	0	0	118	0	0	0.0	0.0	0.0	XXX	0	

ANNUAL STATEMENT FOR THE YEAR 2023 OF THE STATE AUTOMOBILE MUTUAL INSURANCE COMPANY

SCHEDULE F - PART 3 (Continued)

Ceded Reinsurance as of December 31, Current Year (\$000 Omitted)  
(Aging of Ceded Reinsurance)

ID Number From Col. 1	Name of Reinsurer From Col. 3	Reinsurance Recoverable on Paid Losses and Paid Loss Adjustment Expenses						44  Total Recoverable on Paid Losses & LAE Amounts in Dispute Included in Col. 43	45  Recoverable on Paid Losses & LAE Over 90 Days Past Due Amounts in Dispute Included in Cols. 40 & 41	46  Total Recoverable on Paid Losses & LAE Amounts Not in Dispute (Cols 43-44)	47  Recoverable on Paid Losses & LAE Over 90 Days Past Due Amounts Not in Dispute (Cols. 40 + 41 - 45)	48  Amounts Received Prior 90 Days	49  Percentage Overdue Col. 42/Col. 43	50  Percentage of Amounts More Than 90 Days Overdue Not in Dispute (Col. 47/(Cols. 46+48))	51  Percentage More Than 120 Days Overdue (Col. 41/ Col. 43)	52  Is the Amount in Col. 50 Less Than 20%? (Yes or No)	53  Amounts in Col. 47 for Reinsurers with Values Less Than 20% in Col. 50	
		37  Current	Overdue															43  Total Due Cols. 37+42 (In total should equal Cols. 7+8)
			38  1 - 29 Days	39  30 - 90 Days	40  91 - 120 Days	41  Over 120 Days	42  Total Overdue Cols. 38+39 +40+41											
4699999. Total Reciprocal Jurisdiction - Affiliates - U.S. Non-Pool		0	0	0	0	0	0	0	0	0	0	0	0.0	0.0	0.0	XXX	0	
4999999. Total Reciprocal Jurisdiction - Affiliates - Other (Non-U.S.)		0	0	0	0	0	0	0	0	0	0	0	0.0	0.0	0.0	XXX	0	
5099999. Total Reciprocal Jurisdiction - Affiliates		0	0	0	0	0	0	0	0	0	0	0	0.0	0.0	0.0	XXX	0	
5699999. Total Reciprocal Jurisdiction Excluding Protected Cells (Sum of 5099999, 5199999, 5299999, 5399999 and 5499999)		0	0	0	0	0	0	0	0	0	0	0	0.0	0.0	0.0	XXX	0	
5799999. Total Authorized, Unauthorized, Reciprocal Jurisdiction and Certified Excluding Protected Cells (Sum of 1499999, 2899999, 4299999 and 5699999)		187,321	0	1,465	0	2,393	3,858	191,178	0	0	191,178	2,393	7,382	2.0	1.2	1.3	XXX	849
5899999. Total Protected Cells (Sum of 1399999, 2799999, 4199999 and 5599999)		0	0	0	0	0	0	0	0	0	0	0	0.0	0.0	0.0	XXX	0	
9999999 Totals		187,321	0	1,465	0	2,393	3,858	191,178	0	0	191,178	2,393	7,382	2.0	1.2	1.3	XXX	849

ANNUAL STATEMENT FOR THE YEAR 2023 OF THE STATE AUTOMOBILE MUTUAL INSURANCE COMPANY

SCHEDULE F - PART 3 (Continued)

Ceded Reinsurance as of December 31, Current Year (\$000 Omitted)  
(Provision for Reinsurance for Certified Reinsurers)

ID Number From Col. 1	Name of Reinsurer From Col. 3	Provision for Certified Reinsurance													Complete if Col. 52 = "No"; Otherwise Enter 0			69  Provision for Overdue Reinsurance Ceded to Certified Reinsurers (Greater of [Col. 62 + Col. 65] or Col.68; not to Exceed Col. 63)
		54	55	56	57	58	59	60	61	62	63	64	65	66	67	68		
		Certified Reinsurer Rating (1 through 6)	Effective Date of Certified Reinsurer Rating	Percent Collateral Required for Full Credit (0% through 100%)	Catastrophe Recoverables Qualifying for Collateral Deferral	Net Recoverables Subject to Collateral Requirements for Full Credit (Col. 19 - Col. 57)	Dollar Amount of Collateral Required (Col. 56 * Col. 58)	Percent of Collateral Provided for Net Recoverables Subject to Collateral Requirements ([Col. 20 + Col. 21 + Col. 22 + Col. 24] / Col. 58)	Percent Credit Allowed on Net Recoverables Subject to Collateral Requirements (Col. 60 / Col. 56, not to exceed 100%)	20% of Recoverable on Paid Losses & LAE Over 90 Days Past Due Amounts in Dispute (Col. 45 * 20%)	Amount of Credit Allowed for Net Recoverables (Col. 57 + [Col. 58 * Col. 61])	Provision for Reinsurance with Certified Reinsurers Due to Collateral Deficiency (Col. 19 - Col. 63)	20% of Recoverable on Paid Losses & LAE Over 90 Days Past Due Amounts Not in Dispute (Col. 47 * 20%)	Total Collateral Provided (Col. 20 + Col. 21 + Col. 22 + Col. 24, not to Exceed Col. 63)	Net Unsecured Recoverable for Which Credit is Allowed (Col. 63 - Col. 66)	20% of Amount in Col. 67		
04-1543470	LIBERTY MUT INS CO	XXX	XXX	XXX	XXX	XXX	XXX	XXX	XXX	XXX	XXX	XXX	XXX	XXX	XXX	XXX	XXX	
0199999. Total Authorized - Affiliates - U.S. Intercompany Pooling				XXX	XXX	XXX	XXX	XXX	XXX	XXX	XXX	XXX	XXX	XXX	XXX	XXX	XXX	
42-0429710	DEVELOPERS SURETY & IND CO	XXX	XXX	XXX	XXX	XXX	XXX	XXX	XXX	XXX	XXX	XXX	XXX	XXX	XXX	XXX	XXX	
04-1543470	LIBERTY MUT INS CO	XXX	XXX	XXX	XXX	XXX	XXX	XXX	XXX	XXX	XXX	XXX	XXX	XXX	XXX	XXX	XXX	
0399999. Total Authorized - Affiliates - U.S. Non-Pool - Other				XXX	XXX	XXX	XXX	XXX	XXX	XXX	XXX	XXX	XXX	XXX	XXX	XXX	XXX	
0499999. Total Authorized - Affiliates - U.S. Non-Pool				XXX	XXX	XXX	XXX	XXX	XXX	XXX	XXX	XXX	XXX	XXX	XXX	XXX	XXX	
0799999. Total Authorized - Affiliates - Other (Non-U.S.)				XXX	XXX	XXX	XXX	XXX	XXX	XXX	XXX	XXX	XXX	XXX	XXX	XXX	XXX	
0899999. Total Authorized - Affiliates				XXX	XXX	XXX	XXX	XXX	XXX	XXX	XXX	XXX	XXX	XXX	XXX	XXX	XXX	
95-3187355	ALLIANZ GLOBAL RISKS US INS CO	XXX	XXX	XXX	XXX	XXX	XXX	XXX	XXX	XXX	XXX	XXX	XXX	XXX	XXX	XXX	XXX	
06-1182357	ALLIED WORLD INS CO	XXX	XXX	XXX	XXX	XXX	XXX	XXX	XXX	XXX	XXX	XXX	XXX	XXX	XXX	XXX	XXX	
36-2661954	AMERICAN AGRICULTURAL INS CO	XXX	XXX	XXX	XXX	XXX	XXX	XXX	XXX	XXX	XXX	XXX	XXX	XXX	XXX	XXX	XXX	
06-1430254	ARCH REINS CO	XXX	XXX	XXX	XXX	XXX	XXX	XXX	XXX	XXX	XXX	XXX	XXX	XXX	XXX	XXX	XXX	
51-0434766	AXIS REINS CO	XXX	XXX	XXX	XXX	XXX	XXX	XXX	XXX	XXX	XXX	XXX	XXX	XXX	XXX	XXX	XXX	
36-2114545	CONTINENTAL CAS CO	XXX	XXX	XXX	XXX	XXX	XXX	XXX	XXX	XXX	XXX	XXX	XXX	XXX	XXX	XXX	XXX	
42-0234980	EMPLOYERS MUT CAS CO	XXX	XXX	XXX	XXX	XXX	XXX	XXX	XXX	XXX	XXX	XXX	XXX	XXX	XXX	XXX	XXX	
35-2293075	ENDURANCE ASSUR CORP	XXX	XXX	XXX	XXX	XXX	XXX	XXX	XXX	XXX	XXX	XXX	XXX	XXX	XXX	XXX	XXX	
22-2005057	EVEREST REINS CO	XXX	XXX	XXX	XXX	XXX	XXX	XXX	XXX	XXX	XXX	XXX	XXX	XXX	XXX	XXX	XXX	
43-1898350	FLETCHER REINS CO	XXX	XXX	XXX	XXX	XXX	XXX	XXX	XXX	XXX	XXX	XXX	XXX	XXX	XXX	XXX	XXX	
13-2673100	GENERAL REINS CORP	XXX	XXX	XXX	XXX	XXX	XXX	XXX	XXX	XXX	XXX	XXX	XXX	XXX	XXX	XXX	XXX	
13-3029255	GENERAL SECURITY NATL INS CO	XXX	XXX	XXX	XXX	XXX	XXX	XXX	XXX	XXX	XXX	XXX	XXX	XXX	XXX	XXX	XXX	
06-0384680	HARTFORD STEAM BOIL INSPEC & INS CO	XXX	XXX	XXX	XXX	XXX	XXX	XXX	XXX	XXX	XXX	XXX	XXX	XXX	XXX	XXX	XXX	
38-0855585	MOTORS INS CORP	XXX	XXX	XXX	XXX	XXX	XXX	XXX	XXX	XXX	XXX	XXX	XXX	XXX	XXX	XXX	XXX	
13-4924125	MUNICH REINS AMER INC	XXX	XXX	XXX	XXX	XXX	XXX	XXX	XXX	XXX	XXX	XXX	XXX	XXX	XXX	XXX	XXX	
06-1053492	NEW ENGLAND REINS CORP	XXX	XXX	XXX	XXX	XXX	XXX	XXX	XXX	XXX	XXX	XXX	XXX	XXX	XXX	XXX	XXX	
47-0698507	ODYSSEY REINS CO	XXX	XXX	XXX	XXX	XXX	XXX	XXX	XXX	XXX	XXX	XXX	XXX	XXX	XXX	XXX	XXX	
13-3031176	PARTNER REINS CO OF THE US	XXX	XXX	XXX	XXX	XXX	XXX	XXX	XXX	XXX	XXX	XXX	XXX	XXX	XXX	XXX	XXX	
23-1641984	QBE REINS CORP	XXX	XXX	XXX	XXX	XXX	XXX	XXX	XXX	XXX	XXX	XXX	XXX	XXX	XXX	XXX	XXX	
52-1952955	RENAISSANCE REINS US INC	XXX	XXX	XXX	XXX	XXX	XXX	XXX	XXX	XXX	XXX	XXX	XXX	XXX	XXX	XXX	XXX	
43-0727872	SAFETY NATL CAS CORP	XXX	XXX	XXX	XXX	XXX	XXX	XXX	XXX	XXX	XXX	XXX	XXX	XXX	XXX	XXX	XXX	
75-1444207	SCOR REINS CO	XXX	XXX	XXX	XXX	XXX	XXX	XXX	XXX	XXX	XXX	XXX	XXX	XXX	XXX	XXX	XXX	
13-2554270	SOMPO AMER INS CO	XXX	XXX	XXX	XXX	XXX	XXX	XXX	XXX	XXX	XXX	XXX	XXX	XXX	XXX	XXX	XXX	
41-0406690	ST PAUL FIRE & MARINE INS CO	XXX	XXX	XXX	XXX	XXX	XXX	XXX	XXX	XXX	XXX	XXX	XXX	XXX	XXX	XXX	XXX	
06-0839705	SWISS RE LIFE & HLTH AMER INC	XXX	XXX	XXX	XXX	XXX	XXX	XXX	XXX	XXX	XXX	XXX	XXX	XXX	XXX	XXX	XXX	
13-1675535	SWISS REINS AMER CORP	XXX	XXX	XXX	XXX	XXX	XXX	XXX	XXX	XXX	XXX	XXX	XXX	XXX	XXX	XXX	XXX	
13-2918573	TOA RE INS CO OF AMER	XXX	XXX	XXX	XXX	XXX	XXX	XXX	XXX	XXX	XXX	XXX	XXX	XXX	XXX	XXX	XXX	
13-4032666	TOKIO MARINE AMER INS CO	XXX	XXX	XXX	XXX	XXX	XXX	XXX	XXX	XXX	XXX	XXX	XXX	XXX	XXX	XXX	XXX	
31-4423946	TRANSAMERICA CAS INS CO	XXX	XXX	XXX	XXX	XXX	XXX	XXX	XXX	XXX	XXX	XXX	XXX	XXX	XXX	XXX	XXX	
13-5616275	TRANSATLANTIC REINS CO	XXX	XXX	XXX	XXX	XXX	XXX	XXX	XXX	XXX	XXX	XXX	XXX	XXX	XXX	XXX	XXX	
42-0644327	UNITED FIRE & CAS CO	XXX	XXX	XXX	XXX	XXX	XXX	XXX	XXX	XXX	XXX	XXX	XXX	XXX	XXX	XXX	XXX	
85-0277191	XL SPECIALTY INS CO	XXX	XXX	XXX	XXX	XXX	XXX	XXX	XXX	XXX	XXX	XXX	XXX	XXX	XXX	XXX	XXX	
0999999. Total Authorized - Other U.S. Unaffiliated Insurers				XXX	XXX	XXX	XXX	XXX	XXX	XXX	XXX	XXX	XXX	XXX	XXX	XXX	XXX	

ANNUAL STATEMENT FOR THE YEAR 2023 OF THE STATE AUTOMOBILE MUTUAL INSURANCE COMPANY

SCHEDULE F - PART 3 (Continued)

Ceded Reinsurance as of December 31, Current Year (\$000 Omitted)  
(Provision for Reinsurance for Certified Reinsurers)

ID Number From Col. 1	Name of Reinsurer From Col. 3	Provision for Certified Reinsurance													Complete if Col. 52 = "No"; Otherwise Enter 0			69  Provision for Overdue Reinsurance Ceded to Certified Reinsurers (Greater of [Col. 62 + Col. 65] or Col.68; not to Exceed Col. 63)
		54	55	56	57	58	59	60	61	62	63	64	65	66	67	68		
		Certified Reinsurer Rating (1 through 6)	Effective Date of Certified Reinsurer Rating	Percent Collateral Required for Full Credit (0% through 100%)	Catastrophe Recoverables Qualifying for Collateral Deferral	Net Recoverables Subject to Collateral Requirements for Full Credit (Col. 19 - Col. 57)	Dollar Amount of Collateral Required (Col. 56 * Col. 58)	Percent of Collateral Provided for Net Recoverables Subject to Collateral Requirements ([Col. 20 + Col. 21 + Col. 22 + Col. 24] / Col. 58)	Percent Credit Allowed on Net Recoverables Subject to Collateral Requirements (Col. 60 / Col. 56, not to exceed 100%)	20% of Recoverable on Paid Losses & LAE Over 90 Days Past Due Amounts in Dispute (Col. 45 * 20%)	Amount of Credit Allowed for Net Recoverables (Col. 57 + [Col. 58 * Col. 61])	Provision for Reinsurance with Certified Reinsurers Due to Collateral Deficiency (Col. 19 - Col. 63)	20% of Recoverable on Paid Losses & LAE Over 90 Days Past Due Amounts Not in Dispute (Col. 47 * 20%)	Total Collateral Provided (Col. 20 + Col. 21 + Col. 22 + Col. 24, not to Exceed Col. 63)	Net Unsecured Recoverable for Which Credit is Allowed (Col. 63 - Col. 66)	20% of Amount in Col. 67		
AA-9991500 ..	ILLINOIS MINE SUBSIDENCE FUND .....	XXX	XXX	XXX	XXX	XXX	XXX	XXX	XXX	XXX	XXX	XXX	XXX	XXX	XXX	XXX	XXX	
AA-9991501 ..	INDIANA MINE SUBSIDENCE FUND .....	XXX	XXX	XXX	XXX	XXX	XXX	XXX	XXX	XXX	XXX	XXX	XXX	XXX	XXX	XXX	XXX	
AA-9991502 ..	KENTUCKY MINE SUBSIDENCE FUND .....	XXX	XXX	XXX	XXX	XXX	XXX	XXX	XXX	XXX	XXX	XXX	XXX	XXX	XXX	XXX	XXX	
AA-9991159 ..	MICHIGAN CATASTROPHIC CLAIMS ASSN .....	XXX	XXX	XXX	XXX	XXX	XXX	XXX	XXX	XXX	XXX	XXX	XXX	XXX	XXX	XXX	XXX	
AA-9991503 ..	OHIO MINE SUBSIDENCE FUND .....	XXX	XXX	XXX	XXX	XXX	XXX	XXX	XXX	XXX	XXX	XXX	XXX	XXX	XXX	XXX	XXX	
AA-9991506 ..	WEST VIRGINIA MINE SUBSIDENCE FUND .....	XXX	XXX	XXX	XXX	XXX	XXX	XXX	XXX	XXX	XXX	XXX	XXX	XXX	XXX	XXX	XXX	
41-1357750 ..	WORKERS COMPENSATION REINS ASSN .....	XXX	XXX	XXX	XXX	XXX	XXX	XXX	XXX	XXX	XXX	XXX	XXX	XXX	XXX	XXX	XXX	
1099999.	Total Authorized - Pools - Mandatory Pools			XXX	XXX	XXX	XXX	XXX	XXX	XXX	XXX	XXX	XXX	XXX	XXX	XXX	XXX	
AA-3194168 ..	Aspen Bermuda Ltd .....	XXX	XXX	XXX	XXX	XXX	XXX	XXX	XXX	XXX	XXX	XXX	XXX	XXX	XXX	XXX	XXX	
AA-1120337 ..	Aspen Ins UK Ltd .....	XXX	XXX	XXX	XXX	XXX	XXX	XXX	XXX	XXX	XXX	XXX	XXX	XXX	XXX	XXX	XXX	
AA-3194139 ..	Axis Specialty Ltd .....	XXX	XXX	XXX	XXX	XXX	XXX	XXX	XXX	XXX	XXX	XXX	XXX	XXX	XXX	XXX	XXX	
AA-1120175 ..	Fidelis Underwriting Ltd .....	XXX	XXX	XXX	XXX	XXX	XXX	XXX	XXX	XXX	XXX	XXX	XXX	XXX	XXX	XXX	XXX	
AA-3190871 ..	Lancashire Ins Co Ltd .....	XXX	XXX	XXX	XXX	XXX	XXX	XXX	XXX	XXX	XXX	XXX	XXX	XXX	XXX	XXX	XXX	
AA-1127183 ..	LLOYD'S SYNDICATE NUMBER 1183 .....	XXX	XXX	XXX	XXX	XXX	XXX	XXX	XXX	XXX	XXX	XXX	XXX	XXX	XXX	XXX	XXX	
AA-1120085 ..	Lloyd's Syndicate Number 1274 .....	XXX	XXX	XXX	XXX	XXX	XXX	XXX	XXX	XXX	XXX	XXX	XXX	XXX	XXX	XXX	XXX	
AA-1127414 ..	Lloyd's Syndicate Number 1414 .....	XXX	XXX	XXX	XXX	XXX	XXX	XXX	XXX	XXX	XXX	XXX	XXX	XXX	XXX	XXX	XXX	
AA-1120156 ..	LLOYD'S SYNDICATE NUMBER 1686 .....	XXX	XXX	XXX	XXX	XXX	XXX	XXX	XXX	XXX	XXX	XXX	XXX	XXX	XXX	XXX	XXX	
AA-1120171 ..	Lloyd's Syndicate Number 1856 .....	XXX	XXX	XXX	XXX	XXX	XXX	XXX	XXX	XXX	XXX	XXX	XXX	XXX	XXX	XXX	XXX	
AA-1120124 ..	LLOYD'S SYNDICATE NUMBER 1945 .....	XXX	XXX	XXX	XXX	XXX	XXX	XXX	XXX	XXX	XXX	XXX	XXX	XXX	XXX	XXX	XXX	
AA-1120084 ..	Lloyd's Syndicate Number 1955 .....	XXX	XXX	XXX	XXX	XXX	XXX	XXX	XXX	XXX	XXX	XXX	XXX	XXX	XXX	XXX	XXX	
AA-1128001 ..	LLOYD'S SYNDICATE NUMBER 2001 .....	XXX	XXX	XXX	XXX	XXX	XXX	XXX	XXX	XXX	XXX	XXX	XXX	XXX	XXX	XXX	XXX	
AA-1128003 ..	LLOYD'S SYNDICATE NUMBER 2003 .....	XXX	XXX	XXX	XXX	XXX	XXX	XXX	XXX	XXX	XXX	XXX	XXX	XXX	XXX	XXX	XXX	
AA-1120071 ..	Lloyd's Syndicate Number 2007 .....	XXX	XXX	XXX	XXX	XXX	XXX	XXX	XXX	XXX	XXX	XXX	XXX	XXX	XXX	XXX	XXX	
AA-1128010 ..	LLOYD'S SYNDICATE NUMBER 2010 .....	XXX	XXX	XXX	XXX	XXX	XXX	XXX	XXX	XXX	XXX	XXX	XXX	XXX	XXX	XXX	XXX	
AA-1128121 ..	LLOYD'S SYNDICATE NUMBER 2121 .....	XXX	XXX	XXX	XXX	XXX	XXX	XXX	XXX	XXX	XXX	XXX	XXX	XXX	XXX	XXX	XXX	
AA-1128623 ..	Lloyd's Syndicate Number 2623 .....	XXX	XXX	XXX	XXX	XXX	XXX	XXX	XXX	XXX	XXX	XXX	XXX	XXX	XXX	XXX	XXX	
AA-1120182 ..	Lloyd's Syndicate Number 2689 .....	XXX	XXX	XXX	XXX	XXX	XXX	XXX	XXX	XXX	XXX	XXX	XXX	XXX	XXX	XXX	XXX	
AA-1128791 ..	LLOYD'S SYNDICATE NUMBER 2791 .....	XXX	XXX	XXX	XXX	XXX	XXX	XXX	XXX	XXX	XXX	XXX	XXX	XXX	XXX	XXX	XXX	
AA-1128987 ..	Lloyd's Syndicate Number 2987 .....	XXX	XXX	XXX	XXX	XXX	XXX	XXX	XXX	XXX	XXX	XXX	XXX	XXX	XXX	XXX	XXX	
AA-1129000 ..	Lloyd's Syndicate Number 3000 .....	XXX	XXX	XXX	XXX	XXX	XXX	XXX	XXX	XXX	XXX	XXX	XXX	XXX	XXX	XXX	XXX	
AA-1120184 ..	LLOYD'S SYNDICATE NUMBER 3268 .....	XXX	XXX	XXX	XXX	XXX	XXX	XXX	XXX	XXX	XXX	XXX	XXX	XXX	XXX	XXX	XXX	
AA-1126033 ..	LLOYD'S SYNDICATE NUMBER 33 .....	XXX	XXX	XXX	XXX	XXX	XXX	XXX	XXX	XXX	XXX	XXX	XXX	XXX	XXX	XXX	XXX	
AA-1126382 ..	LLOYD'S SYNDICATE NUMBER 382 .....	XXX	XXX	XXX	XXX	XXX	XXX	XXX	XXX	XXX	XXX	XXX	XXX	XXX	XXX	XXX	XXX	
AA-1126005 ..	Lloyd's Syndicate Number 4000 .....	XXX	XXX	XXX	XXX	XXX	XXX	XXX	XXX	XXX	XXX	XXX	XXX	XXX	XXX	XXX	XXX	
AA-1120075 ..	Lloyd's Syndicate Number 4020 .....	XXX	XXX	XXX	XXX	XXX	XXX	XXX	XXX	XXX	XXX	XXX	XXX	XXX	XXX	XXX	XXX	
AA-1120067 ..	Lloyd's Syndicate Number 4242 .....	XXX	XXX	XXX	XXX	XXX	XXX	XXX	XXX	XXX	XXX	XXX	XXX	XXX	XXX	XXX	XXX	
AA-1126435 ..	LLOYD'S SYNDICATE NUMBER 435 .....	XXX	XXX	XXX	XXX	XXX	XXX	XXX	XXX	XXX	XXX	XXX	XXX	XXX	XXX	XXX	XXX	
AA-1126006 ..	Lloyd's Syndicate Number 4472 .....	XXX	XXX	XXX	XXX	XXX	XXX	XXX	XXX	XXX	XXX	XXX	XXX	XXX	XXX	XXX	XXX	
AA-1126566 ..	LLOYD'S SYNDICATE NUMBER 566 (Incidental to 2999) .....	XXX	XXX	XXX	XXX	XXX	XXX	XXX	XXX	XXX	XXX	XXX	XXX	XXX	XXX	XXX	XXX	
AA-1120181 ..	Lloyd's Syndicate Number 5886 .....	XXX	XXX	XXX	XXX	XXX	XXX	XXX	XXX	XXX	XXX	XXX	XXX	XXX	XXX	XXX	XXX	
AA-1126609 ..	LLOYD'S SYNDICATE NUMBER 609 .....	XXX	XXX	XXX	XXX	XXX	XXX	XXX	XXX	XXX	XXX	XXX	XXX	XXX	XXX	XXX	XXX	
AA-1126623 ..	LLOYD'S SYNDICATE NUMBER 623 .....	XXX	XXX	XXX	XXX	XXX	XXX	XXX	XXX	XXX	XXX	XXX	XXX	XXX	XXX	XXX	XXX	

ANNUAL STATEMENT FOR THE YEAR 2023 OF THE STATE AUTOMOBILE MUTUAL INSURANCE COMPANY

SCHEDULE F - PART 3 (Continued)

Ceded Reinsurance as of December 31, Current Year (\$000 Omitted)

(Provision for Reinsurance for Certified Reinsurers)

ID Number From Col. 1	Name of Reinsurer From Col. 3	Provision for Certified Reinsurance															
		54	55	56	57	58	59	60	61	62	63	64	65	Complete if Col. 52 = "No"; Otherwise Enter 0			69
		Certified Reinsurer Rating (1 through 6)	Effective Date of Certified Reinsurer Rating	Percent Collateral Required for Full Credit (0% through 100%)	Catastrophe Recoverables Qualifying for Collateral Deferral	Net Recoverables Subject to Collateral Requirements for Full Credit (Col. 19 - Col. 57)	Dollar Amount of Collateral Required (Col. 56 * Col. 58)	Percent of Collateral Provided for Net Recoverables Subject to Collateral Requirements ([Col. 20 + Col. 21 + Col. 22 + Col. 24] / Col. 58)	Percent Credit Allowed on Net Recoverables Subject to Collateral Requirements (Col. 60 / Col. 56, not to exceed 100%)	20% of Recoverable on Paid Losses & LAE Over 90 Days Past Due Amounts in Dispute (Col. 45 * 20%)	Amount of Credit Allowed for Net Recoverables (Col. 57 + [Col. 58 * Col. 61])	Provision for Reinsurance with Certified Reinsurers Due to Collateral Deficiency (Col. 19 - Col. 63)	20% of Recoverable on Paid Losses & LAE Over 90 Days Past Due Amounts Not in Dispute (Col. 47 * 20%)	66  Total Collateral Provided (Col. 20 + Col. 21 + Col. 22 + Col. 24, not to Exceed Col. 63)	67  Net Unsecured Recoverable for Which Credit is Allowed (Col. 63 - Col. 66)	68  20% of Amount in Col. 67	Provision for Overdue Reinsurance Ceded to Certified Reinsurers (Greater of [Col. 62 + Col. 65] or Col.68; not to Exceed Col. 63)
AA-1126780 ..	LLOYD'S SYNDICATE NUMBER 780 .....	XXX	XXX	XXX	XXX	XXX	XXX	XXX	XXX	XXX	XXX	XXX	XXX	XXX	XXX	XXX	XXX
AA-1840000 ..	Mapfre Re Compania de Reaseguros SA .....	XXX	XXX	XXX	XXX	XXX	XXX	XXX	XXX	XXX	XXX	XXX	XXX	XXX	XXX	XXX	XXX
AA-3190870 ..	Validus Reins Ltd .....	XXX	XXX	XXX	XXX	XXX	XXX	XXX	XXX	XXX	XXX	XXX	XXX	XXX	XXX	XXX	XXX
1299999. Total Authorized - Other Non-U.S. Insurers				XXX	XXX	XXX	XXX	XXX	XXX	XXX	XXX	XXX	XXX	XXX	XXX	XXX	XXX
1499999. Total Authorized Excluding Protected Cells (Sum of 0899999, 0999999, 1099999, 1199999 and 1299999)				XXX	XXX	XXX	XXX	XXX	XXX	XXX	XXX	XXX	XXX	XXX	XXX	XXX	XXX
1899999. Total Unauthorized - Affiliates - U.S. Non-Pool				XXX	XXX	XXX	XXX	XXX	XXX	XXX	XXX	XXX	XXX	XXX	XXX	XXX	XXX
2199999. Total Unauthorized - Affiliates - Other (Non-U.S.)				XXX	XXX	XXX	XXX	XXX	XXX	XXX	XXX	XXX	XXX	XXX	XXX	XXX	XXX
2299999. Total Unauthorized - Affiliates				XXX	XXX	XXX	XXX	XXX	XXX	XXX	XXX	XXX	XXX	XXX	XXX	XXX	XXX
55-0873802 ..	Food Service Risk Mgt Inc .....	XXX	XXX	XXX	XXX	XXX	XXX	XXX	XXX	XXX	XXX	XXX	XXX	XXX	XXX	XXX	XXX
2399999. Total Unauthorized - Other U.S. Unaffiliated Insurers				XXX	XXX	XXX	XXX	XXX	XXX	XXX	XXX	XXX	XXX	XXX	XXX	XXX	XXX
AA-3194128 ..	Allied World Assurance Co Ltd .....	XXX	XXX	XXX	XXX	XXX	XXX	XXX	XXX	XXX	XXX	XXX	XXX	XXX	XXX	XXX	XXX
AA-3190932 ..	Argo Re .....	XXX	XXX	XXX	XXX	XXX	XXX	XXX	XXX	XXX	XXX	XXX	XXX	XXX	XXX	XXX	XXX
AA-3194161 ..	Catlin Ins Co Ltd .....	XXX	XXX	XXX	XXX	XXX	XXX	XXX	XXX	XXX	XXX	XXX	XXX	XXX	XXX	XXX	XXX
AA-9240020 ..	China Reins Grp Corp .....	XXX	XXX	XXX	XXX	XXX	XXX	XXX	XXX	XXX	XXX	XXX	XXX	XXX	XXX	XXX	XXX
AA-1340028 ..	Devk Ruckversicherungs und Beteiligungs AG .....	XXX	XXX	XXX	XXX	XXX	XXX	XXX	XXX	XXX	XXX	XXX	XXX	XXX	XXX	XXX	XXX
AA-3191289 ..	Fidelis Ins Bermuda Ltd .....	XXX	XXX	XXX	XXX	XXX	XXX	XXX	XXX	XXX	XXX	XXX	XXX	XXX	XXX	XXX	XXX
AA-3191190 ..	Hamilton Re Ltd .....	XXX	XXX	XXX	XXX	XXX	XXX	XXX	XXX	XXX	XXX	XXX	XXX	XXX	XXX	XXX	XXX
AA-3190060 ..	Hannover Re (Bermuda) Ltd .....	XXX	XXX	XXX	XXX	XXX	XXX	XXX	XXX	XXX	XXX	XXX	XXX	XXX	XXX	XXX	XXX
AA-1440013 ..	Lansforsakringar Liv Forsakringsaktiebolag .....	XXX	XXX	XXX	XXX	XXX	XXX	XXX	XXX	XXX	XXX	XXX	XXX	XXX	XXX	XXX	XXX
AA-3191239 ..	Lumen Re Ltd .....	XXX	XXX	XXX	XXX	XXX	XXX	XXX	XXX	XXX	XXX	XXX	XXX	XXX	XXX	XXX	XXX
AA-3190829 ..	Markel Bermuda Ltd .....	XXX	XXX	XXX	XXX	XXX	XXX	XXX	XXX	XXX	XXX	XXX	XXX	XXX	XXX	XXX	XXX
AA-1460019 ..	MS Amlin AG .....	XXX	XXX	XXX	XXX	XXX	XXX	XXX	XXX	XXX	XXX	XXX	XXX	XXX	XXX	XXX	XXX
AA-1320034 ..	Paris Re .....	XXX	XXX	XXX	XXX	XXX	XXX	XXX	XXX	XXX	XXX	XXX	XXX	XXX	XXX	XXX	XXX
AA-3190686 ..	Partner Reins Co Ltd .....	XXX	XXX	XXX	XXX	XXX	XXX	XXX	XXX	XXX	XXX	XXX	XXX	XXX	XXX	XXX	XXX
AA-1340004 ..	R V Versicherung AG .....	XXX	XXX	XXX	XXX	XXX	XXX	XXX	XXX	XXX	XXX	XXX	XXX	XXX	XXX	XXX	XXX
AA-5324100 ..	Taiping Reins Co Ltd .....	XXX	XXX	XXX	XXX	XXX	XXX	XXX	XXX	XXX	XXX	XXX	XXX	XXX	XXX	XXX	XXX
AA-1460006 ..	Validus Reins (Switzerland) Ltd .....	XXX	XXX	XXX	XXX	XXX	XXX	XXX	XXX	XXX	XXX	XXX	XXX	XXX	XXX	XXX	XXX
AA-3191315 ..	XL Bermuda Ltd .....	XXX	XXX	XXX	XXX	XXX	XXX	XXX	XXX	XXX	XXX	XXX	XXX	XXX	XXX	XXX	XXX
2699999. Total Unauthorized - Other Non-U.S. Insurers				XXX	XXX	XXX	XXX	XXX	XXX	XXX	XXX	XXX	XXX	XXX	XXX	XXX	XXX
2899999. Total Unauthorized Excluding Protected Cells (Sum of 2299999, 2399999, 2499999, 2599999 and 2699999)				XXX	XXX	XXX	XXX	XXX	XXX	XXX	XXX	XXX	XXX	XXX	XXX	XXX	XXX
3299999. Total Certified - Affiliates - U.S. Non-Pool				XXX	0	0	0	XXX	XXX	0	0	0	0	0	0	0	0
3599999. Total Certified - Affiliates - Other (Non-U.S.)				XXX	0	0	0	XXX	XXX	0	0	0	0	0	0	0	0
3699999. Total Certified - Affiliates				XXX	0	0	0	XXX	XXX	0	0	0	0	0	0	0	0
CR-1340125 ..	Hannover Rueck SE .....	2	07/01/2015	10.0	0	550	55	100.0	100.0	0	550	0	0	0	0	0	0
4099999. Total Certified - Other Non-U.S. Insurers				XXX	0	550	55	XXX	XXX	0	550	0	0	0	0	0	0
4299999. Total Certified Excluding Protected Cells (Sum of 3699999, 3799999, 3899999, 3999999 and 4099999)				XXX	0	550	55	XXX	XXX	0	550	0	0	0	0	0	0
4699999. Total Reciprocal Jurisdiction - Affiliates - U.S. Non-Pool				XXX	XXX	XXX	XXX	XXX	XXX	XXX	XXX	XXX	XXX	XXX	XXX	XXX	XXX
4999999. Total Reciprocal Jurisdiction - Affiliates - Other (Non-U.S.)				XXX	XXX	XXX	XXX	XXX	XXX	XXX	XXX	XXX	XXX	XXX	XXX	XXX	XXX

ANNUAL STATEMENT FOR THE YEAR 2023 OF THE STATE AUTOMOBILE MUTUAL INSURANCE COMPANY

SCHEDULE F - PART 3 (Continued)

Ceded Reinsurance as of December 31, Current Year (\$000 Omitted)  
(Provision for Reinsurance for Certified Reinsurers)

ID Number From Col. 1	Name of Reinsurer From Col. 3	Provision for Certified Reinsurance															
		54  Certified Reinsurer Rating (1 through 6)	55  Effective Date of Certified Reinsurer Rating	56  Percent Collateral Required for Full Credit (0% through 100%)	57  Catastrophe Recoverables Qualifying for Collateral Deferral	58  Net Recoverables Subject to Collateral Requirements for Full Credit (Col. 19 - Col. 57)	59  Dollar Amount of Collateral Required (Col. 56 * Col. 58)	60  Percent of Collateral Provided for Net Recoverables Subject to Collateral Requirements ([Col. 20 + Col. 21 + Col. 22 + Col. 24] / Col. 58)	61  Percent Credit Allowed on Net Recoverables Subject to Collateral Requirements (Col. 60 / Col. 56, not to exceed 100%)	62  20% of Recoverable on Paid Losses & LAE Over 90 Days Past Due Amounts in Dispute (Col. 45 * 20%)	63  Amount of Credit Allowed for Net Recoverables (Col. 57 + [Col. 58 * Col. 61])	64  Provision for Reinsurance with Certified Reinsurers Due to Collateral Deficiency (Col. 19 - Col. 63)	65  20% of Recoverable on Paid Losses & LAE Over 90 Days Past Due Amounts Not in Dispute (Col. 47 * 20%)	Complete if Col. 52 = "No"; Otherwise Enter 0			69  Provision for Overdue Reinsurance Ceded to Certified Reinsurers (Greater of [Col. 62 + Col. 65] or Col.68; not to Exceed Col. 63)
														66  Total Collateral Provided (Col. 20 + Col. 21 + Col. 22 + Col. 24, not to Exceed Col. 63)	67  Net Unsecured Recoverable for Which Credit is Allowed (Col. 63 - Col. 66)	68  20% of Amount in Col. 67	
5099999. Total Reciprocal Jurisdiction - Affiliates				XXX	XXX	XXX	XXX	XXX	XXX	XXX	XXX	XXX	XXX	XXX	XXX	XXX	
5699999. Total Reciprocal Jurisdiction Excluding Protected Cells (Sum of 5099999, 5199999, 5299999, 5399999 and 5499999)				XXX	XXX	XXX	XXX	XXX	XXX	XXX	XXX	XXX	XXX	XXX	XXX	XXX	
5799999. Total Authorized, Unauthorized, Reciprocal Jurisdiction and Certified Excluding Protected Cells (Sum of 1499999, 2899999, 4299999 and 5699999)				XXX	0	550	55	XXX	XXX	0	550	0	0	0	0	0	
5899999. Total Protected Cells (Sum of 1399999, 2799999, 4199999 and 5599999)				XXX	0	0	0	XXX	XXX	0	0	0	0	0	0	0	
9999999 Totals				XXX	0	550	55	XXX	XXX	0	550	0	0	0	0	0	

ANNUAL STATEMENT FOR THE YEAR 2023 OF THE STATE AUTOMOBILE MUTUAL INSURANCE COMPANY

SCHEDULE F - PART 3 (Continued)

Ceded Reinsurance as of December 31, Current Year (\$000 Omitted)  
(Total Provision for Reinsurance)

ID Number From Col. 1	Name of Reinsurer From Col. 3	70  20% of Recoverable on Paid Losses & LAE Over 90 Days past Due Amounts Not in Dispute (Col. 47 * 20%)	Provision for Unauthorized Reinsurance		Provision for Overdue Authorized and Reciprocal Jurisdiction Reinsurance		Total Provision for Reinsurance			
			71	72	73 Complete if Col. 52 = "Yes"; Otherwise Enter 0	74 Complete if Col. 52 = "No"; Otherwise Enter 0	75	76	77	78
			Provision for Reinsurance with Unauthorized Reinsurers Due to Collateral Deficiency (Col. 26)	Provision for Overdue Reinsurance from Unauthorized Reinsurers and Amounts in Dispute (Col. 70 + 20% of the Amount in Col. 16)	20% of Recoverable on Paid Losses & LAE Over 90 Days Past Due Amounts Not in Dispute + 20% of Amounts in Dispute ([Col. 47 * 20%] + [Col. 45 * 20%])	Greater of 20% of Net Recoverable Net of Funds Held & Collateral, or 20% of Recoverable on Paid Losses & LAE Over 90 Days Past Due (Greater of Col. 26 * 20% or Cols. [40 + 41] * 20%)	Provision for Amounts Ceded to Authorized and Reciprocal Jurisdiction Reinsurers (Cols. 73 + 74)	Provision for Amounts Ceded to Unauthorized Reinsurers (Cols. 71 + 72 Not in Excess of Col. 15)	Provision for Amounts Ceded to Certified Reinsurers (Cols. 64 + 69)	Total Provision for Reinsurance (Cols. 75 + 76 + 77)
04-1543470	LIBERTY MUT INS CO	0	XXX	XXX	0	0	0	XXX	XXX	0
0199999	Total Authorized - Affiliates - U.S. Intercompany Pooling	0	XXX	XXX	0	0	0	XXX	XXX	0
42-0429710	DEVELOPERS SURETY & IND CO	0	XXX	XXX	0	0	0	XXX	XXX	0
04-1543470	LIBERTY MUT INS CO	0	XXX	XXX	0	0	0	XXX	XXX	0
0399999	Total Authorized - Affiliates - U.S. Non-Pool - Other	0	XXX	XXX	0	0	0	XXX	XXX	0
0499999	Total Authorized - Affiliates - U.S. Non-Pool	0	XXX	XXX	0	0	0	XXX	XXX	0
0799999	Total Authorized - Affiliates - Other (Non-U.S.)	0	XXX	XXX	0	0	0	XXX	XXX	0
0899999	Total Authorized - Affiliates	0	XXX	XXX	0	0	0	XXX	XXX	0
95-3187355	ALLIANZ GLOBAL RISKS US INS CO	0	XXX	XXX	0	0	0	XXX	XXX	0
06-1182357	ALLIED WORLD INS CO	0	XXX	XXX	0	0	0	XXX	XXX	0
36-2661954	AMERICAN AGRICULTURAL INS CO	0	XXX	XXX	0	0	0	XXX	XXX	0
06-1430254	ARCH REINS CO	0	XXX	XXX	0	0	0	XXX	XXX	0
51-0434766	AXIS REINS CO	73	XXX	XXX	0	132	132	XXX	XXX	132
36-2114545	CONTINENTAL CAS CO	0	XXX	XXX	0	0	0	XXX	XXX	0
42-0234980	EMPLOYERS MUT CAS CO	0	XXX	XXX	0	0	0	XXX	XXX	0
35-2293075	ENDURANCE ASSUR CORP	0	XXX	XXX	0	0	0	XXX	XXX	0
22-2005057	EVEREST REINS CO	0	XXX	XXX	0	0	0	XXX	XXX	0
43-1898350	FLETCHER REINS CO	0	XXX	XXX	0	0	0	XXX	XXX	0
13-2673100	GENERAL REINS CORP	136	XXX	XXX	0	1,823	1,823	XXX	XXX	1,823
13-3029255	GENERAL SECURITY NATL INS CO	0	XXX	XXX	0	0	0	XXX	XXX	0
06-0384680	HARTFORD STEAM BOIL INSPEC & INS CO	0	XXX	XXX	0	0	0	XXX	XXX	0
38-0855585	MOTORS INS CORP	0	XXX	XXX	0	0	0	XXX	XXX	0
13-4924125	MUNICH REINS AMER INC	0	XXX	XXX	0	0	0	XXX	XXX	0
06-1053492	NEW ENGLAND REINS CORP	0	XXX	XXX	0	0	0	XXX	XXX	0
47-0698507	ODYSSEY REINS CO	0	XXX	XXX	0	0	0	XXX	XXX	0
13-3031176	PARTNER REINS CO OF THE US	0	XXX	XXX	0	0	0	XXX	XXX	0
23-1641984	QBE REINS CORP	0	XXX	XXX	0	0	0	XXX	XXX	0
52-1952955	RENAISSANCE REINS US INC	0	XXX	XXX	0	0	0	XXX	XXX	0
43-0727872	SAFETY NATL CAS CORP	0	XXX	XXX	0	0	0	XXX	XXX	0
75-1444207	SCOR REINS CO	33	XXX	XXX	33	0	33	XXX	XXX	33
13-2554270	SOMPO AMER INS CO	0	XXX	XXX	0	0	0	XXX	XXX	0
41-0406690	ST PAUL FIRE & MARINE INS CO	0	XXX	XXX	0	0	0	XXX	XXX	0
06-0839705	SWISS RE LIFE & HLTH AMER INC	0	XXX	XXX	0	0	0	XXX	XXX	0
13-1675535	SWISS REINS AMER CORP	0	XXX	XXX	0	0	0	XXX	XXX	0
13-2918573	TOA RE INS CO OF AMER	100	XXX	XXX	0	251	251	XXX	XXX	251
13-4032666	TOKIO MARINE AMER INS CO	0	XXX	XXX	0	0	0	XXX	XXX	0
31-4423946	TRANSAMERICA CAS INS CO	136	XXX	XXX	136	0	136	XXX	XXX	136
13-5616275	TRANSATLANTIC REINS CO	0	XXX	XXX	0	0	0	XXX	XXX	0
42-0644327	UNITED FIRE & CAS CO	0	XXX	XXX	0	0	0	XXX	XXX	0
85-0277191	XL SPECIALTY INS CO	0	XXX	XXX	0	0	0	XXX	XXX	0



ANNUAL STATEMENT FOR THE YEAR 2023 OF THE STATE AUTOMOBILE MUTUAL INSURANCE COMPANY

SCHEDULE F - PART 3 (Continued)

Ceded Reinsurance as of December 31, Current Year (\$000 Omitted)  
(Total Provision for Reinsurance)

ID Number From Col. 1	Name of Reinsurer From Col. 3	70  20% of Recoverable on Paid Losses & LAE Over 90 Days past Due Amounts Not in Dispute (Col. 47 * 20%)	Provision for Unauthorized Reinsurance		Provision for Overdue Authorized and Reciprocal Jurisdiction Reinsurance		Total Provision for Reinsurance			
			71	72	73 Complete if Col. 52 = "Yes"; Otherwise Enter 0	74 Complete if Col. 52 = "No"; Otherwise Enter 0	75	76	77	78
			Provision for Reinsurance with Unauthorized Reinsurers Due to Collateral Deficiency (Col. 26)	Provision for Overdue Reinsurance from Unauthorized Reinsurers and Amounts in Dispute (Col. 70 + 20% of the Amount in Col. 16)	20% of Recoverable on Paid Losses & LAE Over 90 Days Past Due Amounts Not in Dispute + 20% of Amounts in Dispute ([Col. 47 * 20%] + [Col. 45 * 20%])	Greater of 20% of Net Recoverable Net of Funds Held & Collateral, or 20% of Recoverable on Paid Losses & LAE Over 90 Days Past Due (Greater of Col. 26 * 20% or Cols. [40 + 41] * 20%)	Provision for Amounts Ceded to Authorized and Reciprocal Jurisdiction Reinsurers (Cols. 73 + 74)	Provision for Amounts Ceded to Unauthorized Reinsurers (Cols. 71 + 72 Not in Excess of Col. 15)	Provision for Amounts Ceded to Certified Reinsurers (Cols. 64 + 69)	Total Provision for Reinsurance (Cols. 75 + 76 + 77)
0999999	Total Authorized - Other U.S. Unaffiliated Insurers	478	XXX	XXX	169	2,207	2,376	XXX	XXX	2,376
AA-9991500	ILLINOIS MINE SUBSIDENCE FUND	0	XXX	XXX	0	0	0	XXX	XXX	0
AA-9991501	INDIANA MINE SUBSIDENCE FUND	0	XXX	XXX	0	0	0	XXX	XXX	0
AA-9991502	KENTUCKY MINE SUBSIDENCE FUND	0	XXX	XXX	0	0	0	XXX	XXX	0
AA-9991159	MICHIGAN CATASTROPHIC CLAIMS ASSN	0	XXX	XXX	0	0	0	XXX	XXX	0
AA-9991503	OHIO MINE SUBSIDENCE FUND	0	XXX	XXX	0	0	0	XXX	XXX	0
AA-9991506	WEST VIRGINIA MINE SUBSIDENCE FUND	0	XXX	XXX	0	0	0	XXX	XXX	0
41-1357750	WORKERS COMPENSATION REINS ASSN	0	XXX	XXX	0	0	0	XXX	XXX	0
1099999	Total Authorized - Pools - Mandatory Pools	0	XXX	XXX	0	0	0	XXX	XXX	0
AA-3194168	Aspen Bermuda Ltd	0	XXX	XXX	0	0	0	XXX	XXX	0
AA-1120337	Aspen Ins UK Ltd	0	XXX	XXX	0	0	0	XXX	XXX	0
AA-3194139	Axis Specialty Ltd	0	XXX	XXX	0	0	0	XXX	XXX	0
AA-1120175	Fidelis Underwriting Ltd	0	XXX	XXX	0	0	0	XXX	XXX	0
AA-3190871	Lancashire Ins Co Ltd	0	XXX	XXX	0	0	0	XXX	XXX	0
AA-1127183	LLOYD'S SYNDICATE NUMBER 1183	0	XXX	XXX	0	0	0	XXX	XXX	0
AA-1120085	Lloyd's Syndicate Number 1274	0	XXX	XXX	0	0	0	XXX	XXX	0
AA-1127414	Lloyd's Syndicate Number 1414	0	XXX	XXX	0	0	0	XXX	XXX	0
AA-1120156	LLOYD'S SYNDICATE NUMBER 1686	0	XXX	XXX	0	0	0	XXX	XXX	0
AA-1120171	Lloyd's Syndicate Number 1856	0	XXX	XXX	0	0	0	XXX	XXX	0
AA-1120124	LLOYD'S SYNDICATE NUMBER 1945	0	XXX	XXX	0	0	0	XXX	XXX	0
AA-1120084	Lloyd's Syndicate Number 1955	0	XXX	XXX	0	0	0	XXX	XXX	0
AA-1128001	LLOYD'S SYNDICATE NUMBER 2001	0	XXX	XXX	0	0	0	XXX	XXX	0
AA-1128003	LLOYD'S SYNDICATE NUMBER 2003	0	XXX	XXX	0	0	0	XXX	XXX	0
AA-1120071	Lloyd's Syndicate Number 2007	0	XXX	XXX	0	0	0	XXX	XXX	0
AA-1128010	LLOYD'S SYNDICATE NUMBER 2010	0	XXX	XXX	0	0	0	XXX	XXX	0
AA-1128121	LLOYD'S SYNDICATE NUMBER 2121	0	XXX	XXX	0	0	0	XXX	XXX	0
AA-1128623	Lloyd's Syndicate Number 2623	0	XXX	XXX	0	0	0	XXX	XXX	0
AA-1120182	Lloyd's Syndicate Number 2689	0	XXX	XXX	0	0	0	XXX	XXX	0
AA-1128791	LLOYD'S SYNDICATE NUMBER 2791	0	XXX	XXX	0	0	0	XXX	XXX	0
AA-1128987	Lloyd's Syndicate Number 2987	0	XXX	XXX	0	0	0	XXX	XXX	0
AA-1129000	Lloyd's Syndicate Number 3000	0	XXX	XXX	0	0	0	XXX	XXX	0
AA-1120184	LLOYD'S SYNDICATE NUMBER 3268	0	XXX	XXX	0	0	0	XXX	XXX	0
AA-1126033	LLOYD'S SYNDICATE NUMBER 33	0	XXX	XXX	0	0	0	XXX	XXX	0
AA-1126382	LLOYD'S SYNDICATE NUMBER 382	0	XXX	XXX	0	0	0	XXX	XXX	0
AA-1126005	Lloyd's Syndicate Number 4000	0	XXX	XXX	0	0	0	XXX	XXX	0
AA-1120075	Lloyd's Syndicate Number 4020	0	XXX	XXX	0	0	0	XXX	XXX	0
AA-1120067	Lloyd's Syndicate Number 4242	0	XXX	XXX	0	0	0	XXX	XXX	0
AA-1126435	LLOYD'S SYNDICATE NUMBER 435	0	XXX	XXX	0	0	0	XXX	XXX	0
AA-1126006	Lloyd's Syndicate Number 4472	0	XXX	XXX	0	0	0	XXX	XXX	0
AA-1126566	LLOYD'S SYNDICATE NUMBER 566 (Incidental to 2999)	0	XXX	XXX	0	0	0	XXX	XXX	0

ANNUAL STATEMENT FOR THE YEAR 2023 OF THE STATE AUTOMOBILE MUTUAL INSURANCE COMPANY

SCHEDULE F - PART 3 (Continued)

Ceded Reinsurance as of December 31, Current Year (\$000 Omitted)  
(Total Provision for Reinsurance)

ID Number From Col. 1	Name of Reinsurer From Col. 3	70  20% of Recoverable on Paid Losses & LAE Over 90 Days past Due Amounts Not in Dispute (Col. 47 * 20%)	Provision for Unauthorized Reinsurance		Provision for Overdue Authorized and Reciprocal Jurisdiction Reinsurance		Total Provision for Reinsurance			
			71	72	73 Complete if Col. 52 = "Yes"; Otherwise Enter 0	74 Complete if Col. 52 = "No"; Otherwise Enter 0	75	76	77	78
			Provision for Reinsurance with Unauthorized Reinsurers Due to Collateral Deficiency (Col. 26)	Provision for Overdue Reinsurance from Unauthorized Reinsurers and Amounts in Dispute (Col. 70 + 20% of the Amount in Col. 16)	20% of Recoverable on Paid Losses & LAE Over 90 Days Past Due Amounts Not in Dispute + 20% of Amounts in Dispute ([Col. 47 * 20%] + [Col. 45 * 20%])	Greater of 20% of Net Recoverable Net of Funds Held & Collateral, or 20% of Recoverable on Paid Losses & LAE Over 90 Days Past Due (Greater of Col. 26 * 20% or Cols. [40 + 41] * 20%)	Provision for Amounts Ceded to Authorized and Reciprocal Jurisdiction Reinsurers (Cols. 73 + 74)	Provision for Amounts Ceded to Unauthorized Reinsurers (Cols. 71 + 72 Not in Excess of Col. 15)	Provision for Amounts Ceded to Certified Reinsurers (Cols. 64 + 69)	Total Provision for Reinsurance (Cols. 75 + 76 + 77)
AA-1120181 ..	Lloyd's Syndicate Number 5886 .....	0	XXX	XXX	0	0	0	XXX	XXX	0
AA-1126609 ..	LLOYD'S SYNDICATE NUMBER 609 .....	0	XXX	XXX	0	0	0	XXX	XXX	0
AA-1126623 ..	LLOYD'S SYNDICATE NUMBER 623 .....	0	XXX	XXX	0	0	0	XXX	XXX	0
AA-1126780 ..	LLOYD'S SYNDICATE NUMBER 780 .....	0	XXX	XXX	0	0	0	XXX	XXX	0
AA-1840000 ..	Mapfre Re Compania de Reaseguros SA .....	0	XXX	XXX	0	0	0	XXX	XXX	0
AA-3190870 ..	Validus Reins Ltd .....	0	XXX	XXX	0	0	0	XXX	XXX	0
1299999. Total Authorized - Other Non-U.S. Insurers		0	XXX	XXX	0	0	0	XXX	XXX	0
1499999. Total Authorized Excluding Protected Cells (Sum of 0899999, 0999999, 1099999, 1199999 and 1299999)		478	XXX	XXX	169	2,207	2,376	XXX	XXX	2,376
1899999. Total Unauthorized - Affiliates - U.S. Non-Pool		0	0	0	XXX	XXX	XXX	0	XXX	0
2199999. Total Unauthorized - Affiliates - Other (Non-U.S.)		0	0	0	XXX	XXX	XXX	0	XXX	0
2299999. Total Unauthorized - Affiliates		0	0	0	XXX	XXX	XXX	0	XXX	0
55-0873802 ..	Food Service Risk Mgt Inc .....	0	0	0	XXX	XXX	XXX	0	XXX	0
2399999. Total Unauthorized - Other U.S. Unaffiliated Insurers		0	0	0	XXX	XXX	XXX	0	XXX	0
AA-3194128 ..	Allied World Assurance Co Ltd .....	0	0	0	XXX	XXX	XXX	0	XXX	0
AA-3190932 ..	Argo Re .....	0	0	0	XXX	XXX	XXX	0	XXX	0
AA-3194161 ..	Catlin Ins Co Ltd .....	0	0	0	XXX	XXX	XXX	0	XXX	0
AA-9240020 ..	China Reins Grp Corp .....	0	0	0	XXX	XXX	XXX	0	XXX	0
AA-1340028 ..	Devk Ruckversicherungs und Beteiligungs AG .....	0	0	0	XXX	XXX	XXX	0	XXX	0
AA-3191289 ..	Fidelis Ins Bermuda Ltd .....	0	0	0	XXX	XXX	XXX	0	XXX	0
AA-3191190 ..	Hamilton Re Ltd .....	0	0	0	XXX	XXX	XXX	0	XXX	0
AA-3190060 ..	Hannover Re (Bermuda) Ltd .....	0	0	0	XXX	XXX	XXX	0	XXX	0
AA-1440013 ..	Lansforsakringar Liv Forsakringsaktiebolag .....	0	0	0	XXX	XXX	XXX	0	XXX	0
AA-3191239 ..	Lumen Re Ltd .....	0	0	0	XXX	XXX	XXX	0	XXX	0
AA-3190829 ..	Markel Bermuda Ltd .....	1	0	1	XXX	XXX	XXX	1	XXX	1
AA-1460019 ..	MS Amlin AG .....	0	0	0	XXX	XXX	XXX	0	XXX	0
AA-1320034 ..	Paris Re .....	0	13	0	XXX	XXX	XXX	13	XXX	13
AA-3190686 ..	Partner Reins Co Ltd .....	0	0	0	XXX	XXX	XXX	0	XXX	0
AA-1340004 ..	R V Versicherung AG .....	0	0	0	XXX	XXX	XXX	0	XXX	0
AA-5324100 ..	Taiping Reins Co Ltd .....	0	0	0	XXX	XXX	XXX	0	XXX	0
AA-1460006 ..	Validus Reins (Switzerland) Ltd .....	0	0	0	XXX	XXX	XXX	0	XXX	0
AA-3191315 ..	XL Bermuda Ltd .....	0	0	0	XXX	XXX	XXX	0	XXX	0
2699999. Total Unauthorized - Other Non-U.S. Insurers		1	13	1	XXX	XXX	XXX	14	XXX	14
2899999. Total Unauthorized Excluding Protected Cells (Sum of 2299999, 2399999, 2499999, 2599999 and 2699999)		1	13	1	XXX	XXX	XXX	14	XXX	14
3299999. Total Certified - Affiliates - U.S. Non-Pool		XXX	XXX	XXX	XXX	XXX	XXX	XXX	0	0
3599999. Total Certified - Affiliates - Other (Non-U.S.)		XXX	XXX	XXX	XXX	XXX	XXX	XXX	0	0
3699999. Total Certified - Affiliates		XXX	XXX	XXX	XXX	XXX	XXX	XXX	0	0
CR-1340125 ..	Hannover Rueck SE .....	XXX	XXX	XXX	XXX	XXX	XXX	XXX	0	0

ANNUAL STATEMENT FOR THE YEAR 2023 OF THE STATE AUTOMOBILE MUTUAL INSURANCE COMPANY

SCHEDULE F - PART 3 (Continued)

Ceded Reinsurance as of December 31, Current Year (\$000 Omitted)  
(Total Provision for Reinsurance)

ID Number From Col. 1	Name of Reinsurer From Col. 3	70  20% of Recoverable on Paid Losses & LAE Over 90 Days past Due Amounts Not in Dispute (Col. 47 * 20%)	Provision for Unauthorized Reinsurance		Provision for Overdue Authorized and Reciprocal Jurisdiction Reinsurance		Total Provision for Reinsurance			
			71	72	73 Complete if Col. 52 = "Yes"; Otherwise Enter 0  20% of Recoverable on Paid Losses & LAE Over 90 Days Past Due Amounts Not in Dispute + 20% of Amounts in Dispute ([Col. 47 * 20%] + [Col. 45 * 20%])	74 Complete if Col. 52 = "No"; Otherwise Enter 0  Greater of 20% of Net Recoverable Net of Funds Held & Collateral, or 20% of Recoverable on Paid Losses & LAE Over 90 Days Past Due (Greater of Col. 26 * 20% or Cols. [40 + 41] * 20%)	75	76	77	78
			Provision for Reinsurance with Unauthorized Reinsurers Due to Collateral Deficiency (Col. 26)	Provision for Overdue Reinsurance from Unauthorized Reinsurers and Amounts in Dispute (Col. 70 + 20% of the Amount in Col. 16)			Provision for Amounts Ceded to Authorized and Reciprocal Jurisdiction Reinsurers (Cols. 73 + 74)	Provision for Amounts Ceded to Unauthorized Reinsurers (Cols. 71 + 72 Not in Excess of Col. 15)	Provision for Amounts Ceded to Certified Reinsurers (Cols. 64 + 69)	Total Provision for Reinsurance (Cols. 75 + 76 + 77)
4099999. Total Certified - Other Non-U.S. Insurers		XXX	XXX	XXX	XXX	XXX	XXX	XXX	0	0
4299999. Total Certified Excluding Protected Cells (Sum of 3699999, 3799999, 3899999, 3999999 and 4099999)		XXX	XXX	XXX	XXX	XXX	XXX	XXX	0	0
4699999. Total Reciprocal Jurisdiction - Affiliates - U.S. Non-Pool		0	XXX	XXX	0	0	0	XXX	XXX	0
4999999. Total Reciprocal Jurisdiction - Affiliates - Other (Non-U.S.)		0	XXX	XXX	0	0	0	XXX	XXX	0
5099999. Total Reciprocal Jurisdiction - Affiliates		0	XXX	XXX	0	0	0	XXX	XXX	0
5699999. Total Reciprocal Jurisdiction Excluding Protected Cells (Sum of 5099999, 5199999, 5299999, 5399999 and 5499999)		0	XXX	XXX	0	0	0	XXX	XXX	0
5799999. Total Authorized, Unauthorized, Reciprocal Jurisdiction and Certified Excluding Protected Cells (Sum of 1499999, 2899999, 4299999 and 5699999)		479	13	1	169	2,207	2,376	14	0	2,390
5899999. Total Protected Cells (Sum of 1399999, 2799999, 4199999 and 5599999)		0	0	0	0	0	0	0	0	0
9999999 Totals		479	13	1	169	2,207	2,376	14	0	2,390

ANNUAL STATEMENT FOR THE YEAR 2023 OF THE STATE AUTOMOBILE MUTUAL INSURANCE COMPANY

SCHEDULE F - PART 4

Issuing or Confirming Banks for Letters of Credit from Schedule F, Part 3 (\$000 Omitted)

1 Issuing or Confirming Bank Reference Number Used in Col. 23 of Sch F Part 3	2  Letters of Credit Code	3  American Bankers Association (ABA) Routing Number	4  Issuing or Confirming Bank Name	5  Letters of Credit Amount
0001 .....	1.....	021000089 .....	Citibank, N.A. ....	8
0001 .....	1.....	021000089 .....	Citibank, N.A. ....	121
0002 .....	1.....	026002574 .....	Barclays Bank PLC, New York Branch .....	3
0002 .....	1.....	981390502 .....	Lloyds Bank PLC, New York Branch .....	19
0002 .....	1.....	026007728 .....	National Australia Bank Limited .....	27
0002 .....	1.....	026007689 .....	BNP Paribas, New York Branch .....	24
0002 .....	1.....	026008044 .....	Commerzbank, Aktiengesellschaft, Filiale Luxemburg .....	24
0003 .....	1.....	026002574 .....	Barclays Bank PLC, New York Branch .....	164
0004 .....	1.....	026002574 .....	Barclays Bank PLC, New York Branch .....	199
0005 .....	1.....	021000089 .....	Citibank, N.A. ....	53
0006 .....	1.....	021000089 .....	Citibank, N.A. ....	10
0007 .....	1.....	021000089 .....	Citibank, N.A. ....	45
0008 .....	1.....	026008808 .....	UniCredit Bank AG .....	8
0008 .....	1.....	061050057 .....	DZ Bank AG New York Branch .....	173
0009 .....	1.....	026009179 .....	Credit Suisse .....	196
0010 .....	1.....	021000089 .....	Citibank, N.A. ....	197
0011 .....	1.....	026008044 .....	Commerzbank, Aktiengesellschaft, Frankfurt am Main, NY Branch .....	295
0012 .....	1.....	021000089 .....	Citibank, N.A. ....	121
0013 .....	1.....	026009632 .....	MUFG Bank, LTD NY Branch .....	155
0013 .....	1.....	021000322 .....	Bank of America N. A. ....	158
0013 .....	1.....	021000021 .....	JPMorgan Chase Bank N. A. ....	158
0013 .....	1.....	021000089 .....	Citibank, N.A. NY .....	158
0013 .....	1.....	121000248 .....	Wells Fargo Bank N. A. ....	158
0013 .....	1.....	026014630 .....	Morgan Stanley Bank, N. A. ....	158
0014 .....	1.....	021000021 .....	JPMorgan Chase .....	831
0014 .....	1.....	121000248 .....	Wells Fargo .....	485
0014 .....	1.....	043000096 .....	PNC Bank .....	80
0014 .....	1.....	031301422 .....	Fulton Bank .....	211
0014 .....	1.....	021000322 .....	Bank of America .....	42
Total				4,281

ANNUAL STATEMENT FOR THE YEAR 2023 OF THE STATE AUTOMOBILE MUTUAL INSURANCE COMPANY

**SCHEDULE F - PART 5**

Interrogatories for Schedule F, Part 3 (000 Omitted)

A. Report the five largest provisional commission rates included in the cedant's reinsurance treaties. The commission rate to be reported is by contract with ceded premium in excess of \$50,000:

	1	2	3
	Name of Reinsurer	Commission Rate	Ceded Premium
1.	HARTFORD STEAM BOIL INSPEC & INS CO .....	35.000 .....	3,170 .....
2.	HARTFORD STEAM BOIL INSPEC & INS CO .....	35.000 .....	2,105 .....
3.	HARTFORD STEAM BOIL INSPEC & INS CO .....	35.000 .....	1,156 .....
4.	HARTFORD STEAM BOIL INSPEC & INS CO .....	35.000 .....	1,055 .....
5.	HARTFORD STEAM BOIL INSPEC & INS CO .....	35.000 .....	278 .....

B. Report the five largest reinsurance recoverables reported in Schedule F, Part 3, Column 15, due from any one reinsurer (based on the total recoverables, Schedule F, Part 3,Line 9999999, Column 15), the amount of ceded premium, and indicate whether the recoverables are due from an affiliated insurer.

	1	2	3	4
	Name of Reinsurer	Total Recoverables	Ceded Premiums	Affiliated
6.	LIBERTY MUT INS CO .....	182,164 .....	101 .....	Yes [ X ] No [ ]
7.	MICHIGAN CATASTROPHIC CLAIMS ASSN .....	35,719 .....	371 .....	Yes [ ] No [ X ]
8.	GENERAL REINS CORP .....	9,726 .....	101 .....	Yes [ ] No [ X ]
9.	SWISS REINS AMER CORP .....	8,995 .....	0 .....	Yes [ ] No [ X ]
10.	HARTFORD STEAM BOIL INSPEC & INS CO .....	7,400 .....	11,320 .....	Yes [ ] No [ X ]

NOTE: Disclosure of the five largest provisional commission rates should exclude mandatory pools and joint underwriting associations.

SCHEDULE F - PART 6

Restatement of Balance Sheet to Identify Net Credit for Reinsurance

	1 As Reported (Net of Ceded)	2 Restatement Adjustments	3 Restated (Gross of Ceded)
ASSETS (Page 2, Col. 3)			
1. Cash and invested assets (Line 12) .....	479,024,021	0	479,024,021
2. Premiums and considerations (Line 15) .....	257,575	0	257,575
3. Reinsurance recoverable on loss and loss adjustment expense payments (Line 16.1) .....	191,178,483	(188,993,006)	2,185,477
4. Funds held by or deposited with reinsured companies (Line 16.2) .....	0	0	0
5. Other assets .....	143,255,635	(39,619,047)	103,636,588
6. Net amount recoverable from reinsurers .....	0	1,491,721,753	1,491,721,753
7. Protected cell assets (Line 27) .....	0	0	0
8. Totals (Line 28) .....	813,715,714	1,263,109,700	2,076,825,414
LIABILITIES (Page 3)			
9. Losses and loss adjustment expenses (Lines 1 through 3) .....	2,596,134	947,878,138	950,474,272
10. Taxes, expenses, and other obligations (Lines 4 through 8) .....	343,840	28,423,508	28,767,348
11. Unearned premiums (Line 9) .....	0	507,052,460	507,052,460
12. Advance premiums (Line 10) .....	0	0	0
13. Dividends declared and unpaid (Line 11.1 and 11.2) .....	0	0	0
14. Ceded reinsurance premiums payable (net of ceding commissions (Line 12) .....	229,981,330	(229,962,546)	18,784
15. Funds held by company under reinsurance treaties (Line 13) .....	8,051	(8,051)	0
16. Amounts withheld or retained by company for account of others (Line 14) .....	148,791	0	148,791
17. Provision for reinsurance (Line 16) .....	2,390,000	(2,390,000)	0
18. Other liabilities .....	49,669,050	12,116,191	61,785,241
19. Total liabilities excluding protected cell business (Line 26) .....	285,137,196	1,263,109,700	1,548,246,896
20. Protected cell liabilities (Line 27) .....	0	0	0
21. Surplus as regards policyholders (Line 37)	528,578,518	XXX	528,578,518
22. Totals (Line 38)	813,715,714	1,263,109,700	2,076,825,414

NOTE: Is the restatement of this exhibit the result of grossing up balances ceded to affiliates under 100 percent reinsurance or pooling arrangements? ..... Yes [     ] No [     ]

If yes, give full explanation: .....

Schedule H - Part 1 - Analysis of Underwriting Operations

**N O N E**

Schedule H - Part 2 - Reserves and Liabilities

**N O N E**

Schedule H - Part 3 - Test of Prior Year's Claim Reserves and Liabilities

**N O N E**

Schedule H - Part 4 - Reinsurance

**N O N E**

Schedule H - Part 5 - Health Claims

**N O N E**

Schedule P - Part 1A - Homeowners/Farmowners

**N O N E**

Schedule P - Part 1B - Private Passenger Auto Liability/Medical

**N O N E**

Schedule P - Part 1C - Commercial Auto/Truck Liability/Medical

**N O N E**

Schedule P - Part 1D - Workers' Compensation (Excluding Excess Workers' Compensation)

**N O N E**

Schedule P - Part 1E - Commercial Multiple Peril

**N O N E**

Schedule P - Part 1F - Section 1 - Medical Professional Liability - Occurrence

**N O N E**

Schedule P - Part 1F - Section 2 - Medical Professional Liability - Claims-Made

**N O N E**

Schedule P - Part 1G - Special Liability (Ocean Marine, Aircraft (all perils), Boiler and Machinery)

**N O N E**

Schedule P - Part 1H - Section 1 - Other Liability - Occurrence

**N O N E**

Schedule P - Part 1H - Section 2 - Other Liability - Claims-Made

**N O N E**

Schedule P - Part 1I - Special Property (Fire, Allied Lines...)

**N O N E**

Schedule P - Part 1J - Auto Physical Damage

**N O N E**

Schedule P - Part 1K - Fidelity/Surety

**N O N E**

Schedule P - Part 1L - Other (Including Credit, Accident and Health)

**N O N E**



Schedule P - Part 1M - International

**N O N E**

Schedule P - Part 1N - Reinsurance - Nonproportional Assumed Property

**N O N E**

Schedule P - Part 1O - Reinsurance - Nonproportional Assumed Liability

**N O N E**

Schedule P - Part 1P - Reinsurance - Nonproportional Assumed Financial Lines

**N O N E**

Schedule P - Part 1R - Section 1 - Products Liability - Occurrence

**N O N E**

Schedule P - Part 1R - Section 2 - Products Liability - Claims-Made

**N O N E**

Schedule P - Part 1S - Financial Guaranty/Mortgage Guaranty

**N O N E**

Schedule P - Part 1T - Warranty

**N O N E**

Schedule P - Part 2A - Homeowners/Farmowners

**N O N E**

Schedule P - Part 2B - Private Passenger Auto Liability/Medical

**N O N E**

Schedule P - Part 2C - Commercial Auto/Truck Liability/Medical

**N O N E**

Schedule P - Part 2D - Workers' Compensation (Excluding Excess Workers' Compensation)

**N O N E**

Schedule P - Part 2E - Commercial Multiple Peril

**N O N E**

Schedule P - Part 2F - Section 1 - Medical Professional Liability - Occurrence

**N O N E**

Schedule P - Part 2F - Section 2 - Medical Professional Liability - Claims-Made

**N O N E**

Schedule P - Part 2G - Special Liability (Ocean Marine, Aircraft (all perils), Boiler and Machinery)

**N O N E**

Schedule P - Part 2H - Section 1 - Other Liability - Occurrence

**N O N E**

Schedule P - Part 2H - Section 2- Other Liability - Claims-Made

**N O N E**

Schedule P - Part 2I - Special Property

**N O N E**

Schedule P - Part 2J - Auto Physical Damage

**N O N E**

Schedule P - Part 2K - Fidelity/Surety

**N O N E**

Schedule P - Part 2L - Other (Including Credit, Accident and Health)

**N O N E**

Schedule P - Part 2M - International

**N O N E**

Schedule P - Part 2N - Reinsurance - Nonproportional Assumed Property

**N O N E**

Schedule P - Part 2O - Reinsurance - Nonproportional Assumed Liability

**N O N E**

Schedule P - Part 2P - Reinsurance - Nonproportional Assumed Financial Lines

**N O N E**

Schedule P - Part 2R - Section 1 - Products Liability - Occurrence

**N O N E**

Schedule P - Part 2R - Section 2 - Products Liability - Claims-Made

**N O N E**

Schedule P - Part 2S - Financial Guaranty/Mortgage Guaranty

**N O N E**

Schedule P - Part 2T - Warranty

**N O N E**

Schedule P - Part 3A - Homeowners/Farmowners

**N O N E**

Schedule P - Part 3B - Private Passenger Auto Liability/Medical

**N O N E**

Schedule P - Part 3C - Commercial Auto/Truck Liability/Medical

**N O N E**

Schedule P - Part 3D - Workers' Compensation (Excluding Excess Workers' Compensation)

**N O N E**

Schedule P - Part 3E - Commercial Multiple Peril

**N O N E**

Schedule P - Part 3F - Section 1 - Medical Professional Liability - Occurrence

**N O N E**

Schedule P - Part 3F - Section 2 - Medical Professional Liability - Claims-Made

**N O N E**

Schedule P - Part 3G - Special Liability

**N O N E**

Schedule P - Part 3H - Section 1 - Other Liability - Occurrence

**N O N E**

Schedule P - Part 3H - Section 2 - Other Liability - Claims-Made

**N O N E**

Schedule P - Part 3I - Special Property

**N O N E**

Schedule P - Part 3J - Auto Physical Damage

**N O N E**

Schedule P - Part 3K - Fidelity/Surety

**N O N E**

Schedule P - Part 3L - Other (Including Credit, Accident and Health)

**N O N E**

Schedule P - Part 3M - International

**N O N E**

Schedule P - Part 3N - Reinsurance - Nonproportional Assumed Property

**N O N E**

Schedule P - Part 3O - Reinsurance - Nonproportional Assumed Liability

**N O N E**

Schedule P - Part 3P - Reinsurance - Nonproportional Assumed Financial Lines

**N O N E**

Schedule P - Part 3R - Section 1 - Product Liability - Occurrence

**N O N E**

Schedule P - Part 3R - Section 2 - Product Liability - Claims-Made

**N O N E**

Schedule P - Part 3S - Financial Guaranty/Mortgage Guaranty

**N O N E**

Schedule P - Part 3T - Warranty

**N O N E**

Schedule P - Part 4A - Homeowners/Farmowners

**N O N E**

Schedule P - Part 4B - Private Passenger Auto Liability/Medical

**N O N E**

Schedule P - Part 4C - Commercial Auto/Truck Liability/Medical

**N O N E**

Schedule P - Part 4D - Workers' Compensation (Excluding Excess Workers' Compensation)

**N O N E**

Schedule P - Part 4E - Commercial Multiple Peril

**N O N E**

Schedule P - Part 4F - Section 1 - Medical Professional Liability - Occurrence

**N O N E**

Schedule P - Part 4F - Section 2 - Medical Professional Liability - Claims-Made

**N O N E**

Schedule P - Part 4G - Special Liability

**N O N E**

Schedule P - Part 4H - Section 1 - Other Liability - Occurrence

**N O N E**

Schedule P - Part 4H - Section 2 - Other Liability - Claims-Made

**N O N E**

Schedule P - Part 4I - Special Property

**N O N E**

Schedule P - Part 4J - Auto Physical Damage

**N O N E**

Schedule P - Part 4K - Fidelity/Surety

**N O N E**

Schedule P - Part 4L - Other (Including Credit, Accident and Health)

**N O N E**

Schedule P - Part 4M - International

**N O N E**

Schedule P - Part 4N - Reinsurance - Nonproportional Assumed Property

**N O N E**

Schedule P - Part 4O - Reinsurance - Nonproportional Assumed Liability

**N O N E**

Schedule P - Part 4P - Reinsurance - Nonproportional Assumed Financial Lines

**N O N E**

Schedule P - Part 4R - Section 1 - Products Liability - Occurrence

**N O N E**

Schedule P - Part 4R - Section 2 - Products Liability - Claims-Made

**N O N E**

Schedule P - Part 4S - Financial Guaranty/Mortgage Guaranty

**N O N E**

Schedule P - Part 4T - Warranty

**N O N E**

Schedule P - Part 5A - Homeowners/Farmowners - Section 1

**N O N E**

Schedule P - Part 5A - Homeowners/Farmowners - Section 2

**N O N E**

Schedule P - Part 5A - Homeowners/Farmowners - Section 3

**N O N E**

Schedule P - Part 5B - Private Passenger Auto Liability/Medical - Section 1

**N O N E**

Schedule P - Part 5B - Private Passenger Auto Liability/Medical - Section 2

**N O N E**

Schedule P - Part 5B - Private Passenger Auto Liability/Medical - Section 3

**N O N E**

Schedule P - Part 5C - Commercial Auto/Truck Liability/Medical - Section 1

**N O N E**

Schedule P - Part 5C - Commercial Auto/Truck Liability/Medical - Section 2

**N O N E**

Schedule P - Part 5C - Commercial Auto/Truck Liability/Medical - Section 3

**N O N E**

Schedule P-Part 5D-Workers' Compensation (Excluding Excess Workers' Compensation)-Section 1

**N O N E**

Schedule P-Part 5D-Workers' Compensation (Excluding Excess Workers' Compensation)-Section 2  
**N O N E**

Schedule P-Part 5D-Workers' Compensation (Excluding Excess Workers' Compensation)-Section 3  
**N O N E**

Schedule P - Part 5E - Commercial Multiple Peril - Section 1  
**N O N E**

Schedule P - Part 5E - Commercial Multiple Peril - Section 2  
**N O N E**

Schedule P - Part 5E - Commercial Multiple Peril - Section 3  
**N O N E**

Schedule P - Part 5F - Medical Professional Liability - Occurrence - Section 1A  
**N O N E**

Schedule P - Part 5F - Medical Professional Liability - Occurrence - Section 2A  
**N O N E**

Schedule P - Part 5F - Medical Professional Liability - Occurrence - Section 3A  
**N O N E**

Schedule P - Part 5F - Medical Professional Liability - Claims-Made - Section 1B  
**N O N E**

Schedule P - Part 5F - Medical Professional Liability - Claims-Made - Section 2B  
**N O N E**

Schedule P - Part 5F - Medical Professional Liability - Claims-Made - Section 3B  
**N O N E**

Schedule P - Part 5H - Other Liability - Occurrence - Section 1A  
**N O N E**

Schedule P - Part 5H - Other Liability - Occurrence - Section 2A  
**N O N E**

Schedule P - Part 5H - Other Liability - Occurrence - Section 3A  
**N O N E**

Schedule P - Part 5H - Other Liability - Claims-Made - Section 1B

**N O N E**

Schedule P - Part 5H - Other Liability - Claims-Made - Section 2B

**N O N E**

Schedule P - Part 5H - Other Liability - Claims-Made - Section 3B

**N O N E**

Schedule P - Part 5R - Products Liability - Occurrence - Section 1A

**N O N E**

Schedule P - Part 5R - Products Liability - Occurrence - Section 2A

**N O N E**

Schedule P - Part 5R - Products Liability - Occurrence - Section 3A

**N O N E**

Schedule P - Part 5R - Products Liability - Claims-Made - Section 1B

**N O N E**

Schedule P - Part 5R - Products Liability - Claims-Made - Section 2B

**N O N E**

Schedule P - Part 5R - Products Liability - Claims-Made - Section 3B

**N O N E**

Schedule P - Part 5T - Warranty - Section 1

**N O N E**

Schedule P - Part 5T - Warranty - Section 2

**N O N E**

Schedule P - Part 5T - Warranty - Section 3

**N O N E**

Schedule P - Part 6C - Commercial Auto/Truck Liability/Medical - Section 1

**N O N E**

Schedule P - Part 6C - Commercial Auto/Truck Liability/Medical - Section 2

**N O N E**



Schedule P-Part 6D-Workers' Compensation (Excluding Excess Workers' Compensation)-Section 1  
**N O N E**

Schedule P-Part 6D-Workers' Compensation (Excluding Excess Workers' Compensation)-Section 2  
**N O N E**

Schedule P - Part 6E - Commercial Multiple Peril - Section 1  
**N O N E**

Schedule P - Part 6E - Commercial Multiple Peril - Section 2  
**N O N E**

Schedule P - Part 6H - Other Liability - Occurrence - Section 1A  
**N O N E**

Schedule P - Part 6H - Other Liability - Occurrence - Section 2A  
**N O N E**

Schedule P - Part 6H - Other Liability - Claims-Made - Section 1B  
**N O N E**

Schedule P - Part 6H - Other Liability - Claims-Made - Section 2B  
**N O N E**

Schedule P - Part 6M - International - Section 1  
**N O N E**

Schedule P - Part 6M - International - Section 2  
**N O N E**

Schedule P - Part 6N- Reinsurance A - Nonproportional Assumed Property - Section 1  
**N O N E**

Schedule P - Part 6N- Reinsurance A - Nonproportional Assumed Property - Section 2  
**N O N E**

Schedule P - Part 6O - Reinsurance B - Nonproportional Liability - Section 1  
**N O N E**

Schedule P - Part 6O - Reinsurance B - Nonproportional Assumed Liability - Section 2  
**N O N E**

Schedule P - Part 6R - Products Liability - Occurrence - Section 1A

**N O N E**

Schedule P - Part 6R - Products Liability - Occurrence - Section 2A

**N O N E**

Schedule P - Part 6R - Products Liability - Claims-Made - Section 1B

**N O N E**

Schedule P - Part 6R - Products Liability - Claims-Made - Section 2B

**N O N E**

Schedule P - Part 7A - Section 1 - Primary Loss Sensitive Contracts

**N O N E**

Schedule P - Part 7A - Section 2 - Primary Loss Sensitive Contracts

**N O N E**

Schedule P - Part 7A - Section 3 - Primary Loss Sensitive Contracts

**N O N E**

Schedule P - Part 7A - Section 4 - Primary Loss Sensitive Contracts

**N O N E**

Schedule P - Part 7A - Section 5 - Primary Loss Sensitive Contracts

**N O N E**

Schedule P - Part 7B - Section 1 - Reinsurance Loss Sensitive Contracts

**N O N E**

Schedule P - Part 7B - Section 2 - Reinsurance Loss Sensitive Contracts

**N O N E**

Schedule P - Part 7B - Section 3 - Reinsurance Loss Sensitive Contracts

**N O N E**

Schedule P - Part 7B - Section 4 - Reinsurance Loss Sensitive Contracts

**N O N E**

Schedule P - Part 7B - Section 5 - Reinsurance Loss Sensitive Contracts

**N O N E**

Schedule P - Part 7B - Section 6 - Reinsurance Loss Sensitive Contracts

**N O N E**

Schedule P - Part 7B - Section 7 - Reinsurance Loss Sensitive Contracts

**N O N E**

ANNUAL STATEMENT FOR THE YEAR 2023 OF THE STATE AUTOMOBILE MUTUAL INSURANCE COMPANY

SCHEDULE P INTERROGATORIES

1. The following questions relate to yet-to-be-issued Extended Reporting Endorsements (EREs) arising from Death, Disability, or Retirement (DDR) provisions in Medical Professional Liability Claims Made insurance policies. EREs provided for reasons other than DDR are not to be included.
- 1.1 Does the company issue Medical Professional Liability Claims Made insurance policies that provide tail (also known as an extended reporting endorsement, or “ERE”) benefits in the event of Death, Disability, or Retirement (DDR) at a reduced charge or at no additional cost? ..... Yes [   ] No [ X ]  
If the answer to question 1.1 is “no”, leave the following questions blank. If the answer to question 1.1 is “yes”, please answer the following questions:
- 1.2 What is the total amount of the reserve for that provision (DDR Reserve), as reported, explicitly or not, elsewhere in this statement (in dollars)? .....\$ .....0
- 1.3 Does the company report any DDR reserve as Unearned Premium Reserve per SSAP #65? ..... Yes [   ] No [ X ]
- 1.4 Does the company report any DDR reserve as loss or loss adjustment expense reserve? ..... Yes [   ] No [ X ]
- 1.5 If the company reports DDR reserve as Unearned Premium Reserve, does that amount match the figure on the Underwriting and Investment Exhibit, Part 1A - Recapitulation of all Premiums (Page 7) Column 2, Lines 11.1 plus 11.2? ..... Yes [   ] No [   ] N/A [ X ]
- 1.6 If the company reports DDR reserve as loss or loss adjustment expense reserve, please complete the following table corresponding to where these reserves are reported in Schedule P:

Years in Which Premiums Were Earned and Losses Were Incurred		DDR Reserve Included in Schedule P, Part 1F, Medical Professional Liability Column 24: Total Net Losses and Expenses Unpaid	
		1 Section 1: Occurrence	2 Section 2: Claims-Made
1.601	Prior .....	0	0
1.602	2014 .....	0	0
1.603	2015 .....	0	0
1.604	2016 .....	0	0
1.605	2017 .....	0	0
1.606	2018 .....	0	0
1.607	2019 .....	0	0
1.608	2020.....	0	0
1.609	2021.....	0	0
1.610	2022.....	0	0
1.611	2023.....	0	0
1.612	Totals	0	0

2. The definition of allocated loss adjustment expenses (ALAE) and, therefore, unallocated loss adjustment expenses (ULAE) was changed effective January 1, 1998. This change in definition applies to both paid and unpaid expenses. Are these expenses (now reported as “Defense and Cost Containment” and “Adjusting and Other” ) reported in compliance with these definitions in this statement? ..... Yes [ X ] No [   ]
3. The Adjusting and Other expense payments and reserves should be allocated to the years in which the losses were incurred based on the number of claims reported, closed and outstanding in those years. When allocating Adjusting and Other expense between companies in a group or a pool, the Adjusting and Other expense should be allocated in the same percentage used for the loss amounts and the claim counts. For reinsurers, Adjusting and Other expense assumed should be reported according to the reinsurance contract. For Adjusting and Other expense incurred by reinsurers, or in those situations where suitable claim count information is not available, Adjusting and Other expense should be allocated by a reasonable method determined by the company and described in Interrogatory 7, below. Are they so reported in this Statement? ..... Yes [ X ] No [   ]
4. Do any lines in Schedule P include reserves that are reported gross of any discount to present value of future payments, and that are reported net of such discounts on Page 10? ..... Yes [   ] No [ X ]  
  
If yes, proper disclosure must be made in the Notes to Financial Statements, as specified in the Instructions. Also, the discounts must be reported in Schedule P - Part 1, Columns 32 and 33. Schedule P must be completed gross of non-tabular discounting. Work papers relating to discount calculations must be available for examination upon request.  
Discounting is allowed only if expressly permitted by the state insurance department to which this Annual Statement is being filed.
5. What were the net premiums in force at the end of the year for:  
(in thousands of dollars)

5.1 Fidelity .....0

5.2 Surety .....0
6. Claim count information is reported per claim or per claimant (Indicate which) .....per claimant.....  
If not the same in all years, explain in Interrogatory 7.
- 7.1 The information provided in Schedule P will be used by many persons to estimate the adequacy of the current loss and expense reserves, among other things. Are there any especially significant events, coverage, retention or accounting changes that have occurred that must be considered when making such analyses? ..... Yes [ X ] No [   ]
- 7.2 (An extended statement may be attached.)  
The Company previously participated in the State Auto intercompany pooling agreement which was commuted effective April 1, 2022. Also, effective April 1, 2022, and immediately after the commutation of the State Auto pooling agreement, the existing Liberty Mutual Second Amended and Restated Intercompany Reinsurance Agreement was amended to add the Company as a party of the agreement. The Company’s participation percentage in the Liberty Mutual agreement is 0.0%. .....

SCHEDULE T - PART 2  
INTERSTATE COMPACT - EXHIBIT OF PREMIUMS WRITTEN

Allocated by States and Territories

			Direct Business Only				
			1	2	3	4	6
States, Etc.			Life (Group and Individual)	Annuities (Group and Individual)	Disability Income (Group and Individual)	Long-Term Care (Group and Individual)	Totals
1.	Alabama .....	AL	0	0	0	0	0
2.	Alaska .....	AK	0	0	0	0	0
3.	Arizona .....	AZ	0	0	0	0	0
4.	Arkansas .....	AR	0	0	0	0	0
5.	California .....	CA	0	0	0	0	0
6.	Colorado .....	CO	0	0	0	0	0
7.	Connecticut .....	CT	0	0	0	0	0
8.	Delaware .....	DE	0	0	0	0	0
9.	District of Columbia .....	DC	0	0	0	0	0
10.	Florida .....	FL	0	0	0	0	0
11.	Georgia .....	GA	0	0	0	0	0
12.	Hawaii .....	HI	0	0	0	0	0
13.	Idaho .....	ID	0	0	0	0	0
14.	Illinois .....	IL	0	0	0	0	0
15.	Indiana .....	IN	0	0	0	0	0
16.	Iowa .....	IA	0	0	0	0	0
17.	Kansas .....	KS	0	0	0	0	0
18.	Kentucky .....	KY	0	0	182	0	182
19.	Louisiana .....	LA	0	0	0	0	0
20.	Maine .....	ME	0	0	0	0	0
21.	Maryland .....	MD	0	0	0	0	0
22.	Massachusetts .....	MA	0	0	0	0	0
23.	Michigan .....	MI	0	0	0	0	0
24.	Minnesota .....	MN	0	0	0	0	0
25.	Mississippi .....	MS	0	0	0	0	0
26.	Missouri .....	MO	0	0	0	0	0
27.	Montana .....	MT	0	0	0	0	0
28.	Nebraska .....	NE	0	0	0	0	0
29.	Nevada .....	NV	0	0	0	0	0
30.	New Hampshire .....	NH	0	0	0	0	0
31.	New Jersey .....	NJ	0	0	0	0	0
32.	New Mexico .....	NM	0	0	0	0	0
33.	New York .....	NY	0	0	0	0	0
34.	North Carolina .....	NC	0	0	0	0	0
35.	North Dakota .....	ND	0	0	0	0	0
36.	Ohio .....	OH	0	0	0	0	0
37.	Oklahoma .....	OK	0	0	0	0	0
38.	Oregon .....	OR	0	0	0	0	0
39.	Pennsylvania .....	PA	0	0	0	0	0
40.	Rhode Island .....	RI	0	0	0	0	0
41.	South Carolina .....	SC	0	0	0	0	0
42.	South Dakota .....	SD	0	0	0	0	0
43.	Tennessee .....	TN	0	0	0	0	0
44.	Texas .....	TX	0	0	0	0	0
45.	Utah .....	UT	0	0	0	0	0
46.	Vermont .....	VT	0	0	0	0	0
47.	Virginia .....	VA	0	0	0	0	0
48.	Washington .....	WA	0	0	0	0	0
49.	West Virginia .....	WV	0	0	0	0	0
50.	Wisconsin .....	WI	0	0	0	0	0
51.	Wyoming .....	WY	0	0	0	0	0
52.	American Samoa .....	AS	0	0	0	0	0
53.	Guam .....	GU	0	0	0	0	0
54.	Puerto Rico .....	PR	0	0	0	0	0
55.	U.S. Virgin Islands .....	VI	0	0	0	0	0
56.	Northern Mariana Islands .....	MP	0	0	0	0	0
57.	Canada .....	CAN	0	0	0	0	0
58.	Aggregate Other Alien .....	OT	0	0	0	0	0
59.	Total		0	0	182	0	182

ANNUAL STATEMENT FOR THE YEAR 2023 OF THE STATE AUTOMOBILE MUTUAL INSURANCE COMPANY

SCHEDULE Y

PART 1A - DETAIL OF INSURANCE HOLDING COMPANY SYSTEM

1	2	3	4	5	6	7	8	9	10	11	12	13	14	15	16
Group Code	Group Name	NAIC Company Code	ID Number	Federal RSSD	CIK	Name of Securities Exchange if Publicly Traded (U.S. or International)	Names of Parent, Subsidiaries Or Affiliates	Domi-ciliary Location	Relation-ship to Reporting Entity	Directly Controlled by (Name of Entity/Person)	Type of Control (Ownership, Board, Management, Attorney-in-Fact, Influence, Other)	If Control is Ownership Provide Percen-tage	Ultimate Controlling Entity(ies)/Person(s)	Is an SCA Filing Re-quired? (Yes/No)	*
		00000 .....	82-0780389 .....				150-180 Baytech Drive CA Owner LLC .....	..DE.....	..NIA.....	DGLM Portfolio LLC .....	Ownership, Board, Management .....	100.000 ...	Liberty Mutual Holding Company Inc. ...	....NO.....	.....
		00000 .....	82-0728126 .....				1620 L Street DC Owner LLC .....	..DE.....	..NIA.....	DGLM Portfolio LLC .....	Ownership, Board, Management .....	100.000 ...	Liberty Mutual Holding Company Inc. ...	....NO.....	.....
		00000 .....	82-0833008 .....				2004 SW Jefferson Street OR Owner LLC .....	..DE.....	..NIA.....	Partnership .....	Ownership, Board, Management .....	100.000 ...	Liberty Mutual Holding Company Inc. ...	....NO.....	.....
		00000 .....	82-0792679 .....				255 Caspian Drive CA Owner LLC .....	..DE.....	..NIA.....	DGLM Portfolio LLC .....	Ownership, Board, Management .....	100.000 ...	Liberty Mutual Holding Company Inc. ...	....NO.....	.....
		00000 .....	82-0754405 .....				2600 North First Street CA Owner LLC .....	..DE.....	..NIA.....	DGLM Portfolio LLC .....	Ownership, Board, Management .....	100.000 ...	Liberty Mutual Holding Company Inc. ...	....NO.....	.....
		00000 .....	31-1579525 .....				518 Property Management and Leasing, LLC ....	..OH.....	..NIA.....	State Auto Property & Casualty Insurance Company .....	Ownership, Board, and Management .....	15.000 ...	Liberty Mutual Holding Company Inc. ...	....NO.....	.....
		00000 .....	31-1579525 .....				518 Property Management and Leasing, LLC ....	..OH.....	..NIA.....	Stateco Financial Services, Inc. ....	Ownership, Board, and Management .....	85.000 ...	Liberty Mutual Holding Company Inc. ...	....NO.....	.....
		00000 .....	93-1200659 .....				600 Holladay Limited Partnership .....	..OR.....	..DS.....	Liberty Northwest Insurance Corporation ...	Ownership.....	51.000 ...	Liberty Mutual Holding Company Inc. ...	....NO.....	.....
		00000 .....	82-0739725 .....				75 East Trimble CA Owner LLC .....	..DE.....	..NIA.....	DGLM Portfolio LLC .....	Ownership, Board, Management .....	100.000 ...	Liberty Mutual Holding Company Inc. ...	....NO.....	.....
		00000 .....	86-1284407 .....				9Yards Opportunities D LP .....	..DE.....	..NIA.....	Liberty Mutual Investment Holdings LLC ....	Ownership.....	100.000 ...	Liberty Mutual Holding Company Inc. ...	....NO.....	.....
		00000 .....	86-1284407 .....				9Yards Opportunities E LP .....	..DE.....	..NIA.....	Liberty Mutual Investment Holdings LLC ....	Ownership.....	100.000 ...	Liberty Mutual Holding Company Inc. ...	....NO.....	.....
		00000 .....	86-2021706 .....				9Yards Opportunities F LP .....	..DE.....	..NIA.....	Liberty Mutual Investment Holdings LLC ....	Ownership.....	100.000 ...	Liberty Mutual Holding Company Inc. ...	....NO.....	.....
		00000 .....	86-2021706 .....				Agentech Chongqing Company Limited .....	..CHN.....	..NIA.....	Summit Asia Investments Holdings Pte.Ltd. ....	Ownership.....	100.000 ...	Liberty Mutual Holding Company Inc. ...	....NO.....	.....
.0111	Liberty Mutual Insurance Company and its Affiliated Insurers .....	12696 .....	58-0953149 .....				America First Insurance Company .....	..NH.....	..DS.....	Peerless Insurance Company .....	Ownership, Board and Management .....	100.000 ...	Liberty Mutual Holding Company Inc. ...	....NO.....	.....
.0111	Liberty Mutual Insurance Company and its Affiliated Insurers .....	11526 .....	74-3038540 .....				America First Lloyd's Insurance Company .....	..TX.....	..DS.....	Gulf States AIF, Inc. ....	Management and Attorney-in-Fact .....	0.000 ...	Liberty Mutual Holding Company Inc. ...	....NO.....	.....
.0111	Liberty Mutual Insurance Company and its Affiliated Insurers .....	45934 .....	41-1719183 .....				American Compensation Insurance Company .....	..MN.....	..IA.....	RTW, Inc. ....	Ownership, Board and Management .....	100.000 ...	Liberty Mutual Holding Company Inc. ...	....NO.....	.....
.0111	Liberty Mutual Insurance Company and its Affiliated Insurers .....	19690 .....	35-1044900 .....				American Economy Insurance Company .....	..IN.....	..DS.....	Safeco Corporation .....	Ownership, Board and Management .....	100.000 ...	Liberty Mutual Holding Company Inc. ...	....NO.....	.....
.0111	Liberty Mutual Insurance Company and its Affiliated Insurers .....	24066 .....	59-0141790 .....				American Fire and Casualty Company .....	..NH.....	..DS.....	The Ohio Casualty Insurance Company .....	Ownership, Board and Management .....	100.000 ...	Liberty Mutual Holding Company Inc. ...	....NO.....	.....
.0111	Liberty Mutual Insurance Company and its Affiliated Insurers .....	19704 .....	35-0145400 .....				American States Insurance Company .....	..IN.....	..DS.....	Safeco Corporation .....	Ownership, Board and Management .....	100.000 ...	Liberty Mutual Holding Company Inc. ...	....NO.....	.....
.0111	Liberty Mutual Insurance Company and its Affiliated Insurers .....	19712 .....	75-6005586 .....				American States Insurance Company of Texas ..	..TX.....	..DS.....	American Economy Insurance Company .....	Ownership, Board and Management .....	100.000 ...	Liberty Mutual Holding Company Inc. ...	....NO.....	.....
.0111	Liberty Mutual Insurance Company and its Affiliated Insurers .....	31933 .....	75-6220479 .....				American States Lloyds Insurance Company ....	..TX.....	..DS.....	General America Corporation of Texas .....	Management and Attorney-in-Fact .....	0.000 ...	Liberty Mutual Holding Company Inc. ...	....NO.....	.....
.0111	Liberty Mutual Insurance Company and its Affiliated Insurers .....	37214 .....	35-1466792 .....				American States Preferred Insurance Company ..	..IN.....	..DS.....	Safeco Corporation .....	Ownership, Board and Management .....	100.000 ...	Liberty Mutual Holding Company Inc. ...	....NO.....	.....
		00000 .....	98-0405213 .....				Arlington Insurance Company Ltd. ....	..BMU.....	..DS.....	Liberty Mutual Holdings (Bermuda) Ltd ....	Ownership, Board and Management .....	100.000 ...	Liberty Mutual Holding Company Inc. ...	....NO.....	.....
		00000 .....	31-1631361 .....				Avomark Insurance Agency, LLC .....	..OH.....	..DS.....	The Ohio Casualty Insurance Company .....	Ownership, Board and Management .....	100.000 ...	Liberty Mutual Holding Company Inc. ...	....NO.....	.....
		00000 .....	98-0475108 .....				BARCO Assignments Ltd. ....	..BRB.....	..DS.....	Liberty Mutual Group Inc. ....	Ownership.....	100.000 ...	Liberty Mutual Holding Company Inc. ...	....NO.....	.....
		00000 .....	74-2946138 .....				Berkeley Management Corporation .....	..TX.....	..DS.....	Liberty Mutual Insurance Company .....	Ownership, Board and Management .....	100.000 ...	Liberty Mutual Holding Company Inc. ...	....YES.....	.....
		00000 .....	27-0547748 .....				Berkeley/Columbus II LLC .....	..DE.....	..DS.....	Berkeley/Columbus III LLC .....	Ownership, Board and Management .....	100.000 ...	Liberty Mutual Holding Company Inc. ...	....NO.....	.....
		00000 .....	27-0547665 .....				Berkeley/Columbus III LLC .....	..DE.....	..DS.....	Liberty Mutual Insurance Company .....	Ownership, Board and Management .....	100.000 ...	Liberty Mutual Holding Company Inc. ...	....NO.....	.....
		00000 .....	27-0547878 .....				Berkeley/Columbus Real Estate LLC .....	..DE.....	..DS.....	Berkeley/Columbus II LLC .....	Ownership, Board and Management .....	100.000 ...	Liberty Mutual Holding Company Inc. ...	....NO.....	.....
		00000 .....	27-0926872 .....				Berkeley/St. James II LLC .....	..DE.....	..NIA.....	Liberty Mutual Group Inc. ....	Ownership, Board and Management .....	100.000 ...	Liberty Mutual Holding Company Inc. ...	....NO.....	.....
		00000 .....	27-0926993 .....				Berkeley/St. James Real Estate LLC .....	..DE.....	..NIA.....	Berkeley/St. James II LLC .....	Ownership, Board and Management .....	100.000 ...	Liberty Mutual Holding Company Inc. ...	....NO.....	.....
.0111	Liberty Mutual Insurance Company and its Affiliated Insurers .....	12311 .....	41-1988144 .....				Bloomington Compensation Insurance Company ..	..MN.....	..IA.....	American Compensation Insurance Company ..	Ownership, Board and Management .....	100.000 ...	Liberty Mutual Holding Company Inc. ...	....NO.....	.....
		00000 .....	52-2282902 .....				Brooke Drilling, LLC .....	..DE.....	..DS.....	Liberty Energy Holdings, LLC .....	Ownership, Board and Management .....	100.000 ...	Liberty Mutual Holding Company Inc. ...	....NO.....	.....
		00000 .....	52-2282902 .....				Camcor Oil Sands Fund 2, L.P. ....	..GBR.....	..DS.....	Liberty Energy Canada, Inc. ....	Ownership.....	99.900 ...	Liberty Mutual Holding Company Inc. ...	....NO.....	.....
.0111	Liberty Mutual Insurance Company and its Affiliated Insurers .....	41785 .....	84-0856682 .....				Colorado Casualty Insurance Company .....	..NH.....	..DS.....	Peerless Insurance Company .....	Ownership, Board and Management .....	100.000 ...	Liberty Mutual Holding Company Inc. ...	....NO.....	.....
		00000 .....	87-3584108 .....				Comparion Insurance Agency, LLC .....	..DE.....	..IA.....	Liberty Corporate Services LLC .....	Ownership, Board and Management .....	100.000 ...	Liberty Mutual Holding Company Inc. ...	....NO.....	.....
.0111	Liberty Mutual Insurance Company and its Affiliated Insurers .....	22640 .....	35-6018566 .....				Consolidated Insurance Company .....	..IN.....	..DS.....	Indiana Insurance Company .....	Ownership, Board and Management .....	100.000 ...	Liberty Mutual Holding Company Inc. ...	....NO.....	.....

ANNUAL STATEMENT FOR THE YEAR 2023 OF THE STATE AUTOMOBILE MUTUAL INSURANCE COMPANY

SCHEDULE Y

PART 1A - DETAIL OF INSURANCE HOLDING COMPANY SYSTEM

1	2	3	4	5	6	7	8	9	10	11	12	13	14	15	16
Group Code	Group Name	NAIC Company Code	ID Number	Federal RSSD	CIK	Name of Securities Exchange if Publicly Traded (U.S. or International)	Names of Parent, Subsidiaries Or Affiliates	Domi-ciliary Location	Relation-ship to Reporting Entity	Directly Controlled by (Name of Entity/Person)	Type of Control (Ownership, Board, Management, Attorney-in-Fact, Influence, Other)	If Control is Ownership Provide Percen-tage	Ultimate Controlling Entity(ies)/Person(s)	Is an SCA Filing Re-quired? (Yes/No)	*
		00000					Contumil S.A.	URY	NIA	LMAT Natural Resources International S.L.	Ownership	99.990	Liberty Mutual Holding Company Inc.	NO	
		00000					Contumil S.A.	URY	NIA	LMAT Arbol Holdings LLC	Ownership	0.010	Liberty Mutual Holding Company Inc.	NO	
		00000	87-3132837				Copper Giants LLC	DE	NIA	Liberty Corporate Services LLC	Ownership	100.000	Liberty Mutual Holding Company Inc.	NO	
		00000	82-0818970				DCLM Portfolio LLC	DE	NIA	St. James/Arlington Real Estate Limited Partnership	Ownership, Board and Management	100.000	Liberty Mutual Holding Company Inc.	NO	
		00000	88-1284114				Definition Opportunity IB LP	DE	NIA	Liberty Mutual Investment Holdings LLC	Ownership	99.010	Liberty Mutual Holding Company Inc.	NO	
		00000	87-3765986				Delivery Network Company Risk Purchasing Group NFP, Inc.	IL	NIA	Not Applicable	Board and Management	0.000	Liberty Mutual Holding Company Inc.	NO	
		00000	02-0424648				Diversified Settlements, Inc.	NH	DS	Liberty Mutual Agency Corporation	Ownership, Board and Management	100.000	Liberty Mutual Holding Company Inc.	NO	
		00000	75-6015185				Eagle Development Corporation	TX	NIA	State Auto Holdings, Inc.	Ownership, Board and Management	100.000	Liberty Mutual Holding Company Inc.	NO	
		00000	91-2077896				Emerald City Insurance Agency, Inc.	WA	DS	Safeco Insurance Company of America	Ownership, Board and Management	100.000	Liberty Mutual Holding Company Inc.	YES	
		00000					Emerald Topco LP	DE	NIA	Liberty Mutual Insurance Company	Ownership	40.000	Liberty Mutual Holding Company Inc.	NO	
		00000					Emerald Topco LP	DE	NIA	Peerless Insurance Company	Ownership	20.000	Liberty Mutual Holding Company Inc.	NO	
		00000					Emerald Topco LP	DE	NIA	Employers Insurance Company of Wausau	Ownership	10.000	Liberty Mutual Holding Company Inc.	NO	
		00000					Emerald Topco LP	DE	NIA	Liberty Mutual Fire Insurance Company	Ownership	10.000	Liberty Mutual Holding Company Inc.	NO	
		00000					Emerald Topco LP	DE	NIA	The Ohio Casualty Insurance Company	Ownership	10.000	Liberty Mutual Holding Company Inc.	NO	
		00000					Emerald Topco LP	DE	NIA	Safeco Insurance Company of America	Ownership	10.000	Liberty Mutual Holding Company Inc.	NO	
.0111	Liberty Mutual Insurance Company and its Affiliated Insurers	21458	39-0264050				Employers Insurance Company of Wausau	WI	IA	Liberty Mutual Group Inc.	Ownership, Board and Management	100.000	Liberty Mutual Holding Company Inc.	NO	
.0111	Liberty Mutual Insurance Company and its Affiliated Insurers	11045	15-0302550				Excelsior Insurance Company	NH	DS	Peerless Insurance Company	Ownership, Board and Management	100.000	Liberty Mutual Holding Company Inc.	NO	
		00000	41-2043790				Excess Risk Reinsurance, Inc.	MS	DS	Ironshore Insurance Services LLC	Ownership	100.000	Liberty Mutual Holding Company Inc.	NO	
		00000	91-0935373				F.B. Beattie & Co., Inc.	WA	DS	General America Corporation	Ownership, Board and Management	100.000	Liberty Mutual Holding Company Inc.	NO	
		00000	57-0468570				Facilitators, Inc.	SC	IA	State Automobile Mutual Insurance Company	Ownership, Board and Management	100.000	Liberty Mutual Holding Company Inc.	NO	
.0111	Liberty Mutual Insurance Company and its Affiliated Insurers	24724	91-0742144				First National Insurance Company of America	NH	DS	Safeco Insurance Company of Illinois	Ownership, Board and Management	100.000	Liberty Mutual Holding Company Inc.	NO	
		00000	61-1265363				First State Agency, Inc.	KY	DS	Liberty-USA Corporation	Ownership, Board and Management	100.000	Liberty Mutual Holding Company Inc.	NO	
		00000					Floresta Brasil Holdings Ltda.	BRA	NIA	LMAT Natural Resources International, S.L.	Ownership	48.000	Liberty Mutual Holding Company Inc.	NO	
		00000					Floresta Brasil Holdings Ltda.	BRA	NIA	LMAT Arbol Holdings LLC	Ownership	1.000	Liberty Mutual Holding Company Inc.	NO	
		00000	82-4360376				Four Palms Vineyards LLC	DE	NIA	PAGUS Holdings LLC	Ownership	100.000	Liberty Mutual Holding Company Inc.	NO	
		00000	91-0833287				General America Corporation	WA	DS	Safeco Corporation	Ownership, Board and Management	100.000	Liberty Mutual Holding Company Inc.	NO	
		00000	91-1216820				General America Corporation of Texas	TX	DS	General America Corporation	Ownership, Board and Management	100.000	Liberty Mutual Holding Company Inc.	NO	
.0111	Liberty Mutual Insurance Company and its Affiliated Insurers	24732	91-0231910				General Insurance Company of America	NH	DS	Safeco Corporation	Ownership, Board and Management	100.000	Liberty Mutual Holding Company Inc.	NO	
		00000	32-0380114				Georgia Tax Credit Fund-LM, L.P.	GA	DS	Liberty Mutual Fire Insurance Company	Ownership	99.990	Liberty Mutual Holding Company Inc.	NO	
.0111	Liberty Mutual Insurance Company and its Affiliated Insurers	10836	33-0763205				Golden Eagle Insurance Corporation	NH	DS	Peerless Insurance Company	Ownership, Board and Management	100.000	Liberty Mutual Holding Company Inc.	NO	
		00000	35-2182093				Gulf States AIF, Inc.	TX	DS	Liberty Mutual Agency Corporation	Ownership, Board and Management	100.000	Liberty Mutual Holding Company Inc.	NO	
.0111	Liberty Mutual Insurance Company and its Affiliated Insurers	36919	39-1321384				Hawkeye-Security Insurance Company	WI	DS	Peerless Insurance Company	Ownership, Board and Management	100.000	Liberty Mutual Holding Company Inc.	NO	
		00000	04-2433707				Helmsman Insurance Agency LLC	MA	IA	Liberty Corporate Services LLC	Ownership, Board and Management	100.000	Liberty Mutual Holding Company Inc.	NO	
		00000					Helmsman Management Services Canada Inc.	GBR	NIA	Helmsman Management Services LLC	Ownership, Board and Management	100.000	Liberty Mutual Holding Company Inc.	NO	
		00000	04-2791584				Helmsman Management Services LLC	MA	NIA	Liberty Corporate Services LLC	Ownership, Board and Management	100.000	Liberty Mutual Holding Company Inc.	NO	
		00000					Hughes Insurance Services Limited	GBR	DS	Liberty UK and Europe Holdings Limited	Ownership, Board and Management	100.000	Liberty Mutual Holding Company Inc.	NO	
		00000	93-2055387				Idear Borrower LLC	DE	NIA	Idear Topco LLC	Ownership, Management	100.000	Liberty Mutual Holding Company Inc.	NO	
		00000	93-2040588				Idear Topco LLC	DE	NIA	Liberty Mutual Insurance Company	Ownership, Management	40.000	Liberty Mutual Holding Company Inc.	NO	
		00000	93-2040588				Idear Topco LLC	DE	NIA	Peerless Insurance Company	Ownership, Management	40.000	Liberty Mutual Holding Company Inc.	NO	
		00000	93-2040588				Idear Topco LLC	DE	NIA	Safeco Insurance Company of America	Ownership, Management	10.000	Liberty Mutual Holding Company Inc.	NO	
		00000	93-2040588				Idear Topco LLC	DE	NIA	The Ohio Casualty Insurance Company	Ownership, Management	10.000	Liberty Mutual Holding Company Inc.	NO	

ANNUAL STATEMENT FOR THE YEAR 2023 OF THE STATE AUTOMOBILE MUTUAL INSURANCE COMPANY

SCHEDULE Y

PART 1A - DETAIL OF INSURANCE HOLDING COMPANY SYSTEM

1	2	3	4	5	6	7	8	9	10	11	12	13	14	15	16
Group Code	Group Name	NAIC Company Code	ID Number	Federal RSSD	CIK	Name of Securities Exchange if Publicly Traded (U.S. or International)	Names of Parent, Subsidiaries Or Affiliates	Domi-ciliary Location	Relation-ship to Reporting Entity	Directly Controlled by (Name of Entity/Person)	Type of Control (Ownership, Board, Management, Attorney-in-Fact, Influence, Other)	If Control is Owner-ship Provide Percen-tage	Ultimate Controlling Entity(ies)/Person(s)	Is an SCA Filing Re-quired? (Yes/No)	*
		00000					Idear Underlying Trust	DE	NIA	Idear Borrower LLC	Ownership	100.000	Liberty Mutual Holding Company Inc.	NO	
.0111	Liberty Mutual Insurance Company and its Affiliated Insurers	22659	35-0410010				Indiana Insurance Company	IN	DS	Liberty Mutual Agency Corporation	Ownership, Board and Management	100.000	Liberty Mutual Holding Company Inc.	NO	
.0111	Liberty Mutual Insurance Company and its Affiliated Insurers	26700	36-2690333				Insurance Company of Illinois	IL	IA	Liberty Mutual Insurance Company	Ownership, Board and Management	100.000	Liberty Mutual Holding Company Inc.	NO	
		00000					Ironshore Agency Ltd.	GBR	DS	Ironshore International Ltd.	Ownership	100.000	Liberty Mutual Holding Company Inc.	NO	
		00000					Ironshore Canada Ltd.	CAN	DS	Ironshore International Ltd.	Ownership	100.000	Liberty Mutual Holding Company Inc.	NO	
		00000					Ironshore CC (Two) Ltd.	GBR	DS	Ironshore International Ltd.	Ownership	100.000	Liberty Mutual Holding Company Inc.	NO	
		00000	26-0748152				Ironshore Claims LLC	NY	DS	Ironshore Insurance Services LLC	Ownership	100.000	Liberty Mutual Holding Company Inc.	NO	
		00000	20-8964631				Ironshore Holdings (US) Inc.	DE	DS	Liberty Mutual Insurance Company	Ownership	100.000	Liberty Mutual Holding Company Inc.	YES	
		00000	98-0579286				Ironshore Inc.	CYM	DS	Liberty Mutual Insurance Company	Ownership	100.000	Liberty Mutual Holding Company Inc.	YES	
.0111	Liberty Mutual Insurance Company and its Affiliated Insurers	23647	41-0121640				Ironshore Indemnity Inc.	IL	DS	Ironshore Holdings (US) Inc.	Ownership	100.000	Liberty Mutual Holding Company Inc.	NO	
		00000	26-0542654				Ironshore Insurance Services LLC	NY	DS	Ironshore Holdings (US) Inc.	Ownership	100.000	Liberty Mutual Holding Company Inc.	NO	
		00000					Ironshore International Ltd	GBR	DS	Ironshore Inc.	Ownership	100.000	Liberty Mutual Holding Company Inc.	NO	
		00000					Ironshore Investment BL I Ltd.	BMU	DS	Ironshore Investment Holdings Ltd.	Ownership	100.000	Liberty Mutual Holding Company Inc.	NO	
		00000					Ironshore Investment Holdings Ltd.	BMU	DS	Ironshore Insurance Ltd.	Ownership	100.000	Liberty Mutual Holding Company Inc.	NO	
		00000					Ironshore Investment RL I Ltd.	BMU	DS	Ironshore Investment Holdings Ltd.	Ownership	100.000	Liberty Mutual Holding Company Inc.	NO	
		00000	26-3835731				Ironshore Management Inc.	DE	DS	Ironshore Holdings (US) Inc.	Ownership	100.000	Liberty Mutual Holding Company Inc.	NO	
		00000	26-0412876				Ironshore Services Inc.	DE	DS	Ironshore Inc.	Ownership	100.000	Liberty Mutual Holding Company Inc.	NO	
.0111	Liberty Mutual Insurance Company and its Affiliated Insurers	25445	94-1264187				Ironshore Specialty Insurance Company	AZ	DS	Ironshore Holdings (US) Inc.	Ownership	100.000	Liberty Mutual Holding Company Inc.	NO	
		00000	46-2678004				Ironshore Surety Holdings Inc.	DE	DS	Ironshore Inc.	Ownership	100.000	Liberty Mutual Holding Company Inc.	NO	
		00000	81-3584727				Kalgan LLC	DE	NIA	Solaria Labs LLC	Ownership, Board and Management	100.000	Liberty Mutual Holding Company Inc.	NO	
		00000	04-3545984				Kellen Holdings, LLC	DE	DS	Liberty Energy Holdings, LLC	Ownership, Board and Management	100.000	Liberty Mutual Holding Company Inc.	NO	
		00000	77-0682632				Keter Consulting LLC	DE	NIA	Helmsman Management Services LLC	Ownership, Board and Management	100.000	Liberty Mutual Holding Company Inc.	NO	
		00000					Kritaya Tun Company Limited	THA	DS	Liberty International Asia Pacific Holdings LLC	Influence	48.990	Liberty Mutual Holding Company Inc.	NO	
		00000					La Libertad Compania de Inversiones y Servicios S.A.S.	COL	DS	Liberty Seguros S.A.	Ownership, Board and Management	65.770	Liberty Mutual Holding Company Inc.	NO	
		00000					La Libertad Compania de Inversiones y Servicios S.A.S.	COL	DS	Li (Colombia) Holdings Ltd.	Ownership, Board and Management	34.220	Liberty Mutual Holding Company Inc.	NO	
		00000	98-0158209				LEXCO Limited	BMU	DS	Liberty Mutual Captive Holdings LLC	Ownership, Board and Management	100.000	Liberty Mutual Holding Company Inc.	NO	
		00000	98-0470067				LI (Colombia) Holdings Ltd.	BMU	DS	Liberty International Latin America Holdings, LLC	Ownership, Board and Management	100.000	Liberty Mutual Holding Company Inc.	NO	
		00000					Liberty Brasil Investimentos e Participacoes Ltda.	BRA	DS	Liberty Mutual Insurance Company	Ownership, Board and Management	99.990	Liberty Mutual Holding Company Inc.	NO	
		00000					Liberty Brasil Investimentos e Participacoes Ltda.	BRA	DS	Liberty Structured Holdings LLC	Ownership, Board and Management	0.010	Liberty Mutual Holding Company Inc.	NO	
		00000					Liberty Compania de Seguros Generales S.A.	CHL	DS	Liberty International Chile S.A.	Ownership, Board and Management	80.910	Liberty Mutual Holding Company Inc.	NO	
		00000					Liberty Compania de Seguros Generales S.A.	CHL	DS	LMG Chile SpA	Ownership, Board and Management	19.010	Liberty Mutual Holding Company Inc.	NO	
		00000					Liberty Corporate Capital (Two) Ltd.	GBR	DS	Ironshore International Ltd.	Ownership	100.000	Liberty Mutual Holding Company Inc.	NO	
		00000	98-0166390				Liberty Corporate Capital Limited	GBR	DS	Liberty International Holdings Inc.	Ownership, Board and Management	100.000	Liberty Mutual Holding Company Inc.	NO	
		00000	04-3260640				Liberty Corporate Services LLC	MA	NIA	Liberty Mutual Group Inc.	Ownership, Board and Management	100.000	Liberty Mutual Holding Company Inc.	NO	
.0111	Liberty Mutual Insurance Company and its Affiliated Insurers	19544	75-2447701				Liberty County Mutual Insurance Company	TX	IA	Berkeley Management Corporation	Board and Management	0.000	Liberty Mutual Holding Company Inc.	NO	
		00000					Liberty Data Analytics Private Limited	IND	DS	Summit Asia Investments Holdings Pte. Ltd.	Ownership, Board and Management	100.000	Liberty Mutual Holding Company Inc.	NO	
		00000	20-5996271				Liberty Energy Canada, Inc.	MA	DS	Liberty Energy Holdings, LLC	Ownership, Board and Management	100.000	Liberty Mutual Holding Company Inc.	NO	
		00000	52-2282916				Liberty Energy Holdings, LLC	DE	DS	Liberty Mutual Insurance Company	Ownership, Board and Management	100.000	Liberty Mutual Holding Company Inc.	NO	
		00000					Liberty Fianzas, S.A. de C.V.	MEX	IA	Liberty Surety Mexico, S. de R.L. de C.V.	Ownership, Board and Management	99.990	Liberty Mutual Holding Company Inc.	NO	



ANNUAL STATEMENT FOR THE YEAR 2023 OF THE STATE AUTOMOBILE MUTUAL INSURANCE COMPANY

SCHEDULE Y

PART 1A - DETAIL OF INSURANCE HOLDING COMPANY SYSTEM

1	2	3	4	5	6	7	8	9	10	11	12	13	14	15	16
Group Code	Group Name	NAIC Company Code	ID Number	Federal RSSD	CIK	Name of Securities Exchange if Publicly Traded (U.S. or International)	Names of Parent, Subsidiaries Or Affiliates	Domi-ciliary Location	Relation-ship to Reporting Entity	Directly Controlled by (Name of Entity/Person)	Type of Control (Ownership, Board, Management, Attorney-in-Fact, Influence, Other)	If Control is Owner-ship Provide Percen-tage	Ultimate Controlling Entity(ies)/Person(s)	Is an SCA Filing Re-quired? (Yes/No)	*
		00000	04-2880152				Liberty Fianzas, S.A. de C.V. ....	..MEX.....	..IA.....	Liberty Mutual Mexico LLC .....	Ownership, Board and Management .....	0.010	Liberty Mutual Holding Company Inc. ....	...NO.....	.....
		00000					Liberty Financial Services, Inc. ....	..MA.....	..NIA.....	Liberty Corporate Services LLC .....	Ownership, Board and Management .....	100.000	Liberty Mutual Holding Company Inc. ....	...NO.....	.....
		00000					Liberty General Insurance Berhad .....	..MYS.....	..IA.....	Liberty Global Holdings SDN. BHD. ....	Ownership.....	100.000	Liberty Mutual Holding Company Inc. ....	...NO.....	.....
							Summit Asia Investments Holdings Pte. Ltd. ....								
		00000	52-2304652				Liberty General Insurance Limited .....	..IND.....	..IA.....	Liberty Mutual Insurance Company .....	Ownership, Management .....	48.680	Liberty Mutual Holding Company Inc. ....	...NO.....	.....
		00000					Liberty Global Holdings SDN. BHD. ....	..MYS.....	..DS.....	Liberty Mutual Insurance Company .....	Ownership, Board and Management .....	69.990	Liberty Mutual Holding Company Inc. ....	...YES.....	.....
		00000					Liberty Global Holdings SDN. BHD. ....	..MYS.....	..IA.....	Liberty Mutual Group Inc. ....	Ownership, Board and Management .....	0.000	Liberty Mutual Holding Company Inc. ....	...NO.....	.....
		00000					Liberty Information Technology Limited .....	..GBR.....	..NIA.....	Liberty Mutual Technology Group Inc. ....	Ownership, Board and Management .....	100.000	Liberty Mutual Holding Company Inc. ....	...NO.....	.....
		00000					Liberty Insurance Company Limited .....	..CHN.....	..DS.....	Liberty Mutual Insurance Company .....	Ownership, Board and Management .....	100.000	Liberty Mutual Holding Company Inc. ....	...NO.....	.....
.0111	Liberty Mutual Insurance Company and its Affiliated Insurers .....	42404	03-0316876				Liberty Insurance Corporation .....	..IL.....	..DS.....	Liberty Mutual Insurance Company .....	Ownership, Board and Management .....	100.000	Liberty Mutual Holding Company Inc. ....	...NO.....	.....
		00000	52-2107018				Liberty Insurance Holdings, Inc. ....	..DE.....	..DS.....	Liberty Mutual Insurance Company .....	Ownership, Board and Management .....	100.000	Liberty Mutual Holding Company Inc. ....	...YES.....	.....
		00000					Liberty Insurance Limited .....	..VNM.....	..DS.....	Liberty UK and Europe Holdings Limited ....	Ownership, Board and Management .....	100.000	Liberty Mutual Holding Company Inc. ....	...NO.....	.....
.0111	Liberty Mutual Insurance Company and its Affiliated Insurers .....	00000					Liberty Insurance Pte Ltd .....	..SGP.....	..DS.....	Summit Asia Investments Holdings Pte. Ltd. ....	Ownership, Board and Management .....	100.000	Liberty Mutual Holding Company Inc. ....	...NO.....	.....
		19917					Liberty Insurance Underwriters Inc. ....	..IL.....	..DS.....	Liberty Mutual Insurance Company .....	Ownership, Board and Management .....	100.000	Liberty Mutual Holding Company Inc. ....	...NO.....	.....
		00000					Liberty International Asia Pacific Holdings LLC .....	..DE.....	..DS.....	Liberty UK and Europe Holdings Limited ....	Ownership, Board and Management .....	100.000	Liberty Mutual Holding Company Inc. ....	...NO.....	.....
		00000	51-0365936				Liberty International Chile S.A. ....	..CHL.....	..DS.....	Liberty UK and Europe Holdings Limited ....	Ownership, Board and Management .....	99.990	Liberty Mutual Holding Company Inc. ....	...NO.....	.....
							Liberty International Chile S.A. ....	..CHL.....	..DS.....	Liberty International Latin America Holdings, LLC .....	Ownership, Board and Management .....	0.010	Liberty Mutual Holding Company Inc. ....	...NO.....	.....
		00000	27-1448815				Liberty International Europe LLC .....	..DE.....	..DS.....	Liberty International Holdings Inc. ....	Ownership, Board and Management .....	100.000	Liberty Mutual Holding Company Inc. ....	...NO.....	.....
		00000					Liberty International European Holdings, S.L. ....								
		00000	04-3209289				Liberty International Holdings Inc. ....	..ESP.....	..DS.....	Liberty UK and Europe Holdings Limited ....	Ownership, Board and Management .....	100.000	Liberty Mutual Holding Company Inc. ....	...NO.....	.....
		00000					Liberty International Insurance Limited ....	..DE.....	..DS.....	Liberty Mutual Insurance Company .....	Ownership, Board and Management .....	100.000	Liberty Mutual Holding Company Inc. ....	...YES.....	.....
		00000					Liberty International Insurance Limited ....	..HKG.....	..DS.....	Liberty Insurance Pte Ltd .....	Ownership, Board and Management .....	68.000	Liberty Mutual Holding Company Inc. ....	...NO.....	.....
.0111	Liberty Mutual Insurance Company and its Affiliated Insurers .....	00000					Liberty International Insurance Limited ....	..HKG.....	..DS.....	Summit Asia Investments Holdings Pte. Ltd. ....	Ownership, Board and Management .....	32.000	Liberty Mutual Holding Company Inc. ....	...NO.....	.....
		00000					Liberty International Latin America Holdings, LLC .....	..DE.....	..DS.....	Liberty UK and Europe Holdings Limited ....	Ownership, Board and Management .....	100.000	Liberty Mutual Holding Company Inc. ....	...NO.....	.....
		00000					Liberty International Netherlands V.O.F. ....	..NLD.....	..DS.....	Liberty International Holdings Inc. ....	Ownership, Board and Management .....	86.020	Liberty Mutual Holding Company Inc. ....	...NO.....	.....
		00000					Liberty International Netherlands V.O.F. ....	..NLD.....	..DS.....	Liberty International Europe LLC .....	Ownership, Board and Management .....	13.980	Liberty Mutual Holding Company Inc. ....	...NO.....	.....
							Liberty International US European Holdings LLC .....								
		00000	04-3025735				Liberty International Netherlands V.O.F. .	..DE.....	..DS.....	Liberty International Netherlands V.O.F. .	Ownership, Board and Management .....	100.000	Liberty Mutual Holding Company Inc. ....	...NO.....	.....
		00000					Liberty Life Holdings Inc. ....	..DE.....	..NIA.....	Liberty Corporate Services LLC .....	Ownership, Board and Management .....	100.000	Liberty Mutual Holding Company Inc. ....	...NO.....	.....
		11041					Liberty Lloyds of Texas Insurance Company ...	..TX.....	..DS.....	Berkeley Management Corporation .....	Management and Attorney-in-Fact .....	0.000	Liberty Mutual Holding Company Inc. ....	...NO.....	.....
		00000	93-0962676				Liberty Management Services, Inc. ....	..OR.....		Liberty Northwest Insurance Corporation ...	Ownership, Board and Management .....	100.000	Liberty Mutual Holding Company Inc. ....	...YES.....	.....
		00000					Liberty Managing Agency Limited .....	..GBR.....	..DS.....	Liberty UK and Europe Holdings Limited ....	Ownership, Board and Management .....	100.000	Liberty Mutual Holding Company Inc. ....	...NO.....	.....
		00000	27-0619441				Liberty Metals & Mining Holdings, LLC .....	..DE.....	..DS.....	Liberty Mutual Insurance Company .....	Ownership, Board and Management .....	100.000	Liberty Mutual Holding Company Inc. ....	...NO.....	.....
		00000	04-3199794				Liberty Mexico Holdings Inc. ....	..MA.....	..DS.....	Liberty International Holdings Inc. ....	Ownership, Board and Management .....	100.000	Liberty Mutual Holding Company Inc. ....	...NO.....	.....
		00000					Liberty Mexico Holdings S.A. de C.V. ....	..MEX.....	..DS.....	Liberty Mexico Holdings Inc. ....	Ownership, Board and Management .....	99.990	Liberty Mutual Holding Company Inc. ....	...NO.....	.....
		00000					Liberty Mexico Holdings S.A. de C.V. ....	..MEX.....	..DS.....	Liberty UK and Europe Holdings Limited ....	Ownership, Board and Management .....	0.000	Liberty Mutual Holding Company Inc. ....	...NO.....	.....
		00000	51-0290450				Liberty Mutual Agency Corporation .....	..DE.....	..DS.....	Liberty Insurance Holdings, Inc. ....	Ownership, Board and Management .....	100.000	Liberty Mutual Holding Company Inc. ....	...NO.....	.....
		00000	46-2913664				Liberty Mutual Auto and Home Services LLC ...	..MA.....	..NIA.....	Liberty Corporate Services LLC .....	Ownership, Board and Management .....	100.000	Liberty Mutual Holding Company Inc. ....	...NO.....	.....
		00000	52-2272555				Liberty Mutual Captive Holdings LLC .....	..DE.....	..DS.....	Liberty Mutual Insurance Company .....	Ownership, Board and Management .....	100.000	Liberty Mutual Holding Company Inc. ....	...NO.....	.....
		00000					Liberty Mutual Consulting Brasil Ltda. ....	..BRA.....	..DS.....	Liberty Mutual Insurance Company .....	Ownership, Board and Management .....	99.900	Liberty Mutual Holding Company Inc. ....	...NO.....	.....
		00000					Liberty Mutual Consulting Brasil Ltda. ....	..BRA.....	..DS.....	Liberty Insurance Underwriters Inc. ....	Ownership, Board and Management .....	0.100	Liberty Mutual Holding Company Inc. ....	...NO.....	.....

ANNUAL STATEMENT FOR THE YEAR 2023 OF THE STATE AUTOMOBILE MUTUAL INSURANCE COMPANY

SCHEDULE Y

PART 1A - DETAIL OF INSURANCE HOLDING COMPANY SYSTEM

1	2	3	4	5	6	7	8	9	10	11	12	13	14	15	16
Group Code	Group Name	NAIC Company Code	ID Number	Federal RSSD	CIK	Name of Securities Exchange if Publicly Traded (U.S. or International)	Names of Parent, Subsidiaries Or Affiliates	Domi-ciliary Location	Relation-ship to Reporting Entity	Directly Controlled by (Name of Entity/Person)	Type of Control (Ownership, Board, Management, Attorney-in-Fact, Influence, Other)	If Control is Owner-ship Provide Percen-tage	Ultimate Controlling Entity(ies)/Person(s)	Is an SCA Filing Re-quired? (Yes/No)	*
		00000					Liberty Mutual Consulting Chile SpA .....	..CHL.....	..NIA.....	Liberty Mutual Latam LLC .....	Ownership, Management .....	100.000	Liberty Mutual Holding Company Inc. ....	...NO.....	
		00000					Liberty Mutual Consulting, S. de R.L. de C.V. ....	..MEX.....	..IA.....	Liberty Mutual Latin Holdings LLC .....	Ownership, Board and Management .....	99.990	Liberty Mutual Holding Company Inc. ....	...NO.....	
		00000					Liberty Mutual Consulting, S. de R.L. de C.V. ....	..MEX.....	..IA.....	Liberty Mutual Services LLC .....	Ownership, Board and Management .....	0.010	Liberty Mutual Holding Company Inc. ....	...NO.....	
		00000	84-3694564				Liberty Mutual Credit Risk Transfer PCC Inc. ....	..DC.....	..IA.....	Liberty Mutual Insurance Company .....	Ownership, Board, Management .....	100.000	Liberty Mutual Holding Company Inc. ....	...NO.....	
		00000	04-3119508				Liberty Mutual Equity LLC .....	..MA.....	..DS.....	Liberty Mutual Insurance Company .....	Ownership, Board and Management .....	100.000	Liberty Mutual Holding Company Inc. ....	...NO.....	
		00000					Liberty Mutual Finance Europe Designated Activity Company .....	..IRL.....	..UIP.....	LMHC Massachusetts Holdings Inc. ....	Ownership, Board and Management .....	100.000	Liberty Mutual Holding Company Inc. ....	...NO.....	
.0111	Liberty Mutual Insurance Company and its Affiliated Insurers .....	23035	04-1924000				Liberty Mutual Fire Insurance Company .....	..WI.....	..IA.....	Liberty Mutual Group Inc. ....	Ownership, Board and Management .....	100.000	Liberty Mutual Holding Company Inc. ....	...NO.....	
		00000	14-1893520				Liberty Mutual Foundation Inc. ....	..MA.....	..DS.....	Liberty Mutual Insurance Company .....	Board and Management .....	0.000	Liberty Mutual Holding Company Inc. ....	...NO.....	
		00000	45-2105640				Liberty Mutual Group Asset Management Inc. .	..DE.....	..NIA.....	Liberty Mutual Group Inc. ....	Ownership, Board and Management .....	100.000	Liberty Mutual Holding Company Inc. ....	...NO.....	
		00000	04-3583679				Liberty Mutual Group Inc. ....	..MA.....	..UDP.....	LMHC Massachusetts Holdings Inc. ....	Ownership, Board and Management .....	100.000	Liberty Mutual Holding Company Inc. ....	...NO.....	
		00000	04-3583681				Liberty Mutual Holding Company Inc. ....	..MA.....	..UIP.....	N/A .....	Ultimate Controlling Parent .....	0.000	.....	...NO.....	
		00000	98-0434939				Liberty Mutual Holdings (Bermuda) Ltd .....	..BMU.....	..DS.....	Liberty Mutual Captive Holdings LLC .....	Ownership, Board and Management .....	100.000	Liberty Mutual Holding Company Inc. ....	...NO.....	
.0111	Liberty Mutual Insurance Company and its Affiliated Insurers .....	23043	04-1543470				Liberty Mutual Insurance Company .....	..MA.....		Liberty Mutual Group Inc. ....	Ownership, Board and Management .....	0.000	Liberty Mutual Holding Company Inc. ....	...NO.....	
		00000					Liberty Mutual Insurance Company – PAC .....	..MA.....	..NIA.....	Liberty Mutual Insurance Company .....	Board and Management .....	0.000	Liberty Mutual Holding Company Inc. ....	...NO.....	
		00000					Liberty Mutual Insurance Europe SE .....	..LUX.....	..DS.....	Liberty Specialty Markets Holdco S.L.U. ....	Ownership, Board and Management .....	100.000	Liberty Mutual Holding Company Inc. ....	...NO.....	
		00000	04-3479271				Liberty Mutual Investment Advisors LLC .....	..MA.....	..NIA.....	.....	Ownership, Board and Management .....	100.000	Liberty Mutual Holding Company Inc. ....	...NO.....	
		00000	32-0177707				Liberty Mutual Investment Holdings LLC .....	..DE.....	..DS.....	Liberty Mutual Insurance Company .....	Ownership, Board and Management .....	40.000	Liberty Mutual Holding Company Inc. ....	...NO.....	
		00000	32-0177707				Liberty Mutual Investment Holdings LLC .....	..DE.....	..DS.....	Peerless Insurance Company .....	Ownership, Board and Management .....	22.000	Liberty Mutual Holding Company Inc. ....	...NO.....	
		00000	32-0177707				Liberty Mutual Investment Holdings LLC .....	..DE.....	..DS.....	Employers Insurance Company of Wausau .....	Ownership, Board and Management .....	10.000	Liberty Mutual Holding Company Inc. ....	...NO.....	
		00000	32-0177707				Liberty Mutual Investment Holdings LLC .....	..DE.....	..DS.....	Liberty Mutual Fire Insurance Company ....	Ownership, Board and Management .....	10.000	Liberty Mutual Holding Company Inc. ....	...NO.....	
		00000	32-0177707				Liberty Mutual Investment Holdings LLC .....	..DE.....	..DS.....	The Ohio Casualty Insurance Company .....	Ownership, Board and Management .....	10.000	Liberty Mutual Holding Company Inc. ....	...NO.....	
		00000	32-0177707				Liberty Mutual Investment Holdings LLC .....	..DE.....	..DS.....	Safeco Insurance Company of America .....	Ownership, Board and Management .....	8.000	Liberty Mutual Holding Company Inc. ....	...NO.....	
		00000					Liberty Mutual Ireland Investment Holdings Limited .....	..IRL.....	..DS.....	Liberty UK and Europe Holdings Limited ....	Ownership, Board and Management .....	100.000	Liberty Mutual Holding Company Inc. ....	...NO.....	
		00000	47-2941258				Liberty Mutual Latam LLC .....	..DE.....	..NIA.....	Liberty Mutual Insurance Company .....	Ownership, Board and Management .....	100.000	Liberty Mutual Holding Company Inc. ....	...NO.....	
		00000	84-2588296				Liberty Mutual Latin Holdings LLC .....	..DE.....	..NIA.....	Liberty Mutual Latam LLC .....	Ownership, Board, Management .....	100.000	Liberty Mutual Holding Company Inc. ....	...NO.....	
		00000	04-3217691				Liberty Mutual Managed Care LLC .....	..MA.....	..NIA.....	Liberty Corporate Services LLC .....	Ownership, Board and Management .....	100.000	Liberty Mutual Holding Company Inc. ....	...NO.....	
		00000	98-0434942				Liberty Mutual Management (Bermuda) Ltd .....	..BMU.....	..NIA.....	Liberty Mutual Group Inc. ....	Ownership, Board and Management .....	100.000	Liberty Mutual Holding Company Inc. ....	...NO.....	
		00000	51-0529949				Liberty Mutual Management (South Carolina) LLC .....	..SC.....	..DS.....	Liberty Mutual Captive Holdings LLC .....	Ownership, Board and Management .....	100.000	Liberty Mutual Holding Company Inc. ....	...NO.....	
		00000	06-1741899				Liberty Mutual Management (Vermont) LLC .....	..VT.....	..DS.....	Liberty Mutual Captive Holdings LLC .....	Ownership, Board and Management .....	100.000	Liberty Mutual Holding Company Inc. ....	...NO.....	
		00000	04-4223650				Liberty Mutual Mexico LLC .....	..DE.....	..NIA.....	Liberty Mutual Insurance Company .....	Ownership, Board and Management .....	100.000	Liberty Mutual Holding Company Inc. ....	...NO.....	
.0111	Liberty Mutual Insurance Company and its Affiliated Insurers .....	14486	23-0867770				Liberty Mutual Mid-Atlantic Insurance Company .....	..MA.....	..IA.....	Liberty Mutual Insurance Company .....	Board and Management .....	0.000	Liberty Mutual Holding Company Inc. ....	...NO.....	
		00000	46-3043236				Liberty Mutual Opportunistic Investments LLC .....	..DE.....	..DS.....	Liberty Mutual Insurance Company .....	Ownership, Board and Management .....	100.000	Liberty Mutual Holding Company Inc. ....	...NO.....	
.0111	Liberty Mutual Insurance Company and its Affiliated Insurers .....	12484	04-1023460				Liberty Mutual Personal Insurance Company ...	..NH.....	..IA.....	Liberty Mutual Group Inc. ....	Ownership, Board and Management .....	100.000	Liberty Mutual Holding Company Inc. ....	...NO.....	
		00000	82-0842778				Liberty Mutual Plano LLC .....	..DE.....	..NIA.....	Partnership .....	Ownership, Board and Management .....	100.000	Liberty Mutual Holding Company Inc. ....	...NO.....	
		00000	27-4064359				Liberty Mutual Retirement Plan Master Trust .....	..MA.....	..NIA.....	Liberty Mutual Group Inc. ....	Board .....	0.000	Liberty Mutual Holding Company Inc. ....	...NO.....	
		00000	04-3548586				Liberty Mutual Scholarship Foundation .....	..MA.....	..NIA.....	Liberty Mutual Insurance Company .....	Board and Management .....	0.000	Liberty Mutual Holding Company Inc. ....	...NO.....	
		00000	84-2593582				Liberty Mutual Services LLC .....	..DE.....	..NIA.....	Liberty Mutual Latam LLC .....	Ownership, Board, Management .....	100.000	Liberty Mutual Holding Company Inc. ....	...NO.....	

ANNUAL STATEMENT FOR THE YEAR 2023 OF THE STATE AUTOMOBILE MUTUAL INSURANCE COMPANY

SCHEDULE Y

PART 1A - DETAIL OF INSURANCE HOLDING COMPANY SYSTEM

1	2	3	4	5	6	7	8	9	10	11	12	13	14	15	16
Group Code	Group Name	NAIC Company Code	ID Number	Federal RSSD	CIK	Name of Securities Exchange if Publicly Traded (U.S. or International)	Names of Parent, Subsidiaries Or Affiliates	Domi-ciliary Location	Relation-ship to Reporting Entity	Directly Controlled by (Name of Entity/Person)	Type of Control (Ownership, Board, Management, Attorney-in-Fact, Influence, Other)	If Control is Owner-ship Provide Percen-tage	Ultimate Controlling Entity(ies)/Person(s)	Is an SCA Filing Re-quired? (Yes/No)	*
		00000	47-4222611				Liberty Mutual Strategic Ventures LLC	DE	DS	Liberty Mutual Insurance Company	Ownership, Board and Management	100.000	Liberty Mutual Holding Company Inc.	NO	
		00000					Liberty Mutual Surety Agencia de Seguros Ltda.	COL	IA	Liberty Mutual Latin Holdings LLC	Ownership, Board, Management	50.000	Liberty Mutual Holding Company Inc.	NO	
		00000					Liberty Mutual Surety Agencia de Seguros Ltda.	COL	IA	Liberty Mutual Services LLC	Ownership, Board, Management	50.000	Liberty Mutual Holding Company Inc.	NO	
		00000	92-2513480				Liberty Mutual Surety Agency LLC	PA	IA	Liberty Corporate Services LLC	Ownership, Board, Management	100.000	Liberty Mutual Holding Company Inc.	NO	
		00000	86-0145347				Liberty Mutual Surety Europe B.V.	NLD	IA	Liberty UK and Europe Holdings Limited	Ownership	100.000	Liberty Mutual Holding Company Inc.	NO	
		00000					Liberty Mutual Surety S.L.U.	ESP	IA	Liberty UK and Europe Holdings Limited	Ownership, Board, Management	100.000	Liberty Mutual Holding Company Inc.	NO	
		00000	81-4106347				Liberty Mutual Technology Group, Inc.	DE	NIA	Liberty Corporate Services LLC	Ownership, Board and Management	100.000	Liberty Mutual Holding Company Inc.	NO	
.0111	Liberty Mutual Insurance Company and its Affiliated Insurers	41939	93-0824674				Liberty Northwest Insurance Corporation	OR	DS	Peerless Insurance Company	Ownership, Board and Management	100.000	Liberty Mutual Holding Company Inc.	NO	
		00000	26-3709536				Liberty Parkwood Crossing LLC	IN	DS	Liberty Real Estate Holdings LLC	Ownership, Board and Management	100.000	Liberty Mutual Holding Company Inc.	NO	
.0111	Liberty Mutual Insurance Company and its Affiliated Insurers	11746	38-1742556				Liberty Personal Insurance Company	NH	DS	Liberty Mutual Insurance Company	Ownership, Board and Management	100.000	Liberty Mutual Holding Company Inc.	NO	
		00000					Liberty Perú Gestión de Riesgos SAC	PER	NIA	Liberty Mutual Surety S.L.U.	Ownership, Board, Management	99.900	Liberty Mutual Holding Company Inc.	NO	
		00000					Liberty Perú Gestión de Riesgos SAC	PER	NIA	Liberty UK and Europe Holdings Limited	Ownership, Board, Management	0.100	Liberty Mutual Holding Company Inc.	NO	
		00000	98-0336014				Liberty Re (Bermuda) Limited	BMU	DS	Liberty Mutual Insurance Company	Ownership, Board and Management	100.000	Liberty Mutual Holding Company Inc.	YES	
		00000					Liberty Real Estate Holdings LLC	DE	DS	Liberty Mutual Insurance Company	Ownership, Board and Management	100.000	Liberty Mutual Holding Company Inc.	NO	
		00000	66-0963226				Liberty Seguros	PR	IA	Liberty Mutual Latam LLC	Ownership, Board and Management	99.900	Liberty Mutual Holding Company Inc.	NO	
		00000					Liberty Seguros S.A.	COL	DS	LILA (Colombia) Holdings Ltd.	Ownership, Board and Management	94.892	Liberty Mutual Holding Company Inc.	NO	
		00000					Liberty Seguros S.A.	COL	DS	Li (Colombia) Holdings Ltd.	Ownership, Board and Management	5.093	Liberty Mutual Holding Company Inc.	NO	
		00000					Liberty Seguros S.A.	ECU	DS	Liberty UK and Europe Holdings Limited	Ownership, Board and Management	99.999	Liberty Mutual Holding Company Inc.	NO	
		00000					Liberty Seguros S.A.	ECU	DS	Liberty International Latin America Holdings, LLC	Ownership, Board and Management	0.001	Liberty Mutual Holding Company Inc.	NO	
		00000					Liberty Seguros S.A.	PER	IA	Liberty Mutual Latam LLC	Ownership, Board and Management	99.990	Liberty Mutual Holding Company Inc.	NO	
		00000					Liberty Seguros S.A.	PER	IA	Liberty Surplus Insurance Corporation	Ownership, Board and Management	0.010	Liberty Mutual Holding Company Inc.	NO	
		00000					Liberty Seguros, Compania de Seguros y Reaseguros, S.A.	ESP	DS	Liberty Spain Holdings LLC	Ownership, Board and Management	100.000	Liberty Mutual Holding Company Inc.	NO	
		00000					Liberty Seguros, Compania de Seguros y Reaseguros, S.A.	ESP	DS	Liberty UK and Europe Holdings Limited	Ownership, Board and Management	0.000	Liberty Mutual Holding Company Inc.	NO	
		00000	77-0653079				Liberty Spain Holdings LLC	DE	DS	Liberty International European Holdings S.L.	Ownership, Board and Management	100.000	Liberty Mutual Holding Company Inc.	NO	
		00000					Liberty Specialty Markets Agency Limited	BMU	DS	Ironshore Inc.	Ownership	100.000	Liberty Mutual Holding Company Inc.	NO	
		00000	98-0579287				Liberty Specialty Markets Bermuda Limited	BMU	DS	Ironshore Inc.	Ownership	100.000	Liberty Mutual Holding Company Inc.	NO	
		00000					Liberty Specialty Markets Europe S.a.r.l.	LUX	NIA	Liberty UK and Europe Holdings Limited	Ownership, Board and Management	100.000	Liberty Mutual Holding Company Inc.	NO	
		00000					Liberty Specialty Markets Europe Two Sarl	LUX	NIA	Liberty UK and Europe Holdings Limited	Ownership	100.000	Liberty Mutual Holding Company Inc.	NO	
		00000					Liberty Specialty Markets Europe Two Sarl	LUX	NIA	Liberty International European Holdings S.L.	Ownership, Board and Management	100.000	Liberty Mutual Holding Company Inc.	NO	
		00000					Liberty Specialty Markets Holdco S.L.U.	ESP	NIA	S.L.	Ownership, Board and Management	100.000	Liberty Mutual Holding Company Inc.	NO	
		00000					Liberty Specialty Markets Hong Kong Limited	HKG	IA	Liberty UK and Europe Holdings Limited	Ownership, Board and Management	100.000	Liberty Mutual Holding Company Inc.	NO	
		00000					Liberty Specialty Markets Limited	GBR	DS	Liberty UK and Europe Holdings Limited	Ownership, Board and Management	100.000	Liberty Mutual Holding Company Inc.	NO	
		00000					Liberty Specialty Markets MENA Limited	GBR	DS	Liberty UK and Europe Holdings Limited	Ownership, Board and Management	100.000	Liberty Mutual Holding Company Inc.	NO	
		00000					Liberty Specialty Markets Singapore Pte. Limited	SGP	IA	Liberty UK and Europe Holdings Limited	Ownership, Board and Management	100.000	Liberty Mutual Holding Company Inc.	NO	
		00000					Liberty Specialty Services Limited	GBR	NIA	Liberty UK and Europe Holdings Limited	Ownership, Board and Management	100.000	Liberty Mutual Holding Company Inc.	NO	
		00000	98-0336015				Liberty Sponsored Insurance (Vermont), Inc.	VT	DS	Liberty Mutual Insurance Company	Ownership, Board and Management	100.000	Liberty Mutual Holding Company Inc.	YES	
		00000	38-3760923				Liberty Structured Holdings LLC	DE	NIA	Liberty Mutual Insurance Company	Ownership, Board and Management	20.000	Liberty Mutual Holding Company Inc.	NO	
		00000	38-3760923				Liberty Structured Holdings LLC	DE	NIA	Peerless Insurance Company	Ownership, Board and Management	45.000	Liberty Mutual Holding Company Inc.	NO	
		00000	38-3760923				Liberty Structured Holdings LLC	DE	NIA	The Ohio Casualty Insurance Company	Ownership, Board and Management	20.000	Liberty Mutual Holding Company Inc.	NO	
		00000	38-3760923				Liberty Structured Holdings LLC	DE	NIA	Safeco Insurance Company of America	Ownership, Board and Management	15.000	Liberty Mutual Holding Company Inc.	NO	
		00000					Liberty Surety México, S. de R.L. de C.V.	MEX	DS	Liberty Mutual Mexico LLC	Ownership, Board and Management	99.990	Liberty Mutual Holding Company Inc.	NO	

97.6

97.6

97.6

97.6

ANNUAL STATEMENT FOR THE YEAR 2023 OF THE STATE AUTOMOBILE MUTUAL INSURANCE COMPANY

SCHEDULE Y

PART 1A - DETAIL OF INSURANCE HOLDING COMPANY SYSTEM

1	2	3	4	5	6	7	8	9	10	11	12	13	14	15	16
Group Code	Group Name	NAIC Company Code	ID Number	Federal RSSD	CIK	Name of Securities Exchange if Publicly Traded (U.S. or International)	Names of Parent, Subsidiaries Or Affiliates	Domi-ciliary Location	Relation-ship to Reporting Entity	Directly Controlled by (Name of Entity/Person)	Type of Control (Ownership, Board, Management, Attorney-in-Fact, Influence, Other)	If Control is Owner-ship Provide Percen-tage	Ultimate Controlling Entity(ies)/Person(s)	Is an SCA Filing Re-quired? (Yes/No)	*
. 0111	Liberty Mutual Insurance Company and its Affiliated Insurers	41653	46-0368854				Milbank Insurance Company	.. IA	.....IA	State Auto Financial Corporation	Ownership, Board and Management	100.000	Liberty Mutual Holding Company Inc.	...NO	.....
. 0111	Liberty Mutual Insurance Company and its Affiliated Insurers	14613	52-0424870				Montgomery Mutual Insurance Company	.. MA	.....IA	Liberty Mutual Insurance Company	Board and Management	0.000	Liberty Mutual Holding Company Inc.	...NO	.....
		00000	88-1727854				MVP1 Pooler, LLC	.. DE	.....NIA	Liberty Mutual Insurance Company	Ownership	40.000	Liberty Mutual Holding Company Inc.	...NO	.....
		00000	88-1727854				MVP1 Pooler, LLC	.. DE	.....NIA	Peerless Insurance Company	Ownership	20.000	Liberty Mutual Holding Company Inc.	...NO	.....
		00000	88-1727854				MVP1 Pooler, LLC	.. DE	.....NIA	Employers Insurance Company of Wausau	Ownership	10.000	Liberty Mutual Holding Company Inc.	...NO	.....
		00000	88-1727854				MVP1 Pooler, LLC	.. DE	.....NIA	Liberty Mutual Fire Insurance Company	Ownership	10.000	Liberty Mutual Holding Company Inc.	...NO	.....
		00000	88-1727854				MVP1 Pooler, LLC	.. DE	.....NIA	The Ohio Casualty Insurance Company	Ownership	10.000	Liberty Mutual Holding Company Inc.	...NO	.....
		00000	88-1727854				MVP1 Pooler, LLC	.. DE	.....NIA	Safeco Insurance Company of America	Ownership	10.000	Liberty Mutual Holding Company Inc.	...NO	.....
. 0111	Liberty Mutual Insurance Company and its Affiliated Insurers	27944	35-1287317				National Insurance Association	.. IN	.....DS	The National Corporation	Management and Attorney-in-Fact	0.000	Liberty Mutual Holding Company Inc.	...NO	.....
		00000					Nationale Borg Reinsurance N.V.	..CUW	.....IA	Liberty Mutual Insurance Company	Ownership, Board, Management	100.000	Liberty Mutual Holding Company Inc.	...YES	.....
		00000					Nationale Waarborg B.V.	..MLD	.....IA	Liberty UK and Europe Holdings Limited	Ownership, Board, Management	100.000	Liberty Mutual Holding Company Inc.	...NO	.....
		00000	41-2098206				Network E&S Insurance Brokers, LLC	.. OH	.....IA	State Automobile Mutual Insurance Company	Ownership, Board and Management	100.000	Liberty Mutual Holding Company Inc.	...NO	.....
. 0111	Liberty Mutual Insurance Company and its Affiliated Insurers	23892	93-6029263				North Pacific Insurance Company	.. OR	.....DS	Liberty Northwest Insurance Corporation	Ownership, Board and Management	100.000	Liberty Mutual Holding Company Inc.	...NO	.....
		00000	31-1364002				Ocasco Budget, Inc.	.. OH	.....DS	The Ohio Casualty Insurance Company	Ownership, Board and Management	100.000	Liberty Mutual Holding Company Inc.	...YES	.....
		00000	31-1377709				OCI Printing, Inc.	.. OH	.....DS	Ohio Casualty Corporation	Ownership, Board and Management	100.000	Liberty Mutual Holding Company Inc.	...NO	.....
		00000	31-0783294				Ohio Casualty Corporation	.. OH	.....DS	Liberty Mutual Insurance Company	Ownership, Board and Management	78.000	Liberty Mutual Holding Company Inc.	...YES	.....
		00000	31-0783294				Ohio Casualty Corporation	.. OH	.....DS	Employers Insurance Company of Wausau	Ownership, Board and Management	8.000	Liberty Mutual Holding Company Inc.	...YES	.....
		00000	31-0783294				Ohio Casualty Corporation	.. OH	.....DS	Peerless Insurance Company	Ownership, Board and Management	8.000	Liberty Mutual Holding Company Inc.	...YES	.....
		00000	31-0783294				Ohio Casualty Corporation	.. OH	.....DS	Liberty Mutual Fire Insurance Company	Ownership, Board and Management	6.000	Liberty Mutual Holding Company Inc.	...YES	.....
. 0111	Liberty Mutual Insurance Company and its Affiliated Insurers	24082	31-0541777				Ohio Security Insurance Company	.. NH	.....DS	The Ohio Casualty Insurance Company	Ownership, Board and Management	100.000	Liberty Mutual Holding Company Inc.	...NO	.....
		00000	92-3955867				OIC Structured Equity LMI Fund L.P.	.. DE	.....NIA	Liberty Mutual Opportunistic Investments LLC	Ownership	99.000	Liberty Mutual Holding Company Inc.	...NO	.....
		00000	26-0258241				Open Seas Solutions, Inc.	.. WA	.....DS	Safeco Corporation	Ownership, Board and Management	100.000	Liberty Mutual Holding Company Inc.	...NO	.....
. 0111	Liberty Mutual Insurance Company and its Affiliated Insurers	23922	93-0241650				Oregon Automobile Insurance Company	.. OR	.....DS	Liberty Northwest Insurance Corporation	Ownership, Board and Management	100.000	Liberty Mutual Holding Company Inc.	...NO	.....
		00000					PAGUS Holdings LLC	.. DE	.....NIA	LMAT Holdings LLC	Ownership, Board and Management	100.000	Liberty Mutual Holding Company Inc.	...NO	.....
. 0111	Liberty Mutual Insurance Company and its Affiliated Insurers	14923	06-0487440				Patrons Mutual Insurance Company of Connecticut	.. CT	.....IA	State Automobile Mutual Insurance Company	Board, Management	0.000	Liberty Mutual Holding Company Inc.	...NO	.....
. 0111	Liberty Mutual Insurance Company and its Affiliated Insurers	18333	13-2919779				Peerless Indemnity Insurance Company	.. IL	.....DS	Liberty-USA Corporation	Ownership, Board and Management	100.000	Liberty Mutual Holding Company Inc.	...NO	.....
. 0111	Liberty Mutual Insurance Company and its Affiliated Insurers	24198	02-0177030				Peerless Insurance Company	.. NH	.....DS	Liberty Mutual Agency Corporation	Ownership, Board and Management	100.000	Liberty Mutual Holding Company Inc.	...NO	.....
. 0111	Liberty Mutual Insurance Company and its Affiliated Insurers	30945	58-1140651				Plaza Insurance Company	.. IA	.....IA	Rockhill Insurance Company	Ownership, Board and Management	100.000	Liberty Mutual Holding Company Inc.	...NO	.....
		00000	46-2678004				Post-Closing LSG, LLC	.. FL	.....DS	Ironshore Surety Holdings Inc.	Ownership	20.000	Liberty Mutual Holding Company Inc.	...NO	.....
		00000					PT Independence Energy Holdings LLC	..GBR	.....NIA	Liberty Energy Holdings, LLC	Ownership	100.000	Liberty Mutual Holding Company Inc.	...NO	.....
		00000	46-1667886				Raymond James LM Georgia Tax Credit Fund L.L.C.	.. FL	.....DS	The First Liberty Insurance Corporation	Ownership	100.000	Liberty Mutual Holding Company Inc.	...NO	.....
		00000	46-1680447				Raymond James LM Massachusetts Tax Credit Fund L.L.C.	.. FL	.....DS	Liberty Mutual Insurance Company	Ownership	100.000	Liberty Mutual Holding Company Inc.	...NO	.....
		00000	45-2635338				RBC State Credit Fund LLC	.. DE	.....NIA	Liberty Mutual Insurance Company	Ownership	100.000	Liberty Mutual Holding Company Inc.	...NO	.....
		00000	26-0800397				Rianoc Research Corporation	.. WA	.....DS	Open Seas Solutions, Inc.	Ownership, Board and Management	100.000	Liberty Mutual Holding Company Inc.	...NO	.....
		00000	45-2480595				RJTCF-37 Georgia Tax Credit Fund L.L.C.	.. FL	.....NIA	Liberty Mutual Fire Insurance Company	Ownership	100.000	Liberty Mutual Holding Company Inc.	...NO	.....
		00000	45-5549520				RJTCF-38 Georgia Tax Credit Fund L.L.C.	.. FL	.....DS	Raymond James LM Georgia Tax Credit Fund L.L.C.	Ownership	100.000	Liberty Mutual Holding Company Inc.	...NO	.....

ANNUAL STATEMENT FOR THE YEAR 2023 OF THE STATE AUTOMOBILE MUTUAL INSURANCE COMPANY

SCHEDULE Y

PART 1A - DETAIL OF INSURANCE HOLDING COMPANY SYSTEM

1	2	3	4	5	6	7	8	9	10	11	12	13	14	15	16
Group Code	Group Name	NAIC Company Code	ID Number	Federal RSSD	CIK	Name of Securities Exchange if Publicly Traded (U.S. or International)	Names of Parent, Subsidiaries Or Affiliates	Domi-ciliary Location	Relation-ship to Reporting Entity	Directly Controlled by (Name of Entity/Person)	Type of Control (Ownership, Board, Management, Attorney-in-Fact, Influence, Other)	If Control is Owner-ship Provide Percen-tage	Ultimate Controlling Entity(ies)/Person(s)	Is an SCA Filing Re-quired? (Yes/No)	*
.....	.....	.....00000.....	50-9113010 ..	.....	.....	.....	RNA – Rede Nacional De Assistencia, S.A. ....	..PRT.....	.....NIA.....	Liberty Seguros, Compania de Seguros y Reaseguros, S.A. ....	Ownership.....	..20.000 .....	Liberty Mutual Holding Company Inc. ....	....NO.....	.....
.....	.....	.....00000.....	25-1923260 ..	.....	.....	.....	Rockhill Holding Company .....	..DE.....	.....NIA.....	State Automobile Mutual Insurance Company	Ownership, Board and Management .....	..100.000 .....	Liberty Mutual Holding Company Inc. ....	....NO.....	.....
.0111 .....	Liberty Mutual Insurance Company and its Affiliated Insurers .....	.....28053.....	06-1149847 ..	.....	.....	.....	Rockhill Insurance Company .....	..AZ.....	.....IA.....	Rockhill Holding Company .....	Ownership, Board and Management .....	..100.000 .....	Liberty Mutual Holding Company Inc. ....	....NO.....	.....
.....	.....	.....00000.....	20-8406742 ..	.....	.....	.....	Rockhill Insurance Services LLC .....	..CA.....	.....NIA.....	Rockhill Holding Company .....	Ownership, Board and Management .....	..100.000 .....	Liberty Mutual Holding Company Inc. ....	....NO.....	.....
.....	.....	.....00000.....	01-0712531 ..	.....	.....	.....	Rockhill Underwriting Management, LLC .....	..MO.....	.....NIA.....	Rockhill Holding Company .....	Ownership, Board and Management .....	..100.000 .....	Liberty Mutual Holding Company Inc. ....	....NO.....	.....
.....	.....	.....00000.....	41-1440870 ..	.....	.....	.....	RTW, Inc .....	..MN.....	.....NIA.....	Rockhill Holding Company .....	Ownership, Board and Management .....	..100.000 .....	Liberty Mutual Holding Company Inc. ....	....NO.....	.....
.....	.....	.....00000.....	31-1425223 ..	.....	.....	.....	SA Software Shelf, Inc. ....	..OH.....	.....NIA.....	State Auto Financial Corporation .....	Ownership, Board, Management .....	..100.000 .....	Liberty Mutual Holding Company Inc. ....	....NO.....	.....
.....	.....	.....00000.....	91-0742146 ..	.....	.....	.....	Safeco Corporation .....	..WA.....	.....DS.....	Liberty Mutual Agency Corporation .....	Ownership, Board and Management .....	..100.000 .....	Liberty Mutual Holding Company Inc. ....	....NO.....	.....
.....	.....	.....00000.....	75-2865575 ..	.....	.....	.....	Safeco General Agency, Inc. ....	..TX.....	.....DS.....	General Insurance Company of America .....	Ownership, Board and Management .....	..100.000 .....	Liberty Mutual Holding Company Inc. ....	....YES.....	.....
.0111 .....	Liberty Mutual Insurance Company and its Affiliated Insurers .....	.....24740.....	91-0742148 ..	.....	.....	.....	Safeco Insurance Company of America .....	..NH.....	.....DS.....	Safeco Corporation .....	Ownership, Board and Management .....	..100.000 .....	Liberty Mutual Holding Company Inc. ....	....NO.....	.....
.0111 .....	Liberty Mutual Insurance Company and its Affiliated Insurers .....	.....39012.....	91-1115311 ..	.....	.....	.....	Safeco Insurance Company of Illinois .....	..IL.....	.....DS.....	Safeco Insurance Company of America .....	Ownership, Board and Management .....	..100.000 .....	Liberty Mutual Holding Company Inc. ....	....NO.....	.....
.0111 .....	Liberty Mutual Insurance Company and its Affiliated Insurers .....	.....11215.....	23-2640501 ..	.....	.....	.....	Safeco Insurance Company of Indiana .....	..IN.....	.....DS.....	General Insurance Company of America .....	Ownership, Board and Management .....	..100.000 .....	Liberty Mutual Holding Company Inc. ....	....NO.....	.....
.0111 .....	Liberty Mutual Insurance Company and its Affiliated Insurers .....	.....11071.....	93-1300233 ..	.....	.....	.....	Safeco Insurance Company of Oregon .....	..OR.....	.....DS.....	Safeco Insurance Company of America .....	Ownership, Board and Management .....	..100.000 .....	Liberty Mutual Holding Company Inc. ....	....NO.....	.....
.0111 .....	Liberty Mutual Insurance Company and its Affiliated Insurers .....	.....11070.....	91-6258394 ..	.....	.....	.....	Safeco Lloyds Insurance Company .....	..TX.....	.....DS.....	General America Corporation of Texas .....	Management and Attorney-in-Fact .....	..0.000 .....	Liberty Mutual Holding Company Inc. ....	....NO.....	.....
.0111 .....	Liberty Mutual Insurance Company and its Affiliated Insurers .....	.....24759.....	91-0885519 ..	.....	.....	.....	Safeco National Insurance Company .....	..NH.....	.....DS.....	Safeco Insurance Company of America .....	Ownership, Board and Management .....	..100.000 .....	Liberty Mutual Holding Company Inc. ....	....NO.....	.....
.....	.....	.....00000.....	91-1273246 ..	.....	.....	.....	Safeco Properties, Inc. ....	..WA.....	.....DS.....	Safeco Corporation .....	Ownership, Board and Management .....	..100.000 .....	Liberty Mutual Holding Company Inc. ....	....NO.....	.....
.0111 .....	Liberty Mutual Insurance Company and its Affiliated Insurers .....	.....11100.....	91-1231536 ..	.....	.....	.....	Safeco Surplus Lines Insurance Company .....	..NH.....	.....DS.....	Safeco Insurance Company of America .....	Ownership, Board and Management .....	..100.000 .....	Liberty Mutual Holding Company Inc. ....	....NO.....	.....
.0111 .....	Liberty Mutual Insurance Company and its Affiliated Insurers .....	.....10837.....	33-0763208 ..	.....	.....	.....	San Diego Insurance Company .....	..CA.....	.....DS.....	Liberty Mutual Insurance Company .....	Ownership, Board and Management .....	..100.000 .....	Liberty Mutual Holding Company Inc. ....	....NO.....	.....
.....	.....	.....00000.....	.....	.....	.....	.....	Santa Marta Floresta Brasil Ltda. ....	..BRA.....	.....NIA.....	TECA Santa Marta Holdings, S.L. ....	Ownership.....	..99.900 .....	Liberty Mutual Holding Company Inc. ....	....NO.....	.....
.....	.....	.....00000.....	.....	.....	.....	.....	Santa Marta Floresta Brasil Ltda. ....	..BRA.....	.....NIA.....	TECA SM LLC .....	Ownership.....	..0.010 .....	Liberty Mutual Holding Company Inc. ....	....NO.....	.....
.....	.....	.....00000.....	.....	.....	.....	.....	Santa Rita Arbol Holdings S.L. ....	..ESP.....	.....NIA.....	LMAT Natural Resources International S.L. ....	Ownership.....	..100.000 .....	Liberty Mutual Holding Company Inc. ....	....NO.....	.....
.....	.....	.....00000.....	.....	.....	.....	.....	Santa Rita Madeira e Floresta Ltda. ....	..BRA.....	.....NIA.....	Santa Rita Arbol Holdings, S.L. ....	Ownership.....	..99.900 .....	Liberty Mutual Holding Company Inc. ....	....NO.....	.....
.....	.....	.....00000.....	.....	.....	.....	.....	Santa Rita Madeira e Floresta Ltda. ....	..BRA.....	.....NIA.....	TECA SR LLC .....	Ownership.....	..0.010 .....	Liberty Mutual Holding Company Inc. ....	....NO.....	.....
.....	.....	.....00000.....	82-4345429 ..	.....	.....	.....	Shandon Valley Vineyards LLC .....	..DE.....	.....NIA.....	PAGUS Holdings LLC .....	Ownership, Board and Management .....	..100.000 .....	Liberty Mutual Holding Company Inc. ....	....NO.....	.....
.....	.....	.....00000.....	.....	.....	.....	.....	Solaria Labs Singapore Pte. Ltd .....	..SGP.....	.....NIA.....	Liberty UK and Europe Holdings Limited ....	Ownership, Board and Management .....	..100.000 .....	Liberty Mutual Holding Company Inc. ....	....NO.....	.....
.....	.....	.....00000.....	81-2854330 ..	.....	.....	.....	Solaria Labs, LLC .....	..DE.....	.....NIA.....	Liberty Mutual Insurance Company .....	Ownership, Board and Management .....	..100.000 .....	Liberty Mutual Holding Company Inc. ....	....NO.....	.....
.....	.....	.....00000.....	84-1695835 ..	.....	.....	.....	St. James/Arlington LLC .....	..MA.....	.....NIA.....	Employers Insurance Company of Wausau ....	Ownership, Board and Management .....	..100.000 .....	Liberty Mutual Holding Company Inc. ....	....NO.....	.....
.....	.....	.....00000.....	01-0854295 ..	.....	.....	.....	St. James/Arlington Management LLC .....	..MA.....	.....DS.....	Liberty Mutual Insurance Company .....	Ownership, Board and Management .....	..100.000 .....	Liberty Mutual Holding Company Inc. ....	....NO.....	.....
.....	.....	.....00000.....	84-1695837 ..	.....	.....	.....	St. James/Arlington Real Estate Limited Partnership .....	..MA.....	.....DS.....	St. James/Arlington LLC .....	Ownership, Board and Management .....	..3.000 .....	Liberty Mutual Holding Company Inc. ....	....NO.....	.....
.....	.....	.....00000.....	84-1695837 ..	.....	.....	.....	St. James/Arlington Real Estate Limited Partnership .....	..MA.....	.....DS.....	Liberty Mutual Insurance Company .....	Ownership, Board and Management .....	..92.000 .....	Liberty Mutual Holding Company Inc. ....	....NO.....	.....
.....	.....	.....00000.....	84-1695837 ..	.....	.....	.....	St. James/Arlington Real Estate Limited Partnership .....	..MA.....	.....DS.....	Liberty Mutual Fire Insurance Company ....	Ownership, Board and Management .....	..5.000 .....	Liberty Mutual Holding Company Inc. ....	....NO.....	.....
.....	.....	.....00000.....	31-1324304 ..	.....	.....	.....	State Auto Financial Corporation .....	..OH.....	.....NIA.....	State Automobile Mutual Insurance Company	Ownership, Board and Management .....	..100.000 .....	Liberty Mutual Holding Company Inc. ....	....NO.....	.....
.....	.....	.....00000.....	.....	.....	.....	.....	State Auto Foundation .....	..OH.....	.....NIA.....	Liberty Mutual Insurance Company .....	Board, Management .....	..0.000 .....	Liberty Mutual Holding Company Inc. ....	....NO.....	.....
.....	.....	.....00000.....	20-8756040 ..	.....	.....	.....	State Auto Holdings, Inc. ....	..OH.....	.....NIA.....	State Automobile Mutual Insurance Company	Ownership, Board and Management .....	..100.000 .....	Liberty Mutual Holding Company Inc. ....	....NO.....	.....
.0111 .....	Liberty Mutual Insurance Company and its Affiliated Insurers .....	.....11017.....	31-1651026 ..	.....	.....	.....	State Auto Insurance Company of Ohio .....	..OH.....	.....IA.....	State Auto Financial Corporation .....	Ownership, Board and Management .....	..100.000 .....	Liberty Mutual Holding Company Inc. ....	....NO.....	.....
.0111 .....	Liberty Mutual Insurance Company and its Affiliated Insurers .....	.....31755.....	39-1211058 ..	.....	.....	.....	State Auto Insurance Company of Wisconsin .....	..WI.....	.....IA.....	State Automobile Mutual Insurance Company	Ownership, Board and Management .....	..100.000 .....	Liberty Mutual Holding Company Inc. ....	....NO.....	.....

ANNUAL STATEMENT FOR THE YEAR 2023 OF THE STATE AUTOMOBILE MUTUAL INSURANCE COMPANY

SCHEDULE Y

PART 1A - DETAIL OF INSURANCE HOLDING COMPANY SYSTEM

1	2	3	4	5	6	7	8	9	10	11	12	13	14	15	16
Group Code	Group Name	NAIC Company Code	ID Number	Federal RSSD	CIK	Name of Securities Exchange if Publicly Traded (U.S. or International)	Names of Parent, Subsidiaries Or Affiliates	Domi-ciliary Location	Relation-ship to Reporting Entity	Directly Controlled by (Name of Entity/Person)	Type of Control (Ownership, Board, Management, Attorney-in-Fact, Influence, Other)	If Control is Owner-ship Provide Percen-tage	Ultimate Controlling Entity(ies)/Person(s)	Is an SCA Filing Re-quired? (Yes/No)	*
0111	Liberty Mutual Insurance Company and its Affiliated Insurers	00000	82-2704976				State Auto Labs Corp.	OH	NIA	State Automobile Mutual Insurance Company	Ownership, Board and Management	100.000	Liberty Mutual Holding Company Inc.	NO	
0111	Liberty Mutual Insurance Company and its Affiliated Insurers	25127	57-6010814				State Auto Property & Casualty Insurance Company	IA	IA	State Auto Financial Corporation	Ownership, Board and Management	100.000	Liberty Mutual Holding Company Inc.	NO	
0111	Liberty Mutual Insurance Company and its Affiliated Insurers	25135	31-4316080				State Automobile Mutual Insurance Company	OH	IA	Liberty Mutual Group Inc.	Ownership, Board and Management	100.000	Liberty Mutual Holding Company Inc.	NO	
		00000	31-0676465				Stateco Financial Services, Inc.	OH	NIA	State Auto Financial Corporation	Ownership, Board and Management	100.000	Liberty Mutual Holding Company Inc.	NO	
		00000					Summit Asia Investments Holdings Pte. Ltd.	SGP	DS	Liberty International Asia Pacific Holdings LLC	Ownership, Board and Management	100.000	Liberty Mutual Holding Company Inc.	NO	
		00000	04-3545985				Tara Energy Investments, LLC	DE	DS	Liberty Energy Holdings, LLC	Ownership, Board and Management	100.000	Liberty Mutual Holding Company Inc.	NO	
		00000					TECA Santa Marta Holdings S.L	ESP	NIA	LMAT Natural Resources International S.L	Ownership	100.000	Liberty Mutual Holding Company Inc.	NO	
		00000					TECA SM LLC	DE	NIA	Teca Santa Marta Holdings S.L	Ownership	100.000	Liberty Mutual Holding Company Inc.	NO	
		00000					TECA SR LLC	DE	NIA	Santa Rita Arbol Holdings S.L	Ownership	100.000	Liberty Mutual Holding Company Inc.	NO	
0111	Liberty Mutual Insurance Company and its Affiliated Insurers	33588	04-3058503				The First Liberty Insurance Corporation	IL	DS	Liberty Mutual Insurance Company	Ownership, Board and Management	100.000	Liberty Mutual Holding Company Inc.	NO	
0111	Liberty Mutual Insurance Company and its Affiliated Insurers	23515	31-0978280				The Midwestern Indemnity Company	NH	DS	Peerless Insurance Company	Ownership, Board and Management	100.000	Liberty Mutual Holding Company Inc.	NO	
		00000	35-1283740				The National Corporation	IN	DS	Liberty-USA Corporation	Ownership, Board and Management	100.000	Liberty Mutual Holding Company Inc.	NO	
0111	Liberty Mutual Insurance Company and its Affiliated Insurers	24171	02-0342937				The Netherlands Insurance Company	NH	DS	Peerless Insurance Company	Ownership, Board and Management	100.000	Liberty Mutual Holding Company Inc.	NO	
0111	Liberty Mutual Insurance Company and its Affiliated Insurers	24074	31-0396250				The Ohio Casualty Insurance Company	NH	DS	Ohio Casualty Corporation	Ownership, Board and Management	100.000	Liberty Mutual Holding Company Inc.	NO	
		00000					Tun Kaoklai Co., Ltd.	THA	DS	Kritaya Tun Company Limited	Ownership, Board and Management	99.990	Liberty Mutual Holding Company Inc.	NO	
		00000					Tun Kaoklai Co., Ltd.	THA	DS	Liberty International Asia Pacific Holdings LLC	Ownership, Board and Management	0.010	Liberty Mutual Holding Company Inc.	NO	
		00000					Vitoria Floresta Brasil Ltda.	BRA	NIA	LMAT Natural Resources International S.L	Ownership	99.990	Liberty Mutual Holding Company Inc.	NO	
		00000					Vitoria Floresta Brasil Ltda.	BRA	NIA	LMAT Arbol Holdings LLC	Ownership	0.010	Liberty Mutual Holding Company Inc.	NO	
0111	Liberty Mutual Insurance Company and its Affiliated Insurers	26069	36-3522250				Wausau Business Insurance Company	WI	DS	Liberty Mutual Insurance Company	Ownership, Board and Management	100.000	Liberty Mutual Holding Company Inc.	NO	
0111	Liberty Mutual Insurance Company and its Affiliated Insurers	26425	36-2753986				Wausau General Insurance Company	WI	DS	Liberty Mutual Insurance Company	Ownership, Board and Management	100.000	Liberty Mutual Holding Company Inc.	NO	
		00000					Wausau Insurance Company (U.K.) Limited	GBR	DS	Liberty International Netherlands V.O.F.	Ownership, Board and Management	100.000	Liberty Mutual Holding Company Inc.	NO	
0111	Liberty Mutual Insurance Company and its Affiliated Insurers	26042	39-1341459				Wausau Underwriters Insurance Company	WI	DS	Liberty Mutual Insurance Company	Ownership, Board and Management	100.000	Liberty Mutual Holding Company Inc.	NO	
0111	Liberty Mutual Insurance Company and its Affiliated Insurers	44393	31-0624491				West American Insurance Company	IN	DS	The Ohio Casualty Insurance Company	Ownership, Board and Management	100.000	Liberty Mutual Holding Company Inc.	NO	
		00000	45-2396108				Wildcat Field Services, LLC	TX	DS	Wildcat Midstream Holdings II LLC	Ownership	100.000	Liberty Mutual Holding Company Inc.	NO	
		00000	46-1637784				Wildcat Midstream Holdings II LLC	TX	DS	Kellen Holdings, LLC	Ownership	95.000	Liberty Mutual Holding Company Inc.	NO	
		00000	35-2604562				Workgrid Software, Inc.	DE	NIA	Liberty Mutual Technology Group, Inc.	Ownership, Board and Management	100.000	Liberty Mutual Holding Company Inc.	NO	

Asterisk	

ANNUAL STATEMENT FOR THE YEAR 2023 OF THE STATE AUTOMOBILE MUTUAL INSURANCE COMPANY

SCHEDULE Y

PART 2 - SUMMARY OF INSURER'S TRANSACTIONS WITH ANY AFFILIATES

1	2	3	4	5	6	7	8	9	10	11	12	13
NAIC Company Code	ID Number	Names of Insurers and Parent, Subsidiaries or Affiliates	Shareholder Dividends	Capital Contributions	Purchases, Sales or Exchanges of Loans, Securities, Real Estate, Mortgage Loans or Other Investments	Income/ (Disbursements) Incurred in Connection with Guarantees or Undertakings for the Benefit of any Affiliate(s)	Management Agreements and Service Contracts	Income/ (Disbursements) Incurred Under Reinsurance Agreements	*	Any Other Material Activity Not in the Ordinary Course of the Insurer's Business	Totals	Reinsurance Recoverable/ (Payable) on Losses and/or Reserve Credit Taken/(Liability)
12696	58-0953149	AMERICA FIRST INSURANCE COMPANY	0	0	0	0	0	0	*	0	0	25,400,865
11526	74-3038540	AMERICA FIRST LLOYD'S INSURANCE COMPANY	0	0	0	0	0	0	*	0	0	32,223,604
45934	41-1719183	AMERICAN COMPENSATION INSURANCE COMPANY	(23,074,803)	(2,381,192)	0	0	0	0	*	0	(25,455,995)	92,074,965
19690	35-1044900	AMERICAN ECONOMY INSURANCE COMPANY	0	0	0	0	0	0	*	0	0	2,237,083,562
24066	59-0141790	AMERICAN FIRE AND CASUALTY COMPANY	0	0	0	0	0	0	*	0	0	869,929,515
19704	35-0145400	AMERICAN STATES INSURANCE COMPANY	0	0	0	0	0	0	*	0	0	1,005,563,847
19712	75-6005586	AMERICAN STATES INSURANCE COMPANY OF TEXAS	0	0	0	0	0	0	*	0	0	21,666,014
31933	75-6220479	AMERICAN STATES LLOYDS INSURANCE COMPANY	0	0	0	0	0	0	*	0	0	72,471
37214	35-1466792	AMERICAN STATES PREFERRED INSURANCE COMPANY	0	0	0	0	0	0	*	0	0	139,525,340
00000	AA-0000000	ARLINGTON INSURANCE COMPANY LTD	0	0	0	0	0	0	*	0	0	(14,890,000)
00000	AA-0000000	BARCO ASSIGNMENTS LTD	0	218,883	0	0	0	0	*	0	218,883	0
00000	AA-0000000	BERKELEY COLUMBUS REAL ESTATE	(12,000,000)	0	0	0	0	0	*	0	(12,000,000)	0
00000	AA-0000000	BERKELEY/COLUMBUS II LLC	0	6,000	0	0	0	0	*	0	6,000	0
00000	27-0547665	BERKELEY/COLUMBUS III LLC	0	0	0	0	0	0	*	0	0	0
00000	AA-0000000	BERKELEY/ST. JAMES II	0	0	0	0	0	0	*	0	0	0
00000	AA-0000000	BERKELEY/ST. JAMES REAL ESTATE	(15,000,000)	0	0	0	0	0	*	0	(15,000,000)	0
12311	41-1988144	BLOOMINGTON COMPENSATION INSURANCE COMPANY	(2,887,856)	0	0	0	0	0	*	0	(2,887,856)	11,609,952
41785	84-0856682	COLORADO CASUALTY INSURANCE COMPANY	0	0	0	0	0	0	*	0	0	31,325,376
00000	AA-0000000	COMPARION INSURANCE AGENCY, LLC	(155,000,000)	0	0	0	0	0	*	0	(155,000,000)	0
22640	35-6018566	CONSOLIDATED INSURANCE COMPANY	0	0	0	0	0	0	*	0	0	161,104,227
21458	39-0264050	EMPLOYERS INSURANCE COMPANY OF WAUSAU	20,932,666	(29,029,982)	0	0	(212,994,424)	0	*	0	(221,091,740)	(4,942,699,389)
11045	15-0302550	EXCELSIOR INSURANCE COMPANY	0	0	0	0	0	0	*	0	0	160,406,072
24724	91-0742144	FIRST NATIONAL INSURANCE COMPANY OF AMERICA	0	0	0	0	0	0	*	0	0	823,890,698
24732	91-0231910	GENERAL INSURANCE COMPANY OF AMERICA	0	0	(7,926,585)	0	0	0	*	0	(7,926,585)	853,047,168
10836	33-0763205	GOLDEN EAGLE INSURANCE CORPORATION	0	0	0	0	0	0	*	0	0	35,893,086
36919	39-1321384	HAWKEYE-SECURITY INSURANCE COMPANY	0	0	0	0	0	0	*	0	0	10,105,649
00000	AA-0000000	HELMSMAN INSURANCE AGENCY, LLC	(100,000,000)	0	0	0	0	0	*	0	(100,000,000)	0
00000	AA-0000000	HELMSMAN MANAGEMENT SERVICES, INC	0	(400,000)	0	0	0	0	*	0	(400,000)	0
00000	AA-0000000	HELMSMAN SERVICES CANADA INC.	0	400,000	0	0	0	0	*	0	400,000	0
22659	35-0410010	INDIANA INSURANCE COMPANY	0	0	0	0	0	0	*	0	0	88,446,328
26700	36-2690333	INSURANCE COMPANY OF ILLINOIS	0	0	0	0	0	0	*	0	0	88,284,412
00000	AA-0000000	IRONSHORE EUROPE LTD.	0	0	0	0	0	0	*	0	0	903,000
00000	AA-0000000	IRONSHORE INC.	0	0	0	0	0	0	*	0	0	0
23647	41-0121640	IRONSHORE INDEMNITY INC	0	0	0	0	0	0	*	0	0	998,142
00000	AA-0000000	IRONSHORE INSURANCE LTD	53,485,867	0	0	0	0	0	*	0	53,485,867	0
00000	AA-0000000	IRONSHORE INVESTMENTS HOLDINGS LTD.	(4,971,297)	0	0	0	0	0	*	0	(4,971,297)	0
00000	AA-0000000	IRONSHORE INVESTMENTS RL I LTD (BERMUDA)	(48,514,570)	0	0	0	0	0	*	0	(48,514,570)	0
25445	94-1264187	IRONSHORE SPECIALTY INSURANCE COMPANY	0	0	0	0	0	0	*	0	0	(76,558,085)
00000	AA-3190937	IRON-STARR EXCESS AGENCY, INC	0	0	0	0	0	0	*	0	0	0



ANNUAL STATEMENT FOR THE YEAR 2023 OF THE STATE AUTOMOBILE MUTUAL INSURANCE COMPANY

SCHEDULE Y

PART 2 - SUMMARY OF INSURER'S TRANSACTIONS WITH ANY AFFILIATES

1	2	3	4	5	6	7	8	9	10	11	12	13
NAIC Company Code	ID Number	Names of Insurers and Parent, Subsidiaries or Affiliates	Shareholder Dividends	Capital Contributions	Purchases, Sales or Exchanges of Loans, Securities, Real Estate, Mortgage Loans or Other Investments	Income/ (Disbursements) Incurred in Connection with Guarantees or Undertakings for the Benefit of any Affiliate(s)	Management Agreements and Service Contracts	Income/ (Disbursements) Incurred Under Reinsurance Agreements	*	Any Other Material Activity Not in the Ordinary Course of the Insurer's Business	Totals	Reinsurance Recoverable/ (Payable) on Losses and/or Reserve Credit Taken/(Liability)
00000	AA-0000000	LEXCO LTD	0	0	0	0	0	0	*	0	0	0
00000	AA-0000000	LIBERTY BRASIL INVESTIMENTOS E PARTICIPACOES LIMITADA	0	0	0	0	0	0	*	0	0	0
00000	AA-0000000	LIBERTY COMPANIA DE SEGUROS GENERALES,	0	0	0	0	0	0	*	0	0	29,484,000
00000	AA-0000000	LIBERTY CORPORATE SERVICES	0	0	0	0	0	0	*	0	0	0
19544	75-2447701	LIBERTY COUNTY MUTUAL INSURANCE COMPANY	0	0	0	0	0	0	*	0	0	1,439,602,083
00000	52-2282916	LIBERTY ENERGY HOLDINGS LLC	(2,484,487)	(110,000,000)	0	0	0	0	*	0	(112,484,487)	0
00000	AA-0000000	LIBERTY INFORMATION TECHNOLOGY	(3,757,200)	0	0	0	0	0	*	0	(3,757,200)	0
00000	AA-5480066	LIBERTY INSURANCE BERHAD	(58,603,241)	0	0	0	0	0	*	0	(58,603,241)	5,216,000
00000	AA-0000000	LIBERTY INSURANCE COMPANY LTD.	0	0	0	0	0	0	*	0	0	(3,000)
42404	03-0316876	LIBERTY INSURANCE CORPORATION	0	0	(26,719,673)	0	0	0	*	0	(26,719,673)	6,498,032,447
00000	52-2107018	LIBERTY INSURANCE HOLDINGS INC.	0	0	0	0	0	0	*	0	0	0
00000	AA-0000000	LIBERTY INSURANCE LIMITED	0	0	0	0	0	0	*	0	0	15,000
00000	AA-0000000	LIBERTY INSURANCE LIMITED (IRELAND)	0	0	0	0	0	0	*	0	0	23,206,000
00000	AA-0000000	LIBERTY INSURANCE OJSC	0	0	0	0	0	0	*	0	0	(8,000)
00000	AA-5760024	LIBERTY INSURANCE PTE LTD	0	0	0	0	0	0	*	0	0	(2,501,000)
00000	AA-05761050	LIBERTY INSURANCE PTE LTD.	0	0	0	0	0	0	*	0	0	(16,500,000)
19917	22-2227331	LIBERTY INSURANCE UNDERWRITERS INC.	0	0	0	0	0	0	*	0	0	(289,191,272)
00000	AA-0000000	LIBERTY INTERNATIONAL (HK) LIMITED	0	0	0	0	0	0	*	0	0	87,103,000
00000	04-3209289	LIBERTY INTERNATIONAL HOLDINGS INC.	(525,632,256)	(324,321,864)	0	0	0	0	*	0	(849,954,120)	0
00000	AA-1780043	LIBERTY INTERNATIONAL INSURANCE CO LTD	0	0	0	0	0	0	*	0	0	0
00000	AA-5320110	LIBERTY INTERNATIONAL INSURANCE LTD	0	0	0	0	0	0	*	0	0	0
00000	AA-0000000	LIBERTY INTERNATIONAL UNDERWRITER SINGAPORE	0	0	0	0	0	0	*	0	0	63,298,000
65315	04-6076039	LIBERTY LIFE ASSURANCE COMPANY OF BOSTON	0	0	0	0	0	0	*	0	0	0
11041	74-2963323	LIBERTY LLOYDS OF TEXAS INSURANCE COMPANY	0	0	0	0	0	0	*	0	0	14,616,367
00000	AA-0000000	LIBERTY MANAGEMENT SERVICES INC	0	0	0	0	0	0	*	0	0	0
00000	AA-0000000	LIBERTY METALS AND MINING HOLDINGS LLC	0	(67,000,000)	0	0	0	0	*	0	(67,000,000)	0
00000	AA-3190194	LIBERTY MUTUAL (BERMUDA) LTD.	0	0	0	0	0	0	*	0	0	(1,391,000)
00000	AA-0000000	LIBERTY MUTUAL CAPTIVE HOLDINGS LLC	0	0	0	0	0	0	*	0	0	0
00000	AA-0000000	LIBERTY MUTUAL DIRECT INSURANCE COMPANY	0	0	0	0	0	0	*	0	0	0
23035	04-1924000	LIBERTY MUTUAL FIRE INSURANCE COMPANY	6,076,870	(29,029,982)	(80,848,007)	(212,994,424)	0	0	*	0	(316,795,543)	4,163,666,204
00000	04-3583679	LIBERTY MUTUAL GROUP INC.	1,079,806,770	(510,217,054)	0	2,704,150,755	0	0	*	0	3,273,740,471	0
00000	AA-0000000	LIBERTY MUTUAL HOLDING COMPANY	26,036,358	0	0	0	0	0	*	0	26,036,358	0
23043	04-1543470	LIBERTY MUTUAL INSURANCE COMPANY	810,037,734	70,819,415	1,119,373,831	(1,372,935,605)	0	0	*	0	627,295,375	(21,294,162,291)
00000	AA-1120855	LIBERTY MUTUAL INSURANCE EUROPE LIMITED	0	0	0	0	0	0	*	0	0	197,390,000
00000	AA-0000000	LIBERTY MUTUAL INVESTMENT HOLDINGS LLC	(207,153,242)	300,000,000	0	0	0	0	*	0	92,846,758	0
00001	AA-0000000	LIBERTY MUTUAL LATAM LLC.	0	0	0	0	0	0	*	0	0	0
00000	AA-0000000	LIBERTY MUTUAL MANAGED CARE, LLC	(114,000,000)	0	0	0	0	0	*	0	(114,000,000)	0
14486	23-0867770	LIBERTY MUTUAL MID-ATLANTIC INSURANCE COMPANY	0	0	0	0	0	0	*	0	0	192,298,600
00000	46-3043236	LIBERTY MUTUAL OPPORTUNISTIC INVESTMENTS LLC	(183,401,028)	717,347,368	0	0	0	0	*	0	533,946,340	0

ANNUAL STATEMENT FOR THE YEAR 2023 OF THE STATE AUTOMOBILE MUTUAL INSURANCE COMPANY

SCHEDULE Y

PART 2 - SUMMARY OF INSURER'S TRANSACTIONS WITH ANY AFFILIATES

1	2	3	4	5	6	7	8	9	10	11	12	13
NAIC Company Code	ID Number	Names of Insurers and Parent, Subsidiaries or Affiliates	Shareholder Dividends	Capital Contributions	Purchases, Sales or Exchanges of Loans, Securities, Real Estate, Mortgage Loans or Other Investments	Income/ (Disbursements) Incurred in Connection with Guarantees or Undertakings for the Benefit of any Affiliate(s)	Management Agreements and Service Contracts	Income/ (Disbursements) Incurred Under Reinsurance Agreements	*	Any Other Material Activity Not in the Ordinary Course of the Insurer's Business	Totals	Reinsurance Recoverable/ (Payable) on Losses and/or Reserve Credit Taken/(Liability)
.....12484 .....	04-1023460 .....	LIBERTY MUTUAL PERSONAL INSURANCE COMPANY	.....0 .....	.....0 .....	.....0 .....	.....0 .....	.....0 .....	.....0 .....	* .....	.....0 .....	.....0 .....	.....3,985,242,527 .....
.....00000 .....	47-4222611 .....	LIBERTY MUTUAL PERSONAL INSURANCE VENTURES	.....0 .....	.....9,169,155 .....	.....0 .....	.....0 .....	.....0 .....	.....0 .....	* .....	.....0 .....	.....9,169,155 .....	.....0 .....
.....00000 .....	AA-0000000 .....	LIBERTY MUTUAL TECHNOLOGY GROUP, INC. ....	.....(128,500,000) .....	.....(17,900,000) .....	.....0 .....	.....0 .....	.....0 .....	.....0 .....	* .....	.....0 .....	.....(146,400,000) .....	.....0 .....
.....41939 .....	93-0824674 .....	LIBERTY NORTHWEST INSURANCE CORPORATION ..	.....0 .....	.....0 .....	.....0 .....	.....0 .....	.....0 .....	.....0 .....	* .....	.....0 .....	.....0 .....	.....543,206,280 .....
.....00000 .....	AA-0000000 .....	LIBERTY PARKWOOD CROSSING .....	.....(3,174,768) .....	.....0 .....	.....0 .....	.....0 .....	.....0 .....	.....0 .....	* .....	.....0 .....	.....(3,174,768) .....	.....0 .....
.....11746 .....	38-1742556 .....	LIBERTY PERSONAL INSURANCE COMPANY .....	.....0 .....	.....0 .....	.....0 .....	.....0 .....	.....0 .....	.....0 .....	* .....	.....0 .....	.....0 .....	.....121,190,788 .....
.....00000 .....	AA-0000000 .....	LIBERTY PLANO, LLC .....	.....(7,225,000) .....	.....0 .....	.....0 .....	.....0 .....	.....0 .....	.....0 .....	* .....	.....0 .....	.....(7,225,000) .....	.....0 .....
.....00000 .....	98-0336014 .....	LIBERTY RE BERMUDA LTD. ....	.....0 .....	.....0 .....	.....0 .....	.....0 .....	.....0 .....	.....0 .....	* .....	.....0 .....	.....0 .....	.....0 .....
.....00000 .....	AA-0000000 .....	LIBERTY REAL ESTATE HOLDINGS LLC .....	.....0 .....	.....0 .....	.....0 .....	.....0 .....	.....0 .....	.....0 .....	* .....	.....0 .....	.....0 .....	.....0 .....
.....00000 .....	AA-3191401 .....	LIBERTY REINSURANCE (BERMUDA) LTD .....	.....0 .....	.....0 .....	.....0 .....	.....0 .....	.....0 .....	.....0 .....	* .....	.....0 .....	.....0 .....	.....(564,000) .....
.....00000 .....	AA-2134121 .....	LIBERTY SEGUROS ARGENTINA S.A. ....	.....0 .....	.....0 .....	.....0 .....	.....0 .....	.....0 .....	.....0 .....	* .....	.....0 .....	.....0 .....	.....26,000 .....
.....00000 .....	AA-0000000 .....	LIBERTY SEGUROS COMPANIA DE SEGUROS Y RE ..	.....0 .....	.....0 .....	.....0 .....	.....0 .....	.....0 .....	.....0 .....	* .....	.....0 .....	.....0 .....	.....14,477,000 .....
.....00000 .....	AA-0000000 .....	LIBERTY SEGUROS S.A. (BRAZIL) .....	.....0 .....	.....0 .....	.....0 .....	.....0 .....	.....0 .....	.....0 .....	* .....	.....0 .....	.....0 .....	.....24,541,000 .....
.....00000 .....	AA-2330026 .....	LIBERTY SEGUROS S.A. (COLOMBIA) .....	.....0 .....	.....0 .....	.....0 .....	.....0 .....	.....0 .....	.....0 .....	* .....	.....0 .....	.....0 .....	.....24,145,000 .....
.....00000 .....	AA-0000000 .....	LIBERTY SEGUROS S.A. (ECUADOR) .....	.....0 .....	.....0 .....	.....0 .....	.....0 .....	.....0 .....	.....0 .....	* .....	.....0 .....	.....0 .....	.....643,000 .....
.....00000 .....	AA-1824100 .....	LIBERTY SEGUROS S.A. (PORTUGAL) .....	.....0 .....	.....0 .....	.....0 .....	.....0 .....	.....0 .....	.....0 .....	* .....	.....0 .....	.....0 .....	.....12,412,000 .....
.....00000 .....	AA-1860690 .....	LIBERTY SIGORTA ANONIM SIRKETI .....	.....0 .....	.....0 .....	.....0 .....	.....0 .....	.....0 .....	.....0 .....	* .....	.....0 .....	.....0 .....	.....807,000 .....
.....00000 .....	38-3760923 .....	LIBERTY STRUCTURED HOLDINGS LLC .....	.....0 .....	.....445,000,000 .....	.....0 .....	.....0 .....	.....0 .....	.....0 .....	* .....	.....0 .....	.....445,000,000 .....	.....0 .....
.....10725 .....	04-3390891 .....	LIBERTY SURPLUS INSURANCE CORPORATION .....	.....0 .....	.....0 .....	.....0 .....	.....0 .....	.....0 .....	.....0 .....	* .....	.....0 .....	.....0 .....	.....(127,550,539) .....
.....00000 .....	AA-0000000 .....	LIBERTY USA CORP .....	.....0 .....	.....0 .....	.....0 .....	.....0 .....	.....0 .....	.....0 .....	* .....	.....0 .....	.....0 .....	.....0 .....
.....00000 .....	AA-0000000 .....	LIBERTY VIDEOCON GENERAL IN .....	.....0 .....	.....0 .....	.....0 .....	.....0 .....	.....0 .....	.....0 .....	* .....	.....0 .....	.....0 .....	.....3,869,000 .....
.....00000 .....	AA-1126005 .....	LLOYD'S SYNDICATE # 4000 .....	.....0 .....	.....0 .....	.....0 .....	.....0 .....	.....0 .....	.....0 .....	* .....	.....0 .....	.....0 .....	.....0 .....
.....00000 .....	AA-1120161 .....	LLOYDS SYNDICATE 1980 .....	.....0 .....	.....0 .....	.....0 .....	.....0 .....	.....0 .....	.....0 .....	* .....	.....0 .....	.....0 .....	.....0 .....
.....00000 .....	AA-1126006 .....	LLOYDS SYNDICATE 4472 .....	.....0 .....	.....0 .....	.....0 .....	.....0 .....	.....0 .....	.....0 .....	* .....	.....0 .....	.....0 .....	.....575,808,000 .....
.....36447 .....	22-2227328 .....	LM GENERAL INSURANCE COMPANY .....	.....0 .....	.....0 .....	.....0 .....	.....0 .....	.....0 .....	.....0 .....	* .....	.....0 .....	.....0 .....	.....(308,893,587) .....
.....33600 .....	04-3058504 .....	LM INSURANCE CORPORATION .....	.....0 .....	.....0 .....	.....(7,977,089) .....	.....0 .....	.....0 .....	.....0 .....	* .....	.....0 .....	.....(7,977,089) .....	.....3,827,010,773 .....
.....32352 .....	22-2053189 .....	LM PROPERTY AND CASUALTY INSURANCE COMPANY .....	.....0 .....	.....0 .....	.....0 .....	.....0 .....	.....0 .....	.....0 .....	* .....	.....0 .....	.....0 .....	.....2,751,791 .....
.....00000 .....	AA-0000000 .....	LMAT HOLDINGS .....	.....0 .....	.....(9,700,507) .....	.....0 .....	.....0 .....	.....0 .....	.....0 .....	* .....	.....0 .....	.....(9,700,507) .....	.....0 .....
.....00000 .....	AA-0000000 .....	LMAT INTERNATIONAL .....	.....0 .....	.....4,169,907 .....	.....0 .....	.....0 .....	.....0 .....	.....0 .....	* .....	.....0 .....	.....4,169,907 .....	.....0 .....
.....00000 .....	AA-0000000 .....	LMG INSURANCE COMPANY LTD. (THAILAND) .....	.....0 .....	.....0 .....	.....0 .....	.....0 .....	.....0 .....	.....0 .....	* .....	.....0 .....	.....0 .....	.....0 .....
.....00000 .....	AA-0000000 .....	LMG INSURANCE PUBLIC CO LTD .....	.....0 .....	.....0 .....	.....0 .....	.....0 .....	.....0 .....	.....0 .....	* .....	.....0 .....	.....0 .....	.....938,000 .....
.....00000 .....	AA-0000000 .....	LMHC MASSACHUSETTS HOLDINGS INC. ....	.....180,071 .....	.....0 .....	.....0 .....	.....0 .....	.....0 .....	.....0 .....	* .....	.....0 .....	.....180,071 .....	.....0 .....
.....23353 .....	35-1135866 .....	MERIDIAN SECURITY INSURANCE COMPANY .....	.....(38,396,772) .....	.....0 .....	.....0 .....	.....0 .....	.....0 .....	.....0 .....	* .....	.....0 .....	.....(38,396,772) .....	.....465,496,467 .....
.....23507 .....	31-0978279 .....	MID-AMERICAN FIRE & CASUALTY COMPANY .....	.....0 .....	.....0 .....	.....0 .....	.....0 .....	.....0 .....	.....0 .....	* .....	.....0 .....	.....0 .....	.....77,483 .....
.....41653 .....	46-0368854 .....	MILBANK INSURANCE COMPANY .....	.....(74,500,000) .....	.....0 .....	.....0 .....	.....0 .....	.....0 .....	.....0 .....	* .....	.....0 .....	.....(74,500,000) .....	.....283,459,619 .....
.....14613 .....	52-0424870 .....	MONTGOMERY MUTUAL INSURANCE COMPANY .....	.....0 .....	.....0 .....	.....0 .....	.....0 .....	.....0 .....	.....0 .....	* .....	.....0 .....	.....0 .....	.....144,171,094 .....
.....00000 .....	AA-1380115 .....	N.V. NATIONAL BORG-MAATSCHAPPIJ .....	.....0 .....	.....0 .....	.....0 .....	.....0 .....	.....0 .....	.....0 .....	* .....	.....0 .....	.....0 .....	.....38,304,000 .....
.....27944 .....	35-1287317 .....	NATIONAL INSURANCE ASSOCIATION .....	.....0 .....	.....0 .....	.....0 .....	.....0 .....	.....0 .....	.....0 .....	* .....	.....0 .....	.....0 .....	.....(6,080) .....
.....23892 .....	93-6029263 .....	NORTH PACIFIC INSURANCE COMPANY .....	.....0 .....	.....0 .....	.....0 .....	.....0 .....	.....0 .....	.....0 .....	* .....	.....0 .....	.....0 .....	.....32,593,967 .....
.....00000 .....	AA-0000000 .....	OCI PRINTING .....	.....0 .....	.....0 .....	.....0 .....	.....0 .....	.....0 .....	.....0 .....	* .....	.....0 .....	.....0 .....	.....0 .....
.....00000 .....	22-2195982 .....	OHIO CASUALTY CORPORATION .....	.....0 .....	.....0 .....	.....0 .....	.....0 .....	.....0 .....	.....0 .....	* .....	.....0 .....	.....0 .....	.....0 .....
.....24082 .....	31-0541777 .....	OHIO SECURITY INSURANCE COMPANY .....	.....0 .....	.....0 .....	.....(3,468,891) .....	.....0 .....	.....0 .....	.....0 .....	* .....	.....0 .....	.....(3,468,891) .....	.....4,899,975,543 .....

ANNUAL STATEMENT FOR THE YEAR 2023 OF THE STATE AUTOMOBILE MUTUAL INSURANCE COMPANY

SCHEDULE Y

PART 2 - SUMMARY OF INSURER'S TRANSACTIONS WITH ANY AFFILIATES

1	2	3	4	5	6	7	8	9	10	11	12	13
NAIC Company Code	ID Number	Names of Insurers and Parent, Subsidiaries or Affiliates	Shareholder Dividends	Capital Contributions	Purchases, Sales or Exchanges of Loans, Securities, Real Estate, Mortgage Loans or Other Investments	Income/ (Disbursements) Incurred in Connection with Guarantees or Undertakings for the Benefit of any Affiliate(s)	Management Agreements and Service Contracts	Income/ (Disbursements) Incurred Under Reinsurance Agreements	*	Any Other Material Activity Not in the Ordinary Course of the Insurer's Business	Totals	Reinsurance Recoverable/ (Payable) on Losses and/or Reserve Credit Taken/(Liability)
23922	93-0241650	OREGON AUTOMOBILE INSURANCE COMPANY	0	0	0	0	0	0	*	0	0	3,747,216
14923	06-0487440	PATRONS MUTUAL INSURANCE COMPANY OF CONNECTICUT	0	0	0	0	0	0	*	0	0	38,580,099
18333	13-2919779	PEERLESS INDEMNITY INSURANCE COMPANY	0	0	0	0	0	0	*	0	0	293,035,626
24198	02-0177030	PEERLESS INSURANCE COMPANY	45,573,330	(263,339,945)	(458,562,245)	0	(532,486,060)	0	*	0	(1,208,814,920)	(15,154,195,481)
30945	58-1140651	PLAZA INSURANCE COMPANY	(2,756,383)	0	0	0	0	0	*	0	(2,756,383)	41,471,678
00000		PRIMERO FIANZAS S.A. DE C.V.	0	0	0	0	0	0	*	0	0	9,821,000
00000	AA-0000000	RBC 89 TAX CREDIT FUND	0	3,697,745	0	0	0	0	*	0	3,697,745	0
00000	AA-0000000	RBC STATE CREDIT FUND	0	20,500	0	0	0	0	*	0	20,500	0
00000	AA-0000000	RJ MASSACHUSETTS TAX CREDIT FUND	0	0	0	0	0	0	*	0	0	0
00000	25-1923260	ROCKHILL HOLDING COMPANY	0	0	0	0	0	0	*	0	0	0
28053	06-1149847	ROCKHILL INSURANCE COMPANY	(8,851,730)	0	(8,687,435)	0	0	0	*	0	(17,539,165)	106,080,770
00000	41-1440870	RTW, INC.	0	2,381,192	0	0	0	0	*	0	2,381,192	0
24740	91-0742148	SAFECO INSURANCE COMPANY OF AMERICA	16,572,017	(89,779,982)	(24,763,794)	0	(159,745,818)	0	*	0	(257,717,577)	(388,970,271)
39012	91-1115311	SAFECO INSURANCE COMPANY OF ILLINOIS	0	0	0	0	0	0	*	0	0	3,118,193,797
11215	23-2640501	SAFECO INSURANCE COMPANY OF INDIANA	0	0	0	0	0	0	*	0	0	943,755,058
11071	93-1300233	SAFECO INSURANCE COMPANY OF OREGON	0	0	0	0	0	0	*	0	0	654,267,490
11070	91-6258394	SAFECO LLOYDS INSURANCE COMPANY	0	0	0	0	0	0	*	0	0	12,435,458
24759	91-0885519	SAFECO NATIONAL INSURANCE COMPANY	0	0	0	0	0	0	*	0	0	105,172,706
11100	91-1231536	SAFECO SURPLUS LINES INSURANCE COMPANY	0	0	0	0	0	0	*	0	0	0
00000	AA-0000000	SEGUROS CARACAS DE LIBERTY MUTUAL, C.	0	0	0	0	0	0	*	0	0	0
00000	81-2854330	SOLARIA LABS, LLC	0	0	0	0	0	0	*	0	0	0
00000	AA-0000000	Solis Health Plans Inc	0	0	0	0	0	0	*	0	0	236,000
00000	98-0413905	ST. JAMES INSURANCE COMPANY LTD.	0	0	0	0	0	0	*	0	0	377,000
00000	84-1695835	ST. JAMES/ARLINGTON LLC	0	0	0	0	0	0	*	0	0	0
00000	84-1695837	ST. JAMES/ARLINGTON REAL ESTATE LIMITED	0	0	0	0	0	0	*	0	0	0
00000	31-1324304	STATE AUTO FINANCIAL CORPORATION	75,000,000	0	0	0	0	0	*	0	75,000,000	0
00000	20-8756040	STATE AUTO HOLDINGS, INC.	0	0	0	0	0	0	*	0	0	0
11017	31-1651026	STATE AUTO INSURANCE COMPANY OF OHIO	(11,800,743)	0	(1,874,125)	0	0	0	*	0	(13,674,868)	20,831,411
31755	39-1211058	STATE AUTO INSURANCE COMPANY OF WISCONSIN	(8,894,431)	0	(3,489,802)	0	0	0	*	0	(12,384,233)	5,536,723
25127	57-6010814	STATE AUTO PROPERTY & CASUALTY INSURANCE COMPANY	(385,000,000)	0	(346,297,956)	0	0	0	*	0	(731,297,956)	935,127,965
25135	31-4316080	STATE AUTOMOBILE MUTUAL INSURANCE COMPANY	(28,837,282)	0	(68,168,381)	0	0	0	*	0	(97,005,663)	1,626,972,237
00000	31-0676465	STATECO FINANCIAL SERVICES INC	0	0	0	0	0	0	*	0	0	0
33588	04-3058503	THE FIRST LIBERTY INSURANCE CORPORATION	0	0	(7,320,469)	0	0	0	*	0	(7,320,469)	959,952,344
23515	31-0978280	THE MIDWESTERN INDEMNITY COMPANY	0	0	0	0	0	0	*	0	0	16,501,524
24171	02-0342937	THE NETHERLANDS INSURANCE COMPANY	0	0	0	0	0	0	*	0	0	479,212,726
24074	31-0396250	THE OHIO CASUALTY INSURANCE COMPANY	20,715,406	(118,029,657)	(73,269,379)	0	(212,994,424)	0	*	0	(383,578,054)	(3,357,475,802)
00000	AA-3190330	THE STUART INSURANCE GROUP LTD.	0	0	0	0	0	0	*	0	0	0
26069	36-3522250	WAUSAU BUSINESS INSURANCE COMPANY	0	0	0	0	0	0	*	0	0	187,030,966
26425	36-2753986	WAUSAU GENERAL INSURANCE COMPANY	0	0	0	0	0	0	*	0	0	44,425,439
26042	39-1341459	WAUSAU UNDERWRITERS INSURANCE COMPANY	0	0	0	0	0	0	*	0	0	1,034,253,393
44393	31-0624491	WEST AMERICAN INSURANCE COMPANY	0	0	0	0	0	0	*	0	0	933,912,845

SCHEDULE Y

PART 2 - SUMMARY OF INSURER’S TRANSACTIONS WITH ANY AFFILIATES

1	2	3	4	5	6	7	8	9	10	11	12	13
NAIC Company Code	ID Number	Names of Insurers and Parent, Subsidiaries or Affiliates	Shareholder Dividends	Capital Contributions	Purchases, Sales or Exchanges of Loans, Securities, Real Estate, Mortgage Loans or Other Investments	Income/ (Disbursements) Incurred in Connection with Guarantees or Undertakings for the Benefit of any Affiliate(s)	Management Agreements and Service Contracts	Income/ (Disbursements) Incurred Under Reinsurance Agreements	*	Any Other Material Activity Not in the Ordinary Course of the Insurer's Business	Totals	Reinsurance Recoverable/ (Payable) on Losses and/or Reserve Credit Taken/(Liability)
.....00000 .....	AA-0000000 .....	WORKGRID SOFTWARE .....	.....0	.....17,900,000	.....0	.....0	.....0	.....0	.....*	.....0	.....17,900,000	.....0
9999999	Control Totals		0	0	0	0	0	0	XXX	0	0	0

ANNUAL STATEMENT FOR THE YEAR 2023 OF THE STATE AUTOMOBILE MUTUAL INSURANCE COMPANY

**SCHEDULE Y**

**PART 3 - ULTIMATE CONTROLLING PARTY AND LISTING OF OTHER U.S. INSURANCE GROUPS OR ENTITIES UNDER THAT ULTIMATE CONTROLLING PARTY'S CONTROL**

1	2	3	4	5	6	7	8
Insurers in Holding Company	Owners with Greater Than 10% Ownership	Ownership Percentage Column 2 of Column 1	Granted Disclaimer of Control\ Affiliation of Column 2 Over Column 1 (Yes/No)	Ultimate Controlling Party	U.S. Insurance Groups or Entities Controlled by Column 5	Ownership Percentage (Column 5 of Column 6)	Granted Disclaimer of Control\ Affiliation of Column 5 Over Column 6 (Yes/No)
America First Insurance Company .....	Peerless Insurance Company .....	100.000	NO.....	Liberty Mutual Holding Company Inc. ....	Liberty Mutual Insurance Company and its Affiliated Insurers .....	100.000	NO.....
America First Lloyd's Insurance Company .....	Gulf States AIF, Inc., Attorney-in-Fact .....	0.000	NO.....	Liberty Mutual Holding Company Inc. ....	Liberty Mutual Insurance Company and its Affiliated Insurers .....	100.000	NO.....
American Compensation Insurance Company .....	RTW, Inc. ....	100.000	NO.....	Liberty Mutual Holding Company Inc. ....	Liberty Mutual Insurance Company and its Affiliated Insurers .....	100.000	NO.....
American Economy Insurance Company .....	Safeco Corporation .....	100.000	NO.....	Liberty Mutual Holding Company Inc. ....	Liberty Mutual Insurance Company and its Affiliated Insurers .....	100.000	NO.....
American Fire and Casualty Company .....	The Ohio Casualty Insurance Company .....	100.000	NO.....	Liberty Mutual Holding Company Inc. ....	Liberty Mutual Insurance Company and its Affiliated Insurers .....	100.000	NO.....
American States Insurance Company .....	Safeco Corporation .....	100.000	NO.....	Liberty Mutual Holding Company Inc. ....	Liberty Mutual Insurance Company and its Affiliated Insurers .....	100.000	NO.....
American States Insurance Company of Texas .....	American Economy Insurance Company .....	100.000	NO.....	Liberty Mutual Holding Company Inc. ....	Liberty Mutual Insurance Company and its Affiliated Insurers .....	100.000	NO.....
American States Lloyds Insurance Company .....	General America Corporation of Texas, Attorney-in-Fact .....	0.000	NO.....	Liberty Mutual Holding Company Inc. ....	Liberty Mutual Insurance Company and its Affiliated Insurers .....	100.000	NO.....
American States Preferred Insurance Company .....	Safeco Corporation .....	100.000	NO.....	Liberty Mutual Holding Company Inc. ....	Liberty Mutual Insurance Company and its Affiliated Insurers .....	100.000	NO.....
Bloomington Compensation Insurance Company .....	American Compensation Insurance Company .....	100.000	NO.....	Liberty Mutual Holding Company Inc. ....	Liberty Mutual Insurance Company and its Affiliated Insurers .....	100.000	NO.....
Colorado Casualty Insurance Company .....	Peerless Insurance Company .....	100.000	NO.....	Liberty Mutual Holding Company Inc. ....	Liberty Mutual Insurance Company and its Affiliated Insurers .....	100.000	NO.....
Consolidated Insurance Company .....	Indiana Insurance Company .....	100.000	NO.....	Liberty Mutual Holding Company Inc. ....	Liberty Mutual Insurance Company and its Affiliated Insurers .....	100.000	NO.....
Employers Insurance Company of Wausau .....	Liberty Mutual Group Inc. ....	100.000	NO.....	Liberty Mutual Holding Company Inc. ....	Liberty Mutual Insurance Company and its Affiliated Insurers .....	100.000	NO.....
Excelsior Insurance Company .....	Peerless Insurance Company .....	100.000	NO.....	Liberty Mutual Holding Company Inc. ....	Liberty Mutual Insurance Company and its Affiliated Insurers .....	100.000	NO.....
First National Insurance Company of America .....	Safeco Insurance Company of Illinois .....	100.000	NO.....	Liberty Mutual Holding Company Inc. ....	Liberty Mutual Insurance Company and its Affiliated Insurers .....	100.000	NO.....
General Insurance Company of America .....	Safeco Corporation .....	100.000	NO.....	Liberty Mutual Holding Company Inc. ....	Liberty Mutual Insurance Company and its Affiliated Insurers .....	100.000	NO.....
Golden Eagle Insurance Corporation .....	Peerless Insurance Company .....	100.000	NO.....	Liberty Mutual Holding Company Inc. ....	Liberty Mutual Insurance Company and its Affiliated Insurers .....	100.000	NO.....
Hawkeye-Security Insurance Company .....	Peerless Insurance Company .....	100.000	NO.....	Liberty Mutual Holding Company Inc. ....	Liberty Mutual Insurance Company and its Affiliated Insurers .....	100.000	NO.....
Indiana Insurance Company .....	Liberty Mutual Agency Corporation .....	100.000	NO.....	Liberty Mutual Holding Company Inc. ....	Liberty Mutual Insurance Company and its Affiliated Insurers .....	100.000	NO.....
Insurance Company of Illinois .....	Liberty Mutual Insurance Company .....	100.000	NO.....	Liberty Mutual Holding Company Inc. ....	Liberty Mutual Insurance Company and its Affiliated Insurers .....	100.000	NO.....
Ironshore Indemnity Inc. ....	Ironshore Holdings (US) Inc. ....	100.000	NO.....	Liberty Mutual Holding Company Inc. ....	Liberty Mutual Insurance Company and its Affiliated Insurers .....	100.000	NO.....
Ironshore Specialty Insurance Company .....	Ironshore Holdings (US) Inc. ....	100.000	NO.....	Liberty Mutual Holding Company Inc. ....	Liberty Mutual Insurance Company and its Affiliated Insurers .....	100.000	NO.....

ANNUAL STATEMENT FOR THE YEAR 2023 OF THE STATE AUTOMOBILE MUTUAL INSURANCE COMPANY

SCHEDULE Y

PART 3 - ULTIMATE CONTROLLING PARTY AND LISTING OF OTHER U.S. INSURANCE GROUPS OR ENTITIES UNDER THAT ULTIMATE CONTROLLING PARTY'S CONTROL

1	2	3	4	5	6	7	8
		Ownership Percentage Column 2 of Column 1	Granted Disclaimer of Control\ Affiliation of Column 2 Over Column 1 (Yes/No)			Ownership Percentage (Column 5 of Column 6)	Granted Disclaimer of Control\ Affiliation of Column 5 Over Column 6 (Yes/No)
Insurers in Holding Company	Owners with Greater Than 10% Ownership			Ultimate Controlling Party	U.S. Insurance Groups or Entities Controlled by Column 5		
Liberty County Mutual Insurance Company .....	Berkeley Management Corporation, Management Contract .....	0.000	NO	Liberty Mutual Holding Company Inc. ....	Liberty Mutual Insurance Company and its Affiliated Insurers .....	100.000	NO
Liberty Insurance Corporation .....	Liberty Mutual Insurance Company .....	100.000	NO	Liberty Mutual Holding Company Inc. ....	Liberty Mutual Insurance Company and its Affiliated Insurers .....	100.000	NO
Liberty Insurance Underwriters Inc. ....	Liberty Mutual Insurance Company .....	100.000	NO	Liberty Mutual Holding Company Inc. ....	Liberty Mutual Insurance Company and its Affiliated Insurers .....	100.000	NO
Liberty Lloyds of Texas Insurance Company .....	Berkeley Management Corporation, Attorney-in-Fact ..	0.000	NO	Liberty Mutual Holding Company Inc. ....	Liberty Mutual Insurance Company and its Affiliated Insurers .....	100.000	NO
Liberty Mutual Fire Insurance Company .....	Liberty Mutual Group Inc. ....	100.000	NO	Liberty Mutual Holding Company Inc. ....	Liberty Mutual Insurance Company and its Affiliated Insurers .....	100.000	NO
Liberty Mutual Insurance Company .....	Liberty Mutual Group Inc. ....	100.000	NO	Liberty Mutual Holding Company Inc. ....	Liberty Mutual Insurance Company and its Affiliated Insurers .....	100.000	NO
Liberty Mutual Mid-Atlantic Insurance Company .....	Liberty Mutual Insurance Company .....	0.000	NO	Liberty Mutual Holding Company Inc. ....	Liberty Mutual Insurance Company and its Affiliated Insurers .....	100.000	NO
Liberty Mutual Personal Insurance Company .....	Liberty Mutual Group Inc. ....	100.000	NO	Liberty Mutual Holding Company Inc. ....	Liberty Mutual Insurance Company and its Affiliated Insurers .....	100.000	NO
Liberty Northwest Insurance Corporation .....	Peerless Insurance Company .....	100.000	NO	Liberty Mutual Holding Company Inc. ....	Liberty Mutual Insurance Company and its Affiliated Insurers .....	100.000	NO
Liberty Personal Insurance Company .....	Liberty Mutual Insurance Company .....	100.000	NO	Liberty Mutual Holding Company Inc. ....	Liberty Mutual Insurance Company and its Affiliated Insurers .....	100.000	NO
Liberty Surplus Insurance Corporation .....	Liberty Mutual Insurance Company .....	100.000	NO	Liberty Mutual Holding Company Inc. ....	Liberty Mutual Insurance Company and its Affiliated Insurers .....	100.000	NO
LM General Insurance Company .....	Liberty Mutual Insurance Company .....	100.000	NO	Liberty Mutual Holding Company Inc. ....	Liberty Mutual Insurance Company and its Affiliated Insurers .....	100.000	NO
LM Insurance Corporation .....	Liberty Mutual Insurance Company .....	100.000	NO	Liberty Mutual Holding Company Inc. ....	Liberty Mutual Insurance Company and its Affiliated Insurers .....	100.000	NO
LM Property and Casualty Insurance Company .....	Liberty Mutual Insurance Company .....	100.000	NO	Liberty Mutual Holding Company Inc. ....	Liberty Mutual Insurance Company and its Affiliated Insurers .....	100.000	NO
Meridian Security Insurance Company .....	State Auto Holdings, Inc. ....	100.000	NO	Liberty Mutual Holding Company Inc. ....	Liberty Mutual Insurance Company and its Affiliated Insurers .....	100.000	NO
Mid-American Fire & Casualty Company .....	The Midwestern Indemnity Company .....	100.000	NO	Liberty Mutual Holding Company Inc. ....	Liberty Mutual Insurance Company and its Affiliated Insurers .....	100.000	NO
Milbank Insurance Company .....	State Auto Financial Corporation .....	100.000	NO	Liberty Mutual Holding Company Inc. ....	Liberty Mutual Insurance Company and its Affiliated Insurers .....	100.000	NO
Montgomery Mutual Insurance Company .....	Liberty Mutual Insurance Company .....	0.000	NO	Liberty Mutual Holding Company Inc. ....	Liberty Mutual Insurance Company and its Affiliated Insurers .....	100.000	NO
National Insurance Association .....	The National Corporation, Attorney-in-Fact .....	0.000	NO	Liberty Mutual Holding Company Inc. ....	Liberty Mutual Insurance Company and its Affiliated Insurers .....	100.000	NO
North Pacific Insurance Company .....	Liberty Northwest Insurance Corporation .....	100.000	NO	Liberty Mutual Holding Company Inc. ....	Liberty Mutual Insurance Company and its Affiliated Insurers .....	100.000	NO
Ohio Security Insurance Company .....	The Ohio Casualty Insurance Company .....	100.000	NO	Liberty Mutual Holding Company Inc. ....	Liberty Mutual Insurance Company and its Affiliated Insurers .....	100.000	NO
Oregon Automobile Insurance Company .....	Liberty Northwest Insurance Corporation .....	100.000	NO	Liberty Mutual Holding Company Inc. ....	Liberty Mutual Insurance Company and its Affiliated Insurers .....	100.000	NO

ANNUAL STATEMENT FOR THE YEAR 2023 OF THE STATE AUTOMOBILE MUTUAL INSURANCE COMPANY

SCHEDULE Y

PART 3 - ULTIMATE CONTROLLING PARTY AND LISTING OF OTHER U.S. INSURANCE GROUPS OR ENTITIES UNDER THAT ULTIMATE CONTROLLING PARTY'S CONTROL

1	2	3	4	5	6	7	8
Insurers in Holding Company	Owners with Greater Than 10% Ownership	Ownership Percentage Column 2 of Column 1	Granted Disclaimer of Control\ Affiliation of Column 2 Over Column 1 (Yes/No)	Ultimate Controlling Party	U.S. Insurance Groups or Entities Controlled by Column 5	Ownership Percentage (Column 5 of Column 6)	Granted Disclaimer of Control\ Affiliation of Column 5 Over Column 6 (Yes/No)
Patrons Mutual Insurance Company of Connecticut .....	Liberty Mutual Insurance Company .....	.....0.000	.....NO.....	Liberty Mutual Holding Company Inc. ....	Liberty Mutual Insurance Company and its Affiliated Insurers .....	.....100.000	.....NO.....
Peerless Indemnity Insurance Company .....	Liberty-USA Corporation .....	.....100.000	.....NO.....	Liberty Mutual Holding Company Inc. ....	Liberty Mutual Insurance Company and its Affiliated Insurers .....	.....100.000	.....NO.....
Peerless Insurance Company .....	Liberty Mutual Agency Corporation .....	.....100.000	.....NO.....	Liberty Mutual Holding Company Inc. ....	Liberty Mutual Insurance Company and its Affiliated Insurers .....	.....100.000	.....NO.....
Plaza Insurance Company .....	Rockhill Insurance Company .....	.....100.000	.....NO.....	Liberty Mutual Holding Company Inc. ....	Liberty Mutual Insurance Company and its Affiliated Insurers .....	.....100.000	.....NO.....
Rockhill Insurance Company .....	Rockhill Holding Company .....	.....100.000	.....NO.....	Liberty Mutual Holding Company Inc. ....	Liberty Mutual Insurance Company and its Affiliated Insurers .....	.....100.000	.....NO.....
Safeco Insurance Company of America .....	Safeco Corporation .....	.....100.000	.....NO.....	Liberty Mutual Holding Company Inc. ....	Liberty Mutual Insurance Company and its Affiliated Insurers .....	.....100.000	.....NO.....
Safeco Insurance Company of Illinios .....	Safeco Insurance Company of America .....	.....100.000	.....NO.....	Liberty Mutual Holding Company Inc. ....	Liberty Mutual Insurance Company and its Affiliated Insurers .....	.....100.000	.....NO.....
Safeco Insurance Company of Indiana .....	General Insurance Company of America .....	.....100.000	.....NO.....	Liberty Mutual Holding Company Inc. ....	Liberty Mutual Insurance Company and its Affiliated Insurers .....	.....100.000	.....NO.....
Safeco Insurance Company of Oregon .....	Safeco Insurance Company of America .....	.....100.000	.....NO.....	Liberty Mutual Holding Company Inc. ....	Liberty Mutual Insurance Company and its Affiliated Insurers .....	.....100.000	.....NO.....
Safeco Lloyds Insurance Company .....	General America Corporation of Texas, Attorney-in-Fact .....	.....0.000	.....NO.....	Liberty Mutual Holding Company Inc. ....	Liberty Mutual Insurance Company and its Affiliated Insurers .....	.....100.000	.....NO.....
Safeco National Insurance Company .....	Safeco Insurance Company of America .....	.....100.000	.....NO.....	Liberty Mutual Holding Company Inc. ....	Liberty Mutual Insurance Company and its Affiliated Insurers .....	.....100.000	.....NO.....
Safeco Surplus Lines Insurance Company .....	Safeco Insurance Company of America .....	.....100.000	.....NO.....	Liberty Mutual Holding Company Inc. ....	Liberty Mutual Insurance Company and its Affiliated Insurers .....	.....100.000	.....NO.....
San Diego Insurance Company .....	Liberty Mutual Insurance Company .....	.....100.000	.....NO.....	Liberty Mutual Holding Company Inc. ....	Liberty Mutual Insurance Company and its Affiliated Insurers .....	.....100.000	.....NO.....
State Auto Insurance Company of Ohio .....	State Auto Financial Corporation .....	.....100.000	.....NO.....	Liberty Mutual Holding Company Inc. ....	Liberty Mutual Insurance Company and its Affiliated Insurers .....	.....100.000	.....NO.....
State Auto Insurance Company of Wisconsin .....	State Automobile Mutual Insurance Company .....	.....100.000	.....NO.....	Liberty Mutual Holding Company Inc. ....	Liberty Mutual Insurance Company and its Affiliated Insurers .....	.....100.000	.....NO.....
State Auto Property & Casualty Insurance Company ....	State Auto Financial Corporation .....	.....100.000	.....NO.....	Liberty Mutual Holding Company Inc. ....	Liberty Mutual Insurance Company and its Affiliated Insurers .....	.....100.000	.....NO.....
State Automobile Mutual Insurance Company .....	Liberty Mutual Group Inc. ....	.....100.000	.....NO.....	Liberty Mutual Holding Company Inc. ....	Liberty Mutual Insurance Company and its Affiliated Insurers .....	.....100.000	.....NO.....
The First Liberty Insurance Corporation .....	Liberty Mutual Insurance Company .....	.....100.000	.....NO.....	Liberty Mutual Holding Company Inc. ....	Liberty Mutual Insurance Company and its Affiliated Insurers .....	.....100.000	.....NO.....
The Midwestern Indemnity Company .....	Peerless Insurance Company .....	.....100.000	.....NO.....	Liberty Mutual Holding Company Inc. ....	Liberty Mutual Insurance Company and its Affiliated Insurers .....	.....100.000	.....NO.....
The Netherlands Insurance Company .....	Peerless Insurance Company .....	.....100.000	.....NO.....	Liberty Mutual Holding Company Inc. ....	Liberty Mutual Insurance Company and its Affiliated Insurers .....	.....100.000	.....NO.....
The Ohio Casualty Insurance Company .....	Ohio Casualty Corporation .....	.....100.000	.....NO.....	Liberty Mutual Holding Company Inc. ....	Liberty Mutual Insurance Company and its Affiliated Insurers .....	.....100.000	.....NO.....
Wausau Business Insurance Company .....	Liberty Mutual Insurance Company .....	.....100.000	.....NO.....	Liberty Mutual Holding Company Inc. ....	Liberty Mutual Insurance Company and its Affiliated Insurers .....	.....100.000	.....NO.....

SCHEDULE Y

PART 3 - ULTIMATE CONTROLLING PARTY AND LISTING OF OTHER U.S. INSURANCE GROUPS OR ENTITIES UNDER THAT ULTIMATE CONTROLLING PARTY'S CONTROL

1	2	3	4	5	6	7	8
Insurers in Holding Company	Owners with Greater Than 10% Ownership	Ownership Percentage Column 2 of Column 1	Granted Disclaimer of Control\ Affiliation of Column 2 Over Column 1 (Yes/No)	Ultimate Controlling Party	U.S. Insurance Groups or Entities Controlled by Column 5	Ownership Percentage (Column 5 of Column 6)	Granted Disclaimer of Control\ Affiliation of Column 5 Over Column 6 (Yes/No)
Wausau General Insurance Company .....	Liberty Mutual Insurance Company .....	100.000	NO.....	Liberty Mutual Holding Company Inc. ....	Liberty Mutual Insurance Company and its Affiliated Insurers .....	100.000	NO.....
Wausau Underwriters Insurance Company .....	Liberty Mutual Insurance Company .....	100.000	NO.....	Liberty Mutual Holding Company Inc. ....	Liberty Mutual Insurance Company and its Affiliated Insurers .....	100.000	NO.....
West American Insurance Company .....	The Ohio Casualty Insurance Company .....	100.000	NO.....	Liberty Mutual Holding Company Inc. ....	Liberty Mutual Insurance Company and its Affiliated Insurers .....	100.000	NO.....



ANNUAL STATEMENT FOR THE YEAR 2023 OF THE STATE AUTOMOBILE MUTUAL INSURANCE COMPANY

SUPPLEMENTAL EXHIBITS AND SCHEDULES INTERROGATORIES

REQUIRED FILINGS




The following supplemental reports are required to be filed as part of your statement filing unless specifically waived by the domiciliary state. However, in the event that your domiciliary state waives the filing requirement, your response of **WAIVED** to the specific interrogatory will be accepted in lieu of filing a “NONE” report and a bar code will be printed below. If the supplement is required of your company but is not being filed for whatever reason enter **SEE EXPLANATION** and provide an explanation following the interrogatory questions.

		Responses
MARCH FILING		
1.	Will an actuarial opinion be filed by March 1? .....	YES
2.	Will the Supplemental Compensation Exhibit be filed with the state of domicile by March 1? .....	YES
3.	Will the confidential Risk-based Capital Report be filed with the NAIC by March 1?.....	YES
4.	Will the confidential Risk-based Capital Report be filed with the state of domicile, if required by March 1?.....	YES
APRIL FILING		
5.	Will the Insurance Expense Exhibit be filed with the state of domicile and the NAIC by April 1? .....	YES
6.	Will Management’s Discussion and Analysis be filed by April 1? .....	YES
7.	Will the Supplemental Investment Risk Interrogatories be filed by April 1? .....	YES
MAY FILING		
8.	Will this company be included in a combined annual statement which is filed with the NAIC by May 1? .....	YES
JUNE FILING		
9.	Will an audited financial report be filed by June 1? .....	YES
10.	Will Accountant's Letter of Qualifications be filed with the state of domicile and electronically with the NAIC by June 1? .....	YES

SUPPLEMENTAL FILINGS














The following supplemental reports are required to be filed as part of your annual statement filing **if your company is engaged in the type of business covered by the supplement. However, in the event that your company does not transact the type of business for which the special report must be filed, your response of NO to the specific interrogatory will be accepted in lieu of filing a “NONE” report and a bar code will be printed below.** If the supplement is required of your company but is not being filed for whatever reason enter **SEE EXPLANATION** and provide an explanation following the interrogatory questions.

MARCH FILING		
11.	Will Schedule SIS (Stockholder Information Supplement) be filed with the state of domicile by March 1? .....	NO
12.	Will the Financial Guaranty Insurance Exhibit be filed by March 1?.....	NO
13.	Will the Medicare Supplement Insurance Experience Exhibit be filed with the state of domicile and the NAIC by March 1?.....	NO
14.	Will Supplement A to Schedule T (Medical Professional Liability Supplement) be filed by March 1? .....	NO
15.	Will the Trusteed Surplus Statement be filed with the state of domicile and the NAIC by March 1? .....	NO
16.	Will the Premiums Attributed to Protected Cells Exhibit be filed by March 1? .....	NO
17.	Will the Reinsurance Summary Supplemental Filing for General Interrogatory 9 be filed with the state of domicile and the NAIC by March 1? ...	NO
18.	Will the Medicare Part D Coverage Supplement be filed with the state of domicile and the NAIC by March 1?.....	NO
19.	Will the confidential Actuarial Opinion Summary be filed with the state of domicile, if required, by March 15 (or the date otherwise specified)?..	YES
20.	Will the Reinsurance Attestation Supplement be filed with the state of domicile and the NAIC by March 1? .....	YES
21.	Will the Exceptions to the Reinsurance Attestation Supplement be filed with the state of domicile by March 1? .....	NO
22.	Will the Bail Bond Supplement be filed with the state of domicile and the NAIC by March 1? .....	NO
23.	Will the Director and Officer Insurance Coverage Supplement be filed with the state of domicile and the NAIC by March 1? .....	YES
24.	Will an approval from the reporting entity’s state of domicile for relief related to the five-year rotation requirement for lead audit partner be filed electronically with the NAIC by March 1? .....	NO
25.	Will an approval from the reporting entity’s state of domicile for relief related to the one-year cooling off period for independent CPA be filed electronically with the NAIC by March 1? .....	NO
26.	Will an approval from the reporting entity’s state of domicile for relief related to the Requirements for Audit Committees be filed electronically with the NAIC by March 1?.....	NO
27.	Will the Supplemental Schedule for Reinsurance Counterparty Reporting Exception - Asbestos and Pollution Contracts be filed with the state of domicile and the NAIC by March 1?.....	NO
28.	Will the Exhibit of Other Liabilities by Lines of Business be filed with the state of domicile and the NAIC by March 1?.....	YES
29.	Will the Market Conduct Annual Statement (MCAS) Premium Exhibit for Year be filed with appropriate jurisdictions and with the NAIC by March 1?.....	NO
APRIL FILING		
30.	Will the Credit Insurance Experience Exhibit be filed with the state of domicile and the NAIC by April 1? .....	NO
31.	Will the Long-term Care Experience Reporting Forms be filed with the state of domicile and the NAIC by April 1? .....	NO
32.	Will the Accident and Health Policy Experience Exhibit be filed by April 1? .....	YES
33.	Will the Supplemental Health Care Exhibit (Parts 1 and 2) be filed with the state of domicile and the NAIC by April 1? .....	YES
34.	Will the Cybersecurity and Identity Theft Insurance Coverage Supplement be filed with the state of domicile and the NAIC by April 1? .....	YES
35.	Will the Life, Health & Annuity Guaranty Association Assessable Premium Exhibit - Parts 1 and 2 be filed with the state of domicile and the NAIC by April 1? .....	NO
36.	Will the Private Flood Insurance Supplement be filed with the state of domicile and the NAIC by April 1? .....	NO
37.	Will the Mortgage Guaranty Insurance Exhibit be filed with the state of domicile and the NAIC by April 1? .....	NO
AUGUST FILING		
38.	Will Management’s Report of Internal Control Over Financial Reporting be filed with the state of domicile by August 1? .....	YES
Explanations:		
11.	The data for this supplement is not required to be filed.	
12.	The data for this supplement is not required to be filed.	
13.	The data for this supplement is not required to be filed.	
14.	The data for this supplement is not required to be filed.	
15.	The data for this supplement is not required to be filed.	
16.	The data for this supplement is not required to be filed.	
17.	The data for this supplement is not required to be filed.	
18.	The data for this supplement is not required to be filed.	
21.	The data for this supplement is not required to be filed.	
22.	The data for this supplement is not required to be filed.	
24.	The data for this supplement is not required to be filed.	
25.	The data for this supplement is not required to be filed.	
26.	The data for this supplement is not required to be filed.	
27.	The data for this supplement is not required to be filed.	
29.		
30.	The data for this supplement is not required to be filed.	
31.	The data for this supplement is not required to be filed.	
35.	The data for this supplement is not required to be filed.	
36.	The data for this supplement is not required to be filed.	
37.	The data for this supplement is not required to be filed.	
Bar Codes:		

11.	SIS Stockholder Information Supplement [Document Identifier 420]	
12.	Financial Guaranty Insurance Exhibit [Document Identifier 240]	
13.	Medicare Supplement Insurance Experience Exhibit [Document Identifier 360]	
14.	Supplement A to Schedule T [Document Identifier 455]	
15.	Trusteed Surplus Statement [Document Identifier 490]	
16.	Premiums Attributed to Protected Cells Exhibit [Document Identifier 385]	
17.	Reinsurance Summary Supplemental Filing [Document Identifier 401]	

ANNUAL STATEMENT FOR THE YEAR 2023 OF THE STATE AUTOMOBILE MUTUAL INSURANCE COMPANY

SUPPLEMENTAL EXHIBITS AND SCHEDULES INTERROGATORIES

18.	Medicare Part D Coverage Supplement [Document Identifier 365]	 2 5 1 3 5 2 0 2 3 3 6 5 0 0 0 0 0
21.	Exceptions to the Reinsurance Attestation Supplement [Document Identifier 400]	 2 5 1 3 5 2 0 2 3 4 0 0 0 0 0 0 0
22.	Bail Bond Supplement [Document Identifier 500]	 2 5 1 3 5 2 0 2 3 5 0 0 0 0 0 0 0
24.	Relief from the five-year rotation requirement for lead audit partner [Document Identifier 224]	 2 5 1 3 5 2 0 2 3 2 2 4 0 0 0 0 0
25.	Relief from the one-year cooling off period for independent CPA [Document Identifier 225]	 2 5 1 3 5 2 0 2 3 2 2 5 0 0 0 0 0
26.	Relief from the Requirements for Audit Committees [Document Identifier 226]	 2 5 1 3 5 2 0 2 3 2 2 6 0 0 0 0 0
27.	Reinsurance Counterparty Reporting Exception – Asbestos and Pollution Contracts [Document Identifier 555]	 2 5 1 3 5 2 0 2 3 5 5 5 0 0 0 0 0
29.	Market Conduct Annual Statement (MCAS) Premium Exhibit [Document Identifier 600]	 2 5 1 3 5 2 0 2 3 6 0 0 0 0 0 0 0
30.	Credit Insurance Experience Exhibit [Document Identifier 230]	 2 5 1 3 5 2 0 2 3 2 3 0 0 0 0 0 0
31.	Long-Term Care Experience Reporting Forms [Document Identifier 306]	 2 5 1 3 5 2 0 2 3 3 0 6 0 0 0 0 0
35.	Life, Health & Annuity Guaranty Association Assessable Premium Exhibit - Parts 1 and 2 [Document Identifier 290]	 2 5 1 3 5 2 0 2 3 2 9 0 0 0 0 0 0
36.	Private Flood Insurance Supplement [Document Identifier 560]	 2 5 1 3 5 2 0 2 3 5 6 0 0 0 0 0 0
37.	Will the Mortgage Guaranty Insurance Exhibit [Document Identifier 565]	 2 5 1 3 5 2 0 2 3 5 6 5 0 0 0 0 0

**NONE**



SUPPLEMENT FOR THE YEAR 2023 OF THE STATE AUTOMOBILE MUTUAL INSURANCE COMPANY

DIRECTOR AND OFFICER INSURANCE COVERAGE SUPPLEMENT

For The Year Ended December 31, 2023  
(To Be Filed by March 1)

NAIC Group Code0111NAIC Company Code25135

Company NameSTATE AUTOMOBILE MUTUAL INSURANCE COMPANY

If the reporting entity writes any director and officer (D&O) business, please provide the following:

1. Monoline Policies

Direct Premiums		Direct Losses		Direct Defense and Cost Containment		Percentage of In Force Policies	
1 Written	2 Earned	3 Paid	4 Incurred	5 Paid	6 Incurred	7 Claims Made	8 Occurrence
\$ .....834	\$ .....945	\$ .....0	\$ .....0	\$ .....0	\$ .....0	.....0.0 %	.....0.0 %

2. Commercial Multiple Peril (CMP) Packaged Policies

2.1 Does the reporting entity provide D&O liability coverage as part of a CMP packaged policy? Yes [ X ] No [ ]

2.2 Can the direct premium earned for D&O liability coverage provided as part of a CMP packaged policy be quantified or estimated? Yes [ X ] No [ ]

2.3 If the answer to question 2.2 is yes, provide the quantified or estimated direct premium earned amount for D&O liability coverage in CMP packaged policies

2.31 Amount quantified:\$ .....9,529

2.32 Amount estimated using reasonable assumptions:\$ .....0

2.4 If the answer to question 2.1 is yes, please provide the following:

Direct Losses		Direct Defense and Cost Containment		Percentage of In Force Policies	
1 Paid	2 Paid + Change in Case Reserves	3 Paid	4 Paid + Change in Case Reserves	5 Claims Made	6 Occurrence
\$ .....5,182	\$ .....0	\$ .....0	\$ .....0	.....0.0 %	.....0.0 %



SUPPLEMENT FOR THE YEAR 2023 OF THE STATE AUTOMOBILE MUTUAL INSURANCE COMPANY

**EXHIBIT OF OTHER LIABILITIES BY LINES OF BUSINESS**

**AS REPORTED ON LINE 17 OF THE EXHIBIT OF PREMIUMS AND LOSSES**

(To Be Filed by March 1)

NAIC Group Code0111

NAIC Company Code25135

	Direct Business Only			
	Prior Year	Current Year		
	1 Written Premium	2 Written Premium	3 Losses Paid (deducting salvage)	4 Losses Unpaid (Case Base)
1. Completed operations .....	54,813	61,772	25,000	15,694
2. Errors & omissions (E&O) .....	642,854	749,171	41,579	94,902
3. Directors & officers (D&O) .....	36,824	37,895	0	0
4. Environmental liability .....	20,195	52,172	0	0
5. Excess workers' compensation .....	0	0	0	0
6. Commercial excess & umbrella .....	31,400,566	36,322,652	20,360,323	14,065,154
7. Personal umbrella .....	798,182	615,333	217,943	117,059
8. Employment liability .....	2,534,066	2,603,778	184,550	662,082
9. Aggregate write-ins for facilities & premises (CGL) .....	40,614,056	53,436,009	8,441,056	16,756,142
10. Internet & cyber liability .....	1,879,170	1,936,884	123,051	10,000
11. Aggregate write-ins for other .....	19,036,237	18,169,085	18,956,823	25,939,006
12. Total ASL 17 - other liability (sum of Lines 1 through 11)	97,016,963	113,984,751	48,350,325	57,660,039
DETAILS OF WRITE-INS				
0901. Liquor Liability .....	812,874	1,043,570	0	40,461
0902. Personal Injury Liability .....	24,615,397	31,461,433	4,666,517	12,685,029
0903. Commercial General Liability (CGL) .....	14,608,073	20,405,901	3,490,678	3,671,078
0998. Summary of remaining write-ins for Line 9 from overflow page .....	577,712	525,105	283,861	359,574
0999. Totals (Lines 0901 thru 0903 plus 0998)(Line 9 above)	40,614,056	53,436,009	8,441,056	16,756,142
1101. Other Liability .....	19,036,237	18,169,085	18,956,823	25,939,006
1102. ....				
1103. ....				
1198. Summary of remaining write-ins for Line 11 from overflow page .....	0	0	0	0
1199. Totals (Lines 1101 thru 1103 plus 1198)(Line 11 above)	19,036,237	18,169,085	18,956,823	25,939,006

SUPPLEMENT FOR THE YEAR 2023 OF THE STATE AUTOMOBILE MUTUAL INSURANCE COMPANY

OVERFLOW PAGE FOR WRITE-INS

Additional Write-ins for Exhibit of Other Liabilities by Lines of Business Line 9

	Direct Business Only			
	Prior Year	Current Year		
	1	2	3	4
	Written Premium	Written Premium	Losses Paid (deducting salvage)	Losses Unpaid (Case Base)
0904. Comprehensive Personal Liability .....	577,712	525,105	283,861	359,574
0997. Summary of remaining write-ins for Line 9 from overflow page	577,712	525,105	283,861	359,574