



PROPERTY AND CASUALTY COMPANIES - ASSOCIATION EDITION

ANNUAL STATEMENT
FOR THE YEAR ENDED DECEMBER 31, 2023
OF THE CONDITION AND AFFAIRS OF THE
PROGRESSIVE MAX INSURANCE COMPANY

NAIC Group Code01550155NAIC Company Code24279Employer's ID Number34-0472535
(Current)(Prior)

Organized under the Laws ofOhio, State of Domicile or Port of EntryOH
Country of DomicileUnited States of America

Incorporated/Organized03/12/1937Commenced Business05/10/1937

Statutory Home Office6300 WILSON MILLS ROAD, W33CLEVELAND, OH, US 44143-2182
(Street and Number)(City or Town, State, Country and Zip Code)

Main Administrative Office6300 WILSON MILLS ROAD, W33
(Street and Number)
CLEVELAND, OH, US 44143-2182440-461-5000
(City or Town, State, Country and Zip Code)(Area Code) (Telephone Number)

Mail AddressP.O. BOX 89490CLEVELAND, OH, US 44101-6490
(Street and Number or P.O. Box)(City or Town, State, Country and Zip Code)

Primary Location of Books and Records6300 WILSON MILLS ROAD, W33
(Street and Number)
CLEVELAND, OH, US 44143-2182440-395-4460
(City or Town, State, Country and Zip Code)(Area Code) (Telephone Number)

Internet Website AddressPROGRESSIVE.COM

Statutory Statement ContactMICHELLE CRISTEN CAVELL440-395-4460
(Name)(Area Code) (Telephone Number)
FINANCIAL_REPORTING@PROGRESSIVE.COM440-603-5500
(E-mail Address)(FAX Number)

OFFICERS

PRESIDENTMEGHAN LOUISE MCARDLE FRIESEN
SECRETARYMICHAEL ROBERT UTH

TREASURERDANIEL JOSEPH WITALEC

OTHER

PATRICK KEVIN CALLAHAN, (VICE PRESIDENT)
GREGORY FRANK MISCHLICH #, (ASST. SECRETARY)

MICHAEL VINCENT ESPOSITO, (VICE PRESIDENT)
SANDRA LEE RIHVALSKY, (ASST. TREASURER)

CARL GORDON JOYCE, (VICE PRESIDENT)

DIRECTORS OR TRUSTEES

PATRICK KEVIN CALLAHAN
FREDERICK LEE STADELBAUER #

MICHAEL VINCENT ESPOSITO
DANIEL JOSEPH WITALEC

MEGHAN LOUISE MCARDLE FRIESEN

State ofOHIO
County ofCUYAHOGASS

The officers of this reporting entity being duly sworn, each depose and say that they are the described officers of said reporting entity, and that on the reporting period stated above, all of the herein described assets were the absolute property of the said reporting entity, free and clear from any liens or claims thereon, except as herein stated, and that this statement, together with related exhibits, schedules and explanations therein contained, annexed or referred to, is a full and true statement of all the assets and liabilities and of the condition and affairs of the said reporting entity as of the reporting period stated above, and of its income and deductions therefrom for the period ended, and have been completed in accordance with the NAIC Annual Statement Instructions and Accounting Practices and Procedures manual except to the extent that: (1) state law may differ; or, (2) that state rules or regulations require differences in reporting not related to accounting practices and procedures, according to the best of their information, knowledge and belief, respectively. Furthermore, the scope of this attestation by the described officers also includes the related corresponding electronic filing with the NAIC, when required, that is an exact copy (except for formatting differences due to electronic filing) of the enclosed statement. The electronic filing may be requested by various regulators in lieu of or in addition to the enclosed statement.

Meghan Friesen
MEGHAN LOUISE MCARDLE FRIESEN
PRESIDENT

Gregory F. Mischlich
GREGORY FRANK MISCHLICH #
ASSISTANT SECRETARY

Sandra L. Rihvalsky
SANDRA LEE RIHVALSKY
ASSISTANT TREASURER

Subscribed and sworn to before me this
9TH day ofFEBRUARY, 2024

Diana M. Pistone

DIANA M PISTONE
Notary Public, State of Ohio
My Comm. Exp. Jan. 16, 2026
Recorded in Cuyahoga County



- a. Is this an original filing? Yes [X] No []
b. If no,
1. State the amendment number.....
2. Date filed
3. Number of pages attached.....



ANNUAL STATEMENT FOR THE YEAR 2023 OF THE PROGRESSIVE MAX INSURANCE COMPANY

EXHIBIT OF PREMIUMS AND LOSSES (Statutory Page 14)

NAIC Group Code 0155 BUSINESS IN THE STATE OF Alabama DURING THE YEAR 2023 NAIC Company Code 24279

Line of Business	Gross Premiums, Including Policy and Membership Fees, Less Return Premiums and Premiums on Policies not Taken		3	4	5	6	7	8	9	10	11	12
	1	2										
	Direct Premiums Written	Direct Premiums Earned	Dividends Paid or Credited to Policyholders on Direct Business	Direct Unearned Premium Reserves	Direct Losses Paid (deducting salvage)	Direct Losses Incurred	Direct Losses Unpaid	Direct Defense and Cost Containment Expense Paid	Direct Defense and Cost Containment Expense Incurred	Direct Defense and Cost Containment Expense Unpaid	Commissions and Brokerage Expenses	Taxes, Licenses and Fees
1. Fire												
2.1 Allied Lines												
2.2 Multiple Peril Crop												
2.3 Federal Flood												
2.4. Private Crop												
2.5 Private Flood												
3. Farmowners Multiple Peril												
4. Homeowners Multiple Peril												
5.1 Commercial Multiple Peril (Non-Liability Portion)												
5.2 Commercial Multiple Peril (Liability Portion)												
6. Mortgage Guaranty												
8. Ocean Marine												
9. Inland Marine												
10. Financial Guaranty												
11.1 Medical Professional Liability - Occurrence												
11.2 Medical Professional Liability - Claims-Made												
12. Earthquake												
13.1 Comprehensive (hospital and medical) ind (b)												
13.2 Comprehensive (hospital and medical) group (b)												
14. Credit A&H (Group and Individual)												
15.1 Vision Only (b).....												
15.2 Dental Only (b)												
15.3 Disability Income (b)												
15.4 Medicare Supplement (b)												
15.5 Medicaid Title XIX (b)												
15.6 Medicare Title XVIII (b).....												
15.7 Long-Term Care (b)												
15.8 Federal Employees Health Benefits Plan (b)												
15.9 Other Health (b)												
16. Workers' Compensation												
17.1 Other Liability - Occurrence												
17.2 Other Liability - Claims-Made												
17.3 Excess Workers' Compensation												
18.1 Products Liability - Occurrence												
18.2 Products Liability - Claims-Made												
19.1 Private Passenger Auto No-Fault (Personal Injury Protection)												
19.2 Other Private Passenger Auto Liability												2,655
19.3 Commercial Auto No-Fault (Personal Injury Protection)												
19.4 Other Commercial Auto Liability												
21.1 Private Passenger Auto Physical Damage												
21.2 Commercial Auto Physical Damage												
22. Aircraft (all perils)												
23. Fidelity												
24. Surety												
26. Burglary and Theft												
27. Boiler and Machinery												
28. Credit												
29. International												
30. Warranty												
31. Reins nonproportional assumed property	XXX	XXX	XXX	XXX	XXX	XXX	XXX	XXX	XXX	XXX	XXX	XXX
32. Reins nonproportional assumed liability	XXX	XXX	XXX	XXX	XXX	XXX	XXX	XXX	XXX	XXX	XXX	XXX
33. Reins nonproportional assumed financial lines	XXX	XXX	XXX	XXX	XXX	XXX	XXX	XXX	XXX	XXX	XXX	XXX
34. Aggregate Write-Ins for Other Lines of Business												
35. Total (a)												2,655
DETAILS OF WRITE-INS												
3401.												
3402.												
3403.												
3498. Summary of remaining write-ins for Line 34 from overflow page												
3499. Totals (Lines 3401 thru 3403 plus 3498)(Line 34 above)												

(a) Finance and service charges not included in Lines 1 to 35 \$
(b) For health business on indicated lines report: Number of persons insured under PPO managed care products and number of persons insured under indemnity only products



ANNUAL STATEMENT FOR THE YEAR 2023 OF THE PROGRESSIVE MAX INSURANCE COMPANY

EXHIBIT OF PREMIUMS AND LOSSES (Statutory Page 14)

NAIC Group Code 0155 BUSINESS IN THE STATE OF Alaska DURING THE YEAR 2023 NAIC Company Code 24279

Line of Business	Gross Premiums, Including Policy and Membership Fees, Less Return Premiums and Premiums on Policies not Taken		3 Dividends Paid or Credited to Policyholders on Direct Business	4 Direct Unearned Premium Reserves	5 Direct Losses Paid (deducting salvage)	6 Direct Losses Incurred	7 Direct Losses Unpaid	8 Direct Defense and Cost Containment Expense Paid	9 Direct Defense and Cost Containment Expense Incurred	10 Direct Defense and Cost Containment Expense Unpaid	11 Commissions and Brokerage Expenses	12 Taxes, Licenses and Fees
	1 Direct Premiums Written	2 Direct Premiums Earned										
1. Fire												
2.1 Allied Lines												
2.2 Multiple Peril Crop												
2.3 Federal Flood												
2.4. Private Crop												
2.5 Private Flood												
3. Farmowners Multiple Peril												
4. Homeowners Multiple Peril												
5.1 Commercial Multiple Peril (Non-Liability Portion)												
5.2 Commercial Multiple Peril (Liability Portion)												
6. Mortgage Guaranty												
8. Ocean Marine												
9. Inland Marine												
10. Financial Guaranty												
11.1 Medical Professional Liability - Occurrence												
11.2 Medical Professional Liability - Claims-Made												
12. Earthquake												
13.1 Comprehensive (hospital and medical) ind (b)												
13.2 Comprehensive (hospital and medical) group (b)												
14. Credit A&H (Group and Individual)												
15.1 Vision Only (b).....												
15.2 Dental Only (b)												
15.3 Disability Income (b)												
15.4 Medicare Supplement (b)												
15.5 Medicaid Title XIX (b)												
15.6 Medicare Title XVIII (b).....												
15.7 Long-Term Care (b)												
15.8 Federal Employees Health Benefits Plan (b)												
15.9 Other Health (b)												
16. Workers' Compensation												
17.1 Other Liability - Occurrence												
17.2 Other Liability - Claims-Made												
17.3 Excess Workers' Compensation												
18.1 Products Liability - Occurrence												
18.2 Products Liability - Claims-Made												
19.1 Private Passenger Auto No-Fault (Personal Injury Protection)												
19.2 Other Private Passenger Auto Liability												2,365
19.3 Commercial Auto No-Fault (Personal Injury Protection)												
19.4 Other Commercial Auto Liability												
21.1 Private Passenger Auto Physical Damage												
21.2 Commercial Auto Physical Damage												
22. Aircraft (all perils)												
23. Fidelity												
24. Surety												
26. Burglary and Theft												
27. Boiler and Machinery												
28. Credit												
29. International												
30. Warranty												
31. Reins nonproportional assumed property	XXX	XXX	XXX	XXX	XXX	XXX	XXX	XXX	XXX	XXX	XXX	XXX
32. Reins nonproportional assumed liability	XXX	XXX	XXX	XXX	XXX	XXX	XXX	XXX	XXX	XXX	XXX	XXX
33. Reins nonproportional assumed financial lines	XXX	XXX	XXX	XXX	XXX	XXX	XXX	XXX	XXX	XXX	XXX	XXX
34. Aggregate Write-Ins for Other Lines of Business												
35. Total (a)												2,365
DETAILS OF WRITE-INS												
3401.												
3402.												
3403.												
3498. Summary of remaining write-ins for Line 34 from overflow page												
3499. Totals (Lines 3401 thru 3403 plus 3498)(Line 34 above)												

(a) Finance and service charges not included in Lines 1 to 35 \$
(b) For health business on indicated lines report: Number of persons insured under PPO managed care products and number of persons insured under indemnity only products



ANNUAL STATEMENT FOR THE YEAR 2023 OF THE PROGRESSIVE MAX INSURANCE COMPANY

EXHIBIT OF PREMIUMS AND LOSSES (Statutory Page 14)

NAIC Group Code 0155 BUSINESS IN THE STATE OF Arizona DURING THE YEAR 2023 NAIC Company Code 24279

Line of Business	Gross Premiums, Including Policy and Membership Fees, Less Return Premiums and Premiums on Policies not Taken		3	4	5	6	7	8	9	10	11	12
	1	2										
	Direct Premiums Written	Direct Premiums Earned	Dividends Paid or Credited to Policyholders on Direct Business	Direct Unearned Premium Reserves	Direct Losses Paid (deducting salvage)	Direct Losses Incurred	Direct Losses Unpaid	Direct Defense and Cost Containment Expense Paid	Direct Defense and Cost Containment Expense Incurred	Direct Defense and Cost Containment Expense Unpaid	Commissions and Brokerage Expenses	Taxes, Licenses and Fees
1. Fire												
2.1 Allied Lines												
2.2 Multiple Peril Crop												
2.3 Federal Flood												
2.4. Private Crop												
2.5 Private Flood												
3. Farmowners Multiple Peril												
4. Homeowners Multiple Peril												
5.1 Commercial Multiple Peril (Non-Liability Portion)												
5.2 Commercial Multiple Peril (Liability Portion)												
6. Mortgage Guaranty												
8. Ocean Marine												
9. Inland Marine												
10. Financial Guaranty												
11.1 Medical Professional Liability - Occurrence												
11.2 Medical Professional Liability - Claims-Made												
12. Earthquake												
13.1 Comprehensive (hospital and medical) ind (b)												
13.2 Comprehensive (hospital and medical) group (b)												
14. Credit A&H (Group and Individual)												
15.1 Vision Only (b).....												
15.2 Dental Only (b)												
15.3 Disability Income (b)												
15.4 Medicare Supplement (b)												
15.5 Medicaid Title XIX (b)												
15.6 Medicare Title XVIII (b).....												
15.7 Long-Term Care (b)												
15.8 Federal Employees Health Benefits Plan (b)												
15.9 Other Health (b)												
16. Workers' Compensation												
17.1 Other Liability - Occurrence												
17.2 Other Liability - Claims-Made												
17.3 Excess Workers' Compensation												
18.1 Products Liability - Occurrence												
18.2 Products Liability - Claims-Made												
19.1 Private Passenger Auto No-Fault (Personal Injury Protection)												
19.2 Other Private Passenger Auto Liability												1,515
19.3 Commercial Auto No-Fault (Personal Injury Protection)												
19.4 Other Commercial Auto Liability												
21.1 Private Passenger Auto Physical Damage												
21.2 Commercial Auto Physical Damage												
22. Aircraft (all perils)												
23. Fidelity												
24. Surety												
26. Burglary and Theft												
27. Boiler and Machinery												
28. Credit												
29. International												
30. Warranty												
31. Reins nonproportional assumed property	XXX	XXX	XXX	XXX	XXX	XXX	XXX	XXX	XXX	XXX	XXX	XXX
32. Reins nonproportional assumed liability	XXX	XXX	XXX	XXX	XXX	XXX	XXX	XXX	XXX	XXX	XXX	XXX
33. Reins nonproportional assumed financial lines	XXX	XXX	XXX	XXX	XXX	XXX	XXX	XXX	XXX	XXX	XXX	XXX
34. Aggregate Write-Ins for Other Lines of Business												
35. Total (a)												1,515
DETAILS OF WRITE-INS												
3401.												
3402.												
3403.												
3498. Summary of remaining write-ins for Line 34 from overflow page												
3499. Totals (Lines 3401 thru 3403 plus 3498)(Line 34 above)												

(a) Finance and service charges not included in Lines 1 to 35 \$
(b) For health business on indicated lines report: Number of persons insured under PPO managed care products and number of persons insured under indemnity only products



ANNUAL STATEMENT FOR THE YEAR 2023 OF THE PROGRESSIVE MAX INSURANCE COMPANY

EXHIBIT OF PREMIUMS AND LOSSES (Statutory Page 14)

NAIC Group Code 0155 BUSINESS IN THE STATE OF Arkansas DURING THE YEAR 2023 NAIC Company Code 24279

Line of Business	Gross Premiums, Including Policy and Membership Fees, Less Return Premiums and Premiums on Policies not Taken		3	4	5	6	7	8	9	10	11	12
	1	2										
	Direct Premiums Written	Direct Premiums Earned	Dividends Paid or Credited to Policyholders on Direct Business	Direct Unearned Premium Reserves	Direct Losses Paid (deducting salvage)	Direct Losses Incurred	Direct Losses Unpaid	Direct Defense and Cost Containment Expense Paid	Direct Defense and Cost Containment Expense Incurred	Direct Defense and Cost Containment Expense Unpaid	Commissions and Brokerage Expenses	Taxes, Licenses and Fees
1. Fire												
2.1 Allied Lines												
2.2 Multiple Peril Crop												
2.3 Federal Flood												
2.4. Private Crop												
2.5 Private Flood												
3. Farmowners Multiple Peril												
4. Homeowners Multiple Peril												
5.1 Commercial Multiple Peril (Non-Liability Portion)												
5.2 Commercial Multiple Peril (Liability Portion)												
6. Mortgage Guaranty												
8. Ocean Marine												
9. Inland Marine												
10. Financial Guaranty												
11.1 Medical Professional Liability - Occurrence												
11.2 Medical Professional Liability - Claims-Made												
12. Earthquake												
13.1 Comprehensive (hospital and medical) ind (b)												
13.2 Comprehensive (hospital and medical) group (b)												
14. Credit A&H (Group and Individual)												
15.1 Vision Only (b).....												
15.2 Dental Only (b)												
15.3 Disability Income (b)												
15.4 Medicare Supplement (b)												
15.5 Medicaid Title XIX (b)												
15.6 Medicare Title XVIII (b).....												
15.7 Long-Term Care (b)												
15.8 Federal Employees Health Benefits Plan (b)												
15.9 Other Health (b)												
16. Workers' Compensation												
17.1 Other Liability - Occurrence												
17.2 Other Liability - Claims-Made												
17.3 Excess Workers' Compensation												
18.1 Products Liability - Occurrence												
18.2 Products Liability - Claims-Made												
19.1 Private Passenger Auto No-Fault (Personal Injury Protection)												
19.2 Other Private Passenger Auto Liability												1,978
19.3 Commercial Auto No-Fault (Personal Injury Protection)												
19.4 Other Commercial Auto Liability												
21.1 Private Passenger Auto Physical Damage												
21.2 Commercial Auto Physical Damage												
22. Aircraft (all perils)												
23. Fidelity												
24. Surety												
26. Burglary and Theft												
27. Boiler and Machinery												
28. Credit												
29. International												
30. Warranty												
31. Reins nonproportional assumed property	XXX	XXX	XXX	XXX	XXX	XXX	XXX	XXX	XXX	XXX	XXX	XXX
32. Reins nonproportional assumed liability	XXX	XXX	XXX	XXX	XXX	XXX	XXX	XXX	XXX	XXX	XXX	XXX
33. Reins nonproportional assumed financial lines	XXX	XXX	XXX	XXX	XXX	XXX	XXX	XXX	XXX	XXX	XXX	XXX
34. Aggregate Write-Ins for Other Lines of Business												
35. Total (a)												1,978
DETAILS OF WRITE-INS												
3401.												
3402.												
3403.												
3498. Summary of remaining write-ins for Line 34 from overflow page												
3499. Totals (Lines 3401 thru 3403 plus 3498)(Line 34 above)												

(a) Finance and service charges not included in Lines 1 to 35 \$
(b) For health business on indicated lines report: Number of persons insured under PPO managed care products and number of persons insured under indemnity only products



ANNUAL STATEMENT FOR THE YEAR 2023 OF THE PROGRESSIVE MAX INSURANCE COMPANY
EXHIBIT OF PREMIUMS AND LOSSES (Statutory Page 14)

NAIC Group Code 0155 BUSINESS IN THE STATE OF Colorado DURING THE YEAR 2023 NAIC Company Code 24279

Line of Business	Gross Premiums, Including Policy and Membership Fees, Less Return Premiums and Premiums on Policies not Taken		3	4	5	6	7	8	9	10	11	12
	1	2										
	Direct Premiums Written	Direct Premiums Earned	Dividends Paid or Credited to Policyholders on Direct Business	Direct Unearned Premium Reserves	Direct Losses Paid (deducting salvage)	Direct Losses Incurred	Direct Losses Unpaid	Direct Defense and Cost Containment Expense Paid	Direct Defense and Cost Containment Expense Incurred	Direct Defense and Cost Containment Expense Unpaid	Commissions and Brokerage Expenses	Taxes, Licenses and Fees
1. Fire												
2.1 Allied Lines												
2.2 Multiple Peril Crop												
2.3 Federal Flood												
2.4. Private Crop												
2.5 Private Flood												
3. Farmowners Multiple Peril												
4. Homeowners Multiple Peril												
5.1 Commercial Multiple Peril (Non-Liability Portion)												
5.2 Commercial Multiple Peril (Liability Portion)												
6. Mortgage Guaranty												
8. Ocean Marine												
9. Inland Marine												
10. Financial Guaranty												
11.1 Medical Professional Liability - Occurrence												
11.2 Medical Professional Liability - Claims-Made												
12. Earthquake												
13.1 Comprehensive (hospital and medical) ind (b)												
13.2 Comprehensive (hospital and medical) group (b)												
14. Credit A&H (Group and Individual)												
15.1 Vision Only (b).....												
15.2 Dental Only (b)												
15.3 Disability Income (b)												
15.4 Medicare Supplement (b)												
15.5 Medicaid Title XIX (b)												
15.6 Medicare Title XVIII (b).....												
15.7 Long-Term Care (b)												
15.8 Federal Employees Health Benefits Plan (b)												
15.9 Other Health (b)												
16. Workers' Compensation												
17.1 Other Liability - Occurrence												
17.2 Other Liability - Claims-Made												
17.3 Excess Workers' Compensation												
18.1 Products Liability - Occurrence												
18.2 Products Liability - Claims-Made												
19.1 Private Passenger Auto No-Fault (Personal Injury Protection)												
19.2 Other Private Passenger Auto Liability												1,294
19.3 Commercial Auto No-Fault (Personal Injury Protection)												
19.4 Other Commercial Auto Liability												
21.1 Private Passenger Auto Physical Damage												
21.2 Commercial Auto Physical Damage												
22. Aircraft (all perils)												
23. Fidelity												
24. Surety												
26. Burglary and Theft												
27. Boiler and Machinery												
28. Credit												
29. International												
30. Warranty												
31. Reins nonproportional assumed property	XXX	XXX	XXX	XXX	XXX	XXX	XXX	XXX	XXX	XXX	XXX	XXX
32. Reins nonproportional assumed liability	XXX	XXX	XXX	XXX	XXX	XXX	XXX	XXX	XXX	XXX	XXX	XXX
33. Reins nonproportional assumed financial lines	XXX	XXX	XXX	XXX	XXX	XXX	XXX	XXX	XXX	XXX	XXX	XXX
34. Aggregate Write-Ins for Other Lines of Business												
35. Total (a)												1,294
DETAILS OF WRITE-INS												
3401.												
3402.												
3403.												
3498. Summary of remaining write-ins for Line 34 from overflow page												
3499. Totals (Lines 3401 thru 3403 plus 3498)(Line 34 above)												

(a) Finance and service charges not included in Lines 1 to 35 \$
(b) For health business on indicated lines report: Number of persons insured under PPO managed care products and number of persons insured under indemnity only products



ANNUAL STATEMENT FOR THE YEAR 2023 OF THE PROGRESSIVE MAX INSURANCE COMPANY

EXHIBIT OF PREMIUMS AND LOSSES (Statutory Page 14)

NAIC Group Code 0155 BUSINESS IN THE STATE OF Connecticut DURING THE YEAR 2023 NAIC Company Code 24279

Line of Business	Gross Premiums, Including Policy and Membership Fees, Less Return Premiums and Premiums on Policies not Taken		3	4	5	6	7	8	9	10	11	12
	1	2										
	Direct Premiums Written	Direct Premiums Earned	Dividends Paid or Credited to Policyholders on Direct Business	Direct Unearned Premium Reserves	Direct Losses Paid (deducting salvage)	Direct Losses Incurred	Direct Losses Unpaid	Direct Defense and Cost Containment Expense Paid	Direct Defense and Cost Containment Expense Incurred	Direct Defense and Cost Containment Expense Unpaid	Commissions and Brokerage Expenses	Taxes, Licenses and Fees
1. Fire												
2.1 Allied Lines												
2.2 Multiple Peril Crop												
2.3 Federal Flood												
2.4. Private Crop												
2.5 Private Flood												
3. Farmowners Multiple Peril												
4. Homeowners Multiple Peril												
5.1 Commercial Multiple Peril (Non-Liability Portion)												
5.2 Commercial Multiple Peril (Liability Portion)												
6. Mortgage Guaranty												
8. Ocean Marine												
9. Inland Marine												
10. Financial Guaranty												
11.1 Medical Professional Liability - Occurrence												
11.2 Medical Professional Liability - Claims-Made												
12. Earthquake												
13.1 Comprehensive (hospital and medical) ind (b)												
13.2 Comprehensive (hospital and medical) group (b)												
14. Credit A&H (Group and Individual)												
15.1 Vision Only (b).....												
15.2 Dental Only (b)												
15.3 Disability Income (b)												
15.4 Medicare Supplement (b)												
15.5 Medicaid Title XIX (b)												
15.6 Medicare Title XVIII (b).....												
15.7 Long-Term Care (b)												
15.8 Federal Employees Health Benefits Plan (b)												
15.9 Other Health (b)												
16. Workers' Compensation												
17.1 Other Liability - Occurrence												
17.2 Other Liability - Claims-Made												
17.3 Excess Workers' Compensation												
18.1 Products Liability - Occurrence												
18.2 Products Liability - Claims-Made												
19.1 Private Passenger Auto No-Fault (Personal Injury Protection)												
19.2 Other Private Passenger Auto Liability												650
19.3 Commercial Auto No-Fault (Personal Injury Protection)												
19.4 Other Commercial Auto Liability												
21.1 Private Passenger Auto Physical Damage												
21.2 Commercial Auto Physical Damage												
22. Aircraft (all perils)												
23. Fidelity												
24. Surety												
26. Burglary and Theft												
27. Boiler and Machinery												
28. Credit												
29. International												
30. Warranty												
31. Reins nonproportional assumed property	XXX	XXX	XXX	XXX	XXX	XXX	XXX	XXX	XXX	XXX	XXX	XXX
32. Reins nonproportional assumed liability	XXX	XXX	XXX	XXX	XXX	XXX	XXX	XXX	XXX	XXX	XXX	XXX
33. Reins nonproportional assumed financial lines	XXX	XXX	XXX	XXX	XXX	XXX	XXX	XXX	XXX	XXX	XXX	XXX
34. Aggregate Write-Ins for Other Lines of Business												
35. Total (a)												650
DETAILS OF WRITE-INS												
3401.												
3402.												
3403.												
3498. Summary of remaining write-ins for Line 34 from overflow page												
3499. Totals (Lines 3401 thru 3403 plus 3498)(Line 34 above)												

(a) Finance and service charges not included in Lines 1 to 35 \$
(b) For health business on indicated lines report: Number of persons insured under PPO managed care products and number of persons insured under indemnity only products



ANNUAL STATEMENT FOR THE YEAR 2023 OF THE PROGRESSIVE MAX INSURANCE COMPANY

EXHIBIT OF PREMIUMS AND LOSSES (Statutory Page 14)

NAIC Group Code 0155 BUSINESS IN THE STATE OF Delaware DURING THE YEAR 2023 NAIC Company Code 24279

Line of Business	Gross Premiums, Including Policy and Membership Fees, Less Return Premiums and Premiums on Policies not Taken		3	4	5	6	7	8	9	10	11	12
	1	2										
	Direct Premiums Written	Direct Premiums Earned	Dividends Paid or Credited to Policyholders on Direct Business	Direct Unearned Premium Reserves	Direct Losses Paid (deducting salvage)	Direct Losses Incurred	Direct Losses Unpaid	Direct Defense and Cost Containment Expense Paid	Direct Defense and Cost Containment Expense Incurred	Direct Defense and Cost Containment Expense Unpaid	Commissions and Brokerage Expenses	Taxes, Licenses and Fees
1. Fire												
2.1 Allied Lines												
2.2 Multiple Peril Crop												
2.3 Federal Flood												
2.4. Private Crop												
2.5 Private Flood												
3. Farmowners Multiple Peril												
4. Homeowners Multiple Peril												
5.1 Commercial Multiple Peril (Non-Liability Portion)												
5.2 Commercial Multiple Peril (Liability Portion)												
6. Mortgage Guaranty												
8. Ocean Marine												
9. Inland Marine												
10. Financial Guaranty												
11.1 Medical Professional Liability - Occurrence												
11.2 Medical Professional Liability - Claims-Made												
12. Earthquake												
13.1 Comprehensive (hospital and medical) ind (b)												
13.2 Comprehensive (hospital and medical) group (b)												
14. Credit A&H (Group and Individual)												
15.1 Vision Only (b).....												
15.2 Dental Only (b)												
15.3 Disability Income (b)												
15.4 Medicare Supplement (b)												
15.5 Medicaid Title XIX (b)												
15.6 Medicare Title XVIII (b).....												
15.7 Long-Term Care (b)												
15.8 Federal Employees Health Benefits Plan (b)												
15.9 Other Health (b)												
16. Workers' Compensation												
17.1 Other Liability - Occurrence												
17.2 Other Liability - Claims-Made												
17.3 Excess Workers' Compensation												
18.1 Products Liability - Occurrence												
18.2 Products Liability - Claims-Made												
19.1 Private Passenger Auto No-Fault (Personal Injury Protection)												
19.2 Other Private Passenger Auto Liability												1,515
19.3 Commercial Auto No-Fault (Personal Injury Protection)												
19.4 Other Commercial Auto Liability												
21.1 Private Passenger Auto Physical Damage												
21.2 Commercial Auto Physical Damage												
22. Aircraft (all perils)												
23. Fidelity												
24. Surety												
26. Burglary and Theft												
27. Boiler and Machinery												
28. Credit												
29. International												
30. Warranty												
31. Reins nonproportional assumed property	XXX	XXX	XXX	XXX	XXX	XXX	XXX	XXX	XXX	XXX	XXX	XXX
32. Reins nonproportional assumed liability	XXX	XXX	XXX	XXX	XXX	XXX	XXX	XXX	XXX	XXX	XXX	XXX
33. Reins nonproportional assumed financial lines	XXX	XXX	XXX	XXX	XXX	XXX	XXX	XXX	XXX	XXX	XXX	XXX
34. Aggregate Write-Ins for Other Lines of Business												
35. Total (a)												1,515
DETAILS OF WRITE-INS												
3401.												
3402.												
3403.												
3498. Summary of remaining write-ins for Line 34 from overflow page												
3499. Totals (Lines 3401 thru 3403 plus 3498)(Line 34 above)												

(a) Finance and service charges not included in Lines 1 to 35 \$
(b) For health business on indicated lines report: Number of persons insured under PPO managed care products and number of persons insured under indemnity only products



ANNUAL STATEMENT FOR THE YEAR 2023 OF THE PROGRESSIVE MAX INSURANCE COMPANY
EXHIBIT OF PREMIUMS AND LOSSES (Statutory Page 14)

NAIC Group Code 0155		BUSINESS IN THE STATE OF District of Columbia		DURING THE YEAR 2023					NAIC Company Code 24279			
Line of Business	Gross Premiums, Including Policy and Membership Fees, Less Return Premiums and Premiums on Policies not Taken		3 Dividends Paid or Credited to Policyholders on Direct Business	4 Direct Unearned Premium Reserves	5 Direct Losses Paid (deducting salvage)	6 Direct Losses Incurred	7 Direct Losses Unpaid	8 Direct Defense and Cost Containment Expense Paid	9 Direct Defense and Cost Containment Expense Incurred	10 Direct Defense and Cost Containment Expense Unpaid	11 Commissions and Brokerage Expenses	12 Taxes, Licenses and Fees
	1 Direct Premiums Written	2 Direct Premiums Earned										
Fire												
Allied Lines												
Multiple Peril Crop												
Federal Flood												
Private Crop												
Private Flood												
Farmowners Multiple Peril												
Homeowners Multiple Peril												
Commercial Multiple Peril (Non-Liability Portion)												
Commercial Multiple Peril (Liability Portion)												
Mortgage Guaranty												
Ocean Marine												
Inland Marine												
Financial Guaranty												
Medical Professional Liability - Occurrence												
Medical Professional Liability - Claims-Made												
Earthquake												
Comprehensive (hospital and medical) ind (b)												
Comprehensive (hospital and medical) group (b)												
Credit A&H (Group and Individual)												
Vision Only (b)												
Dental Only (b)												
Disability Income (b)												
Medicare Supplement (b)												
Medicaid Title XIX (b)												
Medicare Title XVIII (b)												
Long-Term Care (b)												
Federal Employees Health Benefits Plan (b)												
Other Health (b)												
Workers' Compensation												
Other Liability - Occurrence												
Other Liability - Claims-Made												
Excess Workers' Compensation												
Products Liability - Occurrence												
Products Liability - Claims-Made												
Private Passenger Auto No-Fault (Personal Injury Protection)												
Other Private Passenger Auto Liability												1,595
Commercial Auto No-Fault (Personal Injury Protection)												
Other Commercial Auto Liability												
Private Passenger Auto Physical Damage												
Commercial Auto Physical Damage												
Aircraft (all perils)												
Fidelity												
Surety												
Burglary and Theft												
Boiler and Machinery												
Credit												
International												
Warranty												
Reins nonproportional assumed property	XXX	XXX	XXX	XXX	XXX	XXX	XXX	XXX	XXX	XXX	XXX	XXX
Reins nonproportional assumed liability	XXX	XXX	XXX	XXX	XXX	XXX	XXX	XXX	XXX	XXX	XXX	XXX
Reins nonproportional assumed financial lines	XXX	XXX	XXX	XXX	XXX	XXX	XXX	XXX	XXX	XXX	XXX	XXX
Aggregate Write-Ins for Other Lines of Business												
Total (a)												1,595
DETAILS OF WRITE-INS												
Summary of remaining write-ins for Line 34 from overflow page												
Totals (Lines 3401 thru 3403 plus 3498)(Line 34 above)												

(a) Finance and service charges not included in Lines 1 to 35 \$
(b) For health business on indicated lines report: Number of persons insured under PPO managed care products and number of persons insured under indemnity only products



ANNUAL STATEMENT FOR THE YEAR 2023 OF THE PROGRESSIVE MAX INSURANCE COMPANY

EXHIBIT OF PREMIUMS AND LOSSES (Statutory Page 14)

NAIC Group Code 0155 BUSINESS IN THE STATE OF Georgia DURING THE YEAR 2023 NAIC Company Code 24279

Line of Business	Gross Premiums, Including Policy and Membership Fees, Less Return Premiums and Premiums on Policies not Taken		3	4	5	6	7	8	9	10	11	12
	1	2										
	Direct Premiums Written	Direct Premiums Earned	Dividends Paid or Credited to Policyholders on Direct Business	Direct Unearned Premium Reserves	Direct Losses Paid (deducting salvage)	Direct Losses Incurred	Direct Losses Unpaid	Direct Defense and Cost Containment Expense Paid	Direct Defense and Cost Containment Expense Incurred	Direct Defense and Cost Containment Expense Unpaid	Commissions and Brokerage Expenses	Taxes, Licenses and Fees
1. Fire												
2.1 Allied Lines												
2.2 Multiple Peril Crop												
2.3 Federal Flood												
2.4. Private Crop												
2.5 Private Flood												
3. Farmowners Multiple Peril												
4. Homeowners Multiple Peril												
5.1 Commercial Multiple Peril (Non-Liability Portion)												
5.2 Commercial Multiple Peril (Liability Portion)												
6. Mortgage Guaranty												
8. Ocean Marine												
9. Inland Marine												
10. Financial Guaranty												
11.1 Medical Professional Liability - Occurrence												
11.2 Medical Professional Liability - Claims-Made												
12. Earthquake												
13.1 Comprehensive (hospital and medical) ind (b)												
13.2 Comprehensive (hospital and medical) group (b)												
14. Credit A&H (Group and Individual)												
15.1 Vision Only (b).....												
15.2 Dental Only (b)												
15.3 Disability Income (b)												
15.4 Medicare Supplement (b)												
15.5 Medicaid Title XIX (b)												
15.6 Medicare Title XVIII (b).....												
15.7 Long-Term Care (b)												
15.8 Federal Employees Health Benefits Plan (b)												
15.9 Other Health (b)												
16. Workers' Compensation												
17.1 Other Liability - Occurrence												
17.2 Other Liability - Claims-Made												
17.3 Excess Workers' Compensation												
18.1 Products Liability - Occurrence												
18.2 Products Liability - Claims-Made												
19.1 Private Passenger Auto No-Fault (Personal Injury Protection)												
19.2 Other Private Passenger Auto Liability					(60)	(60)						809
19.3 Commercial Auto No-Fault (Personal Injury Protection)												
19.4 Other Commercial Auto Liability												
21.1 Private Passenger Auto Physical Damage					(292)	(292)		(15)	(15)			
21.2 Commercial Auto Physical Damage												
22. Aircraft (all perils)												
23. Fidelity												
24. Surety												
26. Burglary and Theft												
27. Boiler and Machinery												
28. Credit												
29. International												
30. Warranty												
31. Reins nonproportional assumed property	XXX	XXX	XXX	XXX	XXX	XXX	XXX	XXX	XXX	XXX	XXX	XXX
32. Reins nonproportional assumed liability	XXX	XXX	XXX	XXX	XXX	XXX	XXX	XXX	XXX	XXX	XXX	XXX
33. Reins nonproportional assumed financial lines	XXX	XXX	XXX	XXX	XXX	XXX	XXX	XXX	XXX	XXX	XXX	XXX
34. Aggregate Write-Ins for Other Lines of Business												
35. Total (a)					(352)	(352)		(15)	(15)			809
DETAILS OF WRITE-INS												
3401.												
3402.												
3403.												
3498. Summary of remaining write-ins for Line 34 from overflow page												
3499. Totals (Lines 3401 thru 3403 plus 3498)(Line 34 above)												

(a) Finance and service charges not included in Lines 1 to 35 \$
(b) For health business on indicated lines report: Number of persons insured under PPO managed care products and number of persons insured under indemnity only products



ANNUAL STATEMENT FOR THE YEAR 2023 OF THE PROGRESSIVE MAX INSURANCE COMPANY

EXHIBIT OF PREMIUMS AND LOSSES (Statutory Page 14)

NAIC Group Code 0155 BUSINESS IN THE STATE OF Hawaii DURING THE YEAR 2023 NAIC Company Code 24279

Line of Business	Gross Premiums, Including Policy and Membership Fees, Less Return Premiums and Premiums on Policies not Taken		3	4	5	6	7	8	9	10	11	12
	1	2										
	Direct Premiums Written	Direct Premiums Earned	Dividends Paid or Credited to Policyholders on Direct Business	Direct Unearned Premium Reserves	Direct Losses Paid (deducting salvage)	Direct Losses Incurred	Direct Losses Unpaid	Direct Defense and Cost Containment Expense Paid	Direct Defense and Cost Containment Expense Incurred	Direct Defense and Cost Containment Expense Unpaid	Commissions and Brokerage Expenses	Taxes, Licenses and Fees
1. Fire												
2.1 Allied Lines												
2.2 Multiple Peril Crop												
2.3 Federal Flood												
2.4. Private Crop												
2.5 Private Flood												
3. Farmowners Multiple Peril												
4. Homeowners Multiple Peril												
5.1 Commercial Multiple Peril (Non-Liability Portion)												
5.2 Commercial Multiple Peril (Liability Portion)												
6. Mortgage Guaranty												
8. Ocean Marine												
9. Inland Marine												
10. Financial Guaranty												
11.1 Medical Professional Liability - Occurrence												
11.2 Medical Professional Liability - Claims-Made												
12. Earthquake												
13.1 Comprehensive (hospital and medical) ind (b)												
13.2 Comprehensive (hospital and medical) group (b)												
14. Credit A&H (Group and Individual)												
15.1 Vision Only (b).....												
15.2 Dental Only (b)												
15.3 Disability Income (b)												
15.4 Medicare Supplement (b)												
15.5 Medicaid Title XIX (b)												
15.6 Medicare Title XVIII (b).....												
15.7 Long-Term Care (b)												
15.8 Federal Employees Health Benefits Plan (b)												
15.9 Other Health (b)												
16. Workers' Compensation												
17.1 Other Liability - Occurrence												
17.2 Other Liability - Claims-Made												
17.3 Excess Workers' Compensation												
18.1 Products Liability - Occurrence												
18.2 Products Liability - Claims-Made												
19.1 Private Passenger Auto No-Fault (Personal Injury Protection)												
19.2 Other Private Passenger Auto Liability												1,660
19.3 Commercial Auto No-Fault (Personal Injury Protection)												
19.4 Other Commercial Auto Liability												
21.1 Private Passenger Auto Physical Damage												
21.2 Commercial Auto Physical Damage												
22. Aircraft (all perils)												
23. Fidelity												
24. Surety												
26. Burglary and Theft												
27. Boiler and Machinery												
28. Credit												
29. International												
30. Warranty												
31. Reins nonproportional assumed property	XXX	XXX	XXX	XXX	XXX	XXX	XXX	XXX	XXX	XXX	XXX	XXX
32. Reins nonproportional assumed liability	XXX	XXX	XXX	XXX	XXX	XXX	XXX	XXX	XXX	XXX	XXX	XXX
33. Reins nonproportional assumed financial lines	XXX	XXX	XXX	XXX	XXX	XXX	XXX	XXX	XXX	XXX	XXX	XXX
34. Aggregate Write-Ins for Other Lines of Business												
35. Total (a)												1,660
DETAILS OF WRITE-INS												
3401.												
3402.												
3403.												
3498. Summary of remaining write-ins for Line 34 from overflow page												
3499. Totals (Lines 3401 thru 3403 plus 3498)(Line 34 above)												

(a) Finance and service charges not included in Lines 1 to 35 \$
(b) For health business on indicated lines report: Number of persons insured under PPO managed care products and number of persons insured under indemnity only products



ANNUAL STATEMENT FOR THE YEAR 2023 OF THE PROGRESSIVE MAX INSURANCE COMPANY

EXHIBIT OF PREMIUMS AND LOSSES (Statutory Page 14)

NAIC Group Code 0155 BUSINESS IN THE STATE OF Idaho DURING THE YEAR 2023 NAIC Company Code 24279

Line of Business	Gross Premiums, Including Policy and Membership Fees, Less Return Premiums and Premiums on Policies not Taken		3	4	5	6	7	8	9	10	11	12
	1	2										
	Direct Premiums Written	Direct Premiums Earned	Dividends Paid or Credited to Policyholders on Direct Business	Direct Unearned Premium Reserves	Direct Losses Paid (deducting salvage)	Direct Losses Incurred	Direct Losses Unpaid	Direct Defense and Cost Containment Expense Paid	Direct Defense and Cost Containment Expense Incurred	Direct Defense and Cost Containment Expense Unpaid	Commissions and Brokerage Expenses	Taxes, Licenses and Fees
1. Fire												
2.1 Allied Lines												
2.2 Multiple Peril Crop												
2.3 Federal Flood												
2.4. Private Crop												
2.5 Private Flood												
3. Farmowners Multiple Peril												
4. Homeowners Multiple Peril												
5.1 Commercial Multiple Peril (Non-Liability Portion)												
5.2 Commercial Multiple Peril (Liability Portion)												
6. Mortgage Guaranty												
8. Ocean Marine												
9. Inland Marine												
10. Financial Guaranty												
11.1 Medical Professional Liability - Occurrence												
11.2 Medical Professional Liability - Claims-Made												
12. Earthquake												
13.1 Comprehensive (hospital and medical) ind (b)												
13.2 Comprehensive (hospital and medical) group (b)												
14. Credit A&H (Group and Individual)												
15.1 Vision Only (b).....												
15.2 Dental Only (b)												
15.3 Disability Income (b)												
15.4 Medicare Supplement (b)												
15.5 Medicaid Title XIX (b)												
15.6 Medicare Title XVIII (b).....												
15.7 Long-Term Care (b)												
15.8 Federal Employees Health Benefits Plan (b)												
15.9 Other Health (b)												
16. Workers' Compensation												
17.1 Other Liability - Occurrence												
17.2 Other Liability - Claims-Made												
17.3 Excess Workers' Compensation												
18.1 Products Liability - Occurrence												
18.2 Products Liability - Claims-Made												
19.1 Private Passenger Auto No-Fault (Personal Injury Protection)												
19.2 Other Private Passenger Auto Liability												4,750
19.3 Commercial Auto No-Fault (Personal Injury Protection)												
19.4 Other Commercial Auto Liability												
21.1 Private Passenger Auto Physical Damage												
21.2 Commercial Auto Physical Damage												
22. Aircraft (all perils)												
23. Fidelity												
24. Surety												
26. Burglary and Theft												
27. Boiler and Machinery												
28. Credit												
29. International												
30. Warranty												
31. Reins nonproportional assumed property	XXX	XXX	XXX	XXX	XXX	XXX	XXX	XXX	XXX	XXX	XXX	XXX
32. Reins nonproportional assumed liability	XXX	XXX	XXX	XXX	XXX	XXX	XXX	XXX	XXX	XXX	XXX	XXX
33. Reins nonproportional assumed financial lines	XXX	XXX	XXX	XXX	XXX	XXX	XXX	XXX	XXX	XXX	XXX	XXX
34. Aggregate Write-Ins for Other Lines of Business												
35. Total (a)												4,750
DETAILS OF WRITE-INS												
3401.												
3402.												
3403.												
3498. Summary of remaining write-ins for Line 34 from overflow page												
3499. Totals (Lines 3401 thru 3403 plus 3498)(Line 34 above)												

(a) Finance and service charges not included in Lines 1 to 35 \$
(b) For health business on indicated lines report: Number of persons insured under PPO managed care products and number of persons insured under indemnity only products



ANNUAL STATEMENT FOR THE YEAR 2023 OF THE PROGRESSIVE MAX INSURANCE COMPANY
EXHIBIT OF PREMIUMS AND LOSSES (Statutory Page 14)

NAIC Group Code 0155 BUSINESS IN THE STATE OF Illinois DURING THE YEAR 2023 NAIC Company Code 24279

Line of Business	Gross Premiums, Including Policy and Membership Fees, Less Return Premiums and Premiums on Policies not Taken		3	4	5	6	7	8	9	10	11	12
	1	2										
	Direct Premiums Written	Direct Premiums Earned	Dividends Paid or Credited to Policyholders on Direct Business	Direct Unearned Premium Reserves	Direct Losses Paid (deducting salvage)	Direct Losses Incurred	Direct Losses Unpaid	Direct Defense and Cost Containment Expense Paid	Direct Defense and Cost Containment Expense Incurred	Direct Defense and Cost Containment Expense Unpaid	Commissions and Brokerage Expenses	Taxes, Licenses and Fees
1. Fire												
2.1 Allied Lines												
2.2 Multiple Peril Crop												
2.3 Federal Flood												
2.4. Private Crop												
2.5 Private Flood												
3. Farmowners Multiple Peril												
4. Homeowners Multiple Peril												
5.1 Commercial Multiple Peril (Non-Liability Portion)												
5.2 Commercial Multiple Peril (Liability Portion)												
6. Mortgage Guaranty												
8. Ocean Marine												
9. Inland Marine												
10. Financial Guaranty												
11.1 Medical Professional Liability - Occurrence												
11.2 Medical Professional Liability - Claims-Made												
12. Earthquake												
13.1 Comprehensive (hospital and medical) ind (b)												
13.2 Comprehensive (hospital and medical) group (b)												
14. Credit A&H (Group and Individual)												
15.1 Vision Only (b).....												
15.2 Dental Only (b)												
15.3 Disability Income (b)												
15.4 Medicare Supplement (b)												
15.5 Medicaid Title XIX (b)												
15.6 Medicare Title XVIII (b).....												
15.7 Long-Term Care (b)												
15.8 Federal Employees Health Benefits Plan (b)												
15.9 Other Health (b)												
16. Workers' Compensation												
17.1 Other Liability - Occurrence												
17.2 Other Liability - Claims-Made												
17.3 Excess Workers' Compensation												
18.1 Products Liability - Occurrence												
18.2 Products Liability - Claims-Made												
19.1 Private Passenger Auto No-Fault (Personal Injury Protection)												
19.2 Other Private Passenger Auto Liability												4,438
19.3 Commercial Auto No-Fault (Personal Injury Protection)												
19.4 Other Commercial Auto Liability												
21.1 Private Passenger Auto Physical Damage												
21.2 Commercial Auto Physical Damage												
22. Aircraft (all perils)												
23. Fidelity												
24. Surety												
26. Burglary and Theft												
27. Boiler and Machinery												
28. Credit												
29. International												
30. Warranty												
31. Reins nonproportional assumed property	XXX	XXX	XXX	XXX	XXX	XXX	XXX	XXX	XXX	XXX	XXX	XXX
32. Reins nonproportional assumed liability	XXX	XXX	XXX	XXX	XXX	XXX	XXX	XXX	XXX	XXX	XXX	XXX
33. Reins nonproportional assumed financial lines	XXX	XXX	XXX	XXX	XXX	XXX	XXX	XXX	XXX	XXX	XXX	XXX
34. Aggregate Write-Ins for Other Lines of Business												
35. Total (a)												4,438
DETAILS OF WRITE-INS												
3401.												
3402.												
3403.												
3498. Summary of remaining write-ins for Line 34 from overflow page												
3499. Totals (Lines 3401 thru 3403 plus 3498)(Line 34 above)												

(a) Finance and service charges not included in Lines 1 to 35 \$
(b) For health business on indicated lines report: Number of persons insured under PPO managed care products and number of persons insured under indemnity only products



ANNUAL STATEMENT FOR THE YEAR 2023 OF THE PROGRESSIVE MAX INSURANCE COMPANY
EXHIBIT OF PREMIUMS AND LOSSES (Statutory Page 14)

NAIC Group Code 0155 BUSINESS IN THE STATE OF Indiana DURING THE YEAR 2023 NAIC Company Code 24279

Line of Business	Gross Premiums, Including Policy and Membership Fees, Less Return Premiums and Premiums on Policies not Taken		3	4	5	6	7	8	9	10	11	12
	1	2										
	Direct Premiums Written	Direct Premiums Earned	Dividends Paid or Credited to Policyholders on Direct Business	Direct Unearned Premium Reserves	Direct Losses Paid (deducting salvage)	Direct Losses Incurred	Direct Losses Unpaid	Direct Defense and Cost Containment Expense Paid	Direct Defense and Cost Containment Expense Incurred	Direct Defense and Cost Containment Expense Unpaid	Commissions and Brokerage Expenses	Taxes, Licenses and Fees
1. Fire												
2.1 Allied Lines												
2.2 Multiple Peril Crop												
2.3 Federal Flood												
2.4. Private Crop												
2.5 Private Flood												
3. Farmowners Multiple Peril												
4. Homeowners Multiple Peril												
5.1 Commercial Multiple Peril (Non-Liability Portion)												
5.2 Commercial Multiple Peril (Liability Portion)												
6. Mortgage Guaranty												
8. Ocean Marine												
9. Inland Marine												
10. Financial Guaranty												
11.1 Medical Professional Liability - Occurrence												
11.2 Medical Professional Liability - Claims-Made												
12. Earthquake												
13.1 Comprehensive (hospital and medical) ind (b)												
13.2 Comprehensive (hospital and medical) group (b)												
14. Credit A&H (Group and Individual)												
15.1 Vision Only (b).....												
15.2 Dental Only (b)												
15.3 Disability Income (b)												
15.4 Medicare Supplement (b)												
15.5 Medicaid Title XIX (b)												
15.6 Medicare Title XVIII (b).....												
15.7 Long-Term Care (b)												
15.8 Federal Employees Health Benefits Plan (b)												
15.9 Other Health (b)												
16. Workers' Compensation												
17.1 Other Liability - Occurrence												
17.2 Other Liability - Claims-Made												
17.3 Excess Workers' Compensation												
18.1 Products Liability - Occurrence												
18.2 Products Liability - Claims-Made												
19.1 Private Passenger Auto No-Fault (Personal Injury Protection)												
19.2 Other Private Passenger Auto Liability												1,579
19.3 Commercial Auto No-Fault (Personal Injury Protection)												
19.4 Other Commercial Auto Liability												
21.1 Private Passenger Auto Physical Damage												
21.2 Commercial Auto Physical Damage												
22. Aircraft (all perils)												
23. Fidelity												
24. Surety												
26. Burglary and Theft												
27. Boiler and Machinery												
28. Credit												
29. International												
30. Warranty												
31. Reins nonproportional assumed property	XXX	XXX	XXX	XXX	XXX	XXX	XXX	XXX	XXX	XXX	XXX	XXX
32. Reins nonproportional assumed liability	XXX	XXX	XXX	XXX	XXX	XXX	XXX	XXX	XXX	XXX	XXX	XXX
33. Reins nonproportional assumed financial lines	XXX	XXX	XXX	XXX	XXX	XXX	XXX	XXX	XXX	XXX	XXX	XXX
34. Aggregate Write-Ins for Other Lines of Business												
35. Total (a)												1,579
DETAILS OF WRITE-INS												
3401.												
3402.												
3403.												
3498. Summary of remaining write-ins for Line 34 from overflow page												
3499. Totals (Lines 3401 thru 3403 plus 3498)(Line 34 above)												

(a) Finance and service charges not included in Lines 1 to 35 \$
(b) For health business on indicated lines report: Number of persons insured under PPO managed care products and number of persons insured under indemnity only products



ANNUAL STATEMENT FOR THE YEAR 2023 OF THE PROGRESSIVE MAX INSURANCE COMPANY
EXHIBIT OF PREMIUMS AND LOSSES (Statutory Page 14)

NAIC Group Code 0155		BUSINESS IN THE STATE OF Iowa				DURING THE YEAR 2023				NAIC Company Code 24279		
Line of Business	Gross Premiums, Including Policy and Membership Fees, Less Return Premiums and Premiums on Policies not Taken		3 Dividends Paid or Credited to Policyholders on Direct Business	4 Direct Unearned Premium Reserves	5 Direct Losses Paid (deducting salvage)	6 Direct Losses Incurred	7 Direct Losses Unpaid	8 Direct Defense and Cost Containment Expense Paid	9 Direct Defense and Cost Containment Expense Incurred	10 Direct Defense and Cost Containment Expense Unpaid	11 Commissions and Brokerage Expenses	12 Taxes, Licenses and Fees
	1 Direct Premiums Written	2 Direct Premiums Earned										
Fire												
Allied Lines												
Multiple Peril Crop												
Federal Flood												
Private Crop												
Private Flood												
Farmowners Multiple Peril												
Homeowners Multiple Peril												
Commercial Multiple Peril (Non-Liability Portion)												
Commercial Multiple Peril (Liability Portion)												
Mortgage Guaranty												
Ocean Marine												
Inland Marine												
Financial Guaranty												
Medical Professional Liability - Occurrence												
Medical Professional Liability - Claims-Made												
Earthquake												
Comprehensive (hospital and medical) ind (b)												
Comprehensive (hospital and medical) group (b)												
Credit A&H (Group and Individual)												
Vision Only (b)												
Dental Only (b)												
Disability Income (b)												
Medicare Supplement (b)												
Medicaid Title XIX (b)												
Medicare Title XVIII (b)												
Long-Term Care (b)												
Federal Employees Health Benefits Plan (b)												
Other Health (b)												
Workers' Compensation												
Other Liability - Occurrence												
Other Liability - Claims-Made												
Excess Workers' Compensation												
Products Liability - Occurrence												
Products Liability - Claims-Made												
Private Passenger Auto No-Fault (Personal Injury Protection)												
Other Private Passenger Auto Liability												600
Commercial Auto No-Fault (Personal Injury Protection)												
Other Commercial Auto Liability												
Private Passenger Auto Physical Damage												
Commercial Auto Physical Damage												
Aircraft (all perils)												
Fidelity												
Surety												
Burglary and Theft												
Boiler and Machinery												
Credit												
International												
Warranty												
Reins nonproportional assumed property	XXX	XXX	XXX	XXX	XXX	XXX	XXX	XXX	XXX	XXX	XXX	XXX
Reins nonproportional assumed liability	XXX	XXX	XXX	XXX	XXX	XXX	XXX	XXX	XXX	XXX	XXX	XXX
Reins nonproportional assumed financial lines	XXX	XXX	XXX	XXX	XXX	XXX	XXX	XXX	XXX	XXX	XXX	XXX
Aggregate Write-Ins for Other Lines of Business												
Total (a)												600
DETAILS OF WRITE-INS												
Summary of remaining write-ins for Line 34 from overflow page												
Totals (Lines 3401 thru 3403 plus 3498)(Line 34 above)												

(a) Finance and service charges not included in Lines 1 to 35 \$
(b) For health business on indicated lines report: Number of persons insured under PPO managed care products and number of persons insured under indemnity only products



ANNUAL STATEMENT FOR THE YEAR 2023 OF THE PROGRESSIVE MAX INSURANCE COMPANY
EXHIBIT OF PREMIUMS AND LOSSES (Statutory Page 14)

NAIC Group Code 0155 BUSINESS IN THE STATE OF Kansas DURING THE YEAR 2023 NAIC Company Code 24279

Line of Business	Gross Premiums, Including Policy and Membership Fees, Less Return Premiums and Premiums on Policies not Taken		3	4	5	6	7	8	9	10	11	12
	1	2										
	Direct Premiums Written	Direct Premiums Earned	Dividends Paid or Credited to Policyholders on Direct Business	Direct Unearned Premium Reserves	Direct Losses Paid (deducting salvage)	Direct Losses Incurred	Direct Losses Unpaid	Direct Defense and Cost Containment Expense Paid	Direct Defense and Cost Containment Expense Incurred	Direct Defense and Cost Containment Expense Unpaid	Commissions and Brokerage Expenses	Taxes, Licenses and Fees
1. Fire												
2.1 Allied Lines												
2.2 Multiple Peril Crop												
2.3 Federal Flood												
2.4. Private Crop												
2.5 Private Flood												
3. Farmowners Multiple Peril												
4. Homeowners Multiple Peril												
5.1 Commercial Multiple Peril (Non-Liability Portion)												
5.2 Commercial Multiple Peril (Liability Portion)												
6. Mortgage Guaranty												
8. Ocean Marine												
9. Inland Marine												
10. Financial Guaranty												
11.1 Medical Professional Liability - Occurrence												
11.2 Medical Professional Liability - Claims-Made												
12. Earthquake												
13.1 Comprehensive (hospital and medical) ind (b)												
13.2 Comprehensive (hospital and medical) group (b)												
14. Credit A&H (Group and Individual)												
15.1 Vision Only (b).....												
15.2 Dental Only (b)												
15.3 Disability Income (b)												
15.4 Medicare Supplement (b)												
15.5 Medicaid Title XIX (b)												
15.6 Medicare Title XVIII (b).....												
15.7 Long-Term Care (b)												
15.8 Federal Employees Health Benefits Plan (b)												
15.9 Other Health (b)												
16. Workers' Compensation												
17.1 Other Liability - Occurrence												
17.2 Other Liability - Claims-Made												
17.3 Excess Workers' Compensation												
18.1 Products Liability - Occurrence												
18.2 Products Liability - Claims-Made												
19.1 Private Passenger Auto No-Fault (Personal Injury Protection)												
19.2 Other Private Passenger Auto Liability												669
19.3 Commercial Auto No-Fault (Personal Injury Protection)												
19.4 Other Commercial Auto Liability												
21.1 Private Passenger Auto Physical Damage												
21.2 Commercial Auto Physical Damage												
22. Aircraft (all perils)												
23. Fidelity												
24. Surety												
26. Burglary and Theft												
27. Boiler and Machinery												
28. Credit												
29. International												
30. Warranty												
31. Reins nonproportional assumed property	XXX	XXX	XXX	XXX	XXX	XXX	XXX	XXX	XXX	XXX	XXX	XXX
32. Reins nonproportional assumed liability	XXX	XXX	XXX	XXX	XXX	XXX	XXX	XXX	XXX	XXX	XXX	XXX
33. Reins nonproportional assumed financial lines	XXX	XXX	XXX	XXX	XXX	XXX	XXX	XXX	XXX	XXX	XXX	XXX
34. Aggregate Write-Ins for Other Lines of Business												
35. Total (a)												669
DETAILS OF WRITE-INS												
3401.												
3402.												
3403.												
3498. Summary of remaining write-ins for Line 34 from overflow page												
3499. Totals (Lines 3401 thru 3403 plus 3498)(Line 34 above)												

(a) Finance and service charges not included in Lines 1 to 35 \$
(b) For health business on indicated lines report: Number of persons insured under PPO managed care products and number of persons insured under indemnity only products



ANNUAL STATEMENT FOR THE YEAR 2023 OF THE PROGRESSIVE MAX INSURANCE COMPANY

EXHIBIT OF PREMIUMS AND LOSSES (Statutory Page 14)

NAIC Group Code 0155 BUSINESS IN THE STATE OF Kentucky DURING THE YEAR 2023 NAIC Company Code 24279

Line of Business	Gross Premiums, Including Policy and Membership Fees, Less Return Premiums and Premiums on Policies not Taken		3 Dividends Paid or Credited to Policyholders on Direct Business	4 Direct Unearned Premium Reserves	5 Direct Losses Paid (deducting salvage)	6 Direct Losses Incurred	7 Direct Losses Unpaid	8 Direct Defense and Cost Containment Expense Paid	9 Direct Defense and Cost Containment Expense Incurred	10 Direct Defense and Cost Containment Expense Unpaid	11 Commissions and Brokerage Expenses	12 Taxes, Licenses and Fees
	1 Direct Premiums Written	2 Direct Premiums Earned										
1. Fire												
2.1 Allied Lines												
2.2 Multiple Peril Crop												
2.3 Federal Flood												
2.4. Private Crop												
2.5 Private Flood												
3. Farmowners Multiple Peril												
4. Homeowners Multiple Peril												
5.1 Commercial Multiple Peril (Non-Liability Portion)												
5.2 Commercial Multiple Peril (Liability Portion)												
6. Mortgage Guaranty												
8. Ocean Marine												
9. Inland Marine												
10. Financial Guaranty												
11.1 Medical Professional Liability - Occurrence												
11.2 Medical Professional Liability - Claims-Made												
12. Earthquake												
13.1 Comprehensive (hospital and medical) ind (b)												
13.2 Comprehensive (hospital and medical) group (b)												
14. Credit A&H (Group and Individual)												
15.1 Vision Only (b).....												
15.2 Dental Only (b)												
15.3 Disability Income (b)												
15.4 Medicare Supplement (b)												
15.5 Medicaid Title XIX (b)												
15.6 Medicare Title XVIII (b).....												
15.7 Long-Term Care (b)												
15.8 Federal Employees Health Benefits Plan (b)												
15.9 Other Health (b)												
16. Workers' Compensation												
17.1 Other Liability - Occurrence												
17.2 Other Liability - Claims-Made												
17.3 Excess Workers' Compensation												
18.1 Products Liability - Occurrence												
18.2 Products Liability - Claims-Made												
19.1 Private Passenger Auto No-Fault (Personal Injury Protection)					(11)	(11)						
19.2 Other Private Passenger Auto Liability					5,000	(4,362)		1,343	(3,027)			609
19.3 Commercial Auto No-Fault (Personal Injury Protection)												
19.4 Other Commercial Auto Liability												
21.1 Private Passenger Auto Physical Damage												
21.2 Commercial Auto Physical Damage												
22. Aircraft (all perils)												
23. Fidelity												
24. Surety												
26. Burglary and Theft												
27. Boiler and Machinery												
28. Credit												
29. International												
30. Warranty												
31. Reins nonproportional assumed property	XXX	XXX	XXX	XXX	XXX	XXX	XXX	XXX	XXX	XXX	XXX	XXX
32. Reins nonproportional assumed liability	XXX	XXX	XXX	XXX	XXX	XXX	XXX	XXX	XXX	XXX	XXX	XXX
33. Reins nonproportional assumed financial lines	XXX	XXX	XXX	XXX	XXX	XXX	XXX	XXX	XXX	XXX	XXX	XXX
34. Aggregate Write-Ins for Other Lines of Business												
35. Total (a)					4,989	(4,363)		1,343	(3,027)			609
DETAILS OF WRITE-INS												
3401.												
3402.												
3403.												
3498. Summary of remaining write-ins for Line 34 from overflow page												
3499. Totals (Lines 3401 thru 3403 plus 3498)(Line 34 above)												

(a) Finance and service charges not included in Lines 1 to 35 \$
(b) For health business on indicated lines report: Number of persons insured under PPO managed care products and number of persons insured under indemnity only products



ANNUAL STATEMENT FOR THE YEAR 2023 OF THE PROGRESSIVE MAX INSURANCE COMPANY
EXHIBIT OF PREMIUMS AND LOSSES (Statutory Page 14)

NAIC Group Code 0155 BUSINESS IN THE STATE OF Maryland DURING THE YEAR 2023 NAIC Company Code 24279

Line of Business	Gross Premiums, Including Policy and Membership Fees, Less Return Premiums and Premiums on Policies not Taken		3	4	5	6	7	8	9	10	11	12
	1	2										
	Direct Premiums Written	Direct Premiums Earned	Dividends Paid or Credited to Policyholders on Direct Business	Direct Unearned Premium Reserves	Direct Losses Paid (deducting salvage)	Direct Losses Incurred	Direct Losses Unpaid	Direct Defense and Cost Containment Expense Paid	Direct Defense and Cost Containment Expense Incurred	Direct Defense and Cost Containment Expense Unpaid	Commissions and Brokerage Expenses	Taxes, Licenses and Fees
1. Fire												
2.1 Allied Lines												
2.2 Multiple Peril Crop												
2.3 Federal Flood												
2.4. Private Crop												
2.5 Private Flood												
3. Farmowners Multiple Peril												
4. Homeowners Multiple Peril												
5.1 Commercial Multiple Peril (Non-Liability Portion)												
5.2 Commercial Multiple Peril (Liability Portion)												
6. Mortgage Guaranty												
8. Ocean Marine												
9. Inland Marine												
10. Financial Guaranty												
11.1 Medical Professional Liability - Occurrence												
11.2 Medical Professional Liability - Claims-Made												
12. Earthquake												
13.1 Comprehensive (hospital and medical) ind (b)												
13.2 Comprehensive (hospital and medical) group (b)												
14. Credit A&H (Group and Individual)												
15.1 Vision Only (b).....												
15.2 Dental Only (b)												
15.3 Disability Income (b)												
15.4 Medicare Supplement (b)												
15.5 Medicaid Title XIX (b)												
15.6 Medicare Title XVIII (b).....												
15.7 Long-Term Care (b)												
15.8 Federal Employees Health Benefits Plan (b)												
15.9 Other Health (b)												
16. Workers' Compensation												
17.1 Other Liability - Occurrence												
17.2 Other Liability - Claims-Made												
17.3 Excess Workers' Compensation												
18.1 Products Liability - Occurrence												
18.2 Products Liability - Claims-Made												
19.1 Private Passenger Auto No-Fault (Personal Injury Protection)												
19.2 Other Private Passenger Auto Liability												2,015
19.3 Commercial Auto No-Fault (Personal Injury Protection)												
19.4 Other Commercial Auto Liability												
21.1 Private Passenger Auto Physical Damage												
21.2 Commercial Auto Physical Damage												
22. Aircraft (all perils)												
23. Fidelity												
24. Surety												
26. Burglary and Theft												
27. Boiler and Machinery												
28. Credit												
29. International												
30. Warranty												
31. Reins nonproportional assumed property	XXX	XXX	XXX	XXX	XXX	XXX	XXX	XXX	XXX	XXX	XXX	XXX
32. Reins nonproportional assumed liability	XXX	XXX	XXX	XXX	XXX	XXX	XXX	XXX	XXX	XXX	XXX	XXX
33. Reins nonproportional assumed financial lines	XXX	XXX	XXX	XXX	XXX	XXX	XXX	XXX	XXX	XXX	XXX	XXX
34. Aggregate Write-Ins for Other Lines of Business												
35. Total (a)												2,015
DETAILS OF WRITE-INS												
3401.												
3402.												
3403.												
3498. Summary of remaining write-ins for Line 34 from overflow page												
3499. Totals (Lines 3401 thru 3403 plus 3498)(Line 34 above)												

(a) Finance and service charges not included in Lines 1 to 35 \$
(b) For health business on indicated lines report: Number of persons insured under PPO managed care products and number of persons insured under indemnity only products



ANNUAL STATEMENT FOR THE YEAR 2023 OF THE PROGRESSIVE MAX INSURANCE COMPANY

EXHIBIT OF PREMIUMS AND LOSSES (Statutory Page 14)

NAIC Group Code 0155 BUSINESS IN THE STATE OF Minnesota DURING THE YEAR 2023 NAIC Company Code 24279

Line of Business	Gross Premiums, Including Policy and Membership Fees, Less Return Premiums and Premiums on Policies not Taken		3	4	5	6	7	8	9	10	11	12
	1	2										
	Direct Premiums Written	Direct Premiums Earned	Dividends Paid or Credited to Policyholders on Direct Business	Direct Unearned Premium Reserves	Direct Losses Paid (deducting salvage)	Direct Losses Incurred	Direct Losses Unpaid	Direct Defense and Cost Containment Expense Paid	Direct Defense and Cost Containment Expense Incurred	Direct Defense and Cost Containment Expense Unpaid	Commissions and Brokerage Expenses	Taxes, Licenses and Fees
1. Fire												
2.1 Allied Lines												
2.2 Multiple Peril Crop												
2.3 Federal Flood												
2.4. Private Crop												
2.5 Private Flood												
3. Farmowners Multiple Peril												
4. Homeowners Multiple Peril												
5.1 Commercial Multiple Peril (Non-Liability Portion)												
5.2 Commercial Multiple Peril (Liability Portion)												
6. Mortgage Guaranty												
8. Ocean Marine												
9. Inland Marine												
10. Financial Guaranty												
11.1 Medical Professional Liability - Occurrence												
11.2 Medical Professional Liability - Claims-Made												
12. Earthquake												
13.1 Comprehensive (hospital and medical) ind (b)												
13.2 Comprehensive (hospital and medical) group (b)												
14. Credit A&H (Group and Individual)												
15.1 Vision Only (b).....												
15.2 Dental Only (b)												
15.3 Disability Income (b)												
15.4 Medicare Supplement (b)												
15.5 Medicaid Title XIX (b)												
15.6 Medicare Title XVIII (b).....												
15.7 Long-Term Care (b)												
15.8 Federal Employees Health Benefits Plan (b)												
15.9 Other Health (b)												
16. Workers' Compensation												
17.1 Other Liability - Occurrence												
17.2 Other Liability - Claims-Made												
17.3 Excess Workers' Compensation												
18.1 Products Liability - Occurrence												
18.2 Products Liability - Claims-Made												
19.1 Private Passenger Auto No-Fault (Personal Injury Protection)												
19.2 Other Private Passenger Auto Liability												1,084
19.3 Commercial Auto No-Fault (Personal Injury Protection)												
19.4 Other Commercial Auto Liability												
21.1 Private Passenger Auto Physical Damage												
21.2 Commercial Auto Physical Damage												
22. Aircraft (all perils)												
23. Fidelity												
24. Surety												
26. Burglary and Theft												
27. Boiler and Machinery												
28. Credit												
29. International												
30. Warranty												
31. Reins nonproportional assumed property	XXX	XXX	XXX	XXX	XXX	XXX	XXX	XXX	XXX	XXX	XXX	XXX
32. Reins nonproportional assumed liability	XXX	XXX	XXX	XXX	XXX	XXX	XXX	XXX	XXX	XXX	XXX	XXX
33. Reins nonproportional assumed financial lines	XXX	XXX	XXX	XXX	XXX	XXX	XXX	XXX	XXX	XXX	XXX	XXX
34. Aggregate Write-Ins for Other Lines of Business												
35. Total (a)												1,084
DETAILS OF WRITE-INS												
3401.												
3402.												
3403.												
3498. Summary of remaining write-ins for Line 34 from overflow page												
3499. Totals (Lines 3401 thru 3403 plus 3498)(Line 34 above)												

(a) Finance and service charges not included in Lines 1 to 35 \$
(b) For health business on indicated lines report: Number of persons insured under PPO managed care products and number of persons insured under indemnity only products



ANNUAL STATEMENT FOR THE YEAR 2023 OF THE PROGRESSIVE MAX INSURANCE COMPANY

EXHIBIT OF PREMIUMS AND LOSSES (Statutory Page 14)

NAIC Group Code 0155 BUSINESS IN THE STATE OF Mississippi DURING THE YEAR 2023 NAIC Company Code 24279

Line of Business	Gross Premiums, Including Policy and Membership Fees, Less Return Premiums and Premiums on Policies not Taken		3	4	5	6	7	8	9	10	11	12
	1	2										
	Direct Premiums Written	Direct Premiums Earned	Dividends Paid or Credited to Policyholders on Direct Business	Direct Unearned Premium Reserves	Direct Losses Paid (deducting salvage)	Direct Losses Incurred	Direct Losses Unpaid	Direct Defense and Cost Containment Expense Paid	Direct Defense and Cost Containment Expense Incurred	Direct Defense and Cost Containment Expense Unpaid	Commissions and Brokerage Expenses	Taxes, Licenses and Fees
1. Fire												
2.1 Allied Lines												
2.2 Multiple Peril Crop												
2.3 Federal Flood												
2.4. Private Crop												
2.5 Private Flood												
3. Farmowners Multiple Peril												
4. Homeowners Multiple Peril												
5.1 Commercial Multiple Peril (Non-Liability Portion)												
5.2 Commercial Multiple Peril (Liability Portion)												
6. Mortgage Guaranty												
8. Ocean Marine												
9. Inland Marine												
10. Financial Guaranty												
11.1 Medical Professional Liability - Occurrence												
11.2 Medical Professional Liability - Claims-Made												
12. Earthquake												
13.1 Comprehensive (hospital and medical) ind (b)												
13.2 Comprehensive (hospital and medical) group (b)												
14. Credit A&H (Group and Individual)												
15.1 Vision Only (b).....												
15.2 Dental Only (b)												
15.3 Disability Income (b)												
15.4 Medicare Supplement (b)												
15.5 Medicaid Title XIX (b)												
15.6 Medicare Title XVIII (b).....												
15.7 Long-Term Care (b)												
15.8 Federal Employees Health Benefits Plan (b)												
15.9 Other Health (b)												
16. Workers' Compensation												
17.1 Other Liability - Occurrence												
17.2 Other Liability - Claims-Made												
17.3 Excess Workers' Compensation												
18.1 Products Liability - Occurrence												
18.2 Products Liability - Claims-Made												
19.1 Private Passenger Auto No-Fault (Personal Injury Protection)												
19.2 Other Private Passenger Auto Liability												1,290
19.3 Commercial Auto No-Fault (Personal Injury Protection)												
19.4 Other Commercial Auto Liability												
21.1 Private Passenger Auto Physical Damage												
21.2 Commercial Auto Physical Damage												
22. Aircraft (all perils)												
23. Fidelity												
24. Surety												
26. Burglary and Theft												
27. Boiler and Machinery												
28. Credit												
29. International												
30. Warranty												
31. Reins nonproportional assumed property	XXX	XXX	XXX	XXX	XXX	XXX	XXX	XXX	XXX	XXX	XXX	XXX
32. Reins nonproportional assumed liability	XXX	XXX	XXX	XXX	XXX	XXX	XXX	XXX	XXX	XXX	XXX	XXX
33. Reins nonproportional assumed financial lines	XXX	XXX	XXX	XXX	XXX	XXX	XXX	XXX	XXX	XXX	XXX	XXX
34. Aggregate Write-Ins for Other Lines of Business												
35. Total (a)												1,290
DETAILS OF WRITE-INS												
3401.												
3402.												
3403.												
3498. Summary of remaining write-ins for Line 34 from overflow page												
3499. Totals (Lines 3401 thru 3403 plus 3498)(Line 34 above)												

(a) Finance and service charges not included in Lines 1 to 35 \$
(b) For health business on indicated lines report: Number of persons insured under PPO managed care products and number of persons insured under indemnity only products



ANNUAL STATEMENT FOR THE YEAR 2023 OF THE PROGRESSIVE MAX INSURANCE COMPANY
EXHIBIT OF PREMIUMS AND LOSSES (Statutory Page 14)

NAIC Group Code 0155 BUSINESS IN THE STATE OF Missouri DURING THE YEAR 2023 NAIC Company Code 24279

Line of Business	Gross Premiums, Including Policy and Membership Fees, Less Return Premiums and Premiums on Policies not Taken		3	4	5	6	7	8	9	10	11	12
	1	2										
	Direct Premiums Written	Direct Premiums Earned	Dividends Paid or Credited to Policyholders on Direct Business	Direct Unearned Premium Reserves	Direct Losses Paid (deducting salvage)	Direct Losses Incurred	Direct Losses Unpaid	Direct Defense and Cost Containment Expense Paid	Direct Defense and Cost Containment Expense Incurred	Direct Defense and Cost Containment Expense Unpaid	Commissions and Brokerage Expenses	Taxes, Licenses and Fees
1. Fire												
2.1 Allied Lines												
2.2 Multiple Peril Crop												
2.3 Federal Flood												
2.4. Private Crop												
2.5 Private Flood												
3. Farmowners Multiple Peril												
4. Homeowners Multiple Peril												
5.1 Commercial Multiple Peril (Non-Liability Portion)												
5.2 Commercial Multiple Peril (Liability Portion)												
6. Mortgage Guaranty												
8. Ocean Marine												
9. Inland Marine	1,122,900	1,165,988		480,337	561,656	580,642	34,747	527	1,086	2,693	53,061	24,177
10. Financial Guaranty												
11.1 Medical Professional Liability - Occurrence												
11.2 Medical Professional Liability - Claims-Made												
12. Earthquake												
13.1 Comprehensive (hospital and medical) ind (b)												
13.2 Comprehensive (hospital and medical) group (b)												
14. Credit A&H (Group and Individual)												
15.1 Vision Only (b).....												
15.2 Dental Only (b)												
15.3 Disability Income (b)												
15.4 Medicare Supplement (b)												
15.5 Medicaid Title XIX (b)												
15.6 Medicare Title XVIII (b).....												
15.7 Long-Term Care (b)												
15.8 Federal Employees Health Benefits Plan (b)												
15.9 Other Health (b)												
16. Workers' Compensation												
17.1 Other Liability - Occurrence	276,135	289,767		120,461	348,289	546,285	298,620	70,194	55,252	21,622	12,442	5,764
17.2 Other Liability - Claims-Made												
17.3 Excess Workers' Compensation												
18.1 Products Liability - Occurrence												
18.2 Products Liability - Claims-Made												
19.1 Private Passenger Auto No-Fault (Personal Injury Protection)					22,900	21,600			(87)			
19.2 Other Private Passenger Auto Liability	1,457,025	1,527,603		632,039	892,744	843,913	749,994	20,359	3,593	48,222	56,956	31,339
19.3 Commercial Auto No-Fault (Personal Injury Protection)												
19.4 Other Commercial Auto Liability												
21.1 Private Passenger Auto Physical Damage	2,986,830	3,128,016		1,319,214	1,425,361	1,454,720	34,653	366	994	6,362	107,644	64,207
21.2 Commercial Auto Physical Damage												
22. Aircraft (all perils)												
23. Fidelity												
24. Surety												
26. Burglary and Theft												
27. Boiler and Machinery												
28. Credit												
29. International												
30. Warranty												
31. Reins nonproportional assumed property	XXX	XXX	XXX	XXX	XXX	XXX	XXX	XXX	XXX	XXX	XXX	XXX
32. Reins nonproportional assumed liability	XXX	XXX	XXX	XXX	XXX	XXX	XXX	XXX	XXX	XXX	XXX	XXX
33. Reins nonproportional assumed financial lines	XXX	XXX	XXX	XXX	XXX	XXX	XXX	XXX	XXX	XXX	XXX	XXX
34. Aggregate Write-Ins for Other Lines of Business												
35. Total (a)	5,842,890	6,111,374		2,552,052	3,250,951	3,447,160	1,118,014	91,447	60,838	78,898	230,103	125,487
DETAILS OF WRITE-INS												
3401.												
3402.												
3403.												
3498. Summary of remaining write-ins for Line 34 from overflow page												
3499. Totals (Lines 3401 thru 3403 plus 3498)(Line 34 above)												

(a) Finance and service charges not included in Lines 1 to 35 \$ 75,933
(b) For health business on indicated lines report: Number of persons insured under PPO managed care products and number of persons insured under indemnity only products



ANNUAL STATEMENT FOR THE YEAR 2023 OF THE PROGRESSIVE MAX INSURANCE COMPANY

EXHIBIT OF PREMIUMS AND LOSSES (Statutory Page 14)

NAIC Group Code 0155		BUSINESS IN THE STATE OF Montana				DURING THE YEAR 2023				NAIC Company Code 24279		
Line of Business	Gross Premiums, Including Policy and Membership Fees, Less Return Premiums and Premiums on Policies not Taken		3 Dividends Paid or Credited to Policyholders on Direct Business	4 Direct Unearned Premium Reserves	5 Direct Losses Paid (deducting salvage)	6 Direct Losses Incurred	7 Direct Losses Unpaid	8 Direct Defense and Cost Containment Expense Paid	9 Direct Defense and Cost Containment Expense Incurred	10 Direct Defense and Cost Containment Expense Unpaid	11 Commissions and Brokerage Expenses	12 Taxes, Licenses and Fees
	1 Direct Premiums Written	2 Direct Premiums Earned										
Fire												
Allied Lines												
Multiple Peril Crop												
Federal Flood												
Private Crop												
Private Flood												
Farmowners Multiple Peril												
Homeowners Multiple Peril												
Commercial Multiple Peril (Non-Liability Portion)												
Commercial Multiple Peril (Liability Portion)												
Mortgage Guaranty												
Ocean Marine												
Inland Marine												
Financial Guaranty												
Medical Professional Liability - Occurrence												
Medical Professional Liability - Claims-Made												
Earthquake												
Comprehensive (hospital and medical) ind (b)												
Comprehensive (hospital and medical) group (b)												
Credit A&H (Group and Individual)												
Vision Only (b)												
Dental Only (b)												
Disability Income (b)												
Medicare Supplement (b)												
Medicaid Title XIX (b)												
Medicare Title XVIII (b)												
Long-Term Care (b)												
Federal Employees Health Benefits Plan (b)												
Other Health (b)												
Workers' Compensation												
Other Liability - Occurrence												
Other Liability - Claims-Made												
Excess Workers' Compensation												
Products Liability - Occurrence												
Products Liability - Claims-Made												
Private Passenger Auto No-Fault (Personal Injury Protection)												
Other Private Passenger Auto Liability												1,915
Commercial Auto No-Fault (Personal Injury Protection)												
Other Commercial Auto Liability												
Private Passenger Auto Physical Damage												
Commercial Auto Physical Damage												
Aircraft (all perils)												
Fidelity												
Surety												
Burglary and Theft												
Boiler and Machinery												
Credit												
International												
Warranty												
Reins nonproportional assumed property	XXX	XXX	XXX	XXX	XXX	XXX	XXX	XXX	XXX	XXX	XXX	XXX
Reins nonproportional assumed liability	XXX	XXX	XXX	XXX	XXX	XXX	XXX	XXX	XXX	XXX	XXX	XXX
Reins nonproportional assumed financial lines	XXX	XXX	XXX	XXX	XXX	XXX	XXX	XXX	XXX	XXX	XXX	XXX
Aggregate Write-Ins for Other Lines of Business												
Total (a)												1,915
DETAILS OF WRITE-INS												
Summary of remaining write-ins for Line 34 from overflow page												
Totals (Lines 3401 thru 3403 plus 3498)(Line 34 above)												

(a) Finance and service charges not included in Lines 1 to 35 \$
(b) For health business on indicated lines report: Number of persons insured under PPO managed care products and number of persons insured under indemnity only products



ANNUAL STATEMENT FOR THE YEAR 2023 OF THE PROGRESSIVE MAX INSURANCE COMPANY
EXHIBIT OF PREMIUMS AND LOSSES (Statutory Page 14)

NAIC Group Code 0155		BUSINESS IN THE STATE OF Nebraska				DURING THE YEAR 2023				NAIC Company Code 24279		
Line of Business	Gross Premiums, Including Policy and Membership Fees, Less Return Premiums and Premiums on Policies not Taken		3 Dividends Paid or Credited to Policyholders on Direct Business	4 Direct Unearned Premium Reserves	5 Direct Losses Paid (deducting salvage)	6 Direct Losses Incurred	7 Direct Losses Unpaid	8 Direct Defense and Cost Containment Expense Paid	9 Direct Defense and Cost Containment Expense Incurred	10 Direct Defense and Cost Containment Expense Unpaid	11 Commissions and Brokerage Expenses	12 Taxes, Licenses and Fees
	1 Direct Premiums Written	2 Direct Premiums Earned										
Fire												
Allied Lines												
Multiple Peril Crop												
Federal Flood												
Private Crop												
Private Flood												
Farmowners Multiple Peril												
Homeowners Multiple Peril												
Commercial Multiple Peril (Non-Liability Portion)												
Commercial Multiple Peril (Liability Portion)												
Mortgage Guaranty												
Ocean Marine												
Inland Marine												
Financial Guaranty												
Medical Professional Liability - Occurrence												
Medical Professional Liability - Claims-Made												
Earthquake												
Comprehensive (hospital and medical) ind (b)												
Comprehensive (hospital and medical) group (b)												
Credit A&H (Group and Individual)												
Vision Only (b)												
Dental Only (b)												
Disability Income (b)												
Medicare Supplement (b)												
Medicaid Title XIX (b)												
Medicare Title XVIII (b)												
Long-Term Care (b)												
Federal Employees Health Benefits Plan (b)												
Other Health (b)												
Workers' Compensation												
Other Liability - Occurrence												
Other Liability - Claims-Made												
Excess Workers' Compensation												
Products Liability - Occurrence												
Products Liability - Claims-Made												
Private Passenger Auto No-Fault (Personal Injury Protection)												
Other Private Passenger Auto Liability												565
Commercial Auto No-Fault (Personal Injury Protection)												
Other Commercial Auto Liability												
Private Passenger Auto Physical Damage												
Commercial Auto Physical Damage												
Aircraft (all perils)												
Fidelity												
Surety												
Burglary and Theft												
Boiler and Machinery												
Credit												
International												
Warranty												
Reins nonproportional assumed property	XXX	XXX	XXX	XXX	XXX	XXX	XXX	XXX	XXX	XXX	XXX	XXX
Reins nonproportional assumed liability	XXX	XXX	XXX	XXX	XXX	XXX	XXX	XXX	XXX	XXX	XXX	XXX
Reins nonproportional assumed financial lines	XXX	XXX	XXX	XXX	XXX	XXX	XXX	XXX	XXX	XXX	XXX	XXX
Aggregate Write-Ins for Other Lines of Business												
Total (a)												565
DETAILS OF WRITE-INS												
Summary of remaining write-ins for Line 34 from overflow page												
Totals (Lines 3401 thru 3403 plus 3498)(Line 34 above)												

(a) Finance and service charges not included in Lines 1 to 35 \$
(b) For health business on indicated lines report: Number of persons insured under PPO managed care products and number of persons insured under indemnity only products



ANNUAL STATEMENT FOR THE YEAR 2023 OF THE PROGRESSIVE MAX INSURANCE COMPANY
EXHIBIT OF PREMIUMS AND LOSSES (Statutory Page 14)

NAIC Group Code 0155 BUSINESS IN THE STATE OF Nevada DURING THE YEAR 2023 NAIC Company Code 24279

Line of Business	Gross Premiums, Including Policy and Membership Fees, Less Return Premiums and Premiums on Policies not Taken		3	4	5	6	7	8	9	10	11	12
	1	2										
	Direct Premiums Written	Direct Premiums Earned	Dividends Paid or Credited to Policyholders on Direct Business	Direct Unearned Premium Reserves	Direct Losses Paid (deducting salvage)	Direct Losses Incurred	Direct Losses Unpaid	Direct Defense and Cost Containment Expense Paid	Direct Defense and Cost Containment Expense Incurred	Direct Defense and Cost Containment Expense Unpaid	Commissions and Brokerage Expenses	Taxes, Licenses and Fees
1. Fire												
2.1 Allied Lines												
2.2 Multiple Peril Crop												
2.3 Federal Flood												
2.4. Private Crop												
2.5 Private Flood												
3. Farmowners Multiple Peril												
4. Homeowners Multiple Peril												
5.1 Commercial Multiple Peril (Non-Liability Portion)												
5.2 Commercial Multiple Peril (Liability Portion)												
6. Mortgage Guaranty												
8. Ocean Marine												
9. Inland Marine												
10. Financial Guaranty												
11.1 Medical Professional Liability - Occurrence												
11.2 Medical Professional Liability - Claims-Made												
12. Earthquake												
13.1 Comprehensive (hospital and medical) ind (b)												
13.2 Comprehensive (hospital and medical) group (b)												
14. Credit A&H (Group and Individual)												
15.1 Vision Only (b).....												
15.2 Dental Only (b)												
15.3 Disability Income (b)												
15.4 Medicare Supplement (b)												
15.5 Medicaid Title XIX (b)												
15.6 Medicare Title XVIII (b).....												
15.7 Long-Term Care (b)												
15.8 Federal Employees Health Benefits Plan (b)												
15.9 Other Health (b)												
16. Workers' Compensation												
17.1 Other Liability - Occurrence												
17.2 Other Liability - Claims-Made												
17.3 Excess Workers' Compensation												
18.1 Products Liability - Occurrence												
18.2 Products Liability - Claims-Made												
19.1 Private Passenger Auto No-Fault (Personal Injury Protection)												
19.2 Other Private Passenger Auto Liability												5,050
19.3 Commercial Auto No-Fault (Personal Injury Protection)												
19.4 Other Commercial Auto Liability												
21.1 Private Passenger Auto Physical Damage												
21.2 Commercial Auto Physical Damage												
22. Aircraft (all perils)												
23. Fidelity												
24. Surety												
26. Burglary and Theft												
27. Boiler and Machinery												
28. Credit												
29. International												
30. Warranty												
31. Reins nonproportional assumed property	XXX	XXX	XXX	XXX	XXX	XXX	XXX	XXX	XXX	XXX	XXX	XXX
32. Reins nonproportional assumed liability	XXX	XXX	XXX	XXX	XXX	XXX	XXX	XXX	XXX	XXX	XXX	XXX
33. Reins nonproportional assumed financial lines	XXX	XXX	XXX	XXX	XXX	XXX	XXX	XXX	XXX	XXX	XXX	XXX
34. Aggregate Write-Ins for Other Lines of Business												
35. Total (a)												5,050
DETAILS OF WRITE-INS												
3401.												
3402.												
3403.												
3498. Summary of remaining write-ins for Line 34 from overflow page												
3499. Totals (Lines 3401 thru 3403 plus 3498)(Line 34 above)												

(a) Finance and service charges not included in Lines 1 to 35 \$
(b) For health business on indicated lines report: Number of persons insured under PPO managed care products and number of persons insured under indemnity only products



ANNUAL STATEMENT FOR THE YEAR 2023 OF THE PROGRESSIVE MAX INSURANCE COMPANY

EXHIBIT OF PREMIUMS AND LOSSES (Statutory Page 14)

NAIC Group Code 0155 BUSINESS IN THE STATE OF New Hampshire DURING THE YEAR 2023 NAIC Company Code 24279

Line of Business	Gross Premiums, Including Policy and Membership Fees, Less Return Premiums and Premiums on Policies not Taken		3	4	5	6	7	8	9	10	11	12
	1	2										
	Direct Premiums Written	Direct Premiums Earned	Dividends Paid or Credited to Policyholders on Direct Business	Direct Unearned Premium Reserves	Direct Losses Paid (deducting salvage)	Direct Losses Incurred	Direct Losses Unpaid	Direct Defense and Cost Containment Expense Paid	Direct Defense and Cost Containment Expense Incurred	Direct Defense and Cost Containment Expense Unpaid	Commissions and Brokerage Expenses	Taxes, Licenses and Fees
1. Fire												
2.1 Allied Lines												
2.2 Multiple Peril Crop												
2.3 Federal Flood												
2.4. Private Crop												
2.5 Private Flood												
3. Farmowners Multiple Peril												
4. Homeowners Multiple Peril												
5.1 Commercial Multiple Peril (Non-Liability Portion)												
5.2 Commercial Multiple Peril (Liability Portion)												
6. Mortgage Guaranty												
8. Ocean Marine												
9. Inland Marine												
10. Financial Guaranty												
11.1 Medical Professional Liability - Occurrence												
11.2 Medical Professional Liability - Claims-Made												
12. Earthquake												
13.1 Comprehensive (hospital and medical) ind (b)												
13.2 Comprehensive (hospital and medical) group (b)												
14. Credit A&H (Group and Individual)												
15.1 Vision Only (b).....												
15.2 Dental Only (b)												
15.3 Disability Income (b)												
15.4 Medicare Supplement (b)												
15.5 Medicaid Title XIX (b)												
15.6 Medicare Title XVIII (b).....												
15.7 Long-Term Care (b)												
15.8 Federal Employees Health Benefits Plan (b)												
15.9 Other Health (b)												
16. Workers' Compensation												
17.1 Other Liability - Occurrence												
17.2 Other Liability - Claims-Made												
17.3 Excess Workers' Compensation												
18.1 Products Liability - Occurrence												
18.2 Products Liability - Claims-Made												
19.1 Private Passenger Auto No-Fault (Personal Injury Protection)												
19.2 Other Private Passenger Auto Liability												1,250
19.3 Commercial Auto No-Fault (Personal Injury Protection)												
19.4 Other Commercial Auto Liability												
21.1 Private Passenger Auto Physical Damage												
21.2 Commercial Auto Physical Damage												
22. Aircraft (all perils)												
23. Fidelity												
24. Surety												
26. Burglary and Theft												
27. Boiler and Machinery												
28. Credit												
29. International												
30. Warranty												
31. Reins nonproportional assumed property	XXX	XXX	XXX	XXX	XXX	XXX	XXX	XXX	XXX	XXX	XXX	XXX
32. Reins nonproportional assumed liability	XXX	XXX	XXX	XXX	XXX	XXX	XXX	XXX	XXX	XXX	XXX	XXX
33. Reins nonproportional assumed financial lines	XXX	XXX	XXX	XXX	XXX	XXX	XXX	XXX	XXX	XXX	XXX	XXX
34. Aggregate Write-Ins for Other Lines of Business												
35. Total (a)												1,250
DETAILS OF WRITE-INS												
3401.												
3402.												
3403.												
3498. Summary of remaining write-ins for Line 34 from overflow page												
3499. Totals (Lines 3401 thru 3403 plus 3498)(Line 34 above)												

(a) Finance and service charges not included in Lines 1 to 35 \$
(b) For health business on indicated lines report: Number of persons insured under PPO managed care products and number of persons insured under indemnity only products



ANNUAL STATEMENT FOR THE YEAR 2023 OF THE PROGRESSIVE MAX INSURANCE COMPANY
EXHIBIT OF PREMIUMS AND LOSSES (Statutory Page 14)

NAIC Group Code 0155 BUSINESS IN THE STATE OF New Jersey DURING THE YEAR 2023 NAIC Company Code 24279

Line of Business	Gross Premiums, Including Policy and Membership Fees, Less Return Premiums and Premiums on Policies not Taken		3	4	5	6	7	8	9	10	11	12
	1	2										
	Direct Premiums Written	Direct Premiums Earned	Dividends Paid or Credited to Policyholders on Direct Business	Direct Unearned Premium Reserves	Direct Losses Paid (deducting salvage)	Direct Losses Incurred	Direct Losses Unpaid	Direct Defense and Cost Containment Expense Paid	Direct Defense and Cost Containment Expense Incurred	Direct Defense and Cost Containment Expense Unpaid	Commissions and Brokerage Expenses	Taxes, Licenses and Fees
1. Fire												
2.1 Allied Lines												
2.2 Multiple Peril Crop												
2.3 Federal Flood												
2.4. Private Crop												
2.5 Private Flood												
3. Farmowners Multiple Peril												
4. Homeowners Multiple Peril												
5.1 Commercial Multiple Peril (Non-Liability Portion)												
5.2 Commercial Multiple Peril (Liability Portion)												
6. Mortgage Guaranty												
8. Ocean Marine												
9. Inland Marine												
10. Financial Guaranty												
11.1 Medical Professional Liability - Occurrence												
11.2 Medical Professional Liability - Claims-Made												
12. Earthquake												
13.1 Comprehensive (hospital and medical) ind (b)												
13.2 Comprehensive (hospital and medical) group (b)												
14. Credit A&H (Group and Individual)												
15.1 Vision Only (b).....												
15.2 Dental Only (b)												
15.3 Disability Income (b)												
15.4 Medicare Supplement (b)												
15.5 Medicaid Title XIX (b)												
15.6 Medicare Title XVIII (b).....												
15.7 Long-Term Care (b)												
15.8 Federal Employees Health Benefits Plan (b)												
15.9 Other Health (b)												
16. Workers' Compensation												
17.1 Other Liability - Occurrence												
17.2 Other Liability - Claims-Made												
17.3 Excess Workers' Compensation												
18.1 Products Liability - Occurrence												
18.2 Products Liability - Claims-Made												
19.1 Private Passenger Auto No-Fault (Personal Injury Protection)					(230)	(230)						
19.2 Other Private Passenger Auto Liability								3,685	3,685			350
19.3 Commercial Auto No-Fault (Personal Injury Protection)												
19.4 Other Commercial Auto Liability												
21.1 Private Passenger Auto Physical Damage					(1,050)	(1,050)						
21.2 Commercial Auto Physical Damage												
22. Aircraft (all perils)												
23. Fidelity												
24. Surety												
26. Burglary and Theft												
27. Boiler and Machinery												
28. Credit												
29. International												
30. Warranty												
31. Reins nonproportional assumed property	XXX	XXX	XXX	XXX	XXX	XXX	XXX	XXX	XXX	XXX	XXX	XXX
32. Reins nonproportional assumed liability	XXX	XXX	XXX	XXX	XXX	XXX	XXX	XXX	XXX	XXX	XXX	XXX
33. Reins nonproportional assumed financial lines	XXX	XXX	XXX	XXX	XXX	XXX	XXX	XXX	XXX	XXX	XXX	XXX
34. Aggregate Write-Ins for Other Lines of Business												
35. Total (a)					(1,280)	(1,280)		3,685	3,685			350
DETAILS OF WRITE-INS												
3401.												
3402.												
3403.												
3498. Summary of remaining write-ins for Line 34 from overflow page												
3499. Totals (Lines 3401 thru 3403 plus 3498)(Line 34 above)												

(a) Finance and service charges not included in Lines 1 to 35 \$
(b) For health business on indicated lines report: Number of persons insured under PPO managed care products and number of persons insured under indemnity only products



ANNUAL STATEMENT FOR THE YEAR 2023 OF THE PROGRESSIVE MAX INSURANCE COMPANY

EXHIBIT OF PREMIUMS AND LOSSES (Statutory Page 14)

NAIC Group Code 0155 BUSINESS IN THE STATE OF New Mexico DURING THE YEAR 2023 NAIC Company Code 24279

Line of Business	Gross Premiums, Including Policy and Membership Fees, Less Return Premiums and Premiums on Policies not Taken		3	4	5	6	7	8	9	10	11	12
	1	2										
	Direct Premiums Written	Direct Premiums Earned	Dividends Paid or Credited to Policyholders on Direct Business	Direct Unearned Premium Reserves	Direct Losses Paid (deducting salvage)	Direct Losses Incurred	Direct Losses Unpaid	Direct Defense and Cost Containment Expense Paid	Direct Defense and Cost Containment Expense Incurred	Direct Defense and Cost Containment Expense Unpaid	Commissions and Brokerage Expenses	Taxes, Licenses and Fees
1. Fire												
2.1 Allied Lines												
2.2 Multiple Peril Crop												
2.3 Federal Flood												
2.4. Private Crop												
2.5 Private Flood												
3. Farmowners Multiple Peril												
4. Homeowners Multiple Peril												
5.1 Commercial Multiple Peril (Non-Liability Portion)												
5.2 Commercial Multiple Peril (Liability Portion)												
6. Mortgage Guaranty												
8. Ocean Marine												
9. Inland Marine												
10. Financial Guaranty												
11.1 Medical Professional Liability - Occurrence												
11.2 Medical Professional Liability - Claims-Made												
12. Earthquake												
13.1 Comprehensive (hospital and medical) ind (b)												
13.2 Comprehensive (hospital and medical) group (b)												
14. Credit A&H (Group and Individual)												
15.1 Vision Only (b).....												
15.2 Dental Only (b)												
15.3 Disability Income (b)												
15.4 Medicare Supplement (b)												
15.5 Medicaid Title XIX (b)												
15.6 Medicare Title XVIII (b).....												
15.7 Long-Term Care (b)												
15.8 Federal Employees Health Benefits Plan (b)												
15.9 Other Health (b)												
16. Workers' Compensation												
17.1 Other Liability - Occurrence												
17.2 Other Liability - Claims-Made												
17.3 Excess Workers' Compensation												
18.1 Products Liability - Occurrence												
18.2 Products Liability - Claims-Made												
19.1 Private Passenger Auto No-Fault (Personal Injury Protection)												
19.2 Other Private Passenger Auto Liability												1,650
19.3 Commercial Auto No-Fault (Personal Injury Protection)												
19.4 Other Commercial Auto Liability												
21.1 Private Passenger Auto Physical Damage												
21.2 Commercial Auto Physical Damage												
22. Aircraft (all perils)												
23. Fidelity												
24. Surety												
26. Burglary and Theft												
27. Boiler and Machinery												
28. Credit												
29. International												
30. Warranty												
31. Reins nonproportional assumed property	XXX	XXX	XXX	XXX	XXX	XXX	XXX	XXX	XXX	XXX	XXX	XXX
32. Reins nonproportional assumed liability	XXX	XXX	XXX	XXX	XXX	XXX	XXX	XXX	XXX	XXX	XXX	XXX
33. Reins nonproportional assumed financial lines	XXX	XXX	XXX	XXX	XXX	XXX	XXX	XXX	XXX	XXX	XXX	XXX
34. Aggregate Write-Ins for Other Lines of Business												
35. Total (a)												1,650
DETAILS OF WRITE-INS												
3401.												
3402.												
3403.												
3498. Summary of remaining write-ins for Line 34 from overflow page												
3499. Totals (Lines 3401 thru 3403 plus 3498)(Line 34 above)												

(a) Finance and service charges not included in Lines 1 to 35 \$
(b) For health business on indicated lines report: Number of persons insured under PPO managed care products and number of persons insured under indemnity only products



ANNUAL STATEMENT FOR THE YEAR 2023 OF THE PROGRESSIVE MAX INSURANCE COMPANY
EXHIBIT OF PREMIUMS AND LOSSES (Statutory Page 14)

NAIC Group Code 0155 BUSINESS IN THE STATE OF New York DURING THE YEAR 2023 NAIC Company Code 24279

Line of Business	Gross Premiums, Including Policy and Membership Fees, Less Return Premiums and Premiums on Policies not Taken		3 Dividends Paid or Credited to Policyholders on Direct Business	4 Direct Unearned Premium Reserves	5 Direct Losses Paid (deducting salvage)	6 Direct Losses Incurred	7 Direct Losses Unpaid	8 Direct Defense and Cost Containment Expense Paid	9 Direct Defense and Cost Containment Expense Incurred	10 Direct Defense and Cost Containment Expense Unpaid	11 Commissions and Brokerage Expenses	12 Taxes, Licenses and Fees
	1 Direct Premiums Written	2 Direct Premiums Earned										
1. Fire												
2.1 Allied Lines												
2.2 Multiple Peril Crop												
2.3 Federal Flood												
2.4. Private Crop												
2.5 Private Flood												
3. Farmowners Multiple Peril												
4. Homeowners Multiple Peril												
5.1 Commercial Multiple Peril (Non-Liability Portion)												
5.2 Commercial Multiple Peril (Liability Portion)												
6. Mortgage Guaranty												
8. Ocean Marine												
9. Inland Marine												
10. Financial Guaranty												
11.1 Medical Professional Liability - Occurrence												
11.2 Medical Professional Liability - Claims-Made												
12. Earthquake												
13.1 Comprehensive (hospital and medical) ind (b)												
13.2 Comprehensive (hospital and medical) group (b)												
14. Credit A&H (Group and Individual)												
15.1 Vision Only (b).....												
15.2 Dental Only (b)												
15.3 Disability Income (b)												
15.4 Medicare Supplement (b)												
15.5 Medicaid Title XIX (b)												
15.6 Medicare Title XVIII (b).....												
15.7 Long-Term Care (b)												
15.8 Federal Employees Health Benefits Plan (b)												
15.9 Other Health (b)												
16. Workers' Compensation												
17.1 Other Liability - Occurrence	11	11		5			1					
17.2 Other Liability - Claims-Made												
17.3 Excess Workers' Compensation												
18.1 Products Liability - Occurrence												
18.2 Products Liability - Claims-Made												
19.1 Private Passenger Auto No-Fault (Personal Injury Protection)	54,909,927	51,332,743		14,525,619	33,304,811	33,387,238	33,898,705	4,762,010	4,950,678	9,621,414	264	1,607,160
19.2 Other Private Passenger Auto Liability	128,403,891	127,407,428		32,597,304	69,019,615	70,193,167	66,912,583	2,678,377	1,821,477	7,632,672	692	3,557,020
19.3 Commercial Auto No-Fault (Personal Injury Protection)												
19.4 Other Commercial Auto Liability												
21.1 Private Passenger Auto Physical Damage	70,679,435	67,374,749		18,740,759	60,358,108	59,553,311	488,008	88,628	71,815	191,571	441	1,553,168
21.2 Commercial Auto Physical Damage												
22. Aircraft (all perils)												
23. Fidelity												
24. Surety												
26. Burglary and Theft												
27. Boiler and Machinery												
28. Credit												
29. International												
30. Warranty												
31. Reins nonproportional assumed property	XXX	XXX	XXX	XXX	XXX	XXX	XXX	XXX	XXX	XXX	XXX	XXX
32. Reins nonproportional assumed liability	XXX	XXX	XXX	XXX	XXX	XXX	XXX	XXX	XXX	XXX	XXX	XXX
33. Reins nonproportional assumed financial lines	XXX	XXX	XXX	XXX	XXX	XXX	XXX	XXX	XXX	XXX	XXX	XXX
34. Aggregate Write-Ins for Other Lines of Business												
35. Total (a)	253,993,264	246,114,931		65,863,688	162,682,534	163,133,716	101,299,297	7,529,015	6,843,970	17,445,656	1,396	6,717,349
DETAILS OF WRITE-INS												
3401.												
3402.												
3403.												
3498. Summary of remaining write-ins for Line 34 from overflow page												
3499. Totals (Lines 3401 thru 3403 plus 3498)(Line 34 above)												

(a) Finance and service charges not included in Lines 1 to 35 \$ 4,523,478
(b) For health business on indicated lines report: Number of persons insured under PPO managed care products and number of persons insured under indemnity only products



ANNUAL STATEMENT FOR THE YEAR 2023 OF THE PROGRESSIVE MAX INSURANCE COMPANY

EXHIBIT OF PREMIUMS AND LOSSES (Statutory Page 14)

NAIC Group Code 0155 BUSINESS IN THE STATE OF North Carolina DURING THE YEAR 2023 NAIC Company Code 24279

Line of Business	Gross Premiums, Including Policy and Membership Fees, Less Return Premiums and Premiums on Policies not Taken		3	4	5	6	7	8	9	10	11	12
	1	2										
	Direct Premiums Written	Direct Premiums Earned	Dividends Paid or Credited to Policyholders on Direct Business	Direct Unearned Premium Reserves	Direct Losses Paid (deducting salvage)	Direct Losses Incurred	Direct Losses Unpaid	Direct Defense and Cost Containment Expense Paid	Direct Defense and Cost Containment Expense Incurred	Direct Defense and Cost Containment Expense Unpaid	Commissions and Brokerage Expenses	Taxes, Licenses and Fees
1. Fire												
2.1 Allied Lines												
2.2 Multiple Peril Crop												
2.3 Federal Flood												
2.4. Private Crop												
2.5 Private Flood												
3. Farmowners Multiple Peril												
4. Homeowners Multiple Peril												
5.1 Commercial Multiple Peril (Non-Liability Portion)												
5.2 Commercial Multiple Peril (Liability Portion)												
6. Mortgage Guaranty												
8. Ocean Marine												
9. Inland Marine												
10. Financial Guaranty												
11.1 Medical Professional Liability - Occurrence												
11.2 Medical Professional Liability - Claims-Made												
12. Earthquake												
13.1 Comprehensive (hospital and medical) ind (b)												
13.2 Comprehensive (hospital and medical) group (b)												
14. Credit A&H (Group and Individual)												
15.1 Vision Only (b).....												
15.2 Dental Only (b)												
15.3 Disability Income (b)												
15.4 Medicare Supplement (b)												
15.5 Medicaid Title XIX (b)												
15.6 Medicare Title XVIII (b).....												
15.7 Long-Term Care (b)												
15.8 Federal Employees Health Benefits Plan (b)												
15.9 Other Health (b)												
16. Workers' Compensation												
17.1 Other Liability - Occurrence												
17.2 Other Liability - Claims-Made												
17.3 Excess Workers' Compensation												
18.1 Products Liability - Occurrence												
18.2 Products Liability - Claims-Made												
19.1 Private Passenger Auto No-Fault (Personal Injury Protection)												
19.2 Other Private Passenger Auto Liability												3,350
19.3 Commercial Auto No-Fault (Personal Injury Protection)												
19.4 Other Commercial Auto Liability												
21.1 Private Passenger Auto Physical Damage												
21.2 Commercial Auto Physical Damage												
22. Aircraft (all perils)												
23. Fidelity												
24. Surety												
26. Burglary and Theft												
27. Boiler and Machinery												
28. Credit												
29. International												
30. Warranty												
31. Reins nonproportional assumed property	XXX	XXX	XXX	XXX	XXX	XXX	XXX	XXX	XXX	XXX	XXX	XXX
32. Reins nonproportional assumed liability	XXX	XXX	XXX	XXX	XXX	XXX	XXX	XXX	XXX	XXX	XXX	XXX
33. Reins nonproportional assumed financial lines	XXX	XXX	XXX	XXX	XXX	XXX	XXX	XXX	XXX	XXX	XXX	XXX
34. Aggregate Write-Ins for Other Lines of Business												
35. Total (a)												3,350
DETAILS OF WRITE-INS												
3401.												
3402.												
3403.												
3498. Summary of remaining write-ins for Line 34 from overflow page												
3499. Totals (Lines 3401 thru 3403 plus 3498)(Line 34 above)												

(a) Finance and service charges not included in Lines 1 to 35 \$
(b) For health business on indicated lines report: Number of persons insured under PPO managed care products and number of persons insured under indemnity only products



ANNUAL STATEMENT FOR THE YEAR 2023 OF THE PROGRESSIVE MAX INSURANCE COMPANY

EXHIBIT OF PREMIUMS AND LOSSES (Statutory Page 14)

NAIC Group Code 0155 BUSINESS IN THE STATE OF North Dakota DURING THE YEAR 2023 NAIC Company Code 24279

Line of Business	Gross Premiums, Including Policy and Membership Fees, Less Return Premiums and Premiums on Policies not Taken		3	4	5	6	7	8	9	10	11	12
	1	2										
	Direct Premiums Written	Direct Premiums Earned	Dividends Paid or Credited to Policyholders on Direct Business	Direct Unearned Premium Reserves	Direct Losses Paid (deducting salvage)	Direct Losses Incurred	Direct Losses Unpaid	Direct Defense and Cost Containment Expense Paid	Direct Defense and Cost Containment Expense Incurred	Direct Defense and Cost Containment Expense Unpaid	Commissions and Brokerage Expenses	Taxes, Licenses and Fees
1. Fire												
2.1 Allied Lines												
2.2 Multiple Peril Crop												
2.3 Federal Flood												
2.4. Private Crop												
2.5 Private Flood												
3. Farmowners Multiple Peril												
4. Homeowners Multiple Peril												
5.1 Commercial Multiple Peril (Non-Liability Portion)												
5.2 Commercial Multiple Peril (Liability Portion)												
6. Mortgage Guaranty												
8. Ocean Marine												
9. Inland Marine												
10. Financial Guaranty												
11.1 Medical Professional Liability - Occurrence												
11.2 Medical Professional Liability - Claims-Made												
12. Earthquake												
13.1 Comprehensive (hospital and medical) ind (b)												
13.2 Comprehensive (hospital and medical) group (b)												
14. Credit A&H (Group and Individual)												
15.1 Vision Only (b).....												
15.2 Dental Only (b)												
15.3 Disability Income (b)												
15.4 Medicare Supplement (b)												
15.5 Medicaid Title XIX (b)												
15.6 Medicare Title XVIII (b).....												
15.7 Long-Term Care (b)												
15.8 Federal Employees Health Benefits Plan (b)												
15.9 Other Health (b)												
16. Workers' Compensation												
17.1 Other Liability - Occurrence												
17.2 Other Liability - Claims-Made												
17.3 Excess Workers' Compensation												
18.1 Products Liability - Occurrence												
18.2 Products Liability - Claims-Made												
19.1 Private Passenger Auto No-Fault (Personal Injury Protection)												
19.2 Other Private Passenger Auto Liability												932
19.3 Commercial Auto No-Fault (Personal Injury Protection)												
19.4 Other Commercial Auto Liability												
21.1 Private Passenger Auto Physical Damage												
21.2 Commercial Auto Physical Damage												
22. Aircraft (all perils)												
23. Fidelity												
24. Surety												
26. Burglary and Theft												
27. Boiler and Machinery												
28. Credit												
29. International												
30. Warranty												
31. Reins nonproportional assumed property	XXX	XXX	XXX	XXX	XXX	XXX	XXX	XXX	XXX	XXX	XXX	XXX
32. Reins nonproportional assumed liability	XXX	XXX	XXX	XXX	XXX	XXX	XXX	XXX	XXX	XXX	XXX	XXX
33. Reins nonproportional assumed financial lines	XXX	XXX	XXX	XXX	XXX	XXX	XXX	XXX	XXX	XXX	XXX	XXX
34. Aggregate Write-Ins for Other Lines of Business												
35. Total (a)												932
DETAILS OF WRITE-INS												
3401.												
3402.												
3403.												
3498. Summary of remaining write-ins for Line 34 from overflow page												
3499. Totals (Lines 3401 thru 3403 plus 3498)(Line 34 above)												

(a) Finance and service charges not included in Lines 1 to 35 \$
(b) For health business on indicated lines report: Number of persons insured under PPO managed care products and number of persons insured under indemnity only products



ANNUAL STATEMENT FOR THE YEAR 2023 OF THE PROGRESSIVE MAX INSURANCE COMPANY
EXHIBIT OF PREMIUMS AND LOSSES (Statutory Page 14)

NAIC Group Code 0155		BUSINESS IN THE STATE OF Ohio				DURING THE YEAR 2023				NAIC Company Code 24279		
Line of Business	Gross Premiums, Including Policy and Membership Fees, Less Return Premiums and Premiums on Policies not Taken		3 Dividends Paid or Credited to Policyholders on Direct Business	4 Direct Unearned Premium Reserves	5 Direct Losses Paid (deducting salvage)	6 Direct Losses Incurred	7 Direct Losses Unpaid	8 Direct Defense and Cost Containment Expense Paid	9 Direct Defense and Cost Containment Expense Incurred	10 Direct Defense and Cost Containment Expense Unpaid	11 Commissions and Brokerage Expenses	12 Taxes, Licenses and Fees
	1 Direct Premiums Written	2 Direct Premiums Earned										
Fire												
Allied Lines												
Multiple Peril Crop												
Federal Flood												
Private Crop												
Private Flood												
Farmowners Multiple Peril												
Homeowners Multiple Peril												
Commercial Multiple Peril (Non-Liability Portion)												
Commercial Multiple Peril (Liability Portion)												
Mortgage Guaranty												
Ocean Marine												
Inland Marine												
Financial Guaranty												
Medical Professional Liability - Occurrence												
Medical Professional Liability - Claims-Made												
Earthquake												
Comprehensive (hospital and medical) ind (b)												
Comprehensive (hospital and medical) group (b)												
Credit A&H (Group and Individual)												
Vision Only (b)												
Dental Only (b)												
Disability Income (b)												
Medicare Supplement (b)												
Medicaid Title XIX (b)												
Medicare Title XVIII (b)												
Long-Term Care (b)												
Federal Employees Health Benefits Plan (b)												
Other Health (b)												
Workers' Compensation												
Other Liability - Occurrence												
Other Liability - Claims-Made									(46)			
Excess Workers' Compensation												
Products Liability - Occurrence												
Products Liability - Claims-Made												
Private Passenger Auto No-Fault (Personal Injury Protection)												
Other Private Passenger Auto Liability					(9,296)	(9,296)		(15)	(15)			11,064
Commercial Auto No-Fault (Personal Injury Protection)												
Other Commercial Auto Liability												
Private Passenger Auto Physical Damage					(2,351)	(2,351)						
Commercial Auto Physical Damage												
Aircraft (all perils)												
Fidelity												
Surety												
Burglary and Theft												
Boiler and Machinery												
Credit												
International												
Warranty												
Reins nonproportional assumed property	XXX	XXX	XXX	XXX	XXX	XXX	XXX	XXX	XXX	XXX	XXX	XXX
Reins nonproportional assumed liability	XXX	XXX	XXX	XXX	XXX	XXX	XXX	XXX	XXX	XXX	XXX	XXX
Reins nonproportional assumed financial lines	XXX	XXX	XXX	XXX	XXX	XXX	XXX	XXX	XXX	XXX	XXX	XXX
Aggregate Write-Ins for Other Lines of Business												
Total (a)					(11,647)	(11,647)		(15)	(61)			11,064
DETAILS OF WRITE-INS												
Summary of remaining write-ins for Line 34 from overflow page												
Totals (Lines 3401 thru 3403 plus 3498)(Line 34 above)												

(a) Finance and service charges not included in Lines 1 to 35 \$
(b) For health business on indicated lines report: Number of persons insured under PPO managed care products and number of persons insured under indemnity only products



ANNUAL STATEMENT FOR THE YEAR 2023 OF THE PROGRESSIVE MAX INSURANCE COMPANY

EXHIBIT OF PREMIUMS AND LOSSES (Statutory Page 14)

NAIC Group Code 0155		BUSINESS IN THE STATE OF Oklahoma				DURING THE YEAR 2023				NAIC Company Code 24279			
Line of Business	Gross Premiums, Including Policy and Membership Fees, Less Return Premiums and Premiums on Policies not Taken		3 Dividends Paid or Credited to Policyholders on Direct Business	4 Direct Unearned Premium Reserves	5 Direct Losses Paid (deducting salvage)	6 Direct Losses Incurred	7 Direct Losses Unpaid	8 Direct Defense and Cost Containment Expense Paid	9 Direct Defense and Cost Containment Expense Incurred	10 Direct Defense and Cost Containment Expense Unpaid	11 Commissions and Brokerage Expenses	12 Taxes, Licenses and Fees	
	1 Direct Premiums Written	2 Direct Premiums Earned											
Fire													
Allied Lines													
Multiple Peril Crop													
Federal Flood													
Private Crop													
Private Flood													
Farmowners Multiple Peril													
Homeowners Multiple Peril													
Commercial Multiple Peril (Non-Liability Portion)													
Commercial Multiple Peril (Liability Portion)													
Mortgage Guaranty													
Ocean Marine													
Inland Marine													
Financial Guaranty													
Medical Professional Liability - Occurrence													
Medical Professional Liability - Claims-Made													
Earthquake													
Comprehensive (hospital and medical) ind (b)													
Comprehensive (hospital and medical) group (b)													
Credit A&H (Group and Individual)													
Vision Only (b)													
Dental Only (b)													
Disability Income (b)													
Medicare Supplement (b)													
Medicaid Title XIX (b)													
Medicare Title XVIII (b)													
Long-Term Care (b)													
Federal Employees Health Benefits Plan (b)													
Other Health (b)													
Workers' Compensation													
Other Liability - Occurrence													
Other Liability - Claims-Made													
Excess Workers' Compensation													
Products Liability - Occurrence													
Products Liability - Claims-Made													
Private Passenger Auto No-Fault (Personal Injury Protection)													
Other Private Passenger Auto Liability												1,580	
Commercial Auto No-Fault (Personal Injury Protection)													
Other Commercial Auto Liability													
Private Passenger Auto Physical Damage													
Commercial Auto Physical Damage													
Aircraft (all perils)													
Fidelity													
Surety													
Burglary and Theft													
Boiler and Machinery													
Credit													
International													
Warranty													
Reins nonproportional assumed property	XXX	XXX	XXX	XXX	XXX	XXX	XXX	XXX	XXX	XXX	XXX	XXX	
Reins nonproportional assumed liability	XXX	XXX	XXX	XXX	XXX	XXX	XXX	XXX	XXX	XXX	XXX	XXX	
Reins nonproportional assumed financial lines	XXX	XXX	XXX	XXX	XXX	XXX	XXX	XXX	XXX	XXX	XXX	XXX	
Aggregate Write-Ins for Other Lines of Business													
Total (a)												1,580	
DETAILS OF WRITE-INS													
Summary of remaining write-ins for Line 34 from overflow page													
Totals (Lines 3401 thru 3403 plus 3498)(Line 34 above)													

(a) Finance and service charges not included in Lines 1 to 35 \$
(b) For health business on indicated lines report: Number of persons insured under PPO managed care products and number of persons insured under indemnity only products



ANNUAL STATEMENT FOR THE YEAR 2023 OF THE PROGRESSIVE MAX INSURANCE COMPANY

EXHIBIT OF PREMIUMS AND LOSSES (Statutory Page 14)

NAIC Group Code 0155 BUSINESS IN THE STATE OF Oregon DURING THE YEAR 2023 NAIC Company Code 24279

Line of Business	Gross Premiums, Including Policy and Membership Fees, Less Return Premiums and Premiums on Policies not Taken		3	4	5	6	7	8	9	10	11	12
	1	2										
	Direct Premiums Written	Direct Premiums Earned	Dividends Paid or Credited to Policyholders on Direct Business	Direct Unearned Premium Reserves	Direct Losses Paid (deducting salvage)	Direct Losses Incurred	Direct Losses Unpaid	Direct Defense and Cost Containment Expense Paid	Direct Defense and Cost Containment Expense Incurred	Direct Defense and Cost Containment Expense Unpaid	Commissions and Brokerage Expenses	Taxes, Licenses and Fees
1. Fire												
2.1 Allied Lines												
2.2 Multiple Peril Crop												
2.3 Federal Flood												
2.4. Private Crop												
2.5 Private Flood												
3. Farmowners Multiple Peril												
4. Homeowners Multiple Peril												
5.1 Commercial Multiple Peril (Non-Liability Portion)												
5.2 Commercial Multiple Peril (Liability Portion)												
6. Mortgage Guaranty												
8. Ocean Marine												
9. Inland Marine												
10. Financial Guaranty												
11.1 Medical Professional Liability - Occurrence												
11.2 Medical Professional Liability - Claims-Made												
12. Earthquake												
13.1 Comprehensive (hospital and medical) ind (b)												
13.2 Comprehensive (hospital and medical) group (b)												
14. Credit A&H (Group and Individual)												
15.1 Vision Only (b).....												
15.2 Dental Only (b)												
15.3 Disability Income (b)												
15.4 Medicare Supplement (b)												
15.5 Medicaid Title XIX (b)												
15.6 Medicare Title XVIII (b).....												
15.7 Long-Term Care (b)												
15.8 Federal Employees Health Benefits Plan (b)												
15.9 Other Health (b)												
16. Workers' Compensation												
17.1 Other Liability - Occurrence												
17.2 Other Liability - Claims-Made												
17.3 Excess Workers' Compensation												
18.1 Products Liability - Occurrence												
18.2 Products Liability - Claims-Made												
19.1 Private Passenger Auto No-Fault (Personal Injury Protection)												
19.2 Other Private Passenger Auto Liability												1,650
19.3 Commercial Auto No-Fault (Personal Injury Protection)												
19.4 Other Commercial Auto Liability												
21.1 Private Passenger Auto Physical Damage												
21.2 Commercial Auto Physical Damage												
22. Aircraft (all perils)												
23. Fidelity												
24. Surety												
26. Burglary and Theft												
27. Boiler and Machinery												
28. Credit												
29. International												
30. Warranty												
31. Reins nonproportional assumed property	XXX	XXX	XXX	XXX	XXX	XXX	XXX	XXX	XXX	XXX	XXX	XXX
32. Reins nonproportional assumed liability	XXX	XXX	XXX	XXX	XXX	XXX	XXX	XXX	XXX	XXX	XXX	XXX
33. Reins nonproportional assumed financial lines	XXX	XXX	XXX	XXX	XXX	XXX	XXX	XXX	XXX	XXX	XXX	XXX
34. Aggregate Write-Ins for Other Lines of Business												
35. Total (a)												1,650
DETAILS OF WRITE-INS												
3401.												
3402.												
3403.												
3498. Summary of remaining write-ins for Line 34 from overflow page												
3499. Totals (Lines 3401 thru 3403 plus 3498)(Line 34 above)												

(a) Finance and service charges not included in Lines 1 to 35 \$
(b) For health business on indicated lines report: Number of persons insured under PPO managed care products and number of persons insured under indemnity only products



ANNUAL STATEMENT FOR THE YEAR 2023 OF THE PROGRESSIVE MAX INSURANCE COMPANY

EXHIBIT OF PREMIUMS AND LOSSES (Statutory Page 14)

NAIC Group Code 0155 BUSINESS IN THE STATE OF Pennsylvania DURING THE YEAR 2023 NAIC Company Code 24279

Line of Business	Gross Premiums, Including Policy and Membership Fees, Less Return Premiums and Premiums on Policies not Taken		3	4	5	6	7	8	9	10	11	12
	1	2										
	Direct Premiums Written	Direct Premiums Earned	Dividends Paid or Credited to Policyholders on Direct Business	Direct Unearned Premium Reserves	Direct Losses Paid (deducting salvage)	Direct Losses Incurred	Direct Losses Unpaid	Direct Defense and Cost Containment Expense Paid	Direct Defense and Cost Containment Expense Incurred	Direct Defense and Cost Containment Expense Unpaid	Commissions and Brokerage Expenses	Taxes, Licenses and Fees
1. Fire												
2.1 Allied Lines												
2.2 Multiple Peril Crop												
2.3 Federal Flood												
2.4. Private Crop												
2.5 Private Flood												
3. Farmowners Multiple Peril												
4. Homeowners Multiple Peril												
5.1 Commercial Multiple Peril (Non-Liability Portion)												
5.2 Commercial Multiple Peril (Liability Portion)												
6. Mortgage Guaranty												
8. Ocean Marine												
9. Inland Marine												
10. Financial Guaranty												
11.1 Medical Professional Liability - Occurrence												
11.2 Medical Professional Liability - Claims-Made												
12. Earthquake												
13.1 Comprehensive (hospital and medical) ind (b)												
13.2 Comprehensive (hospital and medical) group (b)												
14. Credit A&H (Group and Individual)												
15.1 Vision Only (b).....												
15.2 Dental Only (b)												
15.3 Disability Income (b)												
15.4 Medicare Supplement (b)												
15.5 Medicaid Title XIX (b)												
15.6 Medicare Title XVIII (b).....												
15.7 Long-Term Care (b)												
15.8 Federal Employees Health Benefits Plan (b)												
15.9 Other Health (b)												
16. Workers' Compensation												
17.1 Other Liability - Occurrence												
17.2 Other Liability - Claims-Made												
17.3 Excess Workers' Compensation												
18.1 Products Liability - Occurrence												
18.2 Products Liability - Claims-Made												
19.1 Private Passenger Auto No-Fault (Personal Injury Protection)												
19.2 Other Private Passenger Auto Liability												850
19.3 Commercial Auto No-Fault (Personal Injury Protection)												
19.4 Other Commercial Auto Liability												
21.1 Private Passenger Auto Physical Damage												
21.2 Commercial Auto Physical Damage												
22. Aircraft (all perils)												
23. Fidelity												
24. Surety												
26. Burglary and Theft												
27. Boiler and Machinery												
28. Credit												
29. International												
30. Warranty												
31. Reins nonproportional assumed property	XXX	XXX	XXX	XXX	XXX	XXX	XXX	XXX	XXX	XXX	XXX	XXX
32. Reins nonproportional assumed liability	XXX	XXX	XXX	XXX	XXX	XXX	XXX	XXX	XXX	XXX	XXX	XXX
33. Reins nonproportional assumed financial lines	XXX	XXX	XXX	XXX	XXX	XXX	XXX	XXX	XXX	XXX	XXX	XXX
34. Aggregate Write-Ins for Other Lines of Business												
35. Total (a)												850
DETAILS OF WRITE-INS												
3401.												
3402.												
3403.												
3498. Summary of remaining write-ins for Line 34 from overflow page												
3499. Totals (Lines 3401 thru 3403 plus 3498)(Line 34 above)												

(a) Finance and service charges not included in Lines 1 to 35 \$
(b) For health business on indicated lines report: Number of persons insured under PPO managed care products and number of persons insured under indemnity only products



ANNUAL STATEMENT FOR THE YEAR 2023 OF THE PROGRESSIVE MAX INSURANCE COMPANY
EXHIBIT OF PREMIUMS AND LOSSES (Statutory Page 14)

NAIC Group Code 0155		BUSINESS IN THE STATE OF Rhode Island				DURING THE YEAR 2023				NAIC Company Code 24279		
Line of Business	Gross Premiums, Including Policy and Membership Fees, Less Return Premiums and Premiums on Policies not Taken		3 Dividends Paid or Credited to Policyholders on Direct Business	4 Direct Unearned Premium Reserves	5 Direct Losses Paid (deducting salvage)	6 Direct Losses Incurred	7 Direct Losses Unpaid	8 Direct Defense and Cost Containment Expense Paid	9 Direct Defense and Cost Containment Expense Incurred	10 Direct Defense and Cost Containment Expense Unpaid	11 Commissions and Brokerage Expenses	12 Taxes, Licenses and Fees
	1 Direct Premiums Written	2 Direct Premiums Earned										
Fire												
Marine												
Multiple Peril Crop												
Federal Flood												
Private Crop												
Private Flood												
Farmowners Multiple Peril												
Homeowners Multiple Peril												
Commercial Multiple Peril (Non-Liability Portion)												
Commercial Multiple Peril (Liability Portion)												
Mortgage Guaranty												
Ocean Marine												
Inland Marine	200,291	207,763		95,239	19,507	21,210	10,847		(18)	748	11,191	4,283
Financial Guaranty												
Medical Professional Liability - Occurrence												
Medical Professional Liability - Claims-Made												
Earthquake												
Comprehensive (hospital and medical) ind (b)												
Comprehensive (hospital and medical) group (b)												
Credit A&H (Group and Individual)												
Vision Only (b)												
Dental Only (b)												
Disability Income (b)												
Medicare Supplement (b)												
Medicaid Title XIX (b)												
Medicare Title XVIII (b)												
Long-Term Care (b)												
Federal Employees Health Benefits Plan (b)												
Other Health (b)												
Workers' Compensation												
Other Liability - Occurrence	72,541	74,627		34,615	2,163	88,068	93,015		19,190	20,169	4,030	1,554
Other Liability - Claims-Made												
Excess Workers' Compensation												
Products Liability - Occurrence												
Products Liability - Claims-Made												
Private Passenger Auto No-Fault (Personal Injury Protection)					2,893	8,943	6,050		2,904	2,904		
Other Private Passenger Auto Liability	2,804,171	2,846,290		768,046	2,121,998	2,090,895	1,494,450	34,865	(1,399)	107,292	12,488	60,296
Commercial Auto No-Fault (Personal Injury Protection)												
Other Commercial Auto Liability												
Private Passenger Auto Physical Damage	1,622,265	1,623,546		479,677	1,385,972	1,404,340	3,835	(685)	(456)	5,467	13,100	34,577
Commercial Auto Physical Damage												
Aircraft (all perils)												
Fidelity												
Surety												
Burglary and Theft												
Boiler and Machinery												
Credit												
International												
Warranty												
Reins nonproportional assumed property	XXX	XXX	XXX	XXX	XXX	XXX	XXX	XXX	XXX	XXX	XXX	XXX
Reins nonproportional assumed liability	XXX	XXX	XXX	XXX	XXX	XXX	XXX	XXX	XXX	XXX	XXX	XXX
Reins nonproportional assumed financial lines	XXX	XXX	XXX	XXX	XXX	XXX	XXX	XXX	XXX	XXX	XXX	XXX
Aggregate Write-Ins for Other Lines of Business												
Total (a)	4,699,267	4,752,226		1,377,577	3,532,532	3,613,456	1,608,198	34,180	20,221	136,580	40,809	100,710
DETAILS OF WRITE-INS												
Summary of remaining write-ins for Line 34 from overflow page												
Totals (Lines 3401 thru 3403 plus 3498)(Line 34 above)												

(a) Finance and service charges not included in Lines 1 to 35 \$ 34,442
(b) For health business on indicated lines report: Number of persons insured under PPO managed care products and number of persons insured under indemnity only products



ANNUAL STATEMENT FOR THE YEAR 2023 OF THE PROGRESSIVE MAX INSURANCE COMPANY

EXHIBIT OF PREMIUMS AND LOSSES (Statutory Page 14)

NAIC Group Code 0155 BUSINESS IN THE STATE OF South Carolina DURING THE YEAR 2023 NAIC Company Code 24279

Line of Business	Gross Premiums, Including Policy and Membership Fees, Less Return Premiums and Premiums on Policies not Taken		3 Dividends Paid or Credited to Policyholders on Direct Business	4 Direct Unearned Premium Reserves	5 Direct Losses Paid (deducting salvage)	6 Direct Losses Incurred	7 Direct Losses Unpaid	8 Direct Defense and Cost Containment Expense Paid	9 Direct Defense and Cost Containment Expense Incurred	10 Direct Defense and Cost Containment Expense Unpaid	11 Commissions and Brokerage Expenses	12 Taxes, Licenses and Fees
	1 Direct Premiums Written	2 Direct Premiums Earned										
1. Fire												
2.1 Allied Lines												
2.2 Multiple Peril Crop												
2.3 Federal Flood												
2.4. Private Crop												
2.5 Private Flood												
3. Farmowners Multiple Peril												
4. Homeowners Multiple Peril												
5.1 Commercial Multiple Peril (Non-Liability Portion)												
5.2 Commercial Multiple Peril (Liability Portion)												
6. Mortgage Guaranty												
8. Ocean Marine												
9. Inland Marine												
10. Financial Guaranty												
11.1 Medical Professional Liability - Occurrence												
11.2 Medical Professional Liability - Claims-Made												
12. Earthquake												
13.1 Comprehensive (hospital and medical) ind (b)												
13.2 Comprehensive (hospital and medical) group (b)												
14. Credit A&H (Group and Individual)												
15.1 Vision Only (b).....												
15.2 Dental Only (b)												
15.3 Disability Income (b)												
15.4 Medicare Supplement (b)												
15.5 Medicaid Title XIX (b)												
15.6 Medicare Title XVIII (b).....												
15.7 Long-Term Care (b)												
15.8 Federal Employees Health Benefits Plan (b)												
15.9 Other Health (b)												
16. Workers' Compensation												
17.1 Other Liability - Occurrence												
17.2 Other Liability - Claims-Made												
17.3 Excess Workers' Compensation												
18.1 Products Liability - Occurrence												
18.2 Products Liability - Claims-Made												
19.1 Private Passenger Auto No-Fault (Personal Injury Protection)					16,884	10,826	6,701	6,075	3,119	3,205		
19.2 Other Private Passenger Auto Liability	4,979,832	4,952,568		1,225,343	3,026,371	3,398,824	4,142,951	96,388	54,849	255,620	2,292	152,767
19.3 Commercial Auto No-Fault (Personal Injury Protection)												
19.4 Other Commercial Auto Liability												
21.1 Private Passenger Auto Physical Damage	2,756,043	2,804,269		645,959	1,871,170	1,915,922	118,243	46	(9,216)	5,535	1,343	84,513
21.2 Commercial Auto Physical Damage												
22. Aircraft (all perils)												
23. Fidelity												
24. Surety												
26. Burglary and Theft												
27. Boiler and Machinery												
28. Credit												
29. International												
30. Warranty												
31. Reins nonproportional assumed property	XXX	XXX	XXX	XXX	XXX	XXX	XXX	XXX	XXX	XXX	XXX	XXX
32. Reins nonproportional assumed liability	XXX	XXX	XXX	XXX	XXX	XXX	XXX	XXX	XXX	XXX	XXX	XXX
33. Reins nonproportional assumed financial lines	XXX	XXX	XXX	XXX	XXX	XXX	XXX	XXX	XXX	XXX	XXX	XXX
34. Aggregate Write-Ins for Other Lines of Business												
35. Total (a)	7,735,875	7,756,837		1,871,302	4,914,425	5,325,572	4,267,894	102,510	48,751	264,360	3,634	237,280
DETAILS OF WRITE-INS												
3401.												
3402.												
3403.												
3498. Summary of remaining write-ins for Line 34 from overflow page												
3499. Totals (Lines 3401 thru 3403 plus 3498)(Line 34 above)												

(a) Finance and service charges not included in Lines 1 to 35 \$ 61,947

(b) For health business on indicated lines report: Number of persons insured under PPO managed care products and number of persons insured under indemnity only products



ANNUAL STATEMENT FOR THE YEAR 2023 OF THE PROGRESSIVE MAX INSURANCE COMPANY

EXHIBIT OF PREMIUMS AND LOSSES (Statutory Page 14)

NAIC Group Code 0155 BUSINESS IN THE STATE OF South Dakota DURING THE YEAR 2023 NAIC Company Code 24279

Line of Business	Gross Premiums, Including Policy and Membership Fees, Less Return Premiums and Premiums on Policies not Taken		3	4	5	6	7	8	9	10	11	12
	1	2										
	Direct Premiums Written	Direct Premiums Earned	Dividends Paid or Credited to Policyholders on Direct Business	Direct Unearned Premium Reserves	Direct Losses Paid (deducting salvage)	Direct Losses Incurred	Direct Losses Unpaid	Direct Defense and Cost Containment Expense Paid	Direct Defense and Cost Containment Expense Incurred	Direct Defense and Cost Containment Expense Unpaid	Commissions and Brokerage Expenses	Taxes, Licenses and Fees
1. Fire												
2.1 Allied Lines												
2.2 Multiple Peril Crop												
2.3 Federal Flood												
2.4. Private Crop												
2.5 Private Flood												
3. Farmowners Multiple Peril												
4. Homeowners Multiple Peril												
5.1 Commercial Multiple Peril (Non-Liability Portion)												
5.2 Commercial Multiple Peril (Liability Portion)												
6. Mortgage Guaranty												
8. Ocean Marine												
9. Inland Marine												
10. Financial Guaranty												
11.1 Medical Professional Liability - Occurrence												
11.2 Medical Professional Liability - Claims-Made												
12. Earthquake												
13.1 Comprehensive (hospital and medical) ind (b)												
13.2 Comprehensive (hospital and medical) group (b)												
14. Credit A&H (Group and Individual)												
15.1 Vision Only (b).....												
15.2 Dental Only (b)												
15.3 Disability Income (b)												
15.4 Medicare Supplement (b)												
15.5 Medicaid Title XIX (b)												
15.6 Medicare Title XVIII (b).....												
15.7 Long-Term Care (b)												
15.8 Federal Employees Health Benefits Plan (b)												
15.9 Other Health (b)												
16. Workers' Compensation												
17.1 Other Liability - Occurrence												
17.2 Other Liability - Claims-Made												
17.3 Excess Workers' Compensation												
18.1 Products Liability - Occurrence												
18.2 Products Liability - Claims-Made												
19.1 Private Passenger Auto No-Fault (Personal Injury Protection)												
19.2 Other Private Passenger Auto Liability												1,115
19.3 Commercial Auto No-Fault (Personal Injury Protection)												
19.4 Other Commercial Auto Liability												
21.1 Private Passenger Auto Physical Damage												
21.2 Commercial Auto Physical Damage												
22. Aircraft (all perils)												
23. Fidelity												
24. Surety												
26. Burglary and Theft												
27. Boiler and Machinery												
28. Credit												
29. International												
30. Warranty												
31. Reins nonproportional assumed property	XXX	XXX	XXX	XXX	XXX	XXX	XXX	XXX	XXX	XXX	XXX	XXX
32. Reins nonproportional assumed liability	XXX	XXX	XXX	XXX	XXX	XXX	XXX	XXX	XXX	XXX	XXX	XXX
33. Reins nonproportional assumed financial lines	XXX	XXX	XXX	XXX	XXX	XXX	XXX	XXX	XXX	XXX	XXX	XXX
34. Aggregate Write-Ins for Other Lines of Business												
35. Total (a)												1,115
DETAILS OF WRITE-INS												
3401.												
3402.												
3403.												
3498. Summary of remaining write-ins for Line 34 from overflow page												
3499. Totals (Lines 3401 thru 3403 plus 3498)(Line 34 above)												

(a) Finance and service charges not included in Lines 1 to 35 \$
(b) For health business on indicated lines report: Number of persons insured under PPO managed care products and number of persons insured under indemnity only products



ANNUAL STATEMENT FOR THE YEAR 2023 OF THE PROGRESSIVE MAX INSURANCE COMPANY
EXHIBIT OF PREMIUMS AND LOSSES (Statutory Page 14)

NAIC Group Code 0155 BUSINESS IN THE STATE OF Utah DURING THE YEAR 2023 NAIC Company Code 24279

Line of Business	Gross Premiums, Including Policy and Membership Fees, Less Return Premiums and Premiums on Policies not Taken		3	4	5	6	7	8	9	10	11	12
	1	2										
	Direct Premiums Written	Direct Premiums Earned	Dividends Paid or Credited to Policyholders on Direct Business	Direct Unearned Premium Reserves	Direct Losses Paid (deducting salvage)	Direct Losses Incurred	Direct Losses Unpaid	Direct Defense and Cost Containment Expense Paid	Direct Defense and Cost Containment Expense Incurred	Direct Defense and Cost Containment Expense Unpaid	Commissions and Brokerage Expenses	Taxes, Licenses and Fees
1. Fire												
2.1 Allied Lines												
2.2 Multiple Peril Crop												
2.3 Federal Flood												
2.4. Private Crop												
2.5 Private Flood												
3. Farmowners Multiple Peril												
4. Homeowners Multiple Peril												
5.1 Commercial Multiple Peril (Non-Liability Portion)												
5.2 Commercial Multiple Peril (Liability Portion)												
6. Mortgage Guaranty												
8. Ocean Marine												
9. Inland Marine												
10. Financial Guaranty												
11.1 Medical Professional Liability - Occurrence												
11.2 Medical Professional Liability - Claims-Made												
12. Earthquake												
13.1 Comprehensive (hospital and medical) ind (b)												
13.2 Comprehensive (hospital and medical) group (b)												
14. Credit A&H (Group and Individual)												
15.1 Vision Only (b).....												
15.2 Dental Only (b)												
15.3 Disability Income (b)												
15.4 Medicare Supplement (b)												
15.5 Medicaid Title XIX (b)												
15.6 Medicare Title XVIII (b).....												
15.7 Long-Term Care (b)												
15.8 Federal Employees Health Benefits Plan (b)												
15.9 Other Health (b)												
16. Workers' Compensation												
17.1 Other Liability - Occurrence												
17.2 Other Liability - Claims-Made												
17.3 Excess Workers' Compensation												
18.1 Products Liability - Occurrence												
18.2 Products Liability - Claims-Made												
19.1 Private Passenger Auto No-Fault (Personal Injury Protection)												
19.2 Other Private Passenger Auto Liability												825
19.3 Commercial Auto No-Fault (Personal Injury Protection)												
19.4 Other Commercial Auto Liability												
21.1 Private Passenger Auto Physical Damage												
21.2 Commercial Auto Physical Damage												
22. Aircraft (all perils)												
23. Fidelity												
24. Surety												
26. Burglary and Theft												
27. Boiler and Machinery												
28. Credit												
29. International												
30. Warranty												
31. Reins nonproportional assumed property	XXX	XXX	XXX	XXX	XXX	XXX	XXX	XXX	XXX	XXX	XXX	XXX
32. Reins nonproportional assumed liability	XXX	XXX	XXX	XXX	XXX	XXX	XXX	XXX	XXX	XXX	XXX	XXX
33. Reins nonproportional assumed financial lines	XXX	XXX	XXX	XXX	XXX	XXX	XXX	XXX	XXX	XXX	XXX	XXX
34. Aggregate Write-Ins for Other Lines of Business												
35. Total (a)												825
DETAILS OF WRITE-INS												
3401.												
3402.												
3403.												
3498. Summary of remaining write-ins for Line 34 from overflow page												
3499. Totals (Lines 3401 thru 3403 plus 3498)(Line 34 above)												

(a) Finance and service charges not included in Lines 1 to 35 \$
(b) For health business on indicated lines report: Number of persons insured under PPO managed care products and number of persons insured under indemnity only products



ANNUAL STATEMENT FOR THE YEAR 2023 OF THE PROGRESSIVE MAX INSURANCE COMPANY
EXHIBIT OF PREMIUMS AND LOSSES (Statutory Page 14)

NAIC Group Code 0155		BUSINESS IN THE STATE OF Vermont				DURING THE YEAR 2023				NAIC Company Code 24279		
Line of Business	Gross Premiums, Including Policy and Membership Fees, Less Return Premiums and Premiums on Policies not Taken		3 Dividends Paid or Credited to Policyholders on Direct Business	4 Direct Unearned Premium Reserves	5 Direct Losses Paid (deducting salvage)	6 Direct Losses Incurred	7 Direct Losses Unpaid	8 Direct Defense and Cost Containment Expense Paid	9 Direct Defense and Cost Containment Expense Incurred	10 Direct Defense and Cost Containment Expense Unpaid	11 Commissions and Brokerage Expenses	12 Taxes, Licenses and Fees
	1 Direct Premiums Written	2 Direct Premiums Earned										
Fire												
Allied Lines												
Multiple Peril Crop												
Federal Flood												
Private Crop												
Private Flood												
Farmowners Multiple Peril												
Homeowners Multiple Peril												
Commercial Multiple Peril (Non-Liability Portion)												
Commercial Multiple Peril (Liability Portion)												
Mortgage Guaranty												
Ocean Marine												
Inland Marine												
Financial Guaranty												
Medical Professional Liability - Occurrence												
Medical Professional Liability - Claims-Made												
Earthquake												
Comprehensive (hospital and medical) ind (b)												
Comprehensive (hospital and medical) group (b)												
Credit A&H (Group and Individual)												
Vision Only (b)												
Dental Only (b)												
Disability Income (b)												
Medicare Supplement (b)												
Medicaid Title XIX (b)												
Medicare Title XVIII (b)												
Long-Term Care (b)												
Federal Employees Health Benefits Plan (b)												
Other Health (b)												
Workers' Compensation												
Other Liability - Occurrence												
Other Liability - Claims-Made												
Excess Workers' Compensation												
Products Liability - Occurrence												
Products Liability - Claims-Made												
Private Passenger Auto No-Fault (Personal Injury Protection)												
Other Private Passenger Auto Liability												650
Commercial Auto No-Fault (Personal Injury Protection)												
Other Commercial Auto Liability												
Private Passenger Auto Physical Damage												
Commercial Auto Physical Damage												
Aircraft (all perils)												
Fidelity												
Surety												
Burglary and Theft												
Boiler and Machinery												
Credit												
International												
Warranty												
Reins nonproportional assumed property	XXX	XXX	XXX	XXX	XXX	XXX	XXX	XXX	XXX	XXX	XXX	XXX
Reins nonproportional assumed liability	XXX	XXX	XXX	XXX	XXX	XXX	XXX	XXX	XXX	XXX	XXX	XXX
Reins nonproportional assumed financial lines	XXX	XXX	XXX	XXX	XXX	XXX	XXX	XXX	XXX	XXX	XXX	XXX
Aggregate Write-Ins for Other Lines of Business												
Total (a)												650
DETAILS OF WRITE-INS												
Summary of remaining write-ins for Line 34 from overflow page												
Totals (Lines 3401 thru 3403 plus 3498)(Line 34 above)												

(a) Finance and service charges not included in Lines 1 to 35 \$
(b) For health business on indicated lines report: Number of persons insured under PPO managed care products and number of persons insured under indemnity only products



ANNUAL STATEMENT FOR THE YEAR 2023 OF THE PROGRESSIVE MAX INSURANCE COMPANY

EXHIBIT OF PREMIUMS AND LOSSES (Statutory Page 14)

NAIC Group Code 0155		BUSINESS IN THE STATE OF Virginia				DURING THE YEAR 2023				NAIC Company Code 24279		
Line of Business	Gross Premiums, Including Policy and Membership Fees, Less Return Premiums and Premiums on Policies not Taken		3 Dividends Paid or Credited to Policyholders on Direct Business	4 Direct Unearned Premium Reserves	5 Direct Losses Paid (deducting salvage)	6 Direct Losses Incurred	7 Direct Losses Unpaid	8 Direct Defense and Cost Containment Expense Paid	9 Direct Defense and Cost Containment Expense Incurred	10 Direct Defense and Cost Containment Expense Unpaid	11 Commissions and Brokerage Expenses	12 Taxes, Licenses and Fees
	1 Direct Premiums Written	2 Direct Premiums Earned										
Fire												
Allied Lines												
Multiple Peril Crop												
Federal Flood												
Private Crop												
Private Flood												
Farmowners Multiple Peril												
Homeowners Multiple Peril												
Commercial Multiple Peril (Non-Liability Portion)												
Commercial Multiple Peril (Liability Portion)												
Mortgage Guaranty												
Ocean Marine												
Inland Marine												
Financial Guaranty												
Medical Professional Liability - Occurrence												
Medical Professional Liability - Claims-Made												
Earthquake												
Comprehensive (hospital and medical) ind (b)												
Comprehensive (hospital and medical) group (b)												
Credit A&H (Group and Individual)												
Vision Only (b)												
Dental Only (b)												
Disability Income (b)												
Medicare Supplement (b)												
Medicaid Title XIX (b)												
Medicare Title XVIII (b)												
Long-Term Care (b)												
Federal Employees Health Benefits Plan (b)												
Other Health (b)												
Workers' Compensation												
Other Liability - Occurrence												
Other Liability - Claims-Made												
Excess Workers' Compensation												
Products Liability - Occurrence												
Products Liability - Claims-Made												
Private Passenger Auto No-Fault (Personal Injury Protection)												
Other Private Passenger Auto Liability					(952)	(952)						501
Commercial Auto No-Fault (Personal Injury Protection)												
Other Commercial Auto Liability												
Private Passenger Auto Physical Damage					(350)	(350)		(48)	(48)			
Commercial Auto Physical Damage												
Aircraft (all perils)												
Fidelity												
Surety												
Burglary and Theft												
Boiler and Machinery												
Credit												
International												
Warranty												
Reins nonproportional assumed property	XXX	XXX	XXX	XXX	XXX	XXX	XXX	XXX	XXX	XXX	XXX	XXX
Reins nonproportional assumed liability	XXX	XXX	XXX	XXX	XXX	XXX	XXX	XXX	XXX	XXX	XXX	XXX
Reins nonproportional assumed financial lines	XXX	XXX	XXX	XXX	XXX	XXX	XXX	XXX	XXX	XXX	XXX	XXX
Aggregate Write-Ins for Other Lines of Business												
Total (a)					(1,301)	(1,301)		(48)	(48)			501
DETAILS OF WRITE-INS												
Summary of remaining write-ins for Line 34 from overflow page												
Totals (Lines 3401 thru 3403 plus 3498)(Line 34 above)												

(a) Finance and service charges not included in Lines 1 to 35 \$
(b) For health business on indicated lines report: Number of persons insured under PPO managed care products and number of persons insured under indemnity only products



ANNUAL STATEMENT FOR THE YEAR 2023 OF THE PROGRESSIVE MAX INSURANCE COMPANY

EXHIBIT OF PREMIUMS AND LOSSES (Statutory Page 14)

NAIC Group Code 0155 BUSINESS IN THE STATE OF Washington DURING THE YEAR 2023 NAIC Company Code 24279

Line of Business	Gross Premiums, Including Policy and Membership Fees, Less Return Premiums and Premiums on Policies not Taken		3 Dividends Paid or Credited to Policyholders on Direct Business	4 Direct Unearned Premium Reserves	5 Direct Losses Paid (deducting salvage)	6 Direct Losses Incurred	7 Direct Losses Unpaid	8 Direct Defense and Cost Containment Expense Paid	9 Direct Defense and Cost Containment Expense Incurred	10 Direct Defense and Cost Containment Expense Unpaid	11 Commissions and Brokerage Expenses	12 Taxes, Licenses and Fees
	1 Direct Premiums Written	2 Direct Premiums Earned										
1. Fire												
2.1 Allied Lines												
2.2 Multiple Peril Crop												
2.3 Federal Flood												
2.4. Private Crop												
2.5 Private Flood												
3. Farmowners Multiple Peril												
4. Homeowners Multiple Peril												
5.1 Commercial Multiple Peril (Non-Liability Portion)												
5.2 Commercial Multiple Peril (Liability Portion)												
6. Mortgage Guaranty												
8. Ocean Marine												
9. Inland Marine	343,401	353,073		159,852	159,179	182,956	34,744	1,968	3,107	2,163	18,745	7,274
10. Financial Guaranty												
11.1 Medical Professional Liability - Occurrence												
11.2 Medical Professional Liability - Claims-Made												
12. Earthquake												
13.1 Comprehensive (hospital and medical) ind (b)												
13.2 Comprehensive (hospital and medical) group (b)												
14. Credit A&H (Group and Individual)												
15.1 Vision Only (b).....												
15.2 Dental Only (b)												
15.3 Disability Income (b)												
15.4 Medicare Supplement (b)												
15.5 Medicaid Title XIX (b)												
15.6 Medicare Title XVIII (b).....												
15.7 Long-Term Care (b)												
15.8 Federal Employees Health Benefits Plan (b)												
15.9 Other Health (b)												
16. Workers' Compensation												
17.1 Other Liability - Occurrence	91,834	95,414		43,869	10,814	5,028	7,828		(1,271)	1,032	5,011	1,945
17.2 Other Liability - Claims-Made												
17.3 Excess Workers' Compensation												
18.1 Products Liability - Occurrence												
18.2 Products Liability - Claims-Made												
19.1 Private Passenger Auto No-Fault (Personal Injury Protection)	2,250	2,356		1,104	(1,910)	(1,950)	407	26,534	26,534	1	84	48
19.2 Other Private Passenger Auto Liability	372,013	388,094		165,551	119,810	(27,913)	156,244	16,256	1,785	17,764	10,371	7,872
19.3 Commercial Auto No-Fault (Personal Injury Protection)												
19.4 Other Commercial Auto Liability												
21.1 Private Passenger Auto Physical Damage	503,174	531,726		229,850	322,295	328,013	20,206	(177)	3,421	4,745	14,062	10,656
21.2 Commercial Auto Physical Damage												
22. Aircraft (all perils)												
23. Fidelity												
24. Surety												
26. Burglary and Theft												
27. Boiler and Machinery												
28. Credit												
29. International												
30. Warranty												
31. Reins nonproportional assumed property	XXX	XXX	XXX	XXX	XXX	XXX	XXX	XXX	XXX	XXX	XXX	XXX
32. Reins nonproportional assumed liability	XXX	XXX	XXX	XXX	XXX	XXX	XXX	XXX	XXX	XXX	XXX	XXX
33. Reins nonproportional assumed financial lines	XXX	XXX	XXX	XXX	XXX	XXX	XXX	XXX	XXX	XXX	XXX	XXX
34. Aggregate Write-Ins for Other Lines of Business												
35. Total (a)	1,312,670	1,370,663		600,225	610,188	486,134	219,429	44,581	33,575	25,704	48,273	27,796
DETAILS OF WRITE-INS												
3401.												
3402.												
3403.												
3498. Summary of remaining write-ins for Line 34 from overflow page												
3499. Totals (Lines 3401 thru 3403 plus 3498)(Line 34 above)												

(a) Finance and service charges not included in Lines 1 to 35 \$ 12,132

(b) For health business on indicated lines report: Number of persons insured under PPO managed care products and number of persons insured under indemnity only products



ANNUAL STATEMENT FOR THE YEAR 2023 OF THE PROGRESSIVE MAX INSURANCE COMPANY

EXHIBIT OF PREMIUMS AND LOSSES (Statutory Page 14)

NAIC Group Code 0155 BUSINESS IN THE STATE OF West Virginia DURING THE YEAR 2023 NAIC Company Code 24279

Line of Business	Gross Premiums, Including Policy and Membership Fees, Less Return Premiums and Premiums on Policies not Taken		3 Dividends Paid or Credited to Policyholders on Direct Business	4 Direct Unearned Premium Reserves	5 Direct Losses Paid (deducting salvage)	6 Direct Losses Incurred	7 Direct Losses Unpaid	8 Direct Defense and Cost Containment Expense Paid	9 Direct Defense and Cost Containment Expense Incurred	10 Direct Defense and Cost Containment Expense Unpaid	11 Commissions and Brokerage Expenses	12 Taxes, Licenses and Fees
	1 Direct Premiums Written	2 Direct Premiums Earned										
1. Fire												
2.1 Allied Lines												
2.2 Multiple Peril Crop												
2.3 Federal Flood												
2.4. Private Crop												
2.5 Private Flood												
3. Farmowners Multiple Peril												
4. Homeowners Multiple Peril												
5.1 Commercial Multiple Peril (Non-Liability Portion)												
5.2 Commercial Multiple Peril (Liability Portion)												
6. Mortgage Guaranty												
8. Ocean Marine												
9. Inland Marine	399,094	371,827		176,110	318,759	297,680	21,103	143	(1,320)	1,291	16,753	17,801
10. Financial Guaranty												
11.1 Medical Professional Liability - Occurrence												
11.2 Medical Professional Liability - Claims-Made												
12. Earthquake												
13.1 Comprehensive (hospital and medical) ind (b)												
13.2 Comprehensive (hospital and medical) group (b)												
14. Credit A&H (Group and Individual)												
15.1 Vision Only (b).....												
15.2 Dental Only (b)												
15.3 Disability Income (b)												
15.4 Medicare Supplement (b)												
15.5 Medicaid Title XIX (b)												
15.6 Medicare Title XVIII (b).....												
15.7 Long-Term Care (b)												
15.8 Federal Employees Health Benefits Plan (b)												
15.9 Other Health (b)												
16. Workers' Compensation												
17.1 Other Liability - Occurrence	125,482	118,455		56,983	17,443	40,975	141,101	4,353	10,563	56,717	4,879	5,590
17.2 Other Liability - Claims-Made												
17.3 Excess Workers' Compensation												
18.1 Products Liability - Occurrence												
18.2 Products Liability - Claims-Made												
19.1 Private Passenger Auto No-Fault (Personal Injury Protection)					131,554	163,543	66,643	5,618	18,121	26,855		
19.2 Other Private Passenger Auto Liability	49,424,328	48,352,333		12,428,034	21,242,363	24,221,198	17,267,991	385,675	545,847	1,141,597	36,504	2,180,409
19.3 Commercial Auto No-Fault (Personal Injury Protection)												
19.4 Other Commercial Auto Liability												
21.1 Private Passenger Auto Physical Damage	37,351,963	34,755,900		10,332,654	25,639,239	25,602,641	1,035,800	50,370	53,421	116,487	76,855	1,646,018
21.2 Commercial Auto Physical Damage												
22. Aircraft (all perils)												
23. Fidelity												
24. Surety												
26. Burglary and Theft												
27. Boiler and Machinery												
28. Credit												
29. International												
30. Warranty												
31. Reins nonproportional assumed property	XXX	XXX	XXX	XXX	XXX	XXX	XXX	XXX	XXX	XXX	XXX	XXX
32. Reins nonproportional assumed liability	XXX	XXX	XXX	XXX	XXX	XXX	XXX	XXX	XXX	XXX	XXX	XXX
33. Reins nonproportional assumed financial lines	XXX	XXX	XXX	XXX	XXX	XXX	XXX	XXX	XXX	XXX	XXX	XXX
34. Aggregate Write-Ins for Other Lines of Business												
35. Total (a)	87,300,867	83,598,515		22,993,781	47,349,358	50,326,037	18,532,638	446,159	626,631	1,342,947	134,990	3,849,818
DETAILS OF WRITE-INS												
3401.												
3402.												
3403.												
3498. Summary of remaining write-ins for Line 34 from overflow page												
3499. Totals (Lines 3401 thru 3403 plus 3498)(Line 34 above)												

(a) Finance and service charges not included in Lines 1 to 35 \$ 848,032
(b) For health business on indicated lines report: Number of persons insured under PPO managed care products and number of persons insured under indemnity only products



ANNUAL STATEMENT FOR THE YEAR 2023 OF THE PROGRESSIVE MAX INSURANCE COMPANY
EXHIBIT OF PREMIUMS AND LOSSES (Statutory Page 14)

NAIC Group Code 0155 BUSINESS IN THE STATE OF Wisconsin DURING THE YEAR 2023 NAIC Company Code 24279

Line of Business	Gross Premiums, Including Policy and Membership Fees, Less Return Premiums and Premiums on Policies not Taken		3	4	5	6	7	8	9	10	11	12
	1	2										
	Direct Premiums Written	Direct Premiums Earned	Dividends Paid or Credited to Policyholders on Direct Business	Direct Unearned Premium Reserves	Direct Losses Paid (deducting salvage)	Direct Losses Incurred	Direct Losses Unpaid	Direct Defense and Cost Containment Expense Paid	Direct Defense and Cost Containment Expense Incurred	Direct Defense and Cost Containment Expense Unpaid	Commissions and Brokerage Expenses	Taxes, Licenses and Fees
1. Fire												
2.1 Allied Lines												
2.2 Multiple Peril Crop												
2.3 Federal Flood												
2.4. Private Crop												
2.5 Private Flood												
3. Farmowners Multiple Peril												
4. Homeowners Multiple Peril												
5.1 Commercial Multiple Peril (Non-Liability Portion)												
5.2 Commercial Multiple Peril (Liability Portion)												
6. Mortgage Guaranty												
8. Ocean Marine												
9. Inland Marine												
10. Financial Guaranty												
11.1 Medical Professional Liability - Occurrence												
11.2 Medical Professional Liability - Claims-Made												
12. Earthquake												
13.1 Comprehensive (hospital and medical) ind (b)												
13.2 Comprehensive (hospital and medical) group (b)												
14. Credit A&H (Group and Individual)												
15.1 Vision Only (b).....												
15.2 Dental Only (b)												
15.3 Disability Income (b)												
15.4 Medicare Supplement (b)												
15.5 Medicaid Title XIX (b)												
15.6 Medicare Title XVIII (b).....												
15.7 Long-Term Care (b)												
15.8 Federal Employees Health Benefits Plan (b)												
15.9 Other Health (b)												
16. Workers' Compensation												
17.1 Other Liability - Occurrence												
17.2 Other Liability - Claims-Made												
17.3 Excess Workers' Compensation												
18.1 Products Liability - Occurrence												
18.2 Products Liability - Claims-Made												
19.1 Private Passenger Auto No-Fault (Personal Injury Protection)												
19.2 Other Private Passenger Auto Liability												1,100
19.3 Commercial Auto No-Fault (Personal Injury Protection)												
19.4 Other Commercial Auto Liability												
21.1 Private Passenger Auto Physical Damage												
21.2 Commercial Auto Physical Damage												
22. Aircraft (all perils)												
23. Fidelity												
24. Surety												
26. Burglary and Theft												
27. Boiler and Machinery												
28. Credit												
29. International												
30. Warranty												
31. Reins nonproportional assumed property	XXX	XXX	XXX	XXX	XXX	XXX	XXX	XXX	XXX	XXX	XXX	XXX
32. Reins nonproportional assumed liability	XXX	XXX	XXX	XXX	XXX	XXX	XXX	XXX	XXX	XXX	XXX	XXX
33. Reins nonproportional assumed financial lines	XXX	XXX	XXX	XXX	XXX	XXX	XXX	XXX	XXX	XXX	XXX	XXX
34. Aggregate Write-Ins for Other Lines of Business												
35. Total (a)												1,100
DETAILS OF WRITE-INS												
3401.												
3402.												
3403.												
3498. Summary of remaining write-ins for Line 34 from overflow page												
3499. Totals (Lines 3401 thru 3403 plus 3498)(Line 34 above)												

(a) Finance and service charges not included in Lines 1 to 35 \$
(b) For health business on indicated lines report: Number of persons insured under PPO managed care products and number of persons insured under indemnity only products



ANNUAL STATEMENT FOR THE YEAR 2023 OF THE PROGRESSIVE MAX INSURANCE COMPANY

EXHIBIT OF PREMIUMS AND LOSSES (Statutory Page 14)

NAIC Group Code 0155 BUSINESS IN THE STATE OF Wyoming DURING THE YEAR 2023 NAIC Company Code 24279

Line of Business	Gross Premiums, Including Policy and Membership Fees, Less Return Premiums and Premiums on Policies not Taken		3	4	5	6	7	8	9	10	11	12
	1	2										
	Direct Premiums Written	Direct Premiums Earned	Dividends Paid or Credited to Policyholders on Direct Business	Direct Unearned Premium Reserves	Direct Losses Paid (deducting salvage)	Direct Losses Incurred	Direct Losses Unpaid	Direct Defense and Cost Containment Expense Paid	Direct Defense and Cost Containment Expense Incurred	Direct Defense and Cost Containment Expense Unpaid	Commissions and Brokerage Expenses	Taxes, Licenses and Fees
1. Fire												
2.1 Allied Lines												
2.2 Multiple Peril Crop												
2.3 Federal Flood												
2.4. Private Crop												
2.5 Private Flood												
3. Farmowners Multiple Peril												
4. Homeowners Multiple Peril												
5.1 Commercial Multiple Peril (Non-Liability Portion)												
5.2 Commercial Multiple Peril (Liability Portion)												
6. Mortgage Guaranty												
8. Ocean Marine												
9. Inland Marine												
10. Financial Guaranty												
11.1 Medical Professional Liability - Occurrence												
11.2 Medical Professional Liability - Claims-Made												
12. Earthquake												
13.1 Comprehensive (hospital and medical) ind (b)												
13.2 Comprehensive (hospital and medical) group (b)												
14. Credit A&H (Group and Individual)												
15.1 Vision Only (b).....												
15.2 Dental Only (b)												
15.3 Disability Income (b)												
15.4 Medicare Supplement (b)												
15.5 Medicaid Title XIX (b)												
15.6 Medicare Title XVIII (b).....												
15.7 Long-Term Care (b)												
15.8 Federal Employees Health Benefits Plan (b)												
15.9 Other Health (b)												
16. Workers' Compensation												
17.1 Other Liability - Occurrence												
17.2 Other Liability - Claims-Made												
17.3 Excess Workers' Compensation												
18.1 Products Liability - Occurrence												
18.2 Products Liability - Claims-Made												
19.1 Private Passenger Auto No-Fault (Personal Injury Protection)												
19.2 Other Private Passenger Auto Liability												3,253
19.3 Commercial Auto No-Fault (Personal Injury Protection)												
19.4 Other Commercial Auto Liability												
21.1 Private Passenger Auto Physical Damage												
21.2 Commercial Auto Physical Damage												
22. Aircraft (all perils)												
23. Fidelity												
24. Surety												
26. Burglary and Theft												
27. Boiler and Machinery												
28. Credit												
29. International												
30. Warranty												
31. Reins nonproportional assumed property	XXX	XXX	XXX	XXX	XXX	XXX	XXX	XXX	XXX	XXX	XXX	XXX
32. Reins nonproportional assumed liability	XXX	XXX	XXX	XXX	XXX	XXX	XXX	XXX	XXX	XXX	XXX	XXX
33. Reins nonproportional assumed financial lines	XXX	XXX	XXX	XXX	XXX	XXX	XXX	XXX	XXX	XXX	XXX	XXX
34. Aggregate Write-Ins for Other Lines of Business												
35. Total (a)												3,253
DETAILS OF WRITE-INS												
3401.												
3402.												
3403.												
3498. Summary of remaining write-ins for Line 34 from overflow page												
3499. Totals (Lines 3401 thru 3403 plus 3498)(Line 34 above)												

(a) Finance and service charges not included in Lines 1 to 35 \$
(b) For health business on indicated lines report: Number of persons insured under PPO managed care products and number of persons insured under indemnity only products



ANNUAL STATEMENT FOR THE YEAR 2023 OF THE PROGRESSIVE MAX INSURANCE COMPANY

EXHIBIT OF PREMIUMS AND LOSSES (Statutory Page 14)

NAIC Group Code 0155 BUSINESS IN THE STATE OF Grand Total DURING THE YEAR 2023 NAIC Company Code 24279

Line of Business	Gross Premiums, Including Policy and Membership Fees, Less Return Premiums and Premiums on Policies not Taken		3 Dividends Paid or Credited to Policyholders on Direct Business	4 Direct Unearned Premium Reserves	5 Direct Losses Paid (deducting salvage)	6 Direct Losses Incurred	7 Direct Losses Unpaid	8 Direct Defense and Cost Containment Expense Paid	9 Direct Defense and Cost Containment Expense Incurred	10 Direct Defense and Cost Containment Expense Unpaid	11 Commissions and Brokerage Expenses	12 Taxes, Licenses and Fees
	1 Direct Premiums Written	2 Direct Premiums Earned										
1. Fire												
2.1 Allied Lines												
2.2 Multiple Peril Crop												
2.3 Federal Flood												
2.4. Private Crop												
2.5 Private Flood												
3. Farmowners Multiple Peril												
4. Homeowners Multiple Peril												
5.1 Commercial Multiple Peril (Non-Liability Portion)												
5.2 Commercial Multiple Peril (Liability Portion)												
6. Mortgage Guaranty												
8. Ocean Marine												
9. Inland Marine	2,065,685	2,098,651		911,539	1,059,101	1,082,487	101,441	2,638	2,854	6,895	99,751	53,535
10. Financial Guaranty												
11.1 Medical Professional Liability - Occurrence												
11.2 Medical Professional Liability - Claims-Made												
12. Earthquake												
13.1 Comprehensive (hospital and medical) ind (b)												
13.2 Comprehensive (hospital and medical) group (b)												
14. Credit A&H (Group and Individual)												
15.1 Vision Only (b).....												
15.2 Dental Only (b)												
15.3 Disability Income (b)												
15.4 Medicare Supplement (b)												
15.5 Medicaid Title XIX (b)												
15.6 Medicare Title XVIII (b).....												
15.7 Long-Term Care (b)												
15.8 Federal Employees Health Benefits Plan (b)												
15.9 Other Health (b)												
16. Workers' Compensation												
17.1 Other Liability - Occurrence	566,002	578,274		255,933	378,709	680,356	540,565	74,547	83,734	99,539	26,362	14,853
17.2 Other Liability - Claims-Made									(46)			
17.3 Excess Workers' Compensation												
18.1 Products Liability - Occurrence												
18.2 Products Liability - Claims-Made												
19.1 Private Passenger Auto No-Fault (Personal Injury Protection)	54,912,176	51,335,099		14,526,723	33,476,890	33,589,959	33,978,506	4,800,237	5,001,268	9,654,379	348	1,607,208
19.2 Other Private Passenger Auto Liability	187,441,260	185,474,316		47,816,317	96,417,593	100,705,423	90,724,213	3,236,933	2,426,794	9,203,166	119,302	6,060,424
19.3 Commercial Auto No-Fault (Personal Injury Protection)												
19.4 Other Commercial Auto Liability												
21.1 Private Passenger Auto Physical Damage	115,899,710	110,218,205		31,748,114	90,998,103	90,254,906	1,700,745	138,485	119,917	330,167	213,444	3,393,139
21.2 Commercial Auto Physical Damage												
22. Aircraft (all perils)												
23. Fidelity												
24. Surety												
26. Burglary and Theft												
27. Boiler and Machinery												
28. Credit												
29. International												
30. Warranty												
31. Reins nonproportional assumed property	XXX	XXX	XXX	XXX	XXX	XXX	XXX	XXX	XXX	XXX	XXX	XXX
32. Reins nonproportional assumed liability	XXX	XXX	XXX	XXX	XXX	XXX	XXX	XXX	XXX	XXX	XXX	XXX
33. Reins nonproportional assumed financial lines	XXX	XXX	XXX	XXX	XXX	XXX	XXX	XXX	XXX	XXX	XXX	XXX
34. Aggregate Write-Ins for Other Lines of Business												
35. Total (a)	360,884,834	349,704,545		95,258,625	222,330,396	226,313,132	127,045,470	8,252,840	7,634,521	19,294,145	459,207	11,129,160
DETAILS OF WRITE-INS												
3401.												
3402.												
3403.												
3498. Summary of remaining write-ins for Line 34 from overflow page												
3499. Totals (Lines 3401 thru 3403 plus 3498)(Line 34 above)												

(a) Finance and service charges not included in Lines 1 to 35 \$ 5,555,963

(b) For health business on indicated lines report: Number of persons insured under PPO managed care products and number of persons insured under indemnity only products

ANNUAL STATEMENT FOR THE YEAR 2023 OF THE PROGRESSIVE MAX INSURANCE COMPANY

SCHEDULE F - PART 1

Assumed Reinsurance as of December 31, Current Year (\$000 Omitted)

[illegible]

ANNUAL STATEMENT FOR THE YEAR 2023 OF THE PROGRESSIVE MAX INSURANCE COMPANY

SCHEDULE F - PART 2

Premium Portfolio Reinsurance Effected or (Canceled) during Current Year	2019	2018	2017
Reinsurance Effected	100	100	100
Reinsurance Canceled	100	100	100
Total	200	200	200

[illegible]

ANNUAL STATEMENT FOR THE YEAR 2023 OF THE PROGRESSIVE MAX INSURANCE COMPANY

SCHEDULE F - PART 3

Ceded Reinsurance as of December 31, Current Year (\$000 Omitted)

1 ID Number	2 NAIC Com- pany Code	3 Name of Reinsurer	4 Domiciliary Jurisdiction	5 Special Code	6 Reinsurance Premiums Ceded	Reinsurance Recoverable On									16 Amount in Dispute included in Column 15	Reinsurance Payable		19 Net Amount Recoverable From Reinsurers Cols. 15 - [17 + 18]	20 Funds Held by Company Under Reinsurance Treaties
						7 Paid Losses	8 Paid LAE	9 Known Case Loss Reserves	10 Known Case LAE Reserves	11 IBNR Loss Reserves	12 IBNR LAE Reserves	13 Unearned Premiums	14 Contingent Commis- sions	15 Columns 7 through 14 Totals		17 Ceded Balances Payable	18 Other Amounts Due to Reinsurers		
34-1524319	16322	Progressive Direct Insurance Company	OH		360,885	806	410	98,654	31,355	28,392	10,632	95,259		265,508				265,508	
0199999		Total Authorized - Affiliates - U.S. Intercompany Pooling			360,885	806	410	98,654	31,355	28,392	10,632	95,259		265,508				265,508	
34-6513736	24260	Progressive Casualty Insurance Company	OH							11				11				11	
0399999		Total Authorized - Affiliates - U.S. Non-Pool - Other								11				11				11	
0499999		Total Authorized - Affiliates - U.S. Non-Pool								11				11				11	
0799999		Total Authorized - Affiliates - Other (Non-U.S.)																	
0899999		Total Authorized - Affiliates			360,885	806	410	98,654	31,355	28,403	10,632	95,259		265,519				265,519	
1499999		Total Authorized Excluding Protected Cells (Sum of 0899999, 0999999, 1099999, 1199999 and 1299999)			360,885	806	410	98,654	31,355	28,403	10,632	95,259		265,519				265,519	
1899999		Total Unauthorized - Affiliates - U.S. Non-Pool																	
2199999		Total Unauthorized - Affiliates - Other (Non-U.S.)																	
2299999		Total Unauthorized - Affiliates																	
2899999		Total Unauthorized Excluding Protected Cells (Sum of 2299999, 2399999, 2499999, 2599999 and 2699999)																	
3299999		Total Certified - Affiliates - U.S. Non-Pool																	
3599999		Total Certified - Affiliates - Other (Non-U.S.)																	
3699999		Total Certified - Affiliates																	
4299999		Total Certified Excluding Protected Cells (Sum of 3699999, 3799999, 3899999, 3999999 and 4099999)																	
4699999		Total Reciprocal Jurisdiction - Affiliates - U.S. Non-Pool																	
4999999		Total Reciprocal Jurisdiction - Affiliates - Other (Non-U.S.)																	
5099999		Total Reciprocal Jurisdiction - Affiliates																	
5699999		Total Reciprocal Jurisdiction Excluding Protected Cells (Sum of 5099999, 5199999, 5299999, 5399999 and 5499999)																	
5799999		Total Authorized, Unauthorized, Reciprocal Jurisdiction and Certified Excluding Protected Cells (Sum of 1499999, 2899999, 4299999 and 5699999)			360,885	806	410	98,654	31,355	28,403	10,632	95,259		265,519				265,519	
5899999		Total Protected Cells (Sum of 1399999, 2799999, 4199999 and 5599999)																	
9999999		Totals			360,885	806	410	98,654	31,355	28,403	10,632	95,259		265,519				265,519	

Ceded Reinsurance as of December 31, Current Year (\$000 Omitted)
(Credit Risk)

[illegible]

ANNUAL STATEMENT FOR THE YEAR 2023 OF THE PROGRESSIVE MAX INSURANCE COMPANY

SCHEDULE F - PART 3 (Continued)

Ceded Reinsurance as of December 31, Current Year (\$000 Omitted)
(Aging of Ceded Reinsurance)

ID Number From Col. 1	Name of Reinsurer From Col. 3	Reinsurance Recoverable on Paid Losses and Paid Loss Adjustment Expenses							44 Total Recoverable on Paid Losses & LAE Amounts in Dispute Included in Col. 43	45 Recoverable on Paid Losses & LAE Over 90 Days Past Due Amounts in Dispute Included in Cols. 40 & 41	46 Total Recoverable on Paid Losses & LAE Amounts Not in Dispute (Cols 43-44)	47 Recoverable on Paid Losses & LAE Over 90 Days Past Due Amounts Not in Dispute (Cols. 40 + 41 - 45)	48 Amounts Received Prior 90 Days	49 Percentage Overdue Col. 42/Col. 43	50 Percentage of Amounts More Than 90 Days Overdue Not in Dispute (Col. 47/[Cols. 46+48])	51 Percentage More Than 120 Days Overdue (Col. 41/ Col. 43)	52 Is the Amount in Col. 50 Less Than 20%? (Yes or No)	53 Amounts in Col. 47 for Reinsurers with Values Less Than 20% in Col. 50	
		37 Current	Overdue					43 Total Due Cols. 37+42 (In total should equal Cols. 7+8)											
			38 1 - 29 Days	39 30 - 90 Days	40 91 - 120 Days	41 Over 120 Days	42 Total Overdue Cols. 38+39 +40+41												
34-1524319 ..	Progressive Direct Insurance Company	1,216						1,216			1,216							YES	
0199999.	Total Authorized - Affiliates - U.S. Intercompany Pooling	1,216						1,216			1,216							XXX	
34-6513736 ..	Progressive Casualty Insurance Company																	YES	
0399999.	Total Authorized - Affiliates - U.S. Non-Pool - Other																	XXX	
0499999.	Total Authorized - Affiliates - U.S. Non-Pool																	XXX	
0799999.	Total Authorized - Affiliates - Other (Non-U.S.)																	XXX	
0899999.	Total Authorized - Affiliates	1,216						1,216			1,216							XXX	
1499999.	Total Authorized Excluding Protected Cells (Sum of 0899999, 0999999, 1099999, 1199999 and 1299999)	1,216						1,216			1,216							XXX	
1899999.	Total Unauthorized - Affiliates - U.S. Non-Pool																	XXX	
2199999.	Total Unauthorized - Affiliates - Other (Non-U.S.)																	XXX	
2299999.	Total Unauthorized - Affiliates																	XXX	
2899999.	Total Unauthorized Excluding Protected Cells (Sum of 2299999, 2399999, 2499999, 2599999 and 2699999)																	XXX	
3299999.	Total Certified - Affiliates - U.S. Non-Pool																	XXX	
3599999.	Total Certified - Affiliates - Other (Non-U.S.)																	XXX	
3699999.	Total Certified - Affiliates																	XXX	
4299999.	Total Certified Excluding Protected Cells (Sum of 3699999, 3799999, 3899999, 3999999 and 4099999)																	XXX	
4699999.	Total Reciprocal Jurisdiction - Affiliates - U.S. Non-Pool																	XXX	
4999999.	Total Reciprocal Jurisdiction - Affiliates - Other (Non-U.S.)																	XXX	
5099999.	Total Reciprocal Jurisdiction - Affiliates																	XXX	
5699999.	Total Reciprocal Jurisdiction Excluding Protected Cells (Sum of 5099999, 5199999, 5299999, 5399999 and 5499999)																	XXX	
5799999.	Total Authorized, Unauthorized, Reciprocal Jurisdiction and Certified Excluding Protected Cells (Sum of 1499999, 2899999, 4299999 and 5699999)	1,216						1,216			1,216							XXX	
5899999.	Total Protected Cells (Sum of 1399999, 2799999, 4199999 and 5599999)																	XXX	
9999999	Totals	1,216						1,216			1,216							XXX	

SCHEDULE F - PART 3 (Continued)

(Provision for Reinsurance for Certified Reinsurers)

ID Number From Col. 1	Name of Reinsurer From Col. 3	Provision for Certified Reinsurance															
		54 Certified Reinsurer Rating (1 through 6)	55 Effective Date of Certified Reinsurer Rating	56 Percent Collateral Required for Full Credit (0% through 100%)	57 Catastrophe Recoverables Qualifying for Collateral Deferral	58 Net Recoverables Subject to Collateral Requirements for Full Credit (Col. 19 - Col. 57)	59 Dollar Amount of Collateral Required (Col. 56 * Col. 58)	60 Percent of Collateral Provided for Net Recoverables Subject to Collateral Requirements ([Col. 20 + Col. 21 + Col. 22 + Col. 24] / Col. 58)	61 Percent Credit Allowed on Net Recoverables Subject to Collateral Requirements (Col. 60 / Col. 56, not to exceed 100%)	62 20% of Recoverable on Paid Losses & LAE Over 90 Days Past Due Amounts in Dispute (Col. 45 * 20%)	63 Amount of Credit Allowed for Net Recoverables (Col. 57 + [Col. 58 * Col. 61])	64 Provision for Reinsurance with Certified Reinsurers Due to Collateral Deficiency (Col. 19 - Col. 63)	65 20% of Recoverable on Paid Losses & LAE Over 90 Days Past Due Amounts Not in Dispute (Col. 47 * 20%)	Complete if Col. 52 = "No"; Otherwise Enter 0			69 Provision for Overdue Reinsurance Ceded to Certified Reinsurers (Greater of [Col. 62 + Col. 65] or Col.68; not to Exceed Col. 63)
														66 Total Collateral Provided (Col. 20 + Col. 21 + Col. 22 + Col. 24, not to Exceed Col. 63)	67 Net Unsecured Recoverable for Which Credit is Allowed (Col. 63 - Col. 66)	68 20% of Amount in Col. 67	
34-1524319	Progressive Direct Insurance Company	XXX	XXX	XXX	XXX	XXX	XXX	XXX	XXX	XXX	XXX	XXX	XXX	XXX	XXX	XXX	XXX
0199999	Total Authorized - Affiliates - U.S. Intercompany Pooling			XXX	XXX	XXX	XXX	XXX	XXX	XXX	XXX	XXX	XXX	XXX	XXX	XXX	XXX
34-6513736	Progressive Casualty Insurance Company	XXX	XXX	XXX	XXX	XXX	XXX	XXX	XXX	XXX	XXX	XXX	XXX	XXX	XXX	XXX	XXX
0399999	Total Authorized - Affiliates - U.S. Non-Pool - Other			XXX	XXX	XXX	XXX	XXX	XXX	XXX	XXX	XXX	XXX	XXX	XXX	XXX	XXX
0499999	Total Authorized - Affiliates - U.S. Non-Pool			XXX	XXX	XXX	XXX	XXX	XXX	XXX	XXX	XXX	XXX	XXX	XXX	XXX	XXX
0799999	Total Authorized - Affiliates - Other (Non-U.S.)			XXX	XXX	XXX	XXX	XXX	XXX	XXX	XXX	XXX	XXX	XXX	XXX	XXX	XXX
0899999	Total Authorized - Affiliates			XXX	XXX	XXX	XXX	XXX	XXX	XXX	XXX	XXX	XXX	XXX	XXX	XXX	XXX
1499999	Total Authorized Excluding Protected Cells (Sum of 0899999, 0999999, 1099999, 1199999 and 1299999)			XXX	XXX	XXX	XXX	XXX	XXX	XXX	XXX	XXX	XXX	XXX	XXX	XXX	XXX
1899999	Total Unauthorized - Affiliates - U.S. Non-Pool			XXX	XXX	XXX	XXX	XXX	XXX	XXX	XXX	XXX	XXX	XXX	XXX	XXX	XXX
2199999	Total Unauthorized - Affiliates - Other (Non-U.S.)			XXX	XXX	XXX	XXX	XXX	XXX	XXX	XXX	XXX	XXX	XXX	XXX	XXX	XXX
2299999	Total Unauthorized - Affiliates			XXX	XXX	XXX	XXX	XXX	XXX	XXX	XXX	XXX	XXX	XXX	XXX	XXX	XXX
2899999	Total Unauthorized Excluding Protected Cells (Sum of 2299999, 2399999, 2499999, 2599999 and 2699999)			XXX	XXX	XXX	XXX	XXX	XXX	XXX	XXX	XXX	XXX	XXX	XXX	XXX	XXX
3299999	Total Certified - Affiliates - U.S. Non-Pool			XXX				XXX	XXX								
3599999	Total Certified - Affiliates - Other (Non-U.S.)			XXX				XXX	XXX								
3699999	Total Certified - Affiliates			XXX				XXX	XXX								
4299999	Total Certified Excluding Protected Cells (Sum of 3699999, 3799999, 3899999, 3999999 and 4099999)			XXX				XXX	XXX								
4699999	Total Reciprocal Jurisdiction - Affiliates - U.S. Non-Pool			XXX	XXX	XXX	XXX	XXX	XXX	XXX	XXX	XXX	XXX	XXX	XXX	XXX	XXX
4999999	Total Reciprocal Jurisdiction - Affiliates - Other (Non-U.S.)			XXX	XXX	XXX	XXX	XXX	XXX	XXX	XXX	XXX	XXX	XXX	XXX	XXX	XXX
5099999	Total Reciprocal Jurisdiction - Affiliates			XXX	XXX	XXX	XXX	XXX	XXX	XXX	XXX	XXX	XXX	XXX	XXX	XXX	XXX
5699999	Total Reciprocal Jurisdiction Excluding Protected Cells (Sum of 5099999, 5199999, 5299999, 5399999 and 5499999)			XXX	XXX	XXX	XXX	XXX	XXX	XXX	XXX	XXX	XXX	XXX	XXX	XXX	XXX
5799999	Total Authorized, Unauthorized, Reciprocal Jurisdiction and Certified Excluding Protected Cells (Sum of 1499999, 2899999, 4299999 and 5699999)			XXX				XXX	XXX								
5899999	Total Protected Cells (Sum of 1399999, 2799999, 4199999 and 5599999)			XXX				XXX	XXX								
9999999	Totals			XXX				XXX	XXX								

ANNUAL STATEMENT FOR THE YEAR 2023 OF THE PROGRESSIVE MAX INSURANCE COMPANY

SCHEDULE F - PART 3 (Continued)

Ceded Reinsurance as of December 31, Current Year (\$000 Omitted)
(Total Provision for Reinsurance)

ID Number From Col. 1	Name of Reinsurer From Col. 3	70 20% of Recoverable on Paid Losses & LAE Over 90 Days past Due Amounts Not in Dispute (Col. 47 * 20%)	Provision for Unauthorized Reinsurance		Provision for Overdue Authorized and Reciprocal Jurisdiction Reinsurance		Total Provision for Reinsurance			
			71	72	73 Complete if Col. 52 = "Yes"; Otherwise Enter 0	74 Complete if Col. 52 = "No"; Otherwise Enter 0	75	76	77	78
			Provision for Reinsurance with Unauthorized Reinsurers Due to Collateral Deficiency (Col. 26)	Provision for Overdue Reinsurance from Unauthorized Reinsurers and Amounts in Dispute (Col. 70 + 20% of the Amount in Col. 16)	20% of Recoverable on Paid Losses & LAE Over 90 Days Past Due Amounts Not in Dispute + 20% of Amounts in Dispute ([Col. 47 * 20%] + [Col. 45 * 20%])	Greater of 20% of Net Recoverable Net of Funds Held & Collateral, or 20% of Recoverable on Paid Losses & LAE Over 90 Days Past Due (Greater of Col. 26 * 20% or Cols. [40 + 41] * 20%)	Provision for Amounts Ceded to Authorized and Reciprocal Jurisdiction Reinsurers (Cols. 73 + 74)	Provision for Amounts Ceded to Unauthorized Reinsurers (Cols. 71 + 72 Not in Excess of Col. 15)	Provision for Amounts Ceded to Certified Reinsurers (Cols. 64 + 69)	Total Provision for Reinsurance (Cols. 75 + 76 + 77)
34-1524319	Progressive Direct Insurance Company		XXX	XXX				XXX	XXX	
0199999	Total Authorized - Affiliates - U.S. Intercompany Pooling		XXX	XXX				XXX	XXX	
34-6513736	Progressive Casualty Insurance Company		XXX	XXX				XXX	XXX	
0399999	Total Authorized - Affiliates - U.S. Non-Pool - Other		XXX	XXX				XXX	XXX	
0499999	Total Authorized - Affiliates - U.S. Non-Pool		XXX	XXX				XXX	XXX	
0799999	Total Authorized - Affiliates - Other (Non-U.S.)		XXX	XXX				XXX	XXX	
0899999	Total Authorized - Affiliates		XXX	XXX				XXX	XXX	
1499999	Total Authorized Excluding Protected Cells (Sum of 0899999, 0999999, 1099999, 1199999 and 1299999)		XXX	XXX				XXX	XXX	
1899999	Total Unauthorized - Affiliates - U.S. Non-Pool				XXX	XXX	XXX		XXX	
2199999	Total Unauthorized - Affiliates - Other (Non-U.S.)				XXX	XXX	XXX		XXX	
2299999	Total Unauthorized - Affiliates				XXX	XXX	XXX		XXX	
2899999	Total Unauthorized Excluding Protected Cells (Sum of 2299999, 2399999, 2499999, 2599999 and 2699999)				XXX	XXX	XXX		XXX	
3299999	Total Certified - Affiliates - U.S. Non-Pool	XXX	XXX	XXX	XXX	XXX	XXX	XXX		
3599999	Total Certified - Affiliates - Other (Non-U.S.)	XXX	XXX	XXX	XXX	XXX	XXX	XXX		
3699999	Total Certified - Affiliates	XXX	XXX	XXX	XXX	XXX	XXX	XXX		
4299999	Total Certified Excluding Protected Cells (Sum of 3699999, 3799999, 3899999, 3999999 and 4099999)	XXX	XXX	XXX	XXX	XXX	XXX	XXX		
4699999	Total Reciprocal Jurisdiction - Affiliates - U.S. Non-Pool		XXX	XXX				XXX	XXX	
4999999	Total Reciprocal Jurisdiction - Affiliates - Other (Non-U.S.)		XXX	XXX				XXX	XXX	
5099999	Total Reciprocal Jurisdiction - Affiliates		XXX	XXX				XXX	XXX	
5699999	Total Reciprocal Jurisdiction Excluding Protected Cells (Sum of 5099999, 5199999, 5299999, 5399999 and 5499999)		XXX	XXX				XXX	XXX	
5799999	Total Authorized, Unauthorized, Reciprocal Jurisdiction and Certified Excluding Protected Cells (Sum of 1499999, 2899999, 4299999 and 5699999)									
5899999	Total Protected Cells (Sum of 1399999, 2799999, 4199999 and 5599999)									
9999999	Totals									

ANNUAL STATEMENT FOR THE YEAR 2023 OF THE PROGRESSIVE MAX INSURANCE COMPANY

SCHEDULE F - PART 4

Issuing or Confirming Banks for Letters of Credit from Schedule F, Part 3 (\$000 Omitted)

1 Issuing or Confirming Bank Reference Number Used in Col. 23 of Sch F Part 3	2 Letters of Credit Code	3 American Bankers Association (ABA) Routing Number	4 Issuing or Confirming Bank Name	5 Letters of Credit Amount
			NONE	
Total				

ANNUAL STATEMENT FOR THE YEAR 2023 OF THE PROGRESSIVE MAX INSURANCE COMPANY

SCHEDULE F - PART 5

Interrogatories for Schedule F, Part 3 (000 Omitted)

A. Report the five largest provisional commission rates included in the cedant's reinsurance treaties. The commission rate to be reported is by contract with ceded premium in excess of \$50,000:

	1	2	3
	Name of Reinsurer	Commission Rate	Ceded Premium
1.
2.
3.
4.
5.

B. Report the five largest reinsurance recoverables reported in Schedule F, Part 3, Column 15, due from any one reinsurer (based on the total recoverables, Schedule F, Part 3,Line 9999999, Column 15), the amount of ceded premium, and indicate whether the recoverables are due from an affiliated insurer.

	1	2	3	4
	Name of Reinsurer	Total Recoverables	Ceded Premiums	Affiliated
6.	Progressive Direct Insurance Company	265,508	360,885	Yes [X] No []
7.	Progressive Casualty Insurance Company	11	Yes [X] No []
8.	Yes [] No []
9.	Yes [] No []
10.	Yes [] No []

NOTE: Disclosure of the five largest provisional commission rates should exclude mandatory pools and joint underwriting associations.

SCHEDULE F - PART 6

Restatement of Balance Sheet to Identify Net Credit for Reinsurance

	1 As Reported (Net of Ceded)	2 Restatement Adjustments	3 Restated (Gross of Ceded)
ASSETS (Page 2, Col. 3)			
1. Cash and invested assets (Line 12)	1,165,113,301		1,165,113,301
2. Premiums and considerations (Line 15)	79,215,261		79,215,261
3. Reinsurance recoverable on loss and loss adjustment expense payments (Line 16.1)	1,215,870	(1,215,870)	
4. Funds held by or deposited with reinsured companies (Line 16.2)			
5. Other assets	62,512,882		62,512,882
6. Net amount recoverable from reinsurers		265,518,870	265,518,870
7. Protected cell assets (Line 27)			
8. Totals (Line 28)	1,308,057,314	264,303,000	1,572,360,314
LIABILITIES (Page 3)			
9. Losses and loss adjustment expenses (Lines 1 through 3)	502,019,367	169,044,000	671,063,367
10. Taxes, expenses, and other obligations (Lines 4 through 8)	25,605,465		25,605,465
11. Unearned premiums (Line 9)	346,026,726	95,259,000	441,285,726
12. Advance premiums (Line 10)	840,314		840,314
13. Dividends declared and unpaid (Line 11.1 and 11.2)			
14. Ceded reinsurance premiums payable (net of ceding commissions (Line 12)			
15. Funds held by company under reinsurance treaties (Line 13)			
16. Amounts withheld or retained by company for account of others (Line 14)			
17. Provision for reinsurance (Line 16)			
18. Other liabilities	12,686,024		12,686,024
19. Total liabilities excluding protected cell business (Line 26)	887,177,896	264,303,000	1,151,480,896
20. Protected cell liabilities (Line 27)			
21. Surplus as regards policyholders (Line 37)	420,879,418	XXX	420,879,418
22. Totals (Line 38)	1,308,057,314	264,303,000	1,572,360,314

NOTE: Is the restatement of this exhibit the result of grossing up balances ceded to affiliates under 100 percent reinsurance or pooling arrangements?

Yes [X] No []

If yes, give full explanation: SEE NOTES TO FINANCIAL STATEMENTS #26

Schedule H - Part 1 - Analysis of Underwriting Operations

N O N E

Schedule H - Part 2 - Reserves and Liabilities

N O N E

Schedule H - Part 3 - Test of Prior Year's Claim Reserves and Liabilities

N O N E

Schedule H - Part 4 - Reinsurance

N O N E

Schedule H - Part 5 - Health Claims

N O N E

ANNUAL STATEMENT FOR THE YEAR 2023 OF THE PROGRESSIVE MAX INSURANCE COMPANY

SCHEDULE P - PART 1A - HOMEOWNERS/FARMOWNERS

(\$000 OMITTED)

Years in Which Premiums Were Earned and Losses Were Incurred	Premiums Earned			Loss and Loss Expense Payments								12
	1 Direct and Assumed	2 Ceded	3 Net (1 - 2)	Loss Payments		Defense and Cost Containment Payments		Adjusting and Other Payments		10 Salvage and Subrogation Received	11 Total Net Paid Cols (4 - 5 + 6 - 7 + 8 - 9)	Number of Claims Reported Direct and Assumed
				4	5	6	7	8	9			
				Direct and Assumed	Ceded	Direct and Assumed	Ceded	Direct and Assumed	Ceded			
1. Prior.....	XXX.....	XXX.....	XXX.....									XXX.....
2. 2014.....	122.....		122.....	37.....					10.....		47.....	24.....
3. 2015.....												
4. 2016.....												
5. 2017.....												
6. 2018.....												
7. 2019.....												
8. 2020.....												
9. 2021.....												
10. 2022.....												
11. 2023.....												
12. Totals	XXX	XXX	XXX	37					10		47	XXX

	Losses Unpaid				Defense and Cost Containment Unpaid				Adjusting and Other Unpaid		23	24	25
	Case Basis		Bulk + IBNR		Case Basis		Bulk + IBNR						
	13	14	15	16	17	18	19	20	21	22			
	Direct and Assumed	Ceded	Direct and Assumed	Ceded	Direct and Assumed	Ceded	Direct and Assumed	Ceded	Direct and Assumed	Ceded			
1. Prior.....													
2. 2014.....													
3. 2015.....													
4. 2016.....													
5. 2017.....													
6. 2018.....													
7. 2019.....													
8. 2020.....													
9. 2021.....													
10. 2022.....													
11. 2023.....													
12. Totals													

	Total Losses and Loss Expenses Incurred			Loss and Loss Expense Percentage (Incurred /Premiums Earned)			Nontabular Discount		34 Inter-Company Pooling Participation Percentage	Net Balance Sheet Reserves After Discount	
	26	27	28	29	30	31	32	33		35	36
	Direct and Assumed	Ceded	Net	Direct and Assumed	Ceded	Net	Loss	Loss Expense		Losses Unpaid	Loss Expenses Unpaid
1. Prior.....	XXX.....	XXX.....	XXX.....	XXX.....	XXX.....	XXX.....			XXX.....		
2. 2014.....	47.....		47.....	38.4.....		38.4.....			6.0.....		
3. 2015.....									6.0.....		
4. 2016.....									6.0.....		
5. 2017.....									6.0.....		
6. 2018.....									6.0.....		
7. 2019.....									6.0.....		
8. 2020.....									6.0.....		
9. 2021.....									6.0.....		
10. 2022.....									6.0.....		
11. 2023.....									6.0.....		
12. Totals	XXX	XXX	XXX	XXX	XXX	XXX			XXX		

ANNUAL STATEMENT FOR THE YEAR 2023 OF THE PROGRESSIVE MAX INSURANCE COMPANY

SCHEDULE P - PART 1B - PRIVATE PASSENGER AUTO LIABILITY/MEDICAL

(\$000 OMITTED)

Years in Which Premiums Were Earned and Losses Were Incurred	Premiums Earned			Loss and Loss Expense Payments							12	
	1 Direct and Assumed	2 Ceded	3 Net (1 - 2)	Loss Payments		Defense and Cost Containment Payments		Adjusting and Other Payments		10 Salvage and Subrogation Received	11 Total Net Paid Cols (4 - 5 + 6 - 7 + 8 - 9)	Number of Claims Reported Direct and Assumed
				4 Direct and Assumed	5 Ceded	6 Direct and Assumed	7 Ceded	8 Direct and Assumed	9 Ceded			
1. Prior.....	XXX.....	XXX.....	XXX.....	660.....	531.....	85.....	5.....	46.....		35.....	254.....	XXX.....
2. 2014.....	249,872.....	5,948.....	243,924.....	142,338.....	2,798.....	5,943.....	19.....	20,591.....		4,209.....	166,055.....	45,272.....
3. 2015.....	272,478.....	7,073.....	265,405.....	166,821.....	3,330.....	7,602.....	10.....	24,969.....		4,461.....	196,052.....	51,105.....
4. 2016.....	312,343.....	7,530.....	304,813.....	193,076.....	4,405.....	8,604.....	4.....	29,355.....		4,920.....	226,626.....	58,507.....
5. 2017.....	359,152.....	9,189.....	349,963.....	211,011.....	5,455.....	9,608.....	41.....	32,023.....		5,377.....	247,145.....	61,768.....
6. 2018.....	436,402.....	10,684.....	425,718.....	250,218.....	6,490.....	10,642.....	20.....	35,727.....		6,504.....	290,077.....	70,730.....
7. 2019.....	510,391.....	13,153.....	497,238.....	281,226.....	4,599.....	11,574.....	9.....	40,153.....		7,166.....	328,345.....	78,659.....
8. 2020.....	561,977.....	13,973.....	548,004.....	250,183.....	4,987.....	9,189.....	10.....	36,807.....		6,789.....	291,182.....	67,591.....
9. 2021.....	609,169.....	9,935.....	599,235.....	323,608.....	5,718.....	8,834.....	7.....	40,678.....		8,298.....	367,394.....	85,302.....
10. 2022.....	638,873.....	10,536.....	628,337.....	297,899.....	5,399.....	4,788.....	2.....	39,297.....		6,684.....	336,583.....	78,599.....
11. 2023.....	757,058.....	13,302.....	743,756.....	193,238.....	3,724.....	1,033.....	1.....	36,632.....		4,436.....	227,179.....	82,899.....
12. Totals.....	XXX.....	XXX.....	XXX.....	2,310,277.....	47,437.....	77,902.....	127.....	336,278.....		58,878.....	2,676,893.....	xxx.....

	Losses Unpaid				Defense and Cost Containment Unpaid				Adjusting and Other Unpaid		23	24	25
	Case Basis		Bulk + IBNR		Case Basis		Bulk + IBNR						
	13	14	15	16	17	18	19	20	21	22			
	Direct and Assumed	Ceded	Direct and Assumed	Ceded	Direct and Assumed	Ceded	Direct and Assumed	Ceded	Direct and Assumed	Ceded			
1. Prior.....	8,617	8,408	25		119				183			536	17
2. 2014.....	670	592	18		31				43			169	5
3. 2015.....	965	836	1,259	1,242	43				60			250	8
4. 2016.....	1,709	1,347	5,391	5,373	86				108			574	19
5. 2017.....	2,885	2,260	6,736	6,719	168				178			989	44
6. 2018.....	4,424	2,680	6,062	6,045	392				391			2,544	115
7. 2019.....	4,560	825	6,055	6,051	763				570			5,072	222
8. 2020.....	10,604	2,717	15,339	10,364	1,572		1,928		1,900		1,364	18,262	410
9. 2021.....	26,861	1,607	11,712	4,833	5,136		1,906		3,151		1,508	42,327	1,281
10. 2022.....	68,307	2,702	21,666	4,124	9,460		3,107		6,356		2,614	102,070	3,424
11. 2023	185,448	4,137	92,434	9,948	13,528		5,805		17,714		6,833	300,842	17,383
12. Totals	315,049	28,111	166,697	54,698	31,298		12,746		30,655		12,320	473,635	22,928

	Total Losses and Loss Expenses Incurred			Loss and Loss Expense Percentage (Incurred /Premiums Earned)			Nontabular Discount		34	Net Balance Sheet Reserves After Discount	
	26	27	28	29	30	31	32	33	Inter- Company Pooling Participation Percentage	35	36
	Direct and Assumed	Ceded	Net	Direct and Assumed	Ceded	Net	Loss	Loss Expense		Losses Unpaid	Loss Expenses Unpaid
1. Prior.....	XXX.....	XXX.....	XXX.....	XXX.....	XXX.....	XXX.....			XXX.....	234.....	302.....
2. 2014.....	169,633.....	3,408.....	166,224.....	67.9.....	57.3.....	68.1.....			6.0.....	95.....	74.....
3. 2015.....	201,720.....	5,417.....	196,303.....	74.0.....	76.6.....	74.0.....			6.0.....	147.....	104.....
4. 2016.....	238,329.....	11,129.....	227,199.....	76.3.....	147.8.....	74.5.....			6.0.....	379.....	195.....
5. 2017.....	262,610.....	14,475.....	248,135.....	73.1.....	157.5.....	70.9.....			6.0.....	643.....	346.....
6. 2018.....	307,856.....	15,235.....	292,621.....	70.5.....	142.6.....	68.7.....			6.0.....	1,761.....	783.....
7. 2019.....	344,901.....	11,484.....	333,417.....	67.6.....	87.3.....	67.1.....			6.0.....	3,739.....	1,333.....
8. 2020.....	327,521.....	18,078.....	309,443.....	58.3.....	129.4.....	56.5.....			6.0.....	12,862.....	5,400.....
9. 2021.....	421,886.....	12,165.....	409,721.....	69.3.....	122.4.....	68.4.....			6.0.....	32,134.....	10,193.....
10. 2022.....	450,880.....	12,227.....	438,653.....	70.6.....	116.0.....	69.8.....			6.0.....	83,146.....	18,923.....
11. 2023.....	545,832.....	17,810.....	528,021.....	72.1.....	133.9.....	71.0.....			6.0.....	263,796.....	37,046.....
12. Totals.....	XXX.....	XXX.....	XXX.....	XXX.....	XXX.....	XXX.....			XXX.....	398,937.....	74,698.....

ANNUAL STATEMENT FOR THE YEAR 2023 OF THE PROGRESSIVE MAX INSURANCE COMPANY

SCHEDULE P - PART 1C - COMMERCIAL AUTO/TRUCK LIABILITY/MEDICAL

(\$000 OMITTED)

Years in Which Premiums Were Earned and Losses Were Incurred	Premiums Earned			Loss and Loss Expense Payments								12
	1 Direct and Assumed	2 Ceded	3 Net (1 - 2)	Loss Payments		Defense and Cost Containment Payments		Adjusting and Other Payments		10 Salvage and Subrogation Received	11 Total Net Paid Cols (4 - 5 + 6 - 7 + 8 - 9)	Number of Claims Reported Direct and Assumed
				4 Direct and Assumed	5 Ceded	6 Direct and Assumed	7 Ceded	8 Direct and Assumed	9 Ceded			
1. Prior.....	XXX.....	XXX.....	XXX.....					1			1	XXX.....
2. 2014.....	1,850.....	1.....	1,849.....	1,081.....		102.....		75.....		8.....	1,258.....	107.....
3. 2015.....	2,002.....	1.....	2,001.....	928.....		105.....		85.....		6.....	1,118.....	106.....
4. 2016.....	2,319.....	1.....	2,318.....	1,952.....		155.....		127.....		6.....	2,233.....	135.....
5. 2017.....	2,517.....	2.....	2,514.....	1,465.....		160.....		144.....		9.....	1,769.....	138.....
6. 2018.....	2,938.....	4.....	2,934.....	2,342.....	29.....	176.....		161.....		10.....	2,650.....	150.....
7. 2019.....	3,316.....	4.....	3,312.....	2,275.....		154.....		152.....		11.....	2,580.....	142.....
8. 2020.....	2,743.....	3.....	2,740.....	1,295.....		85.....		111.....		8.....	1,491.....	104.....
9. 2021.....	2,874.....	3.....	2,871.....	1,063.....		96.....		125.....		16.....	1,284.....	114.....
10. 2022.....	3,556.....	7.....	3,549.....	1,214.....		59.....		139.....		21.....	1,412.....	138.....
11. 2023.....	4,504.....	5.....	4,498.....	382.....		5.....		107.....		10.....	494.....	123.....
12. Totals.....	XXX.....	XXX.....	XXX.....	13,997.....	29.....	1,096.....		1,225.....		107.....	16,290.....	XXX.....

	Losses Unpaid				Defense and Cost Containment Unpaid				Adjusting and Other Unpaid		23	24	25
	Case Basis		Bulk + IBNR		Case Basis		Bulk + IBNR						
	13	14	15	16	17	18	19	20	21	22			
	Direct and Assumed	Ceded	Direct and Assumed	Ceded	Direct and Assumed	Ceded	Direct and Assumed	Ceded	Direct and Assumed	Ceded			
1. Prior.....	2.....				1.....							4.....	
2. 2014.....													
3. 2015.....													
4. 2016.....													
5. 2017.....	23.....				1.....							24.....	
6. 2018.....	40.....				6.....				1.....			47.....	1.....
7. 2019.....	16.....				2.....							18.....	
8. 2020.....	128.....		15.....		17.....		4.....		4.....			168.....	1.....
9. 2021.....	630.....		41.....		51.....		7.....		15.....		3.....	744.....	5.....
10. 2022.....	1,655.....		126.....		93.....		15.....		41.....		5.....	1,929.....	13.....
11. 2023.....	2,157.....		534.....	1.....	121.....		41.....		97.....		12.....	2,949.....	36.....
12. Totals.....	4,651.....		716.....	1.....	290.....		66.....		159.....		20.....	5,882.....	55.....

	Total Losses and Loss Expenses Incurred			Loss and Loss Expense Percentage (Incurred /Premiums Earned)			Nontabular Discount		34 Inter-Company Pooling Participation Percentage	Net Balance Sheet Reserves After Discount	
	26	27	28	29	30	31	32	33		35	36
	Direct and Assumed	Ceded	Net	Direct and Assumed	Ceded	Net	Loss	Loss Expense		Losses Unpaid	Loss Expenses Unpaid
1. Prior.....	XXX.....	XXX.....	XXX.....	XXX.....	XXX.....	XXX.....			XXX.....	2.....	1.....
2. 2014.....	1,258.....		1,258.....	68.0.....		68.0.....			6.0.....		
3. 2015.....	1,118.....		1,118.....	55.9.....		55.9.....			6.0.....		
4. 2016.....	2,233.....		2,233.....	96.3.....		96.4.....			6.0.....		
5. 2017.....	1,793.....		1,793.....	71.3.....		71.3.....			6.0.....	23.....	1.....
6. 2018.....	2,726.....	29.....	2,697.....	92.8.....	739.8.....	91.9.....			6.0.....	40.....	7.....
7. 2019.....	2,598.....		2,598.....	78.4.....		78.4.....			6.0.....	16.....	2.....
8. 2020.....	1,659.....		1,659.....	60.5.....	0.3.....	60.5.....			6.0.....	143.....	25.....
9. 2021.....	2,028.....		2,028.....	70.5.....	0.7.....	70.6.....			6.0.....	670.....	73.....
10. 2022.....	3,341.....		3,340.....	93.9.....	1.7.....	94.1.....			6.0.....	1,781.....	148.....
11. 2023.....	3,444.....	1.....	3,443.....	76.5.....	9.7.....	76.5.....			6.0.....	2,690.....	258.....
12. Totals.....	XXX.....	XXX.....	XXX.....	XXX.....	XXX.....	XXX.....			XXX.....	5,366.....	516.....

ANNUAL STATEMENT FOR THE YEAR 2023 OF THE PROGRESSIVE MAX INSURANCE COMPANY

SCHEDULE P - PART 1D - WORKERS' COMPENSATION

(EXCLUDING EXCESS WORKERS' COMPENSATION)

(\$000 OMITTED)

Years in Which Premiums Were Earned and Losses Were Incurred	Premiums Earned			Loss and Loss Expense Payments								12
	1	2	3	Loss Payments		Defense and Cost Containment Payments		Adjusting and Other Payments		10	11	Number of Claims Reported Direct and Assumed
	Direct and Assumed	Ceded	Net (1 - 2)	4	5	6	7	8	9	Salvage and Subrogation Received	Total Net Paid Cols (4 - 5 + 6 - 7 + 8 - 9)	
				Direct and Assumed	Ceded	Direct and Assumed	Ceded	Direct and Assumed	Ceded			
1. Prior.....	XXX	XXX	XXX									XXX
2. 2014.....												
3. 2015.....												
4. 2016.....												
5. 2017.....												
6. 2018.....												
7. 2019.....												
8. 2020.....												
9. 2021.....												
10. 2022.....												
11. 2023												
12. Totals	XXX	XXX	XXX									XXX

	Losses Unpaid				Defense and Cost Containment Unpaid				Adjusting and Other Unpaid		23	24	25
	Case Basis		Bulk + IBNR		Case Basis		Bulk + IBNR						
	13	14	15	16	17	18	19	20	21	22			
	Direct and Assumed	Ceded	Direct and Assumed	Ceded	Direct and Assumed	Ceded	Direct and Assumed	Ceded	Direct and Assumed	Ceded			
1. Prior.....													
2. 2014.....													
3. 2015.....													
4. 2016.....													
5. 2017.....													
6. 2018.....													
7. 2019.....													
8. 2020.....													
9. 2021.....													
10. 2022.....													
11. 2023													
12. Totals													

	Total Losses and Loss Expenses Incurred			Loss and Loss Expense Percentage (Incurred /Premiums Earned)			Nontabular Discount		34 Inter-Company Pooling Participation Percentage	Net Balance Sheet Reserves After Discount	
	26	27	28	29	30	31	32	33		35	36
	Direct and Assumed	Ceded	Net	Direct and Assumed	Ceded	Net	Loss	Loss Expense		Losses Unpaid	Loss Expenses Unpaid
1. Prior.....	XXX	XXX	XXX	XXX	XXX	XXX			XXX		
2. 2014.....											
3. 2015.....											
4. 2016.....											
5. 2017.....											
6. 2018.....											
7. 2019.....											
8. 2020.....											
9. 2021.....											
10. 2022.....											
11. 2023											
12. Totals	XXX	XXX	XXX	XXX	XXX	XXX			XXX		

ANNUAL STATEMENT FOR THE YEAR 2023 OF THE PROGRESSIVE MAX INSURANCE COMPANY

SCHEDULE P - PART 1E - COMMERCIAL MULTIPLE PERIL

(\$000 OMITTED)

Years in Which Premiums Were Earned and Losses Were Incurred	Premiums Earned			Loss and Loss Expense Payments								12
	1 Direct and Assumed	2 Ceded	3 Net (1 - 2)	Loss Payments		Defense and Cost Containment Payments		Adjusting and Other Payments		10 Salvage and Subrogation Received	11 Total Net Paid Cols (4 - 5 + 6 - 7 + 8 - 9)	Number of Claims Reported Direct and Assumed
				4 Direct and Assumed	5 Ceded	6 Direct and Assumed	7 Ceded	8 Direct and Assumed	9 Ceded			
1. Prior.....	XXX	XXX	XXX									XXX
2. 2014.....												
3. 2015.....												
4. 2016.....												
5. 2017.....												
6. 2018.....												
7. 2019.....												
8. 2020.....												
9. 2021.....												
10. 2022.....												
11. 2023.....	32		32	1							1	1
12. Totals	XXX	XXX	XXX	1							1	XXX

	Losses Unpaid				Defense and Cost Containment Unpaid				Adjusting and Other Unpaid		23	24	25
	Case Basis		Bulk + IBNR		Case Basis		Bulk + IBNR		Adjusting and Other Unpaid		Salvage and Subrogation Anticipated	Total Net Losses and Expenses Unpaid	Number of Claims Outstanding Direct and Assumed
	13	14	15	16	17	18	19	20	21	22			
	Direct and Assumed	Ceded	Direct and Assumed	Ceded	Direct and Assumed	Ceded	Direct and Assumed	Ceded	Direct and Assumed	Ceded			
1. Prior.....													
2. 2014.....													
3. 2015.....													
4. 2016.....													
5. 2017.....													
6. 2018.....													
7. 2019.....													
8. 2020.....													
9. 2021.....													
10. 2022.....													
11. 2023	2		12				1		2			17	
12. Totals	2		12				1		2			17	

	Total Losses and Loss Expenses Incurred			Loss and Loss Expense Percentage (Incurred /Premiums Earned)			Nontabular Discount		34 Inter-Company Pooling Participation Percentage	Net Balance Sheet Reserves After Discount	
	26 Direct and Assumed	27 Ceded	28 Net	29 Direct and Assumed	30 Ceded	31 Net	32 Loss	33 Loss Expense		35 Losses Unpaid	36 Loss Expenses Unpaid
1. Prior.....	XXX	XXX	XXX	XXX	XXX	XXX			XXX		
2. 2014.....									6.0		
3. 2015.....									6.0		
4. 2016.....									6.0		
5. 2017.....									6.0		
6. 2018.....									6.0		
7. 2019.....									6.0		
8. 2020.....									6.0		
9. 2021.....									6.0		
10. 2022.....									6.0		
11. 2023.....	18		18	55.8	(739.3)	55.6			6.0	14	3
12. Totals	XXX	XXX	XXX	XXX	XXX	XXX			XXX	14	3

Schedule P - Part 1F - Section 1 - Medical Professional Liability - Occurrence

N O N E

Schedule P - Part 1F - Section 2 - Medical Professional Liability - Claims-Made

N O N E

Schedule P - Part 1G - Special Liability (Ocean Marine, Aircraft (all perils), Boiler and Machinery)

N O N E

ANNUAL STATEMENT FOR THE YEAR 2023 OF THE PROGRESSIVE MAX INSURANCE COMPANY

SCHEDULE P - PART 1H - SECTION 1 - OTHER LIABILITY - OCCURRENCE

(\$000 OMITTED)

Years in Which Premiums Were Earned and Losses Were Incurred	Premiums Earned			Loss and Loss Expense Payments								12
	1 Direct and Assumed	2 Ceded	3 Net (1 - 2)	Loss Payments		Defense and Cost Containment Payments		Adjusting and Other Payments		10 Salvage and Subrogation Received	11 Total Net Paid Cols (4 - 5 + 6 - 7 + 8 - 9)	Number of Claims Reported Direct and Assumed
				4 Direct and Assumed	5 Ceded	6 Direct and Assumed	7 Ceded	8 Direct and Assumed	9 Ceded			
1. Prior.....	XXX.....	XXX.....	XXX.....	6.....							6.....	XXX.....
2. 2014.....	1,526.....	18.....	1,508.....	497.....		16.....		43.....		3.....	555.....	75.....
3. 2015.....	1,591.....	25.....	1,567.....	464.....		17.....		53.....		1.....	534.....	83.....
4. 2016.....	1,663.....	29.....	1,635.....	700.....	35.....	51.....	1.....	72.....		3.....	787.....	99.....
5. 2017.....	1,750.....	35.....	1,715.....	682.....	8.....	25.....		110.....		3.....	810.....	116.....
6. 2018.....	1,896.....	45.....	1,851.....	589.....	20.....	31.....		82.....		7.....	681.....	118.....
7. 2019.....	2,114.....	54.....	2,060.....	865.....	3.....	46.....	1.....	88.....		3.....	997.....	130.....
8. 2020.....	2,345.....	28.....	2,317.....	898.....	5.....	53.....		109.....		13.....	1,055.....	187.....
9. 2021.....	2,715.....	5.....	2,710.....	872.....		72.....		87.....		5.....	1,031.....	153.....
10. 2022.....	2,953.....	5.....	2,948.....	1,235.....		25.....		139.....		7.....	1,399.....	232.....
11. 2023.....	3,246.....	4.....	3,242.....	665.....		2.....		90.....		2.....	757.....	152.....
12. Totals.....	XXX.....	XXX.....	XXX.....	7,474.....	70.....	338.....	2.....	873.....		47.....	8,614.....	XXX.....

	Losses Unpaid				Defense and Cost Containment Unpaid				Adjusting and Other Unpaid		23	24	25
	Case Basis		Bulk + IBNR		Case Basis		Bulk + IBNR						
	13	14	15	16	17	18	19	20	21	22			
	Direct and Assumed	Ceded	Direct and Assumed	Ceded	Direct and Assumed	Ceded	Direct and Assumed	Ceded	Direct and Assumed	Ceded			
1. Prior.....													
2. 2014.....													
3. 2015..... 1					1							3	
4. 2016.....													
5. 2017.....													
6. 2018..... 1					1							3	
7. 2019..... 19					3				1			22	
8. 2020..... 46			7	4	11		2		4		1	66	1
9. 2021..... 112			21		26		2		6		1	167	2
10. 2022..... 275			62		53		9		19		2	418	5
11. 2023..... 308			224		36		18		47		2	633	12
12. Totals	763		314	4	132		31		77		5	1,312	21

	Total Losses and Loss Expenses Incurred			Loss and Loss Expense Percentage (Incurred /Premiums Earned)			Nontabular Discount		34 Inter-Company Pooling Participation Percentage	Net Balance Sheet Reserves After Discount	
	26	27	28	29	30	31	32	33		35	36
	Direct and Assumed	Ceded	Net	Direct and Assumed	Ceded	Net	Loss	Loss Expense		Losses Unpaid	Loss Expenses Unpaid
1. Prior.....	XXX.....	XXX.....	XXX.....	XXX.....	XXX.....	XXX.....			XXX.....		
2. 2014.....	555.....		555.....	36.4.....		36.8.....			6.0.....		
3. 2015.....	537.....		537.....	33.7.....		34.3.....			6.0.....	1.....	1.....
4. 2016.....	823.....	36.....	787.....	49.5.....	126.6.....	48.1.....			6.0.....		
5. 2017.....	818.....	8.....	810.....	46.7.....	21.4.....	47.3.....			6.0.....		
6. 2018.....	704.....	20.....	684.....	37.1.....	44.6.....	36.9.....			6.0.....	1.....	1.....
7. 2019.....	1,022.....	3.....	1,019.....	48.4.....	6.1.....	49.5.....			6.0.....	19.....	4.....
8. 2020.....	1,130.....	9.....	1,121.....	48.2.....	31.8.....	48.4.....			6.0.....	49.....	17.....
9. 2021.....	1,199.....		1,199.....	44.1.....		44.2.....			6.0.....	133.....	34.....
10. 2022.....	1,817.....		1,817.....	61.5.....		61.6.....			6.0.....	336.....	82.....
11. 2023.....	1,391.....		1,391.....	42.9.....		42.9.....			6.0.....	532.....	101.....
12. Totals.....	XXX.....	XXX.....	XXX.....	XXX.....	XXX.....	XXX.....			XXX.....	1,073.....	240.....

ANNUAL STATEMENT FOR THE YEAR 2023 OF THE PROGRESSIVE MAX INSURANCE COMPANY

SCHEDULE P - PART 1H - SECTION 2 - OTHER LIABILITY - CLAIMS-MADE

(\$000 OMITTED)

Years in Which Premiums Were Earned and Losses Were Incurred	Premiums Earned			Loss and Loss Expense Payments								12
	1 Direct and Assumed	2 Ceded	3 Net (1 - 2)	Loss Payments		Defense and Cost Containment Payments		Adjusting and Other Payments		10 Salvage and Subrogation Received	11 Total Net Paid Cols (4 - 5 + 6 - 7 + 8 - 9)	Number of Claims Reported Direct and Assumed
				4	5	6	7	8	9			
				Direct and Assumed	Ceded	Direct and Assumed	Ceded	Direct and Assumed	Ceded			
1. Prior.....	XXX.....	XXX.....	XXX.....									XXX.....
2. 2014.....	2.....		2.....									
3. 2015.....				33.....							33.....	
4. 2016.....												
5. 2017.....				75.....				1.....			76.....	
6. 2018.....				906.....							906.....	
7. 2019.....												
8. 2020.....								3.....			3.....	
9. 2021.....	6.....		6.....	120.....				1.....			121.....	
10. 2022.....	6.....		6.....									
11. 2023.....	7.....		6.....									
12. Totals	XXX	XXX	XXX	1,134				4			1,138	XXX

	Losses Unpaid				Defense and Cost Containment Unpaid				Adjusting and Other Unpaid		23	24	25
	Case Basis		Bulk + IBNR		Case Basis		Bulk + IBNR		Adjusting and Other Unpaid		Salvage and Subrogation Anticipated	Total Net Losses and Expenses Unpaid	Number of Claims Outstanding Direct and Assumed
	13	14	15	16	17	18	19	20	21	22			
	Direct and Assumed	Ceded	Direct and Assumed	Ceded	Direct and Assumed	Ceded	Direct and Assumed	Ceded	Direct and Assumed	Ceded			
1. Prior.....													
2. 2014.....													
3. 2015.....													
4. 2016.....													
5. 2017.....													
6. 2018.....													
7. 2019.....													
8. 2020.....													
9. 2021.....							1		1			1	
10. 2022.....							1		1			2	
11. 2023.....			210				1		1			212	
12. Totals.....			210				2		3			215	

	Total Losses and Loss Expenses Incurred			Loss and Loss Expense Percentage (Incurred /Premiums Earned)			Nontabular Discount		34 Inter-Company Pooling Participation Percentage	Net Balance Sheet Reserves After Discount	
	26	27	28	29	30	31	32	33		35	36
	Direct and Assumed	Ceded	Net	Direct and Assumed	Ceded	Net	Loss	Loss Expense		Losses Unpaid	Loss Expenses Unpaid
1. Prior.....	XXX.....	XXX.....	XXX.....	XXX.....	XXX.....	XXX.....			XXX.....		
2. 2014.....									6.0.....		
3. 2015.....	33.....		33.....	11,152.1.....		11,152.1.....			6.0.....		
4. 2016.....									6.0.....		
5. 2017.....	76.....		76.....	25,273.1.....		25,273.1.....			6.0.....		
6. 2018.....	906.....		906.....	302,856.1.....		302,856.1.....			6.0.....		
7. 2019.....									6.0.....		
8. 2020.....	3.....		3.....	871.3.....		871.3.....			6.0.....		
9. 2021.....	122.....		122.....	2,210.5.....		2,210.5.....			6.0.....		1.....
10. 2022.....	2.....		2.....	27.5.....		27.5.....			6.0.....		2.....
11. 2023.....	212.....		212.....	3,151.7.....	28.4.....	3,396.1.....			6.0.....	210.....	2.....
12. Totals.....	XXX.....	XXX.....	XXX.....	XXX.....	XXX.....	XXX.....			XXX.....	210.....	5.....

ANNUAL STATEMENT FOR THE YEAR 2023 OF THE PROGRESSIVE MAX INSURANCE COMPANY

SCHEDULE P - PART 11 - SPECIAL PROPERTY (FIRE, ALLIED LINES, INLAND MARINE, EARTHQUAKE, BURGLARY AND THEFT)

(\$000 OMITTED)

Years in Which Premiums Were Earned and Losses Were Incurred	Premiums Earned			Loss and Loss Expense Payments								12
	1 Direct and Assumed	2 Ceded	3 Net (1 - 2)	Loss Payments		Defense and Cost Containment Payments		Adjusting and Other Payments		10 Salvage and Subrogation Received	11 Total Net Paid Cols (4 - 5 + 6 - 7 + 8 - 9)	Number of Claims Reported Direct and Assumed
				4	5	6	7	8	9			
				Direct and Assumed	Ceded	Direct and Assumed	Ceded	Direct and Assumed	Ceded			
1. Prior.....XXX.....XXX.....XXX.....32	10	11	4753XXX.....
2. 2022.....9,723	9,7236,009	19	1,019	8067,047XXX.....
3. 2023	11,009		11,009	4,431		6		995		260	5,433	XXX
4. Totals	XXX	XXX	XXX	10,472		36		2,025		1,113	12,533	XXX

	Losses Unpaid				Defense and Cost Containment Unpaid				Adjusting and Other Unpaid		23	24	25
	Case Basis		Bulk + IBNR		Case Basis		Bulk + IBNR				Salvage and Subrogation Anticipated	Total Net Losses and Expenses Unpaid	Number of Claims Outstanding Direct and Assumed
	13	14	15	16	17	18	19	20	21	22			
	Direct and Assumed	Ceded	Direct and Assumed	Ceded	Direct and Assumed	Ceded	Direct and Assumed	Ceded	Direct and Assumed	Ceded			
1. Prior	10										34	11	
2. 2022.....	21		6		1		7		1		83	37	1
3. 2023	308		183		14		11		98		364	614	32
4. Totals	340		189		15		18		100		481	662	33

	Total Losses and Loss Expenses Incurred			Loss and Loss Expense Percentage (Incurred /Premiums Earned)			Nontabular Discount		34	Net Balance Sheet Reserves After Discount	
	26	27	28	29	30	31	32	33	Inter-Company Pooling Participation Percentage	35	36
	Direct and Assumed	Ceded	Net	Direct and Assumed	Ceded	Net	Loss	Loss Expense		Losses Unpaid	Loss Expenses Unpaid
1. Prior	XXX.....	XXX.....	XXX.....	XXX.....	XXX.....	XXX.....			XXX.....	10	1
2. 2022.....	7,084		7,084	72.9		72.9			6.0	27	10
3. 2023	6,046		6,046	54.9		54.9			6.0	491	123
4. Totals	XXX	XXX	XXX	XXX	XXX	XXX			XXX	529	133

ANNUAL STATEMENT FOR THE YEAR 2023 OF THE PROGRESSIVE MAX INSURANCE COMPANY

SCHEDULE P - PART 1J - AUTO PHYSICAL DAMAGE

(\$000 OMITTED)

Years in Which Premiums Were Earned and Losses Were Incurred	Premiums Earned			Loss and Loss Expense Payments								12
	1 Direct and Assumed	2 Ceded	3 Net (1 - 2)	Loss Payments		Defense and Cost Containment Payments		Adjusting and Other Payments		10 Salvage and Subrogation Received	11 Total Net Paid Cols (4 - 5 + 6 - 7 + 8 - 9)	Number of Claims Reported Direct and Assumed
				4 Direct and Assumed	5 Ceded	6 Direct and Assumed	7 Ceded	8 Direct and Assumed	9 Ceded			
1. Prior.....	XXX.....	XXX.....	XXX.....	(948).....		523.....		245.....		3,162.....	(180).....	XXX.....
2. 2022.....	362,435.....		362,435.....	328,716.....		564.....		36,827.....		86,074.....	366,106.....	181,422.....
3. 2023.....	468,562.....		468,562.....	347,444.....		223.....		39,391.....		59,433.....	387,057.....	189,822.....
4. Totals.....	XXX.....	XXX.....	XXX.....	675,212.....		1,310.....		76,462.....		148,669.....	752,984.....	XXX.....

	Losses Unpaid				Defense and Cost Containment Unpaid				Adjusting and Other Unpaid		23	24	25
	Case Basis		Bulk + IBNR		Case Basis		Bulk + IBNR						
	13	14	15	16	17	18	19	20	21	22			
	Direct and Assumed	Ceded	Direct and Assumed	Ceded	Direct and Assumed	Ceded	Direct and Assumed	Ceded	Direct and Assumed	Ceded			
1. Prior	521		(169)		450				71		2,107	873	117
2. 2022	606		(1,299)		397		8		262		3,385	(26)	132
3. 2023	31,774		(21,873)		1,175		369		3,597		45,129	15,042	8,391
4. Totals	32,901		(23,341)		2,022		377		3,931		50,621	15,889	8,641

	Total Losses and Loss Expenses Incurred			Loss and Loss Expense Percentage (Incurred /Premiums Earned)			Nontabular Discount		34	Net Balance Sheet Reserves After Discount	
	26	27	28	29	30	31	32	33	Inter- Company Pooling Participation Percentage	35	36
	Direct and Assumed	Ceded	Net	Direct and Assumed	Ceded	Net	Loss	Loss Expense		Losses Unpaid	Loss Expenses Unpaid
1. Prior	XXX	XXX	XXX	XXX	XXX	XXX			XXX	351	521
2. 2022	366,080		366,080	101.0		101.0			6.0	(693)	667
3. 2023	402,100		402,099	85.8		85.8			6.0	9,901	5,141
4. Totals	XXX	XXX	XXX	XXX	XXX	XXX			XXX	9,559	6,329

Schedule P - Part 1K - Fidelity/Surety

N O N E

Schedule P - Part 1L - Other (Including Credit, Accident and Health)

N O N E

Schedule P - Part 1M - International

N O N E

Schedule P - Part 1N - Reinsurance - Nonproportional Assumed Property

N O N E

ANNUAL STATEMENT FOR THE YEAR 2023 OF THE PROGRESSIVE MAX INSURANCE COMPANY

SCHEDULE P - PART 10 - REINSURANCE - NONPROPORTIONAL ASSUMED LIABILITY

(\$000 OMITTED)

Years in Which Premiums Were Earned and Losses Were Incurred	Premiums Earned			Loss and Loss Expense Payments								12
	1 Direct and Assumed	2 Ceded	3 Net (1 - 2)	Loss Payments		Defense and Cost Containment Payments		Adjusting and Other Payments		10 Salvage and Subrogation Received	11 Total Net Paid Cols (4 - 5 + 6 - 7 + 8 - 9)	Number of Claims Reported Direct and Assumed
				4	5	6	7	8	9			
				Direct and Assumed	Ceded	Direct and Assumed	Ceded	Direct and Assumed	Ceded			
1. Prior.....XXX.....XXX.....XXX.....800800						XXX.....
2. 2014.....											XXX.....
3. 2015.....											XXX.....
4. 2016.....											XXX.....
5. 2017.....											XXX.....
6. 2018.....											XXX.....
7. 2019.....											XXX.....
8. 2020.....											XXX.....
9. 2021.....											XXX.....
10. 2022.....											XXX.....
11. 2023.....											XXX.....
12. Totals	XXX	XXX	XXX	800	800							XXX

	Losses Unpaid				Defense and Cost Containment Unpaid				Adjusting and Other Unpaid		23	24	25
	Case Basis		Bulk + IBNR		Case Basis		Bulk + IBNR						
	13	14	15	16	17	18	19	20	21	22			
	Direct and Assumed	Ceded	Direct and Assumed	Ceded	Direct and Assumed	Ceded	Direct and Assumed	Ceded	Direct and Assumed	Ceded			
1. Prior.....	4.....		7.....	11.....									XXX.....
2. 2014.....													XXX.....
3. 2015.....													XXX.....
4. 2016.....													XXX.....
5. 2017.....													XXX.....
6. 2018.....													XXX.....
7. 2019.....													XXX.....
8. 2020.....													XXX.....
9. 2021.....													XXX.....
10. 2022.....													XXX.....
11. 2023.....													XXX.....
12. Totals	4		7	11									XXX

	Total Losses and Loss Expenses Incurred			Loss and Loss Expense Percentage (Incurred /Premiums Earned)			Nontabular Discount		34 Inter-Company Pooling Participation Percentage	Net Balance Sheet Reserves After Discount	
	26	27	28	29	30	31	32	33		35	36
	Direct and Assumed	Ceded	Net	Direct and Assumed	Ceded	Net	Loss	Loss Expense		Losses Unpaid	Loss Expenses Unpaid
1. Prior.....	XXX.....	XXX.....	XXX.....	XXX.....	XXX.....	XXX.....			XXX.....		
2. 2014.....											
3. 2015.....											
4. 2016.....											
5. 2017.....											
6. 2018.....											
7. 2019.....											
8. 2020.....											
9. 2021.....											
10. 2022.....											
11. 2023.....											
12. Totals	XXX	XXX	XXX	XXX	XXX	XXX			XXX		

Schedule P - Part 1P - Reinsurance - Nonproportional Assumed Financial Lines

N O N E

Schedule P - Part 1R - Section 1 - Products Liability - Occurrence

N O N E

Schedule P - Part 1R - Section 2 - Products Liability - Claims-Made

N O N E

Schedule P - Part 1S - Financial Guaranty/Mortgage Guaranty

N O N E

Schedule P - Part 1T - Warranty

N O N E

ANNUAL STATEMENT FOR THE YEAR 2023 OF THE PROGRESSIVE MAX INSURANCE COMPANY

SCHEDULE P - PART 2A - HOMEOWNERS/FARMOWNERS

Years in Which Losses Were Incurred	INCURRED NET LOSSES AND DEFENSE AND COST CONTAINMENT EXPENSES REPORTED AT YEAR END (\$000 OMITTED)										DEVELOPMENT	
	1 2014	2 2015	3 2016	4 2017	5 2018	6 2019	7 2020	8 2021	9 2022	10 2023	11 One Year	12 Two Year
1. Prior.....	4	2	3	3	3	3	3	3	3	3		
2. 2014.....	39	37	36	36	37	37	37	37	37	37		
3. 2015.....	XXX											
4. 2016.....	XXX	XXX										
5. 2017.....	XXX	XXX	XXX									
6. 2018.....	XXX	XXX	XXX	XXX								
7. 2019.....	XXX	XXX	XXX	XXX	XXX							
8. 2020.....	XXX	XXX	XXX	XXX	XXX	XXX						
9. 2021.....	XXX	XXX	XXX	XXX	XXX	XXX	XXX					
10. 2022.....	XXX	XXX	XXX	XXX	XXX	XXX	XXX	XXX				XXX
11. 2023	XXX	XXX	XXX	XXX	XXX	XXX	XXX	XXX	XXX		XXX	XXX
12. Totals												

SCHEDULE P - PART 2B - PRIVATE PASSENGER AUTO LIABILITY/MEDICAL

1. Prior.....	49,849	48,554	47,932	46,317	46,558	46,801	47,015	47,071	47,177	47,310	133	239
2. 2014.....	148,403	145,326	145,630	146,476	144,946	145,249	145,368	145,447	145,427	145,591	164	143
3. 2015.....	XXX	168,570	167,945	169,368	171,924	170,265	170,738	170,855	171,189	171,273	85	418
4. 2016.....	XXX	XXX	194,486	195,358	196,805	198,173	196,471	197,550	197,761	197,736	(24)	187
5. 2017.....	XXX	XXX	XXX	215,067	214,632	215,454	216,922	214,919	215,493	215,933	440	1,014
6. 2018.....	XXX	XXX	XXX	XXX	250,868	254,367	255,396	258,196	255,535	256,503	968	(1,693)
7. 2019.....	XXX	XXX	XXX	XXX	XXX	291,146	293,676	294,598	296,419	292,694	(3,725)	(1,904)
8. 2020.....	XXX	XXX	XXX	XXX	XXX	XXX	271,470	269,589	268,397	270,736	2,339	1,147
9. 2021.....	XXX	XXX	XXX	XXX	XXX	XXX	XXX	352,087	362,756	365,892	3,136	13,805
10. 2022.....	XXX	XXX	XXX	XXX	XXX	XXX	XXX	XXX	377,535	393,000	15,465	XXX
11. 2023	XXX	XXX	XXX	XXX	XXX	XXX	XXX	XXX	XXX	473,675	XXX	XXX
12. Totals											18,980	13,355

SCHEDULE P - PART 2C - COMMERCIAL AUTO/TRUCK LIABILITY/MEDICAL

1. Prior.....	1,049	1,312	1,420	1,375	1,375	1,411	1,522	1,557	1,606	1,606		49
2. 2014.....	1,012	917	1,074	1,124	1,096	1,183	1,183	1,183	1,183	1,183		
3. 2015.....	XXX	1,064	1,047	996	1,063	1,063	1,034	1,033	1,033	1,033		
4. 2016.....	XXX	XXX	1,718	1,837	2,052	2,135	2,113	2,112	2,107	2,107		(6)
5. 2017.....	XXX	XXX	XXX	1,531	1,708	1,648	1,677	1,673	1,660	1,649	(11)	(24)
6. 2018.....	XXX	XXX	XXX	XXX	1,963	2,215	2,417	2,517	2,542	2,535	(7)	18
7. 2019.....	XXX	XXX	XXX	XXX	XXX	2,262	2,400	2,529	2,550	2,446	(104)	(83)
8. 2020.....	XXX	XXX	XXX	XXX	XXX	XXX	1,535	1,709	1,627	1,545	(82)	(164)
9. 2021.....	XXX	XXX	XXX	XXX	XXX	XXX	XXX	1,797	1,958	1,887	(71)	90
10. 2022.....	XXX	XXX	XXX	XXX	XXX	XXX	XXX	XXX	2,684	3,161	477	XXX
11. 2023	XXX	XXX	XXX	XXX	XXX	XXX	XXX	XXX	XXX	3,239	XXX	XXX
12. Totals											203	(120)

SCHEDULE P - PART 2D - WORKERS' COMPENSATION
(EXCLUDING EXCESS WORKERS' COMPENSATION)

1. Prior.....												
2. 2014.....												
3. 2015.....	XXX											
4. 2016.....	XXX	XXX										
5. 2017.....	XXX	XXX	XXX									
6. 2018.....	XXX	XXX	XXX	XXX								
7. 2019.....	XXX	XXX	XXX	XXX	XXX							
8. 2020.....	XXX	XXX	XXX	XXX	XXX	XXX						
9. 2021.....	XXX	XXX	XXX	XXX	XXX	XXX	XXX					
10. 2022.....	XXX	XXX	XXX	XXX	XXX	XXX	XXX	XXX				XXX
11. 2023	XXX	XXX	XXX	XXX	XXX	XXX	XXX	XXX	XXX		XXX	XXX
12. Totals												

SCHEDULE P - PART 2E - COMMERCIAL MULTIPLE PERIL

1. Prior.....												
2. 2014.....												
3. 2015.....	XXX											
4. 2016.....	XXX	XXX										
5. 2017.....	XXX	XXX	XXX									
6. 2018.....	XXX	XXX	XXX	XXX								
7. 2019.....	XXX	XXX	XXX	XXX	XXX							
8. 2020.....	XXX	XXX	XXX	XXX	XXX	XXX						
9. 2021.....	XXX	XXX	XXX	XXX	XXX	XXX	XXX					
10. 2022.....	XXX	XXX	XXX	XXX	XXX	XXX	XXX	XXX				XXX
11. 2023	XXX	XXX	XXX	XXX	XXX	XXX	XXX	XXX	XXX	16	XXX	XXX
12. Totals												

ANNUAL STATEMENT FOR THE YEAR 2023 OF THE PROGRESSIVE MAX INSURANCE COMPANY

SCHEDULE P - PART 2F - SECTION 1 - MEDICAL PROFESSIONAL LIABILITY - OCCURRENCE

Years in Which Losses Were Incurred	INCURRED NET LOSSES AND DEFENSE AND COST CONTAINMENT EXPENSES REPORTED AT YEAR END (\$000 OMITTED)										DEVELOPMENT	
	1 2014	2 2015	3 2016	4 2017	5 2018	6 2019	7 2020	8 2021	9 2022	10 2023	11 One Year	12 Two Year
1. Prior.....												
2. 2014.....												
3. 2015.....	XXX											
4. 2016.....	XXX	XXX										
5. 2017.....	XXX	XXX	XXX									
6. 2018.....	XXX	XXX	XXX	XXX								
7. 2019.....	XXX	XXX	XXX	XXX	XXX							
8. 2020.....	XXX	XXX	XXX	XXX	XXX	XXX						
9. 2021.....	XXX	XXX	XXX	XXX	XXX	XXX	XXX					
10. 2022.....	XXX	XXX	XXX	XXX	XXX	XXX	XXX	XXX				XXX
11. 2023	XXX	XXX	XXX	XXX	XXX	XXX	XXX	XXX	XXX		XXX	XXX
12. Totals												

SCHEDULE P - PART 2F - SECTION 2 - MEDICAL PROFESSIONAL LIABILITY - CLAIMS-MADE

1. Prior.....												
2. 2014.....												
3. 2015.....	XXX											
4. 2016.....	XXX	XXX										
5. 2017.....	XXX	XXX	XXX									
6. 2018.....	XXX	XXX	XXX	XXX								
7. 2019.....	XXX	XXX	XXX	XXX	XXX							
8. 2020.....	XXX	XXX	XXX	XXX	XXX	XXX						
9. 2021.....	XXX	XXX	XXX	XXX	XXX	XXX	XXX					
10. 2022.....	XXX	XXX	XXX	XXX	XXX	XXX	XXX	XXX				XXX
11. 2023	XXX	XXX	XXX	XXX	XXX	XXX	XXX	XXX	XXX		XXX	XXX
12. Totals												

SCHEDULE P - PART 2G - SPECIAL LIABILITY (OCEAN MARINE, AIRCRAFT (ALL PERILS),
BOILER AND MACHINERY)

1. Prior.....												
2. 2014.....												
3. 2015.....	XXX											
4. 2016.....	XXX	XXX										
5. 2017.....	XXX	XXX	XXX									
6. 2018.....	XXX	XXX	XXX	XXX								
7. 2019.....	XXX	XXX	XXX	XXX	XXX							
8. 2020.....	XXX	XXX	XXX	XXX	XXX	XXX						
9. 2021.....	XXX	XXX	XXX	XXX	XXX	XXX	XXX					
10. 2022.....	XXX	XXX	XXX	XXX	XXX	XXX	XXX	XXX				XXX
11. 2023	XXX	XXX	XXX	XXX	XXX	XXX	XXX	XXX	XXX		XXX	XXX
12. Totals												

SCHEDULE P - PART 2H - SECTION 1 - OTHER LIABILITY - OCCURRENCE

1. Prior.....	201	150	139	154	157	156	156	151	151	151		
2. 2014.....	581	548	539	528	513	513	513	513	513	513		
3. 2015.....	XXX	513	530	488	491	483	484	483	483	484		
4. 2016.....	XXX	XXX	688	713	737	703	711	712	717	715	(2)	3
5. 2017.....	XXX	XXX	XXX	682	753	724	715	714	702	700	(2)	(14)
6. 2018.....	XXX	XXX	XXX	XXX	582	641	639	610	602	602		(8)
7. 2019.....	XXX	XXX	XXX	XXX	XXX	958	917	953	942	930	(12)	(23)
8. 2020.....	XXX	XXX	XXX	XXX	XXX	XXX	1,048	998	963	1,008	45	10
9. 2021.....	XXX	XXX	XXX	XXX	XXX	XXX	XXX	1,119	1,061	1,106	45	(13)
10. 2022.....	XXX	XXX	XXX	XXX	XXX	XXX	XXX	XXX	1,542	1,659	117	XXX
11. 2023	XXX	XXX	XXX	XXX	XXX	XXX	XXX	XXX	XXX	1,253	XXX	XXX
12. Totals											191	(46)

SCHEDULE P - PART 2H - SECTION 2 - OTHER LIABILITY - CLAIMS-MADE

1. Prior.....	66	434	450	630	630	630	630	630	630	630		
2. 2014.....	3	3	7	22								
3. 2015.....	XXX	33	34	37	33	33	33	33	33	33		
4. 2016.....	XXX	XXX	1	4								
5. 2017.....	XXX	XXX	XXX	81	75	75	75	75	75	75		
6. 2018.....	XXX	XXX	XXX	XXX	929	906	906	906	906	906		
7. 2019.....	XXX	XXX	XXX	XXX	XXX	13						
8. 2020.....	XXX	XXX	XXX	XXX	XXX	XXX	11					
9. 2021.....	XXX	XXX	XXX	XXX	XXX	XXX		165	121	121		(44)
10. 2022.....	XXX	XXX	XXX	XXX	XXX	XXX	XXX	XXX	151	1	(150)	XXX
11. 2023	XXX	XXX	XXX	XXX	XXX	XXX	XXX	XXX	XXX	211	XXX	XXX
12. Totals											(150)	(44)

ANNUAL STATEMENT FOR THE YEAR 2023 OF THE PROGRESSIVE MAX INSURANCE COMPANY

SCHEDULE P - PART 2I - SPECIAL PROPERTY (FIRE, ALLIED LINES, INLAND MARINE, EARTHQUAKE, BURGLARY, AND THEFT)

Years in Which Losses Were Incurred	INCURRED NET LOSSES AND DEFENSE AND COST CONTAINMENT EXPENSES REPORTED AT YEAR END (\$000 OMITTED)										DEVELOPMENT	
	1 2014	2 2015	3 2016	4 2017	5 2018	6 2019	7 2020	8 2021	9 2022	10 2023	11 One Year	12 Two Year
1. Prior.....	XXX.....	XXX.....	XXX.....	XXX.....	XXX.....	XXX.....	XXX.....	407.....	369.....	395.....	26.....	(12).....
2. 2022.....	XXX.....	XXX.....	XXX.....	XXX.....	XXX.....	XXX.....	XXX.....	XXX.....	6,116.....	6,064.....	(52).....	XXX.....
3. 2023.....	XXX.....	XXX.....	XXX.....	XXX.....	XXX.....	XXX.....	XXX.....	XXX.....	XXX.....	4,953.....	XXX.....	XXX.....
4. Totals											(27).....	(12).....

SCHEDULE P - PART 2J - AUTO PHYSICAL DAMAGE

1. Prior.....	XXX.....	XXX.....	XXX.....	XXX.....	XXX.....	XXX.....	XXX.....	15,923.....	8,411.....	8,807.....	396.....	(7,116).....
2. 2022.....	XXX.....	XXX.....	XXX.....	XXX.....	XXX.....	XXX.....	XXX.....	XXX.....	322,554.....	328,991.....	6,437.....	XXX.....
3. 2023.....	XXX.....	XXX.....	XXX.....	XXX.....	XXX.....	XXX.....	XXX.....	XXX.....	XXX.....	359,111.....	XXX.....	XXX.....
4. Totals											6,833.....	(7,116).....

SCHEDULE P - PART 2K - FIDELITY/SURETY

1. Prior.....	XXX.....	XXX.....	XXX.....	XXX.....	XXX.....	XXX.....	XXX.....	XXX.....	XXX.....	XXX.....	XXX.....	XXX.....
2. 2022.....	XXX.....	XXX.....	XXX.....	XXX.....	XXX.....	XXX.....	XXX.....	XXX.....	XXX.....	XXX.....	XXX.....	XXX.....
3. 2023.....	XXX.....	XXX.....	XXX.....	XXX.....	XXX.....	XXX.....	XXX.....	XXX.....	XXX.....	XXX.....	XXX.....	XXX.....
4. Totals											XXX.....	XXX.....

SCHEDULE P - PART 2L - OTHER (INCLUDING CREDIT, ACCIDENT AND HEALTH)

1. Prior.....	XXX.....	XXX.....	XXX.....	XXX.....	XXX.....	XXX.....	XXX.....	XXX.....	XXX.....	XXX.....	XXX.....	XXX.....
2. 2022.....	XXX.....	XXX.....	XXX.....	XXX.....	XXX.....	XXX.....	XXX.....	XXX.....	XXX.....	XXX.....	XXX.....	XXX.....
3. 2023.....	XXX.....	XXX.....	XXX.....	XXX.....	XXX.....	XXX.....	XXX.....	XXX.....	XXX.....	XXX.....	XXX.....	XXX.....
4. Totals											XXX.....	XXX.....

SCHEDULE P - PART 2M - INTERNATIONAL

1. Prior.....												
2. 2014.....												
3. 2015.....	XXX.....											
4. 2016.....	XXX.....	XXX.....										
5. 2017.....	XXX.....	XXX.....	XXX.....									
6. 2018.....	XXX.....	XXX.....	XXX.....	XXX.....								
7. 2019.....	XXX.....	XXX.....	XXX.....	XXX.....	XXX.....							
8. 2020.....	XXX.....	XXX.....	XXX.....	XXX.....	XXX.....	XXX.....						
9. 2021.....	XXX.....	XXX.....	XXX.....	XXX.....	XXX.....	XXX.....	XXX.....					
10. 2022.....	XXX.....	XXX.....	XXX.....	XXX.....	XXX.....	XXX.....	XXX.....	XXX.....				XXX.....
11. 2023.....	XXX.....	XXX.....	XXX.....	XXX.....	XXX.....	XXX.....	XXX.....	XXX.....	XXX.....		XXX.....	XXX.....
12. Totals											XXX.....	XXX.....

Schedule P - Part 2N - Reinsurance - Nonproportional Assumed Property

N O N E

Schedule P - Part 2O - Reinsurance - Nonproportional Assumed Liability

N O N E

Schedule P - Part 2P - Reinsurance - Nonproportional Assumed Financial Lines

N O N E

Schedule P - Part 2R - Section 1 - Products Liability - Occurrence

N O N E

Schedule P - Part 2R - Section 2 - Products Liability - Claims-Made

N O N E

Schedule P - Part 2S - Financial Guaranty/Mortgage Guaranty

N O N E

Schedule P - Part 2T - Warranty

N O N E

ANNUAL STATEMENT FOR THE YEAR 2023 OF THE PROGRESSIVE MAX INSURANCE COMPANY

SCHEDULE P - PART 3A - HOMEOWNERS/FARMOWNERS

Years in Which Losses Were Incurred	CUMULATIVE PAID NET LOSSES AND DEFENSE AND COST CONTAINMENT EXPENSES REPORTED AT YEAR END (\$000 OMITTED)										11 Number of Claims Closed With Loss Payment	12 Number of Claims Closed Without Loss Payment
	1	2	3	4	5	6	7	8	9	10		
	2014	2015	2016	2017	2018	2019	2020	2021	2022	2023		
1. Prior.....	000.....	2.....	3.....	3.....	3.....	3.....	3.....	3.....	3.....	3.....		
2. 2014.....	36.....	36.....	36.....	36.....	37.....	37.....	37.....	37.....	37.....	37.....	12.....	12.....
3. 2015.....	XXX.....											
4. 2016.....	XXX.....	XXX.....										
5. 2017.....	XXX.....	XXX.....	XXX.....									
6. 2018.....	XXX.....	XXX.....	XXX.....	XXX.....								
7. 2019.....	XXX.....	XXX.....	XXX.....	XXX.....	XXX.....							
8. 2020.....	XXX.....	XXX.....	XXX.....	XXX.....	XXX.....	XXX.....						
9. 2021.....	XXX.....	XXX.....	XXX.....	XXX.....	XXX.....	XXX.....	XXX.....					
10. 2022.....	XXX.....	XXX.....	XXX.....	XXX.....	XXX.....	XXX.....	XXX.....	XXX.....				
11. 2023.....	XXX.....	XXX.....	XXX.....	XXX.....	XXX.....	XXX.....	XXX.....	XXX.....	XXX.....			

SCHEDULE P - PART 3B - PRIVATE PASSENGER AUTO LIABILITY/MEDICAL

1. Prior.....	000.....	25,480.....	37,729.....	42,765.....	44,625.....	45,679.....	46,230.....	46,542.....	46,747.....	46,956.....	8,109.....	387.....
2. 2014.....	70,156.....	114,067.....	131,378.....	139,573.....	142,841.....	144,191.....	144,794.....	145,161.....	145,275.....	145,464.....	29,289.....	15,978.....
3. 2015.....	XXX.....	76,803.....	131,218.....	152,031.....	163,317.....	167,840.....	169,288.....	170,250.....	170,891.....	171,083.....	32,799.....	18,298.....
4. 2016.....	XXX.....	XXX.....	89,473.....	151,350.....	176,227.....	188,499.....	192,905.....	195,728.....	196,793.....	197,271.....	37,039.....	21,449.....
5. 2017.....	XXX.....	XXX.....	XXX.....	96,136.....	164,898.....	193,516.....	205,413.....	211,229.....	213,717.....	215,122.....	38,932.....	22,791.....
6. 2018.....	XXX.....	XXX.....	XXX.....	XXX.....	112,942.....	196,379.....	228,301.....	244,311.....	251,185.....	254,350.....	43,886.....	26,729.....
7. 2019.....	XXX.....	XXX.....	XXX.....	XXX.....	XXX.....	131,887.....	224,082.....	262,901.....	280,722.....	288,192.....	47,693.....	30,743.....
8. 2020.....	XXX.....	XXX.....	XXX.....	XXX.....	XXX.....	XXX.....	115,074.....	202,663.....	238,368.....	254,374.....	39,254.....	27,927.....
9. 2021.....	XXX.....	XXX.....	XXX.....	XXX.....	XXX.....	XXX.....	XXX.....	146,500.....	274,208.....	326,716.....	47,924.....	36,097.....
10. 2022.....	XXX.....	XXX.....	XXX.....	XXX.....	XXX.....	XXX.....	XXX.....	XXX.....	154,951.....	297,286.....	44,726.....	30,449.....
11. 2023.....	XXX.....	XXX.....	XXX.....	XXX.....	XXX.....	XXX.....	XXX.....	XXX.....	XXX.....	190,547.....	35,533.....	29,984.....

SCHEDULE P - PART 3C - COMMERCIAL AUTO/TRUCK LIABILITY/MEDICAL

1. Prior.....	000.....	895.....	1,295.....	1,357.....	1,357.....	1,409.....	1,522.....	1,524.....	1,602.....	1,602.....	9.....	2.....
2. 2014.....	295.....	584.....	858.....	940.....	1,025.....	1,183.....	1,183.....	1,183.....	1,183.....	1,183.....	74.....	33.....
3. 2015.....	XXX.....	257.....	604.....	845.....	1,005.....	1,022.....	1,034.....	1,033.....	1,033.....	1,033.....	72.....	34.....
4. 2016.....	XXX.....	XXX.....	304.....	963.....	1,551.....	1,924.....	2,062.....	2,106.....	2,107.....	2,107.....	95.....	39.....
5. 2017.....	XXX.....	XXX.....	XXX.....	329.....	795.....	1,182.....	1,388.....	1,531.....	1,608.....	1,625.....	96.....	42.....
6. 2018.....	XXX.....	XXX.....	XXX.....	XXX.....	344.....	1,098.....	1,632.....	1,991.....	2,293.....	2,489.....	99.....	51.....
7. 2019.....	XXX.....	XXX.....	XXX.....	XXX.....	XXX.....	389.....	1,268.....	1,940.....	2,256.....	2,429.....	98.....	44.....
8. 2020.....	XXX.....	XXX.....	XXX.....	XXX.....	XXX.....	XXX.....	338.....	968.....	1,172.....	1,380.....	66.....	36.....
9. 2021.....	XXX.....	XXX.....	XXX.....	XXX.....	XXX.....	XXX.....	XXX.....	218.....	610.....	1,159.....	68.....	40.....
10. 2022.....	XXX.....	XXX.....	XXX.....	XXX.....	XXX.....	XXX.....	XXX.....	XXX.....	347.....	1,273.....	75.....	51.....
11. 2023.....	XXX.....	XXX.....	XXX.....	XXX.....	XXX.....	XXX.....	XXX.....	XXX.....	XXX.....	387.....	46.....	41.....

SCHEDULE P - PART 3D - WORKERS' COMPENSATION
(EXCLUDING EXCESS WORKERS' COMPENSATION)

1. Prior.....	000.....											
2. 2014.....												
3. 2015.....	XXX.....											
4. 2016.....	XXX.....	XXX.....										
5. 2017.....	XXX.....	XXX.....	XXX.....									
6. 2018.....	XXX.....	XXX.....	XXX.....	XXX.....								
7. 2019.....	XXX.....	XXX.....	XXX.....	XXX.....	XXX.....							
8. 2020.....	XXX.....	XXX.....	XXX.....	XXX.....	XXX.....	XXX.....						
9. 2021.....	XXX.....	XXX.....	XXX.....	XXX.....	XXX.....	XXX.....	XXX.....					
10. 2022.....	XXX.....	XXX.....	XXX.....	XXX.....	XXX.....	XXX.....	XXX.....	XXX.....				
11. 2023.....	XXX.....	XXX.....	XXX.....	XXX.....	XXX.....	XXX.....	XXX.....	XXX.....	XXX.....			

NONE

SCHEDULE P - PART 3E - COMMERCIAL MULTIPLE PERIL

1. Prior.....	000.....											
2. 2014.....												
3. 2015.....	XXX.....											
4. 2016.....	XXX.....	XXX.....										
5. 2017.....	XXX.....	XXX.....	XXX.....									
6. 2018.....	XXX.....	XXX.....	XXX.....	XXX.....								
7. 2019.....	XXX.....	XXX.....	XXX.....	XXX.....	XXX.....							
8. 2020.....	XXX.....	XXX.....	XXX.....	XXX.....	XXX.....	XXX.....						
9. 2021.....	XXX.....	XXX.....	XXX.....	XXX.....	XXX.....	XXX.....	XXX.....					
10. 2022.....	XXX.....	XXX.....	XXX.....	XXX.....	XXX.....	XXX.....	XXX.....	XXX.....				
11. 2023.....	XXX.....	XXX.....	XXX.....	XXX.....	XXX.....	XXX.....	XXX.....	XXX.....	XXX.....	1.....		

ANNUAL STATEMENT FOR THE YEAR 2023 OF THE PROGRESSIVE MAX INSURANCE COMPANY

SCHEDULE P - PART 3F - SECTION 1 - MEDICAL PROFESSIONAL LIABILITY - OCCURRENCE

Years in Which Losses Were Incurred	CUMULATIVE PAID NET LOSSES AND DEFENSE AND COST CONTAINMENT EXPENSES REPORTED AT YEAR END (\$000 OMITTED)										11 Number of Claims Closed With Loss Payment	12 Number of Claims Closed Without Loss Payment
	1	2	3	4	5	6	7	8	9	10		
	2014	2015	2016	2017	2018	2019	2020	2021	2022	2023		
1. Prior.....	000.....											
2. 2014.....												
3. 2015.....	XXX.....											
4. 2016.....	XXX.....	XXX.....										
5. 2017.....	XXX.....	XXX.....	XXX.....									
6. 2018.....	XXX.....	XXX.....	XXX.....	XXX.....								
7. 2019.....	XXX.....	XXX.....	XXX.....	XXX.....	XXX.....							
8. 2020.....	XXX.....	XXX.....	XXX.....	XXX.....	XXX.....	XXX.....						
9. 2021.....	XXX.....	XXX.....	XXX.....	XXX.....	XXX.....	XXX.....	XXX.....					
10. 2022.....	XXX.....	XXX.....	XXX.....	XXX.....	XXX.....	XXX.....	XXX.....	XXX.....				
11. 2023.....	XXX.....	XXX.....	XXX.....	XXX.....	XXX.....	XXX.....	XXX.....	XXX.....	XXX.....			

SCHEDULE P - PART 3F - SECTION 2 - MEDICAL PROFESSIONAL LIABILITY - CLAIMS-MADE

1. Prior.....	000.....											
2. 2014.....												
3. 2015.....	XXX.....											
4. 2016.....	XXX.....	XXX.....										
5. 2017.....	XXX.....	XXX.....	XXX.....									
6. 2018.....	XXX.....	XXX.....	XXX.....	XXX.....								
7. 2019.....	XXX.....	XXX.....	XXX.....	XXX.....	XXX.....							
8. 2020.....	XXX.....	XXX.....	XXX.....	XXX.....	XXX.....	XXX.....						
9. 2021.....	XXX.....	XXX.....	XXX.....	XXX.....	XXX.....	XXX.....	XXX.....					
10. 2022.....	XXX.....	XXX.....	XXX.....	XXX.....	XXX.....	XXX.....	XXX.....	XXX.....				
11. 2023.....	XXX.....	XXX.....	XXX.....	XXX.....	XXX.....	XXX.....	XXX.....	XXX.....	XXX.....			

SCHEDULE P - PART 3G - SPECIAL LIABILITY (OCEAN MARINE, AIRCRAFT (ALL PERILS), BOILER AND MACHINERY)

1. Prior.....	000.....										XXX.....	XXX.....
2. 2014.....											XXX.....	XXX.....
3. 2015.....	XXX.....										XXX.....	XXX.....
4. 2016.....	XXX.....	XXX.....									XXX.....	XXX.....
5. 2017.....	XXX.....	XXX.....	XXX.....								XXX.....	XXX.....
6. 2018.....	XXX.....	XXX.....	XXX.....	XXX.....							XXX.....	XXX.....
7. 2019.....	XXX.....	XXX.....	XXX.....	XXX.....	XXX.....						XXX.....	XXX.....
8. 2020.....	XXX.....	XXX.....	XXX.....	XXX.....	XXX.....	XXX.....					XXX.....	XXX.....
9. 2021.....	XXX.....	XXX.....	XXX.....	XXX.....	XXX.....	XXX.....	XXX.....				XXX.....	XXX.....
10. 2022.....	XXX.....	XXX.....	XXX.....	XXX.....	XXX.....	XXX.....	XXX.....	XXX.....			XXX.....	XXX.....
11. 2023.....	XXX.....	XXX.....	XXX.....	XXX.....	XXX.....	XXX.....	XXX.....	XXX.....	XXX.....		XXX.....	XXX.....

SCHEDULE P - PART 3H - SECTION 1 - OTHER LIABILITY - OCCURRENCE

1. Prior.....	000.....	73.....	105.....	129.....	134.....	134.....	135.....	144.....	145.....	151.....	2.....	1.....
2. 2014.....	201.....	335.....	435.....	466.....	513.....	513.....	513.....	513.....	513.....	513.....	48.....	27.....
3. 2015.....	XXX.....	219.....	354.....	430.....	480.....	481.....	481.....	481.....	481.....	481.....	53.....	30.....
4. 2016.....	XXX.....	XXX.....	264.....	490.....	543.....	645.....	707.....	708.....	714.....	715.....	62.....	37.....
5. 2017.....	XXX.....	XXX.....	XXX.....	324.....	496.....	649.....	682.....	697.....	698.....	700.....	76.....	40.....
6. 2018.....	XXX.....	XXX.....	XXX.....	XXX.....	290.....	478.....	545.....	563.....	599.....	599.....	79.....	39.....
7. 2019.....	XXX.....	XXX.....	XXX.....	XXX.....	XXX.....	404.....	660.....	820.....	879.....	909.....	76.....	53.....
8. 2020.....	XXX.....	XXX.....	XXX.....	XXX.....	XXX.....	XXX.....	478.....	703.....	859.....	946.....	113.....	73.....
9. 2021.....	XXX.....	XXX.....	XXX.....	XXX.....	XXX.....	XXX.....	XXX.....	524.....	809.....	945.....	91.....	60.....
10. 2022.....	XXX.....	XXX.....	XXX.....	XXX.....	XXX.....	XXX.....	XXX.....	XXX.....	782.....	1,259.....	144.....	83.....
11. 2023.....	XXX.....	XXX.....	XXX.....	XXX.....	XXX.....	XXX.....	XXX.....	XXX.....	XXX.....	667.....	89.....	51.....

SCHEDULE P - PART 3H - SECTION 2 - OTHER LIABILITY - CLAIMS-MADE

1. Prior.....	000.....	390.....	390.....	630.....	630.....	630.....	630.....	630.....	630.....	630.....		
2. 2014.....												
3. 2015.....	XXX.....	33.....	33.....	33.....	33.....	33.....	33.....	33.....	33.....	33.....		
4. 2016.....	XXX.....	XXX.....										
5. 2017.....	XXX.....	XXX.....	XXX.....	75.....	75.....	75.....	75.....	75.....	75.....	75.....		
6. 2018.....	XXX.....	XXX.....	XXX.....	XXX.....	546.....	906.....	906.....	906.....	906.....	906.....		
7. 2019.....	XXX.....	XXX.....	XXX.....	XXX.....	XXX.....							
8. 2020.....	XXX.....	XXX.....	XXX.....	XXX.....	XXX.....	XXX.....						
9. 2021.....	XXX.....	XXX.....	XXX.....	XXX.....	XXX.....	XXX.....	XXX.....	120.....	120.....	120.....		
10. 2022.....	XXX.....	XXX.....	XXX.....	XXX.....	XXX.....	XXX.....	XXX.....	XXX.....				
11. 2023.....	XXX.....	XXX.....	XXX.....	XXX.....	XXX.....	XXX.....	XXX.....	XXX.....	XXX.....			

ANNUAL STATEMENT FOR THE YEAR 2023 OF THE PROGRESSIVE MAX INSURANCE COMPANY

SCHEDULE P - PART 3I - SPECIAL PROPERTY (FIRE, ALLIED LINES, INLAND MARINE, EARTHQUAKE, BURGLARY, AND THEFT)

Years in Which Losses Were Incurred	CUMULATIVE PAID NET LOSSES AND DEFENSE AND COST CONTAINMENT EXPENSES REPORTED AT YEAR END (\$000 OMITTED)										11 Number of Claims Closed With Loss Payment	12 Number of Claims Closed Without Loss Payment
	1	2	3	4	5	6	7	8	9	10		
	2014	2015	2016	2017	2018	2019	2020	2021	2022	2023		
1. Prior.....	XXX.....	XXX.....	XXX.....	XXX.....	XXX.....	XXX.....	XXX.....	000.....342384	XXX.....	XXX.....
2. 2022.....	XXX.....	XXX.....	XXX.....	XXX.....	XXX.....	XXX.....	XXX.....	XXX.....5,1626,028	XXX.....	XXX.....
3. 2023.....	XXX.....	XXX.....	XXX.....	XXX.....	XXX.....	XXX.....	XXX.....	XXX.....	XXX.....4,438	XXX.....	XXX.....

SCHEDULE P - PART 3J - AUTO PHYSICAL DAMAGE

1. Prior.....	XXX.....	XXX.....	XXX.....	XXX.....	XXX.....	XXX.....	XXX.....	000.....8,4308,0058,7555,309
2. 2022.....	XXX.....	XXX.....	XXX.....	XXX.....	XXX.....	XXX.....	XXX.....	XXX.....307,958329,280131,57449,716
3. 2023.....	XXX.....	XXX.....	XXX.....	XXX.....	XXX.....	XXX.....	XXX.....	XXX.....	XXX.....347,667132,14549,286

SCHEDULE P - PART 3K - FIDELITY/SURETY

1. Prior.....	XXX.....	XXX.....	XXX.....	XXX.....	XXX.....	XXX.....	XXX.....	000.....			XXX.....	XXX.....
2. 2022.....	XXX.....	XXX.....	XXX.....	XXX.....	XXX.....	XXX.....	XXX.....	XXX.....			XXX.....	XXX.....
3. 2023.....	XXX.....	XXX.....	XXX.....	XXX.....	XXX.....	XXX.....	XXX.....	XXX.....	XXX.....		XXX.....	XXX.....

NONE

SCHEDULE P - PART 3L - OTHER (INCLUDING CREDIT, ACCIDENT AND HEALTH)

1. Prior.....	XXX.....	XXX.....	XXX.....	XXX.....	XXX.....	XXX.....	XXX.....	000.....			XXX.....	XXX.....
2. 2022.....	XXX.....	XXX.....	XXX.....	XXX.....	XXX.....	XXX.....	XXX.....	XXX.....			XXX.....	XXX.....
3. 2023.....	XXX.....	XXX.....	XXX.....	XXX.....	XXX.....	XXX.....	XXX.....	XXX.....	XXX.....		XXX.....	XXX.....

NONE

SCHEDULE P - PART 3M - INTERNATIONAL

1. Prior.....	000.....										XXX.....	XXX.....
2. 2014.....											XXX.....	XXX.....
3. 2015.....	XXX.....										XXX.....	XXX.....
4. 2016.....	XXX.....	XXX.....									XXX.....	XXX.....
5. 2017.....	XXX.....	XXX.....	XXX.....								XXX.....	XXX.....
6. 2018.....	XXX.....	XXX.....	XXX.....	XXX.....							XXX.....	XXX.....
7. 2019.....	XXX.....	XXX.....	XXX.....	XXX.....	XXX.....						XXX.....	XXX.....
8. 2020.....	XXX.....	XXX.....	XXX.....	XXX.....	XXX.....	XXX.....					XXX.....	XXX.....
9. 2021.....	XXX.....	XXX.....	XXX.....	XXX.....	XXX.....	XXX.....	XXX.....				XXX.....	XXX.....
10. 2022.....	XXX.....	XXX.....	XXX.....	XXX.....	XXX.....	XXX.....	XXX.....	XXX.....			XXX.....	XXX.....
11. 2023.....	XXX.....	XXX.....	XXX.....	XXX.....	XXX.....	XXX.....	XXX.....	XXX.....	XXX.....		XXX.....	XXX.....

NONE

Schedule P - Part 3N - Reinsurance - Nonproportional Assumed Property

N O N E

Schedule P - Part 3O - Reinsurance - Nonproportional Assumed Liability

N O N E

Schedule P - Part 3P - Reinsurance - Nonproportional Assumed Financial Lines

N O N E

Schedule P - Part 3R - Section 1 - Product Liability - Occurrence

N O N E

Schedule P - Part 3R - Section 2 - Product Liability - Claims-Made

N O N E

Schedule P - Part 3S - Financial Guaranty/Mortgage Guaranty

N O N E

Schedule P - Part 3T - Warranty

N O N E

ANNUAL STATEMENT FOR THE YEAR 2023 OF THE PROGRESSIVE MAX INSURANCE COMPANY

SCHEDULE P - PART 4A - HOMEOWNERS/FARMOWNERS

Years in Which Losses Were Incurred	BULK AND IBNR RESERVES ON NET LOSSES AND DEFENSE AND COST CONTAINMENT EXPENSES REPORTED AT YEAR END (\$000 OMITTED)									
	1	2	3	4	5	6	7	8	9	10
	2014	2015	2016	2017	2018	2019	2020	2021	2022	2023
1. Prior.....	1									
2. 2014.....	2									
3. 2015.....	XXX									
4. 2016.....	XXX	XXX								
5. 2017.....	XXX	XXX	XXX							
6. 2018.....	XXX	XXX	XXX	XXX						
7. 2019.....	XXX	XXX	XXX	XXX	XXX					
8. 2020.....	XXX	XXX	XXX	XXX	XXX	XXX				
9. 2021.....	XXX	XXX	XXX	XXX	XXX	XXX	XXX			
10. 2022.....	XXX	XXX	XXX	XXX	XXX	XXX	XXX	XXX		
11. 2023	XXX	XXX	XXX	XXX	XXX	XXX	XXX	XXX	XXX	

SCHEDULE P - PART 4B - PRIVATE PASSENGER AUTO LIABILITY/MEDICAL

1. Prior.....	9,264	4,585	2,188			1			23	25
2. 2014.....	19,545	5,899	2,344	2,070					4	18
3. 2015.....	XXX	20,988	6,369	2,613	2,403				23	18
4. 2016.....	XXX	XXX	25,191	7,495	3,152	2,907			30	18
5. 2017.....	XXX	XXX	XXX	30,816	8,765	3,790	3,316	(25)	29	18
6. 2018.....	XXX	XXX	XXX	XXX	37,465	10,706	4,716	4,201	26	18
7. 2019.....	XXX	XXX	XXX	XXX	XXX	41,830	12,727	4,847	5,172	4
8. 2020.....	XXX	XXX	XXX	XXX	XXX	XXX	46,423	13,714	6,733	6,903
9. 2021.....	XXX	XXX	XXX	XXX	XXX	XXX	XXX	50,013	16,635	8,785
10. 2022.....	XXX	XXX	XXX	XXX	XXX	XXX	XXX	XXX	59,288	20,649
11. 2023	XXX	XXX	XXX	XXX	XXX	XXX	XXX	XXX	XXX	88,291

SCHEDULE P - PART 4C - COMMERCIAL AUTO/TRUCK LIABILITY/MEDICAL

1. Prior.....	97	37	13							
2. 2014.....	208	58	28	12						
3. 2015.....	XXX	210	65	29	9					
4. 2016.....	XXX	XXX	252	80	32	10				
5. 2017.....	XXX	XXX	XXX	263	85	35	13			
6. 2018.....	XXX	XXX	XXX	XXX	305	103	41	15		
7. 2019.....	XXX	XXX	XXX	XXX	XXX	327	113	43	20	
8. 2020.....	XXX	XXX	XXX	XXX	XXX	XXX	263	92	40	19
9. 2021.....	XXX	XXX	XXX	XXX	XXX	XXX	XXX	296	106	48
10. 2022.....	XXX	XXX	XXX	XXX	XXX	XXX	XXX	XXX	379	140
11. 2023	XXX	XXX	XXX	XXX	XXX	XXX	XXX	XXX	XXX	574

SCHEDULE P - PART 4D - WORKERS' COMPENSATION
(EXCLUDING EXCESS WORKERS' COMPENSATION)

1. Prior.....										
2. 2014.....										
3. 2015.....	XXX									
4. 2016.....	XXX	XXX								
5. 2017.....	XXX	XXX	XXX							
6. 2018.....	XXX	XXX	XXX	XXX						
7. 2019.....	XXX	XXX	XXX	XXX	XXX					
8. 2020.....	XXX	XXX	XXX	XXX	XXX	XXX				
9. 2021.....	XXX	XXX	XXX	XXX	XXX	XXX	XXX			
10. 2022.....	XXX	XXX	XXX	XXX	XXX	XXX	XXX	XXX		
11. 2023	XXX	XXX	XXX	XXX	XXX	XXX	XXX	XXX	XXX	

NONE

SCHEDULE P - PART 4E - COMMERCIAL MULTIPLE PERIL

1. Prior.....										
2. 2014.....										
3. 2015.....	XXX									
4. 2016.....	XXX	XXX								
5. 2017.....	XXX	XXX	XXX							
6. 2018.....	XXX	XXX	XXX	XXX						
7. 2019.....	XXX	XXX	XXX	XXX	XXX					
8. 2020.....	XXX	XXX	XXX	XXX	XXX	XXX				
9. 2021.....	XXX	XXX	XXX	XXX	XXX	XXX	XXX			
10. 2022.....	XXX	XXX	XXX	XXX	XXX	XXX	XXX	XXX		
11. 2023	XXX	XXX	XXX	XXX	XXX	XXX	XXX	XXX	XXX	13

ANNUAL STATEMENT FOR THE YEAR 2023 OF THE PROGRESSIVE MAX INSURANCE COMPANY

SCHEDULE P - PART 4F - SECTION 1 - MEDICAL PROFESSIONAL LIABILITY - OCCURRENCE

Years in Which Losses Were Incurred	BULK AND IBNR RESERVES ON NET LOSSES AND DEFENSE AND COST CONTAINMENT EXPENSES REPORTED AT YEAR END (\$000 OMITTED)									
	1	2	3	4	5	6	7	8	9	10
	2014	2015	2016	2017	2018	2019	2020	2021	2022	2023
1. Prior.....										
2. 2014.....										
3. 2015.....	XXX									
4. 2016.....	XXX	XXX								
5. 2017.....	XXX	XXX	XX							
6. 2018.....	XXX	XXX	XX	XX						
7. 2019.....	XXX	XXX	XX	XXX	XXX					
8. 2020.....	XXX	XXX	XXX	XXX	XXX	XXX				
9. 2021.....	XXX	XXX	XXX	XXX	XXX	XXX	XXX			
10. 2022.....	XXX	XXX	XXX	XXX	XXX	XXX	XXX	XXX		
11. 2023.....	XXX	XXX	XXX	XXX	XXX	XXX	XXX	XXX	XXX	

SCHEDULE P - PART 4F - SECTION 2 - MEDICAL PROFESSIONAL LIABILITY - CLAIMS-MADE

1. Prior.....										
2. 2014.....										
3. 2015.....	XXX									
4. 2016.....	XXX	XXX								
5. 2017.....	XXX	XXX	XXX							
6. 2018.....	XXX	XXX	XX	XX						
7. 2019.....	XXX	XXX	XX	XX	XX					
8. 2020.....	XXX	XXX	XX	XX	XX	XX				
9. 2021.....	XXX	XXX	XX	XXX	XXX	XX	XXX			
10. 2022.....	XXX	XXX	XXX	XXX	XXX	XXX	XXX	XXX		
11. 2023.....	XXX	XXX	XXX	XXX	XXX	XXX	XXX	XXX	XXX	

SCHEDULE P - PART 4G - SPECIAL LIABILITY (OCEAN MARINE, AIRCRAFT (ALL PERILS), BOILER AND MACHINERY)

1. Prior.....										
2. 2014.....										
3. 2015.....	XXX									
4. 2016.....	XXX	XXX								
5. 2017.....	XXX	XXX	XXX							
6. 2018.....	XXX	XXX	XX	XX						
7. 2019.....	XXX	XXX	XX	XX	XX					
8. 2020.....	XXX	XXX	XX	XX	XX	XX				
9. 2021.....	XXX	XXX	XX	XXX	XXX	XX	XXX			
10. 2022.....	XXX	XXX	XXX	XXX	XXX	XXX	XXX	XXX		
11. 2023.....	XXX	XXX	XXX	XXX	XXX	XXX	XXX	XXX	XXX	

SCHEDULE P - PART 4H - SECTION 1 - OTHER LIABILITY - OCCURRENCE

1. Prior.....	49	19	4							
2. 2014.....	103	35	10	5						
3. 2015.....	XXX	103	36	10	5					
4. 2016.....	XXX	XXX	108	38	7	5				
5. 2017.....	XXX	XXX	XXX	115	35	8	6			
6. 2018.....	XXX	XXX	XXX	XXX	140	43	9	6		
7. 2019.....	XXX	XXX	XXX	XXX	XXX	170	48	14	6	
8. 2020.....	XXX	XXX	XXX	XXX	XXX	XXX	199	60	18	5
9. 2021.....	XXX	XXX	XXX	XXX	XXX	XXX	XXX	223	65	24
10. 2022.....	XXX	XXX	XXX	XXX	XXX	XXX	XXX	XXX	229	71
11. 2023.....	XXX	XXX	XXX	XXX	XXX	XXX	XXX	XXX	XXX	242

SCHEDULE P - PART 4H - SECTION 2 - OTHER LIABILITY - CLAIMS-MADE

1. Prior.....	66	44	60							
2. 2014.....	3	3	7	22						
3. 2015.....	XXX		1	4						
4. 2016.....	XXX	XXX	1	4						
5. 2017.....	XXX	XXX	XXX	6						
6. 2018.....	XXX	XXX	XXX	XXX	13					
7. 2019.....	XXX	XXX	XXX	XXX	XXX	13				
8. 2020.....	XXX	XXX	XXX	XXX	XXX	XXX	11			
9. 2021.....	XXX	XXX	XXX	XXX	XXX	XXX	XXX	45	1	1
10. 2022.....	XXX	XXX	XXX	XXX	XXX	XXX	XXX	XXX	151	1
11. 2023.....	XXX	XXX	XXX	XXX	XXX	XXX	XXX	XXX	XXX	211

ANNUAL STATEMENT FOR THE YEAR 2023 OF THE PROGRESSIVE MAX INSURANCE COMPANY

SCHEDULE P - PART 4I - SPECIAL PROPERTY (FIRE, ALLIED LINES, INLAND MARINE, EARTHQUAKE, BURGLARY, AND THEFT)

Years in Which Losses Were Incurred	BULK AND IBNR RESERVES ON NET LOSSES AND DEFENSE AND COST CONTAINMENT EXPENSES REPORTED AT YEAR END (\$000 OMITTED)									
	1	2	3	4	5	6	7	8	9	10
	2014	2015	2016	2017	2018	2019	2020	2021	2022	2023
1. Prior.....	XXX	XXX	XXX	XXX	XXX	XXX	XXX	140	9	
2. 2022.....	XXX	XXX	XXX	XXX	XXX	XXX	XXX	XXX	488	13
3. 2023	XXX	XXX	XXX	XXX	XXX	XXX	XXX	XXX	XXX	194

SCHEDULE P - PART 4J - AUTO PHYSICAL DAMAGE

1. Prior.....	XXX	XXX	XXX	XXX	XXX	XXX	XXX	(16,437)	(2,025)	(169)
2. 2022.....	XXX	XXX	XXX	XXX	XXX	XXX	XXX	XXX	(19,255)	(1,291)
3. 2023	XXX	XXX	XXX	XXX	XXX	XXX	XXX	XXX	XXX	(21,505)

SCHEDULE P - PART 4K - FIDELITY/SURETY

1. Prior.....	XXX	XXX	XXX	XXX	XXX	XXX	XXX			
2. 2022.....	XXX	XXX	XXX	XXX	XXX	XXX	XXX	XXX		
3. 2023	XXX	XXX	XXX	XXX	XXX	XXX	XXX	XXX	XXX	

NONE

SCHEDULE P - PART 4L - OTHER (INCLUDING CREDIT, ACCIDENT AND HEALTH)

1. Prior.....	XXX	XXX	XXX	XXX	XXX	XXX	XXX			
2. 2022.....	XXX	XXX	XXX	XXX	XXX	XXX	XXX	XXX		
3. 2023	XXX	XXX	XXX	XXX	XXX	XXX	XXX	XXX	XXX	

NONE

SCHEDULE P - PART 4M - INTERNATIONAL

1. Prior.....										
2. 2014.....										
3. 2015.....	XXX									
4. 2016.....	XXX	XXX								
5. 2017.....	XXX	XXX	XXX							
6. 2018.....	XXX	XXX	XXX	XXX						
7. 2019.....	XXX	XXX	XXX	XXX	XXX					
8. 2020.....	XXX	XXX	XXX	XXX	XXX	XXX				
9. 2021.....	XXX	XXX	XXX	XXX	XXX	XXX	XXX			
10. 2022.....	XXX	XXX	XXX	XXX	XXX	XXX	XXX	XXX		
11. 2023	XXX	XXX	XXX	XXX	XXX	XXX	XXX	XXX	XXX	

NONE

SCHEDULE P - PART 4N - REINSURANCE
NONPROPORTIONAL ASSUMED PROPERTY

Years in Which Losses Were Incurred	BULK AND IBNR RESERVES ON NET LOSSES AND DEFENSE AND COST CONTAINMENT EXPENSES REPORTED AT YEAR END (\$000 OMITTED)									
	1	2	3	4	5	6	7	8	9	10
	2014	2015	2016	2017	2018	2019	2020	2021	2022	2023
1. Prior.....										
2. 2014.....										
3. 2015.....	XXX									
4. 2016.....	XXX	XXX								
5. 2017.....	XXX	XXX	XX							
6. 2018.....	XXX	XXX	XX	XX						
7. 2019.....	XXX	XXX	XXX	XXX	XXX					
8. 2020.....	XXX	XXX	XXX	XXX	XXX	XXX				
9. 2021.....	XXX	XXX	XXX	XXX	XXX	XXX	XXX			
10. 2022.....	XXX	XXX	XXX	XXX	XXX	XXX	XXX	XXX		
11. 2023	XXX	XXX	XXX	XXX	XXX	XXX	XXX	XXX	XXX	

SCHEDULE P - PART 4O - REINSURANCE
NONPROPORTIONAL ASSUMED LIABILITY

1. Prior.....	(64)	(63)	(61)	(55)	(5)	(57)	(53)	(37)	(871)	(4)
2. 2014.....										
3. 2015.....	XXX									
4. 2016.....	XXX	XXX								
5. 2017.....	XXX	XXX	XXX							
6. 2018.....	XXX	XXX	XXX	XXX						
7. 2019.....	XXX	XXX	XXX	XXX	XXX					
8. 2020.....	XXX	XXX	XXX	XXX	XXX	XXX				
9. 2021.....	XXX	XXX	XXX	XXX	XXX	XXX	XXX			
10. 2022.....	XXX	XXX	XXX	XXX	XXX	XXX	XXX	XXX		
11. 2023	XXX	XXX	XXX	XXX	XXX	XXX	XXX	XXX	XXX	

SCHEDULE P - PART 4P - REINSURANCE
NONPROPORTIONAL ASSUMED FINANCIAL LINES

1. Prior.....										
2. 2014.....										
3. 2015.....	XXX									
4. 2016.....	XXX	XXX								
5. 2017.....	XXX	XXX	XXX							
6. 2018.....	XXX	XXX	XX	XX						
7. 2019.....	XXX	XXX	XX	XX	XX					
8. 2020.....	XXX	XXX	XX	XX	XX	XX				
9. 2021.....	XXX	XXX	XXX	XXX	XXX	XXX	XXX			
10. 2022.....	XXX	XXX	XXX	XXX	XXX	XXX	XXX	XXX		
11. 2023	XXX	XXX	XXX	XXX	XXX	XXX	XXX	XXX	XXX	

ANNUAL STATEMENT FOR THE YEAR 2023 OF THE PROGRESSIVE MAX INSURANCE COMPANY

SCHEDULE P - PART 4R - SECTION 1 - PRODUCTS LIABILITY - OCCURRENCE

Years in Which Losses Were Incurred	BULK AND IBNR RESERVES ON NET LOSSES AND DEFENSE AND COST CONTAINMENT EXPENSES REPORTED AT YEAR END (\$000 OMITTED)									
	1	2	3	4	5	6	7	8	9	10
	2014	2015	2016	2017	2018	2019	2020	2021	2022	2023
1. Prior.....										
2. 2014.....										
3. 2015.....	XXX									
4. 2016.....	XXX	XXX								
5. 2017.....	XXX	XXX	XX							
6. 2018.....	XXX	XXX	XX	XXX						
7. 2019.....	XXX	XXX	XXX	XXX	XXX					
8. 2020.....	XXX	XXX	XXX	XXX	XXX	XXX				
9. 2021.....	XXX	XXX	XXX	XXX	XXX	XXX	XXX			
10. 2022.....	XXX	XXX	XXX	XXX	XXX	XXX	XXX	XXX		
11. 2023	XXX	XXX	XXX	XXX	XXX	XXX	XXX	XXX	XXX	

SCHEDULE P - PART 4R - SECTION 2 - PRODUCTS LIABILITY - CLAIMS-MADE

1. Prior.....										
2. 2014.....										
3. 2015.....	XXX									
4. 2016.....	XXX	XXX								
5. 2017.....	XXX	XXX	XXX							
6. 2018.....	XXX	XXX	XX	XXX						
7. 2019.....	XXX	XXX	XX	XXX	XX					
8. 2020.....	XXX	XXX	XX	XXX	XXX	XX				
9. 2021.....	XXX	XXX	XXX	XXX	XXX	XXX	XXX			
10. 2022.....	XXX	XXX	XXX	XXX	XXX	XXX	XXX	XXX		
11. 2023	XXX	XXX	XXX	XXX	XXX	XXX	XXX	XXX	XXX	

SCHEDULE P - PART 4S - FINANCIAL GUARANTY/MORTGAGE GUARANTY

1. Prior.....	XXX	XXX	XX	XXX	XXX	XX	XX			
2. 2022.....	XXX	XXX	XX	XX	XX	XX	XXX	XXX		
3. 2023	XXX	XXX	XX	XX	XX	XX	XXX	XXX	XXX	

SCHEDULE P - PART 4T - WARRANTY

1. Prior.....	XXX	XXX	XX	XXX	XXX	XX	XX			
2. 2022.....	XXX	XXX	XX	XX	XX	XX	XXX	XXX		
3. 2023	XXX	XXX	XX	XX	XX	XX	XXX	XXX	XXX	

ANNUAL STATEMENT FOR THE YEAR 2023 OF THE PROGRESSIVE MAX INSURANCE COMPANY

SCHEDULE P - PART 5A - HOMEOWNERS/FARMOWNERS

SECTION 1

Years in Which Premiums Were Earned and Losses Were Incurred	CUMULATIVE NUMBER OF CLAIMS CLOSED WITH LOSS PAYMENT DIRECT AND ASSUMED AT YEAR END									
	1	2	3	4	5	6	7	8	9	10
	2014	2015	2016	2017	2018	2019	2020	2021	2022	2023
1. Prior.....	4									
2. 2014.....	12	12	12	12	12	12	12	12	12	12
3. 2015.....	XXX									
4. 2016.....	XXX	XXX								
5. 2017.....	XXX	XXX	XXX							
6. 2018.....	XXX	XXX	XXX	XXX						
7. 2019.....	XXX	XXX	XXX	XXX	XXX					
8. 2020.....	XXX	XXX	XXX	XXX	XXX	XXX				
9. 2021.....	XXX	XXX	XXX	XXX	XXX	XXX	XXX			
10. 2022.....	XXX	XXX	XXX	XXX	XXX	XXX	XXX	XXX		
11. 2023	XXX	XXX	XXX	XXX	XXX	XXX	XXX	XXX	XXX	

SECTION 2

Years in Which Premiums Were Earned and Losses Were Incurred	NUMBER OF CLAIMS OUTSTANDING DIRECT AND ASSUMED AT YEAR END									
	1	2	3	4	5	6	7	8	9	10
	2014	2015	2016	2017	2018	2019	2020	2021	2022	2023
1. Prior.....										
2. 2014.....										
3. 2015.....	XXX									
4. 2016.....	XXX	XXX								
5. 2017.....	XXX	XXX	XXX							
6. 2018.....	XXX	XXX	XXX	XXX						
7. 2019.....	XXX	XXX	XXX	XXX	XXX					
8. 2020.....	XXX	XXX	XXX	XXX	XXX	XXX				
9. 2021.....	XXX	XXX	XXX	XXX	XXX	XXX	XXX			
10. 2022.....	XXX	XXX	XXX	XXX	XXX	XXX	XXX	XXX		
11. 2023	XXX	XXX	XXX	XXX	XXX	XXX	XXX	XXX	XXX	

NONE

SECTION 3

Years in Which Premiums Were Earned and Losses Were Incurred	CUMULATIVE NUMBER OF CLAIMS REPORTED DIRECT AND ASSUMED AT YEAR END									
	1	2	3	4	5	6	7	8	9	10
	2014	2015	2016	2017	2018	2019	2020	2021	2022	2023
1. Prior.....	2									
2. 2014.....	24	24	24	24	24	24	24	24	24	24
3. 2015.....	XXX									
4. 2016.....	XXX	XXX								
5. 2017.....	XXX	XXX	XXX							
6. 2018.....	XXX	XXX	XXX	XXX						
7. 2019.....	XXX	XXX	XXX	XXX	XXX					
8. 2020.....	XXX	XXX	XXX	XXX	XXX	XXX				
9. 2021.....	XXX	XXX	XXX	XXX	XXX	XXX	XXX			
10. 2022.....	XXX	XXX	XXX	XXX	XXX	XXX	XXX	XXX		
11. 2023	XXX	XXX	XXX	XXX	XXX	XXX	XXX	XXX	XXX	

ANNUAL STATEMENT FOR THE YEAR 2023 OF THE PROGRESSIVE MAX INSURANCE COMPANY

SCHEDULE P - PART 5B - PRIVATE PASSENGER AUTO LIABILITY/MEDICAL

SECTION 1

Years in Which Premiums Were Earned and Losses Were Incurred	CUMULATIVE NUMBER OF CLAIMS CLOSED WITH LOSS PAYMENT DIRECT AND ASSUMED AT YEAR END									
	1	2	3	4	5	6	7	8	9	10
	2014	2015	2016	2017	2018	2019	2020	2021	2022	2023
1. Prior.....	7,201	1,298	504	173	64	6,010	36	17	5	2
2. 2014.....	21,638	27,686	28,695	29,041	29,157	29,217	29,250	29,277	29,286	29,289
3. 2015.....	XXX	23,470	30,886	32,052	32,485	32,653	32,693	32,771	32,791	32,799
4. 2016.....	XXX	XXX	26,670	34,822	36,193	36,704	36,839	36,958	37,018	37,039
5. 2017.....	XXX	XXX	XXX	27,856	36,585	38,068	38,532	38,768	38,874	38,932
6. 2018.....	XXX	XXX	XXX	XXX	31,021	41,284	42,894	43,527	43,757	43,886
7. 2019.....	XXX	XXX	XXX	XXX	XXX	34,131	44,783	46,703	47,430	47,693
8. 2020.....	XXX	XXX	XXX	XXX	XXX	XXX	27,388	36,852	38,612	39,254
9. 2021.....	XXX	XXX	XXX	XXX	XXX	XXX	XXX	31,909	45,401	47,924
10. 2022.....	XXX	XXX	XXX	XXX	XXX	XXX	XXX	XXX	30,777	44,726
11. 2023	XXX	XXX	XXX	XXX	XXX	XXX	XXX	XXX	XXX	35,533

SECTION 2

Years in Which Premiums Were Earned and Losses Were Incurred	NUMBER OF CLAIMS OUTSTANDING DIRECT AND ASSUMED AT YEAR END									
	1	2	3	4	5	6	7	8	9	10
	2014	2015	2016	2017	2018	2019	2020	2021	2022	2023
1. Prior.....	2,152	900	377	204	135	83	45	26	20	17
2. 2014.....	7,381	1,513	579	240	122	78	44	17	7	5
3. 2015.....	XXX	8,884	1,785	734	311	154	120	38	16	8
4. 2016.....	XXX	XXX	9,741	2,108	844	346	218	103	40	19
5. 2017.....	XXX	XXX	XXX	10,550	2,292	899	449	210	104	44
6. 2018.....	XXX	XXX	XXX	XXX	12,225	2,592	1,089	468	241	115
7. 2019.....	XXX	XXX	XXX	XXX	XXX	13,589	2,967	1,198	480	222
8. 2020.....	XXX	XXX	XXX	XXX	XXX	XXX	12,127	2,679	1,041	410
9. 2021.....	XXX	XXX	XXX	XXX	XXX	XXX	XXX	16,754	3,582	1,281
10. 2022.....	XXX	XXX	XXX	XXX	XXX	XXX	XXX	XXX	16,489	3,424
11. 2023	XXX	XXX	XXX	XXX	XXX	XXX	XXX	XXX	XXX	17,383

SECTION 3

Years in Which Premiums Were Earned and Losses Were Incurred	CUMULATIVE NUMBER OF CLAIMS REPORTED DIRECT AND ASSUMED AT YEAR END									
	1	2	3	4	5	6	7	8	9	10
	2014	2015	2016	2017	2018	2019	2020	2021	2022	2023
1. Prior.....	2,193	279	75	24	10	10,174	9	1	1	1
2. 2014.....	43,146	44,926	45,147	45,213	45,232	45,265	45,269	45,271	45,271	45,272
3. 2015.....	XXX	48,387	50,691	50,966	51,044	51,088	51,098	51,102	51,104	51,105
4. 2016.....	XXX	XXX	55,387	58,032	58,344	58,457	58,487	58,499	58,504	58,507
5. 2017.....	XXX	XXX	XXX	58,161	61,273	61,619	61,716	61,747	61,762	61,768
6. 2018.....	XXX	XXX	XXX	XXX	66,413	70,196	70,572	70,681	70,715	70,730
7. 2019.....	XXX	XXX	XXX	XXX	XXX	74,790	78,080	78,496	78,621	78,659
8. 2020.....	XXX	XXX	XXX	XXX	XXX	XXX	63,732	67,091	67,472	67,591
9. 2021.....	XXX	XXX	XXX	XXX	XXX	XXX	XXX	79,969	84,740	85,302
10. 2022.....	XXX	XXX	XXX	XXX	XXX	XXX	XXX	XXX	73,570	78,599
11. 2023	XXX	XXX	XXX	XXX	XXX	XXX	XXX	XXX	XXX	82,899

ANNUAL STATEMENT FOR THE YEAR 2023 OF THE PROGRESSIVE MAX INSURANCE COMPANY

SCHEDULE P - PART 5C - COMMERCIAL AUTO/TRUCK LIABILITY/MEDICAL

SECTION 1

Years in Which Premiums Were Earned and Losses Were Incurred	CUMULATIVE NUMBER OF CLAIMS CLOSED WITH LOSS PAYMENT DIRECT AND ASSUMED AT YEAR END									
	1	2	3	4	5	6	7	8	9	10
	2014	2015	2016	2017	2018	2019	2020	2021	2022	2023
1. Prior.....	26	7	2							
2. 2014.....	56	69	72	73	73	74	74	74	74	74
3. 2015.....	XXX	50	67	71	72	72	72	72	72	72
4. 2016.....	XXX	XXX	60	86	91	93	95	95	95	95
5. 2017.....	XXX	XXX	XXX	65	87	93	95	96	96	96
6. 2018.....	XXX	XXX	XXX	XXX	65	90	96	98	98	99
7. 2019.....	XXX	XXX	XXX	XXX	XXX	61	88	94	97	98
8. 2020.....	XXX	XXX	XXX	XXX	XXX	XXX	41	61	64	66
9. 2021.....	XXX	XXX	XXX	XXX	XXX	XXX	XXX	39	62	68
10. 2022.....	XXX	XXX	XXX	XXX	XXX	XXX	XXX	XXX	47	75
11. 2023	XXX	XXX	XXX	XXX	XXX	XXX	XXX	XXX	XXX	46

SECTION 2

Years in Which Premiums Were Earned and Losses Were Incurred	NUMBER OF CLAIMS OUTSTANDING DIRECT AND ASSUMED AT YEAR END									
	1	2	3	4	5	6	7	8	9	10
	2014	2015	2016	2017	2018	2019	2020	2021	2022	2023
1. Prior.....	10	3			1					
2. 2014.....	15	4	1	1						
3. 2015.....	XXX	19	6	2						
4. 2016.....	XXX	XXX	27	9	4	2				
5. 2017.....	XXX	XXX	XXX	26	10	4	2	1		
6. 2018.....	XXX	XXX	XXX	XXX	31	10	4	3	1	1
7. 2019.....	XXX	XXX	XXX	XXX	XXX	35	11	5	2	
8. 2020.....	XXX	XXX	XXX	XXX	XXX	XXX	25	7	4	1
9. 2021.....	XXX	XXX	XXX	XXX	XXX	XXX	XXX	34	11	5
10. 2022.....	XXX	XXX	XXX	XXX	XXX	XXX	XXX	XXX	36	13
11. 2023	XXX	XXX	XXX	XXX	XXX	XXX	XXX	XXX	XXX	36

SECTION 3

Years in Which Premiums Were Earned and Losses Were Incurred	CUMULATIVE NUMBER OF CLAIMS REPORTED DIRECT AND ASSUMED AT YEAR END									
	1	2	3	4	5	6	7	8	9	10
	2014	2015	2016	2017	2018	2019	2020	2021	2022	2023
1. Prior.....	10	1	1							
2. 2014.....	99	105	106	106	106	106	106	107	107	107
3. 2015.....	XXX	98	105	106	106	106	106	106	106	106
4. 2016.....	XXX	XXX	120	132	133	134	134	135	135	135
5. 2017.....	XXX	XXX	XXX	124	137	138	138	138	138	138
6. 2018.....	XXX	XXX	XXX	XXX	138	148	149	150	150	150
7. 2019.....	XXX	XXX	XXX	XXX	XXX	130	142	142	142	142
8. 2020.....	XXX	XXX	XXX	XXX	XXX	XXX	93	102	103	104
9. 2021.....	XXX	XXX	XXX	XXX	XXX	XXX	XXX	102	112	114
10. 2022.....	XXX	XXX	XXX	XXX	XXX	XXX	XXX	XXX	125	138
11. 2023	XXX	XXX	XXX	XXX	XXX	XXX	XXX	XXX	XXX	123

ANNUAL STATEMENT FOR THE YEAR 2023 OF THE PROGRESSIVE MAX INSURANCE COMPANY

SCHEDULE P - PART 5D - WORKERS' COMPENSATION

(EXCLUDING EXCESS WORKERS' COMPENSATION)

SECTION 1

Years in Which Premiums Were Earned and Losses Were Incurred	CUMULATIVE NUMBER OF CLAIMS CLOSED WITH LOSS PAYMENT DIRECT AND ASSUMED AT YEAR END									
	1	2	3	4	5	6	7	8	9	10
	2014	2015	2016	2017	2018	2019	2020	2021	2022	2023
1. Prior.....										
2. 2014.....										
3. 2015.....	XXX									
4. 2016.....	XXX	XXX								
5. 2017.....	XXX	XXX	XX							
6. 2018.....	XXX	XXX	XX	XXX						
7. 2019.....	XXX	XXX	XXX	XXX	XXX					
8. 2020.....	XXX	XXX	XXX	XXX	XXX	XXX				
9. 2021.....	XXX	XXX	XXX	XXX	XXX	XXX	XXX			
10. 2022.....	XXX	XXX	XXX	XXX	XXX	XXX	XXX	XXX		
11. 2023	XXX	XXX	XXX	XXX	XXX	XXX	XXX	XXX	XXX	

SECTION 2

Years in Which Premiums Were Earned and Losses Were Incurred	NUMBER OF CLAIMS OUTSTANDING DIRECT AND ASSUMED AT YEAR END									
	1	2	3	4	5	6	7	8	9	10
	2014	2015	2016	2017	2018	2019	2020	2021	2022	2023
1. Prior.....										
2. 2014.....										
3. 2015.....	XXX									
4. 2016.....	XXX	XXX								
5. 2017.....	XXX	XXX	XX							
6. 2018.....	XXX	XXX	XX	XXX						
7. 2019.....	XXX	XXX	XXX	XXX	XXX					
8. 2020.....	XXX	XXX	XXX	XXX	XXX	XXX				
9. 2021.....	XXX	XXX	XXX	XXX	XXX	XXX	XXX			
10. 2022.....	XXX	XXX	XXX	XXX	XXX	XXX	XXX	XXX		
11. 2023	XXX	XXX	XXX	XXX	XXX	XXX	XXX	XXX	XXX	

SECTION 3

Years in Which Premiums Were Earned and Losses Were Incurred	CUMULATIVE NUMBER OF CLAIMS REPORTED DIRECT AND ASSUMED AT YEAR END									
	1	2	3	4	5	6	7	8	9	10
	2014	2015	2016	2017	2018	2019	2020	2021	2022	2023
1. Prior.....										
2. 2014.....										
3. 2015.....	XXX									
4. 2016.....	XXX	XXX								
5. 2017.....	XXX	XXX	XX							
6. 2018.....	XXX	XXX	XX	XXX						
7. 2019.....	XXX	XXX	XXX	XXX	XXX					
8. 2020.....	XXX	XXX	XXX	XXX	XXX	XXX				
9. 2021.....	XXX	XXX	XXX	XXX	XXX	XXX	XXX			
10. 2022.....	XXX	XXX	XXX	XXX	XXX	XXX	XXX	XXX		
11. 2023	XXX	XXX	XXX	XXX	XXX	XXX	XXX	XXX	XXX	

ANNUAL STATEMENT FOR THE YEAR 2023 OF THE PROGRESSIVE MAX INSURANCE COMPANY

SCHEDULE P - PART 5E - COMMERCIAL MULTIPLE PERIL

SECTION 1

Years in Which Premiums Were Earned and Losses Were Incurred	CUMULATIVE NUMBER OF CLAIMS CLOSED WITH LOSS PAYMENT DIRECT AND ASSUMED AT YEAR END									
	1	2	3	4	5	6	7	8	9	10
	2014	2015	2016	2017	2018	2019	2020	2021	2022	2023
1. Prior.....										
2. 2014.....										
3. 2015.....	.XXX									
4. 2016.....	.XXX	.XXX								
5. 2017.....	.XXX	.XXX	.XXX							
6. 2018.....	.XXX	.XXX	.XXX	.XXX						
7. 2019.....	.XXX	.XXX	.XXX	.XXX	.XXX					
8. 2020.....	.XXX	.XXX	.XXX	.XXX	.XXX	.XXX				
9. 2021.....	.XXX	.XXX	.XXX	.XXX	.XXX	.XXX	.XXX			
10. 2022.....	.XXX	.XXX	.XXX	.XXX	.XXX	.XXX	.XXX	.XXX		
11. 2023	.XXX	.XXX	.XXX	.XXX	.XXX	.XXX	.XXX	.XXX	.XXX	

SECTION 2

Years in Which Premiums Were Earned and Losses Were Incurred	NUMBER OF CLAIMS OUTSTANDING DIRECT AND ASSUMED AT YEAR END									
	1	2	3	4	5	6	7	8	9	10
	2014	2015	2016	2017	2018	2019	2020	2021	2022	2023
1. Prior.....										
2. 2014.....										
3. 2015.....	.XXX									
4. 2016.....	.XXX	.XXX								
5. 2017.....	.XXX	.XXX	.XXX							
6. 2018.....	.XXX	.XXX	.XXX	.XXX						
7. 2019.....	.XXX	.XXX	.XXX	.XXX	.XXX					
8. 2020.....	.XXX	.XXX	.XXX	.XXX	.XXX	.XXX				
9. 2021.....	.XXX	.XXX	.XXX	.XXX	.XXX	.XXX	.XXX			
10. 2022.....	.XXX	.XXX	.XXX	.XXX	.XXX	.XXX	.XXX	.XXX		
11. 2023	.XXX	.XXX	.XXX	.XXX	.XXX	.XXX	.XXX	.XXX	.XXX	

SECTION 3

Years in Which Premiums Were Earned and Losses Were Incurred	CUMULATIVE NUMBER OF CLAIMS REPORTED DIRECT AND ASSUMED AT YEAR END									
	1	2	3	4	5	6	7	8	9	10
	2014	2015	2016	2017	2018	2019	2020	2021	2022	2023
1. Prior.....										
2. 2014.....										
3. 2015.....	.XXX									
4. 2016.....	.XXX	.XXX								
5. 2017.....	.XXX	.XXX	.XXX							
6. 2018.....	.XXX	.XXX	.XXX	.XXX						
7. 2019.....	.XXX	.XXX	.XXX	.XXX	.XXX					
8. 2020.....	.XXX	.XXX	.XXX	.XXX	.XXX	.XXX				
9. 2021.....	.XXX	.XXX	.XXX	.XXX	.XXX	.XXX	.XXX			
10. 2022.....	.XXX	.XXX	.XXX	.XXX	.XXX	.XXX	.XXX	.XXX		
11. 2023	.XXX	.XXX	.XXX	.XXX	.XXX	.XXX	.XXX	.XXX	.XXX	1

Schedule P - Part 5F - Medical Professional Liability - Occurrence - Section 1A

N O N E

Schedule P - Part 5F - Medical Professional Liability - Occurrence - Section 2A

N O N E

Schedule P - Part 5F - Medical Professional Liability - Occurrence - Section 3A

N O N E

Schedule P - Part 5F - Medical Professional Liability - Claims-Made - Section 1B

N O N E

Schedule P - Part 5F - Medical Professional Liability - Claims-Made - Section 2B

N O N E

Schedule P - Part 5F - Medical Professional Liability - Claims-Made - Section 3B

N O N E

ANNUAL STATEMENT FOR THE YEAR 2023 OF THE PROGRESSIVE MAX INSURANCE COMPANY

SCHEDULE P - PART 5H - OTHER LIABILITY - OCCURRENCE

SECTION 1A

Years in Which Premiums Were Earned and Losses Were Incurred	CUMULATIVE NUMBER OF CLAIMS CLOSED WITH LOSS PAYMENT DIRECT AND ASSUMED AT YEAR END									
	1	2	3	4	5	6	7	8	9	10
	2014	2015	2016	2017	2018	2019	2020	2021	2022	2023
1. Prior.....	8	1				1				
2. 2014.....	41	46	48	48	48	48	48	48	48	48
3. 2015.....	XXX	45	51	53	53	53	53	53	53	53
4. 2016.....	XXX	XXX	51	60	61	62	62	62	62	62
5. 2017.....	XXX	XXX	XXX	62	74	75	76	76	76	76
6. 2018.....	XXX	XXX	XXX	XXX	66	78	79	79	79	79
7. 2019.....	XXX	XXX	XXX	XXX	XXX	64	73	75	76	76
8. 2020.....	XXX	XXX	XXX	XXX	XXX	XXX	96	109	112	113
9. 2021.....	XXX	XXX	XXX	XXX	XXX	XXX	XXX	76	89	91
10. 2022.....	XXX	XXX	XXX	XXX	XXX	XXX	XXX	XXX	118	144
11. 2023	XXX	XXX	XXX	XXX	XXX	XXX	XXX	XXX	XXX	89

SECTION 2A

Years in Which Premiums Were Earned and Losses Were Incurred	NUMBER OF CLAIMS OUTSTANDING DIRECT AND ASSUMED AT YEAR END									
	1	2	3	4	5	6	7	8	9	10
	2014	2015	2016	2017	2018	2019	2020	2021	2022	2023
1. Prior.....	2									
2. 2014.....	7	2	1							
3. 2015.....	XXX	6	2	1						
4. 2016.....	XXX	XXX	9	3	2					
5. 2017.....	XXX	XXX	XXX	11	3	1				
6. 2018.....	XXX	XXX	XXX	XXX	9	2	1			
7. 2019.....	XXX	XXX	XXX	XXX	XXX	11	3	2	1	
8. 2020.....	XXX	XXX	XXX	XXX	XXX	XXX	16	5	2	1
9. 2021.....	XXX	XXX	XXX	XXX	XXX	XXX	XXX	13	3	2
10. 2022.....	XXX	XXX	XXX	XXX	XXX	XXX	XXX	XXX	27	5
11. 2023	XXX	XXX	XXX	XXX	XXX	XXX	XXX	XXX	XXX	12

SECTION 3A

Years in Which Premiums Were Earned and Losses Were Incurred	CUMULATIVE NUMBER OF CLAIMS REPORTED DIRECT AND ASSUMED AT YEAR END									
	1	2	3	4	5	6	7	8	9	10
	2014	2015	2016	2017	2018	2019	2020	2021	2022	2023
1. Prior.....	6			1		3	3			
2. 2014.....	72	75	76	76	76	76	76	75	75	75
3. 2015.....	XXX	77	83	83	84	84	84	83	83	83
4. 2016.....	XXX	XXX	92	98	99	99	99	99	99	99
5. 2017.....	XXX	XXX	XXX	106	115	115	116	116	116	116
6. 2018.....	XXX	XXX	XXX	XXX	108	116	117	118	118	118
7. 2019.....	XXX	XXX	XXX	XXX	XXX	120	128	130	130	130
8. 2020.....	XXX	XXX	XXX	XXX	XXX	XXX	178	186	187	187
9. 2021.....	XXX	XXX	XXX	XXX	XXX	XXX	XXX	144	152	153
10. 2022.....	XXX	XXX	XXX	XXX	XXX	XXX	XXX	XXX	217	232
11. 2023	XXX	XXX	XXX	XXX	XXX	XXX	XXX	XXX	XXX	152

ANNUAL STATEMENT FOR THE YEAR 2023 OF THE PROGRESSIVE MAX INSURANCE COMPANY

SCHEDULE P - PART 5H - OTHER LIABILITY - CLAIMS-MADE

SECTION 1B

Years in Which Premiums Were Earned and Losses Were Incurred	CUMULATIVE NUMBER OF CLAIMS CLOSED WITH LOSS PAYMENT DIRECT AND ASSUMED AT YEAR END									
	1	2	3	4	5	6	7	8	9	10
	2014	2015	2016	2017	2018	2019	2020	2021	2022	2023
1. Prior.....										
2. 2014.....										
3. 2015.....	XXX									
4. 2016.....	XXX	XXX								
5. 2017.....	XXX	XXX	XXX							
6. 2018.....	XXX	XXX	XXX	XXX						
7. 2019.....	XXX	XXX	XXX	XXX	XXX					
8. 2020.....	XXX	XXX	XXX	XXX	XXX	XXX				
9. 2021.....	XXX	XXX	XXX	XXX	XXX	XXX	XXX			
10. 2022.....	XXX	XXX	XXX	XXX	XXX	XXX	XXX	XXX		
11. 2023	XXX	XXX	XXX	XXX	XXX	XXX	XXX	XXX	XXX	

SECTION 2B

Years in Which Premiums Were Earned and Losses Were Incurred	NUMBER OF CLAIMS OUTSTANDING DIRECT AND ASSUMED AT YEAR END									
	1	2	3	4	5	6	7	8	9	10
	2014	2015	2016	2017	2018	2019	2020	2021	2022	2023
1. Prior.....										
2. 2014.....										
3. 2015.....	XXX									
4. 2016.....	XXX	XXX								
5. 2017.....	XXX	XXX	XXX							
6. 2018.....	XXX	XXX	XXX	XXX						
7. 2019.....	XXX	XXX	XXX	XXX	XXX					
8. 2020.....	XXX	XXX	XXX	XXX	XXX	XXX				
9. 2021.....	XXX	XXX	XXX	XXX	XXX	XXX	XXX			
10. 2022.....	XXX	XXX	XXX	XXX	XXX	XXX	XXX	XXX		
11. 2023	XXX	XXX	XXX	XXX	XXX	XXX	XXX	XXX	XXX	

NONE

SECTION 3B

Years in Which Premiums Were Earned and Losses Were Incurred	CUMULATIVE NUMBER OF CLAIMS REPORTED DIRECT AND ASSUMED AT YEAR END									
	1	2	3	4	5	6	7	8	9	10
	2014	2015	2016	2017	2018	2019	2020	2021	2022	2023
1. Prior.....										
2. 2014.....										
3. 2015.....	XXX									
4. 2016.....	XXX	XXX								
5. 2017.....	XXX	XXX	XXX							
6. 2018.....	XXX	XXX	XXX	XXX						
7. 2019.....	XXX	XXX	XXX	XXX	XXX					
8. 2020.....	XXX	XXX	XXX	XXX	XXX	XXX				
9. 2021.....	XXX	XXX	XXX	XXX	XXX	XXX	XXX			
10. 2022.....	XXX	XXX	XXX	XXX	XXX	XXX	XXX	XXX		
11. 2023	XXX	XXX	XXX	XXX	XXX	XXX	XXX	XXX	XXX	

Schedule P - Part 5R - Products Liability - Occurrence - Section 1A
N O N E

Schedule P - Part 5R - Products Liability - Occurrence - Section 2A
N O N E

Schedule P - Part 5R - Products Liability - Occurrence - Section 3A
N O N E

Schedule P - Part 5R - Products Liability - Claims-Made - Section 1B
N O N E

Schedule P - Part 5R - Products Liability - Claims-Made - Section 2B
N O N E

Schedule P - Part 5R - Products Liability - Claims-Made - Section 3B
N O N E

Schedule P - Part 5T - Warranty - Section 1
N O N E

Schedule P - Part 5T - Warranty - Section 2
N O N E

Schedule P - Part 5T - Warranty - Section 3
N O N E

ANNUAL STATEMENT FOR THE YEAR 2023 OF THE PROGRESSIVE MAX INSURANCE COMPANY

SCHEDULE P - PART 6C - COMMERCIAL AUTO/TRUCK LIABILITY/MEDICAL

SECTION 1

Years in Which Premiums Were Earned and Losses Were Incurred	CUMULATIVE PREMIUMS EARNED DIRECT AND ASSUMED AT YEAR END (\$000 OMITTED)										11 Current Year Premiums Earned
	1	2	3	4	5	6	7	8	9	10	
	2014	2015	2016	2017	2018	2019	2020	2021	2022	2023	
1. Prior.....	(21)										
2. 2014.....	1,871	1,871	1,871	1,871	1,871	1,871	1,871	1,871	1,871	1,871	
3. 2015.....	XXX	2,002	2,002	2,002	2,002	2,002	2,002	2,002	2,002	2,002	
4. 2016.....	XXX	XXX	2,319	2,319	2,319	2,319	2,319	2,319	2,319	2,319	
5. 2017.....	XXX	XXX	XXX	2,517	2,517	2,517	2,517	2,517	2,517	2,517	
6. 2018.....	XXX	XXX	XXX	XXX	2,938	2,938	2,938	2,938	2,938	2,938	
7. 2019.....	XXX	XXX	XXX	XXX	XXX	3,316	3,316	3,316	3,316	3,316	
8. 2020.....	XXX	XXX	XXX	XXX	XXX	XXX	2,743	2,743	2,743	2,743	
9. 2021.....	XXX	XXX	XXX	XXX	XXX	XXX	XXX	2,874	2,874	2,874	
10. 2022.....	XXX	XXX	XXX	XXX	XXX	XXX	XXX	XXX	3,556	3,556	
11. 2023.....	XXX	XXX	XXX	XXX	XXX	XXX	XXX	XXX	XXX	4,504	
12. Totals.....	XXX	XXX	XXX	XXX	XXX	XXX	XXX	XXX	XXX	XXX	4,504
13. Earned Premiums (Sch P-Pt. 1)	1,850	2,002	2,319	2,517	2,938	3,316	2,743	2,874	3,556	4,504	XXX

SECTION 2

Years in Which Premiums Were Earned and Losses Were Incurred	CUMULATIVE PREMIUMS EARNED CEDED AT YEAR END (\$000 OMITTED)										11 Current Year Premiums Earned
	1	2	3	4	5	6	7	8	9	10	
	2014	2015	2016	2017	2018	2019	2020	2021	2022	2023	
1. Prior.....											
2. 2014.....	1	1	1	1	1	1	1	1	1	1	
3. 2015.....	XXX	1	1	1	1	1	1	1	1	1	
4. 2016.....	XXX	XXX	1	1	1	1	1	1	1	1	
5. 2017.....	XXX	XXX	XXX	2	2	2	2	2	2	2	
6. 2018.....	XXX	XXX	XXX	XXX	4	4	4	4	4	4	
7. 2019.....	XXX	XXX	XXX	XXX	XXX	4	4	4	4	4	
8. 2020.....	XXX	XXX	XXX	XXX	XXX	XXX	3	3	3	3	
9. 2021.....	XXX	XXX	XXX	XXX	XXX	XXX	XXX	3	3	3	
10. 2022.....	XXX	XXX	XXX	XXX	XXX	XXX	XXX	XXX	7	7	
11. 2023.....	XXX	XXX	XXX	XXX	XXX	XXX	XXX	XXX	XXX	5	
12. Totals.....	XXX	XXX	XXX	XXX	XXX	XXX	XXX	XXX	XXX	XXX	5
13. Earned Premiums (Sch P-Pt. 1)	1	1	1	2	4	4	3	3	7	5	XXX

SCHEDULE P - PART 6D - WORKERS' COMPENSATION

(EXCLUDING EXCESS WORKERS' COMPENSATION)

SECTION 1

Years in Which Premiums Were Earned and Losses Were Incurred	CUMULATIVE PREMIUMS EARNED DIRECT AND ASSUMED AT YEAR END (\$000 OMITTED)										11 Current Year Premiums Earned
	1	2	3	4	5	6	7	8	9	10	
	2014	2015	2016	2017	2018	2019	2020	2021	2022	2023	
1. Prior.....											
2. 2014.....											
3. 2015.....	XXX										
4. 2016.....	XXX	XXX									
5. 2017.....	XXX	XXX									
6. 2018.....	XXX	XXX									
7. 2019.....	XXX	XXX									
8. 2020.....	XXX	XXX									
9. 2021.....	XXX	XXX									
10. 2022.....	XXX	XXX	XXX	XXX	XXX	XXX	XXX	XXX			
11. 2023.....	XXX	XXX	XXX	XXX	XXX	XXX	XXX	XXX	XXX		
12. Totals.....	XXX	XXX	XXX	XXX	XXX	XXX	XXX	XXX	XXX	XXX	
13. Earned Premiums (Sch P-Pt. 1)											XXX

SECTION 2

Years in Which Premiums Were Earned and Losses Were Incurred	CUMULATIVE PREMIUMS EARNED CEDED AT YEAR END (\$000 OMITTED)										11 Current Year Premiums Earned
	1	2	3	4	5	6	7	8	9	10	
	2014	2015	2016	2017	2018	2019	2020	2021	2022	2023	
1. Prior.....											
2. 2014.....											
3. 2015.....	XXX										
4. 2016.....	XXX	XXX									
5. 2017.....	XXX	XXX									
6. 2018.....	XXX	XXX									
7. 2019.....	XXX	XXX									
8. 2020.....	XXX	XXX									
9. 2021.....	XXX	XXX									
10. 2022.....	XXX	XXX	XXX	XXX	XXX	XXX	XXX	XXX			
11. 2023.....	XXX	XXX	XXX	XXX	XXX	XXX	XXX	XXX	XXX		
12. Totals.....	XXX	XXX	XXX	XXX	XXX	XXX	XXX	XXX	XXX	XXX	
13. Earned Premiums (Sch P-Pt. 1)											XXX

ANNUAL STATEMENT FOR THE YEAR 2023 OF THE PROGRESSIVE MAX INSURANCE COMPANY

SCHEDULE P - PART 6E - COMMERCIAL MULTIPLE PERIL

SECTION 1

Years in Which Premiums Were Earned and Losses Were Incurred	CUMULATIVE PREMIUMS EARNED DIRECT AND ASSUMED AT YEAR END (\$000 OMITTED)										11 Current Year Premiums Earned
	1	2	3	4	5	6	7	8	9	10	
	2014	2015	2016	2017	2018	2019	2020	2021	2022	2023	
1. Prior.....											
2. 2014.....											
3. 2015.....	XXX										
4. 2016.....	XXX	XXX									
5. 2017.....	XXX	XXX	XXX								
6. 2018.....	XXX	XXX	XXX	XXX							
7. 2019.....	XXX	XXX	XXX	XXX	XXX						
8. 2020.....	XXX	XXX	XXX	XXX	XXX	XXX					
9. 2021.....	XXX	XXX	XXX	XXX	XXX	XXX	XXX				
10. 2022.....	XXX	XXX	XXX	XXX	XXX	XXX	XXX	XXX			
11. 2023.....	XXX	XXX	XXX	XXX	XXX	XXX	XXX	XXX	XXX	32	32
12. Totals.....	XXX	XXX	XXX	XXX	XXX	XXX	XXX	XXX	XXX	XXX	32
13. Earned Premiums (Sch P-Pt. 1)										32	XXX

SECTION 2

Years in Which Premiums Were Earned and Losses Were Incurred	CUMULATIVE PREMIUMS EARNED CEDED AT YEAR END (\$000 OMITTED)										11 Current Year Premiums Earned
	1	2	3	4	5	6	7	8	9	10	
	2014	2015	2016	2017	2018	2019	2020	2021	2022	2023	
1. Prior.....											
2. 2014.....											
3. 2015.....	XXX										
4. 2016.....	XXX	XXX									
5. 2017.....	XXX	XXX	XXX								
6. 2018.....	XXX	XXX	XXX	XXX							
7. 2019.....	XXX	XXX	XXX	XXX	XXX						
8. 2020.....	XXX	XXX	XXX	XXX	XXX	XXX					
9. 2021.....	XXX	XXX	XXX	XXX	XXX	XXX	XXX				
10. 2022.....	XXX	XXX	XXX	XXX	XXX	XXX	XXX	XXX			
11. 2023.....	XXX	XXX	XXX	XXX	XXX	XXX	XXX	XXX	XXX		
12. Totals.....	XXX	XXX	XXX	XXX	XXX	XXX	XXX	XXX	XXX	XXX	
13. Earned Premiums (Sch P-Pt. 1)											XXX

SCHEDULE P - PART 6H - OTHER LIABILITY - OCCURRENCE

SECTION 1A

Years in Which Premiums Were Earned and Losses Were Incurred	CUMULATIVE PREMIUMS EARNED DIRECT AND ASSUMED AT YEAR END (\$000 OMITTED)										11 Current Year Premiums Earned
	1	2	3	4	5	6	7	8	9	10	
	2014	2015	2016	2017	2018	2019	2020	2021	2022	2023	
1. Prior.....	(8)										
2. 2014.....	1,534	1,534	1,534	1,534	1,534	1,534	1,534	1,534	1,534	1,534	
3. 2015.....	XXX	1,591	1,591	1,591	1,591	1,591	1,591	1,591	1,591	1,591	
4. 2016.....	XXX	XXX	1,663	1,663	1,663	1,663	1,663	1,663	1,663	1,663	
5. 2017.....	XXX	XXX	XXX	1,750	1,750	1,750	1,750	1,750	1,750	1,750	
6. 2018.....	XXX	XXX	XXX	XXX	1,896	1,896	1,896	1,896	1,896	1,896	
7. 2019.....	XXX	XXX	XXX	XXX	XXX	2,114	2,114	2,114	2,114	2,114	
8. 2020.....	XXX	XXX	XXX	XXX	XXX	XXX	2,345	2,345	2,345	2,345	
9. 2021.....	XXX	XXX	XXX	XXX	XXX	XXX	XXX	2,715	2,715	2,715	
10. 2022.....	XXX	XXX	XXX	XXX	XXX	XXX	XXX	XXX	2,953	2,953	
11. 2023.....	XXX	XXX	XXX	XXX	XXX	XXX	XXX	XXX	XXX	3,246	3,246
12. Totals.....	XXX	XXX	XXX	XXX	XXX	XXX	XXX	XXX	XXX	XXX	3,246
13. Earned Premiums (Sch P-Pt. 1)	1,526	1,591	1,663	1,750	1,896	2,114	2,345	2,715	2,953	3,246	XXX

SECTION 2A

Years in Which Premiums Were Earned and Losses Were Incurred	CUMULATIVE PREMIUMS EARNED CEDED AT YEAR END (\$000 OMITTED)										11 Current Year Premiums Earned
	1	2	3	4	5	6	7	8	9	10	
	2014	2015	2016	2017	2018	2019	2020	2021	2022	2023	
1. Prior.....											
2. 2014.....	18	18	18	18	18	18	18	18	18	18	
3. 2015.....	XXX	25	25	25	25	25	25	25	25	25	
4. 2016.....	XXX	XXX	29	29	29	29	29	29	29	29	
5. 2017.....	XXX	XXX	XXX	35	35	35	35	35	35	35	
6. 2018.....	XXX	XXX	XXX	XXX	45	45	45	45	45	45	
7. 2019.....	XXX	XXX	XXX	XXX	XXX	54	54	54	54	54	
8. 2020.....	XXX	XXX	XXX	XXX	XXX	XXX	28	28	28	28	
9. 2021.....	XXX	XXX	XXX	XXX	XXX	XXX	XXX	5	5	5	
10. 2022.....	XXX	XXX	XXX	XXX	XXX	XXX	XXX	XXX	5	5	
11. 2023.....	XXX	XXX	XXX	XXX	XXX	XXX	XXX	XXX	XXX	4	4
12. Totals.....	XXX	XXX	XXX	XXX	XXX	XXX	XXX	XXX	XXX	XXX	4
13. Earned Premiums (Sch P-Pt. 1)	18	25	29	35	45	54	28	5	5	4	XXX

ANNUAL STATEMENT FOR THE YEAR 2023 OF THE PROGRESSIVE MAX INSURANCE COMPANY

SCHEDULE P - PART 6H - OTHER LIABILITY - CLAIMS-MADE

SECTION 1B

Years in Which Premiums Were Earned and Losses Were Incurred	CUMULATIVE PREMIUMS EARNED DIRECT AND ASSUMED AT YEAR END (\$000 OMITTED)										11 Current Year Premiums Earned
	1	2	3	4	5	6	7	8	9	10	
	2014	2015	2016	2017	2018	2019	2020	2021	2022	2023	
1. Prior.....											
2. 2014.....	2	2	2	2	2	2	2	2	2	2	
3. 2015.....	XXX										
4. 2016.....	XXX	XXX									
5. 2017.....	XXX	XXX	XXX								
6. 2018.....	XXX	XXX	XXX	XXX							
7. 2019.....	XXX	XXX	XXX	XXX	XXX						
8. 2020.....	XXX	XXX	XXX	XXX	XXX	XXX					
9. 2021.....	XXX	XXX	XXX	XXX	XXX	XXX	XXX	6	6	6	
10. 2022.....	XXX	XXX	XXX	XXX	XXX	XXX	XXX	XXX	6	6	
11. 2023.....	XXX	XXX	XXX	XXX	XXX	XXX	XXX	XXX	XXX	7	7
12. Totals.....	XXX	XXX	XXX	XXX	XXX	XXX	XXX	XXX	XXX	XXX	7
13. Earned Premiums (Sch P-Pt. 1)	2							6	6	7	XXX

SECTION 2B

Years in Which Premiums Were Earned and Losses Were Incurred	CUMULATIVE PREMIUMS EARNED CEDED AT YEAR END (\$000 OMITTED)										11 Current Year Premiums Earned
	1	2	3	4	5	6	7	8	9	10	
	2014	2015	2016	2017	2018	2019	2020	2021	2022	2023	
1. Prior.....											
2. 2014.....											
3. 2015.....	XXX										
4. 2016.....	XXX	XXX									
5. 2017.....	XXX	XXX	XXX								
6. 2018.....	XXX	XXX	XXX	XXX							
7. 2019.....	XXX	XXX	XXX	XXX	XXX						
8. 2020.....	XXX	XXX	XXX	XXX	XXX	XXX					
9. 2021.....	XXX	XXX	XXX	XXX	XXX	XXX	XXX				
10. 2022.....	XXX	XXX	XXX	XXX	XXX	XXX	XXX	XXX			
11. 2023.....	XXX	XXX	XXX	XXX	XXX	XXX	XXX	XXX	XXX		
12. Totals.....	XXX	XXX	XXX	XXX	XXX	XXX	XXX	XXX	XXX	XXX	
13. Earned Premiums (Sch P-Pt. 1)											XXX

SCHEDULE P - PART 6M - INTERNATIONAL

SECTION 1

Years in Which Premiums Were Earned and Losses Were Incurred	CUMULATIVE PREMIUMS EARNED DIRECT AND ASSUMED AT YEAR END (\$000 OMITTED)										11 Current Year Premiums Earned
	1	2	3	4	5	6	7	8	9	10	
	2014	2015	2016	2017	2018	2019	2020	2021	2022	2023	
1. Prior.....											
2. 2014.....											
3. 2015.....	XXX										
4. 2016.....	XXX	XXX									
5. 2017.....	XXX	XXX									
6. 2018.....	XXX	XXX									
7. 2019.....	XXX	XXX									
8. 2020.....	XXX	XXX									
9. 2021.....	XXX	XXX									
10. 2022.....	XXX	XXX	XXX	XXX	XXX	XXX	XXX	XXX			
11. 2023.....	XXX	XXX	XXX	XXX	XXX	XXX	XXX	XXX	XXX		
12. Totals.....	XXX	XXX	XXX	XXX	XXX	XXX	XXX	XXX	XXX	XXX	
13. Earned Premiums (Sch P-Pt. 1)											XXX

SECTION 2

Years in Which Premiums Were Earned and Losses Were Incurred	CUMULATIVE PREMIUMS EARNED CEDED AT YEAR END (\$000 OMITTED)										11 Current Year Premiums Earned
	1	2	3	4	5	6	7	8	9	10	
	2014	2015	2016	2017	2018	2019	2020	2021	2022	2023	
1. Prior.....											
2. 2014.....											
3. 2015.....	XXX										
4. 2016.....	XXX	XXX									
5. 2017.....	XXX	XXX									
6. 2018.....	XXX	XXX									
7. 2019.....	XXX	XXX									
8. 2020.....	XXX	XXX									
9. 2021.....	XXX	XXX									
10. 2022.....	XXX	XXX	XXX	XXX	XXX	XXX	XXX	XXX			
11. 2023.....	XXX	XXX	XXX	XXX	XXX	XXX	XXX	XXX	XXX		
12. Totals.....	XXX	XXX	XXX	XXX	XXX	XXX	XXX	XXX	XXX	XXX	
13. Earned Premiums (Sch P-Pt. 1)											XXX

Schedule P - Part 6N- Reinsurance A - Nonproportional Assumed Property - Section 1
N O N E

Schedule P - Part 6N- Reinsurance A - Nonproportional Assumed Property - Section 2
N O N E

Schedule P - Part 6O - Reinsurance B - Nonproportional Liability - Section 1
N O N E

Schedule P - Part 6O - Reinsurance B - Nonproportional Assumed Liability - Section 2
N O N E

Schedule P - Part 6R - Products Liability - Occurrence - Section 1A
N O N E

Schedule P - Part 6R - Products Liability - Occurrence - Section 2A
N O N E

Schedule P - Part 6R - Products Liability - Claims-Made - Section 1B
N O N E

Schedule P - Part 6R - Products Liability - Claims-Made - Section 2B
N O N E

Schedule P - Part 7A - Section 1 - Primary Loss Sensitive Contracts
N O N E

Schedule P - Part 7A - Section 2 - Primary Loss Sensitive Contracts
N O N E

Schedule P - Part 7A - Section 3 - Primary Loss Sensitive Contracts
N O N E

Schedule P - Part 7A - Section 4 - Primary Loss Sensitive Contracts
N O N E

Schedule P - Part 7A - Section 5 - Primary Loss Sensitive Contracts
N O N E

Schedule P - Part 7B - Section 1 - Reinsurance Loss Sensitive Contracts
N O N E

Schedule P - Part 7B - Section 2 - Reinsurance Loss Sensitive Contracts
N O N E

Schedule P - Part 7B - Section 3 - Reinsurance Loss Sensitive Contracts
N O N E

Schedule P - Part 7B - Section 4 - Reinsurance Loss Sensitive Contracts
N O N E

Schedule P - Part 7B - Section 5 - Reinsurance Loss Sensitive Contracts
N O N E

Schedule P - Part 7B - Section 6 - Reinsurance Loss Sensitive Contracts
N O N E

Schedule P - Part 7B - Section 7 - Reinsurance Loss Sensitive Contracts
N O N E

SCHEDULE P INTERROGATORIES

1. The following questions relate to yet-to-be-issued Extended Reporting Endorsements (EREs) arising from Death, Disability, or Retirement (DDR) provisions in Medical Professional Liability Claims Made insurance policies. EREs provided for reasons other than DDR are not to be included.
- 1.1 Does the company issue Medical Professional Liability Claims Made insurance policies that provide tail (also known as an extended reporting endorsement, or “ERE”) benefits in the event of Death, Disability, or Retirement (DDR) at a reduced charge or at no additional cost?

Yes [] No [X]

If the answer to question 1.1 is “no”, leave the following questions blank. If the answer to question 1.1 is “yes”, please answer the following questions:
- 1.2 What is the total amount of the reserve for that provision (DDR Reserve), as reported, explicitly or not, elsewhere in this statement (in dollars)?
- \$
- 1.3 Does the company report any DDR reserve as Unearned Premium Reserve per SSAP #65?
- Yes [] No [X]
- 1.4 Does the company report any DDR reserve as loss or loss adjustment expense reserve?
- Yes [] No [X]
- 1.5 If the company reports DDR reserve as Unearned Premium Reserve, does that amount match the figure on the Underwriting and Investment Exhibit, Part 1A - Recapitulation of all Premiums (Page 7) Column 2, Lines 11.1 plus 11.2?
- Yes [] No [] N/A [X]
- 1.6 If the company reports DDR reserve as loss or loss adjustment expense reserve, please complete the following table corresponding to where these reserves are reported in Schedule P:

Years in Which Premiums Were Earned and Losses Were Incurred		DDR Reserve Included in Schedule P, Part 1F, Medical Professional Liability Column 24: Total Net Losses and Expenses Unpaid	
		1 Section 1: Occurrence	2 Section 2: Claims-Made
1.601	Prior		
1.602	2014		
1.603	2015		
1.604	2016		
1.605	2017		
1.606	2018		
1.607	2019		
1.608	2020.....		
1.609	2021.....		
1.610	2022.....		
1.611	2023.....		
1.612	Totals		

2. The definition of allocated loss adjustment expenses (ALAE) and, therefore, unallocated loss adjustment expenses (ULAE) was changed effective January 1, 1998. This change in definition applies to both paid and unpaid expenses. Are these expenses (now reported as “Defense and Cost Containment” and “Adjusting and Other”) reported in compliance with these definitions in this statement?
- Yes [X] No []
3. The Adjusting and Other expense payments and reserves should be allocated to the years in which the losses were incurred based on the number of claims reported, closed and outstanding in those years. When allocating Adjusting and Other expense between companies in a group or a pool, the Adjusting and Other expense should be allocated in the same percentage used for the loss amounts and the claim counts. For reinsurers, Adjusting and Other expense assumed should be reported according to the reinsurance contract. For Adjusting and Other expense incurred by reinsurers, or in those situations where suitable claim count information is not available, Adjusting and Other expense should be allocated by a reasonable method determined by the company and described in Interrogatory 7, below. Are they so reported in this Statement?
- Yes [X] No []
4. Do any lines in Schedule P include reserves that are reported gross of any discount to present value of future payments, and that are reported net of such discounts on Page 10?
- Yes [] No [X]
- If yes, proper disclosure must be made in the Notes to Financial Statements, as specified in the Instructions. Also, the discounts must be reported in Schedule P - Part 1, Columns 32 and 33. Schedule P must be completed gross of non-tabular discounting. Work papers relating to discount calculations must be available for examination upon request.
- Discounting is allowed only if expressly permitted by the state insurance department to which this Annual Statement is being filed.
5. What were the net premiums in force at the end of the year for:
- (in thousands of dollars)
- 5.1 Fidelity

5.2 Surety
6. Claim count information is reported per claim or per claimant (Indicate which)per claimant.....
- If not the same in all years, explain in Interrogatory 7.
- 7.1 The information provided in Schedule P will be used by many persons to estimate the adequacy of the current loss and expense reserves, among other things. Are there any especially significant events, coverage, retention or accounting changes that have occurred that must be considered when making such analyses?
- Yes [] No [X]
- 7.2 (An extended statement may be attached.)
-

SCHEDULE T - PART 2
INTERSTATE COMPACT - EXHIBIT OF PREMIUMS WRITTEN

Allocated by States and Territories

			Direct Business Only			
			1	2	3	4
States, Etc.			Life (Group and Individual)	Annuities (Group and Individual)	Disability Income (Group and Individual)	Long-Term Care (Group and Individual)
			5			6
			Deposit-Type Contracts			Totals
1.	Alabama	AL				
2.	Alaska	AK				
3.	Arizona	AZ				
4.	Arkansas	AR				
5.	California	CA				
6.	Colorado	CO				
7.	Connecticut	CT				
8.	Delaware	DE				
9.	District of Columbia	DC				
10.	Florida	FL				
11.	Georgia	GA				
12.	Hawaii	HI				
13.	Idaho	ID				
14.	Illinois	IL				
15.	Indiana	IN				
16.	Iowa	IA				
17.	Kansas	KS				
18.	Kentucky	KY				
19.	Louisiana	LA				
20.	Maine	ME				
21.	Maryland	MD				
22.	Massachusetts	MA				
23.	Michigan	MI				
24.	Minnesota	MN				
25.	Mississippi	MS				
26.	Missouri	MO				
27.	Montana	MT				
28.	Nebraska	NE				
29.	Nevada	NV				
30.	New Hampshire	NH				
31.	New Jersey	NJ				
32.	New Mexico	NM				
33.	New York	NY				
34.	North Carolina	NC				
35.	North Dakota	ND				
36.	Ohio	OH				
37.	Oklahoma	OK				
38.	Oregon	OR				
39.	Pennsylvania	PA				
40.	Rhode Island	RI				
41.	South Carolina	SC				
42.	South Dakota	SD				
43.	Tennessee	TN				
44.	Texas	TX				
45.	Utah	UT				
46.	Vermont	VT				
47.	Virginia	VA				
48.	Washington	WA				
49.	West Virginia	WV				
50.	Wisconsin	WI				
51.	Wyoming	WY				
52.	American Samoa	AS				
53.	Guam	GU				
54.	Puerto Rico	PR				
55.	U.S. Virgin Islands	VI				
56.	Northern Mariana Islands	MP				
57.	Canada	CAN				
58.	Aggregate Other Alien	OT				
59.	Total					

NONE

ANNUAL STATEMENT FOR THE YEAR 2023 OF THE PROGRESSIVE MAX INSURANCE COMPANY

SCHEDULE Y

PART 1A - DETAIL OF INSURANCE HOLDING COMPANY SYSTEM

1	2	3	4	5	6	7	8	9	10	11	12	13	14	15	16
Group Code	Group Name	NAIC Company Code	ID Number	Federal RSSD	CIK	Name of Securities Exchange if Publicly Traded (U.S. or International)	Names of Parent, Subsidiaries Or Affiliates	Domi-ciliary Location	Relation-ship to Reporting Entity	Directly Controlled by (Name of Entity/Person)	Type of Control (Ownership, Board, Management, Attorney-in-Fact, Influence, Other)	If Control is Owner-ship Provide Percen-tage	Ultimate Controlling Entity(ies)/Person(s)	Is an SCA Filing Re-quired? (Yes/No)	*
		00000	34-0963169		0000080661	NYSE	The Progressive Corporation	..OH.....	UIP.....	Board, Management	Board		The Progressive Corporation	...NO.....	138
.0155	Progressive Insurance Group	27804	95-2676519				Drive Insurance Company	..OH.....	IA.....	The Progressive Corporation	Ownership.....	100.000	The Progressive Corporation	...NO.....	1389
		00000	83-0371533				Progressive Agency Holdings, Inc.	..DE.....	NIA.....	The Progressive Corporation	Ownership.....	100.000	The Progressive Corporation	...NO.....	137
.0155	Progressive Insurance Group	11410	68-0004572				Drive New Jersey Insurance Company	..NJ.....	IA.....	Progressive Agency Holdings, Inc.	Ownership.....	100.000	The Progressive Corporation	...NO.....	137
.0155	Progressive Insurance Group	12879	20-4093467				Progressive Commercial Casualty Company	..OH.....	IA.....	Progressive Agency Holdings, Inc.	Ownership.....	100.000	The Progressive Corporation	...NO.....	137
.0155	Progressive Insurance Group	24252	34-1094197				Progressive American Insurance Company	..OH.....	IA.....	Progressive Agency Holdings, Inc.	Ownership.....	100.000	The Progressive Corporation	...NO.....	137
.0155	Progressive Insurance Group	17350	31-1193845				Progressive Bayside Insurance Company	..OH.....	IA.....	Progressive Agency Holdings, Inc.	Ownership.....	100.000	The Progressive Corporation	...NO.....	137
.0155	Progressive Insurance Group	24260	34-6513736				Progressive Casualty Insurance Company	..OH.....	IA.....	Progressive Agency Holdings, Inc.	Ownership.....	100.000	The Progressive Corporation	...NO.....	137
		00000	34-1576555				PC Investment Company	..DE.....	NIA.....	Progressive Casualty Insurance Company	Ownership.....	100.000	The Progressive Corporation	...YES.....	13
.0155	Progressive Insurance Group	29203	74-1082840				Progressive County Mutual Insurance Company	..TX.....	IA.....	Progressive Casualty Insurance Company	Management.....		The Progressive Corporation	...NO.....	123
.0155	Progressive Insurance Group	42412	34-1374634				Progressive Gulf Insurance Company	..OH.....	IA.....	Progressive Casualty Insurance Company	Ownership.....	100.000	The Progressive Corporation	...YES.....	13
.0155	Progressive Insurance Group	32786	34-1172685				Progressive Specialty Insurance Company	..OH.....	IA.....	Progressive Casualty Insurance Company	Ownership.....	100.000	The Progressive Corporation	...YES.....	13
		00000					Trussville/Cahaba, AL, LLC	..OH.....	NIA.....	Progressive Specialty Insurance Company	Ownership.....	100.000	The Progressive Corporation	...NO.....	13
.0155	Progressive Insurance Group	42994	39-1453002				Progressive Classic Insurance Company	..WI.....	IA.....	Progressive Agency Holdings, Inc.	Ownership.....	100.000	The Progressive Corporation	...NO.....	137
.0155	Progressive Insurance Group	10067	99-0311930				Progressive Hawaii Insurance Corp.	..OH.....	IA.....	Progressive Agency Holdings, Inc.	Ownership.....	100.000	The Progressive Corporation	...NO.....	137
.0155	Progressive Insurance Group	10187	34-1787734				Progressive Michigan Insurance Company	..MI.....	IA.....	Progressive Agency Holdings, Inc.	Ownership.....	100.000	The Progressive Corporation	...NO.....	137
.0155	Progressive Insurance Group	35190	93-0935623				Progressive Mountain Insurance Company	..OH.....	IA.....	Progressive Agency Holdings, Inc.	Ownership.....	100.000	The Progressive Corporation	...NO.....	137
.0155	Progressive Insurance Group	38628	34-1318335				Progressive Northern Insurance Company	..WI.....	IA.....	Progressive Agency Holdings, Inc.	Ownership.....	100.000	The Progressive Corporation	...NO.....	137
.0155	Progressive Insurance Group	42919	91-1187829				Progressive Northwestern Insurance Company	..OH.....	IA.....	Progressive Agency Holdings, Inc.	Ownership.....	100.000	The Progressive Corporation	...NO.....	137
.0155	Progressive Insurance Group	37834	34-1287020				Progressive Preferred Insurance Company	..OH.....	IA.....	Progressive Agency Holdings, Inc.	Ownership.....	100.000	The Progressive Corporation	...NO.....	137
.0155	Progressive Insurance Group	10050	72-1269745				Progressive Security Insurance Company	..LA.....	IA.....	Progressive Agency Holdings, Inc.	Ownership.....	100.000	The Progressive Corporation	...NO.....	137
.0155	Progressive Insurance Group	38784	59-1951700				Progressive Southeastern Insurance Company	..IN.....	IA.....	Progressive Agency Holdings, Inc.	Ownership.....	100.000	The Progressive Corporation	...NO.....	137
.0155	Progressive Insurance Group	12302	20-3187886				Progressive Freedom Insurance Company	..OH.....	IA.....	Progressive Agency Holdings, Inc.	Ownership.....	100.000	The Progressive Corporation	...NO.....	137
							Progressive Commercial Advantage Agency, Inc.								
		00000	27-2393886					..OH.....	NIA.....	Progressive Agency Holdings, Inc.	Ownership.....	100.000	The Progressive Corporation	...NO.....	137
		00000	20-1583033				Progressive Commercial Holdings, Inc.	..DE.....	NIA.....	The Progressive Corporation	Ownership.....	100.000	The Progressive Corporation	...NO.....	13
.0155	Progressive Insurance Group	10194	59-3213819				Artisan and Truckers Casualty Company	..WI.....	IA.....	Progressive Commercial Holdings, Inc.	Ownership.....	100.000	The Progressive Corporation	...NO.....	13
.0155	Progressive Insurance Group	10243	06-0281045				National Continental Insurance Company	..NY.....	IA.....	Progressive Commercial Holdings, Inc.	Ownership.....	100.000	The Progressive Corporation	...NO.....	13
.0155	Progressive Insurance Group	10193	59-3213719				Progressive Express Insurance Company	..OH.....	IA.....	Progressive Commercial Holdings, Inc.	Ownership.....	100.000	The Progressive Corporation	...NO.....	13
.0155	Progressive Insurance Group	11770	36-3298008				United Financial Casualty Company	..OH.....	IA.....	Progressive Commercial Holdings, Inc.	Ownership.....	100.000	The Progressive Corporation	...NO.....	13
.0155	Progressive Insurance Group	15643	47-1849658				Blue Hill Specialty Insurance Company, Inc.	..IL.....	IA.....	Progressive Commercial Holdings, Inc.	Ownership.....	100.000	The Progressive Corporation	...NO.....	13
		00000	35-0160330				Protective Insurance Corporation	..IN.....	NIA.....	Progressive Commercial Holdings, Inc.	Ownership.....	100.000	The Progressive Corporation	...NO.....	136
.0155	Progressive Insurance Group	12416	35-6021485				Protective Insurance Company	..IN.....	IA.....	Protective Insurance Corporation	Ownership.....	100.000	The Progressive Corporation	...NO.....	136
.0155	Progressive Insurance Group	40460	35-1524574				Sagamore Insurance Company	..IN.....	IA.....	Protective Insurance Company	Ownership.....	100.000	The Progressive Corporation	...NO.....	136
.0155	Progressive Insurance Group	13149	26-1865258				Protective Specialty Insurance Company	..IN.....	IA.....	Protective Insurance Company	Ownership.....	100.000	The Progressive Corporation	...NO.....	136
		00000	26-0327941				B&L Brokerage Services, Inc.	..IN.....	NIA.....	Protective Insurance Corporation	Ownership.....	100.000	The Progressive Corporation	...NO.....	136
		00000	45-3337116				B&L Management Inc.	..DE.....	NIA.....	Protective Insurance Corporation	Ownership.....	100.000	The Progressive Corporation	...NO.....	136
		00000	35-1864904				B&L Insurance, LTD.	..BMU.....	IA.....	Protective Insurance Corporation	Ownership.....	100.000	The Progressive Corporation	...NO.....	136
		00000	38-3564766				Transport Specialty Insurance Agency, Inc.	..MI.....	NIA.....	B&L Brokerage Services, Inc.	Ownership.....	100.000	The Progressive Corporation	...NO.....	136
		00000	83-0371538				Progressive Direct Holdings, Inc.	..DE.....	UDP.....	The Progressive Corporation	Ownership.....	100.000	The Progressive Corporation	...NO.....	13
.0155	Progressive Insurance Group	44180	23-2599971				Mountain Laurel Assurance Company	..OH.....	IA.....	Progressive Direct Holdings, Inc.	Ownership.....	100.000	The Progressive Corporation	...NO.....	13
.0155	Progressive Insurance Group	11851	62-0484104				Progressive Advanced Insurance Company	..OH.....	IA.....	Progressive Direct Holdings, Inc.	Ownership.....	100.000	The Progressive Corporation	...NO.....	13
		00000	58-1772717				Progressive Auto Pro Insurance Agency, Inc.	..FL.....	NIA.....	Progressive Direct Holdings, Inc.	Ownership.....	100.000	The Progressive Corporation	...NO.....	13
.0155	Progressive Insurance Group	44288	62-1444848				Progressive Choice Insurance Company	..OH.....	IA.....	Progressive Direct Holdings, Inc.	Ownership.....	100.000	The Progressive Corporation	...NO.....	13
.0155	Progressive Insurance Group	16322	34-1524319				Progressive Direct Insurance Company	..OH.....	IA.....	Progressive Direct Holdings, Inc.	Ownership.....	100.000	The Progressive Corporation	...NO.....	13
		00000					Gadsden, AL, LLC	..OH.....	NIA.....	Progressive Direct Insurance Company	Ownership.....	100.000	The Progressive Corporation	...NO.....	13
.0155	Progressive Insurance Group	14800	22-2404709				Progressive Garden State Insurance Company	..NJ.....	IA.....	Progressive Direct Holdings, Inc.	Ownership.....	100.000	The Progressive Corporation	...NO.....	13
.0155	Progressive Insurance Group	37605	33-0350911				Progressive Marathon Insurance Company	..MI.....	IA.....	Progressive Direct Holdings, Inc.	Ownership.....	100.000	The Progressive Corporation	...NO.....	13
.0155	Progressive Insurance Group	24279	34-0472535				Progressive Max Insurance Company	..OH.....	RE.....	Progressive Direct Holdings, Inc.	Ownership.....	100.000	The Progressive Corporation	...NO.....	13

ANNUAL STATEMENT FOR THE YEAR 2023 OF THE PROGRESSIVE MAX INSURANCE COMPANY

SCHEDULE Y

PART 1A - DETAIL OF INSURANCE HOLDING COMPANY SYSTEM

1	2	3	4	5	6	7	8	9	10	11	12 Type of Control (Ownership, Board, Management, Attorney-in-Fact, Influence, Other)	13 If Control is Owner- ship Provide Percen- tage	14	15	16
Group Code	Group Name	NAIC Company Code	ID Number	Federal RSSD	CIK	Name of Securities Exchange if Publicly Traded (U.S. or International)	Names of Parent, Subsidiaries Or Affiliates	Domi- ciliary Loca- tion	Rela- tion- ship to Reporting Entity	Directly Controlled by (Name of Entity/Person)			Ultimate Controlling Entity(ies)/Person(s)	Is an SCA Filing Re- quired? (Yes/No)	*
. 0155 ...	Progressive Insurance Group 44695	86-0686869 ..				Progressive Paloverde Insurance Company IN..... IA.....	Progressive Direct Holdings, Inc.	Ownership.....	100.000 ...	The Progressive Corporation NO.....	...13
. 0155 ...	Progressive Insurance Group 21735	36-3789786 ..				Progressive Premier Insurance Company of Illinois OH..... IA.....	Progressive Direct Holdings, Inc.	Ownership.....	100.000 ...	The Progressive Corporation NO.....	...13
. 0155 ...	Progressive Insurance Group 10192	59-3213815 ..				Progressive Select Insurance Company OH..... IA.....	Progressive Direct Holdings, Inc.	Ownership.....	100.000 ...	The Progressive Corporation NO.....	...13
	 00000	34-1804869 ..				Progressive Advantage Agency, Inc. OH..... NIA.....	Progressive Direct Holdings, Inc.	Ownership.....	100.000 ...	The Progressive Corporation NO.....	...13
. 0155 ...	Progressive Insurance Group 21727	36-3789787 ..				Progressive Universal Insurance Company WI..... IA.....	Progressive Direct Holdings, Inc.	Ownership.....	100.000 ...	The Progressive Corporation NO.....	...13
. 0155 ...	Progressive Insurance Group 16816	84-4920049 ..				Progressive Life Insurance Company OH..... IA.....	The Progressive Corporation	Ownership.....	100.000 ...	The Progressive Corporation NO.....	...13
	 00000	99-0311966 ..				Garden Sun Insurance Services, Inc. HI..... NIA.....	The Progressive Corporation	Ownership.....	100.000 ...	The Progressive Corporation NO.....	...13
	 00000	95-2706008 ..				Pacific Motor Club CA..... NIA.....	The Progressive Corporation	Ownership.....	100.000 ...	The Progressive Corporation NO.....	...13
	 00000	11-3203413 ..				PROGNY Agency, Inc. NY..... NIA.....	The Progressive Corporation	Ownership.....	100.000 ...	The Progressive Corporation NO.....	...13
	 00000	34-1574447 ..				Progressive Adjusting Company, Inc. OH..... NIA.....	The Progressive Corporation	Ownership.....	100.000 ...	The Progressive Corporation NO.....	...13
	 00000	13-3673368 ..				Progressive Capital Management Corp. NY..... NIA.....	The Progressive Corporation	Ownership.....	100.000 ...	The Progressive Corporation NO.....	...13
	 00000	34-1378861 ..				Progressive Investment Company, Inc. DE..... NIA.....	The Progressive Corporation	Ownership.....	100.000 ...	The Progressive Corporation NO.....	...13
	 00000	34-6530101 ..				Progressive Premium Budget, Inc. OH..... NIA.....	The Progressive Corporation	Ownership.....	100.000 ...	The Progressive Corporation NO.....	...13
	 00000	34-1574448 ..				Progressive RSC, Inc. OH..... NIA.....	The Progressive Corporation	Ownership.....	100.000 ...	The Progressive Corporation NO.....	...13
	 00000	84-3633213 ..				358 Ventures, Inc. OH..... NIA.....	The Progressive Corporation	Ownership.....	100.000 ...	The Progressive Corporation NO.....	...13
	 00000	20-2702408 ..				Progressive Vehicle Service Company OH..... NIA.....	The Progressive Corporation	Ownership.....	100.000 ...	The Progressive Corporation NO.....	...13
	 00000	51-0295493 ..				Village Transport Corp. DE..... NIA.....	The Progressive Corporation	Ownership.....	100.000 ...	The Progressive Corporation NO.....	...13
	 00000	34-1324270 ..				Wilson Mills Land Co. OH..... NIA.....	The Progressive Corporation	Ownership.....	100.000 ...	The Progressive Corporation NO.....	...13
	 00000	87-4036792 ..				Progressive Next Inc. DE..... NIA.....	The Progressive Corporation	Ownership.....	100.000 ...	The Progressive Corporation NO.....	...13
	 00000	59-3491541 ..				ARX Holding Corp. DE..... NIA.....	The Progressive Corporation	Ownership.....	100.000 ...	The Progressive Corporation NO.....	...134 ...
. 0155 ...	Progressive Insurance Group 11072	56-2512990 ..				ASI Home Insurance Corp. FL..... IA.....	ARX Holding Corp.	Ownership.....	100.000 ...	The Progressive Corporation NO.....	...134 ...
. 0155 ...	Progressive Insurance Group 13142	26-1996532 ..				ASI Preferred Insurance Corp. FL..... IA.....	ARX Holding Corp.	Ownership.....	100.000 ...	The Progressive Corporation NO.....	...134 ...
. 0155 ...	Progressive Insurance Group 10872	59-3459912 ..				American Strategic Insurance Corp. FL..... IA.....	ARX Holding Corp.	Ownership.....	100.000 ...	The Progressive Corporation NO.....	...134 ...
. 0155 ...	Progressive Insurance Group 11059	75-2904629 ..				ASI Lloyds TX..... IA.....	ASI Lloyds, Inc.	Management.....		The Progressive Corporation NO.....	...1345 ...
. 0155 ...	Progressive Insurance Group 12196	20-1284676 ..				ASI Assurance Corp. FL..... IA.....	ARX Holding Corp.	Ownership.....	100.000 ...	The Progressive Corporation NO.....	...134 ...
. 0155 ...	Progressive Insurance Group 14042	27-3421622 ..				ASI Select Insurance Corp. IN..... IA.....	ARX Holding Corp.	Ownership.....	100.000 ...	The Progressive Corporation NO.....	...134 ...
	 00000	59-3621835 ..				ASI Lloyds, Inc. TX..... NIA.....	ARX Holding Corp.	Ownership.....	100.000 ...	The Progressive Corporation NO.....	...134 ...
	 00000	11-3644072 ..				Sunshine Security Insurance Agency, Inc. FL..... NIA.....	ARX Holding Corp.	Ownership.....	100.000 ...	The Progressive Corporation NO.....	...134 ...
	 00000	59-3602626 ..				ASI Underwriters Corp. FL..... NIA.....	ARX Holding Corp.	Ownership.....	100.000 ...	The Progressive Corporation NO.....	...134 ...
. 0155 ...	Progressive Insurance Group 13038	26-1142659 ..				Progressive Property Insurance Company LA..... IA.....	ARX Holding Corp.	Ownership.....	100.000 ...	The Progressive Corporation NO.....	...134 ...
	 00000	81-1112584 ..				ASI Select Auto Insurance Corp. CA..... NIA.....	ARX Holding Corp.	Ownership.....	100.000 ...	The Progressive Corporation NO.....	...134 ...
	 00000	26-0325360 ..				Ark Royal Underwriters, LLC FL..... NIA.....	ARX Holding Corp.	Ownership.....	100.000 ...	The Progressive Corporation NO.....	...134 ...
	 00000	47-4504370 ..				PropertyPlus Insurance Agency, Inc. DE..... NIA.....	ARX Holding Corp.	Ownership.....	100.000 ...	The Progressive Corporation NO.....	...134 ...

Asterisk	Explanation
1	Schedule Y Part 1A is a common schedule for all companies of The Progressive Corporation, however column 10 requires specific relationship information relative to the reporting entity.
2	Progressive County Mutual Insurance Company is a Texas county mutual insurance company that is managed, but not owned by Progressive Casualty Insurance Company.
3	None of the companies that are part of The Progressive Corporation are Federally chartered or insured institutions and therefore, do not have Federal RSSD numbers.
4	Effective April 1, 2020, The Progressive Corporation purchased 100% ownership in the ARX Holding Corp.
5	ASI Lloyds is a Texas Lloyds insurance company that is managed, but not owned by ASI Lloyds, Inc.
6	Effective June 1, 2021 The Progressive Corporation purchased 100% ownership in the Protective Insurance Corporation ("Protective") and subsequently transferred all outstanding shares of Protective's common stock to Progressive Commercial Holdings, Inc.
7	Effective October 17, 2022, Drive Insurance Holdings, Inc. changed its name to Progressive Agency Holdings, Inc.
8	Effective December 14, 2022, all outstanding shares of common stock of Progressive West Insurance Company were transferred from Progressive Agency Holdings, Inc. to The Progressive Corporation.
9	Effective July 18, 2023, Progressive West Insurance Company changed its name to Drive Insurance Company.

ANNUAL STATEMENT FOR THE YEAR 2023 OF THE PROGRESSIVE MAX INSURANCE COMPANY

SCHEDULE Y
PART 2 - SUMMARY OF INSURER’S TRANSACTIONS WITH ANY AFFILIATES

1	2	3	4	5	6	7	8	9	10	11	12	13
NAIC Company Code	ID Number	Names of Insurers and Parent, Subsidiaries or Affiliates	Shareholder Dividends	Capital Contributions	Purchases, Sales or Exchanges of Loans, Securities, Real Estate, Mortgage Loans or Other Investments	Income/ (Disbursements) Incurred in Connection with Guarantees or Undertakings for the Benefit of any Affiliate(s)	Management Agreements and Service Contracts	Income/ (Disbursements) Incurred Under Reinsurance Agreements	*	Any Other Material Activity Not in the Ordinary Course of the Insurer's Business	Totals	Reinsurance Recoverable/ (Payable) on Losses and/or Reserve Credit Taken/(Liability)
	34-0963169	The Progressive Corporation		(32,000,000)			1,165,076,419				1,133,076,419	
	83-0371533	Progressive Agency Holdings, Inc.	172,000,000	(208,000,000)							(36,000,000)	
24260	34-6513736	Progressive Casualty Insurance Company	(120,000,000)	(10,000,000)	(19,605,688)		5,908,857,121	980,835,559	*		6,740,086,992	(7,573,679,225)
24252	34-1094197	Progressive American Insurance Company		85,000,000	58,650,900	(11,339,239)			*		132,311,661	
32786	34-1172685	Progressive Specialty Insurance Company	(10,000,000)		(30,897,080)		(46,769,150)		*		(87,666,230)	
38784	59-1951700	Progressive Southeastern Insurance Company		23,000,000	(9,490,258)		(5,423,192)		*		8,086,550	
38628	34-1318335	Progressive Northern Insurance Company	(15,000,000)			(74,208,350)			*		(89,208,350)	
37834	34-1287020	Progressive Preferred Insurance Company		20,000,000		(32,675,279)			*		(12,675,279)	
42412	34-1374634	Progressive Gulf Insurance Company		10,000,000	(52,239,771)		(10,718,342)		*		(52,958,113)	
42919	91-1187829	Progressive Northwestern Insurance Company		5,000,000	(24,917,000)		(70,725,327)		*		(90,642,327)	
42994	39-1453002	Progressive Classic Insurance Company		15,000,000	(31,909,937)		(15,508,048)		*		(32,417,985)	
17350	31-1193845	Progressive Bayside Insurance Company		5,000,000	(6,688,191)		(2,605,486)		*		(4,293,677)	
35190	93-0935623	Progressive Mountain Insurance Company		10,000,000			(4,796,195)		*		5,203,805	
10187	34-1787734	Progressive Michigan Insurance Company		20,000,000	(20,413,200)		(22,159,930)		*		(22,573,130)	
29203	74-1082840	Progressive County Mutual Insurance Company			(5,227,365)		(68,710,444)	(1,004,534,350)			(1,078,472,159)	5,613,359,228
10050	72-1269745	Progressive Security Insurance Company	(3,000,000)			(81,021,310)	(104,257,246)				(188,278,556)	431,084,628
11410	68-0004572	Drive New Jersey Insurance Company		15,000,000	2,527,963	(108,694,453)	93,495,053				2,328,563	1,033,606,038
10067	99-0311930	Progressive Hawaii Insurance Corp.	(24,000,000)		(58,685,602)	(73,661,636)					(156,347,238)	
12302	20-3187886	Progressive Freedom Insurance Company		10,000,000		(2,264,681)			*		7,735,319	
12879	20-4093467	Progressive Commercial Casualty Company			(156,905)	(17,815)	58,112				(116,608)	
	83-0371538	Progressive Direct Holdings, Inc.	213,000,000	(180,500,000)							32,500,000	
16322	34-1524319	Progressive Direct Insurance Company	(200,000,000)		(218,272,027)	(3,523,214,639)	324,857,201		*		(3,616,629,465)	(4,432,296,407)
24279	34-0472535	Progressive Max Insurance Company	(5,000,000)		(25,516,500)	(26,822,185)	(257,659)		*		(57,596,344)	10,604
44695	86-0686869	Progressive Paloverde Insurance Company		10,000,000	(618,111)	(3,956,234)			*		5,425,655	
21735	36-3789786	Progressive Premier Insurance Company of Illinois		15,000,000	(380,172)	(9,303,173)			*		5,316,655	
21727	36-3789787	Progressive Universal Insurance Company		5,000,000	2,976,383	(22,744,560)			*		(14,768,177)	
37605	33-0350911	Progressive Marathon Insurance Company				(27,598,086)			*		(27,598,086)	
10192	59-3213815	Progressive Select Insurance Company		98,000,000	(105,203,792)	(844,634,748)	(279,569,280)				(1,131,407,820)	3,587,392,586
44288	62-1444848	Progressive Choice Insurance Company		5,000,000		(1,715,454)			*		3,284,546	
11851	62-0484104	Progressive Advanced Insurance Company		45,000,000	(17,010,782)	(21,407,121)			*		6,582,097	
14800	22-2404709	Progressive Garden State Insurance Company		2,500,000	5,054,750	(190,543,453)	(45,287,921)				(228,276,624)	844,903,821
44180	23-2599971	Mountain Laurel Assurance Company	(8,000,000)		(68,257,068)	(112,197,160)					(188,454,228)	
	20-1583033	Progressive Commercial Holdings, Inc.	14,000,000	(130,000,000)							(116,000,000)	
11770	36-3298008	United Financial Casualty Company		110,000,000	(155,956,500)	(621,037,756)	(99,307,940)				(766,302,196)	(4,176,936,404)
10243	06-0281045	National Continental Insurance Company			18,991,408	(20,596,911)	(167,698)				(1,773,201)	5,929,414
10194	59-3213819	Artisan and Truckers Casualty Company				(200,689,762)	(102,045,371)				(302,735,133)	1,398,716,508
10193	59-3213719	Progressive Express Insurance Company	(14,000,000)			(178,495,739)	(12,504,399)				(205,000,138)	1,908,514,943
15643	47-1849658	Blue Hill Specialty Insurance Company, Inc.		20,000,000	(13,176,735)	(45,486,583)	213,857,710				175,194,392	869,704,953

ANNUAL STATEMENT FOR THE YEAR 2023 OF THE PROGRESSIVE MAX INSURANCE COMPANY

SCHEDULE Y

PART 2 - SUMMARY OF INSURER’S TRANSACTIONS WITH ANY AFFILIATES

1	2	3	4	5	6	7	8	9	10	11	12	13
NAIC Company Code	ID Number	Names of Insurers and Parent, Subsidiaries or Affiliates	Shareholder Dividends	Capital Contributions	Purchases, Sales or Exchanges of Loans, Securities, Real Estate, Mortgage Loans or Other Investments	Income/ (Disbursements) Incurred in Connection with Guarantees or Undertakings for the Benefit of any Affiliate(s)	Management Agreements and Service Contracts	Income/ (Disbursements) Incurred Under Reinsurance Agreements	*	Any Other Material Activity Not in the Ordinary Course of the Insurer's Business	Totals	Reinsurance Recoverable/ (Payable) on Losses and/or Reserve Credit Taken/(Liability)
.....	34-1576555	PC Investment Company (58,638,300) 414,581 (58,223,719)
.....	34-1378861	Progressive Investment Company, Inc. 1,117,300,551 389,462 1,117,690,013
.....	13-3673368	Progressive Capital Management Corp. 11,841,934 11,841,934
.....	34-1804869	Progressive Advantage Agency, Inc. (300,058,375) (300,058,375)
.....	27-2393886	Progressive Commercial Advantage Agency, Inc. (2,030,589) (2,030,589)
.....	34-1574447	Progressive Adjusting Company, Inc. (145,843) (145,843)
.....	51-0295493	Village Transport Corp. 1,194,300 1,194,300
.....16816	84-4920049	Progressive Life Insurance Company 20,000,000 (7,424,193) 12,575,807
.....27804	95-2676519	Drive Insurance Company 12,000,000 (282,240,971) (88,020,448) 34,828,229 (323,433,190) 489,689,313
.....	84-3633213	358 Ventures, Inc. (4,782,494) (4,782,494)
.....	87-4036792	Progressive Next Inc. (11,701,551) (11,701,551)
.....	59-3491541	ARX Holding Corp 12,500,000 (36,000,000) (7,570) (23,507,570)
.....10872	59-3459912	American Strategic Insurance Corp 80,000,000 (126,558,625) 82,204,803 * 35,646,178 (429,903,101)
.....11059	75-2904629	ASI Lloyds 30,000,000 (9,249,931) (8,988,646) * 11,761,423
.....13038	26-1142659	Progressive Property Insurance Company (16,000,000) (1,196,910) (9,615,344) * (26,812,254)
.....12196	20-1284676	ASI Assurance Corp (12,500,000) (14,000,000) (392,333) (441,614) * (27,333,947)
.....11072	56-2512990	ASI Home Insurance Corp 3,000,000 (5,540,211) (1,046,070) * (3,586,281)
.....13142	26-1996532	ASI Preferred Insurance Corp (50,000,000) (33,396,803) (114,613,129) (198,009,932) 429,903,101
.....14042	27-3421622	ASI Select Insurance Corp 3,000,000 (8,916,180) * (5,916,180)
.....	11-3644072	Sunshine Security Insurance Agency Inc. 88,341 88,341
.....	35-0160330	Protective Insurance Corporation (25,491) (25,491)
.....12416	35-6021485	Protective Insurance Company (145,954) (1,011,528) (1,157,482) (5,238,879)
.....40460	35-1524574	Sagamore Insurance Company (7,201,661) 3,261,496 (3,940,165) 8,489,445
.....13149	26-1865258	Protective Specialty Insurance Company (486,650) (1,795,154) (2,281,804) (3,991,135)
.....	35-1864904	B&L Insurance, LTD 52,045,186 52,045,186 740,569
.....	26-0327941	B&L Brokerage Services, Inc. 1,162,095 1,162,095
9999999 Control Totals			XXX

ANNUAL STATEMENT FOR THE YEAR 2023 OF THE PROGRESSIVE MAX INSURANCE COMPANY

24260	Progressive Casualty Insurance Company	49.00%	16322	Progressive Direct Insurance Company	77.00%
24252	Progressive American Insurance Company	2.00%	24279	Progressive Max Insurance Company	6.00%
32786	Progressive Specialty Insurance Company	7.00%	21735	Progressive Premier Insurance Company of Illinois	2.00%
38784	Progressive Southeastern Insurance Company	1.00%	21727	Progressive Universal Insurance Company	4.00%
38628	Progressive Northern Insurance Company	12.00%	37605	Progressive Marathon Insurance Company	6.00%
37834	Progressive Preferred Insurance Company	6.00%	44695	Progressive Paloverde Insurance Company	0.50%
42412	Progressive Gulf Insurance Company	2.00%	11851	Progressive Advanced Insurance Company	4.00%
42919	Progressive Northwestern Insurance Company	12.00%	44288	Progressive Choice Insurance Company	0.50%
42994	Progressive Classic Insurance Company	3.00%			
17350	Progressive Bayside Insurance Company	0.50%	10872	American Strategic Insurance Corp	76.50%
35190	Progressive Mountain Insurance Company	1.00%	11059	ASI Lloyds	17.00%
10187	Progressive Michigan Insurance Company	4.00%	11072	ASI Home Insurance Corp	2.00%
12302	Progressive Freedom Insurance Company	0.50%	14042	ASI Select Insurance Corp	2.00%
			13038	Progressive Property Insurance Company	2.00%
			12196	ASI Assurance Corp	0.50%

Detailed Explanation

For the above listed companies, see Annual Statement Footnote 26 for further information.

ANNUAL STATEMENT FOR THE YEAR 2023 OF THE PROGRESSIVE MAX INSURANCE COMPANY

SCHEDULE Y

PART 3 - ULTIMATE CONTROLLING PARTY AND LISTING OF OTHER U.S. INSURANCE GROUPS OR ENTITIES UNDER THAT ULTIMATE CONTROLLING PARTY'S CONTROL

1	2	3	4	5	6	7	8
		Ownership Percentage Column 2 of Column 1	Granted Disclaimer of Control\ Affiliation of Column 2 Over Column 1 (Yes/No)		U.S. Insurance Groups or Entities Controlled by Column 5	Ownership Percentage (Column 5 of Column 6)	Granted Disclaimer of Control\ Affiliation of Column 5 Over Column 6 (Yes/No)
Insurers in Holding Company	Owners with Greater Than 10% Ownership			Ultimate Controlling Party			
Progressive Casualty Insurance Company	Progressive Agency Holdings, Inc.	100.000	NO.....	The Progressive Corporation	Progressive Insurance Group	100.000	NO.....
Progressive American Insurance Company	Progressive Agency Holdings, Inc.	100.000	NO.....	The Progressive Corporation	Progressive Insurance Group	100.000	NO.....
Progressive Specialty Insurance Company	Progressive Casualty Insurance Company	100.000	NO.....	The Progressive Corporation	Progressive Insurance Group	100.000	NO.....
Progressive Southeastern Insurance Company	Progressive Agency Holdings, Inc.	100.000	NO.....	The Progressive Corporation	Progressive Insurance Group	100.000	NO.....
Progressive Northern Insurance Company	Progressive Agency Holdings, Inc.	100.000	NO.....	The Progressive Corporation	Progressive Insurance Group	100.000	NO.....
Progressive Preferred Insurance Company	Progressive Agency Holdings, Inc.	100.000	NO.....	The Progressive Corporation	Progressive Insurance Group	100.000	NO.....
Progressive Gulf Insurance Company	Progressive Casualty Insurance Company	100.000	NO.....	The Progressive Corporation	Progressive Insurance Group	100.000	NO.....
Progressive Northwestern Insurance Company	Progressive Agency Holdings, Inc.	100.000	NO.....	The Progressive Corporation	Progressive Insurance Group	100.000	NO.....
Progressive Classic Insurance Company	Progressive Agency Holdings, Inc.	100.000	NO.....	The Progressive Corporation	Progressive Insurance Group	100.000	NO.....
Progressive Bayside Insurance Company	Progressive Agency Holdings, Inc.	100.000	NO.....	The Progressive Corporation	Progressive Insurance Group	100.000	NO.....
Progressive Mountain Insurance Company	Progressive Agency Holdings, Inc.	100.000	NO.....	The Progressive Corporation	Progressive Insurance Group	100.000	NO.....
Progressive Michigan Insurance Company	Progressive Agency Holdings, Inc.	100.000	NO.....	The Progressive Corporation	Progressive Insurance Group	100.000	NO.....
Progressive County Mutual Insurance Company	NO.....	The Progressive Corporation	Progressive Insurance Group	100.000	NO.....
Drive Insurance Company	The Progressive Corporation	100.000	NO.....	The Progressive Corporation	Progressive Insurance Group	100.000	NO.....
Progressive Security Insurance Company	Progressive Agency Holdings, Inc.	100.000	NO.....	The Progressive Corporation	Progressive Insurance Group	100.000	NO.....
Drive New Jersey Insurance Company	Progressive Agency Holdings, Inc.	100.000	NO.....	The Progressive Corporation	Progressive Insurance Group	100.000	NO.....
Progressive Hawaii Insurance Corp.	Progressive Agency Holdings, Inc.	100.000	NO.....	The Progressive Corporation	Progressive Insurance Group	100.000	NO.....
Progressive Freedom Insurance Company	Progressive Agency Holdings, Inc.	100.000	NO.....	The Progressive Corporation	Progressive Insurance Group	100.000	NO.....
Progressive Commercial Casualty Company	Progressive Agency Holdings, Inc.	100.000	NO.....	The Progressive Corporation	Progressive Insurance Group	100.000	NO.....
Progressive Direct Insurance Company	Progressive Direct Holdings, Inc.	100.000	NO.....	The Progressive Corporation	Progressive Insurance Group	100.000	NO.....
Progressive Max Insurance Company	Progressive Direct Holdings, Inc.	100.000	NO.....	The Progressive Corporation	Progressive Insurance Group	100.000	NO.....
Progressive Paloverde Insurance Company	Progressive Direct Holdings, Inc.	100.000	NO.....	The Progressive Corporation	Progressive Insurance Group	100.000	NO.....
Progressive Premier Insurance Company of Illinois ..	Progressive Direct Holdings, Inc.	100.000	NO.....	The Progressive Corporation	Progressive Insurance Group	100.000	NO.....
Progressive Universal Insurance Company	Progressive Direct Holdings, Inc.	100.000	NO.....	The Progressive Corporation	Progressive Insurance Group	100.000	NO.....
Progressive Marathon Insurance Company	Progressive Direct Holdings, Inc.	100.000	NO.....	The Progressive Corporation	Progressive Insurance Group	100.000	NO.....
Progressive Select Insurance Company	Progressive Direct Holdings, Inc.	100.000	NO.....	The Progressive Corporation	Progressive Insurance Group	100.000	NO.....
Progressive Choice Insurance Company	Progressive Direct Holdings, Inc.	100.000	NO.....	The Progressive Corporation	Progressive Insurance Group	100.000	NO.....
Progressive Advanced Insurance Company	Progressive Direct Holdings, Inc.	100.000	NO.....	The Progressive Corporation	Progressive Insurance Group	100.000	NO.....
Progressive Garden State Insurance Company	Progressive Direct Holdings, Inc.	100.000	NO.....	The Progressive Corporation	Progressive Insurance Group	100.000	NO.....
Mountain Laurel Assurance Company	Progressive Direct Holdings, Inc.	100.000	NO.....	The Progressive Corporation	Progressive Insurance Group	100.000	NO.....
United Financial Casualty Company	Progressive Commercial Holdings, Inc.	100.000	NO.....	The Progressive Corporation	Progressive Insurance Group	100.000	NO.....
National Continental Insurance Company	Progressive Commercial Holdings, Inc.	100.000	NO.....	The Progressive Corporation	Progressive Insurance Group	100.000	NO.....
Artisan and Truckers Casualty Company	Progressive Commercial Holdings, Inc.	100.000	NO.....	The Progressive Corporation	Progressive Insurance Group	100.000	NO.....
Progressive Express Insurance Company	Progressive Commercial Holdings, Inc.	100.000	NO.....	The Progressive Corporation	Progressive Insurance Group	100.000	NO.....
Blue Hill Specialty Insurance Company, Inc.	Progressive Commercial Holdings, Inc.	100.000	NO.....	The Progressive Corporation	Progressive Insurance Group	100.000	NO.....
American Strategic Insurance Corp	ARX Holding Corp.	100.000	NO.....	The Progressive Corporation	Progressive Insurance Group	100.000	NO.....
ASI Lloyds	NO.....	The Progressive Corporation	Progressive Insurance Group	100.000	NO.....
Progressive Property Insurance Company	ARX Holding Corp.	100.000	NO.....	The Progressive Corporation	Progressive Insurance Group	100.000	NO.....
ASI Assurance Corp	ARX Holding Corp.	100.000	NO.....	The Progressive Corporation	Progressive Insurance Group	100.000	NO.....
ASI Home Insurance Corp	ARX Holding Corp.	100.000	NO.....	The Progressive Corporation	Progressive Insurance Group	100.000	NO.....
ASI Preferred Insurance Corp	ARX Holding Corp.	100.000	NO.....	The Progressive Corporation	Progressive Insurance Group	100.000	NO.....
ASI Select Insurance Corp	ARX Holding Corp.	100.000	NO.....	The Progressive Corporation	Progressive Insurance Group	100.000	NO.....
Protective Insurance Company	Protective Insurance Corporation	100.000	NO.....	The Progressive Corporation	Progressive Insurance Group	100.000	NO.....
.....	Progressive Commercial Holdings, Inc.	100.000	NO.....	The Progressive Corporation	Progressive Insurance Group	100.000	NO.....
Sagamore Insurance Company	Protective Insurance Company	100.000	NO.....	The Progressive Corporation	Progressive Insurance Group	100.000	NO.....

SCHEDULE Y

PART 3 - ULTIMATE CONTROLLING PARTY AND LISTING OF OTHER U.S. INSURANCE GROUPS OR ENTITIES UNDER THAT ULTIMATE CONTROLLING PARTY'S CONTROL

1	2	3	4	5	6	7	8
Insurers in Holding Company	Owners with Greater Than 10% Ownership	Ownership Percentage Column 2 of Column 1	Granted Disclaimer of Control\ Affiliation of Column 2 Over Column 1 (Yes/No)	Ultimate Controlling Party	U.S. Insurance Groups or Entities Controlled by Column 5	Ownership Percentage (Column 5 of Column 6)	Granted Disclaimer of Control\ Affiliation of Column 5 Over Column 6 (Yes/No)
Protective Specialty Insurance Company	Protective Insurance Company	100.000 NO.....	The Progressive Corporation	Progressive Insurance Group	100.000 NO.....
Progressive Life Insurance Company	The Progressive Corporation	100.000 NO.....	The Progressive Corporation	Progressive Insurance Group	100.000 NO.....

ANNUAL STATEMENT FOR THE YEAR 2023 OF THE PROGRESSIVE MAX INSURANCE COMPANY

SUPPLEMENTAL EXHIBITS AND SCHEDULES INTERROGATORIES

REQUIRED FILINGS

The following supplemental reports are required to be filed as part of your statement filing unless specifically waived by the domiciliary state. However, in the event that your domiciliary state waives the filing requirement, your response of **WAIVED** to the specific interrogatory will be accepted in lieu of filing a “NONE” report and a bar code will be printed below. If the supplement is required of your company but is not being filed for whatever reason enter **SEE EXPLANATION** and provide an explanation following the interrogatory questions.

		Responses
MARCH FILING		
1.	Will an actuarial opinion be filed by March 1?	YES
2.	Will the Supplemental Compensation Exhibit be filed with the state of domicile by March 1?	YES
3.	Will the confidential Risk-based Capital Report be filed with the NAIC by March 1?.....	YES
4.	Will the confidential Risk-based Capital Report be filed with the state of domicile, if required by March 1?.....	YES
APRIL FILING		
5.	Will the Insurance Expense Exhibit be filed with the state of domicile and the NAIC by April 1?	YES
6.	Will Management’s Discussion and Analysis be filed by April 1?	YES
7.	Will the Supplemental Investment Risk Interrogatories be filed by April 1?	YES
MAY FILING		
8.	Will this company be included in a combined annual statement which is filed with the NAIC by May 1?	YES
JUNE FILING		
9.	Will an audited financial report be filed by June 1?	YES
10.	Will Accountant's Letter of Qualifications be filed with the state of domicile and electronically with the NAIC by June 1?	YES

SUPPLEMENTAL FILINGS

The following supplemental reports are required to be filed as part of your annual statement filing **if your company is engaged in the type of business covered by the supplement. However, in the event that your company does not transact the type of business for which the special report must be filed, your response of NO to the specific interrogatory will be accepted in lieu of filing a “NONE” report and a bar code will be printed below.** If the supplement is required of your company but is not being filed for whatever reason enter **SEE EXPLANATION** and provide an explanation following the interrogatory questions.


















MARCH FILING		
11.	Will Schedule SIS (Stockholder Information Supplement) be filed with the state of domicile by March 1?	NO
12.	Will the Financial Guaranty Insurance Exhibit be filed by March 1?.....	NO
13.	Will the Medicare Supplement Insurance Experience Exhibit be filed with the state of domicile and the NAIC by March 1?.....	NO
14.	Will Supplement A to Schedule T (Medical Professional Liability Supplement) be filed by March 1?	NO
15.	Will the Trusteed Surplus Statement be filed with the state of domicile and the NAIC by March 1?	NO
16.	Will the Premiums Attributed to Protected Cells Exhibit be filed by March 1?	NO
17.	Will the Reinsurance Summary Supplemental Filing for General Interrogatory 9 be filed with the state of domicile and the NAIC by March 1? ...	NO
18.	Will the Medicare Part D Coverage Supplement be filed with the state of domicile and the NAIC by March 1?.....	NO
19.	Will the confidential Actuarial Opinion Summary be filed with the state of domicile, if required, by March 15 (or the date otherwise specified)?..	YES
20.	Will the Reinsurance Attestation Supplement be filed with the state of domicile and the NAIC by March 1?	YES
21.	Will the Exceptions to the Reinsurance Attestation Supplement be filed with the state of domicile by March 1?	NO
22.	Will the Bail Bond Supplement be filed with the state of domicile and the NAIC by March 1?	NO
23.	Will the Director and Officer Insurance Coverage Supplement be filed with the state of domicile and the NAIC by March 1?	NO
24.	Will an approval from the reporting entity’s state of domicile for relief related to the five-year rotation requirement for lead audit partner be filed electronically with the NAIC by March 1?	NO
25.	Will an approval from the reporting entity’s state of domicile for relief related to the one-year cooling off period for independent CPA be filed electronically with the NAIC by March 1?	NO
26.	Will an approval from the reporting entity’s state of domicile for relief related to the Requirements for Audit Committees be filed electronically with the NAIC by March 1?.....	NO
27.	Will the Supplemental Schedule for Reinsurance Counterparty Reporting Exception - Asbestos and Pollution Contracts be filed with the state of domicile and the NAIC by March 1?.....	NO
28.	Will the Exhibit of Other Liabilities by Lines of Business be filed with the state of domicile and the NAIC by March 1?.....	YES
29.	Will the Market Conduct Annual Statement (MCAS) Premium Exhibit for Year be filed with appropriate jurisdictions and with the NAIC by March 1?.....	YES
APRIL FILING		
30.	Will the Credit Insurance Experience Exhibit be filed with the state of domicile and the NAIC by April 1?	NO
31.	Will the Long-term Care Experience Reporting Forms be filed with the state of domicile and the NAIC by April 1?	NO
32.	Will the Accident and Health Policy Experience Exhibit be filed by April 1?	NO
33.	Will the Supplemental Health Care Exhibit (Parts 1 and 2) be filed with the state of domicile and the NAIC by April 1?	NO
34.	Will the Cybersecurity and Identity Theft Insurance Coverage Supplement be filed with the state of domicile and the NAIC by April 1?	NO
35.	Will the Life, Health & Annuity Guaranty Association Assessable Premium Exhibit - Parts 1 and 2 be filed with the state of domicile and the NAIC by April 1?	NO
36.	Will the Private Flood Insurance Supplement be filed with the state of domicile and the NAIC by April 1?	NO
37.	Will the Mortgage Guaranty Insurance Exhibit be filed with the state of domicile and the NAIC by April 1?	NO
AUGUST FILING		
38.	Will Management’s Report of Internal Control Over Financial Reporting be filed with the state of domicile by August 1?	YES
Explanations:		
11.		
12.		
13.		
14.		
15.		
16.		
17.		
18.		
21.		
22.		
23.		
24.		
25.		
26.		
27.		
30.		
31.		
32.		
33.		
34.		
35.		
36.		
37.		

Bar Codes:

11.	SIS Stockholder Information Supplement [Document Identifier 420]	
12.	Financial Guaranty Insurance Exhibit [Document Identifier 240]	
13.	Medicare Supplement Insurance Experience Exhibit [Document Identifier 360]	
14.	Supplement A to Schedule T [Document Identifier 455]	
15.	Trusteed Surplus Statement [Document Identifier 490]	
16.	Premiums Attributed to Protected Cells Exhibit [Document Identifier 385]	

ANNUAL STATEMENT FOR THE YEAR 2023 OF THE PROGRESSIVE MAX INSURANCE COMPANY

SUPPLEMENTAL EXHIBITS AND SCHEDULES INTERROGATORIES

17.	Reinsurance Summary Supplemental Filing [Document Identifier 401]	 2 4 2 7 9 2 0 2 3 4 0 1 0 0 0 0 0
18.	Medicare Part D Coverage Supplement [Document Identifier 365]	 2 4 2 7 9 2 0 2 3 3 6 5 0 0 0 0 0
21.	Exceptions to the Reinsurance Attestation Supplement [Document Identifier 400]	 2 4 2 7 9 2 0 2 3 4 0 0 0 0 0 0 0
22.	Bail Bond Supplement [Document Identifier 500]	 2 4 2 7 9 2 0 2 3 5 0 0 0 0 0 0 0
23.	Director and Officer Insurance Coverage Supplement [Document Identifier 505]	 2 4 2 7 9 2 0 2 3 5 0 5 0 0 0 0 0
24.	Relief from the five-year rotation requirement for lead audit partner [Document Identifier 224]	 2 4 2 7 9 2 0 2 3 2 2 4 0 0 0 0 0
25.	Relief from the one-year cooling off period for independent CPA [Document Identifier 225]	 2 4 2 7 9 2 0 2 3 2 2 5 0 0 0 0 0
26.	Relief from the Requirements for Audit Committees [Document Identifier 226]	 2 4 2 7 9 2 0 2 3 2 2 6 0 0 0 0 0
27.	Reinsurance Counterparty Reporting Exception – Asbestos and Pollution Contracts [Document Identifier 555]	 2 4 2 7 9 2 0 2 3 5 5 5 0 0 0 0 0
30.	Credit Insurance Experience Exhibit [Document Identifier 230]	 2 4 2 7 9 2 0 2 3 2 3 0 0 0 0 0 0
31.	Long-Term Care Experience Reporting Forms [Document Identifier 306]	 2 4 2 7 9 2 0 2 3 3 0 6 0 0 0 0 0
32.	Accident and Health Policy Experience Exhibit [Document Identifier 210]	 2 4 2 7 9 2 0 2 3 2 1 0 0 0 0 0 0
33.	Supplemental Health Care Exhibit (Parts 1 and 2) [Document Identifier 216]	 2 4 2 7 9 2 0 2 3 2 1 6 0 0 0 0 0
34.	Cybersecurity and Identity Theft Insurance Coverage Supplement [Document Identifier 550]	 2 4 2 7 9 2 0 2 3 5 5 0 0 0 0 0 0
35.	Life, Health & Annuity Guaranty Association Assessable Premium Exhibit - Parts 1 and 2 [Document Identifier 290]	 2 4 2 7 9 2 0 2 3 2 9 0 0 0 0 0 0
36.	Private Flood Insurance Supplement [Document Identifier 560]	 2 4 2 7 9 2 0 2 3 5 6 0 0 0 0 0 0
37.	Will the Mortgage Guaranty Insurance Exhibit [Document Identifier 565]	 2 4 2 7 9 2 0 2 3 5 6 5 0 0 0 0 0

NONE



SUPPLEMENT FOR THE YEAR 2023 OF THE PROGRESSIVE MAX INSURANCE COMPANY

EXHIBIT OF OTHER LIABILITIES BY LINES OF BUSINESS

AS REPORTED ON LINE 17 OF THE EXHIBIT OF PREMIUMS AND LOSSES

(To Be Filed by March 1)

NAIC Group Code 0155

NAIC Company Code 24279

	Direct Business Only			
	Prior Year	Current Year		
	1	2	3	4
	Written Premium	Written Premium	Losses Paid (deducting salvage)	Losses Unpaid (Case Base)
1. Completed operations				
2. Errors & omissions (E&O)				
3. Directors & officers (D&O)				
4. Environmental liability				
5. Excess workers' compensation				
6. Commercial excess & umbrella				
7. Personal umbrella				
8. Employment liability				
9. Aggregate write-ins for facilities & premises (CGL)	443,978	424,129	378,709	493,848
10. Internet & cyber liability				
11. Aggregate write-ins for other	150,419	141,873		
12. Total ASL 17 - other liability (sum of Lines 1 through 11)	594,397	566,002	378,709	493,848
DETAILS OF WRITE-INS				
0901. Comprehensive Personal Liability				
0902. Premises and Operations Liability	95,794	89,044	619	6,683
0903. Commercial General Liability	348,184	335,085	378,091	487,166
0998. Summary of remaining write-ins for Line 9 from overflow page				
0999. Totals (Lines 0901 thru 0903 plus 0998)(Line 9 above)	443,978	424,129	378,709	493,848
1101. Boaters	149,735	141,128		
1102. Motorist	684	744		
1103. Other				
1198. Summary of remaining write-ins for Line 11 from overflow page				
1199. Totals (Lines 1101 thru 1103 plus 1198)(Line 11 above)	150,419	141,873		

SUPPLEMENT FOR THE YEAR 2023 OF THE PROGRESSIVE MAX INSURANCE COMPANY

OVERFLOW PAGE FOR WRITE-INS

Additional Write-ins for Exhibit of Other Liabilities by Lines of Business Line 9

	Direct Business Only			
	Prior Year	Current Year		
	1	2	3	4
	Written Premium	Written Premium	Losses Paid (deducting salvage)	Losses Unpaid (Case Base)
0904.
0997. Summary of remaining write-ins for Line 9 from overflow page				

Additional Write-ins for Exhibit of Other Liabilities by Lines of Business Line11

	Direct Business Only			
	Prior Year	Current Year		
	1	2	3	4
	Written Premium	Written Premium	Losses Paid (deducting salvage)	Losses Unpaid (Case Base)
1104.
1197. Summary of remaining write-ins for Line 11 from overflow page				



SUPPLEMENT FOR THE YEAR 2023 OF THE PROGRESSIVE MAX INSURANCE COMPANY

MARKET CONDUCT ANNUAL STATEMENT (MCAS) PREMIUM EXHIBIT FOR YEAR

For The Year Ended December 31, 2023
(To Be Filed by March 1)

FOR THE STATE OF: Missouri

NAIC Group Code 0155NAIC Company Code 24279

MCAS LINE OF BUSINESS		MCAS Reportable Premium/Considerations (Yes/No)
1.	Disability Income	
2.	Health	
3.	Homeowners	NO
4.	Individual Annuity	
5.	Individual Life	
6.	Lender-Placed Home and Auto	
7.	Long-Term Care	
8.	Other Health	
9.	Private Flood	
10.	Private Passenger Auto	YES
11.	Short-Term Limited Duration Health Plans	
12.	Travel	



SUPPLEMENT FOR THE YEAR 2023 OF THE PROGRESSIVE MAX INSURANCE COMPANY

MARKET CONDUCT ANNUAL STATEMENT (MCAS) PREMIUM EXHIBIT FOR YEAR

For The Year Ended December 31, 2023
(To Be Filed by March 1)

FOR THE STATE OF: Rhode Island

NAIC Group Code 0155

NAIC Company Code 24279

MCAS LINE OF BUSINESS	MCAS Reportable Premium/Considerations (Yes/No)
1. Disability Income	
2. Health	
3. Homeowners	NO
4. Individual Annuity	
5. Individual Life	
6. Lender-Placed Home and Auto	
7. Long-Term Care	
8. Other Health	
9. Private Flood	
10. Private Passenger Auto	YES
11. Short-Term Limited Duration Health Plans	
12. Travel	



SUPPLEMENT FOR THE YEAR 2023 OF THE PROGRESSIVE MAX INSURANCE COMPANY

MARKET CONDUCT ANNUAL STATEMENT (MCAS) PREMIUM EXHIBIT FOR YEAR

For The Year Ended December 31, 2023
(To Be Filed by March 1)

FOR THE STATE OF: South Carolina

NAIC Group Code0155

NAIC Company Code24279

MCAS LINE OF BUSINESS	MCAS Reportable Premium/Considerations (Yes/No)
1. Disability Income	
2. Health	
3. Homeowners	NO
4. Individual Annuity	
5. Individual Life	
6. Lender-Placed Home and Auto	
7. Long-Term Care	
8. Other Health	
9. Private Flood	
10. Private Passenger Auto	YES
11. Short-Term Limited Duration Health Plans	
12. Travel	



SUPPLEMENT FOR THE YEAR 2023 OF THE PROGRESSIVE MAX INSURANCE COMPANY

MARKET CONDUCT ANNUAL STATEMENT (MCAS) PREMIUM EXHIBIT FOR YEAR

For The Year Ended December 31, 2023
(To Be Filed by March 1)

FOR THE STATE OF: Washington

NAIC Group Code 0155 NAIC Company Code 24279

MCAS LINE OF BUSINESS	MCAS Reportable Premium/Considerations (Yes/No)
1. Disability Income	
2. Health	
3. Homeowners	NO
4. Individual Annuity	
5. Individual Life	
6. Lender-Placed Home and Auto	
7. Long-Term Care	
8. Other Health	
9. Private Flood	
10. Private Passenger Auto	YES
11. Short-Term Limited Duration Health Plans	
12. Travel	



SUPPLEMENT FOR THE YEAR 2023 OF THE PROGRESSIVE MAX INSURANCE COMPANY

MARKET CONDUCT ANNUAL STATEMENT (MCAS) PREMIUM EXHIBIT FOR YEAR

For The Year Ended December 31, 2023
(To Be Filed by March 1)

FOR THE STATE OF: West Virginia

NAIC Group Code0155

NAIC Company Code24279

MCAS LINE OF BUSINESS	MCAS Reportable Premium/Considerations (Yes/No)
1. Disability Income	
2. Health	
3. Homeowners	NO
4. Individual Annuity	
5. Individual Life	
6. Lender-Placed Home and Auto	
7. Long-Term Care	
8. Other Health	
9. Private Flood	
10. Private Passenger Auto	YES
11. Short-Term Limited Duration Health Plans	
12. Travel	