



PROPERTY AND CASUALTY COMPANIES - ASSOCIATION EDITION

ANNUAL STATEMENT  
FOR THE YEAR ENDED DECEMBER 31, 2023  
OF THE CONDITION AND AFFAIRS OF THE  
Vanliner Insurance Company

|                                       |  |                 |                   |  |                      |            |
|---------------------------------------|--|-----------------|-------------------|--|----------------------|------------|
| NAIC Group Code                       | 0084<br>(Current)  | 0084<br>(Prior) | NAIC Company Code | 21172  | Employer's ID Number | 86-0114294 |
| Organized under the Laws of           | Ohio   |                 |                   | State of Domicile or Port of Entry                                     |                      | OH         |
| Country of Domicile                   | United States of America   |                 |                   |  |                      |            |
| Incorporated/Organized                | 04/16/1953   |                 |                   | Commenced Business   |                      | 04/01/1954 |
| Statutory Home Office                 | 3250 Interstate Drive<br>(Street and Number)                           |                 |                   | Richfield, OH, US 44286<br>(City or Town, State, Country and Zip Code) |                      |            |
| Main Administrative Office            | 3250 Interstate Drive<br>(Street and Number)                           |                 |                   | 330-659-8900<br>(Area Code) (Telephone Number)                         |                      |            |
|                                       | Richfield, OH, US 44286<br>(City or Town, State, Country and Zip Code) |                 |                   | 330-659-8900<br>(Area Code) (Telephone Number)                         |                      |            |
| Mail Address                          | 3250 Interstate Drive<br>(Street and Number or P.O. Box)               |                 |                   | Richfield, OH, US 44286<br>(City or Town, State, Country and Zip Code) |                      |            |
| Primary Location of Books and Records | 3250 Interstate Drive<br>(Street and Number)                           |                 |                   | 330-659-8900<br>(Area Code) (Telephone Number)                         |                      |            |
|                                       | Richfield, OH, US 44286<br>(City or Town, State, Country and Zip Code) |                 |                   | 330-659-8900<br>(Area Code) (Telephone Number)                         |                      |            |
| Internet Website Address              | www.vanliner.com   |                 |                   |  |                      |            |
| Statutory Statement Contact           | Leah Marie Blazek<br>(Name)  |                 |                   | 330-659-8900-5498<br>(Area Code) (Telephone Number)                    |                      |            |
|                                       | Leah.Blazek@natl.com<br>(E-mail Address)                               |                 |                   | 330-659-8904<br>(FAX Number)   |                      |            |

OFFICERS

|           |                          |  |                        |
|-----------|--------------------------|--|------------------------|
| President | Colleen Frances Shepherd | Senior VP, Chief Financial Officer & Treasurer | Julie Ann McGraw       |
| Secretary | Matthew David Felvus     | Senior Vice President                          | Stephen Edward Winborn |

OTHER

|  |  |  |
|--|--|--|
| Gary Norman Monda, VP, Chief Investment Officer, & Assistant Treasurer | Scott Edward Noerr, Senior VP, Chief Information Officer | Magdalena Franziska Kulik Grossman, Chief Compliance Officer |
| Anthony Gerald Prinzo, Vice President                                  | Keith Raymond Boyle #, Senior Vice President             | David Bernard Slisz, Assistant Vice President                |
| Jeannine Eileen Novak, Vice President                                  | Matthew John Stevens, Assistant Treasurer                | Robert Jude Zbacnik, Assistant Treasurer                     |
| Stephen Charles Beraha, Assistant Secretary                            | Ryan Edward Herrmann, Assistant Vice President           | Leah Marie Blazek, Assistant Vice President                  |
| Kelli Diana Johnson, Assistant Vice President                          |  |  |

DIRECTORS OR TRUSTEES

|                             |                         |                     |
|-----------------------------|-------------------------|---------------------|
| Michael Eugene Sullivan Jr. | Brian Scott Hertzman    | Michelle Ann Gillis |
| David Lawrence Thompson Jr. | Anthony Joseph Mercurio |                     |

State of Ohio SS  
County of Summit

The officers of this reporting entity being duly sworn, each depose and say that they are the described officers of said reporting entity, and that on the reporting period stated above, all of the herein described assets were the absolute property of the said reporting entity, free and clear from any liens or claims thereon, except as herein stated, and that this statement, together with related exhibits, schedules and explanations therein contained, annexed or referred to, is a full and true statement of all the assets and liabilities and of the condition and affairs of the said reporting entity as of the reporting period stated above, and of its income and deductions therefrom for the period ended, and have been completed in accordance with the NAIC Annual Statement Instructions and Accounting Practices and Procedures manual except to the extent that: (1) state law may differ; or, (2) that state rules or regulations require differences in reporting not related to accounting practices and procedures, according to the best of their information, knowledge and belief, respectively. Furthermore, the scope of this attestation by the described officers also includes the related corresponding electronic filing with the NAIC, when required, that is an exact copy (except for formatting differences due to electronic filing) of the enclosed statement. The electronic filing may be requested by various regulators in lieu of or in addition to the enclosed statement.

|  |  |  |
|--|--|--|
| Colleen Frances Shepherd<br>President                                | Julie Ann McGraw<br>Senior VP, Chief Financial Officer & Treasurer | Matthew David Felvus<br>Secretary  |
| Subscribed and sworn to before me this<br>16th day of February, 2024 |  | a. Is this an original filing? .....<br>b. If no,<br>1. State the amendment number.....<br>2. Date filed .....<br>3. Number of pages attached..... |
|  |  | Yes [ X ] No [ ]   |



ANNUAL STATEMENT FOR THE YEAR 2023 OF THE VANLINER INSURANCE COMPANY

EXHIBIT OF PREMIUMS AND LOSSES (Statutory Page 14)

NAIC Group Code 0084 BUSINESS IN THE STATE OF Alabama DURING THE YEAR 2023 NAIC Company Code 21172

| Line of Business     |   | Gross Premiums, Including Policy and Membership Fees, Less Return Premiums and Premiums on Policies not Taken |                        | 3  | 4                                | 5                                      | 6                      | 7                    | 8  | 9  | 10   | 11                                 | 12                       |
|----------------------|---|---|------------------------|--|----------------------------------|--|------------------------|----------------------|--|--|--|------------------------------------|--------------------------|
|                      |   | 1   | 2                      |  |                                  |  |                        |                      |  |  |  |                                    |                          |
|                      |   | Direct Premiums Written   | Direct Premiums Earned | Dividends Paid or Credited to Policyholders on Direct Business | Direct Unearned Premium Reserves | Direct Losses Paid (deducting salvage) | Direct Losses Incurred | Direct Losses Unpaid | Direct Defense and Cost Containment Expense Paid | Direct Defense and Cost Containment Expense Incurred | Direct Defense and Cost Containment Expense Unpaid | Commissions and Brokerage Expenses | Taxes, Licenses and Fees |
| 1.                   | Fire .....  | 1,736   | 432                    | 0  | 1,304                            | 0                                      | 88                     | 88                   | 0  | 16   | 16   | 208                                | 0                        |
| 2.1                  | Allied Lines .....  | 1,951   | 485                    | 0  | 1,466                            | 0                                      | 99                     | 99                   | 0  | 18   | 18   | 234                                | 0                        |
| 2.2                  | Multiple Peril Crop .....   | 0   | 0                      | 0  | 0                                | 0                                      | 0                      | 0                    | 0  | 0  | 0  | 0                                  | 0                        |
| 2.3                  | Federal Flood .....   | 0   | 0                      | 0  | 0                                | 0                                      | 0                      | 0                    | 0  | 0  | 0  | 0                                  | 0                        |
| 2.4                  | Private Crop .....  | 0   | 0                      | 0  | 0                                | 0                                      | 0                      | 0                    | 0  | 0  | 0  | 0                                  | 0                        |
| 2.5                  | Private Flood .....   | 0   | 0                      | 0  | 0                                | 0                                      | 0                      | 0                    | 0  | 0  | 0  | 0                                  | 0                        |
| 3.                   | Farmowners Multiple Peril .....                                     | 0   | 0                      | 0  | 0                                | 0                                      | 0                      | 0                    | 0  | 0  | 0  | 0                                  | 0                        |
| 4.                   | Homeowners Multiple Peril .....                                     | 0   | 0                      | 0  | 0                                | 0                                      | 0                      | 0                    | 0  | 0  | 0  | 0                                  | 0                        |
| 5.1                  | Commercial Multiple Peril (Non-Liability Portion) .....             | 9,093   | 10,185                 | 0  | 1,638                            | 0                                      | 210                    | 2,499                | 0  | 978  | 1,183  | 1,445                              | 0                        |
| 5.2                  | Commercial Multiple Peril (Liability Portion) .....                 | 8,360   | 20,220                 | 0  | 2,035                            | 0                                      | (1,613)                | 7,285                | 0  | 267  | 879  | 1,269                              | 0                        |
| 6.                   | Mortgage Guaranty .....   | 0   | 0                      | 0  | 0                                | 0                                      | 0                      | 0                    | 0  | 0  | 0  | 0                                  | 0                        |
| 8.                   | Ocean Marine .....  | 0   | 0                      | 0  | 0                                | 0                                      | 0                      | 0                    | 0  | 0  | 0  | 0                                  | 0                        |
| 9.                   | Inland Marine .....   | 1,286   | 2,879                  | 0  | 186                              | 0                                      | 145                    | 666                  | 0  | (83)   | 43   | 150                                | 0                        |
| 10.                  | Financial Guaranty .....  | 0   | 0                      | 0  | 0                                | 0                                      | 0                      | 0                    | 0  | 0  | 0  | 0                                  | 0                        |
| 11.1                 | Medical Professional Liability - Occurrence .....                   | 0   | 0                      | 0  | 0                                | 0                                      | 0                      | 0                    | 0  | 0  | 0  | 0                                  | 0                        |
| 11.2                 | Medical Professional Liability - Claims-Made .....                  | 0   | 0                      | 0  | 0                                | 0                                      | 0                      | 0                    | 0  | 0  | 0  | 0                                  | 0                        |
| 12.                  | Earthquake .....  | 0   | 0                      | 0  | 0                                | 0                                      | 0                      | 0                    | 0  | 0  | 0  | 0                                  | 0                        |
| 13.1                 | Comprehensive (hospital and medical) ind (b) .....                  | 0   | 0                      | 0  | 0                                | 0                                      | 0                      | 0                    | 0  | 0  | 0  | 0                                  | 0                        |
| 13.2                 | Comprehensive (hospital and medical) group (b) .....                | 0   | 0                      | 0  | 0                                | 0                                      | 0                      | 0                    | 0  | 0  | 0  | 0                                  | 0                        |
| 14.                  | Credit A&H (Group and Individual) .....                             | 0   | 0                      | 0  | 0                                | 0                                      | 0                      | 0                    | 0  | 0  | 0  | 0                                  | 0                        |
| 15.1                 | Vision Only (b).....  | 0   | 0                      | 0  | 0                                | 0                                      | 0                      | 0                    | 0  | 0  | 0  | 0                                  | 0                        |
| 15.2                 | Dental Only (b) .....   | 0   | 0                      | 0  | 0                                | 0                                      | 0                      | 0                    | 0  | 0  | 0  | 0                                  | 0                        |
| 15.3                 | Disability Income (b) .....   | 0   | 0                      | 0  | 0                                | 0                                      | 0                      | 0                    | 0  | 0  | 0  | 0                                  | 0                        |
| 15.4                 | Medicare Supplement (b) .....                                       | 0   | 0                      | 0  | 0                                | 0                                      | 0                      | 0                    | 0  | 0  | 0  | 0                                  | 0                        |
| 15.5                 | Medicaid Title XIX (b) .....  | 0   | 0                      | 0  | 0                                | 0                                      | 0                      | 0                    | 0  | 0  | 0  | 0                                  | 0                        |
| 15.6                 | Medicare Title XVIII (b).....                                       | 0   | 0                      | 0  | 0                                | 0                                      | 0                      | 0                    | 0  | 0  | 0  | 0                                  | 0                        |
| 15.7                 | Long-Term Care (b) .....  | 0   | 0                      | 0  | 0                                | 0                                      | 0                      | 0                    | 0  | 0  | 0  | 0                                  | 0                        |
| 15.8                 | Federal Employees Health Benefits Plan (b) .....                    | 0   | 0                      | 0  | 0                                | 0                                      | 0                      | 0                    | 0  | 0  | 0  | 0                                  | 0                        |
| 15.9                 | Other Health (b) .....  | 0   | 0                      | 0  | 0                                | 0                                      | 0                      | 0                    | 0  | 0  | 0  | 0                                  | 0                        |
| 16.                  | Workers' Compensation .....   | 583,821   | 527,369                | 0  | 228,820                          | 82,160                                 | 33,286                 | 525,649              | 6,252  | (16,896)   | 90,012   | 31,052                             | 0                        |
| 17.1                 | Other Liability - Occurrence .....                                  | 100,923   | 112,130                | 0  | 59,436                           | 34,095                                 | (23,276)               | 208,585              | 0  | 10,759   | 45,057   | 9,747                              | 0                        |
| 17.2                 | Other Liability - Claims-Made .....                                 | 0   | 0                      | 0  | 0                                | 0                                      | 0                      | 0                    | 0  | 0  | 0  | 0                                  | 0                        |
| 17.3                 | Excess Workers' Compensation .....                                  | 0   | 0                      | 0  | 0                                | 0                                      | 0                      | 0                    | 0  | 0  | 0  | 0                                  | 0                        |
| 18.1                 | Products Liability - Occurrence .....                               | 0   | 0                      | 0  | 0                                | 0                                      | 0                      | 0                    | 0  | 0  | 0  | 0                                  | 0                        |
| 18.2                 | Products Liability - Claims-Made .....                              | 0   | 0                      | 0  | 0                                | 0                                      | 0                      | 0                    | 0  | 0  | 0  | 0                                  | 0                        |
| 19.1                 | Private Passenger Auto No-Fault (Personal Injury Protection) .....  | 0   | 0                      | 0  | 0                                | 0                                      | 0                      | 0                    | 0  | 0  | 0  | 0                                  | 0                        |
| 19.2                 | Other Private Passenger Auto Liability .....                        | 0   | 0                      | 0  | 0                                | 0                                      | 0                      | 0                    | 0  | 0  | 0  | 0                                  | 0                        |
| 19.3                 | Commercial Auto No-Fault (Personal Injury Protection) .....         | 0   | 0                      | 0  | 0                                | 0                                      | 0                      | 0                    | 0  | 0  | 0  | 0                                  | 0                        |
| 19.4                 | Other Commercial Auto Liability .....                               | 393,827   | 366,251                | 0  | 114,334                          | 81,009                                 | 706,331                | 903,557              | 3,224  | 23,097   | 69,616   | 19,456                             | 116                      |
| 21.1                 | Private Passenger Auto Physical Damage .....                        | 0   | 0                      | 0  | 0                                | 0                                      | 0                      | 0                    | 0  | 0  | 0  | 0                                  | 0                        |
| 21.2                 | Commercial Auto Physical Damage .....                               | 80,940  | 106,657                | 0  | 8,346                            | 169,382                                | 98,041                 | 13,848               | 0  | (2,147)  | 3,562  | 4,010                              | 0                        |
| 22.                  | Aircraft (all perils) .....   | 0   | 0                      | 0  | 0                                | 0                                      | 0                      | 0                    | 0  | 0  | 0  | 0                                  | 0                        |
| 23.                  | Fidelity .....  | 0   | 0                      | 0  | 0                                | 0                                      | 0                      | 0                    | 0  | 0  | 0  | 0                                  | 0                        |
| 24.                  | Surety .....  | 0   | 0                      | 0  | 0                                | 0                                      | 0                      | 0                    | 0  | 0  | 0  | 0                                  | 0                        |
| 26.                  | Burglary and Theft .....  | 0   | 0                      | 0  | 0                                | 0                                      | 0                      | 0                    | 0  | 0  | 0  | 0                                  | 0                        |
| 27.                  | Boiler and Machinery .....  | 374   | 93                     | 0  | 281                              | 0                                      | 23                     | 23                   | 0  | 4  | 4  | 45                                 | 0                        |
| 28.                  | Credit .....  | 0   | 0                      | 0  | 0                                | 0                                      | 0                      | 0                    | 0  | 0  | 0  | 0                                  | 0                        |
| 29.                  | International .....   | 0   | 0                      | 0  | 0                                | 0                                      | 0                      | 0                    | 0  | 0  | 0  | 0                                  | 0                        |
| 30.                  | Warranty .....  | 0   | 0                      | 0  | 0                                | 0                                      | 0                      | 0                    | 0  | 0  | 0  | 0                                  | 0                        |
| 31.                  | Reins nonproportional assumed property .....                        | XXX   | XXX                    | XXX  | XXX                              | XXX                                    | XXX                    | XXX                  | XXX  | XXX  | XXX  | XXX                                | XXX                      |
| 32.                  | Reins nonproportional assumed liability .....                       | XXX   | XXX                    | XXX  | XXX                              | XXX                                    | XXX                    | XXX                  | XXX  | XXX  | XXX  | XXX                                | XXX                      |
| 33.                  | Reins nonproportional assumed financial lines .....                 | XXX   | XXX                    | XXX  | XXX                              | XXX                                    | XXX                    | XXX                  | XXX  | XXX  | XXX  | XXX                                | XXX                      |
| 34.                  | Aggregate Write-Ins for Other Lines of Business .....               | 0   | 0                      | 0  | 0                                | 0                                      | 0                      | 0                    | 0  | 0  | 0  | 0                                  | 0                        |
| 35.                  | Total (a) .....   | 1,182,311   | 1,146,702              | 0  | 417,846                          | 366,646                                | 813,335                | 1,662,300            | 9,476  | 16,011   | 210,388  | 67,617                             | 116                      |
| DETAILS OF WRITE-INS |   |   |                        |  |                                  |  |                        |                      |  |  |  |                                    |                          |
| 3401.                | .....   |   |                        |  |                                  |  |                        |                      |  |  |  |                                    |                          |
| 3402.                | .....   |   |                        |  |                                  |  |                        |                      |  |  |  |                                    |                          |
| 3403.                | .....   |   |                        |  |                                  |  |                        |                      |  |  |  |                                    |                          |
| 3498.                | Summary of remaining write-ins for Line 34 from overflow page ..... | 0   | 0                      | 0  | 0                                | 0                                      | 0                      | 0                    | 0  | 0  | 0  | 0                                  | 0                        |
| 3499.                | Totals (Lines 3401 thru 3403 plus 3498)(Line 34 above) .....        | 0   | 0                      | 0  | 0                                | 0                                      | 0                      | 0                    | 0  | 0  | 0  | 0                                  | 0                        |

(a) Finance and service charges not included in Lines 1 to 35 \$ 25  
(b) For health business on indicated lines report: Number of persons insured under PPO managed care products 0 and number of persons insured under indemnity only products 0



ANNUAL STATEMENT FOR THE YEAR 2023 OF THE VANLINER INSURANCE COMPANY  
EXHIBIT OF PREMIUMS AND LOSSES (Statutory Page 14)

NAIC Group Code 0084 BUSINESS IN THE STATE OF Alaska DURING THE YEAR 2023 NAIC Company Code 21172

| Line of Business     |   | Gross Premiums, Including<br>Policy and Membership Fees,<br>Less Return Premiums and<br>Premiums on Policies not Taken |                                | 3<br><br>Dividends Paid<br>or Credited to<br>Policyholders<br>on Direct Business | 4<br><br>Direct Unearned<br>Premium Reserves | 5<br><br>Direct Losses Paid<br>(deducting salvage) | 6<br><br>Direct Losses<br>Incurred | 7<br><br>Direct<br>Losses Unpaid | 8<br><br>Direct Defense<br>and Cost<br>Containment<br>Expense Paid | 9<br><br>Direct Defense<br>and Cost<br>Containment<br>Expense Incurred | 10<br><br>Direct Defense<br>and Cost<br>Containment<br>Expense<br>Unpaid | 11<br><br>Commissions<br>and Brokerage<br>Expenses | 12<br><br>Taxes, Licenses<br>and Fees |
|----------------------|---|--|--------------------------------|--|--|--|------------------------------------|----------------------------------|--|--|--|--|---------------------------------------|
|                      |   | 1<br>Direct Premiums<br>Written  | 2<br>Direct Premiums<br>Earned |  |  |  |                                    |                                  |  |  |  |  |                                       |
| 1.                   | Fire .....  | 0  | 0                              | 0  | 0  | 0  | 0                                  | 0                                | 0  | 0  | 0  | 0  | 0                                     |
| 2.1                  | Allied Lines .....  | 0  | 0                              | 0  | 0  | 0  | 0                                  | 0                                | 0  | 0  | 0  | 0  | 0                                     |
| 2.2                  | Multiple Peril Crop .....   | 0  | 0                              | 0  | 0  | 0  | 0                                  | 0                                | 0  | 0  | 0  | 0  | 0                                     |
| 2.3                  | Federal Flood .....   | 0  | 0                              | 0  | 0  | 0  | 0                                  | 0                                | 0  | 0  | 0  | 0  | 0                                     |
| 2.4.                 | Private Crop .....  | 0  | 0                              | 0  | 0  | 0  | 0                                  | 0                                | 0  | 0  | 0  | 0  | 0                                     |
| 2.5                  | Private Flood .....   | 0  | 0                              | 0  | 0  | 0  | 0                                  | 0                                | 0  | 0  | 0  | 0  | 0                                     |
| 3.                   | Farmowners Multiple Peril .....                                     | 0  | 0                              | 0  | 0  | 0  | 0                                  | 0                                | 0  | 0  | 0  | 0  | 0                                     |
| 4.                   | Homeowners Multiple Peril .....                                     | 0  | 0                              | 0  | 0  | 0  | 0                                  | 0                                | 0  | 0  | 0  | 0  | 0                                     |
| 5.1                  | Commercial Multiple Peril (Non-Liability Portion) .....             | 17,719   | 25,702                         | 0  | 6,687  | 0  | (4,159)                            | 10,892                           | 0  | 3,809  | 5,157  | 2,658  | 0                                     |
| 5.2                  | Commercial Multiple Peril (Liability Portion) .....                 | 2,941  | 18,105                         | 0  | 4,118  | 0  | (4,675)                            | 10,021                           | 0  | 198  | 1,209  | 441  | 0                                     |
| 6.                   | Mortgage Guaranty .....   | 0  | 0                              | 0  | 0  | 0  | 0                                  | 0                                | 0  | 0  | 0  | 0  | 0                                     |
| 8.                   | Ocean Marine .....  | 0  | 0                              | 0  | 0  | 0  | 0                                  | 0                                | 0  | 0  | 0  | 0  | 0                                     |
| 9.                   | Inland Marine .....   | 1,653  | 2,421                          | 0  | 593  | 0  | 43                                 | 147                              | 0  | (16)   | 9  | 158  | 0                                     |
| 10.                  | Financial Guaranty .....  | 0  | 0                              | 0  | 0  | 0  | 0                                  | 0                                | 0  | 0  | 0  | 0  | 0                                     |
| 11.1                 | Medical Professional Liability - Occurrence .....                   | 0  | 0                              | 0  | 0  | 0  | 0                                  | 0                                | 0  | 0  | 0  | 0  | 0                                     |
| 11.2                 | Medical Professional Liability - Claims-Made .....                  | 0  | 0                              | 0  | 0  | 0  | 0                                  | 0                                | 0  | 0  | 0  | 0  | 0                                     |
| 12.                  | Earthquake .....  | 0  | 0                              | 0  | 0  | 0  | 0                                  | 0                                | 0  | 0  | 0  | 0  | 0                                     |
| 13.1                 | Comprehensive (hospital and medical) ind (b) .....                  | 0  | 0                              | 0  | 0  | 0  | 0                                  | 0                                | 0  | 0  | 0  | 0  | 0                                     |
| 13.2                 | Comprehensive (hospital and medical) group (b) .....                | 0  | 0                              | 0  | 0  | 0  | 0                                  | 0                                | 0  | 0  | 0  | 0  | 0                                     |
| 14.                  | Credit A&H (Group and Individual) .....                             | 0  | 0                              | 0  | 0  | 0  | 0                                  | 0                                | 0  | 0  | 0  | 0  | 0                                     |
| 15.1                 | Vision Only (b).....  | 0  | 0                              | 0  | 0  | 0  | 0                                  | 0                                | 0  | 0  | 0  | 0  | 0                                     |
| 15.2                 | Dental Only (b) .....   | 0  | 0                              | 0  | 0  | 0  | 0                                  | 0                                | 0  | 0  | 0  | 0  | 0                                     |
| 15.3                 | Disability Income (b) .....   | 0  | 0                              | 0  | 0  | 0  | 0                                  | 0                                | 0  | 0  | 0  | 0  | 0                                     |
| 15.4                 | Medicare Supplement (b) .....                                       | 0  | 0                              | 0  | 0  | 0  | 0                                  | 0                                | 0  | 0  | 0  | 0  | 0                                     |
| 15.5                 | Medicaid Title XIX (b) .....  | 0  | 0                              | 0  | 0  | 0  | 0                                  | 0                                | 0  | 0  | 0  | 0  | 0                                     |
| 15.6                 | Medicare Title XVIII (b).....                                       | 0  | 0                              | 0  | 0  | 0  | 0                                  | 0                                | 0  | 0  | 0  | 0  | 0                                     |
| 15.7                 | Long-Term Care (b) .....  | 0  | 0                              | 0  | 0  | 0  | 0                                  | 0                                | 0  | 0  | 0  | 0  | 0                                     |
| 15.8                 | Federal Employees Health Benefits Plan (b) .....                    | 0  | 0                              | 0  | 0  | 0  | 0                                  | 0                                | 0  | 0  | 0  | 0  | 0                                     |
| 15.9                 | Other Health (b) .....  | 0  | 0                              | 0  | 0  | 0  | 0                                  | 0                                | 0  | 0  | 0  | 0  | 0                                     |
| 16.                  | Workers' Compensation .....   | 463,532  | 555,752                        | 0  | 46,540                                       | 66,100   | (9,461)                            | 546,778                          | 18,264   | (292)  | 74,758   | 23,296   | 229                                   |
| 17.1                 | Other Liability - Occurrence .....                                  | 36,388   | 85,450                         | 0  | 21,346                                       | 0  | (11,021)                           | 69,487                           | 0  | 4,891  | 14,933   | 4,559  | 0                                     |
| 17.2                 | Other Liability - Claims-Made .....                                 | 0  | 0                              | 0  | 0  | 0  | 0                                  | 0                                | 0  | 0  | 0  | 0  | 0                                     |
| 17.3                 | Excess Workers' Compensation .....                                  | 0  | 0                              | 0  | 0  | 0  | 0                                  | 0                                | 0  | 0  | 0  | 0  | 0                                     |
| 18.1                 | Products Liability - Occurrence .....                               | 0  | 0                              | 0  | 0  | 0  | 0                                  | 0                                | 0  | 0  | 0  | 0  | 0                                     |
| 18.2                 | Products Liability - Claims-Made .....                              | 0  | 0                              | 0  | 0  | 0  | 0                                  | 0                                | 0  | 0  | 0  | 0  | 0                                     |
| 19.1                 | Private Passenger Auto No-Fault (Personal Injury Protection) .....  | 0  | 0                              | 0  | 0  | 0  | 0                                  | 0                                | 0  | 0  | 0  | 0  | 0                                     |
| 19.2                 | Other Private Passenger Auto Liability .....                        | 0  | 0                              | 0  | 0  | 0  | 0                                  | 0                                | 0  | 0  | 0  | 0  | 0                                     |
| 19.3                 | Commercial Auto No-Fault (Personal Injury Protection) .....         | 0  | 0                              | 0  | 0  | 0  | 0                                  | 0                                | 0  | 0  | 0  | 0  | 0                                     |
| 19.4                 | Other Commercial Auto Liability .....                               | 82,307   | 157,607                        | 0  | 41,847                                       | 26,126   | 51,840                             | 171,908                          | 0  | 2,239  | 25,979   | 8,830  | 0                                     |
| 21.1                 | Private Passenger Auto Physical Damage .....                        | 0  | 0                              | 0  | 0  | 0  | 0                                  | 0                                | 0  | 0  | 0  | 0  | 0                                     |
| 21.2                 | Commercial Auto Physical Damage .....                               | 16,229   | 31,354                         | 0  | 7,698  | 0  | (4,903)                            | 4,464                            | 0  | (726)  | 1,151  | 1,615  | 6                                     |
| 22.                  | Aircraft (all perils) .....   | 0  | 0                              | 0  | 0  | 0  | 0                                  | 0                                | 0  | 0  | 0  | 0  | 0                                     |
| 23.                  | Fidelity .....  | 0  | 0                              | 0  | 0  | 0  | 0                                  | 0                                | 0  | 0  | 0  | 0  | 0                                     |
| 24.                  | Surety .....  | 0  | 0                              | 0  | 0  | 0  | 0                                  | 0                                | 0  | 0  | 0  | 0  | 0                                     |
| 26.                  | Burglary and Theft .....  | 0  | 0                              | 0  | 0  | 0  | 0                                  | 0                                | 0  | 0  | 0  | 0  | 0                                     |
| 27.                  | Boiler and Machinery .....  | 0  | 0                              | 0  | 0  | 0  | 0                                  | 0                                | 0  | 0  | 0  | 0  | 0                                     |
| 28.                  | Credit .....  | 0  | 0                              | 0  | 0  | 0  | 0                                  | 0                                | 0  | 0  | 0  | 0  | 0                                     |
| 29.                  | International .....   | 0  | 0                              | 0  | 0  | 0  | 0                                  | 0                                | 0  | 0  | 0  | 0  | 0                                     |
| 30.                  | Warranty .....  | 0  | 0                              | 0  | 0  | 0  | 0                                  | 0                                | 0  | 0  | 0  | 0  | 0                                     |
| 31.                  | Reins nonproportional assumed property .....                        | XXX  | XXX                            | XXX  | XXX  | XXX  | XXX                                | XXX                              | XXX  | XXX  | XXX  | XXX  | XXX                                   |
| 32.                  | Reins nonproportional assumed liability .....                       | XXX  | XXX                            | XXX  | XXX  | XXX  | XXX                                | XXX                              | XXX  | XXX  | XXX  | XXX  | XXX                                   |
| 33.                  | Reins nonproportional assumed financial lines .....                 | XXX  | XXX                            | XXX  | XXX  | XXX  | XXX                                | XXX                              | XXX  | XXX  | XXX  | XXX  | XXX                                   |
| 34.                  | Aggregate Write-Ins for Other Lines of Business .....               | 0  | 0                              | 0  | 0  | 0  | 0                                  | 0                                | 0  | 0  | 0  | 0  | 0                                     |
| 35.                  | Total (a) .....   | 620,169  | 876,390                        | 0  | 128,829                                      | 92,227   | 17,662                             | 813,697                          | 18,264   | 10,103   | 123,196  | 41,557   | 235                                   |
| DETAILS OF WRITE-INS |   |  |                                |  |  |  |                                    |                                  |  |  |  |  |                                       |
| 3401.                | .....   |  |                                |  |  |  |                                    |                                  |  |  |  |  |                                       |
| 3402.                | .....   |  |                                |  |  |  |                                    |                                  |  |  |  |  |                                       |
| 3403.                | .....   |  |                                |  |  |  |                                    |                                  |  |  |  |  |                                       |
| 3498.                | Summary of remaining write-ins for Line 34 from overflow page ..... | 0  | 0                              | 0  | 0  | 0  | 0                                  | 0                                | 0  | 0  | 0  | 0  | 0                                     |
| 3499.                | Totals (Lines 3401 thru 3403 plus 3498)(Line 34 above) .....        | 0  | 0                              | 0  | 0  | 0  | 0                                  | 0                                | 0  | 0  | 0  | 0  | 0                                     |

(a) Finance and service charges not included in Lines 1 to 35 \$ .....0  
(b) For health business on indicated lines report: Number of persons insured under PPO managed care products .....0 and number of persons insured under indemnity only products .....0 .



ANNUAL STATEMENT FOR THE YEAR 2023 OF THE VANLINER INSURANCE COMPANY  
EXHIBIT OF PREMIUMS AND LOSSES (Statutory Page 14)

NAIC Group Code 0084 BUSINESS IN THE STATE OF Arizona DURING THE YEAR 2023 NAIC Company Code 21172

| Line of Business     |   | Gross Premiums, Including Policy and Membership Fees, Less Return Premiums and Premiums on Policies not Taken |                        | 3  | 4                                | 5                                      | 6                      | 7                    | 8  | 9  | 10   | 11                                 | 12                       |
|----------------------|---|---|------------------------|--|----------------------------------|--|------------------------|----------------------|--|--|--|------------------------------------|--------------------------|
|                      |   | 1   | 2                      |  |                                  |  |                        |                      |  |  |  |                                    |                          |
|                      |   | Direct Premiums Written   | Direct Premiums Earned | Dividends Paid or Credited to Policyholders on Direct Business | Direct Unearned Premium Reserves | Direct Losses Paid (deducting salvage) | Direct Losses Incurred | Direct Losses Unpaid | Direct Defense and Cost Containment Expense Paid | Direct Defense and Cost Containment Expense Incurred | Direct Defense and Cost Containment Expense Unpaid | Commissions and Brokerage Expenses | Taxes, Licenses and Fees |
| 1.                   | Fire .....  | 0   | 0                      | 0  | 0                                | 0                                      | 0                      | 0                    | 0  | 0  | 0  | 0                                  | 0                        |
| 2.1                  | Allied Lines .....  | 0   | 0                      | 0  | 0                                | 0                                      | 0                      | 0                    | 0  | 0  | 0  | 0                                  | 0                        |
| 2.2                  | Multiple Peril Crop .....   | 0   | 0                      | 0  | 0                                | 0                                      | 0                      | 0                    | 0  | 0  | 0  | 0                                  | 0                        |
| 2.3                  | Federal Flood .....   | 0   | 0                      | 0  | 0                                | 0                                      | 0                      | 0                    | 0  | 0  | 0  | 0                                  | 0                        |
| 2.4                  | Private Crop .....  | 0   | 0                      | 0  | 0                                | 0                                      | 0                      | 0                    | 0  | 0  | 0  | 0                                  | 0                        |
| 2.5                  | Private Flood .....   | 0   | 0                      | 0  | 0                                | 0                                      | 0                      | 0                    | 0  | 0  | 0  | 0                                  | 0                        |
| 3.                   | Farmowners Multiple Peril .....                                     | 0   | 0                      | 0  | 0                                | 0                                      | 0                      | 0                    | 0  | 0  | 0  | 0                                  | 0                        |
| 4.                   | Homeowners Multiple Peril .....                                     | 0   | 0                      | 0  | 0                                | 0                                      | 0                      | 0                    | 0  | 0  | 0  | 0                                  | 0                        |
| 5.1                  | Commercial Multiple Peril (Non-Liability Portion) .....             | 52,396  | 114,174                | 0  | 33,286                           | 14,000                                 | 5,208                  | 41,587               | 0  | 15,178   | 19,689   | 6,408                              | 0                        |
| 5.2                  | Commercial Multiple Peril (Liability Portion) .....                 | 4,888   | 2,478                  | 0  | 2,517                            | 2,445                                  | 2,528                  | 494                  | 0  | 31   | 60   | 647                                | 0                        |
| 6.                   | Mortgage Guaranty .....   | 0   | 0                      | 0  | 0                                | 0                                      | 0                      | 0                    | 0  | 0  | 0  | 0                                  | 0                        |
| 8.                   | Ocean Marine .....  | 0   | 0                      | 0  | 0                                | 0                                      | 0                      | 0                    | 0  | 0  | 0  | 0                                  | 0                        |
| 9.                   | Inland Marine .....   | 6,631   | 12,273                 | 0  | 4,265                            | 9,400                                  | 9,521                  | 1,153                | 0  | (175)  | 74   | 808                                | 0                        |
| 10.                  | Financial Guaranty .....  | 0   | 0                      | 0  | 0                                | 0                                      | 0                      | 0                    | 0  | 0  | 0  | 0                                  | 0                        |
| 11.1                 | Medical Professional Liability - Occurrence .....                   | 0   | 0                      | 0  | 0                                | 0                                      | 0                      | 0                    | 0  | 0  | 0  | 0                                  | 0                        |
| 11.2                 | Medical Professional Liability - Claims-Made .....                  | 0   | 0                      | 0  | 0                                | 0                                      | 0                      | 0                    | 0  | 0  | 0  | 0                                  | 0                        |
| 12.                  | Earthquake .....  | 0   | 0                      | 0  | 0                                | 0                                      | 0                      | 0                    | 0  | 0  | 0  | 0                                  | 0                        |
| 13.1                 | Comprehensive (hospital and medical) ind (b) .....                  | 0   | 0                      | 0  | 0                                | 0                                      | 0                      | 0                    | 0  | 0  | 0  | 0                                  | 0                        |
| 13.2                 | Comprehensive (hospital and medical) group (b) .....                | 0   | 0                      | 0  | 0                                | 0                                      | 0                      | 0                    | 0  | 0  | 0  | 0                                  | 0                        |
| 14.                  | Credit A&H (Group and Individual) .....                             | 0   | 0                      | 0  | 0                                | 0                                      | 0                      | 0                    | 0  | 0  | 0  | 0                                  | 0                        |
| 15.1                 | Vision Only (b).....  | 0   | 0                      | 0  | 0                                | 0                                      | 0                      | 0                    | 0  | 0  | 0  | 0                                  | 0                        |
| 15.2                 | Dental Only (b) .....   | 0   | 0                      | 0  | 0                                | 0                                      | 0                      | 0                    | 0  | 0  | 0  | 0                                  | 0                        |
| 15.3                 | Disability Income (b) .....   | 0   | 0                      | 0  | 0                                | 0                                      | 0                      | 0                    | 0  | 0  | 0  | 0                                  | 0                        |
| 15.4                 | Medicare Supplement (b) .....                                       | 0   | 0                      | 0  | 0                                | 0                                      | 0                      | 0                    | 0  | 0  | 0  | 0                                  | 0                        |
| 15.5                 | Medicaid Title XIX (b) .....  | 0   | 0                      | 0  | 0                                | 0                                      | 0                      | 0                    | 0  | 0  | 0  | 0                                  | 0                        |
| 15.6                 | Medicare Title XVIII (b).....                                       | 0   | 0                      | 0  | 0                                | 0                                      | 0                      | 0                    | 0  | 0  | 0  | 0                                  | 0                        |
| 15.7                 | Long-Term Care (b) .....  | 0   | 0                      | 0  | 0                                | 0                                      | 0                      | 0                    | 0  | 0  | 0  | 0                                  | 0                        |
| 15.8                 | Federal Employees Health Benefits Plan (b) .....                    | 0   | 0                      | 0  | 0                                | 0                                      | 0                      | 0                    | 0  | 0  | 0  | 0                                  | 0                        |
| 15.9                 | Other Health (b) .....  | 0   | 0                      | 0  | 0                                | 0                                      | 0                      | 0                    | 0  | 0  | 0  | 0                                  | 0                        |
| 16.                  | Workers' Compensation .....   | 1,254,686   | 1,205,586              | 0  | 490,318                          | 946,293                                | 1,368,391              | 2,403,202            | 114,740  | 95,066   | 214,728  | 62,654                             | 0                        |
| 17.1                 | Other Liability - Occurrence .....                                  | 62,949  | 273,078                | 0  | 126,064                          | 73,210                                 | 12,356                 | 412,635              | 4,598  | 14,342   | 58,820   | 17,571                             | 0                        |
| 17.2                 | Other Liability - Claims-Made .....                                 | 207   | 499                    | 0  | 126                              | 0                                      | (51)                   | 2,889                | 0  | (27)   | 506  | 16                                 | 0                        |
| 17.3                 | Excess Workers' Compensation .....                                  | 0   | 0                      | 0  | 0                                | 0                                      | 0                      | 0                    | 0  | 0  | 0  | 0                                  | 0                        |
| 18.1                 | Products Liability - Occurrence .....                               | 0   | 0                      | 0  | 0                                | 0                                      | 0                      | 0                    | 0  | 0  | 0  | 0                                  | 0                        |
| 18.2                 | Products Liability - Claims-Made .....                              | 0   | 0                      | 0  | 0                                | 0                                      | 0                      | 0                    | 0  | 0  | 0  | 0                                  | 0                        |
| 19.1                 | Private Passenger Auto No-Fault (Personal Injury Protection) .....  | 0   | 0                      | 0  | 0                                | 0                                      | 0                      | 0                    | 0  | 0  | 0  | 0                                  | 0                        |
| 19.2                 | Other Private Passenger Auto Liability .....                        | 0   | 0                      | 0  | 0                                | 0                                      | 0                      | 0                    | 0  | 0  | 0  | 0                                  | 0                        |
| 19.3                 | Commercial Auto No-Fault (Personal Injury Protection) .....         | 0   | 0                      | 0  | 0                                | 0                                      | (1)                    | 0                    | 0  | 0  | 0  | 0                                  | 0                        |
| 19.4                 | Other Commercial Auto Liability .....                               | 855,959   | 936,757                | 0  | 540,229                          | 1,233,965                              | 507,551                | 1,283,169            | 58,575   | 83,480   | 164,628  | 41,058                             | 0                        |
| 21.1                 | Private Passenger Auto Physical Damage .....                        | 0   | 0                      | 0  | 0                                | 0                                      | 0                      | 0                    | 0  | 0  | 0  | 0                                  | 0                        |
| 21.2                 | Commercial Auto Physical Damage .....                               | 250,485   | 375,149                | 0  | 62,764                           | 105,796                                | 123,517                | 91,395               | (113)  | (2,435)  | 10,166   | 13,089                             | 33                       |
| 22.                  | Aircraft (all perils) .....   | 0   | 0                      | 0  | 0                                | 0                                      | 0                      | 0                    | 0  | 0  | 0  | 0                                  | 0                        |
| 23.                  | Fidelity .....  | 0   | 0                      | 0  | 0                                | 0                                      | 0                      | 0                    | 0  | 0  | 0  | 0                                  | 0                        |
| 24.                  | Surety .....  | 0   | 0                      | 0  | 0                                | 0                                      | 0                      | 0                    | 0  | 0  | 0  | 0                                  | 0                        |
| 26.                  | Burglary and Theft .....  | 0   | 0                      | 0  | 0                                | 0                                      | 0                      | 0                    | 0  | 0  | 0  | 0                                  | 0                        |
| 27.                  | Boiler and Machinery .....  | 0   | 0                      | 0  | 0                                | 0                                      | 0                      | 0                    | 0  | 0  | 0  | 0                                  | 0                        |
| 28.                  | Credit .....  | 0   | 0                      | 0  | 0                                | 0                                      | 0                      | 0                    | 0  | 0  | 0  | 0                                  | 0                        |
| 29.                  | International .....   | 0   | 0                      | 0  | 0                                | 0                                      | 0                      | 0                    | 0  | 0  | 0  | 0                                  | 0                        |
| 30.                  | Warranty .....  | 0   | 0                      | 0  | 0                                | 0                                      | 0                      | 0                    | 0  | 0  | 0  | 0                                  | 0                        |
| 31.                  | Reins nonproportional assumed property .....                        | XXX   | XXX                    | XXX  | XXX                              | XXX                                    | XXX                    | XXX                  | XXX  | XXX  | XXX  | XXX                                | XXX                      |
| 32.                  | Reins nonproportional assumed liability .....                       | XXX   | XXX                    | XXX  | XXX                              | XXX                                    | XXX                    | XXX                  | XXX  | XXX  | XXX  | XXX                                | XXX                      |
| 33.                  | Reins nonproportional assumed financial lines .....                 | XXX   | XXX                    | XXX  | XXX                              | XXX                                    | XXX                    | XXX                  | XXX  | XXX  | XXX  | XXX                                | XXX                      |
| 34.                  | Aggregate Write-Ins for Other Lines of Business .....               | 0   | 0                      | 0  | 0                                | 0                                      | 0                      | 0                    | 0  | 0  | 0  | 0                                  | 0                        |
| 35.                  | Total (a) .....   | 2,488,200   | 2,919,994              | 0  | 1,259,567                        | 2,385,109                              | 2,029,021              | 4,236,505            | 177,800  | 205,460  | 468,672  | 142,251                            | 33                       |
| DETAILS OF WRITE-INS |   |   |                        |  |                                  |  |                        |                      |  |  |  |                                    |                          |
| 3401.                | .....   |   |                        |  |                                  |  |                        |                      |  |  |  |                                    |                          |
| 3402.                | .....   |   |                        |  |                                  |  |                        |                      |  |  |  |                                    |                          |
| 3403.                | .....   |   |                        |  |                                  |  |                        |                      |  |  |  |                                    |                          |
| 3498.                | Summary of remaining write-ins for Line 34 from overflow page ..... | 0   | 0                      | 0  | 0                                | 0                                      | 0                      | 0                    | 0  | 0  | 0  | 0                                  | 0                        |
| 3499.                | Totals (Lines 3401 thru 3403 plus 3498)(Line 34 above) .....        | 0   | 0                      | 0  | 0                                | 0                                      | 0                      | 0                    | 0  | 0  | 0  | 0                                  | 0                        |

(a) Finance and service charges not included in Lines 1 to 35 \$ .....0  
(b) For health business on indicated lines report: Number of persons insured under PPO managed care products .....0 and number of persons insured under indemnity only products .....0 .

19AZ



ANNUAL STATEMENT FOR THE YEAR 2023 OF THE VANLINER INSURANCE COMPANY

EXHIBIT OF PREMIUMS AND LOSSES (Statutory Page 14)

NAIC Group Code 0084 BUSINESS IN THE STATE OF Arkansas DURING THE YEAR 2023 NAIC Company Code 21172

| Line of Business     |   | Gross Premiums, Including<br>Policy and Membership Fees,<br>Less Return Premiums and<br>Premiums on Policies not Taken |                                | 3<br><br>Dividends Paid<br>or Credited to<br>Policyholders<br>on Direct Business | 4<br><br>Direct Unearned<br>Premium Reserves | 5<br><br>Direct Losses Paid<br>(deducting salvage) | 6<br><br>Direct Losses<br>Incurred | 7<br><br>Direct<br>Losses Unpaid | 8<br><br>Direct Defense<br>and Cost<br>Containment<br>Expense Paid | 9<br><br>Direct Defense<br>and Cost<br>Containment<br>Expense Incurred | 10<br><br>Direct Defense<br>and Cost<br>Containment<br>Expense<br>Unpaid | 11<br><br>Commissions<br>and Brokerage<br>Expenses | 12<br><br>Taxes, Licenses<br>and Fees |
|----------------------|---|--|--------------------------------|--|--|--|------------------------------------|----------------------------------|--|--|--|--|---------------------------------------|
|                      |   | 1<br>Direct Premiums<br>Written  | 2<br>Direct Premiums<br>Earned |  |  |  |                                    |                                  |  |  |  |  |                                       |
| 1.                   | Fire .....  | 0  | 0                              | 0  | 0  | 0  | 0                                  | 0                                | 0  | 0  | 0  | 0  | 0                                     |
| 2.1                  | Allied Lines .....  | 0  | 0                              | 0  | 0  | 0  | 0                                  | 0                                | 0  | 0  | 0  | 0  | 0                                     |
| 2.2                  | Multiple Peril Crop .....   | 0  | 0                              | 0  | 0  | 0  | 0                                  | 0                                | 0  | 0  | 0  | 0  | 0                                     |
| 2.3                  | Federal Flood .....   | 0  | 0                              | 0  | 0  | 0  | 0                                  | 0                                | 0  | 0  | 0  | 0  | 0                                     |
| 2.4                  | Private Crop .....  | 0  | 0                              | 0  | 0  | 0  | 0                                  | 0                                | 0  | 0  | 0  | 0  | 0                                     |
| 2.5                  | Private Flood .....   | 0  | 0                              | 0  | 0  | 0  | 0                                  | 0                                | 0  | 0  | 0  | 0  | 0                                     |
| 3.                   | Farmowners Multiple Peril .....                                     | 0  | 0                              | 0  | 0  | 0  | 0                                  | 0                                | 0  | 0  | 0  | 0  | 0                                     |
| 4.                   | Homeowners Multiple Peril .....                                     | 0  | 0                              | 0  | 0  | 0  | 0                                  | 0                                | 0  | 0  | 0  | 0  | 0                                     |
| 5.1                  | Commercial Multiple Peril (Non-Liability Portion) .....             | 0  | 0                              | 0  | 0  | 0  | 0                                  | 0                                | 0  | 0  | 0  | 0  | 0                                     |
| 5.2                  | Commercial Multiple Peril (Liability Portion) .....                 | 0  | 0                              | 0  | 0  | 0  | 0                                  | 0                                | 0  | 0  | 0  | 0  | 0                                     |
| 6.                   | Mortgage Guaranty .....   | 0  | 0                              | 0  | 0  | 0  | 0                                  | 0                                | 0  | 0  | 0  | 0  | 0                                     |
| 8.                   | Ocean Marine .....  | 0  | 0                              | 0  | 0  | 0  | 0                                  | 0                                | 0  | 0  | 0  | 0  | 0                                     |
| 9.                   | Inland Marine .....   | 3,668  | 5,718                          | 0  | 576  | 0  | 135                                | 401                              | 0  | (38)   | 26   | 411  | 0                                     |
| 10.                  | Financial Guaranty .....  | 0  | 0                              | 0  | 0  | 0  | 0                                  | 0                                | 0  | 0  | 0  | 0  | 0                                     |
| 11.1                 | Medical Professional Liability - Occurrence .....                   | 0  | 0                              | 0  | 0  | 0  | 0                                  | 0                                | 0  | 0  | 0  | 0  | 0                                     |
| 11.2                 | Medical Professional Liability - Claims-Made .....                  | 0  | 0                              | 0  | 0  | 0  | 0                                  | 0                                | 0  | 0  | 0  | 0  | 0                                     |
| 12.                  | Earthquake .....  | 0  | 0                              | 0  | 0  | 0  | 0                                  | 0                                | 0  | 0  | 0  | 0  | 0                                     |
| 13.1                 | Comprehensive (hospital and medical) ind (b) .....                  | 0  | 0                              | 0  | 0  | 0  | 0                                  | 0                                | 0  | 0  | 0  | 0  | 0                                     |
| 13.2                 | Comprehensive (hospital and medical) group (b) .....                | 0  | 0                              | 0  | 0  | 0  | 0                                  | 0                                | 0  | 0  | 0  | 0  | 0                                     |
| 14.                  | Credit A&H (Group and Individual) .....                             | 0  | 0                              | 0  | 0  | 0  | 0                                  | 0                                | 0  | 0  | 0  | 0  | 0                                     |
| 15.1                 | Vision Only (b).....  | 0  | 0                              | 0  | 0  | 0  | 0                                  | 0                                | 0  | 0  | 0  | 0  | 0                                     |
| 15.2                 | Dental Only (b) .....   | 0  | 0                              | 0  | 0  | 0  | 0                                  | 0                                | 0  | 0  | 0  | 0  | 0                                     |
| 15.3                 | Disability Income (b) .....   | 0  | 0                              | 0  | 0  | 0  | 0                                  | 0                                | 0  | 0  | 0  | 0  | 0                                     |
| 15.4                 | Medicare Supplement (b) .....                                       | 0  | 0                              | 0  | 0  | 0  | 0                                  | 0                                | 0  | 0  | 0  | 0  | 0                                     |
| 15.5                 | Medicaid Title XIX (b) .....  | 0  | 0                              | 0  | 0  | 0  | 0                                  | 0                                | 0  | 0  | 0  | 0  | 0                                     |
| 15.6                 | Medicare Title XVIII (b).....                                       | 0  | 0                              | 0  | 0  | 0  | 0                                  | 0                                | 0  | 0  | 0  | 0  | 0                                     |
| 15.7                 | Long-Term Care (b) .....  | 0  | 0                              | 0  | 0  | 0  | 0                                  | 0                                | 0  | 0  | 0  | 0  | 0                                     |
| 15.8                 | Federal Employees Health Benefits Plan (b) .....                    | 0  | 0                              | 0  | 0  | 0  | 0                                  | 0                                | 0  | 0  | 0  | 0  | 0                                     |
| 15.9                 | Other Health (b) .....  | 0  | 0                              | 0  | 0  | 0  | 0                                  | 0                                | 0  | 0  | 0  | 0  | 0                                     |
| 16.                  | Workers' Compensation .....   | 108,421  | 116,028                        | 0  | 45,135                                       | 18,666   | (46,805)                           | 184,954                          | 4,237  | (17,429)   | 30,019   | 3,872  | 0                                     |
| 17.1                 | Other Liability - Occurrence .....                                  | 19,736   | 72,111                         | 0  | 14,914                                       | 0  | (202,376)                          | 90,117                           | 0  | (20,247)   | 16,236   | 5,903  | 0                                     |
| 17.2                 | Other Liability - Claims-Made .....                                 | 0  | 0                              | 0  | 0  | 0  | 262                                | 904                              | 0  | 42   | 160  | 0  | 0                                     |
| 17.3                 | Excess Workers' Compensation .....                                  | 0  | 0                              | 0  | 0  | 0  | 0                                  | 0                                | 0  | 0  | 0  | 0  | 0                                     |
| 18.1                 | Products Liability - Occurrence .....                               | 0  | 0                              | 0  | 0  | 0  | 0                                  | 0                                | 0  | 0  | 0  | 0  | 0                                     |
| 18.2                 | Products Liability - Claims-Made .....                              | 0  | 0                              | 0  | 0  | 0  | 0                                  | 0                                | 0  | 0  | 0  | 0  | 0                                     |
| 19.1                 | Private Passenger Auto No-Fault (Personal Injury Protection) .....  | 0  | 0                              | 0  | 0  | 0  | 0                                  | 0                                | 0  | 0  | 0  | 0  | 0                                     |
| 19.2                 | Other Private Passenger Auto Liability .....                        | 0  | 0                              | 0  | 0  | 0  | 0                                  | 0                                | 0  | 0  | 0  | 0  | 0                                     |
| 19.3                 | Commercial Auto No-Fault (Personal Injury Protection) .....         | 0  | 0                              | 0  | 0  | 0  | (1)                                | 1                                | 0  | 0  | 0  | 0  | 0                                     |
| 19.4                 | Other Commercial Auto Liability .....                               | 776,282  | 884,914                        | 0  | 27,347                                       | 42,147   | 442,656                            | 1,402,958                        | 23   | 25,347   | 179,110  | 11,864   | 0                                     |
| 21.1                 | Private Passenger Auto Physical Damage .....                        | 0  | 0                              | 0  | 0  | 0  | 0                                  | 0                                | 0  | 0  | 0  | 0  | 0                                     |
| 21.2                 | Commercial Auto Physical Damage .....                               | 42,725   | 87,611                         | 0  | 11,251                                       | 125,973  | 12,399                             | 11,898                           | 0  | (2,206)  | 3,060  | 4,817  | 0                                     |
| 22.                  | Aircraft (all perils) .....   | 0  | 0                              | 0  | 0  | 0  | 0                                  | 0                                | 0  | 0  | 0  | 0  | 0                                     |
| 23.                  | Fidelity .....  | 0  | 0                              | 0  | 0  | 0  | 0                                  | 0                                | 0  | 0  | 0  | 0  | 0                                     |
| 24.                  | Surety .....  | 0  | 0                              | 0  | 0  | 0  | 0                                  | 0                                | 0  | 0  | 0  | 0  | 0                                     |
| 26.                  | Burglary and Theft .....  | 0  | 0                              | 0  | 0  | 0  | 0                                  | 0                                | 0  | 0  | 0  | 0  | 0                                     |
| 27.                  | Boiler and Machinery .....  | 0  | 0                              | 0  | 0  | 0  | 0                                  | 0                                | 0  | 0  | 0  | 0  | 0                                     |
| 28.                  | Credit .....  | 0  | 0                              | 0  | 0  | 0  | 0                                  | 0                                | 0  | 0  | 0  | 0  | 0                                     |
| 29.                  | International .....   | 0  | 0                              | 0  | 0  | 0  | 0                                  | 0                                | 0  | 0  | 0  | 0  | 0                                     |
| 30.                  | Warranty .....  | 0  | 0                              | 0  | 0  | 0  | 0                                  | 0                                | 0  | 0  | 0  | 0  | 0                                     |
| 31.                  | Reins nonproportional assumed property .....                        | XXX  | XXX                            | XXX  | XXX  | XXX  | XXX                                | XXX                              | XXX  | XXX  | XXX  | XXX  | XXX                                   |
| 32.                  | Reins nonproportional assumed liability .....                       | XXX  | XXX                            | XXX  | XXX  | XXX  | XXX                                | XXX                              | XXX  | XXX  | XXX  | XXX  | XXX                                   |
| 33.                  | Reins nonproportional assumed financial lines .....                 | XXX  | XXX                            | XXX  | XXX  | XXX  | XXX                                | XXX                              | XXX  | XXX  | XXX  | XXX  | XXX                                   |
| 34.                  | Aggregate Write-Ins for Other Lines of Business .....               | 0  | 0                              | 0  | 0  | 0  | 0                                  | 0                                | 0  | 0  | 0  | 0  | 0                                     |
| 35.                  | Total (a) .....   | 950,831  | 1,166,381                      | 0  | 99,223                                       | 186,786  | 206,270                            | 1,691,233                        | 4,260  | (14,532)   | 228,611  | 26,867   | 0                                     |
| DETAILS OF WRITE-INS |   |  |                                |  |  |  |                                    |                                  |  |  |  |  |                                       |
| 3401.                | .....   |  |                                |  |  |  |                                    |                                  |  |  |  |  |                                       |
| 3402.                | .....   |  |                                |  |  |  |                                    |                                  |  |  |  |  |                                       |
| 3403.                | .....   |  |                                |  |  |  |                                    |                                  |  |  |  |  |                                       |
| 3498.                | Summary of remaining write-ins for Line 34 from overflow page ..... | 0  | 0                              | 0  | 0  | 0  | 0                                  | 0                                | 0  | 0  | 0  | 0  | 0                                     |
| 3499.                | Totals (Lines 3401 thru 3403 plus 3498)(Line 34 above) .....        | 0  | 0                              | 0  | 0  | 0  | 0                                  | 0                                | 0  | 0  | 0  | 0  | 0                                     |

(a) Finance and service charges not included in Lines 1 to 35 \$ .....0  
(b) For health business on indicated lines report: Number of persons insured under PPO managed care products .....0 and number of persons insured under indemnity only products .....0 .



ANNUAL STATEMENT FOR THE YEAR 2023 OF THE VANLINER INSURANCE COMPANY

EXHIBIT OF PREMIUMS AND LOSSES (Statutory Page 14)

NAIC Group Code 0084 BUSINESS IN THE STATE OF California DURING THE YEAR 2023 NAIC Company Code 21172

| Line of Business     |   | Gross Premiums, Including Policy and Membership Fees, Less Return Premiums and Premiums on Policies not Taken |                        | 3  | 4                                | 5                                      | 6                      | 7                    | 8  | 9  | 10   | 11                                 | 12                       |
|----------------------|---|---|------------------------|--|----------------------------------|--|------------------------|----------------------|--|--|--|------------------------------------|--------------------------|
|                      |   | 1   | 2                      |  |                                  |  |                        |                      |  |  |  |                                    |                          |
|                      |   | Direct Premiums Written   | Direct Premiums Earned | Dividends Paid or Credited to Policyholders on Direct Business | Direct Unearned Premium Reserves | Direct Losses Paid (deducting salvage) | Direct Losses Incurred | Direct Losses Unpaid | Direct Defense and Cost Containment Expense Paid | Direct Defense and Cost Containment Expense Incurred | Direct Defense and Cost Containment Expense Unpaid | Commissions and Brokerage Expenses | Taxes, Licenses and Fees |
| 1.                   | Fire .....  | 159   | 3,052                  | 0  | 113                              | 0                                      | 641                    | 2,039                | 0  | 113  | 360  | (4)                                | 0                        |
| 2.1                  | Allied Lines .....  | 1,147   | 3,942                  | 0  | 876                              | 0                                      | 629                    | 2,615                | 0  | 111  | 461  | 135                                | 0                        |
| 2.2                  | Multiple Peril Crop .....   | 0   | 0                      | 0  | 0                                | 0                                      | 0                      | 0                    | 0  | 0  | 0  | 0                                  | 0                        |
| 2.3                  | Federal Flood .....   | 0   | 0                      | 0  | 0                                | 0                                      | 0                      | 0                    | 0  | 0  | 0  | 0                                  | 0                        |
| 2.4                  | Private Crop .....  | 0   | 0                      | 0  | 0                                | 0                                      | 0                      | 0                    | 0  | 0  | 0  | 0                                  | 0                        |
| 2.5                  | Private Flood .....   | 0   | 0                      | 0  | 0                                | 0                                      | 0                      | 0                    | 0  | 0  | 0  | 0                                  | 0                        |
| 3.                   | Farmowners Multiple Peril .....                                     | 0   | 0                      | 0  | 0                                | 0                                      | 0                      | 0                    | 0  | 0  | 0  | 0                                  | 0                        |
| 4.                   | Homeowners Multiple Peril .....                                     | 0   | 0                      | 0  | 0                                | 0                                      | 0                      | 0                    | 0  | 0  | 0  | 0                                  | 0                        |
| 5.1                  | Commercial Multiple Peril (Non-Liability Portion) .....             | 251,578   | 260,087                | 0  | 134,064                          | 21,605                                 | (38,098)               | 103,852              | 125  | 35,850   | 49,167   | 27,637                             | 0                        |
| 5.2                  | Commercial Multiple Peril (Liability Portion) .....                 | 143,746   | 80,673                 | 0  | 91,260                           | 21,500                                 | (196,818)              | 1,096,771            | 61,260   | 5,363  | 77,095   | 18,113                             | 0                        |
| 6.                   | Mortgage Guaranty .....   | 0   | 0                      | 0  | 0                                | 0                                      | 0                      | 0                    | 0  | 0  | 0  | 0                                  | 0                        |
| 8.                   | Ocean Marine .....  | 0   | 0                      | 0  | 0                                | 0                                      | 4,299                  | 4,299                | 0  | 777  | 777  | 0                                  | 0                        |
| 9.                   | Inland Marine .....   | 69,918  | 100,634                | 0  | 38,419                           | 6,690                                  | 948                    | 6,797                | 0  | (1,519)  | 436  | 8,087                              | 0                        |
| 10.                  | Financial Guaranty .....  | 0   | 0                      | 0  | 0                                | 0                                      | 0                      | 0                    | 0  | 0  | 0  | 0                                  | 0                        |
| 11.1                 | Medical Professional Liability - Occurrence .....                   | 0   | 0                      | 0  | 0                                | 0                                      | 0                      | 0                    | 0  | 0  | 0  | 0                                  | 0                        |
| 11.2                 | Medical Professional Liability - Claims-Made .....                  | 0   | 0                      | 0  | 0                                | 0                                      | 0                      | 0                    | 0  | 0  | 0  | 0                                  | 0                        |
| 12.                  | Earthquake .....  | 0   | 0                      | 0  | 0                                | 0                                      | 0                      | 0                    | 0  | 0  | 0  | 0                                  | 0                        |
| 13.1                 | Comprehensive (hospital and medical) ind (b) .....                  | 0   | 0                      | 0  | 0                                | 0                                      | 0                      | 0                    | 0  | 0  | 0  | 0                                  | 0                        |
| 13.2                 | Comprehensive (hospital and medical) group (b) .....                | 0   | 0                      | 0  | 0                                | 0                                      | 0                      | 0                    | 0  | 0  | 0  | 0                                  | 0                        |
| 14.                  | Credit A&H (Group and Individual) .....                             | 0   | 0                      | 0  | 0                                | 0                                      | 0                      | 0                    | 0  | 0  | 0  | 0                                  | 0                        |
| 15.1                 | Vision Only (b) .....   | 0   | 0                      | 0  | 0                                | 0                                      | 0                      | 0                    | 0  | 0  | 0  | 0                                  | 0                        |
| 15.2                 | Dental Only (b) .....   | 0   | 0                      | 0  | 0                                | 0                                      | 0                      | 0                    | 0  | 0  | 0  | 0                                  | 0                        |
| 15.3                 | Disability Income (b) .....   | 0   | 0                      | 0  | 0                                | 0                                      | 0                      | 0                    | 0  | 0  | 0  | 0                                  | 0                        |
| 15.4                 | Medicare Supplement (b) .....                                       | 0   | 0                      | 0  | 0                                | 0                                      | 0                      | 0                    | 0  | 0  | 0  | 0                                  | 0                        |
| 15.5                 | Medicaid Title XIX (b) .....  | 0   | 0                      | 0  | 0                                | 0                                      | 0                      | 0                    | 0  | 0  | 0  | 0                                  | 0                        |
| 15.6                 | Medicare Title XVIII (b) .....                                      | 0   | 0                      | 0  | 0                                | 0                                      | 0                      | 0                    | 0  | 0  | 0  | 0                                  | 0                        |
| 15.7                 | Long-Term Care (b) .....  | 0   | 0                      | 0  | 0                                | 0                                      | 0                      | 0                    | 0  | 0  | 0  | 0                                  | 0                        |
| 15.8                 | Federal Employees Health Benefits Plan (b) .....                    | 0   | 0                      | 0  | 0                                | 0                                      | 0                      | 0                    | 0  | 0  | 0  | 0                                  | 0                        |
| 15.9                 | Other Health (b) .....  | 0   | 0                      | 0  | 0                                | 0                                      | 0                      | 0                    | 0  | 0  | 0  | 0                                  | 0                        |
| 16.                  | Workers' Compensation .....   | 33,056,905  | 31,656,986             | 0  | 11,838,112                       | 9,923,301                              | 12,294,866             | 42,950,818           | 1,942,269  | 1,632,531  | 5,539,332  | 1,839,944                          | 0                        |
| 17.1                 | Other Liability - Occurrence .....                                  | 1,834,258   | 2,276,206              | 0  | 985,751                          | 2,411,502                              | 912,409                | 1,828,697            | 66,060   | 116,078  | 377,652  | 176,789                            | 820                      |
| 17.2                 | Other Liability - Claims-Made .....                                 | 0   | 0                      | 0  | 0                                | 0                                      | (20,223)               | 1,183                | 0  | (3,701)  | 209  | (8)                                | 0                        |
| 17.3                 | Excess Workers' Compensation .....                                  | 0   | 0                      | 0  | 0                                | 0                                      | 0                      | 0                    | 0  | 0  | 0  | 0                                  | 0                        |
| 18.1                 | Products Liability - Occurrence .....                               | 0   | 0                      | 0  | 0                                | 0                                      | 0                      | 0                    | 0  | 0  | 0  | 0                                  | 0                        |
| 18.2                 | Products Liability - Claims-Made .....                              | 0   | 0                      | 0  | 0                                | 0                                      | 0                      | 0                    | 0  | 0  | 0  | 0                                  | 0                        |
| 19.1                 | Private Passenger Auto No-Fault (Personal Injury Protection) .....  | 0   | 0                      | 0  | 0                                | 0                                      | 0                      | 0                    | 0  | 0  | 0  | 0                                  | 0                        |
| 19.2                 | Other Private Passenger Auto Liability .....                        | 0   | 0                      | 0  | 0                                | 0                                      | 0                      | 0                    | 0  | 0  | 0  | 0                                  | 0                        |
| 19.3                 | Commercial Auto No-Fault (Personal Injury Protection) .....         | 0   | 0                      | 0  | 0                                | 0                                      | (5)                    | 2                    | 0  | (1)  | 1  | (13)                               | 0                        |
| 19.4                 | Other Commercial Auto Liability .....                               | 10,938,178  | 9,165,870              | 0  | 4,898,448                        | 2,668,280                              | 6,038,052              | 11,656,025           | 407,185  | 779,446  | 1,153,947  | 503,119                            | 0                        |
| 21.1                 | Private Passenger Auto Physical Damage .....                        | 0   | 0                      | 0  | 0                                | 0                                      | 0                      | 0                    | 0  | 0  | 0  | 0                                  | 0                        |
| 21.2                 | Commercial Auto Physical Damage .....                               | 2,187,156   | 2,619,732              | 0  | 546,707                          | 1,193,239                              | 893,487                | 472,710              | 785  | (13,477)   | 70,729   | 108,460                            | 0                        |
| 22.                  | Aircraft (all perils) .....   | 0   | 0                      | 0  | 0                                | 0                                      | 0                      | 0                    | 0  | 0  | 0  | 0                                  | 0                        |
| 23.                  | Fidelity .....  | 0   | 0                      | 0  | 0                                | 0                                      | 0                      | 0                    | 0  | 0  | 0  | 0                                  | 0                        |
| 24.                  | Surety .....  | 0   | 0                      | 0  | 0                                | 0                                      | 0                      | 0                    | 0  | 0  | 0  | 0                                  | 0                        |
| 26.                  | Burglary and Theft .....  | 0   | 0                      | 0  | 0                                | 0                                      | 0                      | 0                    | 0  | 0  | 0  | 0                                  | 0                        |
| 27.                  | Boiler and Machinery .....  | 194   | 1,940                  | 0  | 138                              | 0                                      | 548                    | 1,570                | 0  | 97   | 277  | 11                                 | 0                        |
| 28.                  | Credit .....  | 0   | 0                      | 0  | 0                                | 0                                      | 0                      | 0                    | 0  | 0  | 0  | 0                                  | 0                        |
| 29.                  | International .....   | 0   | 0                      | 0  | 0                                | 0                                      | 0                      | 0                    | 0  | 0  | 0  | 0                                  | 0                        |
| 30.                  | Warranty .....  | 0   | 0                      | 0  | 0                                | 0                                      | 0                      | 0                    | 0  | 0  | 0  | 0                                  | 0                        |
| 31.                  | Reins nonproportional assumed property .....                        | XXX   | XXX                    | XXX  | XXX                              | XXX                                    | XXX                    | XXX                  | XXX  | XXX  | XXX  | XXX                                | XXX                      |
| 32.                  | Reins nonproportional assumed liability .....                       | XXX   | XXX                    | XXX  | XXX                              | XXX                                    | XXX                    | XXX                  | XXX  | XXX  | XXX  | XXX                                | XXX                      |
| 33.                  | Reins nonproportional assumed financial lines .....                 | XXX   | XXX                    | XXX  | XXX                              | XXX                                    | XXX                    | XXX                  | XXX  | XXX  | XXX  | XXX                                | XXX                      |
| 34.                  | Aggregate Write-Ins for Other Lines of Business .....               | 0   | 0                      | 0  | 0                                | 0                                      | 0                      | 0                    | 0  | 0  | 0  | 0                                  | 0                        |
| 35.                  | Total (a) .....   | 48,483,239  | 46,169,121             | 0  | 18,533,888                       | 16,246,118                             | 19,890,735             | 58,127,379           | 2,477,684  | 2,551,667  | 7,270,443  | 2,682,269                          | 820                      |
| DETAILS OF WRITE-INS |   |   |                        |  |                                  |  |                        |                      |  |  |  |                                    |                          |
| 3401.                | .....   |   |                        |  |                                  |  |                        |                      |  |  |  |                                    |                          |
| 3402.                | .....   |   |                        |  |                                  |  |                        |                      |  |  |  |                                    |                          |
| 3403.                | .....   |   |                        |  |                                  |  |                        |                      |  |  |  |                                    |                          |
| 3498.                | Summary of remaining write-ins for Line 34 from overflow page ..... | 0   | 0                      | 0  | 0                                | 0                                      | 0                      | 0                    | 0  | 0  | 0  | 0                                  | 0                        |
| 3499.                | Totals (Lines 3401 thru 3403 plus 3498)(Line 34 above) .....        | 0   | 0                      | 0  | 0                                | 0                                      | 0                      | 0                    | 0  | 0  | 0  | 0                                  | 0                        |

(a) Finance and service charges not included in Lines 1 to 35 \$ 75  
(b) For health business on indicated lines report: Number of persons insured under PPO managed care products 0 and number of persons insured under indemnity only products 0



ANNUAL STATEMENT FOR THE YEAR 2023 OF THE VANLINER INSURANCE COMPANY

EXHIBIT OF PREMIUMS AND LOSSES (Statutory Page 14)

NAIC Group Code 0084 BUSINESS IN THE STATE OF Colorado DURING THE YEAR 2023 NAIC Company Code 21172

| Line of Business     |   | Gross Premiums, Including Policy and Membership Fees, Less Return Premiums and Premiums on Policies not Taken |                        | 3  | 4                                | 5                                      | 6                      | 7                    | 8  | 9  | 10   | 11                                 | 12                       |
|----------------------|---|---|------------------------|--|----------------------------------|--|------------------------|----------------------|--|--|--|------------------------------------|--------------------------|
|                      |   | 1   | 2                      |  |                                  |  |                        |                      |  |  |  |                                    |                          |
|                      |   | Direct Premiums Written   | Direct Premiums Earned | Dividends Paid or Credited to Policyholders on Direct Business | Direct Unearned Premium Reserves | Direct Losses Paid (deducting salvage) | Direct Losses Incurred | Direct Losses Unpaid | Direct Defense and Cost Containment Expense Paid | Direct Defense and Cost Containment Expense Incurred | Direct Defense and Cost Containment Expense Unpaid | Commissions and Brokerage Expenses | Taxes, Licenses and Fees |
| 1.                   | Fire .....  | 0   | 0                      | 0  | 0                                | 0                                      | 0                      | 0                    | 0  | 0  | 0  | 0                                  | 0                        |
| 2.1                  | Allied Lines .....  | 0   | 0                      | 0  | 0                                | 0                                      | 0                      | 0                    | 0  | 0  | 0  | 0                                  | 0                        |
| 2.2                  | Multiple Peril Crop .....   | 0   | 0                      | 0  | 0                                | 0                                      | 0                      | 0                    | 0  | 0  | 0  | 0                                  | 0                        |
| 2.3                  | Federal Flood .....   | 0   | 0                      | 0  | 0                                | 0                                      | 0                      | 0                    | 0  | 0  | 0  | 0                                  | 0                        |
| 2.4.                 | Private Crop .....  | 0   | 0                      | 0  | 0                                | 0                                      | 0                      | 0                    | 0  | 0  | 0  | 0                                  | 0                        |
| 2.5                  | Private Flood .....   | 0   | 0                      | 0  | 0                                | 0                                      | 0                      | 0                    | 0  | 0  | 0  | 0                                  | 0                        |
| 3.                   | Farmowners Multiple Peril .....                                     | 0   | 0                      | 0  | 0                                | 0                                      | 0                      | 0                    | 0  | 0  | 0  | 0                                  | 0                        |
| 4.                   | Homeowners Multiple Peril .....                                     | 0   | 0                      | 0  | 0                                | 0                                      | 0                      | 0                    | 0  | 0  | 0  | 0                                  | 0                        |
| 5.1                  | Commercial Multiple Peril (Non-Liability Portion) .....             | 109,877   | 84,701                 | 0  | 73,811                           | 0                                      | (22,983)               | 44,458               | 0  | 15,010   | 21,048   | 15,605                             | 0                        |
| 5.2                  | Commercial Multiple Peril (Liability Portion) .....                 | 4,634   | 2,583                  | 0  | 2,051                            | 0                                      | (1,028)                | 597                  | 0  | (40)   | 72   | 508                                | 0                        |
| 6.                   | Mortgage Guaranty .....   | 0   | 0                      | 0  | 0                                | 0                                      | 0                      | 0                    | 0  | 0  | 0  | 0                                  | 0                        |
| 8.                   | Ocean Marine .....  | 0   | 0                      | 0  | 0                                | 0                                      | 0                      | 0                    | 0  | 0  | 0  | 0                                  | 0                        |
| 9.                   | Inland Marine .....   | 17,305  | 32,364                 | 0  | 11,255                           | 7,160                                  | 3,026                  | 2,927                | 0  | (382)  | 188  | 2,048                              | 0                        |
| 10.                  | Financial Guaranty .....  | 0   | 0                      | 0  | 0                                | 0                                      | 0                      | 0                    | 0  | 0  | 0  | 0                                  | 0                        |
| 11.1                 | Medical Professional Liability - Occurrence .....                   | 0   | 0                      | 0  | 0                                | 0                                      | 0                      | 0                    | 0  | 0  | 0  | 0                                  | 0                        |
| 11.2                 | Medical Professional Liability - Claims-Made .....                  | 0   | 0                      | 0  | 0                                | 0                                      | 0                      | 0                    | 0  | 0  | 0  | 0                                  | 0                        |
| 12.                  | Earthquake .....  | 0   | 0                      | 0  | 0                                | 0                                      | 0                      | 0                    | 0  | 0  | 0  | 0                                  | 0                        |
| 13.1                 | Comprehensive (hospital and medical) ind (b) .....                  | 0   | 0                      | 0  | 0                                | 0                                      | 0                      | 0                    | 0  | 0  | 0  | 0                                  | 0                        |
| 13.2                 | Comprehensive (hospital and medical) group (b) .....                | 0   | 0                      | 0  | 0                                | 0                                      | 0                      | 0                    | 0  | 0  | 0  | 0                                  | 0                        |
| 14.                  | Credit A&H (Group and Individual) .....                             | 0   | 0                      | 0  | 0                                | 0                                      | 0                      | 0                    | 0  | 0  | 0  | 0                                  | 0                        |
| 15.1                 | Vision Only (b).....  | 0   | 0                      | 0  | 0                                | 0                                      | 0                      | 0                    | 0  | 0  | 0  | 0                                  | 0                        |
| 15.2                 | Dental Only (b) .....   | 0   | 0                      | 0  | 0                                | 0                                      | 0                      | 0                    | 0  | 0  | 0  | 0                                  | 0                        |
| 15.3                 | Disability Income (b) .....   | 0   | 0                      | 0  | 0                                | 0                                      | 0                      | 0                    | 0  | 0  | 0  | 0                                  | 0                        |
| 15.4                 | Medicare Supplement (b) .....                                       | 0   | 0                      | 0  | 0                                | 0                                      | 0                      | 0                    | 0  | 0  | 0  | 0                                  | 0                        |
| 15.5                 | Medicaid Title XIX (b) .....  | 0   | 0                      | 0  | 0                                | 0                                      | 0                      | 0                    | 0  | 0  | 0  | 0                                  | 0                        |
| 15.6                 | Medicare Title XVIII (b).....                                       | 0   | 0                      | 0  | 0                                | 0                                      | 0                      | 0                    | 0  | 0  | 0  | 0                                  | 0                        |
| 15.7                 | Long-Term Care (b) .....  | 0   | 0                      | 0  | 0                                | 0                                      | 0                      | 0                    | 0  | 0  | 0  | 0                                  | 0                        |
| 15.8                 | Federal Employees Health Benefits Plan (b) .....                    | 0   | 0                      | 0  | 0                                | 0                                      | 0                      | 0                    | 0  | 0  | 0  | 0                                  | 0                        |
| 15.9                 | Other Health (b) .....  | 0   | 0                      | 0  | 0                                | 0                                      | 0                      | 0                    | 0  | 0  | 0  | 0                                  | 0                        |
| 16.                  | Workers' Compensation .....   | 1,000,061   | 929,407                | 0  | 406,612                          | 444,700                                | 1,667,941              | 1,972,528            | 24,674   | 47,098   | 150,592  | 41,030                             | 0                        |
| 17.1                 | Other Liability - Occurrence .....                                  | 744,335   | 1,167,070              | 0  | 501,515                          | 154,867                                | 5,315                  | 952,821              | 1,534  | 62,951   | 197,982  | 75,742                             | 0                        |
| 17.2                 | Other Liability - Claims-Made .....                                 | 414   | 998                    | 0  | 251                              | 0                                      | 1,961                  | 6,376                | 0  | 319  | 1,125  | 28                                 | 0                        |
| 17.3                 | Excess Workers' Compensation .....                                  | 0   | 0                      | 0  | 0                                | 0                                      | 0                      | 0                    | 0  | 0  | 0  | 0                                  | 0                        |
| 18.1                 | Products Liability - Occurrence .....                               | 0   | 0                      | 0  | 0                                | 0                                      | 0                      | 0                    | 0  | 0  | 0  | 0                                  | 0                        |
| 18.2                 | Products Liability - Claims-Made .....                              | 0   | 0                      | 0  | 0                                | 0                                      | 0                      | 0                    | 0  | 0  | 0  | 0                                  | 0                        |
| 19.1                 | Private Passenger Auto No-Fault (Personal Injury Protection) .....  | 0   | 0                      | 0  | 0                                | 0                                      | 0                      | 0                    | 0  | 0  | 0  | 0                                  | 0                        |
| 19.2                 | Other Private Passenger Auto Liability .....                        | 0   | 0                      | 0  | 0                                | 0                                      | 0                      | 0                    | 0  | 0  | 0  | 0                                  | 0                        |
| 19.3                 | Commercial Auto No-Fault (Personal Injury Protection) .....         | 0   | 0                      | 0  | 0                                | 0                                      | (4)                    | 1                    | 0  | (1)  | 0  | 0                                  | 0                        |
| 19.4                 | Other Commercial Auto Liability .....                               | 1,532,709   | 1,588,376              | 0  | 814,123                          | 466,437                                | 776,991                | 1,991,675            | 63,232   | 77,642   | 212,750  | 70,272                             | 3,534                    |
| 21.1                 | Private Passenger Auto Physical Damage .....                        | 0   | 0                      | 0  | 0                                | 0                                      | 0                      | 0                    | 0  | 0  | 0  | 0                                  | 0                        |
| 21.2                 | Commercial Auto Physical Damage .....                               | 440,335   | 534,379                | 0  | 183,974                          | 369,083                                | 279,544                | 79,970               | 0  | (6,832)  | 15,555   | 35,203                             | 0                        |
| 22.                  | Aircraft (all perils) .....   | 0   | 0                      | 0  | 0                                | 0                                      | 0                      | 0                    | 0  | 0  | 0  | 0                                  | 0                        |
| 23.                  | Fidelity .....  | 0   | 0                      | 0  | 0                                | 0                                      | 0                      | 0                    | 0  | 0  | 0  | 0                                  | 0                        |
| 24.                  | Surety .....  | 0   | 0                      | 0  | 0                                | 0                                      | 0                      | 0                    | 0  | 0  | 0  | 0                                  | 0                        |
| 26.                  | Burglary and Theft .....  | 494   | 1,192                  | 0  | 300                              | 0                                      | 60                     | 915                  | 0  | 11   | 162  | 59                                 | 0                        |
| 27.                  | Boiler and Machinery .....  | 0   | 0                      | 0  | 0                                | 0                                      | 0                      | 0                    | 0  | 0  | 0  | 0                                  | 0                        |
| 28.                  | Credit .....  | 0   | 0                      | 0  | 0                                | 0                                      | 0                      | 0                    | 0  | 0  | 0  | 0                                  | 0                        |
| 29.                  | International .....   | 0   | 0                      | 0  | 0                                | 0                                      | 0                      | 0                    | 0  | 0  | 0  | 0                                  | 0                        |
| 30.                  | Warranty .....  | 0   | 0                      | 0  | 0                                | 0                                      | 0                      | 0                    | 0  | 0  | 0  | 0                                  | 0                        |
| 31.                  | Reins nonproportional assumed property .....                        | XXX   | XXX                    | XXX  | XXX                              | XXX                                    | XXX                    | XXX                  | XXX  | XXX  | XXX  | XXX                                | XXX                      |
| 32.                  | Reins nonproportional assumed liability .....                       | XXX   | XXX                    | XXX  | XXX                              | XXX                                    | XXX                    | XXX                  | XXX  | XXX  | XXX  | XXX                                | XXX                      |
| 33.                  | Reins nonproportional assumed financial lines .....                 | XXX   | XXX                    | XXX  | XXX                              | XXX                                    | XXX                    | XXX                  | XXX  | XXX  | XXX  | XXX                                | XXX                      |
| 34.                  | Aggregate Write-Ins for Other Lines of Business .....               | 0   | 0                      | 0  | 0                                | 0                                      | 0                      | 0                    | 0  | 0  | 0  | 0                                  | 0                        |
| 35.                  | Total (a) .....   | 3,850,165   | 4,341,070              | 0  | 1,993,892                        | 1,442,247                              | 2,710,823              | 5,052,267            | 89,440   | 195,775  | 599,472  | 240,496                            | 3,534                    |
| DETAILS OF WRITE-INS |   |   |                        |  |                                  |  |                        |                      |  |  |  |                                    |                          |
| 3401.                | .....   |   |                        |  |                                  |  |                        |                      |  |  |  |                                    |                          |
| 3402.                | .....   |   |                        |  |                                  |  |                        |                      |  |  |  |                                    |                          |
| 3403.                | .....   |   |                        |  |                                  |  |                        |                      |  |  |  |                                    |                          |
| 3498.                | Summary of remaining write-ins for Line 34 from overflow page ..... | 0   | 0                      | 0  | 0                                | 0                                      | 0                      | 0                    | 0  | 0  | 0  | 0                                  | 0                        |
| 3499.                | Totals (Lines 3401 thru 3403 plus 3498)(Line 34 above) .....        | 0   | 0                      | 0  | 0                                | 0                                      | 0                      | 0                    | 0  | 0  | 0  | 0                                  | 0                        |

(a) Finance and service charges not included in Lines 1 to 35 \$ ..... 50  
(b) For health business on indicated lines report: Number of persons insured under PPO managed care products .....0 and number of persons insured under indemnity only products .....0 .



ANNUAL STATEMENT FOR THE YEAR 2023 OF THE VANLINER INSURANCE COMPANY  
EXHIBIT OF PREMIUMS AND LOSSES (Statutory Page 14)

NAIC Group Code 0084 BUSINESS IN THE STATE OF Connecticut DURING THE YEAR 2023 NAIC Company Code 21172

| Line of Business     |   | Gross Premiums, Including<br>Policy and Membership Fees,<br>Less Return Premiums and<br>Premiums on Policies not Taken |                                | 3<br><br>Dividends Paid<br>or Credited to<br>Policyholders<br>on Direct Business | 4<br><br>Direct Unearned<br>Premium Reserves | 5<br><br>Direct Losses Paid<br>(deducting salvage) | 6<br><br>Direct Losses<br>Incurred | 7<br><br>Direct<br>Losses Unpaid | 8<br><br>Direct Defense<br>and Cost<br>Containment<br>Expense Paid | 9<br><br>Direct Defense<br>and Cost<br>Containment<br>Expense Incurred | 10<br><br>Direct Defense<br>and Cost<br>Containment<br>Expense<br>Unpaid | 11<br><br>Commissions<br>and Brokerage<br>Expenses | 12<br><br>Taxes, Licenses<br>and Fees |
|----------------------|---|--|--------------------------------|--|--|--|------------------------------------|----------------------------------|--|--|--|--|---------------------------------------|
|                      |   | 1<br>Direct Premiums<br>Written  | 2<br>Direct Premiums<br>Earned |  |  |  |                                    |                                  |  |  |  |  |                                       |
| 1.                   | Fire .....  | 0  | 0                              | 0  | 0  | 0  | 0                                  | 0                                | 0  | 0  | 0  | 0  | 0                                     |
| 2.1                  | Allied Lines .....  | 0  | 0                              | 0  | 0  | 0  | 0                                  | 0                                | 0  | 0  | 0  | 0  | 0                                     |
| 2.2                  | Multiple Peril Crop .....   | 0  | 0                              | 0  | 0  | 0  | 0                                  | 0                                | 0  | 0  | 0  | 0  | 0                                     |
| 2.3                  | Federal Flood .....   | 0  | 0                              | 0  | 0  | 0  | 0                                  | 0                                | 0  | 0  | 0  | 0  | 0                                     |
| 2.4.                 | Private Crop .....  | 0  | 0                              | 0  | 0  | 0  | 0                                  | 0                                | 0  | 0  | 0  | 0  | 0                                     |
| 2.5                  | Private Flood .....   | 0  | 0                              | 0  | 0  | 0  | 0                                  | 0                                | 0  | 0  | 0  | 0  | 0                                     |
| 3.                   | Farmowners Multiple Peril .....                                     | 0  | 0                              | 0  | 0  | 0  | 0                                  | 0                                | 0  | 0  | 0  | 0  | 0                                     |
| 4.                   | Homeowners Multiple Peril .....                                     | 0  | 0                              | 0  | 0  | 0  | 0                                  | 0                                | 0  | 0  | 0  | 0  | 0                                     |
| 5.1                  | Commercial Multiple Peril (Non-Liability Portion) .....             | 53,850   | 47,261                         | 0  | 40,461                                       | 0  | (6,955)                            | 20,673                           | 0  | 7,314  | 9,787  | 7,674  | 0                                     |
| 5.2                  | Commercial Multiple Peril (Liability Portion) .....                 | 382  | 240                            | 0  | 143  | 0  | (4,589)                            | 3,965                            | 0  | (110)  | 478  | 59   | 0                                     |
| 6.                   | Mortgage Guaranty .....   | 0  | 0                              | 0  | 0  | 0  | 0                                  | 0                                | 0  | 0  | 0  | 0  | 0                                     |
| 8.                   | Ocean Marine .....  | 0  | 0                              | 0  | 0  | 0  | 0                                  | 0                                | 0  | 0  | 0  | 0  | 0                                     |
| 9.                   | Inland Marine .....   | 3,312  | 3,783                          | 0  | 2,594  | 0  | (77)                               | 396                              | 0  | (89)   | 25   | 451  | 0                                     |
| 10.                  | Financial Guaranty .....  | 0  | 0                              | 0  | 0  | 0  | 0                                  | 0                                | 0  | 0  | 0  | 0  | 0                                     |
| 11.1                 | Medical Professional Liability - Occurrence .....                   | 0  | 0                              | 0  | 0  | 0  | 0                                  | 0                                | 0  | 0  | 0  | 0  | 0                                     |
| 11.2                 | Medical Professional Liability - Claims-Made .....                  | 0  | 0                              | 0  | 0  | 0  | 0                                  | 0                                | 0  | 0  | 0  | 0  | 0                                     |
| 12.                  | Earthquake .....  | 0  | 0                              | 0  | 0  | 0  | 0                                  | 0                                | 0  | 0  | 0  | 0  | 0                                     |
| 13.1                 | Comprehensive (hospital and medical) ind (b) .....                  | 0  | 0                              | 0  | 0  | 0  | 0                                  | 0                                | 0  | 0  | 0  | 0  | 0                                     |
| 13.2                 | Comprehensive (hospital and medical) group (b) .....                | 0  | 0                              | 0  | 0  | 0  | 0                                  | 0                                | 0  | 0  | 0  | 0  | 0                                     |
| 14.                  | Credit A&H (Group and Individual) .....                             | 0  | 0                              | 0  | 0  | 0  | 0                                  | 0                                | 0  | 0  | 0  | 0  | 0                                     |
| 15.1                 | Vision Only (b).....  | 0  | 0                              | 0  | 0  | 0  | 0                                  | 0                                | 0  | 0  | 0  | 0  | 0                                     |
| 15.2                 | Dental Only (b) .....   | 0  | 0                              | 0  | 0  | 0  | 0                                  | 0                                | 0  | 0  | 0  | 0  | 0                                     |
| 15.3                 | Disability Income (b) .....   | 0  | 0                              | 0  | 0  | 0  | 0                                  | 0                                | 0  | 0  | 0  | 0  | 0                                     |
| 15.4                 | Medicare Supplement (b) .....                                       | 0  | 0                              | 0  | 0  | 0  | 0                                  | 0                                | 0  | 0  | 0  | 0  | 0                                     |
| 15.5                 | Medicaid Title XIX (b) .....  | 0  | 0                              | 0  | 0  | 0  | 0                                  | 0                                | 0  | 0  | 0  | 0  | 0                                     |
| 15.6                 | Medicare Title XVIII (b).....                                       | 0  | 0                              | 0  | 0  | 0  | 0                                  | 0                                | 0  | 0  | 0  | 0  | 0                                     |
| 15.7                 | Long-Term Care (b) .....  | 0  | 0                              | 0  | 0  | 0  | 0                                  | 0                                | 0  | 0  | 0  | 0  | 0                                     |
| 15.8                 | Federal Employees Health Benefits Plan (b) .....                    | 0  | 0                              | 0  | 0  | 0  | 0                                  | 0                                | 0  | 0  | 0  | 0  | 0                                     |
| 15.9                 | Other Health (b) .....  | 0  | 0                              | 0  | 0  | 0  | 0                                  | 0                                | 0  | 0  | 0  | 0  | 0                                     |
| 16.                  | Workers' Compensation .....   | 2,799,387  | 2,664,232                      | 0  | 1,265,118                                    | 930,503  | 501,050                            | 3,242,426                        | 123,555  | 36,131   | 458,715  | 93,605   | 0                                     |
| 17.1                 | Other Liability - Occurrence .....                                  | 277,361  | 254,141                        | 0  | 194,776                                      | 198,853  | (45,073)                           | 200,250                          | 68,925   | 133,255  | 122,711  | 32,483   | 0                                     |
| 17.2                 | Other Liability - Claims-Made .....                                 | 1,000  | 1,000                          | 0  | 824  | 0  | 1,277                              | 5,201                            | 0  | 201  | 918  | 108  | 0                                     |
| 17.3                 | Excess Workers' Compensation .....                                  | 0  | 0                              | 0  | 0  | 0  | 0                                  | 0                                | 0  | 0  | 0  | 0  | 0                                     |
| 18.1                 | Products Liability - Occurrence .....                               | 0  | 0                              | 0  | 0  | 0  | 0                                  | 0                                | 0  | 0  | 0  | 0  | 0                                     |
| 18.2                 | Products Liability - Claims-Made .....                              | 0  | 0                              | 0  | 0  | 0  | 0                                  | 0                                | 0  | 0  | 0  | 0  | 0                                     |
| 19.1                 | Private Passenger Auto No-Fault (Personal Injury Protection) .....  | 0  | 0                              | 0  | 0  | 0  | 0                                  | 0                                | 0  | 0  | 0  | 0  | 0                                     |
| 19.2                 | Other Private Passenger Auto Liability .....                        | 0  | 0                              | 0  | 0  | 0  | 0                                  | 0                                | 0  | 0  | 0  | 0  | 0                                     |
| 19.3                 | Commercial Auto No-Fault (Personal Injury Protection) .....         | 0  | 0                              | 0  | 0  | 0  | (1)                                | 0                                | 0  | 0  | 0  | 0  | 0                                     |
| 19.4                 | Other Commercial Auto Liability .....                               | 740,799  | 737,427                        | 0  | 505,046                                      | 179,566  | 803,753                            | 1,139,494                        | 0  | 39,874   | 104,026  | 74,198   | 0                                     |
| 21.1                 | Private Passenger Auto Physical Damage .....                        | 0  | 0                              | 0  | 0  | 0  | 0                                  | 0                                | 0  | 0  | 0  | 0  | 0                                     |
| 21.2                 | Commercial Auto Physical Damage .....                               | 174,595  | 167,233                        | 0  | 140,890                                      | 131,341  | 125,520                            | 28,130                           | 0  | (2,447)  | 4,664  | 20,248   | 25                                    |
| 22.                  | Aircraft (all perils) .....   | 0  | 0                              | 0  | 0  | 0  | 0                                  | 0                                | 0  | 0  | 0  | 0  | 0                                     |
| 23.                  | Fidelity .....  | 0  | 0                              | 0  | 0  | 0  | 0                                  | 0                                | 0  | 0  | 0  | 0  | 0                                     |
| 24.                  | Surety .....  | 0  | 0                              | 0  | 0  | 0  | 0                                  | 0                                | 0  | 0  | 0  | 0  | 0                                     |
| 26.                  | Burglary and Theft .....  | 0  | 0                              | 0  | 0  | 0  | 0                                  | 0                                | 0  | 0  | 0  | 0  | 0                                     |
| 27.                  | Boiler and Machinery .....  | 0  | 0                              | 0  | 0  | 0  | 0                                  | 0                                | 0  | 0  | 0  | 0  | 0                                     |
| 28.                  | Credit .....  | 0  | 0                              | 0  | 0  | 0  | 0                                  | 0                                | 0  | 0  | 0  | 0  | 0                                     |
| 29.                  | International .....   | 0  | 0                              | 0  | 0  | 0  | 0                                  | 0                                | 0  | 0  | 0  | 0  | 0                                     |
| 30.                  | Warranty .....  | 0  | 0                              | 0  | 0  | 0  | 0                                  | 0                                | 0  | 0  | 0  | 0  | 0                                     |
| 31.                  | Reins nonproportional assumed property .....                        | XXX  | XXX                            | XXX  | XXX  | XXX  | XXX                                | XXX                              | XXX  | XXX  | XXX  | XXX  | XXX                                   |
| 32.                  | Reins nonproportional assumed liability .....                       | XXX  | XXX                            | XXX  | XXX  | XXX  | XXX                                | XXX                              | XXX  | XXX  | XXX  | XXX  | XXX                                   |
| 33.                  | Reins nonproportional assumed financial lines .....                 | XXX  | XXX                            | XXX  | XXX  | XXX  | XXX                                | XXX                              | XXX  | XXX  | XXX  | XXX  | XXX                                   |
| 34.                  | Aggregate Write-Ins for Other Lines of Business .....               | 0  | 0                              | 0  | 0  | 0  | 0                                  | 0                                | 0  | 0  | 0  | 0  | 0                                     |
| 35.                  | Total (a) .....   | 4,050,686  | 3,875,317                      | 0  | 2,149,852                                    | 1,440,262  | 1,374,905                          | 4,640,534                        | 192,480  | 214,130  | 701,324  | 228,825  | 25                                    |
| DETAILS OF WRITE-INS |   |  |                                |  |  |  |                                    |                                  |  |  |  |  |                                       |
| 3401.                | .....   |  |                                |  |  |  |                                    |                                  |  |  |  |  |                                       |
| 3402.                | .....   |  |                                |  |  |  |                                    |                                  |  |  |  |  |                                       |
| 3403.                | .....   |  |                                |  |  |  |                                    |                                  |  |  |  |  |                                       |
| 3498.                | Summary of remaining write-ins for Line 34 from overflow page ..... | 0  | 0                              | 0  | 0  | 0  | 0                                  | 0                                | 0  | 0  | 0  | 0  | 0                                     |
| 3499.                | Totals (Lines 3401 thru 3403 plus 3498)(Line 34 above) .....        | 0  | 0                              | 0  | 0  | 0  | 0                                  | 0                                | 0  | 0  | 0  | 0  | 0                                     |

(a) Finance and service charges not included in Lines 1 to 35 \$ .....0  
(b) For health business on indicated lines report: Number of persons insured under PPO managed care products .....0 and number of persons insured under indemnity only products .....0 .





ANNUAL STATEMENT FOR THE YEAR 2023 OF THE VANLINER INSURANCE COMPANY  
EXHIBIT OF PREMIUMS AND LOSSES (Statutory Page 14)

NAIC Group Code 0084

BUSINESS IN THE STATE OF Delaware

DURING THE YEAR 2023

NAIC Company Code 21172

| Line of Business     |   | Gross Premiums, Including Policy and Membership Fees, Less Return Premiums and Premiums on Policies not Taken |                        | 3  | 4                                | 5                                      | 6                      | 7                    | 8  | 9  | 10   | 11                                 | 12                       |
|----------------------|---|---|------------------------|--|----------------------------------|--|------------------------|----------------------|--|--|--|------------------------------------|--------------------------|
|                      |   | 1   | 2                      |  |                                  |  |                        |                      |  |  |  |                                    |                          |
|                      |   | Direct Premiums Written   | Direct Premiums Earned | Dividends Paid or Credited to Policyholders on Direct Business | Direct Unearned Premium Reserves | Direct Losses Paid (deducting salvage) | Direct Losses Incurred | Direct Losses Unpaid | Direct Defense and Cost Containment Expense Paid | Direct Defense and Cost Containment Expense Incurred | Direct Defense and Cost Containment Expense Unpaid | Commissions and Brokerage Expenses | Taxes, Licenses and Fees |
| 1.                   | Fire .....  | 0   | 0                      | 0  | 0                                | 0                                      | 0                      | 0                    | 0  | 0  | 0  | 0                                  | 0                        |
| 2.1                  | Allied Lines .....  | 0   | 0                      | 0  | 0                                | 0                                      | 0                      | 0                    | 0  | 0  | 0  | 0                                  | 0                        |
| 2.2                  | Multiple Peril Crop .....   | 0   | 0                      | 0  | 0                                | 0                                      | 0                      | 0                    | 0  | 0  | 0  | 0                                  | 0                        |
| 2.3                  | Federal Flood .....   | 0   | 0                      | 0  | 0                                | 0                                      | 0                      | 0                    | 0  | 0  | 0  | 0                                  | 0                        |
| 2.4.                 | Private Crop .....  | 0   | 0                      | 0  | 0                                | 0                                      | 0                      | 0                    | 0  | 0  | 0  | 0                                  | 0                        |
| 2.5                  | Private Flood .....   | 0   | 0                      | 0  | 0                                | 0                                      | 0                      | 0                    | 0  | 0  | 0  | 0                                  | 0                        |
| 3.                   | Farmowners Multiple Peril .....                                     | 0   | 0                      | 0  | 0                                | 0                                      | 0                      | 0                    | 0  | 0  | 0  | 0                                  | 0                        |
| 4.                   | Homeowners Multiple Peril .....                                     | 0   | 0                      | 0  | 0                                | 0                                      | 0                      | 0                    | 0  | 0  | 0  | 0                                  | 0                        |
| 5.1                  | Commercial Multiple Peril (Non-Liability Portion) .....             | 5,451   | 4,336                  | 0  | 1,115                            | 0                                      | (3,405)                | 606                  | 0  | (72)   | 287  | 783                                | 3                        |
| 5.2                  | Commercial Multiple Peril (Liability Portion) .....                 | 0   | 0                      | 0  | 0                                | 0                                      | (850)                  | 1                    | 0  | (58)   | 0  | 0                                  | 0                        |
| 6.                   | Mortgage Guaranty .....   | 0   | 0                      | 0  | 0                                | 0                                      | 0                      | 0                    | 0  | 0  | 0  | 0                                  | 0                        |
| 8.                   | Ocean Marine .....  | 0   | 0                      | 0  | 0                                | 0                                      | 0                      | 0                    | 0  | 0  | 0  | 0                                  | 0                        |
| 9.                   | Inland Marine .....   | 4,003   | 5,456                  | 0  | 3,481                            | 0                                      | 23                     | 306                  | 0  | (49)   | 20   | 490                                | 0                        |
| 10.                  | Financial Guaranty .....  | 0   | 0                      | 0  | 0                                | 0                                      | 0                      | 0                    | 0  | 0  | 0  | 0                                  | 0                        |
| 11.1                 | Medical Professional Liability - Occurrence .....                   | 0   | 0                      | 0  | 0                                | 0                                      | 0                      | 0                    | 0  | 0  | 0  | 0                                  | 0                        |
| 11.2                 | Medical Professional Liability - Claims-Made .....                  | 0   | 0                      | 0  | 0                                | 0                                      | 0                      | 0                    | 0  | 0  | 0  | 0                                  | 0                        |
| 12.                  | Earthquake .....  | 0   | 0                      | 0  | 0                                | 0                                      | 0                      | 0                    | 0  | 0  | 0  | 0                                  | 0                        |
| 13.1                 | Comprehensive (hospital and medical) ind (b) .....                  | 0   | 0                      | 0  | 0                                | 0                                      | 0                      | 0                    | 0  | 0  | 0  | 0                                  | 0                        |
| 13.2                 | Comprehensive (hospital and medical) group (b) .....                | 0   | 0                      | 0  | 0                                | 0                                      | 0                      | 0                    | 0  | 0  | 0  | 0                                  | 0                        |
| 14.                  | Credit A&H (Group and Individual) .....                             | 0   | 0                      | 0  | 0                                | 0                                      | 0                      | 0                    | 0  | 0  | 0  | 0                                  | 0                        |
| 15.1                 | Vision Only (b).....  | 0   | 0                      | 0  | 0                                | 0                                      | 0                      | 0                    | 0  | 0  | 0  | 0                                  | 0                        |
| 15.2                 | Dental Only (b) .....   | 0   | 0                      | 0  | 0                                | 0                                      | 0                      | 0                    | 0  | 0  | 0  | 0                                  | 0                        |
| 15.3                 | Disability Income (b) .....   | 0   | 0                      | 0  | 0                                | 0                                      | 0                      | 0                    | 0  | 0  | 0  | 0                                  | 0                        |
| 15.4                 | Medicare Supplement (b) .....                                       | 0   | 0                      | 0  | 0                                | 0                                      | 0                      | 0                    | 0  | 0  | 0  | 0                                  | 0                        |
| 15.5                 | Medicaid Title XIX (b) .....  | 0   | 0                      | 0  | 0                                | 0                                      | 0                      | 0                    | 0  | 0  | 0  | 0                                  | 0                        |
| 15.6                 | Medicare Title XVIII (b).....                                       | 0   | 0                      | 0  | 0                                | 0                                      | 0                      | 0                    | 0  | 0  | 0  | 0                                  | 0                        |
| 15.7                 | Long-Term Care (b) .....  | 0   | 0                      | 0  | 0                                | 0                                      | 0                      | 0                    | 0  | 0  | 0  | 0                                  | 0                        |
| 15.8                 | Federal Employees Health Benefits Plan (b) .....                    | 0   | 0                      | 0  | 0                                | 0                                      | 0                      | 0                    | 0  | 0  | 0  | 0                                  | 0                        |
| 15.9                 | Other Health (b) .....  | 0   | 0                      | 0  | 0                                | 0                                      | 0                      | 0                    | 0  | 0  | 0  | 0                                  | 0                        |
| 16.                  | Workers' Compensation .....   | 325,146   | 371,346                | 0  | 138,887                          | 175,374                                | 249,663                | 637,040              | 16,597   | (1,172)  | 73,509   | 22,505                             | 0                        |
| 17.1                 | Other Liability - Occurrence .....                                  | 174,761   | 161,701                | 0  | 127,321                          | 41,476                                 | 24,109                 | 103,642              | 5,869  | (9,000)  | 22,272   | 17,829                             | 0                        |
| 17.2                 | Other Liability - Claims-Made .....                                 | 500   | 500                    | 0  | 376                              | 0                                      | 941                    | 2,870                | 0  | 154  | 506  | 47                                 | 0                        |
| 17.3                 | Excess Workers' Compensation .....                                  | 0   | 0                      | 0  | 0                                | 0                                      | 0                      | 0                    | 0  | 0  | 0  | 0                                  | 0                        |
| 18.1                 | Products Liability - Occurrence .....                               | 0   | 0                      | 0  | 0                                | 0                                      | 0                      | 0                    | 0  | 0  | 0  | 0                                  | 0                        |
| 18.2                 | Products Liability - Claims-Made .....                              | 0   | 0                      | 0  | 0                                | 0                                      | 0                      | 0                    | 0  | 0  | 0  | 0                                  | 0                        |
| 19.1                 | Private Passenger Auto No-Fault (Personal Injury Protection) .....  | 0   | 0                      | 0  | 0                                | 0                                      | 0                      | 0                    | 0  | 0  | 0  | 0                                  | 0                        |
| 19.2                 | Other Private Passenger Auto Liability .....                        | 0   | 0                      | 0  | 0                                | 0                                      | 0                      | 0                    | 0  | 0  | 0  | 0                                  | 0                        |
| 19.3                 | Commercial Auto No-Fault (Personal Injury Protection) .....         | 3,145   | 2,882                  | 0  | 2,243                            | 9,546                                  | 14,994                 | 6,539                | 0  | 30   | 83   | 314                                | 0                        |
| 19.4                 | Other Commercial Auto Liability .....                               | 163,226   | 183,407                | 0  | 140,320                          | 39,287                                 | 83,158                 | 170,643              | 19,087   | 41,758   | 43,266   | 18,955                             | 0                        |
| 21.1                 | Private Passenger Auto Physical Damage .....                        | 0   | 0                      | 0  | 0                                | 0                                      | 0                      | 0                    | 0  | 0  | 0  | 0                                  | 0                        |
| 21.2                 | Commercial Auto Physical Damage .....                               | 119,577   | 134,217                | 0  | 98,509                           | 35,460                                 | 28,615                 | 10,669               | 0  | (132)  | 2,744  | 15,962                             | 0                        |
| 22.                  | Aircraft (all perils) .....   | 0   | 0                      | 0  | 0                                | 0                                      | 0                      | 0                    | 0  | 0  | 0  | 0                                  | 0                        |
| 23.                  | Fidelity .....  | 0   | 0                      | 0  | 0                                | 0                                      | 0                      | 0                    | 0  | 0  | 0  | 0                                  | 0                        |
| 24.                  | Surety .....  | 0   | 0                      | 0  | 0                                | 0                                      | 0                      | 0                    | 0  | 0  | 0  | 0                                  | 0                        |
| 26.                  | Burglary and Theft .....  | 0   | 0                      | 0  | 0                                | 0                                      | 0                      | 0                    | 0  | 0  | 0  | 0                                  | 0                        |
| 27.                  | Boiler and Machinery .....  | 0   | 0                      | 0  | 0                                | 0                                      | 0                      | 0                    | 0  | 0  | 0  | 0                                  | 0                        |
| 28.                  | Credit .....  | 0   | 0                      | 0  | 0                                | 0                                      | 0                      | 0                    | 0  | 0  | 0  | 0                                  | 0                        |
| 29.                  | International .....   | 0   | 0                      | 0  | 0                                | 0                                      | 0                      | 0                    | 0  | 0  | 0  | 0                                  | 0                        |
| 30.                  | Warranty .....  | 0   | 0                      | 0  | 0                                | 0                                      | 0                      | 0                    | 0  | 0  | 0  | 0                                  | 0                        |
| 31.                  | Reins nonproportional assumed property .....                        | XXX   | XXX                    | XXX  | XXX                              | XXX                                    | XXX                    | XXX                  | XXX  | XXX  | XXX  | XXX                                | XXX                      |
| 32.                  | Reins nonproportional assumed liability .....                       | XXX   | XXX                    | XXX  | XXX                              | XXX                                    | XXX                    | XXX                  | XXX  | XXX  | XXX  | XXX                                | XXX                      |
| 33.                  | Reins nonproportional assumed financial lines .....                 | XXX   | XXX                    | XXX  | XXX                              | XXX                                    | XXX                    | XXX                  | XXX  | XXX  | XXX  | XXX                                | XXX                      |
| 34.                  | Aggregate Write-Ins for Other Lines of Business .....               | 0   | 0                      | 0  | 0                                | 0                                      | 0                      | 0                    | 0  | 0  | 0  | 0                                  | 0                        |
| 35.                  | Total (a) .....   | 795,809   | 863,845                | 0  | 512,253                          | 301,144                                | 397,248                | 932,314              | 41,552   | 31,459   | 142,687  | 76,885                             | 3                        |
| DETAILS OF WRITE-INS |   |   |                        |  |                                  |  |                        |                      |  |  |  |                                    |                          |
| 3401.                | .....   |   |                        |  |                                  |  |                        |                      |  |  |  |                                    |                          |
| 3402.                | .....   |   |                        |  |                                  |  |                        |                      |  |  |  |                                    |                          |
| 3403.                | .....   |   |                        |  |                                  |  |                        |                      |  |  |  |                                    |                          |
| 3498.                | Summary of remaining write-ins for Line 34 from overflow page ..... | 0   | 0                      | 0  | 0                                | 0                                      | 0                      | 0                    | 0  | 0  | 0  | 0                                  | 0                        |
| 3499.                | Totals (Lines 3401 thru 3403 plus 3498)(Line 34 above) .....        | 0   | 0                      | 0  | 0                                | 0                                      | 0                      | 0                    | 0  | 0  | 0  | 0                                  | 0                        |

(a) Finance and service charges not included in Lines 1 to 35 \$ .....

(b) For health business on indicated lines report: Number of persons insured under PPO managed care products ..... and number of persons insured under indemnity only products .....



ANNUAL STATEMENT FOR THE YEAR 2023 OF THE VANLINER INSURANCE COMPANY

EXHIBIT OF PREMIUMS AND LOSSES (Statutory Page 14)

NAIC Group Code 0084 BUSINESS IN THE STATE OF District of Columbia DURING THE YEAR 2023 NAIC Company Code 21172

| Line of Business     |   | Gross Premiums, Including Policy and Membership Fees, Less Return Premiums and Premiums on Policies not Taken |                        | 3  | 4                                | 5                                      | 6                      | 7                    | 8  | 9  | 10   | 11                                 | 12                       |
|----------------------|---|---|------------------------|--|----------------------------------|--|------------------------|----------------------|--|--|--|------------------------------------|--------------------------|
|                      |   | 1   | 2                      |  |                                  |  |                        |                      |  |  |  |                                    |                          |
|                      |   | Direct Premiums Written   | Direct Premiums Earned | Dividends Paid or Credited to Policyholders on Direct Business | Direct Unearned Premium Reserves | Direct Losses Paid (deducting salvage) | Direct Losses Incurred | Direct Losses Unpaid | Direct Defense and Cost Containment Expense Paid | Direct Defense and Cost Containment Expense Incurred | Direct Defense and Cost Containment Expense Unpaid | Commissions and Brokerage Expenses | Taxes, Licenses and Fees |
| 1.                   | Fire .....  | 0   | 0                      | 0  | 0                                | 0                                      | 0                      | 0                    | 0  | 0  | 0  | 0                                  | 0                        |
| 2.1                  | Allied Lines .....  | 0   | 0                      | 0  | 0                                | 0                                      | 0                      | 0                    | 0  | 0  | 0  | 0                                  | 0                        |
| 2.2                  | Multiple Peril Crop .....   | 0   | 0                      | 0  | 0                                | 0                                      | 0                      | 0                    | 0  | 0  | 0  | 0                                  | 0                        |
| 2.3                  | Federal Flood .....   | 0   | 0                      | 0  | 0                                | 0                                      | 0                      | 0                    | 0  | 0  | 0  | 0                                  | 0                        |
| 2.4                  | Private Crop .....  | 0   | 0                      | 0  | 0                                | 0                                      | 0                      | 0                    | 0  | 0  | 0  | 0                                  | 0                        |
| 2.5                  | Private Flood .....   | 0   | 0                      | 0  | 0                                | 0                                      | 0                      | 0                    | 0  | 0  | 0  | 0                                  | 0                        |
| 3.                   | Farmowners Multiple Peril .....                                     | 0   | 0                      | 0  | 0                                | 0                                      | 0                      | 0                    | 0  | 0  | 0  | 0                                  | 0                        |
| 4.                   | Homeowners Multiple Peril .....                                     | 0   | 0                      | 0  | 0                                | 0                                      | 0                      | 0                    | 0  | 0  | 0  | 0                                  | 0                        |
| 5.1                  | Commercial Multiple Peril (Non-Liability Portion) .....             | 0   | 0                      | 0  | 0                                | 0                                      | 0                      | 0                    | 0  | 0  | 0  | 0                                  | 0                        |
| 5.2                  | Commercial Multiple Peril (Liability Portion) .....                 | 0   | 0                      | 0  | 0                                | 0                                      | 0                      | 0                    | 0  | 0  | 0  | 0                                  | 0                        |
| 6.                   | Mortgage Guaranty .....   | 0   | 0                      | 0  | 0                                | 0                                      | 0                      | 0                    | 0  | 0  | 0  | 0                                  | 0                        |
| 8.                   | Ocean Marine .....  | 0   | 0                      | 0  | 0                                | 0                                      | 0                      | 0                    | 0  | 0  | 0  | 0                                  | 0                        |
| 9.                   | Inland Marine .....   | 0   | 0                      | 0  | 0                                | 0                                      | 0                      | 0                    | 0  | 0  | 0  | 0                                  | 0                        |
| 10.                  | Financial Guaranty .....  | 0   | 0                      | 0  | 0                                | 0                                      | 0                      | 0                    | 0  | 0  | 0  | 0                                  | 0                        |
| 11.1                 | Medical Professional Liability - Occurrence .....                   | 0   | 0                      | 0  | 0                                | 0                                      | 0                      | 0                    | 0  | 0  | 0  | 0                                  | 0                        |
| 11.2                 | Medical Professional Liability - Claims-Made .....                  | 0   | 0                      | 0  | 0                                | 0                                      | 0                      | 0                    | 0  | 0  | 0  | 0                                  | 0                        |
| 12.                  | Earthquake .....  | 0   | 0                      | 0  | 0                                | 0                                      | 0                      | 0                    | 0  | 0  | 0  | 0                                  | 0                        |
| 13.1                 | Comprehensive (hospital and medical) ind (b) .....                  | 0   | 0                      | 0  | 0                                | 0                                      | 0                      | 0                    | 0  | 0  | 0  | 0                                  | 0                        |
| 13.2                 | Comprehensive (hospital and medical) group (b) .....                | 0   | 0                      | 0  | 0                                | 0                                      | 0                      | 0                    | 0  | 0  | 0  | 0                                  | 0                        |
| 14.                  | Credit A&H (Group and Individual) .....                             | 0   | 0                      | 0  | 0                                | 0                                      | 0                      | 0                    | 0  | 0  | 0  | 0                                  | 0                        |
| 15.1                 | Vision Only (b).....  | 0   | 0                      | 0  | 0                                | 0                                      | 0                      | 0                    | 0  | 0  | 0  | 0                                  | 0                        |
| 15.2                 | Dental Only (b) .....   | 0   | 0                      | 0  | 0                                | 0                                      | 0                      | 0                    | 0  | 0  | 0  | 0                                  | 0                        |
| 15.3                 | Disability Income (b) .....   | 0   | 0                      | 0  | 0                                | 0                                      | 0                      | 0                    | 0  | 0  | 0  | 0                                  | 0                        |
| 15.4                 | Medicare Supplement (b) .....                                       | 0   | 0                      | 0  | 0                                | 0                                      | 0                      | 0                    | 0  | 0  | 0  | 0                                  | 0                        |
| 15.5                 | Medicaid Title XIX (b) .....  | 0   | 0                      | 0  | 0                                | 0                                      | 0                      | 0                    | 0  | 0  | 0  | 0                                  | 0                        |
| 15.6                 | Medicare Title XVIII (b).....                                       | 0   | 0                      | 0  | 0                                | 0                                      | 0                      | 0                    | 0  | 0  | 0  | 0                                  | 0                        |
| 15.7                 | Long-Term Care (b) .....  | 0   | 0                      | 0  | 0                                | 0                                      | 0                      | 0                    | 0  | 0  | 0  | 0                                  | 0                        |
| 15.8                 | Federal Employees Health Benefits Plan (b) .....                    | 0   | 0                      | 0  | 0                                | 0                                      | 0                      | 0                    | 0  | 0  | 0  | 0                                  | 0                        |
| 15.9                 | Other Health (b) .....  | 0   | 0                      | 0  | 0                                | 0                                      | 0                      | 0                    | 0  | 0  | 0  | 0                                  | 0                        |
| 16.                  | Workers' Compensation .....   | 36,667  | 37,615                 | 0  | 17,306                           | 0                                      | 1,698                  | 28,008               | 0  | (402)  | 4,546  | 3,159                              | 0                        |
| 17.1                 | Other Liability - Occurrence .....                                  | 1   | 1,157                  | 0  | 1                                | 0                                      | (1,262)                | 1,665                | 0  | (7)  | 358  | 0                                  | 0                        |
| 17.2                 | Other Liability - Claims-Made .....                                 | 0   | 0                      | 0  | 0                                | 0                                      | 0                      | 0                    | 0  | 0  | 0  | 0                                  | 0                        |
| 17.3                 | Excess Workers' Compensation .....                                  | 0   | 0                      | 0  | 0                                | 0                                      | 0                      | 0                    | 0  | 0  | 0  | 0                                  | 0                        |
| 18.1                 | Products Liability - Occurrence .....                               | 0   | 0                      | 0  | 0                                | 0                                      | 0                      | 0                    | 0  | 0  | 0  | 0                                  | 0                        |
| 18.2                 | Products Liability - Claims-Made .....                              | 0   | 0                      | 0  | 0                                | 0                                      | 0                      | 0                    | 0  | 0  | 0  | 0                                  | 0                        |
| 19.1                 | Private Passenger Auto No-Fault (Personal Injury Protection) .....  | 0   | 0                      | 0  | 0                                | 0                                      | 0                      | 0                    | 0  | 0  | 0  | 0                                  | 0                        |
| 19.2                 | Other Private Passenger Auto Liability .....                        | 0   | 0                      | 0  | 0                                | 0                                      | 0                      | 0                    | 0  | 0  | 0  | 0                                  | 0                        |
| 19.3                 | Commercial Auto No-Fault (Personal Injury Protection) .....         | 76  | 73                     | 0  | 44                               | 0                                      | 0                      | 0                    | 0  | 0  | 0  | 7                                  | (1)                      |
| 19.4                 | Other Commercial Auto Liability .....                               | 2,899   | 3,106                  | 0  | 1,695                            | 0                                      | 39,007                 | 39,350               | 0  | 413  | 469  | 278                                | 0                        |
| 21.1                 | Private Passenger Auto Physical Damage .....                        | 0   | 0                      | 0  | 0                                | 0                                      | 0                      | 0                    | 0  | 0  | 0  | 0                                  | 0                        |
| 21.2                 | Commercial Auto Physical Damage .....                               | 1,864   | 1,009                  | 0  | 1,090                            | 0                                      | 33                     | 46                   | 0  | 186  | 189  | 179                                | 0                        |
| 22.                  | Aircraft (all perils) .....   | 0   | 0                      | 0  | 0                                | 0                                      | 0                      | 0                    | 0  | 0  | 0  | 0                                  | 0                        |
| 23.                  | Fidelity .....  | 0   | 0                      | 0  | 0                                | 0                                      | 0                      | 0                    | 0  | 0  | 0  | 0                                  | 0                        |
| 24.                  | Surety .....  | 0   | 0                      | 0  | 0                                | 0                                      | 0                      | 0                    | 0  | 0  | 0  | 0                                  | 0                        |
| 26.                  | Burglary and Theft .....  | 0   | 0                      | 0  | 0                                | 0                                      | 0                      | 0                    | 0  | 0  | 0  | 0                                  | 0                        |
| 27.                  | Boiler and Machinery .....  | 0   | 0                      | 0  | 0                                | 0                                      | 0                      | 0                    | 0  | 0  | 0  | 0                                  | 0                        |
| 28.                  | Credit .....  | 0   | 0                      | 0  | 0                                | 0                                      | 0                      | 0                    | 0  | 0  | 0  | 0                                  | 0                        |
| 29.                  | International .....   | 0   | 0                      | 0  | 0                                | 0                                      | 0                      | 0                    | 0  | 0  | 0  | 0                                  | 0                        |
| 30.                  | Warranty .....  | 0   | 0                      | 0  | 0                                | 0                                      | 0                      | 0                    | 0  | 0  | 0  | 0                                  | 0                        |
| 31.                  | Reins nonproportional assumed property .....                        | XXX   | XXX                    | XXX  | XXX                              | XXX                                    | XXX                    | XXX                  | XXX  | XXX  | XXX  | XXX                                | XXX                      |
| 32.                  | Reins nonproportional assumed liability .....                       | XXX   | XXX                    | XXX  | XXX                              | XXX                                    | XXX                    | XXX                  | XXX  | XXX  | XXX  | XXX                                | XXX                      |
| 33.                  | Reins nonproportional assumed financial lines .....                 | XXX   | XXX                    | XXX  | XXX                              | XXX                                    | XXX                    | XXX                  | XXX  | XXX  | XXX  | XXX                                | XXX                      |
| 34.                  | Aggregate Write-Ins for Other Lines of Business .....               | 0   | 0                      | 0  | 0                                | 0                                      | 0                      | 0                    | 0  | 0  | 0  | 0                                  | 0                        |
| 35.                  | Total (a) .....   | 41,507  | 42,959                 | 0  | 20,136                           | 0                                      | 39,476                 | 69,069               | 0  | 190  | 5,562  | 3,624                              | (1)                      |
| DETAILS OF WRITE-INS |   |   |                        |  |                                  |  |                        |                      |  |  |  |                                    |                          |
| 3401.                | .....   |   |                        |  |                                  |  |                        |                      |  |  |  |                                    |                          |
| 3402.                | .....   |   |                        |  |                                  |  |                        |                      |  |  |  |                                    |                          |
| 3403.                | .....   |   |                        |  |                                  |  |                        |                      |  |  |  |                                    |                          |
| 3498.                | Summary of remaining write-ins for Line 34 from overflow page ..... | 0   | 0                      | 0  | 0                                | 0                                      | 0                      | 0                    | 0  | 0  | 0  | 0                                  | 0                        |
| 3499.                | Totals (Lines 3401 thru 3403 plus 3498)(Line 34 above) .....        | 0   | 0                      | 0  | 0                                | 0                                      | 0                      | 0                    | 0  | 0  | 0  | 0                                  | 0                        |

(a) Finance and service charges not included in Lines 1 to 35 \$ .....0  
(b) For health business on indicated lines report: Number of persons insured under PPO managed care products .....0 and number of persons insured under indemnity only products .....0 .



ANNUAL STATEMENT FOR THE YEAR 2023 OF THE VANLINER INSURANCE COMPANY  
EXHIBIT OF PREMIUMS AND LOSSES (Statutory Page 14)

NAIC Group Code 0084 BUSINESS IN THE STATE OF Florida DURING THE YEAR 2023 NAIC Company Code 21172

| Line of Business     |   | Gross Premiums, Including Policy and Membership Fees, Less Return Premiums and Premiums on Policies not Taken |                        | 3  | 4                                | 5                                      | 6                      | 7                    | 8  | 9  | 10   | 11                                 | 12                       |
|----------------------|---|---|------------------------|--|----------------------------------|--|------------------------|----------------------|--|--|--|------------------------------------|--------------------------|
|                      |   | 1   | 2                      |  |                                  |  |                        |                      |  |  |  |                                    |                          |
|                      |   | Direct Premiums Written   | Direct Premiums Earned | Dividends Paid or Credited to Policyholders on Direct Business | Direct Unearned Premium Reserves | Direct Losses Paid (deducting salvage) | Direct Losses Incurred | Direct Losses Unpaid | Direct Defense and Cost Containment Expense Paid | Direct Defense and Cost Containment Expense Incurred | Direct Defense and Cost Containment Expense Unpaid | Commissions and Brokerage Expenses | Taxes, Licenses and Fees |
| 1.                   | Fire .....  | 0   | 0                      | 0  | 0                                | 0                                      | 0                      | 0                    | 0  | 0  | 0  | 0                                  | 0                        |
| 2.1                  | Allied Lines .....  | 0   | 0                      | 0  | 0                                | 0                                      | 0                      | 0                    | 0  | 0  | 0  | 0                                  | 0                        |
| 2.2                  | Multiple Peril Crop .....   | 0   | 0                      | 0  | 0                                | 0                                      | 0                      | 0                    | 0  | 0  | 0  | 0                                  | 0                        |
| 2.3                  | Federal Flood .....   | 0   | 0                      | 0  | 0                                | 0                                      | 0                      | 0                    | 0  | 0  | 0  | 0                                  | 0                        |
| 2.4                  | Private Crop .....  | 0   | 0                      | 0  | 0                                | 0                                      | 0                      | 0                    | 0  | 0  | 0  | 0                                  | 0                        |
| 2.5                  | Private Flood .....   | 0   | 0                      | 0  | 0                                | 0                                      | 0                      | 0                    | 0  | 0  | 0  | 0                                  | 0                        |
| 3.                   | Farmowners Multiple Peril .....                                     | 0   | 0                      | 0  | 0                                | 0                                      | 0                      | 0                    | 0  | 0  | 0  | 0                                  | 0                        |
| 4.                   | Homeowners Multiple Peril .....                                     | 0   | 0                      | 0  | 0                                | 0                                      | 0                      | 0                    | 0  | 0  | 0  | 0                                  | 0                        |
| 5.1                  | Commercial Multiple Peril (Non-Liability Portion) .....             | 13,692  | 13,051                 | 0  | 6,355                            | 0                                      | (2,836)                | 4,832                | 0  | 1,601  | 2,288  | 2,068                              | 0                        |
| 5.2                  | Commercial Multiple Peril (Liability Portion) .....                 | 17,516  | 14,582                 | 0  | 5,631                            | 0                                      | (2,089)                | 3,550                | 11,977   | 12,017   | 428  | 2,527                              | 0                        |
| 6.                   | Mortgage Guaranty .....   | 0   | 0                      | 0  | 0                                | 0                                      | 0                      | 0                    | 0  | 0  | 0  | 0                                  | 0                        |
| 8.                   | Ocean Marine .....  | 0   | 0                      | 0  | 0                                | 0                                      | (4,302)                | 0                    | 0  | (776)  | 0  | 0                                  | 0                        |
| 9.                   | Inland Marine .....   | 31,905  | 32,488                 | 0  | 16,930                           | 5,000                                  | (11,962)               | 2,307                | 0  | (279)  | 148  | 3,888                              | 0                        |
| 10.                  | Financial Guaranty .....  | 0   | 0                      | 0  | 0                                | 0                                      | 0                      | 0                    | 0  | 0  | 0  | 0                                  | 0                        |
| 11.1                 | Medical Professional Liability - Occurrence .....                   | 0   | 0                      | 0  | 0                                | 0                                      | 0                      | 0                    | 0  | 0  | 0  | 0                                  | 0                        |
| 11.2                 | Medical Professional Liability - Claims-Made .....                  | 0   | 0                      | 0  | 0                                | 0                                      | 0                      | 0                    | 0  | 0  | 0  | 0                                  | 0                        |
| 12.                  | Earthquake .....  | 0   | 0                      | 0  | 0                                | 0                                      | 0                      | 0                    | 0  | 0  | 0  | 0                                  | 0                        |
| 13.1                 | Comprehensive (hospital and medical) ind (b) .....                  | 0   | 0                      | 0  | 0                                | 0                                      | 0                      | 0                    | 0  | 0  | 0  | 0                                  | 0                        |
| 13.2                 | Comprehensive (hospital and medical) group (b) .....                | 0   | 0                      | 0  | 0                                | 0                                      | 0                      | 0                    | 0  | 0  | 0  | 0                                  | 0                        |
| 14.                  | Credit A&H (Group and Individual) .....                             | 0   | 0                      | 0  | 0                                | 0                                      | 0                      | 0                    | 0  | 0  | 0  | 0                                  | 0                        |
| 15.1                 | Vision Only (b) .....   | 0   | 0                      | 0  | 0                                | 0                                      | 0                      | 0                    | 0  | 0  | 0  | 0                                  | 0                        |
| 15.2                 | Dental Only (b) .....   | 0   | 0                      | 0  | 0                                | 0                                      | 0                      | 0                    | 0  | 0  | 0  | 0                                  | 0                        |
| 15.3                 | Disability Income (b) .....   | 0   | 0                      | 0  | 0                                | 0                                      | 0                      | 0                    | 0  | 0  | 0  | 0                                  | 0                        |
| 15.4                 | Medicare Supplement (b) .....                                       | 0   | 0                      | 0  | 0                                | 0                                      | 0                      | 0                    | 0  | 0  | 0  | 0                                  | 0                        |
| 15.5                 | Medicaid Title XIX (b) .....  | 0   | 0                      | 0  | 0                                | 0                                      | 0                      | 0                    | 0  | 0  | 0  | 0                                  | 0                        |
| 15.6                 | Medicare Title XVIII (b) .....                                      | 0   | 0                      | 0  | 0                                | 0                                      | 0                      | 0                    | 0  | 0  | 0  | 0                                  | 0                        |
| 15.7                 | Long-Term Care (b) .....  | 0   | 0                      | 0  | 0                                | 0                                      | 0                      | 0                    | 0  | 0  | 0  | 0                                  | 0                        |
| 15.8                 | Federal Employees Health Benefits Plan (b) .....                    | 0   | 0                      | 0  | 0                                | 0                                      | 0                      | 0                    | 0  | 0  | 0  | 0                                  | 0                        |
| 15.9                 | Other Health (b) .....  | 0   | 0                      | 0  | 0                                | 0                                      | 0                      | 0                    | 0  | 0  | 0  | 0                                  | 0                        |
| 16.                  | Workers' Compensation .....   | 7,004,555   | 6,716,912              | 0  | 3,433,594                        | 3,071,505                              | 3,969,517              | 8,906,463            | 319,618  | 72,608   | 1,141,435  | 221,380                            | (2,106)                  |
| 17.1                 | Other Liability - Occurrence .....                                  | 3,409,431   | 3,226,974              | 0  | 2,339,918                        | 229,681                                | 207,822                | 2,623,301            | 82,073   | 118,259  | 586,042  | 157,729                            | 0                        |
| 17.2                 | Other Liability - Claims-Made .....                                 | 3,398   | 3,558                  | 0  | 1,456                            | 0                                      | 6,015                  | 18,145               | 0  | 986  | 3,202  | 342                                | 0                        |
| 17.3                 | Excess Workers' Compensation .....                                  | 0   | 0                      | 0  | 0                                | 0                                      | 0                      | 0                    | 0  | 0  | 0  | 0                                  | 0                        |
| 18.1                 | Products Liability - Occurrence .....                               | 0   | 0                      | 0  | 0                                | 0                                      | 0                      | 0                    | 0  | 0  | 0  | 0                                  | 0                        |
| 18.2                 | Products Liability - Claims-Made .....                              | 0   | 0                      | 0  | 0                                | 0                                      | 0                      | 0                    | 0  | 0  | 0  | 0                                  | 0                        |
| 19.1                 | Private Passenger Auto No-Fault (Personal Injury Protection) .....  | 0   | 0                      | 0  | 0                                | 0                                      | 0                      | 0                    | 0  | 0  | 0  | 0                                  | 0                        |
| 19.2                 | Other Private Passenger Auto Liability .....                        | 0   | 0                      | 0  | 0                                | 0                                      | 0                      | 0                    | 0  | 0  | 0  | 0                                  | 0                        |
| 19.3                 | Commercial Auto No-Fault (Personal Injury Protection) .....         | 78,088  | 69,613                 | 0  | 34,508                           | 11,108                                 | 6,903                  | 2,727                | 4,031  | (4,620)  | 693  | 3,706                              | 0                        |
| 19.4                 | Other Commercial Auto Liability .....                               | 8,100,753   | 6,835,113              | 0  | 3,666,093                        | 3,750,662                              | 5,965,215              | 9,716,012            | 266,825  | 380,744  | 922,599  | 364,546                            | (1,678)                  |
| 21.1                 | Private Passenger Auto Physical Damage .....                        | 0   | 0                      | 0  | 0                                | 0                                      | 0                      | 0                    | 0  | 0  | 0  | 0                                  | 0                        |
| 21.2                 | Commercial Auto Physical Damage .....                               | 1,425,537   | 1,596,452              | 0  | 417,926                          | 930,237                                | 618,419                | 232,139              | (110)  | (16,510)   | 41,466   | 82,102                             | 390                      |
| 22.                  | Aircraft (all perils) .....   | 0   | 0                      | 0  | 0                                | 0                                      | 0                      | 0                    | 0  | 0  | 0  | 0                                  | 0                        |
| 23.                  | Fidelity .....  | 0   | 0                      | 0  | 0                                | 0                                      | 0                      | 0                    | 0  | 0  | 0  | 0                                  | 0                        |
| 24.                  | Surety .....  | 0   | 0                      | 0  | 0                                | 0                                      | 0                      | 0                    | 0  | 0  | 0  | 0                                  | 0                        |
| 26.                  | Burglary and Theft .....  | 0   | 2,853                  | 0  | 0                                | 0                                      | 781                    | 1,962                | 0  | 138  | 346  | 0                                  | 0                        |
| 27.                  | Boiler and Machinery .....  | 0   | 0                      | 0  | 0                                | 0                                      | 0                      | 0                    | 0  | 0  | 0  | 0                                  | 0                        |
| 28.                  | Credit .....  | 0   | 0                      | 0  | 0                                | 0                                      | 0                      | 0                    | 0  | 0  | 0  | 0                                  | 0                        |
| 29.                  | International .....   | 0   | 0                      | 0  | 0                                | 0                                      | 0                      | 0                    | 0  | 0  | 0  | 0                                  | 0                        |
| 30.                  | Warranty .....  | 0   | 0                      | 0  | 0                                | 0                                      | 0                      | 0                    | 0  | 0  | 0  | 0                                  | 0                        |
| 31.                  | Reins nonproportional assumed property .....                        | XXX   | XXX                    | XXX  | XXX                              | XXX                                    | XXX                    | XXX                  | XXX  | XXX  | XXX  | XXX                                | XXX                      |
| 32.                  | Reins nonproportional assumed liability .....                       | XXX   | XXX                    | XXX  | XXX                              | XXX                                    | XXX                    | XXX                  | XXX  | XXX  | XXX  | XXX                                | XXX                      |
| 33.                  | Reins nonproportional assumed financial lines .....                 | XXX   | XXX                    | XXX  | XXX                              | XXX                                    | XXX                    | XXX                  | XXX  | XXX  | XXX  | XXX                                | XXX                      |
| 34.                  | Aggregate Write-Ins for Other Lines of Business .....               | 0   | 0                      | 0  | 0                                | 0                                      | 0                      | 0                    | 0  | 0  | 0  | 0                                  | 0                        |
| 35.                  | Total (a) .....   | 20,084,874  | 18,511,595             | 0  | 9,922,410                        | 7,998,192                              | 10,753,483             | 21,511,438           | 684,413  | 564,169  | 2,698,648  | 838,287                            | (3,394)                  |
| DETAILS OF WRITE-INS |   |   |                        |  |                                  |  |                        |                      |  |  |  |                                    |                          |
| 3401.                | .....   |   |                        |  |                                  |  |                        |                      |  |  |  |                                    |                          |
| 3402.                | .....   |   |                        |  |                                  |  |                        |                      |  |  |  |                                    |                          |
| 3403.                | .....   |   |                        |  |                                  |  |                        |                      |  |  |  |                                    |                          |
| 3498.                | Summary of remaining write-ins for Line 34 from overflow page ..... | 0   | 0                      | 0  | 0                                | 0                                      | 0                      | 0                    | 0  | 0  | 0  | 0                                  | 0                        |
| 3499.                | Totals (Lines 3401 thru 3403 plus 3498)(Line 34 above) .....        | 0   | 0                      | 0  | 0                                | 0                                      | 0                      | 0                    | 0  | 0  | 0  | 0                                  | 0                        |

(a) Finance and service charges not included in Lines 1 to 35 \$ ..... 25  
(b) For health business on indicated lines report: Number of persons insured under PPO managed care products .....0 and number of persons insured under indemnity only products .....0 .



ANNUAL STATEMENT FOR THE YEAR 2023 OF THE VANLINER INSURANCE COMPANY  
EXHIBIT OF PREMIUMS AND LOSSES (Statutory Page 14)

NAIC Group Code 0084 BUSINESS IN THE STATE OF Georgia DURING THE YEAR 2023 NAIC Company Code 21172

| Line of Business     |   | Gross Premiums, Including Policy and Membership Fees, Less Return Premiums and Premiums on Policies not Taken |                        | 3  | 4                                | 5                                      | 6                      | 7                    | 8  | 9  | 10   | 11                                 | 12                       |
|----------------------|---|---|------------------------|--|----------------------------------|--|------------------------|----------------------|--|--|--|------------------------------------|--------------------------|
|                      |   | 1   | 2                      |  |                                  |  |                        |                      |  |  |  |                                    |                          |
|                      |   | Direct Premiums Written   | Direct Premiums Earned | Dividends Paid or Credited to Policyholders on Direct Business | Direct Unearned Premium Reserves | Direct Losses Paid (deducting salvage) | Direct Losses Incurred | Direct Losses Unpaid | Direct Defense and Cost Containment Expense Paid | Direct Defense and Cost Containment Expense Incurred | Direct Defense and Cost Containment Expense Unpaid | Commissions and Brokerage Expenses | Taxes, Licenses and Fees |
| 1.                   | Fire .....  | 567   | 189                    | 0  | 378                              | 0                                      | 39                     | 39                   | 0  | 7  | 7  | 85                                 | 0                        |
| 2.1                  | Allied Lines .....  | 412   | 137                    | 0  | 275                              | 0                                      | 28                     | 28                   | 0  | 5  | 5  | 62                                 | 0                        |
| 2.2                  | Multiple Peril Crop .....   | 0   | 0                      | 0  | 0                                | 0                                      | 0                      | 0                    | 0  | 0  | 0  | 0                                  | 0                        |
| 2.3                  | Federal Flood .....   | 0   | 0                      | 0  | 0                                | 0                                      | 0                      | 0                    | 0  | 0  | 0  | 0                                  | 0                        |
| 2.4                  | Private Crop .....  | 0   | 0                      | 0  | 0                                | 0                                      | 0                      | 0                    | 0  | 0  | 0  | 0                                  | 0                        |
| 2.5                  | Private Flood .....   | 0   | 0                      | 0  | 0                                | 0                                      | 0                      | 0                    | 0  | 0  | 0  | 0                                  | 0                        |
| 3.                   | Farmowners Multiple Peril .....                                     | 0   | 0                      | 0  | 0                                | 0                                      | 0                      | 0                    | 0  | 0  | 0  | 0                                  | 0                        |
| 4.                   | Homeowners Multiple Peril .....                                     | 0   | 0                      | 0  | 0                                | 0                                      | 0                      | 0                    | 0  | 0  | 0  | 0                                  | 0                        |
| 5.1                  | Commercial Multiple Peril (Non-Liability Portion) .....             | 43,612  | 38,704                 | 0  | 33,051                           | 0                                      | 2,150                  | 9,912                | 0  | 3,998  | 4,693  | 5,985                              | 0                        |
| 5.2                  | Commercial Multiple Peril (Liability Portion) .....                 | 63,477  | 55,826                 | 0  | 49,074                           | 0                                      | 3,614                  | 14,904               | 5,310  | (12,355)   | 1,797  | 8,592                              | 0                        |
| 6.                   | Mortgage Guaranty .....   | 0   | 0                      | 0  | 0                                | 0                                      | 0                      | 0                    | 0  | 0  | 0  | 0                                  | 0                        |
| 8.                   | Ocean Marine .....  | 0   | 0                      | 0  | 0                                | 0                                      | 0                      | 0                    | 0  | 0  | 0  | 0                                  | 0                        |
| 9.                   | Inland Marine .....   | 2,449   | 8,364                  | 0  | 3,306                            | 0                                      | (10)                   | 1,029                | 0  | (185)  | 66   | 296                                | 0                        |
| 10.                  | Financial Guaranty .....  | 0   | 0                      | 0  | 0                                | 0                                      | 0                      | 0                    | 0  | 0  | 0  | 0                                  | 0                        |
| 11.1                 | Medical Professional Liability - Occurrence .....                   | 0   | 0                      | 0  | 0                                | 0                                      | 0                      | 0                    | 0  | 0  | 0  | 0                                  | 0                        |
| 11.2                 | Medical Professional Liability - Claims-Made .....                  | 0   | 0                      | 0  | 0                                | 0                                      | 0                      | 0                    | 0  | 0  | 0  | 0                                  | 0                        |
| 12.                  | Earthquake .....  | 0   | 0                      | 0  | 0                                | 0                                      | 0                      | 0                    | 0  | 0  | 0  | 0                                  | 0                        |
| 13.1                 | Comprehensive (hospital and medical) ind (b) .....                  | 0   | 0                      | 0  | 0                                | 0                                      | 0                      | 0                    | 0  | 0  | 0  | 0                                  | 0                        |
| 13.2                 | Comprehensive (hospital and medical) group (b) .....                | 0   | 0                      | 0  | 0                                | 0                                      | 0                      | 0                    | 0  | 0  | 0  | 0                                  | 0                        |
| 14.                  | Credit A&H (Group and Individual) .....                             | 0   | 0                      | 0  | 0                                | 0                                      | 0                      | 0                    | 0  | 0  | 0  | 0                                  | 0                        |
| 15.1                 | Vision Only (b).....  | 0   | 0                      | 0  | 0                                | 0                                      | 0                      | 0                    | 0  | 0  | 0  | 0                                  | 0                        |
| 15.2                 | Dental Only (b) .....   | 0   | 0                      | 0  | 0                                | 0                                      | 0                      | 0                    | 0  | 0  | 0  | 0                                  | 0                        |
| 15.3                 | Disability Income (b) .....   | 0   | 0                      | 0  | 0                                | 0                                      | 0                      | 0                    | 0  | 0  | 0  | 0                                  | 0                        |
| 15.4                 | Medicare Supplement (b) .....                                       | 0   | 0                      | 0  | 0                                | 0                                      | 0                      | 0                    | 0  | 0  | 0  | 0                                  | 0                        |
| 15.5                 | Medicaid Title XIX (b) .....  | 0   | 0                      | 0  | 0                                | 0                                      | 0                      | 0                    | 0  | 0  | 0  | 0                                  | 0                        |
| 15.6                 | Medicare Title XVIII (b).....                                       | 0   | 0                      | 0  | 0                                | 0                                      | 0                      | 0                    | 0  | 0  | 0  | 0                                  | 0                        |
| 15.7                 | Long-Term Care (b) .....  | 0   | 0                      | 0  | 0                                | 0                                      | 0                      | 0                    | 0  | 0  | 0  | 0                                  | 0                        |
| 15.8                 | Federal Employees Health Benefits Plan (b) .....                    | 0   | 0                      | 0  | 0                                | 0                                      | 0                      | 0                    | 0  | 0  | 0  | 0                                  | 0                        |
| 15.9                 | Other Health (b) .....  | 0   | 0                      | 0  | 0                                | 0                                      | 0                      | 0                    | 0  | 0  | 0  | 0                                  | 0                        |
| 16.                  | Workers' Compensation .....   | 1,501,772   | 1,440,645              | 0  | 642,409                          | 2,865,488                              | 4,907,016              | 4,348,749            | 67,480   | (35,180)   | 291,368  | 104,190                            | 0                        |
| 17.1                 | Other Liability - Occurrence .....                                  | 514,079   | 703,480                | 0  | 281,702                          | 93,144                                 | 143,470                | 659,489              | 6,279  | 50,207   | 126,389  | 45,970                             | 0                        |
| 17.2                 | Other Liability - Claims-Made .....                                 | 919   | 1,065                  | 0  | 204                              | 0                                      | 2,707                  | 4,753                | 0  | 465  | 839  | 84                                 | 0                        |
| 17.3                 | Excess Workers' Compensation .....                                  | 0   | 0                      | 0  | 0                                | 0                                      | 0                      | 0                    | 0  | 0  | 0  | 0                                  | 0                        |
| 18.1                 | Products Liability - Occurrence .....                               | 0   | 0                      | 0  | 0                                | 0                                      | 0                      | 0                    | 0  | 0  | 0  | 0                                  | 0                        |
| 18.2                 | Products Liability - Claims-Made .....                              | 0   | 0                      | 0  | 0                                | 0                                      | 0                      | 0                    | 0  | 0  | 0  | 0                                  | 0                        |
| 19.1                 | Private Passenger Auto No-Fault (Personal Injury Protection) .....  | 0   | 0                      | 0  | 0                                | 0                                      | 0                      | 0                    | 0  | 0  | 0  | 0                                  | 0                        |
| 19.2                 | Other Private Passenger Auto Liability .....                        | 0   | 0                      | 0  | 0                                | 0                                      | 0                      | 0                    | 0  | 0  | 0  | 0                                  | 0                        |
| 19.3                 | Commercial Auto No-Fault (Personal Injury Protection) .....         | 0   | 0                      | 0  | 0                                | 0                                      | (5)                    | 1                    | 0  | (1)  | 0  | 0                                  | 0                        |
| 19.4                 | Other Commercial Auto Liability .....                               | 2,436,768   | 2,330,899              | 0  | 1,125,852                        | 1,517,528                              | 2,640,787              | 4,044,325            | 132,104  | 224,378  | 362,610  | 122,549                            | 0                        |
| 21.1                 | Private Passenger Auto Physical Damage .....                        | 0   | 0                      | 0  | 0                                | 0                                      | 0                      | 0                    | 0  | 0  | 0  | 0                                  | 0                        |
| 21.2                 | Commercial Auto Physical Damage .....                               | 347,270   | 430,627                | 0  | 113,678                          | 323,552                                | 80,873                 | 55,030               | (135)  | (12,040)   | 13,768   | 22,595                             | 0                        |
| 22.                  | Aircraft (all perils) .....   | 0   | 0                      | 0  | 0                                | 0                                      | 0                      | 0                    | 0  | 0  | 0  | 0                                  | 0                        |
| 23.                  | Fidelity .....  | 0   | 0                      | 0  | 0                                | 0                                      | 0                      | 0                    | 0  | 0  | 0  | 0                                  | 0                        |
| 24.                  | Surety .....  | 0   | 0                      | 0  | 0                                | 0                                      | 0                      | 0                    | 0  | 0  | 0  | 0                                  | 0                        |
| 26.                  | Burglary and Theft .....  | 0   | 0                      | 0  | 0                                | 0                                      | 0                      | 0                    | 0  | 0  | 0  | 0                                  | 0                        |
| 27.                  | Boiler and Machinery .....  | 164   | 55                     | 0  | 109                              | 0                                      | 13                     | 13                   | 0  | 2  | 2  | 25                                 | 0                        |
| 28.                  | Credit .....  | 0   | 0                      | 0  | 0                                | 0                                      | 0                      | 0                    | 0  | 0  | 0  | 0                                  | 0                        |
| 29.                  | International .....   | 0   | 0                      | 0  | 0                                | 0                                      | 0                      | 0                    | 0  | 0  | 0  | 0                                  | 0                        |
| 30.                  | Warranty .....  | 0   | 0                      | 0  | 0                                | 0                                      | 0                      | 0                    | 0  | 0  | 0  | 0                                  | 0                        |
| 31.                  | Reins nonproportional assumed property .....                        | XXX   | XXX                    | XXX  | XXX                              | XXX                                    | XXX                    | XXX                  | XXX  | XXX  | XXX  | XXX                                | XXX                      |
| 32.                  | Reins nonproportional assumed liability .....                       | XXX   | XXX                    | XXX  | XXX                              | XXX                                    | XXX                    | XXX                  | XXX  | XXX  | XXX  | XXX                                | XXX                      |
| 33.                  | Reins nonproportional assumed financial lines .....                 | XXX   | XXX                    | XXX  | XXX                              | XXX                                    | XXX                    | XXX                  | XXX  | XXX  | XXX  | XXX                                | XXX                      |
| 34.                  | Aggregate Write-Ins for Other Lines of Business .....               | 0   | 0                      | 0  | 0                                | 0                                      | 0                      | 0                    | 0  | 0  | 0  | 0                                  | 0                        |
| 35.                  | Total (a) .....   | 4,911,489   | 5,009,991              | 0  | 2,250,039                        | 4,799,713                              | 7,780,682              | 9,138,273            | 211,037  | 219,301  | 801,544  | 310,433                            | 0                        |
| DETAILS OF WRITE-INS |   |   |                        |  |                                  |  |                        |                      |  |  |  |                                    |                          |
| 3401.                | .....   |   |                        |  |                                  |  |                        |                      |  |  |  |                                    |                          |
| 3402.                | .....   |   |                        |  |                                  |  |                        |                      |  |  |  |                                    |                          |
| 3403.                | .....   |   |                        |  |                                  |  |                        |                      |  |  |  |                                    |                          |
| 3498.                | Summary of remaining write-ins for Line 34 from overflow page ..... | 0   | 0                      | 0  | 0                                | 0                                      | 0                      | 0                    | 0  | 0  | 0  | 0                                  | 0                        |
| 3499.                | Totals (Lines 3401 thru 3403 plus 3498)(Line 34 above) .....        | 0   | 0                      | 0  | 0                                | 0                                      | 0                      | 0                    | 0  | 0  | 0  | 0                                  | 0                        |

(a) Finance and service charges not included in Lines 1 to 35 \$ 150  
(b) For health business on indicated lines report: Number of persons insured under PPO managed care products 0 and number of persons insured under indemnity only products 0



ANNUAL STATEMENT FOR THE YEAR 2023 OF THE VANLINER INSURANCE COMPANY  
EXHIBIT OF PREMIUMS AND LOSSES (Statutory Page 14)

NAIC Group Code 0084 BUSINESS IN THE STATE OF Hawaii DURING THE YEAR 2023 NAIC Company Code 21172

| Line of Business     |   | Gross Premiums, Including Policy and Membership Fees, Less Return Premiums and Premiums on Policies not Taken |                        | 3  | 4                                | 5                                      | 6                      | 7                    | 8  | 9  | 10   | 11                                 | 12                       |
|----------------------|---|---|------------------------|--|----------------------------------|--|------------------------|----------------------|--|--|--|------------------------------------|--------------------------|
|                      |   | 1   | 2                      |  |                                  |  |                        |                      |  |  |  |                                    |                          |
|                      |   | Direct Premiums Written   | Direct Premiums Earned | Dividends Paid or Credited to Policyholders on Direct Business | Direct Unearned Premium Reserves | Direct Losses Paid (deducting salvage) | Direct Losses Incurred | Direct Losses Unpaid | Direct Defense and Cost Containment Expense Paid | Direct Defense and Cost Containment Expense Incurred | Direct Defense and Cost Containment Expense Unpaid | Commissions and Brokerage Expenses | Taxes, Licenses and Fees |
| 1.                   | Fire .....  | 0   | 0                      | 0  | 0                                | 0                                      | 0                      | 0                    | 0  | 0  | 0  | 0                                  | 0                        |
| 2.1                  | Allied Lines .....  | 0   | 0                      | 0  | 0                                | 0                                      | 0                      | 0                    | 0  | 0  | 0  | 0                                  | 0                        |
| 2.2                  | Multiple Peril Crop .....   | 0   | 0                      | 0  | 0                                | 0                                      | 0                      | 0                    | 0  | 0  | 0  | 0                                  | 0                        |
| 2.3                  | Federal Flood .....   | 0   | 0                      | 0  | 0                                | 0                                      | 0                      | 0                    | 0  | 0  | 0  | 0                                  | 0                        |
| 2.4                  | Private Crop .....  | 0   | 0                      | 0  | 0                                | 0                                      | 0                      | 0                    | 0  | 0  | 0  | 0                                  | 0                        |
| 2.5                  | Private Flood .....   | 0   | 0                      | 0  | 0                                | 0                                      | 0                      | 0                    | 0  | 0  | 0  | 0                                  | 0                        |
| 3.                   | Farmowners Multiple Peril .....                                     | 0   | 0                      | 0  | 0                                | 0                                      | 0                      | 0                    | 0  | 0  | 0  | 0                                  | 0                        |
| 4.                   | Homeowners Multiple Peril .....                                     | 0   | 0                      | 0  | 0                                | 0                                      | 0                      | 0                    | 0  | 0  | 0  | 0                                  | 0                        |
| 5.1                  | Commercial Multiple Peril (Non-Liability Portion) .....             | 0   | 0                      | 0  | 0                                | 0                                      | 0                      | 0                    | 0  | 0  | 0  | 0                                  | 0                        |
| 5.2                  | Commercial Multiple Peril (Liability Portion) .....                 | 0   | 0                      | 0  | 0                                | 0                                      | 0                      | 0                    | 0  | 0  | 0  | 0                                  | 0                        |
| 6.                   | Mortgage Guaranty .....   | 0   | 0                      | 0  | 0                                | 0                                      | 0                      | 0                    | 0  | 0  | 0  | 0                                  | 0                        |
| 8.                   | Ocean Marine .....  | 0   | 0                      | 0  | 0                                | 0                                      | 0                      | 0                    | 0  | 0  | 0  | 0                                  | 0                        |
| 9.                   | Inland Marine .....   | 0   | 0                      | 0  | 0                                | 0                                      | 0                      | 0                    | 0  | 0  | 0  | 0                                  | 0                        |
| 10.                  | Financial Guaranty .....  | 0   | 0                      | 0  | 0                                | 0                                      | 0                      | 0                    | 0  | 0  | 0  | 0                                  | 0                        |
| 11.1                 | Medical Professional Liability - Occurrence .....                   | 0   | 0                      | 0  | 0                                | 0                                      | 0                      | 0                    | 0  | 0  | 0  | 0                                  | 0                        |
| 11.2                 | Medical Professional Liability - Claims-Made .....                  | 0   | 0                      | 0  | 0                                | 0                                      | 0                      | 0                    | 0  | 0  | 0  | 0                                  | 0                        |
| 12.                  | Earthquake .....  | 0   | 0                      | 0  | 0                                | 0                                      | 0                      | 0                    | 0  | 0  | 0  | 0                                  | 0                        |
| 13.1                 | Comprehensive (hospital and medical) ind (b) .....                  | 0   | 0                      | 0  | 0                                | 0                                      | 0                      | 0                    | 0  | 0  | 0  | 0                                  | 0                        |
| 13.2                 | Comprehensive (hospital and medical) group (b) .....                | 0   | 0                      | 0  | 0                                | 0                                      | 0                      | 0                    | 0  | 0  | 0  | 0                                  | 0                        |
| 14.                  | Credit A&H (Group and Individual) .....                             | 0   | 0                      | 0  | 0                                | 0                                      | 0                      | 0                    | 0  | 0  | 0  | 0                                  | 0                        |
| 15.1                 | Vision Only (b).....  | 0   | 0                      | 0  | 0                                | 0                                      | 0                      | 0                    | 0  | 0  | 0  | 0                                  | 0                        |
| 15.2                 | Dental Only (b) .....   | 0   | 0                      | 0  | 0                                | 0                                      | 0                      | 0                    | 0  | 0  | 0  | 0                                  | 0                        |
| 15.3                 | Disability Income (b) .....   | 0   | 0                      | 0  | 0                                | 0                                      | 0                      | 0                    | 0  | 0  | 0  | 0                                  | 0                        |
| 15.4                 | Medicare Supplement (b) .....                                       | 0   | 0                      | 0  | 0                                | 0                                      | 0                      | 0                    | 0  | 0  | 0  | 0                                  | 0                        |
| 15.5                 | Medicaid Title XIX (b) .....  | 0   | 0                      | 0  | 0                                | 0                                      | 0                      | 0                    | 0  | 0  | 0  | 0                                  | 0                        |
| 15.6                 | Medicare Title XVIII (b).....                                       | 0   | 0                      | 0  | 0                                | 0                                      | 0                      | 0                    | 0  | 0  | 0  | 0                                  | 0                        |
| 15.7                 | Long-Term Care (b) .....  | 0   | 0                      | 0  | 0                                | 0                                      | 0                      | 0                    | 0  | 0  | 0  | 0                                  | 0                        |
| 15.8                 | Federal Employees Health Benefits Plan (b) .....                    | 0   | 0                      | 0  | 0                                | 0                                      | 0                      | 0                    | 0  | 0  | 0  | 0                                  | 0                        |
| 15.9                 | Other Health (b) .....  | 0   | 0                      | 0  | 0                                | 0                                      | 0                      | 0                    | 0  | 0  | 0  | 0                                  | 0                        |
| 16.                  | Workers' Compensation .....   | 325   | 225                    | 0  | 108                              | 0                                      | (240)                  | 77                   | 0  | (47)   | 12   | 9                                  | 0                        |
| 17.1                 | Other Liability - Occurrence .....                                  | 0   | 0                      | 0  | 0                                | 0                                      | 0                      | 0                    | 0  | 0  | 0  | 0                                  | 0                        |
| 17.2                 | Other Liability - Claims-Made .....                                 | 0   | 0                      | 0  | 0                                | 0                                      | 0                      | 0                    | 0  | 0  | 0  | 0                                  | 0                        |
| 17.3                 | Excess Workers' Compensation .....                                  | 0   | 0                      | 0  | 0                                | 0                                      | 0                      | 0                    | 0  | 0  | 0  | 0                                  | 0                        |
| 18.1                 | Products Liability - Occurrence .....                               | 0   | 0                      | 0  | 0                                | 0                                      | 0                      | 0                    | 0  | 0  | 0  | 0                                  | 0                        |
| 18.2                 | Products Liability - Claims-Made .....                              | 0   | 0                      | 0  | 0                                | 0                                      | 0                      | 0                    | 0  | 0  | 0  | 0                                  | 0                        |
| 19.1                 | Private Passenger Auto No-Fault (Personal Injury Protection) .....  | 0   | 0                      | 0  | 0                                | 0                                      | 0                      | 0                    | 0  | 0  | 0  | 0                                  | 0                        |
| 19.2                 | Other Private Passenger Auto Liability .....                        | 0   | 0                      | 0  | 0                                | 0                                      | 0                      | 0                    | 0  | 0  | 0  | 0                                  | 0                        |
| 19.3                 | Commercial Auto No-Fault (Personal Injury Protection) .....         | 13,672  | 10,326                 | 0  | 5,415                            | 0                                      | 15                     | 15                   | 0  | 5  | 3  | 1,367                              | 0                        |
| 19.4                 | Other Commercial Auto Liability .....                               | 1,196,014   | 953,179                | 0  | 397,248                          | 134,420                                | 509,710                | 381,000              | 156  | 45,856   | 46,630   | 121,344                            | 0                        |
| 21.1                 | Private Passenger Auto Physical Damage .....                        | 0   | 0                      | 0  | 0                                | 0                                      | 0                      | 0                    | 0  | 0  | 0  | 0                                  | 0                        |
| 21.2                 | Commercial Auto Physical Damage .....                               | 517,561   | 401,897                | 0  | 213,653                          | 61,233                                 | 117,024                | 56,627               | 80   | 4,761  | 4,847  | 51,756                             | 0                        |
| 22.                  | Aircraft (all perils) .....   | 0   | 0                      | 0  | 0                                | 0                                      | 0                      | 0                    | 0  | 0  | 0  | 0                                  | 0                        |
| 23.                  | Fidelity .....  | 0   | 0                      | 0  | 0                                | 0                                      | 0                      | 0                    | 0  | 0  | 0  | 0                                  | 0                        |
| 24.                  | Surety .....  | 0   | 0                      | 0  | 0                                | 0                                      | 0                      | 0                    | 0  | 0  | 0  | 0                                  | 0                        |
| 26.                  | Burglary and Theft .....  | 0   | 0                      | 0  | 0                                | 0                                      | 0                      | 0                    | 0  | 0  | 0  | 0                                  | 0                        |
| 27.                  | Boiler and Machinery .....  | 0   | 0                      | 0  | 0                                | 0                                      | 0                      | 0                    | 0  | 0  | 0  | 0                                  | 0                        |
| 28.                  | Credit .....  | 0   | 0                      | 0  | 0                                | 0                                      | 0                      | 0                    | 0  | 0  | 0  | 0                                  | 0                        |
| 29.                  | International .....   | 0   | 0                      | 0  | 0                                | 0                                      | 0                      | 0                    | 0  | 0  | 0  | 0                                  | 0                        |
| 30.                  | Warranty .....  | 0   | 0                      | 0  | 0                                | 0                                      | 0                      | 0                    | 0  | 0  | 0  | 0                                  | 0                        |
| 31.                  | Reins nonproportional assumed property .....                        | XXX   | XXX                    | XXX  | XXX                              | XXX                                    | XXX                    | XXX                  | XXX  | XXX  | XXX  | XXX                                | XXX                      |
| 32.                  | Reins nonproportional assumed liability .....                       | XXX   | XXX                    | XXX  | XXX                              | XXX                                    | XXX                    | XXX                  | XXX  | XXX  | XXX  | XXX                                | XXX                      |
| 33.                  | Reins nonproportional assumed financial lines .....                 | XXX   | XXX                    | XXX  | XXX                              | XXX                                    | XXX                    | XXX                  | XXX  | XXX  | XXX  | XXX                                | XXX                      |
| 34.                  | Aggregate Write-Ins for Other Lines of Business .....               | 0   | 0                      | 0  | 0                                | 0                                      | 0                      | 0                    | 0  | 0  | 0  | 0                                  | 0                        |
| 35.                  | Total (a) .....   | 1,727,572   | 1,365,626              | 0  | 616,425                          | 195,652                                | 626,509                | 437,718              | 236  | 50,575   | 51,493   | 174,477                            | 0                        |
| DETAILS OF WRITE-INS |   |   |                        |  |                                  |  |                        |                      |  |  |  |                                    |                          |
| 3401.                | .....   |   |                        |  |                                  |  |                        |                      |  |  |  |                                    |                          |
| 3402.                | .....   |   |                        |  |                                  |  |                        |                      |  |  |  |                                    |                          |
| 3403.                | .....   |   |                        |  |                                  |  |                        |                      |  |  |  |                                    |                          |
| 3498.                | Summary of remaining write-ins for Line 34 from overflow page ..... | 0   | 0                      | 0  | 0                                | 0                                      | 0                      | 0                    | 0  | 0  | 0  | 0                                  | 0                        |
| 3499.                | Totals (Lines 3401 thru 3403 plus 3498)(Line 34 above) .....        | 0   | 0                      | 0  | 0                                | 0                                      | 0                      | 0                    | 0  | 0  | 0  | 0                                  | 0                        |

(a) Finance and service charges not included in Lines 1 to 35 \$ .....0  
(b) For health business on indicated lines report: Number of persons insured under PPO managed care products .....0 and number of persons insured under indemnity only products .....0 .



ANNUAL STATEMENT FOR THE YEAR 2023 OF THE VANLINER INSURANCE COMPANY  
EXHIBIT OF PREMIUMS AND LOSSES (Statutory Page 14)

NAIC Group Code 0084 BUSINESS IN THE STATE OF Idaho DURING THE YEAR 2023 NAIC Company Code 21172

| Line of Business     |   | Gross Premiums, Including Policy and Membership Fees, Less Return Premiums and Premiums on Policies not Taken |                        | 3  | 4                                | 5                                      | 6                      | 7                    | 8  | 9  | 10   | 11                                 | 12                       |
|----------------------|---|---|------------------------|--|----------------------------------|--|------------------------|----------------------|--|--|--|------------------------------------|--------------------------|
|                      |   | 1   | 2                      |  |                                  |  |                        |                      |  |  |  |                                    |                          |
|                      |   | Direct Premiums Written   | Direct Premiums Earned | Dividends Paid or Credited to Policyholders on Direct Business | Direct Unearned Premium Reserves | Direct Losses Paid (deducting salvage) | Direct Losses Incurred | Direct Losses Unpaid | Direct Defense and Cost Containment Expense Paid | Direct Defense and Cost Containment Expense Incurred | Direct Defense and Cost Containment Expense Unpaid | Commissions and Brokerage Expenses | Taxes, Licenses and Fees |
| 1.                   | Fire .....  | 0   | 0                      | 0  | 0                                | 0                                      | 0                      | 0                    | 0  | 0  | 0  | 0                                  | 0                        |
| 2.1                  | Allied Lines .....  | 0   | 0                      | 0  | 0                                | 0                                      | 0                      | 0                    | 0  | 0  | 0  | 0                                  | 0                        |
| 2.2                  | Multiple Peril Crop .....   | 0   | 0                      | 0  | 0                                | 0                                      | 0                      | 0                    | 0  | 0  | 0  | 0                                  | 0                        |
| 2.3                  | Federal Flood .....   | 0   | 0                      | 0  | 0                                | 0                                      | 0                      | 0                    | 0  | 0  | 0  | 0                                  | 0                        |
| 2.4                  | Private Crop .....  | 0   | 0                      | 0  | 0                                | 0                                      | 0                      | 0                    | 0  | 0  | 0  | 0                                  | 0                        |
| 2.5                  | Private Flood .....   | 0   | 0                      | 0  | 0                                | 0                                      | 0                      | 0                    | 0  | 0  | 0  | 0                                  | 0                        |
| 3.                   | Farmowners Multiple Peril .....                                     | 0   | 0                      | 0  | 0                                | 0                                      | 0                      | 0                    | 0  | 0  | 0  | 0                                  | 0                        |
| 4.                   | Homeowners Multiple Peril .....                                     | 0   | 0                      | 0  | 0                                | 0                                      | 0                      | 0                    | 0  | 0  | 0  | 0                                  | 0                        |
| 5.1                  | Commercial Multiple Peril (Non-Liability Portion) .....             | 3,122   | 1,121                  | 0  | 2,001                            | 0                                      | (219)                  | 160                  | 0  | 42   | 76   | 468                                | 0                        |
| 5.2                  | Commercial Multiple Peril (Liability Portion) .....                 | 693   | 249                    | 0  | 444                              | 0                                      | (85)                   | 35                   | 0  | (4)  | 4  | 104                                | 0                        |
| 6.                   | Mortgage Guaranty .....   | 0   | 0                      | 0  | 0                                | 0                                      | 0                      | 0                    | 0  | 0  | 0  | 0                                  | 0                        |
| 8.                   | Ocean Marine .....  | 0   | 0                      | 0  | 0                                | 0                                      | 0                      | 0                    | 0  | 0  | 0  | 0                                  | 0                        |
| 9.                   | Inland Marine .....   | 146   | 352                    | 0  | 89                               | 0                                      | (31)                   | 135                  | 0  | (31)   | 9  | 18                                 | 0                        |
| 10.                  | Financial Guaranty .....  | 0   | 0                      | 0  | 0                                | 0                                      | 0                      | 0                    | 0  | 0  | 0  | 0                                  | 0                        |
| 11.1                 | Medical Professional Liability - Occurrence .....                   | 0   | 0                      | 0  | 0                                | 0                                      | 0                      | 0                    | 0  | 0  | 0  | 0                                  | 0                        |
| 11.2                 | Medical Professional Liability - Claims-Made .....                  | 0   | 0                      | 0  | 0                                | 0                                      | 0                      | 0                    | 0  | 0  | 0  | 0                                  | 0                        |
| 12.                  | Earthquake .....  | 0   | 0                      | 0  | 0                                | 0                                      | 0                      | 0                    | 0  | 0  | 0  | 0                                  | 0                        |
| 13.1                 | Comprehensive (hospital and medical) ind (b) .....                  | 0   | 0                      | 0  | 0                                | 0                                      | 0                      | 0                    | 0  | 0  | 0  | 0                                  | 0                        |
| 13.2                 | Comprehensive (hospital and medical) group (b) .....                | 0   | 0                      | 0  | 0                                | 0                                      | 0                      | 0                    | 0  | 0  | 0  | 0                                  | 0                        |
| 14.                  | Credit A&H (Group and Individual) .....                             | 0   | 0                      | 0  | 0                                | 0                                      | 0                      | 0                    | 0  | 0  | 0  | 0                                  | 0                        |
| 15.1                 | Vision Only (b).....  | 0   | 0                      | 0  | 0                                | 0                                      | 0                      | 0                    | 0  | 0  | 0  | 0                                  | 0                        |
| 15.2                 | Dental Only (b) .....   | 0   | 0                      | 0  | 0                                | 0                                      | 0                      | 0                    | 0  | 0  | 0  | 0                                  | 0                        |
| 15.3                 | Disability Income (b) .....   | 0   | 0                      | 0  | 0                                | 0                                      | 0                      | 0                    | 0  | 0  | 0  | 0                                  | 0                        |
| 15.4                 | Medicare Supplement (b) .....                                       | 0   | 0                      | 0  | 0                                | 0                                      | 0                      | 0                    | 0  | 0  | 0  | 0                                  | 0                        |
| 15.5                 | Medicaid Title XIX (b) .....  | 0   | 0                      | 0  | 0                                | 0                                      | 0                      | 0                    | 0  | 0  | 0  | 0                                  | 0                        |
| 15.6                 | Medicare Title XVIII (b).....                                       | 0   | 0                      | 0  | 0                                | 0                                      | 0                      | 0                    | 0  | 0  | 0  | 0                                  | 0                        |
| 15.7                 | Long-Term Care (b) .....  | 0   | 0                      | 0  | 0                                | 0                                      | 0                      | 0                    | 0  | 0  | 0  | 0                                  | 0                        |
| 15.8                 | Federal Employees Health Benefits Plan (b) .....                    | 0   | 0                      | 0  | 0                                | 0                                      | 0                      | 0                    | 0  | 0  | 0  | 0                                  | 0                        |
| 15.9                 | Other Health (b) .....  | 0   | 0                      | 0  | 0                                | 0                                      | 0                      | 0                    | 0  | 0  | 0  | 0                                  | 0                        |
| 16.                  | Workers' Compensation .....   | 716,530   | 1,137,875              | 0  | 276,992                          | 544,087                                | 734,312                | 1,104,134            | 29,463   | 13,626   | 179,595  | 24,519                             | 0                        |
| 17.1                 | Other Liability - Occurrence .....                                  | 58,447  | 69,641                 | 0  | 40,334                           | 0                                      | (18,102)               | 59,573               | 0  | 3,114  | 12,802   | 6,068                              | 0                        |
| 17.2                 | Other Liability - Claims-Made .....                                 | 0   | 0                      | 0  | 0                                | 0                                      | 0                      | 0                    | 0  | 0  | 0  | 0                                  | 0                        |
| 17.3                 | Excess Workers' Compensation .....                                  | 0   | 0                      | 0  | 0                                | 0                                      | 0                      | 0                    | 0  | 0  | 0  | 0                                  | 0                        |
| 18.1                 | Products Liability - Occurrence .....                               | 0   | 0                      | 0  | 0                                | 0                                      | 0                      | 0                    | 0  | 0  | 0  | 0                                  | 0                        |
| 18.2                 | Products Liability - Claims-Made .....                              | 0   | 0                      | 0  | 0                                | 0                                      | 0                      | 0                    | 0  | 0  | 0  | 0                                  | 0                        |
| 19.1                 | Private Passenger Auto No-Fault (Personal Injury Protection) .....  | 0   | 0                      | 0  | 0                                | 0                                      | 0                      | 0                    | 0  | 0  | 0  | 0                                  | 0                        |
| 19.2                 | Other Private Passenger Auto Liability .....                        | 0   | 0                      | 0  | 0                                | 0                                      | 0                      | 0                    | 0  | 0  | 0  | 0                                  | 0                        |
| 19.3                 | Commercial Auto No-Fault (Personal Injury Protection) .....         | 0   | 0                      | 0  | 0                                | 0                                      | 0                      | 0                    | 0  | 0  | 0  | 0                                  | 0                        |
| 19.4                 | Other Commercial Auto Liability .....                               | 76,513  | 98,721                 | 0  | 52,664                           | 45,000                                 | (80,372)               | 111,061              | 0  | (12,374)   | 16,858   | 6,916                              | 16                       |
| 21.1                 | Private Passenger Auto Physical Damage .....                        | 0   | 0                      | 0  | 0                                | 0                                      | 0                      | 0                    | 0  | 0  | 0  | 0                                  | 0                        |
| 21.2                 | Commercial Auto Physical Damage .....                               | 25,674  | 22,229                 | 0  | 18,009                           | 32,770                                 | 29,157                 | 3,180                | 0  | (539)  | 818  | 2,472                              | 0                        |
| 22.                  | Aircraft (all perils) .....   | 0   | 0                      | 0  | 0                                | 0                                      | 0                      | 0                    | 0  | 0  | 0  | 0                                  | 0                        |
| 23.                  | Fidelity .....  | 0   | 0                      | 0  | 0                                | 0                                      | 0                      | 0                    | 0  | 0  | 0  | 0                                  | 0                        |
| 24.                  | Surety .....  | 0   | 0                      | 0  | 0                                | 0                                      | 0                      | 0                    | 0  | 0  | 0  | 0                                  | 0                        |
| 26.                  | Burglary and Theft .....  | 0   | 0                      | 0  | 0                                | 0                                      | 0                      | 0                    | 0  | 0  | 0  | 0                                  | 0                        |
| 27.                  | Boiler and Machinery .....  | 0   | 0                      | 0  | 0                                | 0                                      | 0                      | 0                    | 0  | 0  | 0  | 0                                  | 0                        |
| 28.                  | Credit .....  | 0   | 0                      | 0  | 0                                | 0                                      | 0                      | 0                    | 0  | 0  | 0  | 0                                  | 0                        |
| 29.                  | International .....   | 0   | 0                      | 0  | 0                                | 0                                      | 0                      | 0                    | 0  | 0  | 0  | 0                                  | 0                        |
| 30.                  | Warranty .....  | 0   | 0                      | 0  | 0                                | 0                                      | 0                      | 0                    | 0  | 0  | 0  | 0                                  | 0                        |
| 31.                  | Reins nonproportional assumed property .....                        | XXX   | XXX                    | XXX  | XXX                              | XXX                                    | XXX                    | XXX                  | XXX  | XXX  | XXX  | XXX                                | XXX                      |
| 32.                  | Reins nonproportional assumed liability .....                       | XXX   | XXX                    | XXX  | XXX                              | XXX                                    | XXX                    | XXX                  | XXX  | XXX  | XXX  | XXX                                | XXX                      |
| 33.                  | Reins nonproportional assumed financial lines .....                 | XXX   | XXX                    | XXX  | XXX                              | XXX                                    | XXX                    | XXX                  | XXX  | XXX  | XXX  | XXX                                | XXX                      |
| 34.                  | Aggregate Write-Ins for Other Lines of Business .....               | 0   | 0                      | 0  | 0                                | 0                                      | 0                      | 0                    | 0  | 0  | 0  | 0                                  | 0                        |
| 35.                  | Total (a) .....   | 881,125   | 1,330,187              | 0  | 390,533                          | 621,857                                | 664,660                | 1,278,277            | 29,463   | 3,833  | 210,162  | 40,564                             | 16                       |
| DETAILS OF WRITE-INS |   |   |                        |  |                                  |  |                        |                      |  |  |  |                                    |                          |
| 3401.                | .....   |   |                        |  |                                  |  |                        |                      |  |  |  |                                    |                          |
| 3402.                | .....   |   |                        |  |                                  |  |                        |                      |  |  |  |                                    |                          |
| 3403.                | .....   |   |                        |  |                                  |  |                        |                      |  |  |  |                                    |                          |
| 3498.                | Summary of remaining write-ins for Line 34 from overflow page ..... | 0   | 0                      | 0  | 0                                | 0                                      | 0                      | 0                    | 0  | 0  | 0  | 0                                  | 0                        |
| 3499.                | Totals (Lines 3401 thru 3403 plus 3498)(Line 34 above) .....        | 0   | 0                      | 0  | 0                                | 0                                      | 0                      | 0                    | 0  | 0  | 0  | 0                                  | 0                        |

(a) Finance and service charges not included in Lines 1 to 35 \$ .....0  
(b) For health business on indicated lines report: Number of persons insured under PPO managed care products .....0 and number of persons insured under indemnity only products .....0 .



ANNUAL STATEMENT FOR THE YEAR 2023 OF THE VANLINER INSURANCE COMPANY  
EXHIBIT OF PREMIUMS AND LOSSES (Statutory Page 14)

| NAIC Group Code 0084  |   | BUSINESS IN THE STATE OF Illinois |   |                                       |   | DURING THE YEAR 2023        |                           |   |   | NAIC Company Code 21172                                  |  |                                |  |
|---|---|-----------------------------------|---|---------------------------------------|---|-----------------------------|---------------------------|---|---|--|--|--------------------------------|--|
| Line of Business  | Gross Premiums, Including Policy and Membership Fees, Less Return Premiums and Premiums on Policies not Taken |                                   | 3<br>Dividends Paid or Credited to Policyholders on Direct Business | 4<br>Direct Unearned Premium Reserves | 5<br>Direct Losses Paid (deducting salvage) | 6<br>Direct Losses Incurred | 7<br>Direct Losses Unpaid | 8<br>Direct Defense and Cost Containment Expense Paid | 9<br>Direct Defense and Cost Containment Expense Incurred | 10<br>Direct Defense and Cost Containment Expense Unpaid | 11<br>Commissions and Brokerage Expenses | 12<br>Taxes, Licenses and Fees |  |
|   | 1<br>Direct Premiums Written  | 2<br>Direct Premiums Earned       |   |                                       |   |                             |                           |   |   |  |  |                                |  |
| Fire  | 0   | 0                                 | 0   | 0                                     | 0   | 0                           | 0                         | 0   | 0   | 0  | 0  | 2,704                          |  |
| Allied Lines  | 0   | 0                                 | 0   | 0                                     | 0   | 0                           | 0                         | 0   | 0   | 0  | 0  | 3,652                          |  |
| Multiple Peril Crop   | 0   | 0                                 | 0   | 0                                     | 0   | 0                           | 0                         | 0   | 0   | 0  | 0  | 0                              |  |
| Federal Flood   | 0   | 0                                 | 0   | 0                                     | 0   | 0                           | 0                         | 0   | 0   | 0  | 0  | 0                              |  |
| Private Crop  | 0   | 0                                 | 0   | 0                                     | 0   | 0                           | 0                         | 0   | 0   | 0  | 0  | 0                              |  |
| Private Flood   | 0   | 0                                 | 0   | 0                                     | 0   | 0                           | 0                         | 0   | 0   | 0  | 0  | 0                              |  |
| Farmowners Multiple Peril                                     | 0   | 0                                 | 0   | 0                                     | 0   | 0                           | 0                         | 0   | 0   | 0  | 0  | 0                              |  |
| Homeowners Multiple Peril                                     | 0   | 0                                 | 0   | 0                                     | 0   | 0                           | 0                         | 0   | 0   | 0  | 0  | 0                              |  |
| Commercial Multiple Peril (Non-Liability Portion)             | 363,654   | 371,980                           | 0   | 181,817                               | 1,480                                       | 180,149                     | 315,905                   | 0   | 49,332  | 61,619   | 48,352                                   | 62,536                         |  |
| Commercial Multiple Peril (Liability Portion)                 | 60,728  | 63,338                            | 0   | 16,173                                | 0   | 4,402                       | 29,756                    | 1,151   | 10,010  | 11,396   | 8,570                                    | 26,772                         |  |
| Mortgage Guaranty   | 0   | 0                                 | 0   | 0                                     | 0   | 0                           | 0                         | 0   | 0   | 0  | 0  | 0                              |  |
| Ocean Marine  | 0   | 0                                 | 0   | 0                                     | 0   | 0                           | 0                         | 0   | 0   | 0  | 0  | 0                              |  |
| Inland Marine   | 118,259   | 121,487                           | 0   | 49,505                                | 55,055                                      | 57,995                      | 7,121                     | 0   | (552)   | 456  | 14,791                                   | 14,807                         |  |
| Financial Guaranty  | 0   | 0                                 | 0   | 0                                     | 0   | 0                           | 0                         | 0   | 0   | 0  | 0  | 0                              |  |
| Medical Professional Liability - Occurrence                   | 0   | 0                                 | 0   | 0                                     | 0   | 0                           | 0                         | 0   | 0   | 0  | 0  | 0                              |  |
| Medical Professional Liability - Claims-Made                  | 0   | 0                                 | 0   | 0                                     | 0   | 0                           | 0                         | 0   | 0   | 0  | 0  | 0                              |  |
| Earthquake  | 0   | 0                                 | 0   | 0                                     | 0   | 0                           | 0                         | 0   | 0   | 0  | 0  | 0                              |  |
| Comprehensive (hospital and medical) ind (b)                  | 0   | 0                                 | 0   | 0                                     | 0   | 0                           | 0                         | 0   | 0   | 0  | 0  | 0                              |  |
| Comprehensive (hospital and medical) group (b)                | 0   | 0                                 | 0   | 0                                     | 0   | 0                           | 0                         | 0   | 0   | 0  | 0  | 0                              |  |
| Credit A&H (Group and Individual)                             | 0   | 0                                 | 0   | 0                                     | 0   | 0                           | 0                         | 0   | 0   | 0  | 0  | 0                              |  |
| Vision Only (b)   | 0   | 0                                 | 0   | 0                                     | 0   | 0                           | 0                         | 0   | 0   | 0  | 0  | 0                              |  |
| Dental Only (b)   | 0   | 0                                 | 0   | 0                                     | 0   | 0                           | 0                         | 0   | 0   | 0  | 0  | 0                              |  |
| Disability Income (b)   | 0   | 0                                 | 0   | 0                                     | 0   | 0                           | 0                         | 0   | 0   | 0  | 0  | 0                              |  |
| Medicare Supplement (b)                                       | 0   | 0                                 | 0   | 0                                     | 0   | 0                           | 0                         | 0   | 0   | 0  | 0  | 0                              |  |
| Medicaid Title XIX (b)  | 0   | 0                                 | 0   | 0                                     | 0   | 0                           | 0                         | 0   | 0   | 0  | 0  | 0                              |  |
| Medicare Title XVIII (b)                                      | 0   | 0                                 | 0   | 0                                     | 0   | 0                           | 0                         | 0   | 0   | 0  | 0  | 0                              |  |
| Long-Term Care (b)  | 0   | 0                                 | 0   | 0                                     | 0   | 0                           | 0                         | 0   | 0   | 0  | 0  | 0                              |  |
| Federal Employees Health Benefits Plan (b)                    | 0   | 0                                 | 0   | 0                                     | 0   | 0                           | 0                         | 0   | 0   | 0  | 0  | 0                              |  |
| Other Health (b)  | 0   | 0                                 | 0   | 0                                     | 0   | 0                           | 0                         | 0   | 0   | 0  | 0  | 0                              |  |
| Workers' Compensation   | 4,141,312   | 5,075,076                         | 0   | 1,706,098                             | 1,797,018                                   | 1,904,976                   | 9,369,379                 | 297,477   | 39,331  | 1,086,904  | 240,232                                  | 2,839,053                      |  |
| Other Liability - Occurrence                                  | 2,725,328   | 2,917,795                         | 0   | 1,142,779                             | 469,310                                     | 375,212                     | 2,168,103                 | 22,867  | 182,732   | 459,118  | 228,293                                  | 773,965                        |  |
| Other Liability - Claims-Made                                 | 4,207   | 4,300                             | 0   | 2,557                                 | 0   | 7,486                       | 21,910                    | 0   | 1,232   | 3,866  | 343                                      | 890                            |  |
| Excess Workers' Compensation                                  | 0   | 0                                 | 0   | 0                                     | 0   | 0                           | 0                         | 0   | 0   | 0  | 0  | 0                              |  |
| Products Liability - Occurrence                               | 0   | 0                                 | 0   | 0                                     | 0   | 0                           | 0                         | 0   | 0   | 0  | 0  | 0                              |  |
| Products Liability - Claims-Made                              | 0   | 0                                 | 0   | 0                                     | 0   | 0                           | 0                         | 0   | 0   | 0  | 0  | 0                              |  |
| Private Passenger Auto No-Fault (Personal Injury Protection)  | 0   | 0                                 | 0   | 0                                     | 0   | 0                           | 0                         | 0   | 0   | 0  | 0  | 0                              |  |
| Other Private Passenger Auto Liability                        | 0   | 0                                 | 0   | 0                                     | 0   | 0                           | 0                         | 0   | 0   | 0  | 0  | 0                              |  |
| Commercial Auto No-Fault (Personal Injury Protection)         | 0   | 0                                 | 0   | 0                                     | 0   | (2)                         | 1                         | 0   | (1)   | 0  | (1)                                      | 16,968                         |  |
| Other Commercial Auto Liability                               | 3,419,906   | 4,148,991                         | 0   | 1,666,118                             | 2,600,772                                   | 3,262,820                   | 5,248,485                 | 99,720  | 215,128   | 563,174  | 323,294                                  | 1,647,775                      |  |
| Private Passenger Auto Physical Damage                        | 0   | 0                                 | 0   | 0                                     | 0   | 0                           | 0                         | 0   | 0   | 0  | 0  | 0                              |  |
| Commercial Auto Physical Damage                               | 1,196,761   | 1,237,584                         | 0   | 473,150                               | 973,988                                     | 600,462                     | 307,954                   | (63)  | (15,606)  | 34,873   | 122,080                                  | 402,994                        |  |
| Aircraft (all perils)   | 0   | 0                                 | 0   | 0                                     | 0   | 0                           | 0                         | 0   | 0   | 0  | 0  | 0                              |  |
| Fidelity  | 0   | 0                                 | 0   | 0                                     | 0   | 0                           | 0                         | 0   | 0   | 0  | 0  | 0                              |  |
| Surety  | 0   | 0                                 | 0   | 0                                     | 0   | 0                           | 0                         | 0   | 0   | 0  | 0  | 0                              |  |
| Burglary and Theft  | 1,176   | 464                               | 0   | 712                                   | 0   | 122                         | 122                       | 0   | 22  | 22   | 176                                      | 25                             |  |
| Boiler and Machinery  | 0   | 0                                 | 0   | 0                                     | 0   | 0                           | 0                         | 0   | 0   | 0  | 0  | 407                            |  |
| Credit  | 0   | 0                                 | 0   | 0                                     | 0   | 0                           | 0                         | 0   | 0   | 0  | 0  | 0                              |  |
| International   | 0   | 0                                 | 0   | 0                                     | 0   | 0                           | 0                         | 0   | 0   | 0  | 0  | 0                              |  |
| Warranty  | 0   | 0                                 | 0   | 0                                     | 0   | 0                           | 0                         | 0   | 0   | 0  | 0  | 0                              |  |
| Reins nonproportional assumed property                        | XXX   | XXX                               | XXX   | XXX                                   | XXX   | XXX                         | XXX                       | XXX   | XXX   | XXX  | XXX                                      | XXX                            |  |
| Reins nonproportional assumed liability                       | XXX   | XXX                               | XXX   | XXX                                   | XXX   | XXX                         | XXX                       | XXX   | XXX   | XXX  | XXX                                      | XXX                            |  |
| Reins nonproportional assumed financial lines                 | XXX   | XXX                               | XXX   | XXX                                   | XXX   | XXX                         | XXX                       | XXX   | XXX   | XXX  | XXX                                      | XXX                            |  |
| Aggregate Write-Ins for Other Lines of Business               | 0   | 0                                 | 0   | 0                                     | 0   | 0                           | 0                         | 0   | 0   | 0  | 0  | 0                              |  |
| Total (a)   | 12,031,332  | 13,941,016                        | 0   | 5,238,909                             | 5,897,623                                   | 6,393,622                   | 17,468,736                | 421,153   | 481,627   | 2,221,428  | 986,131                                  | 5,792,549                      |  |
| DETAILS OF WRITE-INS  |   |                                   |   |                                       |   |                             |                           |   |   |  |  |                                |  |
| Summary of remaining write-ins for Line 34 from overflow page |   |                                   |   |                                       |   |                             |                           |   |   |  |  |                                |  |
| Totals (Lines 3401 thru 3403 plus 3498)(Line 34 above)        |   |                                   |   |                                       |   |                             |                           |   |   |  |  |                                |  |

(a) Finance and service charges not included in Lines 1 to 35 \$ .....0  
(b) For health business on indicated lines report: Number of persons insured under PPO managed care products .....0 and number of persons insured under indemnity only products .....0 .



ANNUAL STATEMENT FOR THE YEAR 2023 OF THE VANLINER INSURANCE COMPANY

EXHIBIT OF PREMIUMS AND LOSSES (Statutory Page 14)

NAIC Group Code 0084 BUSINESS IN THE STATE OF Indiana DURING THE YEAR 2023 NAIC Company Code 21172

| Line of Business     |   | Gross Premiums, Including Policy and Membership Fees, Less Return Premiums and Premiums on Policies not Taken |                        | 3  | 4                                | 5                                      | 6                      | 7                    | 8  | 9  | 10   | 11                                 | 12                       |
|----------------------|---|---|------------------------|--|----------------------------------|--|------------------------|----------------------|--|--|--|------------------------------------|--------------------------|
|                      |   | 1   | 2                      |  |                                  |  |                        |                      |  |  |  |                                    |                          |
|                      |   | Direct Premiums Written   | Direct Premiums Earned | Dividends Paid or Credited to Policyholders on Direct Business | Direct Unearned Premium Reserves | Direct Losses Paid (deducting salvage) | Direct Losses Incurred | Direct Losses Unpaid | Direct Defense and Cost Containment Expense Paid | Direct Defense and Cost Containment Expense Incurred | Direct Defense and Cost Containment Expense Unpaid | Commissions and Brokerage Expenses | Taxes, Licenses and Fees |
| 1.                   | Fire .....  | 0   | 0                      | 0  | 0                                | 0                                      | 0                      | 0                    | 0  | 0  | 0  | 0                                  | 0                        |
| 2.1                  | Allied Lines .....  | 0   | 0                      | 0  | 0                                | 0                                      | 0                      | 0                    | 0  | 0  | 0  | 0                                  | 0                        |
| 2.2                  | Multiple Peril Crop .....   | 0   | 0                      | 0  | 0                                | 0                                      | 0                      | 0                    | 0  | 0  | 0  | 0                                  | 0                        |
| 2.3                  | Federal Flood .....   | 0   | 0                      | 0  | 0                                | 0                                      | 0                      | 0                    | 0  | 0  | 0  | 0                                  | 0                        |
| 2.4.                 | Private Crop .....  | 0   | 0                      | 0  | 0                                | 0                                      | 0                      | 0                    | 0  | 0  | 0  | 0                                  | 0                        |
| 2.5                  | Private Flood .....   | 0   | 0                      | 0  | 0                                | 0                                      | 0                      | 0                    | 0  | 0  | 0  | 0                                  | 0                        |
| 3.                   | Farmowners Multiple Peril .....                                     | 0   | 0                      | 0  | 0                                | 0                                      | 0                      | 0                    | 0  | 0  | 0  | 0                                  | 0                        |
| 4.                   | Homeowners Multiple Peril .....                                     | 0   | 0                      | 0  | 0                                | 0                                      | 0                      | 0                    | 0  | 0  | 0  | 0                                  | 0                        |
| 5.1                  | Commercial Multiple Peril (Non-Liability Portion) .....             | 6,934   | 9,837                  | 0  | 5,727                            | 0                                      | (448)                  | 3,364                | 0  | 1,251  | 1,592  | 970                                | 0                        |
| 5.2                  | Commercial Multiple Peril (Liability Portion) .....                 | 111,917   | 117,755                | 0  | 35,426                           | 0                                      | 16,496                 | 43,555               | 11,464   | 31,780   | 23,950   | 14,734                             | 0                        |
| 6.                   | Mortgage Guaranty .....   | 0   | 0                      | 0  | 0                                | 0                                      | 0                      | 0                    | 0  | 0  | 0  | 0                                  | 0                        |
| 8.                   | Ocean Marine .....  | 0   | 0                      | 0  | 0                                | 0                                      | 0                      | 0                    | 0  | 0  | 0  | 0                                  | 0                        |
| 9.                   | Inland Marine .....   | (596)   | 901                    | 0  | 323                              | 0                                      | 18                     | 197                  | 0  | (30)   | 13   | (110)                              | 0                        |
| 10.                  | Financial Guaranty .....  | 0   | 0                      | 0  | 0                                | 0                                      | 0                      | 0                    | 0  | 0  | 0  | 0                                  | 0                        |
| 11.1                 | Medical Professional Liability - Occurrence .....                   | 0   | 0                      | 0  | 0                                | 0                                      | 0                      | 0                    | 0  | 0  | 0  | 0                                  | 0                        |
| 11.2                 | Medical Professional Liability - Claims-Made .....                  | 0   | 0                      | 0  | 0                                | 0                                      | 0                      | 0                    | 0  | 0  | 0  | 0                                  | 0                        |
| 12.                  | Earthquake .....  | 0   | 0                      | 0  | 0                                | 0                                      | 0                      | 0                    | 0  | 0  | 0  | 0                                  | 0                        |
| 13.1                 | Comprehensive (hospital and medical) ind (b) .....                  | 0   | 0                      | 0  | 0                                | 0                                      | 0                      | 0                    | 0  | 0  | 0  | 0                                  | 0                        |
| 13.2                 | Comprehensive (hospital and medical) group (b) .....                | 0   | 0                      | 0  | 0                                | 0                                      | 0                      | 0                    | 0  | 0  | 0  | 0                                  | 0                        |
| 14.                  | Credit A&H (Group and Individual) .....                             | 0   | 0                      | 0  | 0                                | 0                                      | 0                      | 0                    | 0  | 0  | 0  | 0                                  | 0                        |
| 15.1                 | Vision Only (b).....  | 0   | 0                      | 0  | 0                                | 0                                      | 0                      | 0                    | 0  | 0  | 0  | 0                                  | 0                        |
| 15.2                 | Dental Only (b) .....   | 0   | 0                      | 0  | 0                                | 0                                      | 0                      | 0                    | 0  | 0  | 0  | 0                                  | 0                        |
| 15.3                 | Disability Income (b) .....   | 0   | 0                      | 0  | 0                                | 0                                      | 0                      | 0                    | 0  | 0  | 0  | 0                                  | 0                        |
| 15.4                 | Medicare Supplement (b) .....                                       | 0   | 0                      | 0  | 0                                | 0                                      | 0                      | 0                    | 0  | 0  | 0  | 0                                  | 0                        |
| 15.5                 | Medicaid Title XIX (b) .....  | 0   | 0                      | 0  | 0                                | 0                                      | 0                      | 0                    | 0  | 0  | 0  | 0                                  | 0                        |
| 15.6                 | Medicare Title XVIII (b).....                                       | 0   | 0                      | 0  | 0                                | 0                                      | 0                      | 0                    | 0  | 0  | 0  | 0                                  | 0                        |
| 15.7                 | Long-Term Care (b) .....  | 0   | 0                      | 0  | 0                                | 0                                      | 0                      | 0                    | 0  | 0  | 0  | 0                                  | 0                        |
| 15.8                 | Federal Employees Health Benefits Plan (b) .....                    | 0   | 0                      | 0  | 0                                | 0                                      | 0                      | 0                    | 0  | 0  | 0  | 0                                  | 0                        |
| 15.9                 | Other Health (b) .....  | 0   | 0                      | 0  | 0                                | 0                                      | 0                      | 0                    | 0  | 0  | 0  | 0                                  | 0                        |
| 16.                  | Workers' Compensation .....   | 3,600,517   | 3,413,418              | 0  | 730,001                          | 1,055,891                              | 1,635,132              | 3,546,535            | 118,289  | 171,306  | 466,432  | 139,608                            | 0                        |
| 17.1                 | Other Liability - Occurrence .....                                  | 40,026  | 305,328                | 0  | 82,116                           | 1,714                                  | 1,970,500              | 2,250,978            | 6,902  | 22,520   | 54,191   | 2,609                              | 0                        |
| 17.2                 | Other Liability - Claims-Made .....                                 | 353   | 499                    | 0  | 146                              | 0                                      | 944                    | 2,113                | 0  | 159  | 373  | 46                                 | 0                        |
| 17.3                 | Excess Workers' Compensation .....                                  | 0   | 0                      | 0  | 0                                | 0                                      | 0                      | 0                    | 0  | 0  | 0  | 0                                  | 0                        |
| 18.1                 | Products Liability - Occurrence .....                               | 0   | 0                      | 0  | 0                                | 0                                      | 0                      | 0                    | 0  | 0  | 0  | 0                                  | 0                        |
| 18.2                 | Products Liability - Claims-Made .....                              | 0   | 0                      | 0  | 0                                | 0                                      | 0                      | 0                    | 0  | 0  | 0  | 0                                  | 0                        |
| 19.1                 | Private Passenger Auto No-Fault (Personal Injury Protection) .....  | 0   | 0                      | 0  | 0                                | 0                                      | 0                      | 0                    | 0  | 0  | 0  | 0                                  | 0                        |
| 19.2                 | Other Private Passenger Auto Liability .....                        | 0   | 0                      | 0  | 0                                | 0                                      | 0                      | 0                    | 0  | 0  | 0  | 0                                  | 0                        |
| 19.3                 | Commercial Auto No-Fault (Personal Injury Protection) .....         | 0   | 0                      | 0  | 0                                | 0                                      | 0                      | 0                    | 0  | 0  | 0  | 0                                  | 0                        |
| 19.4                 | Other Commercial Auto Liability .....                               | 553,818   | 869,694                | 0  | 243,002                          | 136,831                                | 1,752,583              | 2,799,492            | 56,006   | 67,200   | 163,262  | 62,837                             | 32                       |
| 21.1                 | Private Passenger Auto Physical Damage .....                        | 0   | 0                      | 0  | 0                                | 0                                      | 0                      | 0                    | 0  | 0  | 0  | 0                                  | 0                        |
| 21.2                 | Commercial Auto Physical Damage .....                               | 232,337   | 326,590                | 0  | 111,633                          | 111,389                                | 38,318                 | 48,733               | 0  | (3,996)  | 8,885  | 26,082                             | 0                        |
| 22.                  | Aircraft (all perils) .....   | 0   | 0                      | 0  | 0                                | 0                                      | 0                      | 0                    | 0  | 0  | 0  | 0                                  | 0                        |
| 23.                  | Fidelity .....  | 0   | 0                      | 0  | 0                                | 0                                      | 0                      | 0                    | 0  | 0  | 0  | 0                                  | 0                        |
| 24.                  | Surety .....  | 0   | 0                      | 0  | 0                                | 0                                      | 0                      | 0                    | 0  | 0  | 0  | 0                                  | 0                        |
| 26.                  | Burglary and Theft .....  | 0   | 0                      | 0  | 0                                | 0                                      | 0                      | 0                    | 0  | 0  | 0  | 0                                  | 0                        |
| 27.                  | Boiler and Machinery .....  | 0   | 0                      | 0  | 0                                | 0                                      | 0                      | 0                    | 0  | 0  | 0  | 0                                  | 0                        |
| 28.                  | Credit .....  | 0   | 0                      | 0  | 0                                | 0                                      | 0                      | 0                    | 0  | 0  | 0  | 0                                  | 0                        |
| 29.                  | International .....   | 0   | 0                      | 0  | 0                                | 0                                      | 0                      | 0                    | 0  | 0  | 0  | 0                                  | 0                        |
| 30.                  | Warranty .....  | 0   | 0                      | 0  | 0                                | 0                                      | 0                      | 0                    | 0  | 0  | 0  | 0                                  | 0                        |
| 31.                  | Reins nonproportional assumed property .....                        | XXX   | XXX                    | XXX  | XXX                              | XXX                                    | XXX                    | XXX                  | XXX  | XXX  | XXX  | XXX                                | XXX                      |
| 32.                  | Reins nonproportional assumed liability .....                       | XXX   | XXX                    | XXX  | XXX                              | XXX                                    | XXX                    | XXX                  | XXX  | XXX  | XXX  | XXX                                | XXX                      |
| 33.                  | Reins nonproportional assumed financial lines .....                 | XXX   | XXX                    | XXX  | XXX                              | XXX                                    | XXX                    | XXX                  | XXX  | XXX  | XXX  | XXX                                | XXX                      |
| 34.                  | Aggregate Write-Ins for Other Lines of Business .....               | 0   | 0                      | 0  | 0                                | 0                                      | 0                      | 0                    | 0  | 0  | 0  | 0                                  | 0                        |
| 35.                  | Total (a) .....   | 4,545,305   | 5,044,021              | 0  | 1,208,373                        | 1,305,825                              | 5,413,544              | 8,694,966            | 192,660  | 290,191  | 718,698  | 246,777                            | 32                       |
| DETAILS OF WRITE-INS |   |   |                        |  |                                  |  |                        |                      |  |  |  |                                    |                          |
| 3401.                | .....   |   |                        |  |                                  |  |                        |                      |  |  |  |                                    |                          |
| 3402.                | .....   |   |                        |  |                                  |  |                        |                      |  |  |  |                                    |                          |
| 3403.                | .....   |   |                        |  |                                  |  |                        |                      |  |  |  |                                    |                          |
| 3498.                | Summary of remaining write-ins for Line 34 from overflow page ..... | 0   | 0                      | 0  | 0                                | 0                                      | 0                      | 0                    | 0  | 0  | 0  | 0                                  | 0                        |
| 3499.                | Totals (Lines 3401 thru 3403 plus 3498)(Line 34 above) .....        | 0   | 0                      | 0  | 0                                | 0                                      | 0                      | 0                    | 0  | 0  | 0  | 0                                  | 0                        |

(a) Finance and service charges not included in Lines 1 to 35 \$ 25  
(b) For health business on indicated lines report: Number of persons insured under PPO managed care products 0 and number of persons insured under indemnity only products 0





ANNUAL STATEMENT FOR THE YEAR 2023 OF THE VANLINER INSURANCE COMPANY  
EXHIBIT OF PREMIUMS AND LOSSES (Statutory Page 14)

NAIC Group Code 0084 BUSINESS IN THE STATE OF Iowa DURING THE YEAR 2023 NAIC Company Code 21172

| Line of Business     |   | Gross Premiums, Including<br>Policy and Membership Fees,<br>Less Return Premiums and<br>Premiums on Policies not Taken |                                | 3<br><br>Dividends Paid<br>or Credited to<br>Policyholders<br>on Direct Business | 4<br><br>Direct Unearned<br>Premium Reserves | 5<br><br>Direct Losses Paid<br>(deducting salvage) | 6<br><br>Direct Losses<br>Incurred | 7<br><br>Direct<br>Losses Unpaid | 8<br><br>Direct Defense<br>and Cost<br>Containment<br>Expense Paid | 9<br><br>Direct Defense<br>and Cost<br>Containment<br>Expense Incurred | 10<br><br>Direct Defense<br>and Cost<br>Containment<br>Expense<br>Unpaid | 11<br><br>Commissions<br>and Brokerage<br>Expenses | 12<br><br>Taxes, Licenses<br>and Fees |
|----------------------|---|--|--------------------------------|--|--|--|------------------------------------|----------------------------------|--|--|--|--|---------------------------------------|
|                      |   | 1<br>Direct Premiums<br>Written  | 2<br>Direct Premiums<br>Earned |  |  |  |                                    |                                  |  |  |  |  |                                       |
| 1.                   | Fire .....  | 0  | 0                              | 0  | 0  | 0  | 0                                  | 0                                | 0  | 0  | 0  | 0  | 0                                     |
| 2.1                  | Allied Lines .....  | 0  | 0                              | 0  | 0  | 0  | 0                                  | 0                                | 0  | 0  | 0  | 0  | 0                                     |
| 2.2                  | Multiple Peril Crop .....   | 0  | 0                              | 0  | 0  | 0  | 0                                  | 0                                | 0  | 0  | 0  | 0  | 0                                     |
| 2.3                  | Federal Flood .....   | 0  | 0                              | 0  | 0  | 0  | 0                                  | 0                                | 0  | 0  | 0  | 0  | 0                                     |
| 2.4.                 | Private Crop .....  | 0  | 0                              | 0  | 0  | 0  | 0                                  | 0                                | 0  | 0  | 0  | 0  | 0                                     |
| 2.5                  | Private Flood .....   | 0  | 0                              | 0  | 0  | 0  | 0                                  | 0                                | 0  | 0  | 0  | 0  | 0                                     |
| 3.                   | Farmowners Multiple Peril .....                                     | 0  | 0                              | 0  | 0  | 0  | 0                                  | 0                                | 0  | 0  | 0  | 0  | 0                                     |
| 4.                   | Homeowners Multiple Peril .....                                     | 0  | 0                              | 0  | 0  | 0  | 0                                  | 0                                | 0  | 0  | 0  | 0  | 0                                     |
| 5.1                  | Commercial Multiple Peril (Non-Liability Portion) .....             | 53,946   | 43,185                         | 0  | 39,111                                       | 0  | (2,428)                            | 14,598                           | 0  | 5,387  | 6,911  | 7,725  | 0                                     |
| 5.2                  | Commercial Multiple Peril (Liability Portion) .....                 | 2,393  | 2,294                          | 0  | 1,079  | 0  | (124)                              | 846                              | 0  | 35   | 102  | 132  | 0                                     |
| 6.                   | Mortgage Guaranty .....   | 0  | 0                              | 0  | 0  | 0  | 0                                  | 0                                | 0  | 0  | 0  | 0  | 0                                     |
| 8.                   | Ocean Marine .....  | 0  | 0                              | 0  | 0  | 0  | 0                                  | 0                                | 0  | 0  | 0  | 0  | 0                                     |
| 9.                   | Inland Marine .....   | 7,083  | 6,973                          | 0  | 2,367  | 0  | 146                                | 380                              | 0  | (32)   | 24   | 646  | 0                                     |
| 10.                  | Financial Guaranty .....  | 0  | 0                              | 0  | 0  | 0  | 0                                  | 0                                | 0  | 0  | 0  | 0  | 0                                     |
| 11.1                 | Medical Professional Liability - Occurrence .....                   | 0  | 0                              | 0  | 0  | 0  | 0                                  | 0                                | 0  | 0  | 0  | 0  | 0                                     |
| 11.2                 | Medical Professional Liability - Claims-Made .....                  | 0  | 0                              | 0  | 0  | 0  | 0                                  | 0                                | 0  | 0  | 0  | 0  | 0                                     |
| 12.                  | Earthquake .....  | 0  | 0                              | 0  | 0  | 0  | 0                                  | 0                                | 0  | 0  | 0  | 0  | 0                                     |
| 13.1                 | Comprehensive (hospital and medical) ind (b) .....                  | 0  | 0                              | 0  | 0  | 0  | 0                                  | 0                                | 0  | 0  | 0  | 0  | 0                                     |
| 13.2                 | Comprehensive (hospital and medical) group (b) .....                | 0  | 0                              | 0  | 0  | 0  | 0                                  | 0                                | 0  | 0  | 0  | 0  | 0                                     |
| 14.                  | Credit A&H (Group and Individual) .....                             | 0  | 0                              | 0  | 0  | 0  | 0                                  | 0                                | 0  | 0  | 0  | 0  | 0                                     |
| 15.1                 | Vision Only (b).....  | 0  | 0                              | 0  | 0  | 0  | 0                                  | 0                                | 0  | 0  | 0  | 0  | 0                                     |
| 15.2                 | Dental Only (b) .....   | 0  | 0                              | 0  | 0  | 0  | 0                                  | 0                                | 0  | 0  | 0  | 0  | 0                                     |
| 15.3                 | Disability Income (b) .....   | 0  | 0                              | 0  | 0  | 0  | 0                                  | 0                                | 0  | 0  | 0  | 0  | 0                                     |
| 15.4                 | Medicare Supplement (b) .....                                       | 0  | 0                              | 0  | 0  | 0  | 0                                  | 0                                | 0  | 0  | 0  | 0  | 0                                     |
| 15.5                 | Medicaid Title XIX (b) .....  | 0  | 0                              | 0  | 0  | 0  | 0                                  | 0                                | 0  | 0  | 0  | 0  | 0                                     |
| 15.6                 | Medicare Title XVIII (b).....                                       | 0  | 0                              | 0  | 0  | 0  | 0                                  | 0                                | 0  | 0  | 0  | 0  | 0                                     |
| 15.7                 | Long-Term Care (b) .....  | 0  | 0                              | 0  | 0  | 0  | 0                                  | 0                                | 0  | 0  | 0  | 0  | 0                                     |
| 15.8                 | Federal Employees Health Benefits Plan (b) .....                    | 0  | 0                              | 0  | 0  | 0  | 0                                  | 0                                | 0  | 0  | 0  | 0  | 0                                     |
| 15.9                 | Other Health (b) .....  | 0  | 0                              | 0  | 0  | 0  | 0                                  | 0                                | 0  | 0  | 0  | 0  | 0                                     |
| 16.                  | Workers' Compensation .....   | 484,895  | 526,834                        | 0  | 156,969                                      | 82,179   | 191,299                            | 374,546                          | 6,222  | 12,649   | 54,895   | 15,068   | 0                                     |
| 17.1                 | Other Liability - Occurrence .....                                  | 292,988  | 560,287                        | 0  | 144,969                                      | 20,625   | (174,284)                          | 505,522                          | 1,613  | 25,859   | 108,994  | 26,294   | 0                                     |
| 17.2                 | Other Liability - Claims-Made .....                                 | 707  | 1,374                          | 0  | 501  | 0  | (327)                              | 8,883                            | 0  | (115)  | 1,568  | 70   | 0                                     |
| 17.3                 | Excess Workers' Compensation .....                                  | 0  | 0                              | 0  | 0  | 0  | 0                                  | 0                                | 0  | 0  | 0  | 0  | 0                                     |
| 18.1                 | Products Liability - Occurrence .....                               | 0  | 0                              | 0  | 0  | 0  | 0                                  | 0                                | 0  | 0  | 0  | 0  | 0                                     |
| 18.2                 | Products Liability - Claims-Made .....                              | 0  | 0                              | 0  | 0  | 0  | 0                                  | 0                                | 0  | 0  | 0  | 0  | 0                                     |
| 19.1                 | Private Passenger Auto No-Fault (Personal Injury Protection) .....  | 0  | 0                              | 0  | 0  | 0  | 0                                  | 0                                | 0  | 0  | 0  | 0  | 0                                     |
| 19.2                 | Other Private Passenger Auto Liability .....                        | 0  | 0                              | 0  | 0  | 0  | 0                                  | 0                                | 0  | 0  | 0  | 0  | 0                                     |
| 19.3                 | Commercial Auto No-Fault (Personal Injury Protection) .....         | 0  | 0                              | 0  | 0  | 0  | (2)                                | 1                                | 0  | 0  | 0  | (6)  | 0                                     |
| 19.4                 | Other Commercial Auto Liability .....                               | 216,762  | 348,249                        | 0  | 125,175                                      | 7,618  | 94,312                             | 356,876                          | 3,570  | 1,114  | 48,930   | 15,381   | 0                                     |
| 21.1                 | Private Passenger Auto Physical Damage .....                        | 0  | 0                              | 0  | 0  | 0  | 0                                  | 0                                | 0  | 0  | 0  | 0  | 0                                     |
| 21.2                 | Commercial Auto Physical Damage .....                               | 72,436   | 118,470                        | 0  | 31,009                                       | 113,617  | 100,407                            | 23,348                           | 0  | (1,273)  | 3,232  | 5,705  | 0                                     |
| 22.                  | Aircraft (all perils) .....   | 0  | 0                              | 0  | 0  | 0  | 0                                  | 0                                | 0  | 0  | 0  | 0  | 0                                     |
| 23.                  | Fidelity .....  | 0  | 0                              | 0  | 0  | 0  | 0                                  | 0                                | 0  | 0  | 0  | 0  | 0                                     |
| 24.                  | Surety .....  | 0  | 0                              | 0  | 0  | 0  | 0                                  | 0                                | 0  | 0  | 0  | 0  | 0                                     |
| 26.                  | Burglary and Theft .....  | 0  | 0                              | 0  | 0  | 0  | 0                                  | 0                                | 0  | 0  | 0  | 0  | 0                                     |
| 27.                  | Boiler and Machinery .....  | 0  | 0                              | 0  | 0  | 0  | 0                                  | 0                                | 0  | 0  | 0  | 0  | 0                                     |
| 28.                  | Credit .....  | 0  | 0                              | 0  | 0  | 0  | 0                                  | 0                                | 0  | 0  | 0  | 0  | 0                                     |
| 29.                  | International .....   | 0  | 0                              | 0  | 0  | 0  | 0                                  | 0                                | 0  | 0  | 0  | 0  | 0                                     |
| 30.                  | Warranty .....  | 0  | 0                              | 0  | 0  | 0  | 0                                  | 0                                | 0  | 0  | 0  | 0  | 0                                     |
| 31.                  | Reins nonproportional assumed property .....                        | XXX  | XXX                            | XXX  | XXX  | XXX  | XXX                                | XXX                              | XXX  | XXX  | XXX  | XXX  | XXX                                   |
| 32.                  | Reins nonproportional assumed liability .....                       | XXX  | XXX                            | XXX  | XXX  | XXX  | XXX                                | XXX                              | XXX  | XXX  | XXX  | XXX  | XXX                                   |
| 33.                  | Reins nonproportional assumed financial lines .....                 | XXX  | XXX                            | XXX  | XXX  | XXX  | XXX                                | XXX                              | XXX  | XXX  | XXX  | XXX  | XXX                                   |
| 34.                  | Aggregate Write-Ins for Other Lines of Business .....               | 0  | 0                              | 0  | 0  | 0  | 0                                  | 0                                | 0  | 0  | 0  | 0  | 0                                     |
| 35.                  | Total (a) .....   | 1,131,210  | 1,607,666                      | 0  | 501,179                                      | 224,039  | 209,001                            | 1,285,000                        | 11,404   | 43,625   | 224,655  | 71,015   | 0                                     |
| DETAILS OF WRITE-INS |   |  |                                |  |  |  |                                    |                                  |  |  |  |  |                                       |
| 3401.                | .....   |  |                                |  |  |  |                                    |                                  |  |  |  |  |                                       |
| 3402.                | .....   |  |                                |  |  |  |                                    |                                  |  |  |  |  |                                       |
| 3403.                | .....   |  |                                |  |  |  |                                    |                                  |  |  |  |  |                                       |
| 3498.                | Summary of remaining write-ins for Line 34 from overflow page ..... | 0  | 0                              | 0  | 0  | 0  | 0                                  | 0                                | 0  | 0  | 0  | 0  | 0                                     |
| 3499.                | Totals (Lines 3401 thru 3403 plus 3498)(Line 34 above) .....        | 0  | 0                              | 0  | 0  | 0  | 0                                  | 0                                | 0  | 0  | 0  | 0  | 0                                     |

(a) Finance and service charges not included in Lines 1 to 35 \$ .....0  
(b) For health business on indicated lines report: Number of persons insured under PPO managed care products .....0 and number of persons insured under indemnity only products .....0 .



ANNUAL STATEMENT FOR THE YEAR 2023 OF THE VANLINER INSURANCE COMPANY

EXHIBIT OF PREMIUMS AND LOSSES (Statutory Page 14)

NAIC Group Code 0084 BUSINESS IN THE STATE OF Kansas DURING THE YEAR 2023 NAIC Company Code 21172

| Line of Business     |   | Gross Premiums, Including Policy and Membership Fees, Less Return Premiums and Premiums on Policies not Taken |                        | 3  | 4                                | 5                                      | 6                      | 7                    | 8  | 9  | 10   | 11                                 | 12                       |
|----------------------|---|---|------------------------|--|----------------------------------|--|------------------------|----------------------|--|--|--|------------------------------------|--------------------------|
|                      |   | 1   | 2                      |  |                                  |  |                        |                      |  |  |  |                                    |                          |
|                      |   | Direct Premiums Written   | Direct Premiums Earned | Dividends Paid or Credited to Policyholders on Direct Business | Direct Unearned Premium Reserves | Direct Losses Paid (deducting salvage) | Direct Losses Incurred | Direct Losses Unpaid | Direct Defense and Cost Containment Expense Paid | Direct Defense and Cost Containment Expense Incurred | Direct Defense and Cost Containment Expense Unpaid | Commissions and Brokerage Expenses | Taxes, Licenses and Fees |
| 1.                   | Fire .....  | 0   | 0                      | 0  | 0                                | 0                                      | 0                      | 0                    | 0  | 0  | 0  | 0                                  | 0                        |
| 2.1                  | Allied Lines .....  | 0   | 0                      | 0  | 0                                | 0                                      | 0                      | 0                    | 0  | 0  | 0  | 0                                  | 0                        |
| 2.2                  | Multiple Peril Crop .....   | 0   | 0                      | 0  | 0                                | 0                                      | 0                      | 0                    | 0  | 0  | 0  | 0                                  | 0                        |
| 2.3                  | Federal Flood .....   | 0   | 0                      | 0  | 0                                | 0                                      | 0                      | 0                    | 0  | 0  | 0  | 0                                  | 0                        |
| 2.4                  | Private Crop .....  | 0   | 0                      | 0  | 0                                | 0                                      | 0                      | 0                    | 0  | 0  | 0  | 0                                  | 0                        |
| 2.5                  | Private Flood .....   | 0   | 0                      | 0  | 0                                | 0                                      | 0                      | 0                    | 0  | 0  | 0  | 0                                  | 0                        |
| 3.                   | Farmowners Multiple Peril .....                                     | 0   | 0                      | 0  | 0                                | 0                                      | 0                      | 0                    | 0  | 0  | 0  | 0                                  | 0                        |
| 4.                   | Homeowners Multiple Peril .....                                     | 0   | 0                      | 0  | 0                                | 0                                      | 0                      | 0                    | 0  | 0  | 0  | 0                                  | 0                        |
| 5.1                  | Commercial Multiple Peril (Non-Liability Portion) .....             | 5,368   | 1,245                  | 0  | 4,123                            | 0                                      | (326)                  | 175                  | 0  | 38   | 83   | 644                                | 0                        |
| 5.2                  | Commercial Multiple Peril (Liability Portion) .....                 | 2,055   | 472                    | 0  | 1,583                            | 0                                      | (203)                  | 65                   | 0  | (11)   | 8  | 247                                | 0                        |
| 6.                   | Mortgage Guaranty .....   | 0   | 0                      | 0  | 0                                | 0                                      | 0                      | 0                    | 0  | 0  | 0  | 0                                  | 0                        |
| 8.                   | Ocean Marine .....  | 0   | 0                      | 0  | 0                                | 0                                      | 0                      | 0                    | 0  | 0  | 0  | 0                                  | 0                        |
| 9.                   | Inland Marine .....   | 14,444  | 33,306                 | 0  | 9,231                            | 0                                      | 6,957                  | 9,149                | 0  | (185)  | 343  | 222                                | 0                        |
| 10.                  | Financial Guaranty .....  | 0   | 0                      | 0  | 0                                | 0                                      | 0                      | 0                    | 0  | 0  | 0  | 0                                  | 0                        |
| 11.1                 | Medical Professional Liability - Occurrence .....                   | 0   | 0                      | 0  | 0                                | 0                                      | 0                      | 0                    | 0  | 0  | 0  | 0                                  | 0                        |
| 11.2                 | Medical Professional Liability - Claims-Made .....                  | 0   | 0                      | 0  | 0                                | 0                                      | 0                      | 0                    | 0  | 0  | 0  | 0                                  | 0                        |
| 12.                  | Earthquake .....  | 0   | 0                      | 0  | 0                                | 0                                      | 0                      | 0                    | 0  | 0  | 0  | 0                                  | 0                        |
| 13.1                 | Comprehensive (hospital and medical) ind (b) .....                  | 0   | 0                      | 0  | 0                                | 0                                      | 0                      | 0                    | 0  | 0  | 0  | 0                                  | 0                        |
| 13.2                 | Comprehensive (hospital and medical) group (b) .....                | 0   | 0                      | 0  | 0                                | 0                                      | 0                      | 0                    | 0  | 0  | 0  | 0                                  | 0                        |
| 14.                  | Credit A&H (Group and Individual) .....                             | 0   | 0                      | 0  | 0                                | 0                                      | 0                      | 0                    | 0  | 0  | 0  | 0                                  | 0                        |
| 15.1                 | Vision Only (b).....  | 0   | 0                      | 0  | 0                                | 0                                      | 0                      | 0                    | 0  | 0  | 0  | 0                                  | 0                        |
| 15.2                 | Dental Only (b) .....   | 0   | 0                      | 0  | 0                                | 0                                      | 0                      | 0                    | 0  | 0  | 0  | 0                                  | 0                        |
| 15.3                 | Disability Income (b) .....   | 0   | 0                      | 0  | 0                                | 0                                      | 0                      | 0                    | 0  | 0  | 0  | 0                                  | 0                        |
| 15.4                 | Medicare Supplement (b) .....                                       | 0   | 0                      | 0  | 0                                | 0                                      | 0                      | 0                    | 0  | 0  | 0  | 0                                  | 0                        |
| 15.5                 | Medicaid Title XIX (b) .....  | 0   | 0                      | 0  | 0                                | 0                                      | 0                      | 0                    | 0  | 0  | 0  | 0                                  | 0                        |
| 15.6                 | Medicare Title XVIII (b).....                                       | 0   | 0                      | 0  | 0                                | 0                                      | 0                      | 0                    | 0  | 0  | 0  | 0                                  | 0                        |
| 15.7                 | Long-Term Care (b) .....  | 0   | 0                      | 0  | 0                                | 0                                      | 0                      | 0                    | 0  | 0  | 0  | 0                                  | 0                        |
| 15.8                 | Federal Employees Health Benefits Plan (b) .....                    | 0   | 0                      | 0  | 0                                | 0                                      | 0                      | 0                    | 0  | 0  | 0  | 0                                  | 0                        |
| 15.9                 | Other Health (b) .....  | 0   | 0                      | 0  | 0                                | 0                                      | 0                      | 0                    | 0  | 0  | 0  | 0                                  | 0                        |
| 16.                  | Workers' Compensation .....   | 1,534,469   | 1,579,007              | 0  | 546,887                          | 1,167,773                              | 1,095,170              | 3,684,683            | 121,596  | 53,192   | 489,801  | 56,947                             | 0                        |
| 17.1                 | Other Liability - Occurrence .....                                  | 101,815   | 200,119                | 0  | 67,764                           | 57,238                                 | 132,312                | 384,970              | 4,453  | 5,603  | 45,105   | 3,283                              | 0                        |
| 17.2                 | Other Liability - Claims-Made .....                                 | 0   | 0                      | 0  | 0                                | 0                                      | (269)                  | 0                    | 0  | (49)   | 0  | 0                                  | 0                        |
| 17.3                 | Excess Workers' Compensation .....                                  | 0   | 0                      | 0  | 0                                | 0                                      | 0                      | 0                    | 0  | 0  | 0  | 0                                  | 0                        |
| 18.1                 | Products Liability - Occurrence .....                               | 0   | 0                      | 0  | 0                                | 0                                      | 0                      | 0                    | 0  | 0  | 0  | 0                                  | 0                        |
| 18.2                 | Products Liability - Claims-Made .....                              | 0   | 0                      | 0  | 0                                | 0                                      | 0                      | 0                    | 0  | 0  | 0  | 0                                  | 0                        |
| 19.1                 | Private Passenger Auto No-Fault (Personal Injury Protection) .....  | 0   | 0                      | 0  | 0                                | 0                                      | 0                      | 0                    | 0  | 0  | 0  | 0                                  | 0                        |
| 19.2                 | Other Private Passenger Auto Liability .....                        | 0   | 0                      | 0  | 0                                | 0                                      | 0                      | 0                    | 0  | 0  | 0  | 0                                  | 0                        |
| 19.3                 | Commercial Auto No-Fault (Personal Injury Protection) .....         | 2,983   | 4,571                  | 0  | 1,941                            | 0                                      | (3)                    | 15                   | 0  | (1)  | 3  | 184                                | 0                        |
| 19.4                 | Other Commercial Auto Liability .....                               | 116,820   | 139,002                | 0  | 86,609                           | 296,686                                | 2,154,849              | 3,634,295            | 187,802  | 320,646  | 211,271  | 10,554                             | 0                        |
| 21.1                 | Private Passenger Auto Physical Damage .....                        | 0   | 0                      | 0  | 0                                | 0                                      | 0                      | 0                    | 0  | 0  | 0  | 0                                  | 0                        |
| 21.2                 | Commercial Auto Physical Damage .....                               | 43,823  | 54,557                 | 0  | 32,787                           | 223,787                                | 229,729                | 88,685               | 0  | 5,657  | 12,749   | 4,557                              | 0                        |
| 22.                  | Aircraft (all perils) .....   | 0   | 0                      | 0  | 0                                | 0                                      | 0                      | 0                    | 0  | 0  | 0  | 0                                  | 0                        |
| 23.                  | Fidelity .....  | 0   | 0                      | 0  | 0                                | 0                                      | 0                      | 0                    | 0  | 0  | 0  | 0                                  | 0                        |
| 24.                  | Surety .....  | 0   | 0                      | 0  | 0                                | 0                                      | 0                      | 0                    | 0  | 0  | 0  | 0                                  | 0                        |
| 26.                  | Burglary and Theft .....  | 0   | 0                      | 0  | 0                                | 0                                      | 0                      | 0                    | 0  | 0  | 0  | 0                                  | 0                        |
| 27.                  | Boiler and Machinery .....  | 0   | 0                      | 0  | 0                                | 0                                      | 0                      | 0                    | 0  | 0  | 0  | 0                                  | 0                        |
| 28.                  | Credit .....  | 0   | 0                      | 0  | 0                                | 0                                      | 0                      | 0                    | 0  | 0  | 0  | 0                                  | 0                        |
| 29.                  | International .....   | 0   | 0                      | 0  | 0                                | 0                                      | 0                      | 0                    | 0  | 0  | 0  | 0                                  | 0                        |
| 30.                  | Warranty .....  | 0   | 0                      | 0  | 0                                | 0                                      | 0                      | 0                    | 0  | 0  | 0  | 0                                  | 0                        |
| 31.                  | Reins nonproportional assumed property .....                        | XXX   | XXX                    | XXX  | XXX                              | XXX                                    | XXX                    | XXX                  | XXX  | XXX  | XXX  | XXX                                | XXX                      |
| 32.                  | Reins nonproportional assumed liability .....                       | XXX   | XXX                    | XXX  | XXX                              | XXX                                    | XXX                    | XXX                  | XXX  | XXX  | XXX  | XXX                                | XXX                      |
| 33.                  | Reins nonproportional assumed financial lines .....                 | XXX   | XXX                    | XXX  | XXX                              | XXX                                    | XXX                    | XXX                  | XXX  | XXX  | XXX  | XXX                                | XXX                      |
| 34.                  | Aggregate Write-Ins for Other Lines of Business .....               | 0   | 0                      | 0  | 0                                | 0                                      | 0                      | 0                    | 0  | 0  | 0  | 0                                  | 0                        |
| 35.                  | Total (a) .....   | 1,821,777   | 2,012,279              | 0  | 750,925                          | 1,745,483                              | 3,618,217              | 7,802,037            | 313,851  | 384,890  | 759,363  | 76,638                             | 0                        |
| DETAILS OF WRITE-INS |   |   |                        |  |                                  |  |                        |                      |  |  |  |                                    |                          |
| 3401.                | .....   |   |                        |  |                                  |  |                        |                      |  |  |  |                                    |                          |
| 3402.                | .....   |   |                        |  |                                  |  |                        |                      |  |  |  |                                    |                          |
| 3403.                | .....   |   |                        |  |                                  |  |                        |                      |  |  |  |                                    |                          |
| 3498.                | Summary of remaining write-ins for Line 34 from overflow page ..... | 0   | 0                      | 0  | 0                                | 0                                      | 0                      | 0                    | 0  | 0  | 0  | 0                                  | 0                        |
| 3499.                | Totals (Lines 3401 thru 3403 plus 3498)(Line 34 above) .....        | 0   | 0                      | 0  | 0                                | 0                                      | 0                      | 0                    | 0  | 0  | 0  | 0                                  | 0                        |

(a) Finance and service charges not included in Lines 1 to 35 \$ .....0  
(b) For health business on indicated lines report: Number of persons insured under PPO managed care products .....0 and number of persons insured under indemnity only products .....0 .



ANNUAL STATEMENT FOR THE YEAR 2023 OF THE VANLINER INSURANCE COMPANY

EXHIBIT OF PREMIUMS AND LOSSES (Statutory Page 14)

NAIC Group Code 0084 BUSINESS IN THE STATE OF Kentucky DURING THE YEAR 2023 NAIC Company Code 21172

| Line of Business     |   | Gross Premiums, Including Policy and Membership Fees, Less Return Premiums and Premiums on Policies not Taken |                        | 3  | 4                                | 5                                      | 6                      | 7                    | 8  | 9  | 10   | 11                                 | 12                       |
|----------------------|---|---|------------------------|--|----------------------------------|--|------------------------|----------------------|--|--|--|------------------------------------|--------------------------|
|                      |   | 1   | 2                      |  |                                  |  |                        |                      |  |  |  |                                    |                          |
|                      |   | Direct Premiums Written   | Direct Premiums Earned | Dividends Paid or Credited to Policyholders on Direct Business | Direct Unearned Premium Reserves | Direct Losses Paid (deducting salvage) | Direct Losses Incurred | Direct Losses Unpaid | Direct Defense and Cost Containment Expense Paid | Direct Defense and Cost Containment Expense Incurred | Direct Defense and Cost Containment Expense Unpaid | Commissions and Brokerage Expenses | Taxes, Licenses and Fees |
| 1.                   | Fire .....  | 0   | 0                      | 0  | 0                                | 0                                      | 0                      | 0                    | 0  | 0  | 0  | 0                                  | 0                        |
| 2.1                  | Allied Lines .....  | 0   | 0                      | 0  | 0                                | 0                                      | 0                      | 0                    | 0  | 0  | 0  | 0                                  | 0                        |
| 2.2                  | Multiple Peril Crop .....   | 0   | 0                      | 0  | 0                                | 0                                      | 0                      | 0                    | 0  | 0  | 0  | 0                                  | 0                        |
| 2.3                  | Federal Flood .....   | 0   | 0                      | 0  | 0                                | 0                                      | 0                      | 0                    | 0  | 0  | 0  | 0                                  | 0                        |
| 2.4.                 | Private Crop .....  | 0   | 0                      | 0  | 0                                | 0                                      | 0                      | 0                    | 0  | 0  | 0  | 0                                  | 0                        |
| 2.5                  | Private Flood .....   | 0   | 0                      | 0  | 0                                | 0                                      | 0                      | 0                    | 0  | 0  | 0  | 0                                  | 0                        |
| 3.                   | Farmowners Multiple Peril .....                                     | 0   | 0                      | 0  | 0                                | 0                                      | 0                      | 0                    | 0  | 0  | 0  | 0                                  | 0                        |
| 4.                   | Homeowners Multiple Peril .....                                     | 0   | 0                      | 0  | 0                                | 0                                      | 0                      | 0                    | 0  | 0  | 0  | 0                                  | 0                        |
| 5.1                  | Commercial Multiple Peril (Non-Liability Portion) .....             | 41,873  | 36,693                 | 0  | 23,110                           | 71,894                                 | 70,910                 | 7,172                | 0  | 2,665  | 3,396  | 6,700                              | 0                        |
| 5.2                  | Commercial Multiple Peril (Liability Portion) .....                 | 10,858  | 10,973                 | 0  | 6,094                            | 0                                      | 1,294                  | 2,217                | 0  | 204  | 267  | 1,739                              | 0                        |
| 6.                   | Mortgage Guaranty .....   | 0   | 0                      | 0  | 0                                | 0                                      | 0                      | 0                    | 0  | 0  | 0  | 0                                  | 0                        |
| 8.                   | Ocean Marine .....  | 0   | 0                      | 0  | 0                                | 0                                      | 0                      | 0                    | 0  | 0  | 0  | 0                                  | 0                        |
| 9.                   | Inland Marine .....   | 5,516   | 6,264                  | 0  | 2,008                            | 0                                      | 212                    | 608                  | 0  | (56)   | 39   | 836                                | 0                        |
| 10.                  | Financial Guaranty .....  | 0   | 0                      | 0  | 0                                | 0                                      | 0                      | 0                    | 0  | 0  | 0  | 0                                  | 0                        |
| 11.1                 | Medical Professional Liability - Occurrence .....                   | 0   | 0                      | 0  | 0                                | 0                                      | 0                      | 0                    | 0  | 0  | 0  | 0                                  | 0                        |
| 11.2                 | Medical Professional Liability - Claims-Made .....                  | 0   | 0                      | 0  | 0                                | 0                                      | 0                      | 0                    | 0  | 0  | 0  | 0                                  | 0                        |
| 12.                  | Earthquake .....  | 0   | 0                      | 0  | 0                                | 0                                      | 0                      | 0                    | 0  | 0  | 0  | 0                                  | 0                        |
| 13.1                 | Comprehensive (hospital and medical) ind (b) .....                  | 0   | 0                      | 0  | 0                                | 0                                      | 0                      | 0                    | 0  | 0  | 0  | 0                                  | 0                        |
| 13.2                 | Comprehensive (hospital and medical) group (b) .....                | 0   | 0                      | 0  | 0                                | 0                                      | 0                      | 0                    | 0  | 0  | 0  | 0                                  | 0                        |
| 14.                  | Credit A&H (Group and Individual) .....                             | 0   | 0                      | 0  | 0                                | 0                                      | 0                      | 0                    | 0  | 0  | 0  | 0                                  | 0                        |
| 15.1                 | Vision Only (b).....  | 0   | 0                      | 0  | 0                                | 0                                      | 0                      | 0                    | 0  | 0  | 0  | 0                                  | 0                        |
| 15.2                 | Dental Only (b) .....   | 0   | 0                      | 0  | 0                                | 0                                      | 0                      | 0                    | 0  | 0  | 0  | 0                                  | 0                        |
| 15.3                 | Disability Income (b) .....   | 0   | 0                      | 0  | 0                                | 0                                      | 0                      | 0                    | 0  | 0  | 0  | 0                                  | 0                        |
| 15.4                 | Medicare Supplement (b) .....                                       | 0   | 0                      | 0  | 0                                | 0                                      | 0                      | 0                    | 0  | 0  | 0  | 0                                  | 0                        |
| 15.5                 | Medicaid Title XIX (b) .....  | 0   | 0                      | 0  | 0                                | 0                                      | 0                      | 0                    | 0  | 0  | 0  | 0                                  | 0                        |
| 15.6                 | Medicare Title XVIII (b).....                                       | 0   | 0                      | 0  | 0                                | 0                                      | 0                      | 0                    | 0  | 0  | 0  | 0                                  | 0                        |
| 15.7                 | Long-Term Care (b) .....  | 0   | 0                      | 0  | 0                                | 0                                      | 0                      | 0                    | 0  | 0  | 0  | 0                                  | 0                        |
| 15.8                 | Federal Employees Health Benefits Plan (b) .....                    | 0   | 0                      | 0  | 0                                | 0                                      | 0                      | 0                    | 0  | 0  | 0  | 0                                  | 0                        |
| 15.9                 | Other Health (b) .....  | 0   | 0                      | 0  | 0                                | 0                                      | 0                      | 0                    | 0  | 0  | 0  | 0                                  | 0                        |
| 16.                  | Workers' Compensation .....   | 2,761,377   | 2,774,619              | 0  | 405,323                          | 895,833                                | 1,672,966              | 2,502,317            | 141,737  | 213,543  | 331,677  | 106,271                            | 0                        |
| 17.1                 | Other Liability - Occurrence .....                                  | 300,659   | 335,517                | 0  | 135,057                          | 66,184                                 | 158,734                | 284,544              | 0  | 26,596   | 51,220   | 28,935                             | 0                        |
| 17.2                 | Other Liability - Claims-Made .....                                 | 0   | 0                      | 0  | 0                                | 0                                      | (345)                  | 0                    | 0  | (63)   | 0  | 0                                  | 0                        |
| 17.3                 | Excess Workers' Compensation .....                                  | 0   | 0                      | 0  | 0                                | 0                                      | 0                      | 0                    | 0  | 0  | 0  | 0                                  | 0                        |
| 18.1                 | Products Liability - Occurrence .....                               | 0   | 0                      | 0  | 0                                | 0                                      | 0                      | 0                    | 0  | 0  | 0  | 0                                  | 0                        |
| 18.2                 | Products Liability - Claims-Made .....                              | 0   | 0                      | 0  | 0                                | 0                                      | 0                      | 0                    | 0  | 0  | 0  | 0                                  | 0                        |
| 19.1                 | Private Passenger Auto No-Fault (Personal Injury Protection) .....  | 0   | 0                      | 0  | 0                                | 0                                      | 0                      | 0                    | 0  | 0  | 0  | 0                                  | 0                        |
| 19.2                 | Other Private Passenger Auto Liability .....                        | 0   | 0                      | 0  | 0                                | 0                                      | 0                      | 0                    | 0  | 0  | 0  | 0                                  | 0                        |
| 19.3                 | Commercial Auto No-Fault (Personal Injury Protection) .....         | 12,536  | 14,573                 | 0  | 6,742                            | 0                                      | 17                     | 36                   | 0  | 4  | 8  | 1,583                              | (6)                      |
| 19.4                 | Other Commercial Auto Liability .....                               | 682,464   | 738,637                | 0  | 297,069                          | 488,601                                | 807,540                | 835,753              | 23,122   | 55,350   | 99,415   | 48,863                             | 0                        |
| 21.1                 | Private Passenger Auto Physical Damage .....                        | 0   | 0                      | 0  | 0                                | 0                                      | 0                      | 0                    | 0  | 0  | 0  | 0                                  | 0                        |
| 21.2                 | Commercial Auto Physical Damage .....                               | 241,026   | 307,249                | 0  | 98,317                           | 342,856                                | 230,115                | 24,707               | 0  | 11   | 6,355  | 27,185                             | 10                       |
| 22.                  | Aircraft (all perils) .....   | 0   | 0                      | 0  | 0                                | 0                                      | 0                      | 0                    | 0  | 0  | 0  | 0                                  | 0                        |
| 23.                  | Fidelity .....  | 0   | 0                      | 0  | 0                                | 0                                      | 0                      | 0                    | 0  | 0  | 0  | 0                                  | 0                        |
| 24.                  | Surety .....  | 0   | 0                      | 0  | 0                                | 0                                      | 0                      | 0                    | 0  | 0  | 0  | 0                                  | 0                        |
| 26.                  | Burglary and Theft .....  | 0   | 0                      | 0  | 0                                | 0                                      | 0                      | 0                    | 0  | 0  | 0  | 0                                  | 0                        |
| 27.                  | Boiler and Machinery .....  | 0   | 0                      | 0  | 0                                | 0                                      | 0                      | 0                    | 0  | 0  | 0  | 0                                  | 0                        |
| 28.                  | Credit .....  | 0   | 0                      | 0  | 0                                | 0                                      | 0                      | 0                    | 0  | 0  | 0  | 0                                  | 0                        |
| 29.                  | International .....   | 0   | 0                      | 0  | 0                                | 0                                      | 0                      | 0                    | 0  | 0  | 0  | 0                                  | 0                        |
| 30.                  | Warranty .....  | 0   | 0                      | 0  | 0                                | 0                                      | 0                      | 0                    | 0  | 0  | 0  | 0                                  | 0                        |
| 31.                  | Reins nonproportional assumed property .....                        | XXX   | XXX                    | XXX  | XXX                              | XXX                                    | XXX                    | XXX                  | XXX  | XXX  | XXX  | XXX                                | XXX                      |
| 32.                  | Reins nonproportional assumed liability .....                       | XXX   | XXX                    | XXX  | XXX                              | XXX                                    | XXX                    | XXX                  | XXX  | XXX  | XXX  | XXX                                | XXX                      |
| 33.                  | Reins nonproportional assumed financial lines .....                 | XXX   | XXX                    | XXX  | XXX                              | XXX                                    | XXX                    | XXX                  | XXX  | XXX  | XXX  | XXX                                | XXX                      |
| 34.                  | Aggregate Write-Ins for Other Lines of Business .....               | 0   | 0                      | 0  | 0                                | 0                                      | 0                      | 0                    | 0  | 0  | 0  | 0                                  | 0                        |
| 35.                  | Total (a) .....   | 4,056,309   | 4,224,524              | 0  | 973,720                          | 1,865,369                              | 2,941,443              | 3,657,353            | 164,859  | 298,253  | 492,377  | 222,111                            | 3                        |
| DETAILS OF WRITE-INS |   |   |                        |  |                                  |  |                        |                      |  |  |  |                                    |                          |
| 3401.                | .....   |   |                        |  |                                  |  |                        |                      |  |  |  |                                    |                          |
| 3402.                | .....   |   |                        |  |                                  |  |                        |                      |  |  |  |                                    |                          |
| 3403.                | .....   |   |                        |  |                                  |  |                        |                      |  |  |  |                                    |                          |
| 3498.                | Summary of remaining write-ins for Line 34 from overflow page ..... | 0   | 0                      | 0  | 0                                | 0                                      | 0                      | 0                    | 0  | 0  | 0  | 0                                  | 0                        |
| 3499.                | Totals (Lines 3401 thru 3403 plus 3498)(Line 34 above) .....        | 0   | 0                      | 0  | 0                                | 0                                      | 0                      | 0                    | 0  | 0  | 0  | 0                                  | 0                        |

(a) Finance and service charges not included in Lines 1 to 35 \$ ..... 25  
(b) For health business on indicated lines report: Number of persons insured under PPO managed care products .....0 and number of persons insured under indemnity only products .....0 .



ANNUAL STATEMENT FOR THE YEAR 2023 OF THE VANLINER INSURANCE COMPANY  
EXHIBIT OF PREMIUMS AND LOSSES (Statutory Page 14)

NAIC Group Code 0084 BUSINESS IN THE STATE OF Louisiana DURING THE YEAR 2023 NAIC Company Code 21172

| Line of Business     |   | Gross Premiums, Including Policy and Membership Fees, Less Return Premiums and Premiums on Policies not Taken |                        | 3  | 4                                | 5                                      | 6                      | 7                    | 8  | 9  | 10   | 11                                 | 12                       |
|----------------------|---|---|------------------------|--|----------------------------------|--|------------------------|----------------------|--|--|--|------------------------------------|--------------------------|
|                      |   | 1   | 2                      |  |                                  |  |                        |                      |  |  |  |                                    |                          |
|                      |   | Direct Premiums Written   | Direct Premiums Earned | Dividends Paid or Credited to Policyholders on Direct Business | Direct Unearned Premium Reserves | Direct Losses Paid (deducting salvage) | Direct Losses Incurred | Direct Losses Unpaid | Direct Defense and Cost Containment Expense Paid | Direct Defense and Cost Containment Expense Incurred | Direct Defense and Cost Containment Expense Unpaid | Commissions and Brokerage Expenses | Taxes, Licenses and Fees |
| 1.                   | Fire .....  | 0   | 0                      | 0  | 0                                | 0                                      | 0                      | 0                    | 0  | 0  | 0  | 0                                  | 0                        |
| 2.1                  | Allied Lines .....  | 0   | 0                      | 0  | 0                                | 0                                      | 0                      | 0                    | 0  | 0  | 0  | 0                                  | 0                        |
| 2.2                  | Multiple Peril Crop .....   | 0   | 0                      | 0  | 0                                | 0                                      | 0                      | 0                    | 0  | 0  | 0  | 0                                  | 0                        |
| 2.3                  | Federal Flood .....   | 0   | 0                      | 0  | 0                                | 0                                      | 0                      | 0                    | 0  | 0  | 0  | 0                                  | 0                        |
| 2.4                  | Private Crop .....  | 0   | 0                      | 0  | 0                                | 0                                      | 0                      | 0                    | 0  | 0  | 0  | 0                                  | 0                        |
| 2.5                  | Private Flood .....   | 0   | 0                      | 0  | 0                                | 0                                      | 0                      | 0                    | 0  | 0  | 0  | 0                                  | 0                        |
| 3.                   | Farmowners Multiple Peril .....                                     | 0   | 0                      | 0  | 0                                | 0                                      | 0                      | 0                    | 0  | 0  | 0  | 0                                  | 0                        |
| 4.                   | Homeowners Multiple Peril .....                                     | 0   | 0                      | 0  | 0                                | 0                                      | 0                      | 0                    | 0  | 0  | 0  | 0                                  | 0                        |
| 5.1                  | Commercial Multiple Peril (Non-Liability Portion) .....             | 0   | 0                      | 0  | 0                                | 0                                      | (82)                   | 5                    | 0  | (5)  | 2  | 0                                  | 0                        |
| 5.2                  | Commercial Multiple Peril (Liability Portion) .....                 | 392   | 392                    | 0  | 0                                | 0                                      | (1,810)                | 1,115                | 0  | (67)   | 134  | 51                                 | 0                        |
| 6.                   | Mortgage Guaranty .....   | 0   | 0                      | 0  | 0                                | 0                                      | 0                      | 0                    | 0  | 0  | 0  | 0                                  | 0                        |
| 8.                   | Ocean Marine .....  | 0   | 0                      | 0  | 0                                | 0                                      | 0                      | 0                    | 0  | 0  | 0  | 0                                  | 0                        |
| 9.                   | Inland Marine .....   | 6,594   | 7,364                  | 0  | 1,662                            | 0                                      | 224                    | 401                  | 0  | (17)   | 26   | 791                                | 0                        |
| 10.                  | Financial Guaranty .....  | 0   | 0                      | 0  | 0                                | 0                                      | 0                      | 0                    | 0  | 0  | 0  | 0                                  | 0                        |
| 11.1                 | Medical Professional Liability - Occurrence .....                   | 0   | 0                      | 0  | 0                                | 0                                      | 0                      | 0                    | 0  | 0  | 0  | 0                                  | 0                        |
| 11.2                 | Medical Professional Liability - Claims-Made .....                  | 0   | 0                      | 0  | 0                                | 0                                      | 0                      | 0                    | 0  | 0  | 0  | 0                                  | 0                        |
| 12.                  | Earthquake .....  | 0   | 0                      | 0  | 0                                | 0                                      | 0                      | 0                    | 0  | 0  | 0  | 0                                  | 0                        |
| 13.1                 | Comprehensive (hospital and medical) ind (b) .....                  | 0   | 0                      | 0  | 0                                | 0                                      | 0                      | 0                    | 0  | 0  | 0  | 0                                  | 0                        |
| 13.2                 | Comprehensive (hospital and medical) group (b) .....                | 0   | 0                      | 0  | 0                                | 0                                      | 0                      | 0                    | 0  | 0  | 0  | 0                                  | 0                        |
| 14.                  | Credit A&H (Group and Individual) .....                             | 0   | 0                      | 0  | 0                                | 0                                      | 0                      | 0                    | 0  | 0  | 0  | 0                                  | 0                        |
| 15.1                 | Vision Only (b).....  | 0   | 0                      | 0  | 0                                | 0                                      | 0                      | 0                    | 0  | 0  | 0  | 0                                  | 0                        |
| 15.2                 | Dental Only (b) .....   | 0   | 0                      | 0  | 0                                | 0                                      | 0                      | 0                    | 0  | 0  | 0  | 0                                  | 0                        |
| 15.3                 | Disability Income (b) .....   | 0   | 0                      | 0  | 0                                | 0                                      | 0                      | 0                    | 0  | 0  | 0  | 0                                  | 0                        |
| 15.4                 | Medicare Supplement (b) .....                                       | 0   | 0                      | 0  | 0                                | 0                                      | 0                      | 0                    | 0  | 0  | 0  | 0                                  | 0                        |
| 15.5                 | Medicaid Title XIX (b) .....  | 0   | 0                      | 0  | 0                                | 0                                      | 0                      | 0                    | 0  | 0  | 0  | 0                                  | 0                        |
| 15.6                 | Medicare Title XVIII (b).....                                       | 0   | 0                      | 0  | 0                                | 0                                      | 0                      | 0                    | 0  | 0  | 0  | 0                                  | 0                        |
| 15.7                 | Long-Term Care (b) .....  | 0   | 0                      | 0  | 0                                | 0                                      | 0                      | 0                    | 0  | 0  | 0  | 0                                  | 0                        |
| 15.8                 | Federal Employees Health Benefits Plan (b) .....                    | 0   | 0                      | 0  | 0                                | 0                                      | 0                      | 0                    | 0  | 0  | 0  | 0                                  | 0                        |
| 15.9                 | Other Health (b) .....  | 0   | 0                      | 0  | 0                                | 0                                      | 0                      | 0                    | 0  | 0  | 0  | 0                                  | 0                        |
| 16.                  | Workers' Compensation .....   | 425,272   | 567,749                | 0  | 186,762                          | 1,182,714                              | 111,429                | 1,337,780            | 180,494  | 96,476   | 193,756  | 17,966                             | 0                        |
| 17.1                 | Other Liability - Occurrence .....                                  | 174,403   | 174,163                | 0  | 44,573                           | 0                                      | (11,313)               | 139,129              | 0  | 11,311   | 30,076   | 16,535                             | 0                        |
| 17.2                 | Other Liability - Claims-Made .....                                 | 250   | 249                    | 0  | 63                               | 0                                      | 470                    | 1,434                | 0  | 77   | 253  | 19                                 | 0                        |
| 17.3                 | Excess Workers' Compensation .....                                  | 0   | 0                      | 0  | 0                                | 0                                      | 0                      | 0                    | 0  | 0  | 0  | 0                                  | 0                        |
| 18.1                 | Products Liability - Occurrence .....                               | 0   | 0                      | 0  | 0                                | 0                                      | 0                      | 0                    | 0  | 0  | 0  | 0                                  | 0                        |
| 18.2                 | Products Liability - Claims-Made .....                              | 0   | 0                      | 0  | 0                                | 0                                      | 0                      | 0                    | 0  | 0  | 0  | 0                                  | 0                        |
| 19.1                 | Private Passenger Auto No-Fault (Personal Injury Protection) .....  | 0   | 0                      | 0  | 0                                | 0                                      | 0                      | 0                    | 0  | 0  | 0  | 0                                  | 0                        |
| 19.2                 | Other Private Passenger Auto Liability .....                        | 0   | 0                      | 0  | 0                                | 0                                      | 0                      | 0                    | 0  | 0  | 0  | 0                                  | 0                        |
| 19.3                 | Commercial Auto No-Fault (Personal Injury Protection) .....         | 0   | 0                      | 0  | 0                                | 0                                      | 0                      | 0                    | 0  | 0  | 0  | 0                                  | 0                        |
| 19.4                 | Other Commercial Auto Liability .....                               | 879,885   | 848,633                | 0  | 271,692                          | 18,983                                 | 319,889                | 634,005              | 0  | 33,243   | 85,305   | 90,501                             | 2,554                    |
| 21.1                 | Private Passenger Auto Physical Damage .....                        | 0   | 0                      | 0  | 0                                | 0                                      | 0                      | 0                    | 0  | 0  | 0  | 0                                  | 0                        |
| 21.2                 | Commercial Auto Physical Damage .....                               | 77,005  | 77,902                 | 0  | 19,979                           | 24,099                                 | 37,072                 | 20,594               | 0  | (447)  | 1,953  | 7,617                              | 0                        |
| 22.                  | Aircraft (all perils) .....   | 0   | 0                      | 0  | 0                                | 0                                      | 0                      | 0                    | 0  | 0  | 0  | 0                                  | 0                        |
| 23.                  | Fidelity .....  | 0   | 0                      | 0  | 0                                | 0                                      | 0                      | 0                    | 0  | 0  | 0  | 0                                  | 0                        |
| 24.                  | Surety .....  | 0   | 0                      | 0  | 0                                | 0                                      | 0                      | 0                    | 0  | 0  | 0  | 0                                  | 0                        |
| 26.                  | Burglary and Theft .....  | 0   | 0                      | 0  | 0                                | 0                                      | 0                      | 0                    | 0  | 0  | 0  | 0                                  | 0                        |
| 27.                  | Boiler and Machinery .....  | 0   | 0                      | 0  | 0                                | 0                                      | 0                      | 0                    | 0  | 0  | 0  | 0                                  | 0                        |
| 28.                  | Credit .....  | 0   | 0                      | 0  | 0                                | 0                                      | 0                      | 0                    | 0  | 0  | 0  | 0                                  | 0                        |
| 29.                  | International .....   | 0   | 0                      | 0  | 0                                | 0                                      | 0                      | 0                    | 0  | 0  | 0  | 0                                  | 0                        |
| 30.                  | Warranty .....  | 0   | 0                      | 0  | 0                                | 0                                      | 0                      | 0                    | 0  | 0  | 0  | 0                                  | 0                        |
| 31.                  | Reins nonproportional assumed property .....                        | XXX   | XXX                    | XXX  | XXX                              | XXX                                    | XXX                    | XXX                  | XXX  | XXX  | XXX  | XXX                                | XXX                      |
| 32.                  | Reins nonproportional assumed liability .....                       | XXX   | XXX                    | XXX  | XXX                              | XXX                                    | XXX                    | XXX                  | XXX  | XXX  | XXX  | XXX                                | XXX                      |
| 33.                  | Reins nonproportional assumed financial lines .....                 | XXX   | XXX                    | XXX  | XXX                              | XXX                                    | XXX                    | XXX                  | XXX  | XXX  | XXX  | XXX                                | XXX                      |
| 34.                  | Aggregate Write-Ins for Other Lines of Business .....               | 0   | 0                      | 0  | 0                                | 0                                      | 0                      | 0                    | 0  | 0  | 0  | 0                                  | 0                        |
| 35.                  | Total (a) .....   | 1,563,801   | 1,676,452              | 0  | 524,729                          | 1,225,796                              | 455,879                | 2,134,465            | 180,494  | 140,570  | 311,505  | 133,479                            | 2,554                    |
| DETAILS OF WRITE-INS |   |   |                        |  |                                  |  |                        |                      |  |  |  |                                    |                          |
| 3401.                | .....   |   |                        |  |                                  |  |                        |                      |  |  |  |                                    |                          |
| 3402.                | .....   |   |                        |  |                                  |  |                        |                      |  |  |  |                                    |                          |
| 3403.                | .....   |   |                        |  |                                  |  |                        |                      |  |  |  |                                    |                          |
| 3498.                | Summary of remaining write-ins for Line 34 from overflow page ..... | 0   | 0                      | 0  | 0                                | 0                                      | 0                      | 0                    | 0  | 0  | 0  | 0                                  | 0                        |
| 3499.                | Totals (Lines 3401 thru 3403 plus 3498)(Line 34 above) .....        | 0   | 0                      | 0  | 0                                | 0                                      | 0                      | 0                    | 0  | 0  | 0  | 0                                  | 0                        |

(a) Finance and service charges not included in Lines 1 to 35 \$ .....0  
(b) For health business on indicated lines report: Number of persons insured under PPO managed care products .....0 and number of persons insured under indemnity only products .....0 .



ANNUAL STATEMENT FOR THE YEAR 2023 OF THE VANLINER INSURANCE COMPANY  
EXHIBIT OF PREMIUMS AND LOSSES (Statutory Page 14)

NAIC Group Code 0084

BUSINESS IN THE STATE OF Maine

DURING THE YEAR 2023

NAIC Company Code 21172

| Line of Business  | Gross Premiums, Including Policy and Membership Fees, Less Return Premiums and Premiums on Policies not Taken |                        | 3  | 4                                | 5                                      | 6                      | 7                    | 8  | 9  | 10   | 11                                 | 12                       |
|---|---|------------------------|--|----------------------------------|--|------------------------|----------------------|--|--|--|------------------------------------|--------------------------|
|   | 1   | 2                      |  |                                  |  |                        |                      |  |  |  |                                    |                          |
|   | Direct Premiums Written   | Direct Premiums Earned | Dividends Paid or Credited to Policyholders on Direct Business | Direct Unearned Premium Reserves | Direct Losses Paid (deducting salvage) | Direct Losses Incurred | Direct Losses Unpaid | Direct Defense and Cost Containment Expense Paid | Direct Defense and Cost Containment Expense Incurred | Direct Defense and Cost Containment Expense Unpaid | Commissions and Brokerage Expenses | Taxes, Licenses and Fees |
| 1. Fire .....   | 0   | 0                      | 0  | 0                                | 0                                      | 0                      | 0                    | 0  | 0  | 0  | 0                                  | 0                        |
| 2.1 Allied Lines .....  | 0   | 0                      | 0  | 0                                | 0                                      | 0                      | 0                    | 0  | 0  | 0  | 0                                  | 0                        |
| 2.2 Multiple Peril Crop .....   | 0   | 0                      | 0  | 0                                | 0                                      | 0                      | 0                    | 0  | 0  | 0  | 0                                  | 0                        |
| 2.3 Federal Flood .....   | 0   | 0                      | 0  | 0                                | 0                                      | 0                      | 0                    | 0  | 0  | 0  | 0                                  | 0                        |
| 2.4. Private Crop .....   | 0   | 0                      | 0  | 0                                | 0                                      | 0                      | 0                    | 0  | 0  | 0  | 0                                  | 0                        |
| 2.5 Private Flood .....   | 0   | 0                      | 0  | 0                                | 0                                      | 0                      | 0                    | 0  | 0  | 0  | 0                                  | 0                        |
| 3. Farmowners Multiple Peril .....  | 0   | 0                      | 0  | 0                                | 0                                      | 0                      | 0                    | 0  | 0  | 0  | 0                                  | 0                        |
| 4. Homeowners Multiple Peril .....  | 0   | 0                      | 0  | 0                                | 0                                      | 0                      | 0                    | 0  | 0  | 0  | 0                                  | 0                        |
| 5.1 Commercial Multiple Peril (Non-Liability Portion) .....               | 0   | 382                    | 0  | 33                               | 0                                      | (4,720)                | 4,102                | 0  | 1,152  | 1,942  | 0                                  | 0                        |
| 5.2 Commercial Multiple Peril (Liability Portion) .....                   | 0   | 570                    | 0  | 50                               | 0                                      | (22)                   | 205                  | 0  | 9  | 25   | 0                                  | 0                        |
| 6. Mortgage Guaranty .....  | 0   | 0                      | 0  | 0                                | 0                                      | 0                      | 0                    | 0  | 0  | 0  | 0                                  | 0                        |
| 8. Ocean Marine .....   | 0   | 0                      | 0  | 0                                | 0                                      | 0                      | 0                    | 0  | 0  | 0  | 0                                  | 0                        |
| 9. Inland Marine .....  | 1,724   | 3,918                  | 0  | 944                              | 0                                      | 8                      | 442                  | 0  | (76)   | 28   | 89                                 | 0                        |
| 10. Financial Guaranty .....  | 0   | 0                      | 0  | 0                                | 0                                      | 0                      | 0                    | 0  | 0  | 0  | 0                                  | 0                        |
| 11.1 Medical Professional Liability - Occurrence .....                    | 0   | 0                      | 0  | 0                                | 0                                      | 0                      | 0                    | 0  | 0  | 0  | 0                                  | 0                        |
| 11.2 Medical Professional Liability - Claims-Made .....                   | 0   | 0                      | 0  | 0                                | 0                                      | 0                      | 0                    | 0  | 0  | 0  | 0                                  | 0                        |
| 12. Earthquake .....  | 0   | 0                      | 0  | 0                                | 0                                      | 0                      | 0                    | 0  | 0  | 0  | 0                                  | 0                        |
| 13.1 Comprehensive (hospital and medical) ind (b) .....                   | 0   | 0                      | 0  | 0                                | 0                                      | 0                      | 0                    | 0  | 0  | 0  | 0                                  | 0                        |
| 13.2 Comprehensive (hospital and medical) group (b) .....                 | 0   | 0                      | 0  | 0                                | 0                                      | 0                      | 0                    | 0  | 0  | 0  | 0                                  | 0                        |
| 14. Credit A&H (Group and Individual) .....                               | 0   | 0                      | 0  | 0                                | 0                                      | 0                      | 0                    | 0  | 0  | 0  | 0                                  | 0                        |
| 15.1 Vision Only (b).....   | 0   | 0                      | 0  | 0                                | 0                                      | 0                      | 0                    | 0  | 0  | 0  | 0                                  | 0                        |
| 15.2 Dental Only (b) .....  | 0   | 0                      | 0  | 0                                | 0                                      | 0                      | 0                    | 0  | 0  | 0  | 0                                  | 0                        |
| 15.3 Disability Income (b) .....  | 0   | 0                      | 0  | 0                                | 0                                      | 0                      | 0                    | 0  | 0  | 0  | 0                                  | 0                        |
| 15.4 Medicare Supplement (b) .....  | 0   | 0                      | 0  | 0                                | 0                                      | 0                      | 0                    | 0  | 0  | 0  | 0                                  | 0                        |
| 15.5 Medicaid Title XIX (b) .....   | 0   | 0                      | 0  | 0                                | 0                                      | 0                      | 0                    | 0  | 0  | 0  | 0                                  | 0                        |
| 15.6 Medicare Title XVIII (b).....  | 0   | 0                      | 0  | 0                                | 0                                      | 0                      | 0                    | 0  | 0  | 0  | 0                                  | 0                        |
| 15.7 Long-Term Care (b) .....   | 0   | 0                      | 0  | 0                                | 0                                      | 0                      | 0                    | 0  | 0  | 0  | 0                                  | 0                        |
| 15.8 Federal Employees Health Benefits Plan (b) .....                     | 0   | 0                      | 0  | 0                                | 0                                      | 0                      | 0                    | 0  | 0  | 0  | 0                                  | 0                        |
| 15.9 Other Health (b) .....   | 0   | 0                      | 0  | 0                                | 0                                      | 0                      | 0                    | 0  | 0  | 0  | 0                                  | 0                        |
| 16. Workers' Compensation .....   | 2,116,683   | 2,129,935              | 0  | 104,255                          | 264,361                                | 841,779                | 1,030,407            | 29,037   | 118,066  | 170,346  | 5,735                              | 0                        |
| 17.1 Other Liability - Occurrence .....                                   | 44,571  | 102,422                | 0  | 24,890                           | 50,119                                 | 14,607                 | 97,589               | 0  | 5,045  | 20,972   | 2,437                              | 0                        |
| 17.2 Other Liability - Claims-Made .....                                  | 103   | 249                    | 0  | 63                               | 0                                      | 398                    | 2,195                | 0  | 59   | 387  | 7                                  | 0                        |
| 17.3 Excess Workers' Compensation .....                                   | 0   | 0                      | 0  | 0                                | 0                                      | 0                      | 0                    | 0  | 0  | 0  | 0                                  | 0                        |
| 18.1 Products Liability - Occurrence .....                                | 0   | 0                      | 0  | 0                                | 0                                      | 0                      | 0                    | 0  | 0  | 0  | 0                                  | 0                        |
| 18.2 Products Liability - Claims-Made .....                               | 0   | 0                      | 0  | 0                                | 0                                      | 0                      | 0                    | 0  | 0  | 0  | 0                                  | 0                        |
| 19.1 Private Passenger Auto No-Fault (Personal Injury Protection) .....   | 0   | 0                      | 0  | 0                                | 0                                      | 0                      | 0                    | 0  | 0  | 0  | 0                                  | 0                        |
| 19.2 Other Private Passenger Auto Liability .....                         | 0   | 0                      | 0  | 0                                | 0                                      | 0                      | 0                    | 0  | 0  | 0  | 0                                  | 0                        |
| 19.3 Commercial Auto No-Fault (Personal Injury Protection) .....          | 0   | 0                      | 0  | 0                                | 0                                      | 0                      | 0                    | 0  | 0  | 0  | 0                                  | 0                        |
| 19.4 Other Commercial Auto Liability .....                                | 42,587  | 116,877                | 0  | 23,605                           | 39,206                                 | 61,488                 | 150,556              | 0  | 2,046  | 21,325   | 2,516                              | 0                        |
| 21.1 Private Passenger Auto Physical Damage .....                         | 0   | 0                      | 0  | 0                                | 0                                      | 0                      | 0                    | 0  | 0  | 0  | 0                                  | 0                        |
| 21.2 Commercial Auto Physical Damage .....                                | 11,894  | 34,817                 | 0  | 4,825                            | (6,816)                                | (865)                  | 13,619               | 0  | (472)  | 1,060  | 874                                | 0                        |
| 22. Aircraft (all perils) .....   | 0   | 0                      | 0  | 0                                | 0                                      | 0                      | 0                    | 0  | 0  | 0  | 0                                  | 0                        |
| 23. Fidelity .....  | 0   | 0                      | 0  | 0                                | 0                                      | 0                      | 0                    | 0  | 0  | 0  | 0                                  | 0                        |
| 24. Surety .....  | 0   | 0                      | 0  | 0                                | 0                                      | 0                      | 0                    | 0  | 0  | 0  | 0                                  | 0                        |
| 26. Burglary and Theft .....  | 0   | 0                      | 0  | 0                                | 0                                      | 0                      | 0                    | 0  | 0  | 0  | 0                                  | 0                        |
| 27. Boiler and Machinery .....  | 0   | 0                      | 0  | 0                                | 0                                      | 0                      | 0                    | 0  | 0  | 0  | 0                                  | 0                        |
| 28. Credit .....  | 0   | 0                      | 0  | 0                                | 0                                      | 0                      | 0                    | 0  | 0  | 0  | 0                                  | 0                        |
| 29. International .....   | 0   | 0                      | 0  | 0                                | 0                                      | 0                      | 0                    | 0  | 0  | 0  | 0                                  | 0                        |
| 30. Warranty .....  | 0   | 0                      | 0  | 0                                | 0                                      | 0                      | 0                    | 0  | 0  | 0  | 0                                  | 0                        |
| 31. Reins nonproportional assumed property .....                          | XXX   | XXX                    | XXX  | XXX                              | XXX                                    | XXX                    | XXX                  | XXX  | XXX  | XXX  | XXX                                | XXX                      |
| 32. Reins nonproportional assumed liability .....                         | XXX   | XXX                    | XXX  | XXX                              | XXX                                    | XXX                    | XXX                  | XXX  | XXX  | XXX  | XXX                                | XXX                      |
| 33. Reins nonproportional assumed financial lines .....                   | XXX   | XXX                    | XXX  | XXX                              | XXX                                    | XXX                    | XXX                  | XXX  | XXX  | XXX  | XXX                                | XXX                      |
| 34. Aggregate Write-Ins for Other Lines of Business .....                 | 0   | 0                      | 0  | 0                                | 0                                      | 0                      | 0                    | 0  | 0  | 0  | 0                                  | 0                        |
| 35. Total (a) .....   | 2,217,562   | 2,389,170              | 0  | 158,664                          | 346,869                                | 912,674                | 1,299,114            | 29,037   | 125,829  | 216,084  | 11,658                             | 0                        |
| DETAILS OF WRITE-INS  |   |                        |  |                                  |  |                        |                      |  |  |  |                                    |                          |
| 3401. ....  |   |                        |  |                                  |  |                        |                      |  |  |  |                                    |                          |
| 3402. ....  |   |                        |  |                                  |  |                        |                      |  |  |  |                                    |                          |
| 3403. ....  |   |                        |  |                                  |  |                        |                      |  |  |  |                                    |                          |
| 3498. Summary of remaining write-ins for Line 34 from overflow page ..... | 0   | 0                      | 0  | 0                                | 0                                      | 0                      | 0                    | 0  | 0  | 0  | 0                                  | 0                        |
| 3499. Totals (Lines 3401 thru 3403 plus 3498)(Line 34 above) .....        | 0   | 0                      | 0  | 0                                | 0                                      | 0                      | 0                    | 0  | 0  | 0  | 0                                  | 0                        |

(a) Finance and service charges not included in Lines 1 to 35 \$ .....0  
(b) For health business on indicated lines report: Number of persons insured under PPO managed care products .....0 and number of persons insured under indemnity only products .....0 .



ANNUAL STATEMENT FOR THE YEAR 2023 OF THE VANLINER INSURANCE COMPANY

EXHIBIT OF PREMIUMS AND LOSSES (Statutory Page 14)

NAIC Group Code 0084 BUSINESS IN THE STATE OF Maryland DURING THE YEAR 2023 NAIC Company Code 21172

| Line of Business     |   | Gross Premiums, Including<br>Policy and Membership Fees,<br>Less Return Premiums and<br>Premiums on Policies not Taken |                                | 3<br><br>Dividends Paid<br>or Credited to<br>Policyholders<br>on Direct Business | 4<br><br>Direct Unearned<br>Premium Reserves | 5<br><br>Direct Losses Paid<br>(deducting salvage) | 6<br><br>Direct Losses<br>Incurred | 7<br><br>Direct<br>Losses Unpaid | 8<br><br>Direct Defense<br>and Cost<br>Containment<br>Expense Paid | 9<br><br>Direct Defense<br>and Cost<br>Containment<br>Expense Incurred | 10<br><br>Direct Defense<br>and Cost<br>Containment<br>Expense<br>Unpaid | 11<br><br>Commissions<br>and Brokerage<br>Expenses | 12<br><br>Taxes, Licenses<br>and Fees |
|----------------------|---|--|--------------------------------|--|--|--|------------------------------------|----------------------------------|--|--|--|--|---------------------------------------|
|                      |   | 1<br>Direct Premiums<br>Written  | 2<br>Direct Premiums<br>Earned |  |  |  |                                    |                                  |  |  |  |  |                                       |
| 1.                   | Fire .....  | 6,877  | 6,754                          | 0  | 1,729  | 0  | 799                                | 3,892                            | 0  | 141  | 687  | 825  | 0                                     |
| 2.1                  | Allied Lines .....  | 8,681  | 8,540                          | 0  | 2,182  | 0  | 1,157                              | 4,388                            | 0  | 204  | 774  | 1,042  | 0                                     |
| 2.2                  | Multiple Peril Crop .....   | 0  | 0                              | 0  | 0  | 0  | 0                                  | 0                                | 0  | 0  | 0  | 0  | 0                                     |
| 2.3                  | Federal Flood .....   | 0  | 0                              | 0  | 0  | 0  | 0                                  | 0                                | 0  | 0  | 0  | 0  | 0                                     |
| 2.4                  | Private Crop .....  | 0  | 0                              | 0  | 0  | 0  | 0                                  | 0                                | 0  | 0  | 0  | 0  | 0                                     |
| 2.5                  | Private Flood .....   | 0  | 0                              | 0  | 0  | 0  | 0                                  | 0                                | 0  | 0  | 0  | 0  | 0                                     |
| 3.                   | Farmowners Multiple Peril .....                                     | 0  | 0                              | 0  | 0  | 0  | 0                                  | 0                                | 0  | 0  | 0  | 0  | 0                                     |
| 4.                   | Homeowners Multiple Peril .....                                     | 0  | 0                              | 0  | 0  | 0  | 0                                  | 0                                | 0  | 0  | 0  | 0  | 0                                     |
| 5.1                  | Commercial Multiple Peril (Non-Liability Portion) .....             | 13,390   | 17,722                         | 0  | 4,112  | 103,417  | 18,392                             | 5,605                            | 0  | 1,582  | 2,653  | 1,298  | 0                                     |
| 5.2                  | Commercial Multiple Peril (Liability Portion) .....                 | 11,219   | 10,881                         | 0  | 2,324  | 83,000   | (34,228)                           | 2,873                            | 8,214  | 5,925  | 347  | 1,346  | 0                                     |
| 6.                   | Mortgage Guaranty .....   | 0  | 0                              | 0  | 0  | 0  | 0                                  | 0                                | 0  | 0  | 0  | 0  | 0                                     |
| 8.                   | Ocean Marine .....  | 0  | 0                              | 0  | 0  | 0  | 0                                  | 0                                | 0  | 0  | 0  | 0  | 0                                     |
| 9.                   | Inland Marine .....   | 5,646  | 7,184                          | 0  | 1,649  | 0  | 144                                | 381                              | 0  | (33)   | 24   | 620  | 0                                     |
| 10.                  | Financial Guaranty .....  | 0  | 0                              | 0  | 0  | 0  | 0                                  | 0                                | 0  | 0  | 0  | 0  | 0                                     |
| 11.1                 | Medical Professional Liability - Occurrence .....                   | 0  | 0                              | 0  | 0  | 0  | 0                                  | 0                                | 0  | 0  | 0  | 0  | 0                                     |
| 11.2                 | Medical Professional Liability - Claims-Made .....                  | 0  | 0                              | 0  | 0  | 0  | 0                                  | 0                                | 0  | 0  | 0  | 0  | 0                                     |
| 12.                  | Earthquake .....  | 0  | 0                              | 0  | 0  | 0  | 0                                  | 0                                | 0  | 0  | 0  | 0  | 0                                     |
| 13.1                 | Comprehensive (hospital and medical) ind (b) .....                  | 0  | 0                              | 0  | 0  | 0  | 0                                  | 0                                | 0  | 0  | 0  | 0  | 0                                     |
| 13.2                 | Comprehensive (hospital and medical) group (b) .....                | 0  | 0                              | 0  | 0  | 0  | 0                                  | 0                                | 0  | 0  | 0  | 0  | 0                                     |
| 14.                  | Credit A&H (Group and Individual) .....                             | 0  | 0                              | 0  | 0  | 0  | 0                                  | 0                                | 0  | 0  | 0  | 0  | 0                                     |
| 15.1                 | Vision Only (b).....  | 0  | 0                              | 0  | 0  | 0  | 0                                  | 0                                | 0  | 0  | 0  | 0  | 0                                     |
| 15.2                 | Dental Only (b) .....   | 0  | 0                              | 0  | 0  | 0  | 0                                  | 0                                | 0  | 0  | 0  | 0  | 0                                     |
| 15.3                 | Disability Income (b) .....   | 0  | 0                              | 0  | 0  | 0  | 0                                  | 0                                | 0  | 0  | 0  | 0  | 0                                     |
| 15.4                 | Medicare Supplement (b) .....                                       | 0  | 0                              | 0  | 0  | 0  | 0                                  | 0                                | 0  | 0  | 0  | 0  | 0                                     |
| 15.5                 | Medicaid Title XIX (b) .....  | 0  | 0                              | 0  | 0  | 0  | 0                                  | 0                                | 0  | 0  | 0  | 0  | 0                                     |
| 15.6                 | Medicare Title XVIII (b).....                                       | 0  | 0                              | 0  | 0  | 0  | 0                                  | 0                                | 0  | 0  | 0  | 0  | 0                                     |
| 15.7                 | Long-Term Care (b) .....  | 0  | 0                              | 0  | 0  | 0  | 0                                  | 0                                | 0  | 0  | 0  | 0  | 0                                     |
| 15.8                 | Federal Employees Health Benefits Plan (b) .....                    | 0  | 0                              | 0  | 0  | 0  | 0                                  | 0                                | 0  | 0  | 0  | 0  | 0                                     |
| 15.9                 | Other Health (b) .....  | 0  | 0                              | 0  | 0  | 0  | 0                                  | 0                                | 0  | 0  | 0  | 0  | 0                                     |
| 16.                  | Workers' Compensation .....   | 645,644  | 677,263                        | 0  | 268,317                                      | 691,905  | (10,545)                           | 1,603,196                        | 70,707   | (24,236)   | 197,001  | 25,861   | 0                                     |
| 17.1                 | Other Liability - Occurrence .....                                  | 226,523  | 268,001                        | 0  | 69,346                                       | 83,377   | 13,254                             | 177,848                          | 20,959   | (29,978)   | 38,219   | 19,112   | 0                                     |
| 17.2                 | Other Liability - Claims-Made .....                                 | 207  | 499                            | 0  | 126  | 0  | (1,047)                            | 3,587                            | 0  | (213)  | 633  | 2  | 0                                     |
| 17.3                 | Excess Workers' Compensation .....                                  | 0  | 0                              | 0  | 0  | 0  | 0                                  | 0                                | 0  | 0  | 0  | 0  | 0                                     |
| 18.1                 | Products Liability - Occurrence .....                               | 0  | 0                              | 0  | 0  | 0  | 0                                  | 0                                | 0  | 0  | 0  | 0  | 0                                     |
| 18.2                 | Products Liability - Claims-Made .....                              | 0  | 0                              | 0  | 0  | 0  | 0                                  | 0                                | 0  | 0  | 0  | 0  | 0                                     |
| 19.1                 | Private Passenger Auto No-Fault (Personal Injury Protection) .....  | 0  | 0                              | 0  | 0  | 0  | 0                                  | 0                                | 0  | 0  | 0  | 0  | 0                                     |
| 19.2                 | Other Private Passenger Auto Liability .....                        | 0  | 0                              | 0  | 0  | 0  | 0                                  | 0                                | 0  | 0  | 0  | 0  | 0                                     |
| 19.3                 | Commercial Auto No-Fault (Personal Injury Protection) .....         | 8,294  | 7,950                          | 0  | 2,898  | 2,500  | 2,493                              | 24                               | 0  | (1)  | 5  | 267  | 0                                     |
| 19.4                 | Other Commercial Auto Liability .....                               | 1,796,044  | 1,671,633                      | 0  | 631,551                                      | 652,984  | 1,084,220                          | 1,995,567                        | 17,655   | 59,337   | 211,167  | 45,228   | (1,080)                               |
| 21.1                 | Private Passenger Auto Physical Damage .....                        | 0  | 0                              | 0  | 0  | 0  | 0                                  | 0                                | 0  | 0  | 0  | 0  | 0                                     |
| 21.2                 | Commercial Auto Physical Damage .....                               | 329,527  | 515,155                        | 0  | 25,448                                       | 188,125  | 29,609                             | 63,313                           | 0  | (7,007)  | 15,180   | 5,068  | 0                                     |
| 22.                  | Aircraft (all perils) .....   | 0  | 0                              | 0  | 0  | 0  | 0                                  | 0                                | 0  | 0  | 0  | 0  | 0                                     |
| 23.                  | Fidelity .....  | 0  | 0                              | 0  | 0  | 0  | 0                                  | 0                                | 0  | 0  | 0  | 0  | 0                                     |
| 24.                  | Surety .....  | 0  | 0                              | 0  | 0  | 0  | 0                                  | 0                                | 0  | 0  | 0  | 0  | 0                                     |
| 26.                  | Burglary and Theft .....  | 0  | 0                              | 0  | 0  | 0  | 0                                  | 0                                | 0  | 0  | 0  | 0  | 0                                     |
| 27.                  | Boiler and Machinery .....  | 1,040  | 1,038                          | 0  | 261  | 0  | 92                                 | 761                              | 0  | 16   | 134  | 125  | 0                                     |
| 28.                  | Credit .....  | 0  | 0                              | 0  | 0  | 0  | 0                                  | 0                                | 0  | 0  | 0  | 0  | 0                                     |
| 29.                  | International .....   | 0  | 0                              | 0  | 0  | 0  | 0                                  | 0                                | 0  | 0  | 0  | 0  | 0                                     |
| 30.                  | Warranty .....  | 0  | 0                              | 0  | 0  | 0  | 0                                  | 0                                | 0  | 0  | 0  | 0  | 0                                     |
| 31.                  | Reins nonproportional assumed property .....                        | XXX  | XXX                            | XXX  | XXX  | XXX  | XXX                                | XXX                              | XXX  | XXX  | XXX  | XXX  | XXX                                   |
| 32.                  | Reins nonproportional assumed liability .....                       | XXX  | XXX                            | XXX  | XXX  | XXX  | XXX                                | XXX                              | XXX  | XXX  | XXX  | XXX  | XXX                                   |
| 33.                  | Reins nonproportional assumed financial lines .....                 | XXX  | XXX                            | XXX  | XXX  | XXX  | XXX                                | XXX                              | XXX  | XXX  | XXX  | XXX  | XXX                                   |
| 34.                  | Aggregate Write-Ins for Other Lines of Business .....               | 0  | 0                              | 0  | 0  | 0  | 0                                  | 0                                | 0  | 0  | 0  | 0  | 0                                     |
| 35.                  | Total (a) .....   | 3,053,092  | 3,192,620                      | 0  | 1,009,942                                    | 1,805,307  | 1,104,340                          | 3,861,436                        | 117,535  | 5,736  | 466,824  | 100,793  | (1,080)                               |
| DETAILS OF WRITE-INS |   |  |                                |  |  |  |                                    |                                  |  |  |  |  |                                       |
| 3401.                | .....   |  |                                |  |  |  |                                    |                                  |  |  |  |  |                                       |
| 3402.                | .....   |  |                                |  |  |  |                                    |                                  |  |  |  |  |                                       |
| 3403.                | .....   |  |                                |  |  |  |                                    |                                  |  |  |  |  |                                       |
| 3498.                | Summary of remaining write-ins for Line 34 from overflow page ..... | 0  | 0                              | 0  | 0  | 0  | 0                                  | 0                                | 0  | 0  | 0  | 0  | 0                                     |
| 3499.                | Totals (Lines 3401 thru 3403 plus 3498)(Line 34 above) .....        | 0  | 0                              | 0  | 0  | 0  | 0                                  | 0                                | 0  | 0  | 0  | 0  | 0                                     |

(a) Finance and service charges not included in Lines 1 to 35 \$ .....0  
(b) For health business on indicated lines report: Number of persons insured under PPO managed care products .....0 and number of persons insured under indemnity only products .....0 .



ANNUAL STATEMENT FOR THE YEAR 2023 OF THE VANLINER INSURANCE COMPANY

EXHIBIT OF PREMIUMS AND LOSSES (Statutory Page 14)

NAIC Group Code 0084

BUSINESS IN THE STATE OF Massachusetts

DURING THE YEAR 2023

NAIC Company Code 21172

| Line of Business     |   | Gross Premiums, Including Policy and Membership Fees, Less Return Premiums and Premiums on Policies not Taken |                        | 3  | 4                                | 5                                      | 6                      | 7                    | 8  | 9  | 10   | 11                                 | 12                       |
|----------------------|---|---|------------------------|--|----------------------------------|--|------------------------|----------------------|--|--|--|------------------------------------|--------------------------|
|                      |   | 1   | 2                      |  |                                  |  |                        |                      |  |  |  |                                    |                          |
|                      |   | Direct Premiums Written   | Direct Premiums Earned | Dividends Paid or Credited to Policyholders on Direct Business | Direct Unearned Premium Reserves | Direct Losses Paid (deducting salvage) | Direct Losses Incurred | Direct Losses Unpaid | Direct Defense and Cost Containment Expense Paid | Direct Defense and Cost Containment Expense Incurred | Direct Defense and Cost Containment Expense Unpaid | Commissions and Brokerage Expenses | Taxes, Licenses and Fees |
| 1.                   | Fire .....  | 31,714  | 30,407                 | 0  | 7,972                            | 0                                      | 4,510                  | 16,435               | 0  | 796  | 2,900  | 3,806                              | 0                        |
| 2.1                  | Allied Lines .....  | 20,476  | 19,400                 | 0  | 5,147                            | 0                                      | 2,537                  | 10,276               | 0  | 448  | 1,813  | 2,457                              | 0                        |
| 2.2                  | Multiple Peril Crop .....   | 0   | 0                      | 0  | 0                                | 0                                      | 0                      | 0                    | 0  | 0  | 0  | 0                                  | 0                        |
| 2.3                  | Federal Flood .....   | 0   | 0                      | 0  | 0                                | 0                                      | 0                      | 0                    | 0  | 0  | 0  | 0                                  | 0                        |
| 2.4                  | Private Crop .....  | 0   | 0                      | 0  | 0                                | 0                                      | 0                      | 0                    | 0  | 0  | 0  | 0                                  | 0                        |
| 2.5                  | Private Flood .....   | 0   | 0                      | 0  | 0                                | 0                                      | 0                      | 0                    | 0  | 0  | 0  | 0                                  | 0                        |
| 3.                   | Farmowners Multiple Peril .....                                     | 0   | 0                      | 0  | 0                                | 0                                      | 0                      | 0                    | 0  | 0  | 0  | 0                                  | 0                        |
| 4.                   | Homeowners Multiple Peril .....                                     | 0   | 0                      | 0  | 0                                | 0                                      | 0                      | 0                    | 0  | 0  | 0  | 0                                  | 0                        |
| 5.1                  | Commercial Multiple Peril (Non-Liability Portion) .....             | 191,968   | 188,916                | 0  | 167,380                          | 0                                      | (39,149)               | 80,571               | 0  | 27,426   | 38,145   | 31,258                             | 0                        |
| 5.2                  | Commercial Multiple Peril (Liability Portion) .....                 | 54,864  | 43,764                 | 0  | 32,715                           | 0                                      | (7,849)                | 16,448               | 0  | 312  | 1,984  | 8,279                              | 0                        |
| 6.                   | Mortgage Guaranty .....   | 0   | 0                      | 0  | 0                                | 0                                      | 0                      | 0                    | 0  | 0  | 0  | 0                                  | 0                        |
| 8.                   | Ocean Marine .....  | 0   | 0                      | 0  | 0                                | 0                                      | 0                      | 0                    | 0  | 0  | 0  | 0                                  | 0                        |
| 9.                   | Inland Marine .....   | 33,062  | 31,147                 | 0  | 23,540                           | 0                                      | 240                    | 2,256                | 0  | (342)  | 145  | 4,895                              | 0                        |
| 10.                  | Financial Guaranty .....  | 0   | 0                      | 0  | 0                                | 0                                      | 0                      | 0                    | 0  | 0  | 0  | 0                                  | 0                        |
| 11.1                 | Medical Professional Liability - Occurrence .....                   | 0   | 0                      | 0  | 0                                | 0                                      | 0                      | 0                    | 0  | 0  | 0  | 0                                  | 0                        |
| 11.2                 | Medical Professional Liability - Claims-Made .....                  | 0   | 0                      | 0  | 0                                | 0                                      | 0                      | 0                    | 0  | 0  | 0  | 0                                  | 0                        |
| 12.                  | Earthquake .....  | 0   | 0                      | 0  | 0                                | 0                                      | 0                      | 0                    | 0  | 0  | 0  | 0                                  | 0                        |
| 13.1                 | Comprehensive (hospital and medical) ind (b) .....                  | 0   | 0                      | 0  | 0                                | 0                                      | 0                      | 0                    | 0  | 0  | 0  | 0                                  | 0                        |
| 13.2                 | Comprehensive (hospital and medical) group (b) .....                | 0   | 0                      | 0  | 0                                | 0                                      | 0                      | 0                    | 0  | 0  | 0  | 0                                  | 0                        |
| 14.                  | Credit A&H (Group and Individual) .....                             | 0   | 0                      | 0  | 0                                | 0                                      | 0                      | 0                    | 0  | 0  | 0  | 0                                  | 0                        |
| 15.1                 | Vision Only (b).....  | 0   | 0                      | 0  | 0                                | 0                                      | 0                      | 0                    | 0  | 0  | 0  | 0                                  | 0                        |
| 15.2                 | Dental Only (b) .....   | 0   | 0                      | 0  | 0                                | 0                                      | 0                      | 0                    | 0  | 0  | 0  | 0                                  | 0                        |
| 15.3                 | Disability Income (b) .....   | 0   | 0                      | 0  | 0                                | 0                                      | 0                      | 0                    | 0  | 0  | 0  | 0                                  | 0                        |
| 15.4                 | Medicare Supplement (b) .....                                       | 0   | 0                      | 0  | 0                                | 0                                      | 0                      | 0                    | 0  | 0  | 0  | 0                                  | 0                        |
| 15.5                 | Medicaid Title XIX (b) .....  | 0   | 0                      | 0  | 0                                | 0                                      | 0                      | 0                    | 0  | 0  | 0  | 0                                  | 0                        |
| 15.6                 | Medicare Title XVIII (b).....                                       | 0   | 0                      | 0  | 0                                | 0                                      | 0                      | 0                    | 0  | 0  | 0  | 0                                  | 0                        |
| 15.7                 | Long-Term Care (b) .....  | 0   | 0                      | 0  | 0                                | 0                                      | 0                      | 0                    | 0  | 0  | 0  | 0                                  | 0                        |
| 15.8                 | Federal Employees Health Benefits Plan (b) .....                    | 0   | 0                      | 0  | 0                                | 0                                      | 0                      | 0                    | 0  | 0  | 0  | 0                                  | 0                        |
| 15.9                 | Other Health (b) .....  | 0   | 0                      | 0  | 0                                | 0                                      | 0                      | 0                    | 0  | 0  | 0  | 0                                  | 0                        |
| 16.                  | Workers' Compensation .....   | 2,559,417   | 2,651,071              | 0  | 1,255,979                        | 1,106,504                              | 2,422,109              | 4,971,268            | 167,658  | 215,179  | 575,878  | 119,213                            | (15)                     |
| 17.1                 | Other Liability - Occurrence .....                                  | 1,739,149   | 1,618,691              | 0  | 1,002,370                        | 88,438                                 | (191,047)              | 1,371,722            | 24,942   | 115,162  | 280,264  | 157,611                            | 0                        |
| 17.2                 | Other Liability - Claims-Made .....                                 | 1,041   | 1,436                  | 0  | 786                              | 0                                      | (5,478)                | 11,512               | 0  | (1,072)  | 2,032  | 118                                | 0                        |
| 17.3                 | Excess Workers' Compensation .....                                  | 0   | 0                      | 0  | 0                                | 0                                      | 0                      | 0                    | 0  | 0  | 0  | 0                                  | 0                        |
| 18.1                 | Products Liability - Occurrence .....                               | 0   | 0                      | 0  | 0                                | 0                                      | 0                      | 0                    | 0  | 0  | 0  | 0                                  | 0                        |
| 18.2                 | Products Liability - Claims-Made .....                              | 0   | 0                      | 0  | 0                                | 0                                      | 0                      | 0                    | 0  | 0  | 0  | 0                                  | 0                        |
| 19.1                 | Private Passenger Auto No-Fault (Personal Injury Protection) .....  | 0   | 0                      | 0  | 0                                | 0                                      | 0                      | 0                    | 0  | 0  | 0  | 0                                  | 0                        |
| 19.2                 | Other Private Passenger Auto Liability .....                        | 0   | 0                      | 0  | 0                                | 0                                      | 0                      | 0                    | 0  | 0  | 0  | 0                                  | 0                        |
| 19.3                 | Commercial Auto No-Fault (Personal Injury Protection) .....         | 18,698  | 19,581                 | 0  | 11,374                           | 0                                      | (49)                   | 107                  | 0  | (10)   | 24   | 2,400                              | 0                        |
| 19.4                 | Other Commercial Auto Liability .....                               | 2,678,765   | 2,382,815              | 0  | 1,236,478                        | 572,863                                | 1,135,868              | 2,931,638            | 40,270   | 80,617   | 339,365  | 186,910                            | (5)                      |
| 21.1                 | Private Passenger Auto Physical Damage .....                        | 0   | 0                      | 0  | 0                                | 0                                      | 0                      | 0                    | 0  | 0  | 0  | 0                                  | 0                        |
| 21.2                 | Commercial Auto Physical Damage .....                               | 662,270   | 560,315                | 0  | 410,127                          | 182,019                                | 91,643                 | 77,259               | 0  | (11,667)   | 17,213   | 80,202                             | 0                        |
| 22.                  | Aircraft (all perils) .....   | 0   | 0                      | 0  | 0                                | 0                                      | 0                      | 0                    | 0  | 0  | 0  | 0                                  | 0                        |
| 23.                  | Fidelity .....  | 0   | 0                      | 0  | 0                                | 0                                      | 0                      | 0                    | 0  | 0  | 0  | 0                                  | 0                        |
| 24.                  | Surety .....  | 0   | 0                      | 0  | 0                                | 0                                      | 0                      | 0                    | 0  | 0  | 0  | 0                                  | 0                        |
| 26.                  | Burglary and Theft .....  | 0   | 0                      | 0  | 0                                | 0                                      | 0                      | 0                    | 0  | 0  | 0  | 0                                  | 0                        |
| 27.                  | Boiler and Machinery .....  | 2,355   | 2,272                  | 0  | 592                              | 0                                      | 561                    | 1,393                | 0  | 99   | 246  | 283                                | 0                        |
| 28.                  | Credit .....  | 0   | 0                      | 0  | 0                                | 0                                      | 0                      | 0                    | 0  | 0  | 0  | 0                                  | 0                        |
| 29.                  | International .....   | 0   | 0                      | 0  | 0                                | 0                                      | 0                      | 0                    | 0  | 0  | 0  | 0                                  | 0                        |
| 30.                  | Warranty .....  | 0   | 0                      | 0  | 0                                | 0                                      | 0                      | 0                    | 0  | 0  | 0  | 0                                  | 0                        |
| 31.                  | Reins nonproportional assumed property .....                        | XXX   | XXX                    | XXX  | XXX                              | XXX                                    | XXX                    | XXX                  | XXX  | XXX  | XXX  | XXX                                | XXX                      |
| 32.                  | Reins nonproportional assumed liability .....                       | XXX   | XXX                    | XXX  | XXX                              | XXX                                    | XXX                    | XXX                  | XXX  | XXX  | XXX  | XXX                                | XXX                      |
| 33.                  | Reins nonproportional assumed financial lines .....                 | XXX   | XXX                    | XXX  | XXX                              | XXX                                    | XXX                    | XXX                  | XXX  | XXX  | XXX  | XXX                                | XXX                      |
| 34.                  | Aggregate Write-Ins for Other Lines of Business .....               | 0   | 0                      | 0  | 0                                | 0                                      | 0                      | 0                    | 0  | 0  | 0  | 0                                  | 0                        |
| 35.                  | Total (a) .....   | 7,993,779   | 7,549,815              | 0  | 4,154,458                        | 1,949,824                              | 3,413,897              | 9,490,886            | 232,869  | 426,949  | 1,260,007  | 597,431                            | (20)                     |
| DETAILS OF WRITE-INS |   |   |                        |  |                                  |  |                        |                      |  |  |  |                                    |                          |
| 3401.                | .....   |   |                        |  |                                  |  |                        |                      |  |  |  |                                    |                          |
| 3402.                | .....   |   |                        |  |                                  |  |                        |                      |  |  |  |                                    |                          |
| 3403.                | .....   |   |                        |  |                                  |  |                        |                      |  |  |  |                                    |                          |
| 3498.                | Summary of remaining write-ins for Line 34 from overflow page ..... | 0   | 0                      | 0  | 0                                | 0                                      | 0                      | 0                    | 0  | 0  | 0  | 0                                  | 0                        |
| 3499.                | Totals (Lines 3401 thru 3403 plus 3498)(Line 34 above) .....        | 0   | 0                      | 0  | 0                                | 0                                      | 0                      | 0                    | 0  | 0  | 0  | 0                                  | 0                        |

(a) Finance and service charges not included in Lines 1 to 35 \$ .....

(b) For health business on indicated lines report: Number of persons insured under PPO managed care products ..... and number of persons insured under indemnity only products .....



ANNUAL STATEMENT FOR THE YEAR 2023 OF THE VANLINER INSURANCE COMPANY

EXHIBIT OF PREMIUMS AND LOSSES (Statutory Page 14)

NAIC Group Code 0084 BUSINESS IN THE STATE OF Michigan DURING THE YEAR 2023 NAIC Company Code 21172

| Line of Business     |   | Gross Premiums, Including Policy and Membership Fees, Less Return Premiums and Premiums on Policies not Taken |                        | 3  | 4                                | 5                                      | 6                      | 7                    | 8  | 9  | 10   | 11                                 | 12                       |
|----------------------|---|---|------------------------|--|----------------------------------|--|------------------------|----------------------|--|--|--|------------------------------------|--------------------------|
|                      |   | 1   | 2                      |  |                                  |  |                        |                      |  |  |  |                                    |                          |
|                      |   | Direct Premiums Written   | Direct Premiums Earned | Dividends Paid or Credited to Policyholders on Direct Business | Direct Unearned Premium Reserves | Direct Losses Paid (deducting salvage) | Direct Losses Incurred | Direct Losses Unpaid | Direct Defense and Cost Containment Expense Paid | Direct Defense and Cost Containment Expense Incurred | Direct Defense and Cost Containment Expense Unpaid | Commissions and Brokerage Expenses | Taxes, Licenses and Fees |
| 1.                   | Fire .....  | 0   | 0                      | 0  | 0                                | 0                                      | 0                      | 0                    | 0  | 0  | 0  | 0                                  | 0                        |
| 2.1                  | Allied Lines .....  | 0   | 0                      | 0  | 0                                | 0                                      | 0                      | 0                    | 0  | 0  | 0  | 0                                  | 0                        |
| 2.2                  | Multiple Peril Crop .....   | 0   | 0                      | 0  | 0                                | 0                                      | 0                      | 0                    | 0  | 0  | 0  | 0                                  | 0                        |
| 2.3                  | Federal Flood .....   | 0   | 0                      | 0  | 0                                | 0                                      | 0                      | 0                    | 0  | 0  | 0  | 0                                  | 0                        |
| 2.4.                 | Private Crop .....  | 0   | 0                      | 0  | 0                                | 0                                      | 0                      | 0                    | 0  | 0  | 0  | 0                                  | 0                        |
| 2.5                  | Private Flood .....   | 0   | 0                      | 0  | 0                                | 0                                      | 0                      | 0                    | 0  | 0  | 0  | 0                                  | 0                        |
| 3.                   | Farmowners Multiple Peril .....                                     | 0   | 0                      | 0  | 0                                | 0                                      | 0                      | 0                    | 0  | 0  | 0  | 0                                  | 0                        |
| 4.                   | Homeowners Multiple Peril .....                                     | 0   | 0                      | 0  | 0                                | 0                                      | 0                      | 0                    | 0  | 0  | 0  | 0                                  | 0                        |
| 5.1                  | Commercial Multiple Peril (Non-Liability Portion) .....             | 18,963  | 19,141                 | 0  | 9,127                            | 0                                      | (722)                  | 8,495                | 0  | 3,197  | 4,022  | 2,347                              | 0                        |
| 5.2                  | Commercial Multiple Peril (Liability Portion) .....                 | 28,258  | 26,472                 | 0  | 9,284                            | 0                                      | 3,213                  | 6,462                | 0  | 556  | 779  | 4,086                              | 0                        |
| 6.                   | Mortgage Guaranty .....   | 0   | 0                      | 0  | 0                                | 0                                      | 0                      | 0                    | 0  | 0  | 0  | 0                                  | 0                        |
| 8.                   | Ocean Marine .....  | 0   | 0                      | 0  | 0                                | 0                                      | 0                      | 0                    | 0  | 0  | 0  | 0                                  | 0                        |
| 9.                   | Inland Marine .....   | 7,535   | 7,359                  | 0  | 4,198                            | 0                                      | 196                    | 544                  | 0  | (49)   | 35   | 907                                | 0                        |
| 10.                  | Financial Guaranty .....  | 0   | 0                      | 0  | 0                                | 0                                      | 0                      | 0                    | 0  | 0  | 0  | 0                                  | 0                        |
| 11.1                 | Medical Professional Liability - Occurrence .....                   | 0   | 0                      | 0  | 0                                | 0                                      | 0                      | 0                    | 0  | 0  | 0  | 0                                  | 0                        |
| 11.2                 | Medical Professional Liability - Claims-Made .....                  | 0   | 0                      | 0  | 0                                | 0                                      | 0                      | 0                    | 0  | 0  | 0  | 0                                  | 0                        |
| 12.                  | Earthquake .....  | 0   | 0                      | 0  | 0                                | 0                                      | 0                      | 0                    | 0  | 0  | 0  | 0                                  | 0                        |
| 13.1                 | Comprehensive (hospital and medical) ind (b) .....                  | 0   | 0                      | 0  | 0                                | 0                                      | 0                      | 0                    | 0  | 0  | 0  | 0                                  | 0                        |
| 13.2                 | Comprehensive (hospital and medical) group (b) .....                | 0   | 0                      | 0  | 0                                | 0                                      | 0                      | 0                    | 0  | 0  | 0  | 0                                  | 0                        |
| 14.                  | Credit A&H (Group and Individual) .....                             | 0   | 0                      | 0  | 0                                | 0                                      | 0                      | 0                    | 0  | 0  | 0  | 0                                  | 0                        |
| 15.1                 | Vision Only (b).....  | 0   | 0                      | 0  | 0                                | 0                                      | 0                      | 0                    | 0  | 0  | 0  | 0                                  | 0                        |
| 15.2                 | Dental Only (b) .....   | 0   | 0                      | 0  | 0                                | 0                                      | 0                      | 0                    | 0  | 0  | 0  | 0                                  | 0                        |
| 15.3                 | Disability Income (b) .....   | 0   | 0                      | 0  | 0                                | 0                                      | 0                      | 0                    | 0  | 0  | 0  | 0                                  | 0                        |
| 15.4                 | Medicare Supplement (b) .....                                       | 0   | 0                      | 0  | 0                                | 0                                      | 0                      | 0                    | 0  | 0  | 0  | 0                                  | 0                        |
| 15.5                 | Medicaid Title XIX (b) .....  | 0   | 0                      | 0  | 0                                | 0                                      | 0                      | 0                    | 0  | 0  | 0  | 0                                  | 0                        |
| 15.6                 | Medicare Title XVIII (b).....                                       | 0   | 0                      | 0  | 0                                | 0                                      | 0                      | 0                    | 0  | 0  | 0  | 0                                  | 0                        |
| 15.7                 | Long-Term Care (b) .....  | 0   | 0                      | 0  | 0                                | 0                                      | 0                      | 0                    | 0  | 0  | 0  | 0                                  | 0                        |
| 15.8                 | Federal Employees Health Benefits Plan (b) .....                    | 0   | 0                      | 0  | 0                                | 0                                      | 0                      | 0                    | 0  | 0  | 0  | 0                                  | 0                        |
| 15.9                 | Other Health (b) .....  | 0   | 0                      | 0  | 0                                | 0                                      | 0                      | 0                    | 0  | 0  | 0  | 0                                  | 0                        |
| 16.                  | Workers' Compensation .....   | 9,706,268   | 9,631,525              | 0  | 1,377,397                        | 2,042,436                              | 4,458,463              | 7,325,755            | 262,828  | 522,319  | 1,034,109  | 273,001                            | 0                        |
| 17.1                 | Other Liability - Occurrence .....                                  | 533,259   | 506,772                | 0  | 318,766                          | 25,953                                 | (57,477)               | 390,461              | 16,132   | (24,740)   | 82,690   | 43,595                             | 0                        |
| 17.2                 | Other Liability - Claims-Made .....                                 | 1,500   | 1,499                  | 0  | 1,127                            | 0                                      | 2,665                  | 8,610                | 0  | 433  | 1,519  | 113                                | 0                        |
| 17.3                 | Excess Workers' Compensation .....                                  | 0   | 0                      | 0  | 0                                | 0                                      | 0                      | 0                    | 0  | 0  | 0  | 0                                  | 0                        |
| 18.1                 | Products Liability - Occurrence .....                               | 0   | 0                      | 0  | 0                                | 0                                      | 0                      | 0                    | 0  | 0  | 0  | 0                                  | 0                        |
| 18.2                 | Products Liability - Claims-Made .....                              | 0   | 0                      | 0  | 0                                | 0                                      | 0                      | 0                    | 0  | 0  | 0  | 0                                  | 0                        |
| 19.1                 | Private Passenger Auto No-Fault (Personal Injury Protection) .....  | 0   | 0                      | 0  | 0                                | 0                                      | 0                      | 0                    | 0  | 0  | 0  | 0                                  | 0                        |
| 19.2                 | Other Private Passenger Auto Liability .....                        | 0   | 0                      | 0  | 0                                | 0                                      | 0                      | 0                    | 0  | 0  | 0  | 0                                  | 0                        |
| 19.3                 | Commercial Auto No-Fault (Personal Injury Protection) .....         | 48,985  | 40,926                 | 0  | 31,088                           | 40,000                                 | 29,989                 | 154                  | 28,706   | 29,046   | 10,376   | 2,707                              | 0                        |
| 19.4                 | Other Commercial Auto Liability .....                               | 377,284   | 431,835                | 0  | 215,763                          | 30,677                                 | 251,023                | 597,550              | 0  | 46,076   | 91,044   | 36,314                             | 0                        |
| 21.1                 | Private Passenger Auto Physical Damage .....                        | 0   | 0                      | 0  | 0                                | 0                                      | 0                      | 0                    | 0  | 0  | 0  | 0                                  | 0                        |
| 21.2                 | Commercial Auto Physical Damage .....                               | 126,127   | 144,319                | 0  | 61,665                           | 41,652                                 | 35,256                 | 14,444               | 0  | (801)  | 3,715  | 12,669                             | 0                        |
| 22.                  | Aircraft (all perils) .....   | 0   | 0                      | 0  | 0                                | 0                                      | 0                      | 0                    | 0  | 0  | 0  | 0                                  | 0                        |
| 23.                  | Fidelity .....  | 0   | 0                      | 0  | 0                                | 0                                      | 0                      | 0                    | 0  | 0  | 0  | 0                                  | 0                        |
| 24.                  | Surety .....  | 0   | 0                      | 0  | 0                                | 0                                      | 0                      | 0                    | 0  | 0  | 0  | 0                                  | 0                        |
| 26.                  | Burglary and Theft .....  | 0   | 0                      | 0  | 0                                | 0                                      | 0                      | 0                    | 0  | 0  | 0  | 0                                  | 0                        |
| 27.                  | Boiler and Machinery .....  | 0   | 0                      | 0  | 0                                | 0                                      | 0                      | 0                    | 0  | 0  | 0  | 0                                  | 0                        |
| 28.                  | Credit .....  | 0   | 0                      | 0  | 0                                | 0                                      | 0                      | 0                    | 0  | 0  | 0  | 0                                  | 0                        |
| 29.                  | International .....   | 0   | 0                      | 0  | 0                                | 0                                      | 0                      | 0                    | 0  | 0  | 0  | 0                                  | 0                        |
| 30.                  | Warranty .....  | 0   | 0                      | 0  | 0                                | 0                                      | 0                      | 0                    | 0  | 0  | 0  | 0                                  | 0                        |
| 31.                  | Reins nonproportional assumed property .....                        | XXX   | XXX                    | XXX  | XXX                              | XXX                                    | XXX                    | XXX                  | XXX  | XXX  | XXX  | XXX                                | XXX                      |
| 32.                  | Reins nonproportional assumed liability .....                       | XXX   | XXX                    | XXX  | XXX                              | XXX                                    | XXX                    | XXX                  | XXX  | XXX  | XXX  | XXX                                | XXX                      |
| 33.                  | Reins nonproportional assumed financial lines .....                 | XXX   | XXX                    | XXX  | XXX                              | XXX                                    | XXX                    | XXX                  | XXX  | XXX  | XXX  | XXX                                | XXX                      |
| 34.                  | Aggregate Write-Ins for Other Lines of Business .....               | 0   | 0                      | 0  | 0                                | 0                                      | 0                      | 0                    | 0  | 0  | 0  | 0                                  | 0                        |
| 35.                  | Total (a) .....   | 10,848,179  | 10,809,846             | 0  | 2,028,354                        | 2,180,718                              | 4,722,604              | 8,352,476            | 307,666  | 576,038  | 1,228,290  | 375,740                            | 0                        |
| DETAILS OF WRITE-INS |   |   |                        |  |                                  |  |                        |                      |  |  |  |                                    |                          |
| 3401.                | .....   |   |                        |  |                                  |  |                        |                      |  |  |  |                                    |                          |
| 3402.                | .....   |   |                        |  |                                  |  |                        |                      |  |  |  |                                    |                          |
| 3403.                | .....   |   |                        |  |                                  |  |                        |                      |  |  |  |                                    |                          |
| 3498.                | Summary of remaining write-ins for Line 34 from overflow page ..... | 0   | 0                      | 0  | 0                                | 0                                      | 0                      | 0                    | 0  | 0  | 0  | 0                                  | 0                        |
| 3499.                | Totals (Lines 3401 thru 3403 plus 3498)(Line 34 above) .....        | 0   | 0                      | 0  | 0                                | 0                                      | 0                      | 0                    | 0  | 0  | 0  | 0                                  | 0                        |

(a) Finance and service charges not included in Lines 1 to 35 \$ ..... 50  
(b) For health business on indicated lines report: Number of persons insured under PPO managed care products .....0 and number of persons insured under indemnity only products .....0 .





ANNUAL STATEMENT FOR THE YEAR 2023 OF THE VANLINER INSURANCE COMPANY

EXHIBIT OF PREMIUMS AND LOSSES (Statutory Page 14)

NAIC Group Code 0084 BUSINESS IN THE STATE OF Minnesota DURING THE YEAR 2023 NAIC Company Code 21172

| Line of Business     |   | Gross Premiums, Including Policy and Membership Fees, Less Return Premiums and Premiums on Policies not Taken |                        | 3  | 4                                | 5                                      | 6                      | 7                    | 8  | 9  | 10   | 11                                 | 12                       |
|----------------------|---|---|------------------------|--|----------------------------------|--|------------------------|----------------------|--|--|--|------------------------------------|--------------------------|
|                      |   | 1   | 2                      |  |                                  |  |                        |                      |  |  |  |                                    |                          |
|                      |   | Direct Premiums Written   | Direct Premiums Earned | Dividends Paid or Credited to Policyholders on Direct Business | Direct Unearned Premium Reserves | Direct Losses Paid (deducting salvage) | Direct Losses Incurred | Direct Losses Unpaid | Direct Defense and Cost Containment Expense Paid | Direct Defense and Cost Containment Expense Incurred | Direct Defense and Cost Containment Expense Unpaid | Commissions and Brokerage Expenses | Taxes, Licenses and Fees |
| 1.                   | Fire .....  | 0   | 0                      | 0  | 0                                | 0                                      | 0                      | 0                    | 0  | 0  | 0  | 0                                  | 0                        |
| 2.1                  | Allied Lines .....  | 0   | 0                      | 0  | 0                                | 0                                      | 0                      | 0                    | 0  | 0  | 0  | 0                                  | 0                        |
| 2.2                  | Multiple Peril Crop .....   | 0   | 0                      | 0  | 0                                | 0                                      | 0                      | 0                    | 0  | 0  | 0  | 0                                  | 0                        |
| 2.3                  | Federal Flood .....   | 0   | 0                      | 0  | 0                                | 0                                      | 0                      | 0                    | 0  | 0  | 0  | 0                                  | 0                        |
| 2.4.                 | Private Crop .....  | 0   | 0                      | 0  | 0                                | 0                                      | 0                      | 0                    | 0  | 0  | 0  | 0                                  | 0                        |
| 2.5                  | Private Flood .....   | 0   | 0                      | 0  | 0                                | 0                                      | 0                      | 0                    | 0  | 0  | 0  | 0                                  | 0                        |
| 3.                   | Farmowners Multiple Peril .....                                     | 0   | 0                      | 0  | 0                                | 0                                      | 0                      | 0                    | 0  | 0  | 0  | 0                                  | 0                        |
| 4.                   | Homeowners Multiple Peril .....                                     | 0   | 0                      | 0  | 0                                | 0                                      | 0                      | 0                    | 0  | 0  | 0  | 0                                  | 0                        |
| 5.1                  | Commercial Multiple Peril (Non-Liability Portion) .....             | 42,508  | 56,222                 | 0  | 18,656                           | 0                                      | (6,909)                | 22,167               | 0  | 7,892  | 10,495   | 4,939                              | 0                        |
| 5.2                  | Commercial Multiple Peril (Liability Portion) .....                 | 25,907  | 24,704                 | 0  | 14,553                           | 0                                      | 1,764                  | 5,647                | 0  | 414  | 681  | 3,115                              | 0                        |
| 6.                   | Mortgage Guaranty .....   | 0   | 0                      | 0  | 0                                | 0                                      | 0                      | 0                    | 0  | 0  | 0  | 0                                  | 0                        |
| 8.                   | Ocean Marine .....  | 0   | 0                      | 0  | 0                                | 0                                      | 0                      | 0                    | 0  | 0  | 0  | 0                                  | 0                        |
| 9.                   | Inland Marine .....   | 14,825  | 25,271                 | 0  | 7,665                            | 0                                      | 495                    | 2,041                | 0  | (242)  | 131  | 1,735                              | 0                        |
| 10.                  | Financial Guaranty .....  | 0   | 0                      | 0  | 0                                | 0                                      | 0                      | 0                    | 0  | 0  | 0  | 0                                  | 0                        |
| 11.1                 | Medical Professional Liability - Occurrence .....                   | 0   | 0                      | 0  | 0                                | 0                                      | 0                      | 0                    | 0  | 0  | 0  | 0                                  | 0                        |
| 11.2                 | Medical Professional Liability - Claims-Made .....                  | 0   | 0                      | 0  | 0                                | 0                                      | 0                      | 0                    | 0  | 0  | 0  | 0                                  | 0                        |
| 12.                  | Earthquake .....  | 0   | 0                      | 0  | 0                                | 0                                      | 0                      | 0                    | 0  | 0  | 0  | 0                                  | 0                        |
| 13.1                 | Comprehensive (hospital and medical) ind (b) .....                  | 0   | 0                      | 0  | 0                                | 0                                      | 0                      | 0                    | 0  | 0  | 0  | 0                                  | 0                        |
| 13.2                 | Comprehensive (hospital and medical) group (b) .....                | 0   | 0                      | 0  | 0                                | 0                                      | 0                      | 0                    | 0  | 0  | 0  | 0                                  | 0                        |
| 14.                  | Credit A&H (Group and Individual) .....                             | 0   | 0                      | 0  | 0                                | 0                                      | 0                      | 0                    | 0  | 0  | 0  | 0                                  | 0                        |
| 15.1                 | Vision Only (b).....  | 0   | 0                      | 0  | 0                                | 0                                      | 0                      | 0                    | 0  | 0  | 0  | 0                                  | 0                        |
| 15.2                 | Dental Only (b) .....   | 0   | 0                      | 0  | 0                                | 0                                      | 0                      | 0                    | 0  | 0  | 0  | 0                                  | 0                        |
| 15.3                 | Disability Income (b) .....   | 0   | 0                      | 0  | 0                                | 0                                      | 0                      | 0                    | 0  | 0  | 0  | 0                                  | 0                        |
| 15.4                 | Medicare Supplement (b) .....                                       | 0   | 0                      | 0  | 0                                | 0                                      | 0                      | 0                    | 0  | 0  | 0  | 0                                  | 0                        |
| 15.5                 | Medicaid Title XIX (b) .....  | 0   | 0                      | 0  | 0                                | 0                                      | 0                      | 0                    | 0  | 0  | 0  | 0                                  | 0                        |
| 15.6                 | Medicare Title XVIII (b).....                                       | 0   | 0                      | 0  | 0                                | 0                                      | 0                      | 0                    | 0  | 0  | 0  | 0                                  | 0                        |
| 15.7                 | Long-Term Care (b) .....  | 0   | 0                      | 0  | 0                                | 0                                      | 0                      | 0                    | 0  | 0  | 0  | 0                                  | 0                        |
| 15.8                 | Federal Employees Health Benefits Plan (b) .....                    | 0   | 0                      | 0  | 0                                | 0                                      | 0                      | 0                    | 0  | 0  | 0  | 0                                  | 0                        |
| 15.9                 | Other Health (b) .....  | 0   | 0                      | 0  | 0                                | 0                                      | 0                      | 0                    | 0  | 0  | 0  | 0                                  | 0                        |
| 16.                  | Workers' Compensation .....   | 643,658   | 742,339                | 0  | 298,552                          | 123,366                                | 9,196                  | 695,441              | 16,190   | (5,087)  | 112,802  | 23,018                             | 69                       |
| 17.1                 | Other Liability - Occurrence .....                                  | 1,141,014   | 1,184,378              | 0  | 658,154                          | 41,543                                 | (41,347)               | 904,947              | 275  | 68,996   | 191,599  | 93,479                             | 2,443                    |
| 17.2                 | Other Liability - Claims-Made .....                                 | 1,914   | 2,331                  | 0  | 1,086                            | 0                                      | 4,401                  | 12,116               | 0  | 729  | 2,138  | 164                                | 0                        |
| 17.3                 | Excess Workers' Compensation .....                                  | 0   | 0                      | 0  | 0                                | 0                                      | 0                      | 0                    | 0  | 0  | 0  | 0                                  | 0                        |
| 18.1                 | Products Liability - Occurrence .....                               | 0   | 0                      | 0  | 0                                | 0                                      | 0                      | 0                    | 0  | 0  | 0  | 0                                  | 0                        |
| 18.2                 | Products Liability - Claims-Made .....                              | 0   | 0                      | 0  | 0                                | 0                                      | 0                      | 0                    | 0  | 0  | 0  | 0                                  | 0                        |
| 19.1                 | Private Passenger Auto No-Fault (Personal Injury Protection) .....  | 0   | 0                      | 0  | 0                                | 0                                      | 0                      | 0                    | 0  | 0  | 0  | 0                                  | 0                        |
| 19.2                 | Other Private Passenger Auto Liability .....                        | 0   | 0                      | 0  | 0                                | 0                                      | 0                      | 0                    | 0  | 0  | 0  | 0                                  | 0                        |
| 19.3                 | Commercial Auto No-Fault (Personal Injury Protection) .....         | 7,094   | 9,066                  | 0  | 3,944                            | 0                                      | (7)                    | 33                   | 0  | (1)  | 7  | 570                                | 0                        |
| 19.4                 | Other Commercial Auto Liability .....                               | 570,441   | 692,149                | 0  | 314,850                          | 677,145                                | 337,112                | 719,608              | 12,453   | 18,317   | 84,781   | 52,888                             | (1)                      |
| 21.1                 | Private Passenger Auto Physical Damage .....                        | 0   | 0                      | 0  | 0                                | 0                                      | 0                      | 0                    | 0  | 0  | 0  | 0                                  | 0                        |
| 21.2                 | Commercial Auto Physical Damage .....                               | 303,439   | 385,096                | 0  | 150,615                          | 161,414                                | 160,069                | 81,215               | 0  | 11,966   | 23,715   | 32,507                             | 0                        |
| 22.                  | Aircraft (all perils) .....   | 0   | 0                      | 0  | 0                                | 0                                      | 0                      | 0                    | 0  | 0  | 0  | 0                                  | 0                        |
| 23.                  | Fidelity .....  | 0   | 0                      | 0  | 0                                | 0                                      | 0                      | 0                    | 0  | 0  | 0  | 0                                  | 0                        |
| 24.                  | Surety .....  | 0   | 0                      | 0  | 0                                | 0                                      | 0                      | 0                    | 0  | 0  | 0  | 0                                  | 0                        |
| 26.                  | Burglary and Theft .....  | 0   | 0                      | 0  | 0                                | 0                                      | 0                      | 0                    | 0  | 0  | 0  | 0                                  | 0                        |
| 27.                  | Boiler and Machinery .....  | 0   | 0                      | 0  | 0                                | 0                                      | 0                      | 0                    | 0  | 0  | 0  | 0                                  | 0                        |
| 28.                  | Credit .....  | 0   | 0                      | 0  | 0                                | 0                                      | 0                      | 0                    | 0  | 0  | 0  | 0                                  | 0                        |
| 29.                  | International .....   | 0   | 0                      | 0  | 0                                | 0                                      | 0                      | 0                    | 0  | 0  | 0  | 0                                  | 0                        |
| 30.                  | Warranty .....  | 0   | 0                      | 0  | 0                                | 0                                      | 0                      | 0                    | 0  | 0  | 0  | 0                                  | 0                        |
| 31.                  | Reins nonproportional assumed property .....                        | XXX   | XXX                    | XXX  | XXX                              | XXX                                    | XXX                    | XXX                  | XXX  | XXX  | XXX  | XXX                                | XXX                      |
| 32.                  | Reins nonproportional assumed liability .....                       | XXX   | XXX                    | XXX  | XXX                              | XXX                                    | XXX                    | XXX                  | XXX  | XXX  | XXX  | XXX                                | XXX                      |
| 33.                  | Reins nonproportional assumed financial lines .....                 | XXX   | XXX                    | XXX  | XXX                              | XXX                                    | XXX                    | XXX                  | XXX  | XXX  | XXX  | XXX                                | XXX                      |
| 34.                  | Aggregate Write-Ins for Other Lines of Business .....               | 0   | 0                      | 0  | 0                                | 0                                      | 0                      | 0                    | 0  | 0  | 0  | 0                                  | 0                        |
| 35.                  | Total (a) .....   | 2,750,800   | 3,121,555              | 0  | 1,468,074                        | 1,003,467                              | 464,773                | 2,443,214            | 28,918   | 102,985  | 426,349  | 212,415                            | 2,511                    |
| DETAILS OF WRITE-INS |   |   |                        |  |                                  |  |                        |                      |  |  |  |                                    |                          |
| 3401.                | .....   |   |                        |  |                                  |  |                        |                      |  |  |  |                                    |                          |
| 3402.                | .....   |   |                        |  |                                  |  |                        |                      |  |  |  |                                    |                          |
| 3403.                | .....   |   |                        |  |                                  |  |                        |                      |  |  |  |                                    |                          |
| 3498.                | Summary of remaining write-ins for Line 34 from overflow page ..... | 0   | 0                      | 0  | 0                                | 0                                      | 0                      | 0                    | 0  | 0  | 0  | 0                                  | 0                        |
| 3499.                | Totals (Lines 3401 thru 3403 plus 3498)(Line 34 above) .....        | 0   | 0                      | 0  | 0                                | 0                                      | 0                      | 0                    | 0  | 0  | 0  | 0                                  | 0                        |

(a) Finance and service charges not included in Lines 1 to 35 \$ .....0  
(b) For health business on indicated lines report: Number of persons insured under PPO managed care products .....0 and number of persons insured under indemnity only products .....0 .



ANNUAL STATEMENT FOR THE YEAR 2023 OF THE VANLINER INSURANCE COMPANY

EXHIBIT OF PREMIUMS AND LOSSES (Statutory Page 14)

NAIC Group Code 0084 BUSINESS IN THE STATE OF Mississippi DURING THE YEAR 2023 NAIC Company Code 21172

| Line of Business     |   | Gross Premiums, Including Policy and Membership Fees, Less Return Premiums and Premiums on Policies not Taken |                        | 3  | 4                                | 5                                      | 6                      | 7                    | 8  | 9  | 10   | 11                                 | 12                       |
|----------------------|---|---|------------------------|--|----------------------------------|--|------------------------|----------------------|--|--|--|------------------------------------|--------------------------|
|                      |   | 1   | 2                      |  |                                  |  |                        |                      |  |  |  |                                    |                          |
|                      |   | Direct Premiums Written   | Direct Premiums Earned | Dividends Paid or Credited to Policyholders on Direct Business | Direct Unearned Premium Reserves | Direct Losses Paid (deducting salvage) | Direct Losses Incurred | Direct Losses Unpaid | Direct Defense and Cost Containment Expense Paid | Direct Defense and Cost Containment Expense Incurred | Direct Defense and Cost Containment Expense Unpaid | Commissions and Brokerage Expenses | Taxes, Licenses and Fees |
| 1.                   | Fire  | 20,499  | 13,442                 | 0  | 7,057                            | 0                                      | 2,747                  | 2,747                | 0  | 485  | 485  | 3,280                              | 0                        |
| 2.1                  | Allied Lines  | 39,466  | 25,879                 | 0  | 13,587                           | 0                                      | 5,294                  | 5,294                | 0  | 934  | 934  | 6,315                              | 0                        |
| 2.2                  | Multiple Peril Crop   | 0   | 0                      | 0  | 0                                | 0                                      | 0                      | 0                    | 0  | 0  | 0  | 0                                  | 0                        |
| 2.3                  | Federal Flood   | 0   | 0                      | 0  | 0                                | 0                                      | 0                      | 0                    | 0  | 0  | 0  | 0                                  | 0                        |
| 2.4                  | Private Crop  | 0   | 0                      | 0  | 0                                | 0                                      | 0                      | 0                    | 0  | 0  | 0  | 0                                  | 0                        |
| 2.5                  | Private Flood   | 0   | 0                      | 0  | 0                                | 0                                      | 0                      | 0                    | 0  | 0  | 0  | 0                                  | 0                        |
| 3.                   | Farmowners Multiple Peril                                     | 0   | 0                      | 0  | 0                                | 0                                      | 0                      | 0                    | 0  | 0  | 0  | 0                                  | 0                        |
| 4.                   | Homeowners Multiple Peril                                     | 0   | 0                      | 0  | 0                                | 0                                      | 0                      | 0                    | 0  | 0  | 0  | 0                                  | 0                        |
| 5.1                  | Commercial Multiple Peril (Non-Liability Portion)             | 0   | 375                    | 0  | 0                                | 0                                      | (108)                  | 192                  | 0  | 64   | 91   | 0                                  | 0                        |
| 5.2                  | Commercial Multiple Peril (Liability Portion)                 | 12  | 9,404                  | 0  | 0                                | 0                                      | (1,210)                | 4,233                | 0  | 136  | 510  | 1                                  | 0                        |
| 6.                   | Mortgage Guaranty   | 0   | 0                      | 0  | 0                                | 0                                      | 0                      | 0                    | 0  | 0  | 0  | 0                                  | 0                        |
| 8.                   | Ocean Marine  | 0   | 0                      | 0  | 0                                | 0                                      | 0                      | 0                    | 0  | 0  | 0  | 0                                  | 0                        |
| 9.                   | Inland Marine   | 13,764  | 11,322                 | 0  | 6,438                            | 0                                      | 190                    | 551                  | 0  | (52)   | 35   | 1,398                              | 0                        |
| 10.                  | Financial Guaranty  | 0   | 0                      | 0  | 0                                | 0                                      | 0                      | 0                    | 0  | 0  | 0  | 0                                  | 0                        |
| 11.1                 | Medical Professional Liability - Occurrence                   | 0   | 0                      | 0  | 0                                | 0                                      | 0                      | 0                    | 0  | 0  | 0  | 0                                  | 0                        |
| 11.2                 | Medical Professional Liability - Claims-Made                  | 0   | 0                      | 0  | 0                                | 0                                      | 0                      | 0                    | 0  | 0  | 0  | 0                                  | 0                        |
| 12.                  | Earthquake  | 0   | 0                      | 0  | 0                                | 0                                      | 0                      | 0                    | 0  | 0  | 0  | 0                                  | 0                        |
| 13.1                 | Comprehensive (hospital and medical) ind (b)                  | 0   | 0                      | 0  | 0                                | 0                                      | 0                      | 0                    | 0  | 0  | 0  | 0                                  | 0                        |
| 13.2                 | Comprehensive (hospital and medical) group (b)                | 0   | 0                      | 0  | 0                                | 0                                      | 0                      | 0                    | 0  | 0  | 0  | 0                                  | 0                        |
| 14.                  | Credit A&H (Group and Individual)                             | 0   | 0                      | 0  | 0                                | 0                                      | 0                      | 0                    | 0  | 0  | 0  | 0                                  | 0                        |
| 15.1                 | Vision Only (b)   | 0   | 0                      | 0  | 0                                | 0                                      | 0                      | 0                    | 0  | 0  | 0  | 0                                  | 0                        |
| 15.2                 | Dental Only (b)   | 0   | 0                      | 0  | 0                                | 0                                      | 0                      | 0                    | 0  | 0  | 0  | 0                                  | 0                        |
| 15.3                 | Disability Income (b)   | 0   | 0                      | 0  | 0                                | 0                                      | 0                      | 0                    | 0  | 0  | 0  | 0                                  | 0                        |
| 15.4                 | Medicare Supplement (b)                                       | 0   | 0                      | 0  | 0                                | 0                                      | 0                      | 0                    | 0  | 0  | 0  | 0                                  | 0                        |
| 15.5                 | Medicaid Title XIX (b)  | 0   | 0                      | 0  | 0                                | 0                                      | 0                      | 0                    | 0  | 0  | 0  | 0                                  | 0                        |
| 15.6                 | Medicare Title XVIII (b)                                      | 0   | 0                      | 0  | 0                                | 0                                      | 0                      | 0                    | 0  | 0  | 0  | 0                                  | 0                        |
| 15.7                 | Long-Term Care (b)  | 0   | 0                      | 0  | 0                                | 0                                      | 0                      | 0                    | 0  | 0  | 0  | 0                                  | 0                        |
| 15.8                 | Federal Employees Health Benefits Plan (b)                    | 0   | 0                      | 0  | 0                                | 0                                      | 0                      | 0                    | 0  | 0  | 0  | 0                                  | 0                        |
| 15.9                 | Other Health (b)  | 0   | 0                      | 0  | 0                                | 0                                      | 0                      | 0                    | 0  | 0  | 0  | 0                                  | 0                        |
| 16.                  | Workers' Compensation   | 270,124   | 161,213                | 0  | 172,924                          | 92,002                                 | 15,997                 | 422,614              | 29,392   | 9,044  | 83,068   | 15,204                             | 0                        |
| 17.1                 | Other Liability - Occurrence                                  | 1,195,283   | 919,913                | 0  | 845,733                          | 32,730                                 | 26,890                 | 579,370              | 0  | 57,636   | 128,490  | 91,640                             | 0                        |
| 17.2                 | Other Liability - Claims-Made                                 | 500   | 500                    | 0  | 376                              | 0                                      | (6,495)                | 4,155                | 0  | (1,212)  | 733  | 39                                 | 0                        |
| 17.3                 | Excess Workers' Compensation                                  | 0   | 0                      | 0  | 0                                | 0                                      | 0                      | 0                    | 0  | 0  | 0  | 0                                  | 0                        |
| 18.1                 | Products Liability - Occurrence                               | 0   | 0                      | 0  | 0                                | 0                                      | 0                      | 0                    | 0  | 0  | 0  | 0                                  | 0                        |
| 18.2                 | Products Liability - Claims-Made                              | 0   | 0                      | 0  | 0                                | 0                                      | 0                      | 0                    | 0  | 0  | 0  | 0                                  | 0                        |
| 19.1                 | Private Passenger Auto No-Fault (Personal Injury Protection)  | 0   | 0                      | 0  | 0                                | 0                                      | 0                      | 0                    | 0  | 0  | 0  | 0                                  | 0                        |
| 19.2                 | Other Private Passenger Auto Liability                        | 0   | 0                      | 0  | 0                                | 0                                      | 0                      | 0                    | 0  | 0  | 0  | 0                                  | 0                        |
| 19.3                 | Commercial Auto No-Fault (Personal Injury Protection)         | 0   | 0                      | 0  | 0                                | 0                                      | (1)                    | 0                    | 0  | 0  | 0  | 0                                  | 0                        |
| 19.4                 | Other Commercial Auto Liability                               | 2,107,694   | 1,532,751              | 0  | 1,329,729                        | 1,598,099                              | 1,303,297              | 2,107,753            | 59,396   | 110,170  | 215,666  | 159,470                            | 0                        |
| 21.1                 | Private Passenger Auto Physical Damage                        | 0   | 0                      | 0  | 0                                | 0                                      | 0                      | 0                    | 0  | 0  | 0  | 0                                  | 0                        |
| 21.2                 | Commercial Auto Physical Damage                               | 510,210   | 436,906                | 0  | 304,764                          | 385,022                                | 184,260                | 37,888               | 0  | (2,239)  | 9,897  | 43,264                             | 0                        |
| 22.                  | Aircraft (all perils)   | 0   | 0                      | 0  | 0                                | 0                                      | 0                      | 0                    | 0  | 0  | 0  | 0                                  | 0                        |
| 23.                  | Fidelity  | 0   | 0                      | 0  | 0                                | 0                                      | 0                      | 0                    | 0  | 0  | 0  | 0                                  | 0                        |
| 24.                  | Surety  | 0   | 0                      | 0  | 0                                | 0                                      | 0                      | 0                    | 0  | 0  | 0  | 0                                  | 0                        |
| 26.                  | Burglary and Theft  | 0   | 0                      | 0  | 0                                | 0                                      | 0                      | 0                    | 0  | 0  | 0  | 0                                  | 0                        |
| 27.                  | Boiler and Machinery  | 2,539   | 1,665                  | 0  | 874                              | 0                                      | 404                    | 404                  | 0  | 71   | 71   | 406                                | 0                        |
| 28.                  | Credit  | 0   | 0                      | 0  | 0                                | 0                                      | 0                      | 0                    | 0  | 0  | 0  | 0                                  | 0                        |
| 29.                  | International   | 0   | 0                      | 0  | 0                                | 0                                      | 0                      | 0                    | 0  | 0  | 0  | 0                                  | 0                        |
| 30.                  | Warranty  | 0   | 0                      | 0  | 0                                | 0                                      | 0                      | 0                    | 0  | 0  | 0  | 0                                  | 0                        |
| 31.                  | Reins nonproportional assumed property                        | XXX   | XXX                    | XXX  | XXX                              | XXX                                    | XXX                    | XXX                  | XXX  | XXX  | XXX  | XXX                                | XXX                      |
| 32.                  | Reins nonproportional assumed liability                       | XXX   | XXX                    | XXX  | XXX                              | XXX                                    | XXX                    | XXX                  | XXX  | XXX  | XXX  | XXX                                | XXX                      |
| 33.                  | Reins nonproportional assumed financial lines                 | XXX   | XXX                    | XXX  | XXX                              | XXX                                    | XXX                    | XXX                  | XXX  | XXX  | XXX  | XXX                                | XXX                      |
| 34.                  | Aggregate Write-Ins for Other Lines of Business               | 0   | 0                      | 0  | 0                                | 0                                      | 0                      | 0                    | 0  | 0  | 0  | 0                                  | 0                        |
| 35.                  | Total (a)   | 4,160,091   | 3,113,370              | 0  | 2,681,480                        | 2,107,854                              | 1,531,264              | 3,165,200            | 88,788   | 175,038  | 439,982  | 321,016                            | 0                        |
| DETAILS OF WRITE-INS |   |   |                        |  |                                  |  |                        |                      |  |  |  |                                    |                          |
| 3401.                |   |   |                        |  |                                  |  |                        |                      |  |  |  |                                    |                          |
| 3402.                |   |   |                        |  |                                  |  |                        |                      |  |  |  |                                    |                          |
| 3403.                |   |   |                        |  |                                  |  |                        |                      |  |  |  |                                    |                          |
| 3498.                | Summary of remaining write-ins for Line 34 from overflow page | 0   | 0                      | 0  | 0                                | 0                                      | 0                      | 0                    | 0  | 0  | 0  | 0                                  | 0                        |
| 3499.                | Totals (Lines 3401 thru 3403 plus 3498)(Line 34 above)        | 0   | 0                      | 0  | 0                                | 0                                      | 0                      | 0                    | 0  | 0  | 0  | 0                                  | 0                        |

(a) Finance and service charges not included in Lines 1 to 35 \$ 0  
(b) For health business on indicated lines report: Number of persons insured under PPO managed care products 0 and number of persons insured under indemnity only products 0



ANNUAL STATEMENT FOR THE YEAR 2023 OF THE VANLINER INSURANCE COMPANY  
EXHIBIT OF PREMIUMS AND LOSSES (Statutory Page 14)

NAIC Group Code 0084 BUSINESS IN THE STATE OF Missouri DURING THE YEAR 2023 NAIC Company Code 21172

| Line of Business     |   | Gross Premiums, Including Policy and Membership Fees, Less Return Premiums and Premiums on Policies not Taken |                        | 3  | 4                                | 5                                      | 6                      | 7                    | 8  | 9  | 10   | 11                                 | 12                       |
|----------------------|---|---|------------------------|--|----------------------------------|--|------------------------|----------------------|--|--|--|------------------------------------|--------------------------|
|                      |   | 1   | 2                      |  |                                  |  |                        |                      |  |  |  |                                    |                          |
|                      |   | Direct Premiums Written   | Direct Premiums Earned | Dividends Paid or Credited to Policyholders on Direct Business | Direct Unearned Premium Reserves | Direct Losses Paid (deducting salvage) | Direct Losses Incurred | Direct Losses Unpaid | Direct Defense and Cost Containment Expense Paid | Direct Defense and Cost Containment Expense Incurred | Direct Defense and Cost Containment Expense Unpaid | Commissions and Brokerage Expenses | Taxes, Licenses and Fees |
| 1.                   | Fire .....  | 0   | 0                      | 0  | 0                                | 0                                      | 0                      | 0                    | 0  | 0  | 0  | 0                                  | 0                        |
| 2.1                  | Allied Lines .....  | 0   | 0                      | 0  | 0                                | 0                                      | 0                      | 0                    | 0  | 0  | 0  | 0                                  | 0                        |
| 2.2                  | Multiple Peril Crop .....   | 0   | 0                      | 0  | 0                                | 0                                      | 0                      | 0                    | 0  | 0  | 0  | 0                                  | 0                        |
| 2.3                  | Federal Flood .....   | 0   | 0                      | 0  | 0                                | 0                                      | 0                      | 0                    | 0  | 0  | 0  | 0                                  | 0                        |
| 2.4.                 | Private Crop .....  | 0   | 0                      | 0  | 0                                | 0                                      | 0                      | 0                    | 0  | 0  | 0  | 0                                  | 0                        |
| 2.5                  | Private Flood .....   | 0   | 0                      | 0  | 0                                | 0                                      | 0                      | 0                    | 0  | 0  | 0  | 0                                  | 0                        |
| 3.                   | Farmowners Multiple Peril .....                                     | 0   | 0                      | 0  | 0                                | 0                                      | 0                      | 0                    | 0  | 0  | 0  | 0                                  | 0                        |
| 4.                   | Homeowners Multiple Peril .....                                     | 0   | 0                      | 0  | 0                                | 0                                      | 0                      | 0                    | 0  | 0  | 0  | 0                                  | 0                        |
| 5.1                  | Commercial Multiple Peril (Non-Liability Portion) .....             | 156,516   | 182,632                | 0  | 86,669                           | 4,766                                  | (21,463)               | 69,462               | 0  | 23,966   | 32,886   | 21,134                             | 267                      |
| 5.2                  | Commercial Multiple Peril (Liability Portion) .....                 | 20,161  | 25,466                 | 0  | 2,449                            | 0                                      | 65                     | 7,366                | 0  | 386  | 888  | 2,930                              | 0                        |
| 6.                   | Mortgage Guaranty .....   | 0   | 0                      | 0  | 0                                | 0                                      | 0                      | 0                    | 0  | 0  | 0  | 0                                  | 0                        |
| 8.                   | Ocean Marine .....  | 0   | 0                      | 0  | 0                                | 0                                      | 0                      | 0                    | 0  | 0  | 0  | 0                                  | 0                        |
| 9.                   | Inland Marine .....   | 37,862  | 46,546                 | 0  | 8,865                            | 940                                    | 1,836                  | 3,446                | 0  | (394)  | 221  | 5,059                              | 0                        |
| 10.                  | Financial Guaranty .....  | 0   | 0                      | 0  | 0                                | 0                                      | 0                      | 0                    | 0  | 0  | 0  | 0                                  | 0                        |
| 11.1                 | Medical Professional Liability - Occurrence .....                   | 0   | 0                      | 0  | 0                                | 0                                      | 0                      | 0                    | 0  | 0  | 0  | 0                                  | 0                        |
| 11.2                 | Medical Professional Liability - Claims-Made .....                  | 0   | 0                      | 0  | 0                                | 0                                      | 0                      | 0                    | 0  | 0  | 0  | 0                                  | 0                        |
| 12.                  | Earthquake .....  | 0   | 0                      | 0  | 0                                | 0                                      | 0                      | 0                    | 0  | 0  | 0  | 0                                  | 0                        |
| 13.1                 | Comprehensive (hospital and medical) ind (b) .....                  | 0   | 0                      | 0  | 0                                | 0                                      | 0                      | 0                    | 0  | 0  | 0  | 0                                  | 0                        |
| 13.2                 | Comprehensive (hospital and medical) group (b) .....                | 0   | 0                      | 0  | 0                                | 0                                      | 0                      | 0                    | 0  | 0  | 0  | 0                                  | 0                        |
| 14.                  | Credit A&H (Group and Individual) .....                             | 0   | 0                      | 0  | 0                                | 0                                      | 0                      | 0                    | 0  | 0  | 0  | 0                                  | 0                        |
| 15.1                 | Vision Only (b).....  | 0   | 0                      | 0  | 0                                | 0                                      | 0                      | 0                    | 0  | 0  | 0  | 0                                  | 0                        |
| 15.2                 | Dental Only (b) .....   | 0   | 0                      | 0  | 0                                | 0                                      | 0                      | 0                    | 0  | 0  | 0  | 0                                  | 0                        |
| 15.3                 | Disability Income (b) .....   | 0   | 0                      | 0  | 0                                | 0                                      | 0                      | 0                    | 0  | 0  | 0  | 0                                  | 0                        |
| 15.4                 | Medicare Supplement (b) .....                                       | 0   | 0                      | 0  | 0                                | 0                                      | 0                      | 0                    | 0  | 0  | 0  | 0                                  | 0                        |
| 15.5                 | Medicaid Title XIX (b) .....  | 0   | 0                      | 0  | 0                                | 0                                      | 0                      | 0                    | 0  | 0  | 0  | 0                                  | 0                        |
| 15.6                 | Medicare Title XVIII (b).....                                       | 0   | 0                      | 0  | 0                                | 0                                      | 0                      | 0                    | 0  | 0  | 0  | 0                                  | 0                        |
| 15.7                 | Long-Term Care (b) .....  | 0   | 0                      | 0  | 0                                | 0                                      | 0                      | 0                    | 0  | 0  | 0  | 0                                  | 0                        |
| 15.8                 | Federal Employees Health Benefits Plan (b) .....                    | 0   | 0                      | 0  | 0                                | 0                                      | 0                      | 0                    | 0  | 0  | 0  | 0                                  | 0                        |
| 15.9                 | Other Health (b) .....  | 0   | 0                      | 0  | 0                                | 0                                      | 0                      | 0                    | 0  | 0  | 0  | 0                                  | 0                        |
| 16.                  | Workers' Compensation .....   | 9,088,825   | 9,652,247              | 0  | 2,083,411                        | 4,504,914                              | 6,611,601              | 14,681,272           | 422,190  | 452,600  | 1,668,393  | 242,301                            | 0                        |
| 17.1                 | Other Liability - Occurrence .....                                  | 835,445   | 1,048,934              | 0  | 379,283                          | 203,466                                | (103,410)              | 923,900              | 12,963   | 60,090   | 186,035  | 72,266                             | 13                       |
| 17.2                 | Other Liability - Claims-Made .....                                 | 1,207   | 1,498                  | 0  | 627                              | 0                                      | 2,642                  | 8,644                | 0  | 429  | 1,525  | 104                                | 0                        |
| 17.3                 | Excess Workers' Compensation .....                                  | 0   | 0                      | 0  | 0                                | 0                                      | 0                      | 0                    | 0  | 0  | 0  | 0                                  | 0                        |
| 18.1                 | Products Liability - Occurrence .....                               | 0   | 0                      | 0  | 0                                | 0                                      | 0                      | 0                    | 0  | 0  | 0  | 0                                  | 0                        |
| 18.2                 | Products Liability - Claims-Made .....                              | 0   | 0                      | 0  | 0                                | 0                                      | 0                      | 0                    | 0  | 0  | 0  | 0                                  | 0                        |
| 19.1                 | Private Passenger Auto No-Fault (Personal Injury Protection) .....  | 0   | 0                      | 0  | 0                                | 0                                      | 0                      | 0                    | 0  | 0  | 0  | 0                                  | 0                        |
| 19.2                 | Other Private Passenger Auto Liability .....                        | 0   | 0                      | 0  | 0                                | 0                                      | 0                      | 0                    | 0  | 0  | 0  | 0                                  | 0                        |
| 19.3                 | Commercial Auto No-Fault (Personal Injury Protection) .....         | 0   | 0                      | 0  | 0                                | 0                                      | (2)                    | 0                    | 0  | 0  | 0  | 0                                  | 0                        |
| 19.4                 | Other Commercial Auto Liability .....                               | 2,373,624   | 3,026,025              | 0  | 1,156,716                        | 883,286                                | 2,052,391              | 3,800,029            | 72,429   | 141,654  | 414,377  | 199,771                            | 116                      |
| 21.1                 | Private Passenger Auto Physical Damage .....                        | 0   | 0                      | 0  | 0                                | 0                                      | 0                      | 0                    | 0  | 0  | 0  | 0                                  | 0                        |
| 21.2                 | Commercial Auto Physical Damage .....                               | 2,951,137   | 3,071,321              | 0  | 1,329,160                        | 1,752,588                              | 1,319,040              | 524,463              | (278)  | (50,391)   | 86,598   | 224,611                            | 0                        |
| 22.                  | Aircraft (all perils) .....   | 0   | 0                      | 0  | 0                                | 0                                      | 0                      | 0                    | 0  | 0  | 0  | 0                                  | 0                        |
| 23.                  | Fidelity .....  | 0   | 0                      | 0  | 0                                | 0                                      | 0                      | 0                    | 0  | 0  | 0  | 0                                  | 0                        |
| 24.                  | Surety .....  | 0   | 0                      | 0  | 0                                | 0                                      | 0                      | 0                    | 0  | 0  | 0  | 0                                  | 0                        |
| 26.                  | Burglary and Theft .....  | 0   | 0                      | 0  | 0                                | 0                                      | 0                      | 0                    | 0  | 0  | 0  | 0                                  | 0                        |
| 27.                  | Boiler and Machinery .....  | 0   | 0                      | 0  | 0                                | 0                                      | 0                      | 0                    | 0  | 0  | 0  | 0                                  | 0                        |
| 28.                  | Credit .....  | 0   | 0                      | 0  | 0                                | 0                                      | 0                      | 0                    | 0  | 0  | 0  | 0                                  | 0                        |
| 29.                  | International .....   | 0   | 0                      | 0  | 0                                | 0                                      | 0                      | 0                    | 0  | 0  | 0  | 0                                  | 0                        |
| 30.                  | Warranty .....  | 0   | 0                      | 0  | 0                                | 0                                      | 0                      | 0                    | 0  | 0  | 0  | 0                                  | 0                        |
| 31.                  | Reins nonproportional assumed property .....                        | XXX   | XXX                    | XXX  | XXX                              | XXX                                    | XXX                    | XXX                  | XXX  | XXX  | XXX  | XXX                                | XXX                      |
| 32.                  | Reins nonproportional assumed liability .....                       | XXX   | XXX                    | XXX  | XXX                              | XXX                                    | XXX                    | XXX                  | XXX  | XXX  | XXX  | XXX                                | XXX                      |
| 33.                  | Reins nonproportional assumed financial lines .....                 | XXX   | XXX                    | XXX  | XXX                              | XXX                                    | XXX                    | XXX                  | XXX  | XXX  | XXX  | XXX                                | XXX                      |
| 34.                  | Aggregate Write-Ins for Other Lines of Business .....               | 0   | 0                      | 0  | 0                                | 0                                      | 0                      | 0                    | 0  | 0  | 0  | 0                                  | 0                        |
| 35.                  | Total (a) .....   | 15,464,777  | 17,054,670             | 0  | 5,047,180                        | 7,349,962                              | 9,862,701              | 20,018,584           | 507,304  | 628,340  | 2,390,923  | 768,177                            | 396                      |
| DETAILS OF WRITE-INS |   |   |                        |  |                                  |  |                        |                      |  |  |  |                                    |                          |
| 3401.                | .....   |   |                        |  |                                  |  |                        |                      |  |  |  |                                    |                          |
| 3402.                | .....   |   |                        |  |                                  |  |                        |                      |  |  |  |                                    |                          |
| 3403.                | .....   |   |                        |  |                                  |  |                        |                      |  |  |  |                                    |                          |
| 3498.                | Summary of remaining write-ins for Line 34 from overflow page ..... | 0   | 0                      | 0  | 0                                | 0                                      | 0                      | 0                    | 0  | 0  | 0  | 0                                  | 0                        |
| 3499.                | Totals (Lines 3401 thru 3403 plus 3498)(Line 34 above) .....        | 0   | 0                      | 0  | 0                                | 0                                      | 0                      | 0                    | 0  | 0  | 0  | 0                                  | 0                        |

(a) Finance and service charges not included in Lines 1 to 35 \$ .....0  
(b) For health business on indicated lines report: Number of persons insured under PPO managed care products .....0 and number of persons insured under indemnity only products .....0 .



ANNUAL STATEMENT FOR THE YEAR 2023 OF THE VANLINER INSURANCE COMPANY

EXHIBIT OF PREMIUMS AND LOSSES (Statutory Page 14)

NAIC Group Code 0084

BUSINESS IN THE STATE OF Montana

DURING THE YEAR 2023

NAIC Company Code 21172

| Line of Business     |   | Gross Premiums, Including Policy and Membership Fees, Less Return Premiums and Premiums on Policies not Taken |                        | 3  | 4                                | 5                                      | 6                      | 7                    | 8  | 9  | 10   | 11                                 | 12                       |
|----------------------|---|---|------------------------|--|----------------------------------|--|------------------------|----------------------|--|--|--|------------------------------------|--------------------------|
|                      |   | 1   | 2                      |  |                                  |  |                        |                      |  |  |  |                                    |                          |
|                      |   | Direct Premiums Written   | Direct Premiums Earned | Dividends Paid or Credited to Policyholders on Direct Business | Direct Unearned Premium Reserves | Direct Losses Paid (deducting salvage) | Direct Losses Incurred | Direct Losses Unpaid | Direct Defense and Cost Containment Expense Paid | Direct Defense and Cost Containment Expense Incurred | Direct Defense and Cost Containment Expense Unpaid | Commissions and Brokerage Expenses | Taxes, Licenses and Fees |
| 1.                   | Fire .....  | 0   | 0                      | 0  | 0                                | 0                                      | 0                      | 0                    | 0  | 0  | 0  | 0                                  | 0                        |
| 2.1                  | Allied Lines .....  | 0   | 0                      | 0  | 0                                | 0                                      | 0                      | 0                    | 0  | 0  | 0  | 0                                  | 0                        |
| 2.2                  | Multiple Peril Crop .....   | 0   | 0                      | 0  | 0                                | 0                                      | 0                      | 0                    | 0  | 0  | 0  | 0                                  | 0                        |
| 2.3                  | Federal Flood .....   | 0   | 0                      | 0  | 0                                | 0                                      | 0                      | 0                    | 0  | 0  | 0  | 0                                  | 0                        |
| 2.4.                 | Private Crop .....  | 0   | 0                      | 0  | 0                                | 0                                      | 0                      | 0                    | 0  | 0  | 0  | 0                                  | 0                        |
| 2.5                  | Private Flood .....   | 0   | 0                      | 0  | 0                                | 0                                      | 0                      | 0                    | 0  | 0  | 0  | 0                                  | 0                        |
| 3.                   | Farmowners Multiple Peril .....                                     | 0   | 0                      | 0  | 0                                | 0                                      | 0                      | 0                    | 0  | 0  | 0  | 0                                  | 0                        |
| 4.                   | Homeowners Multiple Peril .....                                     | 0   | 0                      | 0  | 0                                | 0                                      | 0                      | 0                    | 0  | 0  | 0  | 0                                  | 0                        |
| 5.1                  | Commercial Multiple Peril (Non-Liability Portion) .....             | 53,349  | 8,110                  | 0  | 45,714                           | 0                                      | 1,075                  | 1,250                | 0  | 576  | 592  | 6,416                              | 0                        |
| 5.2                  | Commercial Multiple Peril (Liability Portion) .....                 | 19,398  | 4,199                  | 0  | 15,199                           | 0                                      | 479                    | 576                  | 0  | 63   | 70   | 2,328                              | 0                        |
| 6.                   | Mortgage Guaranty .....   | 0   | 0                      | 0  | 0                                | 0                                      | 0                      | 0                    | 0  | 0  | 0  | 0                                  | 0                        |
| 8.                   | Ocean Marine .....  | 0   | 0                      | 0  | 0                                | 0                                      | 0                      | 0                    | 0  | 0  | 0  | 0                                  | 0                        |
| 9.                   | Inland Marine .....   | 4,670   | 1,831                  | 0  | 3,710                            | 0                                      | 39                     | 100                  | 0  | (8)  | 6  | 560                                | 0                        |
| 10.                  | Financial Guaranty .....  | 0   | 0                      | 0  | 0                                | 0                                      | 0                      | 0                    | 0  | 0  | 0  | 0                                  | 0                        |
| 11.1                 | Medical Professional Liability - Occurrence .....                   | 0   | 0                      | 0  | 0                                | 0                                      | 0                      | 0                    | 0  | 0  | 0  | 0                                  | 0                        |
| 11.2                 | Medical Professional Liability - Claims-Made .....                  | 0   | 0                      | 0  | 0                                | 0                                      | 0                      | 0                    | 0  | 0  | 0  | 0                                  | 0                        |
| 12.                  | Earthquake .....  | 0   | 0                      | 0  | 0                                | 0                                      | 0                      | 0                    | 0  | 0  | 0  | 0                                  | 0                        |
| 13.1                 | Comprehensive (hospital and medical) ind (b) .....                  | 0   | 0                      | 0  | 0                                | 0                                      | 0                      | 0                    | 0  | 0  | 0  | 0                                  | 0                        |
| 13.2                 | Comprehensive (hospital and medical) group (b) .....                | 0   | 0                      | 0  | 0                                | 0                                      | 0                      | 0                    | 0  | 0  | 0  | 0                                  | 0                        |
| 14.                  | Credit A&H (Group and Individual) .....                             | 0   | 0                      | 0  | 0                                | 0                                      | 0                      | 0                    | 0  | 0  | 0  | 0                                  | 0                        |
| 15.1                 | Vision Only (b).....  | 0   | 0                      | 0  | 0                                | 0                                      | 0                      | 0                    | 0  | 0  | 0  | 0                                  | 0                        |
| 15.2                 | Dental Only (b) .....   | 0   | 0                      | 0  | 0                                | 0                                      | 0                      | 0                    | 0  | 0  | 0  | 0                                  | 0                        |
| 15.3                 | Disability Income (b) .....   | 0   | 0                      | 0  | 0                                | 0                                      | 0                      | 0                    | 0  | 0  | 0  | 0                                  | 0                        |
| 15.4                 | Medicare Supplement (b) .....                                       | 0   | 0                      | 0  | 0                                | 0                                      | 0                      | 0                    | 0  | 0  | 0  | 0                                  | 0                        |
| 15.5                 | Medicaid Title XIX (b) .....  | 0   | 0                      | 0  | 0                                | 0                                      | 0                      | 0                    | 0  | 0  | 0  | 0                                  | 0                        |
| 15.6                 | Medicare Title XVIII (b).....                                       | 0   | 0                      | 0  | 0                                | 0                                      | 0                      | 0                    | 0  | 0  | 0  | 0                                  | 0                        |
| 15.7                 | Long-Term Care (b) .....  | 0   | 0                      | 0  | 0                                | 0                                      | 0                      | 0                    | 0  | 0  | 0  | 0                                  | 0                        |
| 15.8                 | Federal Employees Health Benefits Plan (b) .....                    | 0   | 0                      | 0  | 0                                | 0                                      | 0                      | 0                    | 0  | 0  | 0  | 0                                  | 0                        |
| 15.9                 | Other Health (b) .....  | 0   | 0                      | 0  | 0                                | 0                                      | 0                      | 0                    | 0  | 0  | 0  | 0                                  | 0                        |
| 16.                  | Workers' Compensation .....   | 272,377   | 217,676                | 0  | 60,967                           | 23,824                                 | 83,932                 | 182,759              | 3,451  | 8,053  | 29,540   | 13,574                             | 0                        |
| 17.1                 | Other Liability - Occurrence .....                                  | 104,020   | 95,837                 | 0  | 73,986                           | 35,679                                 | 40,817                 | 96,935               | 0  | 3,496  | 16,211   | 11,200                             | 0                        |
| 17.2                 | Other Liability - Claims-Made .....                                 | 0   | 0                      | 0  | 0                                | 0                                      | 0                      | 0                    | 0  | 0  | 0  | 0                                  | 0                        |
| 17.3                 | Excess Workers' Compensation .....                                  | 0   | 0                      | 0  | 0                                | 0                                      | 0                      | 0                    | 0  | 0  | 0  | 0                                  | 0                        |
| 18.1                 | Products Liability - Occurrence .....                               | 0   | 0                      | 0  | 0                                | 0                                      | 0                      | 0                    | 0  | 0  | 0  | 0                                  | 0                        |
| 18.2                 | Products Liability - Claims-Made .....                              | 0   | 0                      | 0  | 0                                | 0                                      | 0                      | 0                    | 0  | 0  | 0  | 0                                  | 0                        |
| 19.1                 | Private Passenger Auto No-Fault (Personal Injury Protection) .....  | 0   | 0                      | 0  | 0                                | 0                                      | 0                      | 0                    | 0  | 0  | 0  | 0                                  | 0                        |
| 19.2                 | Other Private Passenger Auto Liability .....                        | 0   | 0                      | 0  | 0                                | 0                                      | 0                      | 0                    | 0  | 0  | 0  | 0                                  | 0                        |
| 19.3                 | Commercial Auto No-Fault (Personal Injury Protection) .....         | 0   | 0                      | 0  | 0                                | 0                                      | 0                      | 0                    | 0  | 0  | 0  | 0                                  | 0                        |
| 19.4                 | Other Commercial Auto Liability .....                               | 409,199   | 195,655                | 0  | 306,345                          | 9,631                                  | 48,602                 | 127,089              | 0  | 5,831  | 19,677   | 46,992                             | 0                        |
| 21.1                 | Private Passenger Auto Physical Damage .....                        | 0   | 0                      | 0  | 0                                | 0                                      | 0                      | 0                    | 0  | 0  | 0  | 0                                  | 0                        |
| 21.2                 | Commercial Auto Physical Damage .....                               | 61,203  | 41,987                 | 0  | 46,549                           | 19,198                                 | 11,634                 | 4,179                | 0  | (471)  | 1,075  | 6,680                              | 627                      |
| 22.                  | Aircraft (all perils) .....   | 0   | 0                      | 0  | 0                                | 0                                      | 0                      | 0                    | 0  | 0  | 0  | 0                                  | 0                        |
| 23.                  | Fidelity .....  | 0   | 0                      | 0  | 0                                | 0                                      | 0                      | 0                    | 0  | 0  | 0  | 0                                  | 0                        |
| 24.                  | Surety .....  | 0   | 0                      | 0  | 0                                | 0                                      | 0                      | 0                    | 0  | 0  | 0  | 0                                  | 0                        |
| 26.                  | Burglary and Theft .....  | 0   | 0                      | 0  | 0                                | 0                                      | 0                      | 0                    | 0  | 0  | 0  | 0                                  | 0                        |
| 27.                  | Boiler and Machinery .....  | 0   | 0                      | 0  | 0                                | 0                                      | 0                      | 0                    | 0  | 0  | 0  | 0                                  | 0                        |
| 28.                  | Credit .....  | 0   | 0                      | 0  | 0                                | 0                                      | 0                      | 0                    | 0  | 0  | 0  | 0                                  | 0                        |
| 29.                  | International .....   | 0   | 0                      | 0  | 0                                | 0                                      | 0                      | 0                    | 0  | 0  | 0  | 0                                  | 0                        |
| 30.                  | Warranty .....  | 0   | 0                      | 0  | 0                                | 0                                      | 0                      | 0                    | 0  | 0  | 0  | 0                                  | 0                        |
| 31.                  | Reins nonproportional assumed property .....                        | XXX   | XXX                    | XXX  | XXX                              | XXX                                    | XXX                    | XXX                  | XXX  | XXX  | XXX  | XXX                                | XXX                      |
| 32.                  | Reins nonproportional assumed liability .....                       | XXX   | XXX                    | XXX  | XXX                              | XXX                                    | XXX                    | XXX                  | XXX  | XXX  | XXX  | XXX                                | XXX                      |
| 33.                  | Reins nonproportional assumed financial lines .....                 | XXX   | XXX                    | XXX  | XXX                              | XXX                                    | XXX                    | XXX                  | XXX  | XXX  | XXX  | XXX                                | XXX                      |
| 34.                  | Aggregate Write-Ins for Other Lines of Business .....               | 0   | 0                      | 0  | 0                                | 0                                      | 0                      | 0                    | 0  | 0  | 0  | 0                                  | 0                        |
| 35.                  | Total (a) .....   | 924,216   | 565,294                | 0  | 552,469                          | 88,332                                 | 186,578                | 412,888              | 3,451  | 17,539   | 67,171   | 87,749                             | 627                      |
| DETAILS OF WRITE-INS |   |   |                        |  |                                  |  |                        |                      |  |  |  |                                    |                          |
| 3401.                | .....   |   |                        |  |                                  |  |                        |                      |  |  |  |                                    |                          |
| 3402.                | .....   |   |                        |  |                                  |  |                        |                      |  |  |  |                                    |                          |
| 3403.                | .....   |   |                        |  |                                  |  |                        |                      |  |  |  |                                    |                          |
| 3498.                | Summary of remaining write-ins for Line 34 from overflow page ..... | 0   | 0                      | 0  | 0                                | 0                                      | 0                      | 0                    | 0  | 0  | 0  | 0                                  | 0                        |
| 3499.                | Totals (Lines 3401 thru 3403 plus 3498)(Line 34 above) .....        | 0   | 0                      | 0  | 0                                | 0                                      | 0                      | 0                    | 0  | 0  | 0  | 0                                  | 0                        |

(a) Finance and service charges not included in Lines 1 to 35 \$ .....

(b) For health business on indicated lines report: Number of persons insured under PPO managed care products ..... and number of persons insured under indemnity only products .....



ANNUAL STATEMENT FOR THE YEAR 2023 OF THE VANLINER INSURANCE COMPANY  
EXHIBIT OF PREMIUMS AND LOSSES (Statutory Page 14)

NAIC Group Code 0084 BUSINESS IN THE STATE OF Nebraska DURING THE YEAR 2023 NAIC Company Code 21172

| Line of Business     |   | Gross Premiums, Including<br>Policy and Membership Fees,<br>Less Return Premiums and<br>Premiums on Policies not Taken |                                | 3<br><br>Dividends Paid<br>or Credited to<br>Policyholders<br>on Direct Business | 4<br><br>Direct Unearned<br>Premium Reserves | 5<br><br>Direct Losses Paid<br>(deducting salvage) | 6<br><br>Direct Losses<br>Incurred | 7<br><br>Direct<br>Losses Unpaid | 8<br><br>Direct Defense<br>and Cost<br>Containment<br>Expense Paid | 9<br><br>Direct Defense<br>and Cost<br>Containment<br>Expense Incurred | 10<br><br>Direct Defense<br>and Cost<br>Containment<br>Expense<br>Unpaid | 11<br><br>Commissions<br>and Brokerage<br>Expenses | 12<br><br>Taxes, Licenses<br>and Fees |
|----------------------|---|--|--------------------------------|--|--|--|------------------------------------|----------------------------------|--|--|--|--|---------------------------------------|
|                      |   | 1<br>Direct Premiums<br>Written  | 2<br>Direct Premiums<br>Earned |  |  |  |                                    |                                  |  |  |  |  |                                       |
| 1.                   | Fire .....  | 0  | 0                              | 0  | 0  | 0  | 0                                  | 0                                | 0  | 0  | 0  | 0  | 0                                     |
| 2.1                  | Allied Lines .....  | 0  | 0                              | 0  | 0  | 0  | 0                                  | 0                                | 0  | 0  | 0  | 0  | 0                                     |
| 2.2                  | Multiple Peril Crop .....   | 0  | 0                              | 0  | 0  | 0  | 0                                  | 0                                | 0  | 0  | 0  | 0  | 0                                     |
| 2.3                  | Federal Flood .....   | 0  | 0                              | 0  | 0  | 0  | 0                                  | 0                                | 0  | 0  | 0  | 0  | 0                                     |
| 2.4.                 | Private Crop .....  | 0  | 0                              | 0  | 0  | 0  | 0                                  | 0                                | 0  | 0  | 0  | 0  | 0                                     |
| 2.5                  | Private Flood .....   | 0  | 0                              | 0  | 0  | 0  | 0                                  | 0                                | 0  | 0  | 0  | 0  | 0                                     |
| 3.                   | Farmowners Multiple Peril .....                                     | 0  | 0                              | 0  | 0  | 0  | 0                                  | 0                                | 0  | 0  | 0  | 0  | 0                                     |
| 4.                   | Homeowners Multiple Peril .....                                     | 0  | 0                              | 0  | 0  | 0  | 0                                  | 0                                | 0  | 0  | 0  | 0  | 0                                     |
| 5.1                  | Commercial Multiple Peril (Non-Liability Portion) .....             | 228,119  | 196,865                        | 0  | 194,468                                      | 24,761   | (16,279)                           | 66,516                           | 275  | 19,078   | 31,491   | 28,426   | 0                                     |
| 5.2                  | Commercial Multiple Peril (Liability Portion) .....                 | 5,857  | 5,298                          | 0  | 4,897  | 0  | 692                                | 844                              | 0  | 91   | 102  | 879  | 0                                     |
| 6.                   | Mortgage Guaranty .....   | 0  | 0                              | 0  | 0  | 0  | 0                                  | 0                                | 0  | 0  | 0  | 0  | 0                                     |
| 8.                   | Ocean Marine .....  | 0  | 0                              | 0  | 0  | 0  | 0                                  | 0                                | 0  | 0  | 0  | 0  | 0                                     |
| 9.                   | Inland Marine .....   | 3,124  | 3,749                          | 0  | 3,061  | 0  | 61                                 | 386                              | 0  | (54)   | 25   | 464  | 0                                     |
| 10.                  | Financial Guaranty .....  | 0  | 0                              | 0  | 0  | 0  | 0                                  | 0                                | 0  | 0  | 0  | 0  | 0                                     |
| 11.1                 | Medical Professional Liability - Occurrence .....                   | 0  | 0                              | 0  | 0  | 0  | 0                                  | 0                                | 0  | 0  | 0  | 0  | 0                                     |
| 11.2                 | Medical Professional Liability - Claims-Made .....                  | 0  | 0                              | 0  | 0  | 0  | 0                                  | 0                                | 0  | 0  | 0  | 0  | 0                                     |
| 12.                  | Earthquake .....  | 0  | 0                              | 0  | 0  | 0  | 0                                  | 0                                | 0  | 0  | 0  | 0  | 0                                     |
| 13.1                 | Comprehensive (hospital and medical) ind (b) .....                  | 0  | 0                              | 0  | 0  | 0  | 0                                  | 0                                | 0  | 0  | 0  | 0  | 0                                     |
| 13.2                 | Comprehensive (hospital and medical) group (b) .....                | 0  | 0                              | 0  | 0  | 0  | 0                                  | 0                                | 0  | 0  | 0  | 0  | 0                                     |
| 14.                  | Credit A&H (Group and Individual) .....                             | 0  | 0                              | 0  | 0  | 0  | 0                                  | 0                                | 0  | 0  | 0  | 0  | 0                                     |
| 15.1                 | Vision Only (b).....  | 0  | 0                              | 0  | 0  | 0  | 0                                  | 0                                | 0  | 0  | 0  | 0  | 0                                     |
| 15.2                 | Dental Only (b) .....   | 0  | 0                              | 0  | 0  | 0  | 0                                  | 0                                | 0  | 0  | 0  | 0  | 0                                     |
| 15.3                 | Disability Income (b) .....   | 0  | 0                              | 0  | 0  | 0  | 0                                  | 0                                | 0  | 0  | 0  | 0  | 0                                     |
| 15.4                 | Medicare Supplement (b) .....                                       | 0  | 0                              | 0  | 0  | 0  | 0                                  | 0                                | 0  | 0  | 0  | 0  | 0                                     |
| 15.5                 | Medicaid Title XIX (b) .....  | 0  | 0                              | 0  | 0  | 0  | 0                                  | 0                                | 0  | 0  | 0  | 0  | 0                                     |
| 15.6                 | Medicare Title XVIII (b).....                                       | 0  | 0                              | 0  | 0  | 0  | 0                                  | 0                                | 0  | 0  | 0  | 0  | 0                                     |
| 15.7                 | Long-Term Care (b) .....  | 0  | 0                              | 0  | 0  | 0  | 0                                  | 0                                | 0  | 0  | 0  | 0  | 0                                     |
| 15.8                 | Federal Employees Health Benefits Plan (b) .....                    | 0  | 0                              | 0  | 0  | 0  | 0                                  | 0                                | 0  | 0  | 0  | 0  | 0                                     |
| 15.9                 | Other Health (b) .....  | 0  | 0                              | 0  | 0  | 0  | 0                                  | 0                                | 0  | 0  | 0  | 0  | 0                                     |
| 16.                  | Workers' Compensation .....   | 1,506,587  | 1,455,195                      | 0  | 1,132,464                                    | 603,887  | 600,075                            | 1,366,199                        | 92,788   | 67,130   | 211,835  | 81,806   | 205                                   |
| 17.1                 | Other Liability - Occurrence .....                                  | 1,968,506  | 1,785,223                      | 0  | 1,760,930                                    | 92,908   | 2,256,940                          | 3,319,696                        | 42,178   | 163,630  | 283,591  | 141,500  | 0                                     |
| 17.2                 | Other Liability - Claims-Made .....                                 | 500  | 625                            | 0  | 459  | 0  | 1,586                              | 6,305                            | 0  | 251  | 1,113  | 34   | 0                                     |
| 17.3                 | Excess Workers' Compensation .....                                  | 0  | 0                              | 0  | 0  | 0  | 0                                  | 0                                | 0  | 0  | 0  | 0  | 0                                     |
| 18.1                 | Products Liability - Occurrence .....                               | 0  | 0                              | 0  | 0  | 0  | 0                                  | 0                                | 0  | 0  | 0  | 0  | 0                                     |
| 18.2                 | Products Liability - Claims-Made .....                              | 0  | 0                              | 0  | 0  | 0  | 0                                  | 0                                | 0  | 0  | 0  | 0  | 0                                     |
| 19.1                 | Private Passenger Auto No-Fault (Personal Injury Protection) .....  | 0  | 0                              | 0  | 0  | 0  | 0                                  | 0                                | 0  | 0  | 0  | 0  | 0                                     |
| 19.2                 | Other Private Passenger Auto Liability .....                        | 0  | 0                              | 0  | 0  | 0  | 0                                  | 0                                | 0  | 0  | 0  | 0  | 0                                     |
| 19.3                 | Commercial Auto No-Fault (Personal Injury Protection) .....         | 0  | 0                              | 0  | 0  | 0  | (1)                                | 0                                | 0  | 0  | 0  | 0  | 0                                     |
| 19.4                 | Other Commercial Auto Liability .....                               | 2,642,617  | 2,246,329                      | 0  | 2,370,973                                    | 879,884  | 1,045,956                          | 2,079,559                        | 33,573   | 150,293  | 293,805  | 210,562  | 0                                     |
| 21.1                 | Private Passenger Auto Physical Damage .....                        | 0  | 0                              | 0  | 0  | 0  | 0                                  | 0                                | 0  | 0  | 0  | 0  | 0                                     |
| 21.2                 | Commercial Auto Physical Damage .....                               | 530,550  | 406,504                        | 0  | 480,511                                      | 504,519  | 278,050                            | 40,114                           | 0  | (4,124)  | 9,917  | 42,412   | 0                                     |
| 22.                  | Aircraft (all perils) .....   | 0  | 0                              | 0  | 0  | 0  | 0                                  | 0                                | 0  | 0  | 0  | 0  | 0                                     |
| 23.                  | Fidelity .....  | 0  | 0                              | 0  | 0  | 0  | 0                                  | 0                                | 0  | 0  | 0  | 0  | 0                                     |
| 24.                  | Surety .....  | 0  | 0                              | 0  | 0  | 0  | 0                                  | 0                                | 0  | 0  | 0  | 0  | 0                                     |
| 26.                  | Burglary and Theft .....  | 0  | 0                              | 0  | 0  | 0  | 0                                  | 0                                | 0  | 0  | 0  | 0  | 0                                     |
| 27.                  | Boiler and Machinery .....  | 0  | 0                              | 0  | 0  | 0  | 0                                  | 0                                | 0  | 0  | 0  | 0  | 0                                     |
| 28.                  | Credit .....  | 0  | 0                              | 0  | 0  | 0  | 0                                  | 0                                | 0  | 0  | 0  | 0  | 0                                     |
| 29.                  | International .....   | 0  | 0                              | 0  | 0  | 0  | 0                                  | 0                                | 0  | 0  | 0  | 0  | 0                                     |
| 30.                  | Warranty .....  | 0  | 0                              | 0  | 0  | 0  | 0                                  | 0                                | 0  | 0  | 0  | 0  | 0                                     |
| 31.                  | Reins nonproportional assumed property .....                        | XXX  | XXX                            | XXX  | XXX  | XXX  | XXX                                | XXX                              | XXX  | XXX  | XXX  | XXX  | XXX                                   |
| 32.                  | Reins nonproportional assumed liability .....                       | XXX  | XXX                            | XXX  | XXX  | XXX  | XXX                                | XXX                              | XXX  | XXX  | XXX  | XXX  | XXX                                   |
| 33.                  | Reins nonproportional assumed financial lines .....                 | XXX  | XXX                            | XXX  | XXX  | XXX  | XXX                                | XXX                              | XXX  | XXX  | XXX  | XXX  | XXX                                   |
| 34.                  | Aggregate Write-Ins for Other Lines of Business .....               | 0  | 0                              | 0  | 0  | 0  | 0                                  | 0                                | 0  | 0  | 0  | 0  | 0                                     |
| 35.                  | Total (a) .....   | 6,885,860  | 6,099,786                      | 0  | 5,947,764                                    | 2,105,959  | 4,167,081                          | 6,879,620                        | 168,814  | 396,296  | 831,878  | 506,083  | 205                                   |
| DETAILS OF WRITE-INS |   |  |                                |  |  |  |                                    |                                  |  |  |  |  |                                       |
| 3401.                | .....   |  |                                |  |  |  |                                    |                                  |  |  |  |  |                                       |
| 3402.                | .....   |  |                                |  |  |  |                                    |                                  |  |  |  |  |                                       |
| 3403.                | .....   |  |                                |  |  |  |                                    |                                  |  |  |  |  |                                       |
| 3498.                | Summary of remaining write-ins for Line 34 from overflow page ..... | 0  | 0                              | 0  | 0  | 0  | 0                                  | 0                                | 0  | 0  | 0  | 0  | 0                                     |
| 3499.                | Totals (Lines 3401 thru 3403 plus 3498)(Line 34 above)              | 0  | 0                              | 0  | 0  | 0  | 0                                  | 0                                | 0  | 0  | 0  | 0  | 0                                     |

(a) Finance and service charges not included in Lines 1 to 35 \$ 25  
(b) For health business on indicated lines report: Number of persons insured under PPO managed care products 0 and number of persons insured under indemnity only products 0



ANNUAL STATEMENT FOR THE YEAR 2023 OF THE VANLINER INSURANCE COMPANY  
EXHIBIT OF PREMIUMS AND LOSSES (Statutory Page 14)

NAIC Group Code 0084 BUSINESS IN THE STATE OF Nevada DURING THE YEAR 2023 NAIC Company Code 21172

| Line of Business     |   | Gross Premiums, Including Policy and Membership Fees, Less Return Premiums and Premiums on Policies not Taken |                        | 3  | 4                                | 5                                      | 6                      | 7                    | 8  | 9  | 10   | 11                                 | 12                       |
|----------------------|---|---|------------------------|--|----------------------------------|--|------------------------|----------------------|--|--|--|------------------------------------|--------------------------|
|                      |   | 1   | 2                      |  |                                  |  |                        |                      |  |  |  |                                    |                          |
|                      |   | Direct Premiums Written   | Direct Premiums Earned | Dividends Paid or Credited to Policyholders on Direct Business | Direct Unearned Premium Reserves | Direct Losses Paid (deducting salvage) | Direct Losses Incurred | Direct Losses Unpaid | Direct Defense and Cost Containment Expense Paid | Direct Defense and Cost Containment Expense Incurred | Direct Defense and Cost Containment Expense Unpaid | Commissions and Brokerage Expenses | Taxes, Licenses and Fees |
| 1.                   | Fire .....  | 0   | 0                      | 0  | 0                                | 0                                      | 0                      | 0                    | 0  | 0  | 0  | 0                                  | 0                        |
| 2.1                  | Allied Lines .....  | 0   | 0                      | 0  | 0                                | 0                                      | 0                      | 0                    | 0  | 0  | 0  | 0                                  | 0                        |
| 2.2                  | Multiple Peril Crop .....   | 0   | 0                      | 0  | 0                                | 0                                      | 0                      | 0                    | 0  | 0  | 0  | 0                                  | 0                        |
| 2.3                  | Federal Flood .....   | 0   | 0                      | 0  | 0                                | 0                                      | 0                      | 0                    | 0  | 0  | 0  | 0                                  | 0                        |
| 2.4                  | Private Crop .....  | 0   | 0                      | 0  | 0                                | 0                                      | 0                      | 0                    | 0  | 0  | 0  | 0                                  | 0                        |
| 2.5                  | Private Flood .....   | 0   | 0                      | 0  | 0                                | 0                                      | 0                      | 0                    | 0  | 0  | 0  | 0                                  | 0                        |
| 3.                   | Farmowners Multiple Peril .....                                     | 0   | 0                      | 0  | 0                                | 0                                      | 0                      | 0                    | 0  | 0  | 0  | 0                                  | 0                        |
| 4.                   | Homeowners Multiple Peril .....                                     | 0   | 0                      | 0  | 0                                | 0                                      | 0                      | 0                    | 0  | 0  | 0  | 0                                  | 0                        |
| 5.1                  | Commercial Multiple Peril (Non-Liability Portion) .....             | 52,500  | 38,872                 | 0  | 33,746                           | 0                                      | (13,545)               | 20,093               | 0  | 6,501  | 9,513  | 7,203                              | 0                        |
| 5.2                  | Commercial Multiple Peril (Liability Portion) .....                 | 22,183  | 11,642                 | 0  | 10,999                           | 0                                      | 1,558                  | 1,730                | 0  | 197  | 209  | 3,295                              | 0                        |
| 6.                   | Mortgage Guaranty .....   | 0   | 0                      | 0  | 0                                | 0                                      | 0                      | 0                    | 0  | 0  | 0  | 0                                  | 0                        |
| 8.                   | Ocean Marine .....  | 0   | 0                      | 0  | 0                                | 0                                      | 0                      | 0                    | 0  | 0  | 0  | 0                                  | 0                        |
| 9.                   | Inland Marine .....   | 6,525   | 3,202                  | 0  | 4,478                            | 0                                      | 20                     | 168                  | 0  | (25)   | 11   | 965                                | 0                        |
| 10.                  | Financial Guaranty .....  | 0   | 0                      | 0  | 0                                | 0                                      | 0                      | 0                    | 0  | 0  | 0  | 0                                  | 0                        |
| 11.1                 | Medical Professional Liability - Occurrence .....                   | 0   | 0                      | 0  | 0                                | 0                                      | 0                      | 0                    | 0  | 0  | 0  | 0                                  | 0                        |
| 11.2                 | Medical Professional Liability - Claims-Made .....                  | 0   | 0                      | 0  | 0                                | 0                                      | 0                      | 0                    | 0  | 0  | 0  | 0                                  | 0                        |
| 12.                  | Earthquake .....  | 0   | 0                      | 0  | 0                                | 0                                      | 0                      | 0                    | 0  | 0  | 0  | 0                                  | 0                        |
| 13.1                 | Comprehensive (hospital and medical) ind (b) .....                  | 0   | 0                      | 0  | 0                                | 0                                      | 0                      | 0                    | 0  | 0  | 0  | 0                                  | 0                        |
| 13.2                 | Comprehensive (hospital and medical) group (b) .....                | 0   | 0                      | 0  | 0                                | 0                                      | 0                      | 0                    | 0  | 0  | 0  | 0                                  | 0                        |
| 14.                  | Credit A&H (Group and Individual) .....                             | 0   | 0                      | 0  | 0                                | 0                                      | 0                      | 0                    | 0  | 0  | 0  | 0                                  | 0                        |
| 15.1                 | Vision Only (b).....  | 0   | 0                      | 0  | 0                                | 0                                      | 0                      | 0                    | 0  | 0  | 0  | 0                                  | 0                        |
| 15.2                 | Dental Only (b) .....   | 0   | 0                      | 0  | 0                                | 0                                      | 0                      | 0                    | 0  | 0  | 0  | 0                                  | 0                        |
| 15.3                 | Disability Income (b) .....   | 0   | 0                      | 0  | 0                                | 0                                      | 0                      | 0                    | 0  | 0  | 0  | 0                                  | 0                        |
| 15.4                 | Medicare Supplement (b) .....                                       | 0   | 0                      | 0  | 0                                | 0                                      | 0                      | 0                    | 0  | 0  | 0  | 0                                  | 0                        |
| 15.5                 | Medicaid Title XIX (b) .....  | 0   | 0                      | 0  | 0                                | 0                                      | 0                      | 0                    | 0  | 0  | 0  | 0                                  | 0                        |
| 15.6                 | Medicare Title XVIII (b).....                                       | 0   | 0                      | 0  | 0                                | 0                                      | 0                      | 0                    | 0  | 0  | 0  | 0                                  | 0                        |
| 15.7                 | Long-Term Care (b) .....  | 0   | 0                      | 0  | 0                                | 0                                      | 0                      | 0                    | 0  | 0  | 0  | 0                                  | 0                        |
| 15.8                 | Federal Employees Health Benefits Plan (b) .....                    | 0   | 0                      | 0  | 0                                | 0                                      | 0                      | 0                    | 0  | 0  | 0  | 0                                  | 0                        |
| 15.9                 | Other Health (b) .....  | 0   | 0                      | 0  | 0                                | 0                                      | 0                      | 0                    | 0  | 0  | 0  | 0                                  | 0                        |
| 16.                  | Workers' Compensation .....   | 733,864   | 756,546                | 0  | 315,560                          | 1,976,063                              | 6,931,164              | 6,151,601            | 19,357   | 34,019   | 217,802  | 47,826                             | 0                        |
| 17.1                 | Other Liability - Occurrence .....                                  | 451,815   | 323,304                | 0  | 274,550                          | 35,925                                 | 28,362                 | 214,511              | 0  | 17,698   | 45,200   | 46,906                             | 0                        |
| 17.2                 | Other Liability - Claims-Made .....                                 | 1,000   | 550                    | 0  | 825                              | 0                                      | (4,860)                | 4,400                | 0  | (915)  | 777  | 43                                 | 0                        |
| 17.3                 | Excess Workers' Compensation .....                                  | 0   | 0                      | 0  | 0                                | 0                                      | 0                      | 0                    | 0  | 0  | 0  | 0                                  | 0                        |
| 18.1                 | Products Liability - Occurrence .....                               | 0   | 0                      | 0  | 0                                | 0                                      | 0                      | 0                    | 0  | 0  | 0  | 0                                  | 0                        |
| 18.2                 | Products Liability - Claims-Made .....                              | 0   | 0                      | 0  | 0                                | 0                                      | 0                      | 0                    | 0  | 0  | 0  | 0                                  | 0                        |
| 19.1                 | Private Passenger Auto No-Fault (Personal Injury Protection) .....  | 0   | 0                      | 0  | 0                                | 0                                      | 0                      | 0                    | 0  | 0  | 0  | 0                                  | 0                        |
| 19.2                 | Other Private Passenger Auto Liability .....                        | 0   | 0                      | 0  | 0                                | 0                                      | 0                      | 0                    | 0  | 0  | 0  | 0                                  | 0                        |
| 19.3                 | Commercial Auto No-Fault (Personal Injury Protection) .....         | 0   | 0                      | 0  | 0                                | 0                                      | 0                      | 0                    | 0  | 0  | 0  | 0                                  | 0                        |
| 19.4                 | Other Commercial Auto Liability .....                               | 1,824,707   | 1,376,593              | 0  | 932,843                          | 136,621                                | 1,334,009              | 1,707,502            | 17,023   | 88,319   | 133,265  | 104,938                            | 0                        |
| 21.1                 | Private Passenger Auto Physical Damage .....                        | 0   | 0                      | 0  | 0                                | 0                                      | 0                      | 0                    | 0  | 0  | 0  | 0                                  | 0                        |
| 21.2                 | Commercial Auto Physical Damage .....                               | 322,996   | 276,443                | 0  | 105,135                          | 189,787                                | 192,032                | 40,464               | 0  | 371  | 4,363  | 25,497                             | 0                        |
| 22.                  | Aircraft (all perils) .....   | 0   | 0                      | 0  | 0                                | 0                                      | 0                      | 0                    | 0  | 0  | 0  | 0                                  | 0                        |
| 23.                  | Fidelity .....  | 0   | 0                      | 0  | 0                                | 0                                      | 0                      | 0                    | 0  | 0  | 0  | 0                                  | 0                        |
| 24.                  | Surety .....  | 0   | 0                      | 0  | 0                                | 0                                      | 0                      | 0                    | 0  | 0  | 0  | 0                                  | 0                        |
| 26.                  | Burglary and Theft .....  | 0   | 0                      | 0  | 0                                | 0                                      | 0                      | 0                    | 0  | 0  | 0  | 0                                  | 0                        |
| 27.                  | Boiler and Machinery .....  | 0   | 0                      | 0  | 0                                | 0                                      | 0                      | 0                    | 0  | 0  | 0  | 0                                  | 0                        |
| 28.                  | Credit .....  | 0   | 0                      | 0  | 0                                | 0                                      | 0                      | 0                    | 0  | 0  | 0  | 0                                  | 0                        |
| 29.                  | International .....   | 0   | 0                      | 0  | 0                                | 0                                      | 0                      | 0                    | 0  | 0  | 0  | 0                                  | 0                        |
| 30.                  | Warranty .....  | 0   | 0                      | 0  | 0                                | 0                                      | 0                      | 0                    | 0  | 0  | 0  | 0                                  | 0                        |
| 31.                  | Reins nonproportional assumed property .....                        | XXX   | XXX                    | XXX  | XXX                              | XXX                                    | XXX                    | XXX                  | XXX  | XXX  | XXX  | XXX                                | XXX                      |
| 32.                  | Reins nonproportional assumed liability .....                       | XXX   | XXX                    | XXX  | XXX                              | XXX                                    | XXX                    | XXX                  | XXX  | XXX  | XXX  | XXX                                | XXX                      |
| 33.                  | Reins nonproportional assumed financial lines .....                 | XXX   | XXX                    | XXX  | XXX                              | XXX                                    | XXX                    | XXX                  | XXX  | XXX  | XXX  | XXX                                | XXX                      |
| 34.                  | Aggregate Write-Ins for Other Lines of Business .....               | 0   | 0                      | 0  | 0                                | 0                                      | 0                      | 0                    | 0  | 0  | 0  | 0                                  | 0                        |
| 35.                  | Total (a) .....   | 3,415,590   | 2,787,152              | 0  | 1,678,137                        | 2,338,396                              | 8,468,739              | 8,140,469            | 36,380   | 146,164  | 411,139  | 236,672                            | 0                        |
| DETAILS OF WRITE-INS |   |   |                        |  |                                  |  |                        |                      |  |  |  |                                    |                          |
| 3401.                | .....   |   |                        |  |                                  |  |                        |                      |  |  |  |                                    |                          |
| 3402.                | .....   |   |                        |  |                                  |  |                        |                      |  |  |  |                                    |                          |
| 3403.                | .....   |   |                        |  |                                  |  |                        |                      |  |  |  |                                    |                          |
| 3498.                | Summary of remaining write-ins for Line 34 from overflow page ..... | 0   | 0                      | 0  | 0                                | 0                                      | 0                      | 0                    | 0  | 0  | 0  | 0                                  | 0                        |
| 3499.                | Totals (Lines 3401 thru 3403 plus 3498)(Line 34 above) .....        | 0   | 0                      | 0  | 0                                | 0                                      | 0                      | 0                    | 0  | 0  | 0  | 0                                  | 0                        |

(a) Finance and service charges not included in Lines 1 to 35 \$ .....0  
(b) For health business on indicated lines report: Number of persons insured under PPO managed care products .....0 and number of persons insured under indemnity only products .....0 .



ANNUAL STATEMENT FOR THE YEAR 2023 OF THE VANLINER INSURANCE COMPANY

EXHIBIT OF PREMIUMS AND LOSSES (Statutory Page 14)

NAIC Group Code 0084

BUSINESS IN THE STATE OF New Hampshire

DURING THE YEAR 2023

NAIC Company Code 21172

| Line of Business     |   | Gross Premiums, Including Policy and Membership Fees, Less Return Premiums and Premiums on Policies not Taken |                        | 3  | 4                                | 5                                      | 6                      | 7                    | 8  | 9  | 10   | 11                                 | 12                       |
|----------------------|---|---|------------------------|--|----------------------------------|--|------------------------|----------------------|--|--|--|------------------------------------|--------------------------|
|                      |   | 1   | 2                      |  |                                  |  |                        |                      |  |  |  |                                    |                          |
|                      |   | Direct Premiums Written   | Direct Premiums Earned | Dividends Paid or Credited to Policyholders on Direct Business | Direct Unearned Premium Reserves | Direct Losses Paid (deducting salvage) | Direct Losses Incurred | Direct Losses Unpaid | Direct Defense and Cost Containment Expense Paid | Direct Defense and Cost Containment Expense Incurred | Direct Defense and Cost Containment Expense Unpaid | Commissions and Brokerage Expenses | Taxes, Licenses and Fees |
| 1.                   | Fire .....  | 0   | 2,432                  | 0  | 0                                | 0                                      | 833                    | 3,218                | 0  | 147  | 568  | 0                                  | 0                        |
| 2.1                  | Allied Lines .....  | 0   | 4,040                  | 0  | 0                                | 0                                      | 1,283                  | 5,580                | 0  | 226  | 985  | 0                                  | 0                        |
| 2.2                  | Multiple Peril Crop .....   | 0   | 0                      | 0  | 0                                | 0                                      | 0                      | 0                    | 0  | 0  | 0  | 0                                  | 0                        |
| 2.3                  | Federal Flood .....   | 0   | 0                      | 0  | 0                                | 0                                      | 0                      | 0                    | 0  | 0  | 0  | 0                                  | 0                        |
| 2.4                  | Private Crop .....  | 0   | 0                      | 0  | 0                                | 0                                      | 0                      | 0                    | 0  | 0  | 0  | 0                                  | 0                        |
| 2.5                  | Private Flood .....   | 0   | 0                      | 0  | 0                                | 0                                      | 0                      | 0                    | 0  | 0  | 0  | 0                                  | 0                        |
| 3.                   | Farmowners Multiple Peril .....                                     | 0   | 0                      | 0  | 0                                | 0                                      | 0                      | 0                    | 0  | 0  | 0  | 0                                  | 0                        |
| 4.                   | Homeowners Multiple Peril .....                                     | 0   | 0                      | 0  | 0                                | 0                                      | 0                      | 0                    | 0  | 0  | 0  | 0                                  | 0                        |
| 5.1                  | Commercial Multiple Peril (Non-Liability Portion) .....             | 41,928  | 42,812                 | 0  | 19,315                           | 0                                      | (3,550)                | 15,101               | 0  | 5,480  | 7,149  | 3,391                              | 0                        |
| 5.2                  | Commercial Multiple Peril (Liability Portion) .....                 | 989   | 7,574                  | 0  | 1,796                            | 0                                      | (3,169)                | 5,924                | 0  | 89   | 714  | (192)                              | 0                        |
| 6.                   | Mortgage Guaranty .....   | 0   | 0                      | 0  | 0                                | 0                                      | 0                      | 0                    | 0  | 0  | 0  | 0                                  | 0                        |
| 8.                   | Ocean Marine .....  | 0   | 0                      | 0  | 0                                | 0                                      | 0                      | 0                    | 0  | 0  | 0  | 0                                  | 0                        |
| 9.                   | Inland Marine .....   | 2,759   | 2,862                  | 0  | 694                              | 0                                      | 16                     | 261                  | 0  | (42)   | 17   | 152                                | 0                        |
| 10.                  | Financial Guaranty .....  | 0   | 0                      | 0  | 0                                | 0                                      | 0                      | 0                    | 0  | 0  | 0  | 0                                  | 0                        |
| 11.1                 | Medical Professional Liability - Occurrence .....                   | 0   | 0                      | 0  | 0                                | 0                                      | 0                      | 0                    | 0  | 0  | 0  | 0                                  | 0                        |
| 11.2                 | Medical Professional Liability - Claims-Made .....                  | 0   | 0                      | 0  | 0                                | 0                                      | 0                      | 0                    | 0  | 0  | 0  | 0                                  | 0                        |
| 12.                  | Earthquake .....  | 0   | 0                      | 0  | 0                                | 0                                      | 0                      | 0                    | 0  | 0  | 0  | 0                                  | 0                        |
| 13.1                 | Comprehensive (hospital and medical) ind (b) .....                  | 0   | 0                      | 0  | 0                                | 0                                      | 0                      | 0                    | 0  | 0  | 0  | 0                                  | 0                        |
| 13.2                 | Comprehensive (hospital and medical) group (b) .....                | 0   | 0                      | 0  | 0                                | 0                                      | 0                      | 0                    | 0  | 0  | 0  | 0                                  | 0                        |
| 14.                  | Credit A&H (Group and Individual) .....                             | 0   | 0                      | 0  | 0                                | 0                                      | 0                      | 0                    | 0  | 0  | 0  | 0                                  | 0                        |
| 15.1                 | Vision Only (b).....  | 0   | 0                      | 0  | 0                                | 0                                      | 0                      | 0                    | 0  | 0  | 0  | 0                                  | 0                        |
| 15.2                 | Dental Only (b) .....   | 0   | 0                      | 0  | 0                                | 0                                      | 0                      | 0                    | 0  | 0  | 0  | 0                                  | 0                        |
| 15.3                 | Disability Income (b) .....   | 0   | 0                      | 0  | 0                                | 0                                      | 0                      | 0                    | 0  | 0  | 0  | 0                                  | 0                        |
| 15.4                 | Medicare Supplement (b) .....                                       | 0   | 0                      | 0  | 0                                | 0                                      | 0                      | 0                    | 0  | 0  | 0  | 0                                  | 0                        |
| 15.5                 | Medicaid Title XIX (b) .....  | 0   | 0                      | 0  | 0                                | 0                                      | 0                      | 0                    | 0  | 0  | 0  | 0                                  | 0                        |
| 15.6                 | Medicare Title XVIII (b).....                                       | 0   | 0                      | 0  | 0                                | 0                                      | 0                      | 0                    | 0  | 0  | 0  | 0                                  | 0                        |
| 15.7                 | Long-Term Care (b) .....  | 0   | 0                      | 0  | 0                                | 0                                      | 0                      | 0                    | 0  | 0  | 0  | 0                                  | 0                        |
| 15.8                 | Federal Employees Health Benefits Plan (b) .....                    | 0   | 0                      | 0  | 0                                | 0                                      | 0                      | 0                    | 0  | 0  | 0  | 0                                  | 0                        |
| 15.9                 | Other Health (b) .....  | 0   | 0                      | 0  | 0                                | 0                                      | 0                      | 0                    | 0  | 0  | 0  | 0                                  | 0                        |
| 16.                  | Workers' Compensation .....   | 480,394   | 560,238                | 0  | 246,590                          | 916,336                                | (304,025)              | 1,428,022            | 41,262   | (8,498)  | 90,682   | 10,762                             | 0                        |
| 17.1                 | Other Liability - Occurrence .....                                  | 71,445  | 71,061                 | 0  | 42,112                           | 6,388                                  | (21,235)               | 73,166               | 0  | 3,152  | 15,723   | 7,421                              | 0                        |
| 17.2                 | Other Liability - Claims-Made .....                                 | 0   | 62                     | 0  | 0                                | 0                                      | (1,192)                | 1,115                | 0  | (225)  | 197  | 0                                  | 0                        |
| 17.3                 | Excess Workers' Compensation .....                                  | 0   | 0                      | 0  | 0                                | 0                                      | 0                      | 0                    | 0  | 0  | 0  | 0                                  | 0                        |
| 18.1                 | Products Liability - Occurrence .....                               | 0   | 0                      | 0  | 0                                | 0                                      | 0                      | 0                    | 0  | 0  | 0  | 0                                  | 0                        |
| 18.2                 | Products Liability - Claims-Made .....                              | 0   | 0                      | 0  | 0                                | 0                                      | 0                      | 0                    | 0  | 0  | 0  | 0                                  | 0                        |
| 19.1                 | Private Passenger Auto No-Fault (Personal Injury Protection) .....  | 0   | 0                      | 0  | 0                                | 0                                      | 0                      | 0                    | 0  | 0  | 0  | 0                                  | 0                        |
| 19.2                 | Other Private Passenger Auto Liability .....                        | 0   | 0                      | 0  | 0                                | 0                                      | 0                      | 0                    | 0  | 0  | 0  | 0                                  | 0                        |
| 19.3                 | Commercial Auto No-Fault (Personal Injury Protection) .....         | 0   | 0                      | 0  | 0                                | 0                                      | 0                      | 0                    | 0  | 0  | 0  | 0                                  | 0                        |
| 19.4                 | Other Commercial Auto Liability .....                               | 106,707   | 107,212                | 0  | 57,257                           | 0                                      | 41,366                 | 504,531              | 8,581  | 25,787   | 55,015   | 8,162                              | 0                        |
| 21.1                 | Private Passenger Auto Physical Damage .....                        | 0   | 0                      | 0  | 0                                | 0                                      | 0                      | 0                    | 0  | 0  | 0  | 0                                  | 0                        |
| 21.2                 | Commercial Auto Physical Damage .....                               | 22,758  | 20,390                 | 0  | 11,949                           | 4,710                                  | 1,586                  | 3,034                | 0  | (626)  | 780  | 2,312                              | 0                        |
| 22.                  | Aircraft (all perils) .....   | 0   | 0                      | 0  | 0                                | 0                                      | 0                      | 0                    | 0  | 0  | 0  | 0                                  | 0                        |
| 23.                  | Fidelity .....  | 0   | 0                      | 0  | 0                                | 0                                      | 0                      | 0                    | 0  | 0  | 0  | 0                                  | 0                        |
| 24.                  | Surety .....  | 0   | 0                      | 0  | 0                                | 0                                      | 0                      | 0                    | 0  | 0  | 0  | 0                                  | 0                        |
| 26.                  | Burglary and Theft .....  | 0   | 0                      | 0  | 0                                | 0                                      | 0                      | 0                    | 0  | 0  | 0  | 0                                  | 0                        |
| 27.                  | Boiler and Machinery .....  | 0   | 1,776                  | 0  | 0                                | 0                                      | 782                    | 2,312                | 0  | 138  | 408  | 0                                  | 0                        |
| 28.                  | Credit .....  | 0   | 0                      | 0  | 0                                | 0                                      | 0                      | 0                    | 0  | 0  | 0  | 0                                  | 0                        |
| 29.                  | International .....   | 0   | 0                      | 0  | 0                                | 0                                      | 0                      | 0                    | 0  | 0  | 0  | 0                                  | 0                        |
| 30.                  | Warranty .....  | 0   | 0                      | 0  | 0                                | 0                                      | 0                      | 0                    | 0  | 0  | 0  | 0                                  | 0                        |
| 31.                  | Reins nonproportional assumed property .....                        | XXX   | XXX                    | XXX  | XXX                              | XXX                                    | XXX                    | XXX                  | XXX  | XXX  | XXX  | XXX                                | XXX                      |
| 32.                  | Reins nonproportional assumed liability .....                       | XXX   | XXX                    | XXX  | XXX                              | XXX                                    | XXX                    | XXX                  | XXX  | XXX  | XXX  | XXX                                | XXX                      |
| 33.                  | Reins nonproportional assumed financial lines .....                 | XXX   | XXX                    | XXX  | XXX                              | XXX                                    | XXX                    | XXX                  | XXX  | XXX  | XXX  | XXX                                | XXX                      |
| 34.                  | Aggregate Write-Ins for Other Lines of Business .....               | 0   | 0                      | 0  | 0                                | 0                                      | 0                      | 0                    | 0  | 0  | 0  | 0                                  | 0                        |
| 35.                  | Total (a) .....   | 726,980   | 820,458                | 0  | 379,712                          | 927,434                                | (287,305)              | 2,042,262            | 49,843   | 25,627   | 172,238  | 32,008                             | 0                        |
| DETAILS OF WRITE-INS |   |   |                        |  |                                  |  |                        |                      |  |  |  |                                    |                          |
| 3401.                | .....   |   |                        |  |                                  |  |                        |                      |  |  |  |                                    |                          |
| 3402.                | .....   |   |                        |  |                                  |  |                        |                      |  |  |  |                                    |                          |
| 3403.                | .....   |   |                        |  |                                  |  |                        |                      |  |  |  |                                    |                          |
| 3498.                | Summary of remaining write-ins for Line 34 from overflow page ..... | 0   | 0                      | 0  | 0                                | 0                                      | 0                      | 0                    | 0  | 0  | 0  | 0                                  | 0                        |
| 3499.                | Totals (Lines 3401 thru 3403 plus 3498)(Line 34 above) .....        | 0   | 0                      | 0  | 0                                | 0                                      | 0                      | 0                    | 0  | 0  | 0  | 0                                  | 0                        |

(a) Finance and service charges not included in Lines 1 to 35 \$ ..... 25  
(b) For health business on indicated lines report: Number of persons insured under PPO managed care products .....0 and number of persons insured under indemnity only products .....0 .



ANNUAL STATEMENT FOR THE YEAR 2023 OF THE VANLINER INSURANCE COMPANY  
EXHIBIT OF PREMIUMS AND LOSSES (Statutory Page 14)

NAIC Group Code 0084 BUSINESS IN THE STATE OF New Jersey DURING THE YEAR 2023 NAIC Company Code 21172

| Line of Business     |   | Gross Premiums, Including Policy and Membership Fees, Less Return Premiums and Premiums on Policies not Taken |                        | 3  | 4                                | 5                                      | 6                      | 7                    | 8  | 9  | 10   | 11                                 | 12                       |
|----------------------|---|---|------------------------|--|----------------------------------|--|------------------------|----------------------|--|--|--|------------------------------------|--------------------------|
|                      |   | 1   | 2                      |  |                                  |  |                        |                      |  |  |  |                                    |                          |
|                      |   | Direct Premiums Written   | Direct Premiums Earned | Dividends Paid or Credited to Policyholders on Direct Business | Direct Unearned Premium Reserves | Direct Losses Paid (deducting salvage) | Direct Losses Incurred | Direct Losses Unpaid | Direct Defense and Cost Containment Expense Paid | Direct Defense and Cost Containment Expense Incurred | Direct Defense and Cost Containment Expense Unpaid | Commissions and Brokerage Expenses | Taxes, Licenses and Fees |
| 1.                   | Fire .....  | 9,315   | 9,074                  | 0  | 2,282                            | 0                                      | 1,278                  | 4,595                | 0  | 226  | 811  | 1,127                              | 0                        |
| 2.1                  | Allied Lines .....  | 5,584   | 5,904                  | 0  | 1,316                            | 0                                      | 847                    | 2,579                | 0  | 149  | 455  | 684                                | 0                        |
| 2.2                  | Multiple Peril Crop .....   | 0   | 0                      | 0  | 0                                | 0                                      | 0                      | 0                    | 0  | 0  | 0  | 0                                  | 0                        |
| 2.3                  | Federal Flood .....   | 0   | 0                      | 0  | 0                                | 0                                      | 0                      | 0                    | 0  | 0  | 0  | 0                                  | 0                        |
| 2.4                  | Private Crop .....  | 0   | 0                      | 0  | 0                                | 0                                      | 0                      | 0                    | 0  | 0  | 0  | 0                                  | 0                        |
| 2.5                  | Private Flood .....   | 0   | 0                      | 0  | 0                                | 0                                      | 0                      | 0                    | 0  | 0  | 0  | 0                                  | 0                        |
| 3.                   | Farmowners Multiple Peril .....                                     | 0   | 0                      | 0  | 0                                | 0                                      | 0                      | 0                    | 0  | 0  | 0  | 0                                  | 0                        |
| 4.                   | Homeowners Multiple Peril .....                                     | 0   | 0                      | 0  | 0                                | 0                                      | 0                      | 0                    | 0  | 0  | 0  | 0                                  | 0                        |
| 5.1                  | Commercial Multiple Peril (Non-Liability Portion) .....             | 160,095   | 156,591                | 0  | 77,577                           | 0                                      | (23,405)               | 60,387               | 0  | 21,087   | 28,589   | 21,291                             | 1                        |
| 5.2                  | Commercial Multiple Peril (Liability Portion) .....                 | 37,427  | 33,310                 | 0  | 20,192                           | 0                                      | (11,336)               | 20,330               | 5,713  | (26,754)   | 2,452  | 4,537                              | 0                        |
| 6.                   | Mortgage Guaranty .....   | 0   | 0                      | 0  | 0                                | 0                                      | 0                      | 0                    | 0  | 0  | 0  | 0                                  | 0                        |
| 8.                   | Ocean Marine .....  | 0   | 0                      | 0  | 0                                | 0                                      | 0                      | 0                    | 0  | 0  | 0  | 0                                  | 0                        |
| 9.                   | Inland Marine .....   | 66,864  | 82,983                 | 0  | 24,449                           | 0                                      | 9,429                  | 14,400               | 0  | (612)  | 587  | 7,969                              | 0                        |
| 10.                  | Financial Guaranty .....  | 0   | 0                      | 0  | 0                                | 0                                      | 0                      | 0                    | 0  | 0  | 0  | 0                                  | 0                        |
| 11.1                 | Medical Professional Liability - Occurrence .....                   | 0   | 0                      | 0  | 0                                | 0                                      | 0                      | 0                    | 0  | 0  | 0  | 0                                  | 0                        |
| 11.2                 | Medical Professional Liability - Claims-Made .....                  | 0   | 0                      | 0  | 0                                | 0                                      | 0                      | 0                    | 0  | 0  | 0  | 0                                  | 0                        |
| 12.                  | Earthquake .....  | 0   | 0                      | 0  | 0                                | 0                                      | 0                      | 0                    | 0  | 0  | 0  | 0                                  | 0                        |
| 13.1                 | Comprehensive (hospital and medical) ind (b) .....                  | 0   | 0                      | 0  | 0                                | 0                                      | 0                      | 0                    | 0  | 0  | 0  | 0                                  | 0                        |
| 13.2                 | Comprehensive (hospital and medical) group (b) .....                | 0   | 0                      | 0  | 0                                | 0                                      | 0                      | 0                    | 0  | 0  | 0  | 0                                  | 0                        |
| 14.                  | Credit A&H (Group and Individual) .....                             | 0   | 0                      | 0  | 0                                | 0                                      | 0                      | 0                    | 0  | 0  | 0  | 0                                  | 0                        |
| 15.1                 | Vision Only (b).....  | 0   | 0                      | 0  | 0                                | 0                                      | 0                      | 0                    | 0  | 0  | 0  | 0                                  | 0                        |
| 15.2                 | Dental Only (b) .....   | 0   | 0                      | 0  | 0                                | 0                                      | 0                      | 0                    | 0  | 0  | 0  | 0                                  | 0                        |
| 15.3                 | Disability Income (b) .....   | 0   | 0                      | 0  | 0                                | 0                                      | 0                      | 0                    | 0  | 0  | 0  | 0                                  | 0                        |
| 15.4                 | Medicare Supplement (b) .....                                       | 0   | 0                      | 0  | 0                                | 0                                      | 0                      | 0                    | 0  | 0  | 0  | 0                                  | 0                        |
| 15.5                 | Medicaid Title XIX (b) .....  | 0   | 0                      | 0  | 0                                | 0                                      | 0                      | 0                    | 0  | 0  | 0  | 0                                  | 0                        |
| 15.6                 | Medicare Title XVIII (b).....                                       | 0   | 0                      | 0  | 0                                | 0                                      | 0                      | 0                    | 0  | 0  | 0  | 0                                  | 0                        |
| 15.7                 | Long-Term Care (b) .....  | 0   | 0                      | 0  | 0                                | 0                                      | 0                      | 0                    | 0  | 0  | 0  | 0                                  | 0                        |
| 15.8                 | Federal Employees Health Benefits Plan (b) .....                    | 0   | 0                      | 0  | 0                                | 0                                      | 0                      | 0                    | 0  | 0  | 0  | 0                                  | 0                        |
| 15.9                 | Other Health (b) .....  | 0   | 0                      | 0  | 0                                | 0                                      | 0                      | 0                    | 0  | 0  | 0  | 0                                  | 0                        |
| 16.                  | Workers' Compensation .....   | 7,524,744   | 7,085,002              | 0  | 2,927,979                        | 3,279,036                              | 7,099,578              | 15,084,476           | 401,815  | 374,774  | 1,399,641  | 313,970                            | 0                        |
| 17.1                 | Other Liability - Occurrence .....                                  | 2,028,000   | 2,160,477              | 0  | 788,132                          | 302,189                                | (504,373)              | 1,810,740            | 281,576  | 304,903  | 402,607  | 189,460                            | 10                       |
| 17.2                 | Other Liability - Claims-Made .....                                 | 2,903   | 3,483                  | 0  | 1,171                            | 0                                      | 45,554                 | 207,980              | 0  | 7,035  | 36,702   | 225                                | 0                        |
| 17.3                 | Excess Workers' Compensation .....                                  | 0   | 0                      | 0  | 0                                | 0                                      | 0                      | 0                    | 0  | 0  | 0  | 0                                  | 0                        |
| 18.1                 | Products Liability - Occurrence .....                               | 0   | 0                      | 0  | 0                                | 0                                      | 0                      | 0                    | 0  | 0  | 0  | 0                                  | 0                        |
| 18.2                 | Products Liability - Claims-Made .....                              | 0   | 0                      | 0  | 0                                | 0                                      | 0                      | 0                    | 0  | 0  | 0  | 0                                  | 0                        |
| 19.1                 | Private Passenger Auto No-Fault (Personal Injury Protection) .....  | 0   | 0                      | 0  | 0                                | 0                                      | 0                      | 0                    | 0  | 0  | 0  | 0                                  | 0                        |
| 19.2                 | Other Private Passenger Auto Liability .....                        | 0   | 0                      | 0  | 0                                | 0                                      | 0                      | 0                    | 0  | 0  | 0  | 0                                  | 0                        |
| 19.3                 | Commercial Auto No-Fault (Personal Injury Protection) .....         | 5,029   | 5,857                  | 0  | 1,636                            | 1,944                                  | 1,932                  | 23                   | 0  | (2)  | 6  | 411                                | 0                        |
| 19.4                 | Other Commercial Auto Liability .....                               | 2,799,282   | 3,224,749              | 0  | 1,081,681                        | 2,728,342                              | 3,098,418              | 6,268,378            | 236,257  | 226,191  | 587,072  | 234,221                            | 0                        |
| 21.1                 | Private Passenger Auto Physical Damage .....                        | 0   | 0                      | 0  | 0                                | 0                                      | 0                      | 0                    | 0  | 0  | 0  | 0                                  | 0                        |
| 21.2                 | Commercial Auto Physical Damage .....                               | 822,426   | 888,991                | 0  | 310,587                          | 417,156                                | 231,297                | 172,413              | 0  | (16,294)   | 25,593   | 76,600                             | 0                        |
| 22.                  | Aircraft (all perils) .....   | 0   | 0                      | 0  | 0                                | 0                                      | 0                      | 0                    | 0  | 0  | 0  | 0                                  | 0                        |
| 23.                  | Fidelity .....  | 0   | 0                      | 0  | 0                                | 0                                      | 0                      | 0                    | 0  | 0  | 0  | 0                                  | 0                        |
| 24.                  | Surety .....  | 0   | 0                      | 0  | 0                                | 0                                      | 0                      | 0                    | 0  | 0  | 0  | 0                                  | 0                        |
| 26.                  | Burglary and Theft .....  | 0   | 0                      | 0  | 0                                | 0                                      | 0                      | 0                    | 0  | 0  | 0  | 0                                  | 0                        |
| 27.                  | Boiler and Machinery .....  | 847   | 1,016                  | 0  | 168                              | 0                                      | 108                    | 583                  | 0  | 19   | 103  | 109                                | 0                        |
| 28.                  | Credit .....  | 0   | 0                      | 0  | 0                                | 0                                      | 0                      | 0                    | 0  | 0  | 0  | 0                                  | 0                        |
| 29.                  | International .....   | 0   | 0                      | 0  | 0                                | 0                                      | 0                      | 0                    | 0  | 0  | 0  | 0                                  | 0                        |
| 30.                  | Warranty .....  | 0   | 0                      | 0  | 0                                | 0                                      | 0                      | 0                    | 0  | 0  | 0  | 0                                  | 0                        |
| 31.                  | Reins nonproportional assumed property .....                        | XXX   | XXX                    | XXX  | XXX                              | XXX                                    | XXX                    | XXX                  | XXX  | XXX  | XXX  | XXX                                | XXX                      |
| 32.                  | Reins nonproportional assumed liability .....                       | XXX   | XXX                    | XXX  | XXX                              | XXX                                    | XXX                    | XXX                  | XXX  | XXX  | XXX  | XXX                                | XXX                      |
| 33.                  | Reins nonproportional assumed financial lines .....                 | XXX   | XXX                    | XXX  | XXX                              | XXX                                    | XXX                    | XXX                  | XXX  | XXX  | XXX  | XXX                                | XXX                      |
| 34.                  | Aggregate Write-Ins for Other Lines of Business .....               | 0   | 0                      | 0  | 0                                | 0                                      | 0                      | 0                    | 0  | 0  | 0  | 0                                  | 0                        |
| 35.                  | Total (a) .....   | 13,462,517  | 13,657,437             | 0  | 5,237,171                        | 6,728,666                              | 9,949,327              | 23,646,885           | 925,360  | 890,723  | 2,484,618  | 850,603                            | 11                       |
| DETAILS OF WRITE-INS |   |   |                        |  |                                  |  |                        |                      |  |  |  |                                    |                          |
| 3401.                | .....   |   |                        |  |                                  |  |                        |                      |  |  |  |                                    |                          |
| 3402.                | .....   |   |                        |  |                                  |  |                        |                      |  |  |  |                                    |                          |
| 3403.                | .....   |   |                        |  |                                  |  |                        |                      |  |  |  |                                    |                          |
| 3498.                | Summary of remaining write-ins for Line 34 from overflow page ..... | 0   | 0                      | 0  | 0                                | 0                                      | 0                      | 0                    | 0  | 0  | 0  | 0                                  | 0                        |
| 3499.                | Totals (Lines 3401 thru 3403 plus 3498)(Line 34 above) .....        | 0   | 0                      | 0  | 0                                | 0                                      | 0                      | 0                    | 0  | 0  | 0  | 0                                  | 0                        |

(a) Finance and service charges not included in Lines 1 to 35 \$ .....0  
(b) For health business on indicated lines report: Number of persons insured under PPO managed care products .....0 and number of persons insured under indemnity only products .....0 .





ANNUAL STATEMENT FOR THE YEAR 2023 OF THE VANLINER INSURANCE COMPANY

EXHIBIT OF PREMIUMS AND LOSSES (Statutory Page 14)

NAIC Group Code 0084 BUSINESS IN THE STATE OF New Mexico DURING THE YEAR 2023 NAIC Company Code 21172

| Line of Business     |   | Gross Premiums, Including Policy and Membership Fees, Less Return Premiums and Premiums on Policies not Taken |                        | 3  | 4                                | 5                                      | 6                      | 7                    | 8  | 9  | 10   | 11                                 | 12                       |
|----------------------|---|---|------------------------|--|----------------------------------|--|------------------------|----------------------|--|--|--|------------------------------------|--------------------------|
|                      |   | 1   | 2                      |  |                                  |  |                        |                      |  |  |  |                                    |                          |
|                      |   | Direct Premiums Written   | Direct Premiums Earned | Dividends Paid or Credited to Policyholders on Direct Business | Direct Unearned Premium Reserves | Direct Losses Paid (deducting salvage) | Direct Losses Incurred | Direct Losses Unpaid | Direct Defense and Cost Containment Expense Paid | Direct Defense and Cost Containment Expense Incurred | Direct Defense and Cost Containment Expense Unpaid | Commissions and Brokerage Expenses | Taxes, Licenses and Fees |
| 1.                   | Fire .....  | 0   | 0                      | 0  | 0                                | 0                                      | 0                      | 0                    | 0  | 0  | 0  | 0                                  | 0                        |
| 2.1                  | Allied Lines .....  | 0   | 0                      | 0  | 0                                | 0                                      | 0                      | 0                    | 0  | 0  | 0  | 0                                  | 0                        |
| 2.2                  | Multiple Peril Crop .....   | 0   | 0                      | 0  | 0                                | 0                                      | 0                      | 0                    | 0  | 0  | 0  | 0                                  | 0                        |
| 2.3                  | Federal Flood .....   | 0   | 0                      | 0  | 0                                | 0                                      | 0                      | 0                    | 0  | 0  | 0  | 0                                  | 0                        |
| 2.4                  | Private Crop .....  | 0   | 0                      | 0  | 0                                | 0                                      | 0                      | 0                    | 0  | 0  | 0  | 0                                  | 0                        |
| 2.5                  | Private Flood .....   | 0   | 0                      | 0  | 0                                | 0                                      | 0                      | 0                    | 0  | 0  | 0  | 0                                  | 0                        |
| 3.                   | Farmowners Multiple Peril .....                                     | 0   | 0                      | 0  | 0                                | 0                                      | 0                      | 0                    | 0  | 0  | 0  | 0                                  | 0                        |
| 4.                   | Homeowners Multiple Peril .....                                     | 0   | 0                      | 0  | 0                                | 0                                      | 0                      | 0                    | 0  | 0  | 0  | 0                                  | 0                        |
| 5.1                  | Commercial Multiple Peril (Non-Liability Portion) .....             | 7,702   | 18,576                 | 0  | 4,678                            | 0                                      | (2,482)                | 7,712                | 0  | 2,738  | 3,651  | 2,192                              | 0                        |
| 5.2                  | Commercial Multiple Peril (Liability Portion) .....                 | 1,984   | 1,485                  | 0  | 499                              | 0                                      | 204                    | 204                  | 0  | 25   | 25   | 298                                | 0                        |
| 6.                   | Mortgage Guaranty .....   | 0   | 0                      | 0  | 0                                | 0                                      | 0                      | 0                    | 0  | 0  | 0  | 0                                  | 0                        |
| 8.                   | Ocean Marine .....  | 0   | 0                      | 0  | 0                                | 0                                      | 0                      | 0                    | 0  | 0  | 0  | 0                                  | 0                        |
| 9.                   | Inland Marine .....   | 1,083   | 2,238                  | 0  | 533                              | 0                                      | 36                     | 167                  | 0  | (21)   | 11   | 257                                | 0                        |
| 10.                  | Financial Guaranty .....  | 0   | 0                      | 0  | 0                                | 0                                      | 0                      | 0                    | 0  | 0  | 0  | 0                                  | 0                        |
| 11.1                 | Medical Professional Liability - Occurrence .....                   | 0   | 0                      | 0  | 0                                | 0                                      | 0                      | 0                    | 0  | 0  | 0  | 0                                  | 0                        |
| 11.2                 | Medical Professional Liability - Claims-Made .....                  | 0   | 0                      | 0  | 0                                | 0                                      | 0                      | 0                    | 0  | 0  | 0  | 0                                  | 0                        |
| 12.                  | Earthquake .....  | 0   | 0                      | 0  | 0                                | 0                                      | 0                      | 0                    | 0  | 0  | 0  | 0                                  | 0                        |
| 13.1                 | Comprehensive (hospital and medical) ind (b) .....                  | 0   | 0                      | 0  | 0                                | 0                                      | 0                      | 0                    | 0  | 0  | 0  | 0                                  | 0                        |
| 13.2                 | Comprehensive (hospital and medical) group (b) .....                | 0   | 0                      | 0  | 0                                | 0                                      | 0                      | 0                    | 0  | 0  | 0  | 0                                  | 0                        |
| 14.                  | Credit A&H (Group and Individual) .....                             | 0   | 0                      | 0  | 0                                | 0                                      | 0                      | 0                    | 0  | 0  | 0  | 0                                  | 0                        |
| 15.1                 | Vision Only (b).....  | 0   | 0                      | 0  | 0                                | 0                                      | 0                      | 0                    | 0  | 0  | 0  | 0                                  | 0                        |
| 15.2                 | Dental Only (b) .....   | 0   | 0                      | 0  | 0                                | 0                                      | 0                      | 0                    | 0  | 0  | 0  | 0                                  | 0                        |
| 15.3                 | Disability Income (b) .....   | 0   | 0                      | 0  | 0                                | 0                                      | 0                      | 0                    | 0  | 0  | 0  | 0                                  | 0                        |
| 15.4                 | Medicare Supplement (b) .....                                       | 0   | 0                      | 0  | 0                                | 0                                      | 0                      | 0                    | 0  | 0  | 0  | 0                                  | 0                        |
| 15.5                 | Medicaid Title XIX (b) .....  | 0   | 0                      | 0  | 0                                | 0                                      | 0                      | 0                    | 0  | 0  | 0  | 0                                  | 0                        |
| 15.6                 | Medicare Title XVIII (b).....                                       | 0   | 0                      | 0  | 0                                | 0                                      | 0                      | 0                    | 0  | 0  | 0  | 0                                  | 0                        |
| 15.7                 | Long-Term Care (b) .....  | 0   | 0                      | 0  | 0                                | 0                                      | 0                      | 0                    | 0  | 0  | 0  | 0                                  | 0                        |
| 15.8                 | Federal Employees Health Benefits Plan (b) .....                    | 0   | 0                      | 0  | 0                                | 0                                      | 0                      | 0                    | 0  | 0  | 0  | 0                                  | 0                        |
| 15.9                 | Other Health (b) .....  | 0   | 0                      | 0  | 0                                | 0                                      | 0                      | 0                    | 0  | 0  | 0  | 0                                  | 0                        |
| 16.                  | Workers' Compensation .....   | 304,966   | 286,493                | 0  | 193,228                          | 1,020,202                              | 907,468                | 1,179,837            | 61,832   | 38,441   | 93,610   | 14,447                             | 0                        |
| 17.1                 | Other Liability - Occurrence .....                                  | 29,263  | 66,604                 | 0  | 18,266                           | 15,080                                 | 3,090                  | 53,201               | 375  | 3,677  | 11,433   | 4,983                              | 0                        |
| 17.2                 | Other Liability - Claims-Made .....                                 | 0   | 0                      | 0  | 0                                | 0                                      | (658)                  | 0                    | 0  | (120)  | 0  | 0                                  | 0                        |
| 17.3                 | Excess Workers' Compensation .....                                  | 0   | 0                      | 0  | 0                                | 0                                      | 0                      | 0                    | 0  | 0  | 0  | 0                                  | 0                        |
| 18.1                 | Products Liability - Occurrence .....                               | 0   | 0                      | 0  | 0                                | 0                                      | 0                      | 0                    | 0  | 0  | 0  | 0                                  | 0                        |
| 18.2                 | Products Liability - Claims-Made .....                              | 0   | 0                      | 0  | 0                                | 0                                      | 0                      | 0                    | 0  | 0  | 0  | 0                                  | 0                        |
| 19.1                 | Private Passenger Auto No-Fault (Personal Injury Protection) .....  | 0   | 0                      | 0  | 0                                | 0                                      | 0                      | 0                    | 0  | 0  | 0  | 0                                  | 0                        |
| 19.2                 | Other Private Passenger Auto Liability .....                        | 0   | 0                      | 0  | 0                                | 0                                      | 0                      | 0                    | 0  | 0  | 0  | 0                                  | 0                        |
| 19.3                 | Commercial Auto No-Fault (Personal Injury Protection) .....         | 0   | 0                      | 0  | 0                                | 0                                      | (1)                    | 0                    | 0  | 0  | 0  | 0                                  | 0                        |
| 19.4                 | Other Commercial Auto Liability .....                               | 48,935  | 91,611                 | 0  | 30,635                           | 0                                      | 24,144                 | 130,268              | 0  | 1,503  | 11,425   | 7,760                              | 0                        |
| 21.1                 | Private Passenger Auto Physical Damage .....                        | 0   | 0                      | 0  | 0                                | 0                                      | 0                      | 0                    | 0  | 0  | 0  | 0                                  | 0                        |
| 21.2                 | Commercial Auto Physical Damage .....                               | 8,555   | 14,003                 | 0  | 4,730                            | 0                                      | (1,182)                | 1,448                | 0  | (153)  | 372  | 1,222                              | 0                        |
| 22.                  | Aircraft (all perils) .....   | 0   | 0                      | 0  | 0                                | 0                                      | 0                      | 0                    | 0  | 0  | 0  | 0                                  | 0                        |
| 23.                  | Fidelity .....  | 0   | 0                      | 0  | 0                                | 0                                      | 0                      | 0                    | 0  | 0  | 0  | 0                                  | 0                        |
| 24.                  | Surety .....  | 0   | 0                      | 0  | 0                                | 0                                      | 0                      | 0                    | 0  | 0  | 0  | 0                                  | 0                        |
| 26.                  | Burglary and Theft .....  | 0   | 0                      | 0  | 0                                | 0                                      | 0                      | 0                    | 0  | 0  | 0  | 0                                  | 0                        |
| 27.                  | Boiler and Machinery .....  | 0   | 0                      | 0  | 0                                | 0                                      | 0                      | 0                    | 0  | 0  | 0  | 0                                  | 0                        |
| 28.                  | Credit .....  | 0   | 0                      | 0  | 0                                | 0                                      | 0                      | 0                    | 0  | 0  | 0  | 0                                  | 0                        |
| 29.                  | International .....   | 0   | 0                      | 0  | 0                                | 0                                      | 0                      | 0                    | 0  | 0  | 0  | 0                                  | 0                        |
| 30.                  | Warranty .....  | 0   | 0                      | 0  | 0                                | 0                                      | 0                      | 0                    | 0  | 0  | 0  | 0                                  | 0                        |
| 31.                  | Reins nonproportional assumed property .....                        | XXX   | XXX                    | XXX  | XXX                              | XXX                                    | XXX                    | XXX                  | XXX  | XXX  | XXX  | XXX                                | XXX                      |
| 32.                  | Reins nonproportional assumed liability .....                       | XXX   | XXX                    | XXX  | XXX                              | XXX                                    | XXX                    | XXX                  | XXX  | XXX  | XXX  | XXX                                | XXX                      |
| 33.                  | Reins nonproportional assumed financial lines .....                 | XXX   | XXX                    | XXX  | XXX                              | XXX                                    | XXX                    | XXX                  | XXX  | XXX  | XXX  | XXX                                | XXX                      |
| 34.                  | Aggregate Write-Ins for Other Lines of Business .....               | 0   | 0                      | 0  | 0                                | 0                                      | 0                      | 0                    | 0  | 0  | 0  | 0                                  | 0                        |
| 35.                  | Total (a) .....   | 402,488   | 481,011                | 0  | 252,569                          | 1,035,282                              | 930,618                | 1,372,838            | 62,207   | 46,090   | 120,527  | 31,158                             | 0                        |
| DETAILS OF WRITE-INS |   |   |                        |  |                                  |  |                        |                      |  |  |  |                                    |                          |
| 3401.                | .....   |   |                        |  |                                  |  |                        |                      |  |  |  |                                    |                          |
| 3402.                | .....   |   |                        |  |                                  |  |                        |                      |  |  |  |                                    |                          |
| 3403.                | .....   |   |                        |  |                                  |  |                        |                      |  |  |  |                                    |                          |
| 3498.                | Summary of remaining write-ins for Line 34 from overflow page ..... | 0   | 0                      | 0  | 0                                | 0                                      | 0                      | 0                    | 0  | 0  | 0  | 0                                  | 0                        |
| 3499.                | Totals (Lines 3401 thru 3403 plus 3498)(Line 34 above) .....        | 0   | 0                      | 0  | 0                                | 0                                      | 0                      | 0                    | 0  | 0  | 0  | 0                                  | 0                        |

(a) Finance and service charges not included in Lines 1 to 35 \$ .....0  
(b) For health business on indicated lines report: Number of persons insured under PPO managed care products .....0 and number of persons insured under indemnity only products .....0 .



ANNUAL STATEMENT FOR THE YEAR 2023 OF THE VANLINER INSURANCE COMPANY

EXHIBIT OF PREMIUMS AND LOSSES (Statutory Page 14)

NAIC Group Code 0084

BUSINESS IN THE STATE OF New York

DURING THE YEAR 2023

NAIC Company Code 21172

| Line of Business     |   | Gross Premiums, Including<br>Policy and Membership Fees,<br>Less Return Premiums and<br>Premiums on Policies not Taken |                                | 3<br><br>Dividends Paid<br>or Credited to<br>Policyholders<br>on Direct Business | 4<br><br>Direct Unearned<br>Premium Reserves | 5<br><br>Direct Losses Paid<br>(deducting salvage) | 6<br><br>Direct Losses<br>Incurred | 7<br><br>Direct<br>Losses Unpaid | 8<br><br>Direct Defense<br>and Cost<br>Containment<br>Expense Paid | 9<br><br>Direct Defense<br>and Cost<br>Containment<br>Expense Incurred | 10<br><br>Direct Defense<br>and Cost<br>Containment<br>Expense<br>Unpaid | 11<br><br>Commissions<br>and Brokerage<br>Expenses | 12<br><br>Taxes, Licenses<br>and Fees |
|----------------------|---|--|--------------------------------|--|--|--|------------------------------------|----------------------------------|--|--|--|--|---------------------------------------|
|                      |   | 1<br>Direct Premiums<br>Written  | 2<br>Direct Premiums<br>Earned |  |  |  |                                    |                                  |  |  |  |  |                                       |
| 1.                   | Fire .....  | 0  | 0                              | 0  | 0  | 0  | 0                                  | 0                                | 0  | 0  | 0  | 0  | 0                                     |
| 2.1                  | Allied Lines .....  | 0  | 0                              | 0  | 0  | 0  | 0                                  | 0                                | 0  | 0  | 0  | 0  | 0                                     |
| 2.2                  | Multiple Peril Crop .....   | 0  | 0                              | 0  | 0  | 0  | 0                                  | 0                                | 0  | 0  | 0  | 0  | 0                                     |
| 2.3                  | Federal Flood .....   | 0  | 0                              | 0  | 0  | 0  | 0                                  | 0                                | 0  | 0  | 0  | 0  | 0                                     |
| 2.4.                 | Private Crop .....  | 0  | 0                              | 0  | 0  | 0  | 0                                  | 0                                | 0  | 0  | 0  | 0  | 0                                     |
| 2.5                  | Private Flood .....   | 0  | 0                              | 0  | 0  | 0  | 0                                  | 0                                | 0  | 0  | 0  | 0  | 0                                     |
| 3.                   | Farmowners Multiple Peril .....                                     | 0  | 0                              | 0  | 0  | 0  | 0                                  | 0                                | 0  | 0  | 0  | 0  | 0                                     |
| 4.                   | Homeowners Multiple Peril .....                                     | 0  | 0                              | 0  | 0  | 0  | 0                                  | 0                                | 0  | 0  | 0  | 0  | 0                                     |
| 5.1                  | Commercial Multiple Peril (Non-Liability Portion) .....             | 94,944   | 50,377                         | 0  | 52,381                                       | 0  | (16,877)                           | 20,039                           | 0  | 6,182  | 9,487  | 12,805   | 0                                     |
| 5.2                  | Commercial Multiple Peril (Liability Portion) .....                 | 57,241   | 37,129                         | 0  | 29,731                                       | 0  | (453)                              | 1,011,413                        | 34,441   | 25,015   | 18,697   | 8,051  | 0                                     |
| 6.                   | Mortgage Guaranty .....   | 0  | 0                              | 0  | 0  | 0  | 0                                  | 0                                | 0  | 0  | 0  | 0  | 0                                     |
| 8.                   | Ocean Marine .....  | 0  | 0                              | 0  | 0  | 0  | 0                                  | 0                                | 0  | 0  | 0  | 0  | 0                                     |
| 9.                   | Inland Marine .....   | 11,447   | 10,525                         | 0  | 6,416  | 0  | (902)                              | 844                              | 0  | (126)  | 54   | 1,454  | 0                                     |
| 10.                  | Financial Guaranty .....  | 0  | 0                              | 0  | 0  | 0  | 0                                  | 0                                | 0  | 0  | 0  | 0  | 0                                     |
| 11.1                 | Medical Professional Liability - Occurrence .....                   | 0  | 0                              | 0  | 0  | 0  | 0                                  | 0                                | 0  | 0  | 0  | 0  | 0                                     |
| 11.2                 | Medical Professional Liability - Claims-Made .....                  | 0  | 0                              | 0  | 0  | 0  | 0                                  | 0                                | 0  | 0  | 0  | 0  | 0                                     |
| 12.                  | Earthquake .....  | 0  | 0                              | 0  | 0  | 0  | 0                                  | 0                                | 0  | 0  | 0  | 0  | 0                                     |
| 13.1                 | Comprehensive (hospital and medical) ind (b) .....                  | 0  | 0                              | 0  | 0  | 0  | 0                                  | 0                                | 0  | 0  | 0  | 0  | 0                                     |
| 13.2                 | Comprehensive (hospital and medical) group (b) .....                | 0  | 0                              | 0  | 0  | 0  | 0                                  | 0                                | 0  | 0  | 0  | 0  | 0                                     |
| 14.                  | Credit A&H (Group and Individual) .....                             | 0  | 0                              | 0  | 0  | 0  | 0                                  | 0                                | 0  | 0  | 0  | 0  | 0                                     |
| 15.1                 | Vision Only (b).....  | 0  | 0                              | 0  | 0  | 0  | 0                                  | 0                                | 0  | 0  | 0  | 0  | 0                                     |
| 15.2                 | Dental Only (b) .....   | 0  | 0                              | 0  | 0  | 0  | 0                                  | 0                                | 0  | 0  | 0  | 0  | 0                                     |
| 15.3                 | Disability Income (b) .....   | 0  | 0                              | 0  | 0  | 0  | 0                                  | 0                                | 0  | 0  | 0  | 0  | 0                                     |
| 15.4                 | Medicare Supplement (b) .....                                       | 0  | 0                              | 0  | 0  | 0  | 0                                  | 0                                | 0  | 0  | 0  | 0  | 0                                     |
| 15.5                 | Medicaid Title XIX (b) .....  | 0  | 0                              | 0  | 0  | 0  | 0                                  | 0                                | 0  | 0  | 0  | 0  | 0                                     |
| 15.6                 | Medicare Title XVIII (b).....                                       | 0  | 0                              | 0  | 0  | 0  | 0                                  | 0                                | 0  | 0  | 0  | 0  | 0                                     |
| 15.7                 | Long-Term Care (b) .....  | 0  | 0                              | 0  | 0  | 0  | 0                                  | 0                                | 0  | 0  | 0  | 0  | 0                                     |
| 15.8                 | Federal Employees Health Benefits Plan (b) .....                    | 0  | 0                              | 0  | 0  | 0  | 0                                  | 0                                | 0  | 0  | 0  | 0  | 0                                     |
| 15.9                 | Other Health (b) .....  | 0  | 0                              | 0  | 0  | 0  | 0                                  | 0                                | 0  | 0  | 0  | 0  | 0                                     |
| 16.                  | Workers' Compensation .....   | 14,076,256   | 15,242,134                     | 0  | 4,208,661                                    | 4,446,033  | 4,566,630                          | 18,766,174                       | 552,627  | 353,753  | 2,583,159  | 817,874  | 0                                     |
| 17.1                 | Other Liability - Occurrence .....                                  | 838,935  | 1,180,406                      | 0  | 331,297                                      | 313,933  | 128,303                            | 1,242,749                        | 80,578   | 148,815  | 232,814  | 73,066   | 0                                     |
| 17.2                 | Other Liability - Claims-Made .....                                 | 1,290  | 1,395                          | 0  | 359  | 0  | 2,966                              | 7,702                            | 0  | 494  | 1,359  | 125  | 0                                     |
| 17.3                 | Excess Workers' Compensation .....                                  | 0  | 0                              | 0  | 0  | 0  | 0                                  | 0                                | 0  | 0  | 0  | 0  | 0                                     |
| 18.1                 | Products Liability - Occurrence .....                               | 0  | 0                              | 0  | 0  | 0  | 0                                  | 0                                | 0  | 0  | 0  | 0  | 0                                     |
| 18.2                 | Products Liability - Claims-Made .....                              | 0  | 0                              | 0  | 0  | 0  | 0                                  | 0                                | 0  | 0  | 0  | 0  | 0                                     |
| 19.1                 | Private Passenger Auto No-Fault (Personal Injury Protection) .....  | 0  | 0                              | 0  | 0  | 0  | 0                                  | 0                                | 0  | 0  | 0  | 0  | 0                                     |
| 19.2                 | Other Private Passenger Auto Liability .....                        | 0  | 0                              | 0  | 0  | 0  | 0                                  | 0                                | 0  | 0  | 0  | 0  | 0                                     |
| 19.3                 | Commercial Auto No-Fault (Personal Injury Protection) .....         | 498,935  | 529,296                        | 0  | 13,166                                       | 12,658   | 6,827                              | 1,630                            | 796  | 3,450  | 3,119  | 1,343  | 3                                     |
| 19.4                 | Other Commercial Auto Liability .....                               | (997,547)  | 2,092,197                      | 0  | 706,360                                      | 2,612,605  | 1,572,295                          | 5,231,056                        | 166,527  | 183,481  | 504,044  | 9,143  | 0                                     |
| 21.1                 | Private Passenger Auto Physical Damage .....                        | 0  | 0                              | 0  | 0  | 0  | 0                                  | 0                                | 0  | 0  | 0  | 0  | 0                                     |
| 21.2                 | Commercial Auto Physical Damage .....                               | (86,103)   | 332,245                        | 0  | 101,137                                      | 95,804   | (51,660)                           | 63,925                           | (887)  | (10,831)   | 13,919   | 4,528  | (3)                                   |
| 22.                  | Aircraft (all perils) .....   | 0  | 0                              | 0  | 0  | 0  | 0                                  | 0                                | 0  | 0  | 0  | 0  | 0                                     |
| 23.                  | Fidelity .....  | 0  | 0                              | 0  | 0  | 0  | 0                                  | 0                                | 0  | 0  | 0  | 0  | 0                                     |
| 24.                  | Surety .....  | 0  | 0                              | 0  | 0  | 0  | 0                                  | 0                                | 0  | 0  | 0  | 0  | 0                                     |
| 26.                  | Burglary and Theft .....  | 0  | 0                              | 0  | 0  | 0  | 0                                  | 0                                | 0  | 0  | 0  | 0  | 0                                     |
| 27.                  | Boiler and Machinery .....  | 0  | 0                              | 0  | 0  | 0  | 0                                  | 0                                | 0  | 0  | 0  | 0  | 0                                     |
| 28.                  | Credit .....  | 0  | 0                              | 0  | 0  | 0  | 0                                  | 0                                | 0  | 0  | 0  | 0  | 0                                     |
| 29.                  | International .....   | 0  | 0                              | 0  | 0  | 0  | 0                                  | 0                                | 0  | 0  | 0  | 0  | 0                                     |
| 30.                  | Warranty .....  | 0  | 0                              | 0  | 0  | 0  | 0                                  | 0                                | 0  | 0  | 0  | 0  | 0                                     |
| 31.                  | Reins nonproportional assumed property .....                        | XXX  | XXX                            | XXX  | XXX  | XXX  | XXX                                | XXX                              | XXX  | XXX  | XXX  | XXX  | XXX                                   |
| 32.                  | Reins nonproportional assumed liability .....                       | XXX  | XXX                            | XXX  | XXX  | XXX  | XXX                                | XXX                              | XXX  | XXX  | XXX  | XXX  | XXX                                   |
| 33.                  | Reins nonproportional assumed financial lines .....                 | XXX  | XXX                            | XXX  | XXX  | XXX  | XXX                                | XXX                              | XXX  | XXX  | XXX  | XXX  | XXX                                   |
| 34.                  | Aggregate Write-Ins for Other Lines of Business .....               | 0  | 0                              | 0  | 0  | 0  | 0                                  | 0                                | 0  | 0  | 0  | 0  | 0                                     |
| 35.                  | Total (a) .....   | 14,495,398   | 19,475,704                     | 0  | 5,449,508                                    | 7,481,033  | 6,207,129                          | 26,345,533                       | 834,082  | 710,232  | 3,366,652  | 928,389  | 0                                     |
| DETAILS OF WRITE-INS |   |  |                                |  |  |  |                                    |                                  |  |  |  |  |                                       |
| 3401.                | .....   |  |                                |  |  |  |                                    |                                  |  |  |  |  |                                       |
| 3402.                | .....   |  |                                |  |  |  |                                    |                                  |  |  |  |  |                                       |
| 3403.                | .....   |  |                                |  |  |  |                                    |                                  |  |  |  |  |                                       |
| 3498.                | Summary of remaining write-ins for Line 34 from overflow page ..... | 0  | 0                              | 0  | 0  | 0  | 0                                  | 0                                | 0  | 0  | 0  | 0  | 0                                     |
| 3499.                | Totals (Lines 3401 thru 3403 plus 3498)(Line 34 above) .....        | 0  | 0                              | 0  | 0  | 0  | 0                                  | 0                                | 0  | 0  | 0  | 0  | 0                                     |

(a) Finance and service charges not included in Lines 1 to 35 \$ 100

(b) For health business on indicated lines report: Number of persons insured under PPO managed care products 0 and number of persons insured under indemnity only products 0



ANNUAL STATEMENT FOR THE YEAR 2023 OF THE VANLINER INSURANCE COMPANY

EXHIBIT OF PREMIUMS AND LOSSES (Statutory Page 14)

NAIC Group Code 0084 BUSINESS IN THE STATE OF North Carolina DURING THE YEAR 2023 NAIC Company Code 21172

| Line of Business     |   | Gross Premiums, Including Policy and Membership Fees, Less Return Premiums and Premiums on Policies not Taken |                        | 3  | 4                                | 5                                      | 6                      | 7                    | 8  | 9  | 10   | 11                                 | 12                       |
|----------------------|---|---|------------------------|--|----------------------------------|--|------------------------|----------------------|--|--|--|------------------------------------|--------------------------|
|                      |   | 1   | 2                      |  |                                  |  |                        |                      |  |  |  |                                    |                          |
|                      |   | Direct Premiums Written   | Direct Premiums Earned | Dividends Paid or Credited to Policyholders on Direct Business | Direct Unearned Premium Reserves | Direct Losses Paid (deducting salvage) | Direct Losses Incurred | Direct Losses Unpaid | Direct Defense and Cost Containment Expense Paid | Direct Defense and Cost Containment Expense Incurred | Direct Defense and Cost Containment Expense Unpaid | Commissions and Brokerage Expenses | Taxes, Licenses and Fees |
| 1.                   | Fire .....  | 14,825  | 7,849                  | 0  | 11,055                           | 0                                      | 1,638                  | 1,881                | 0  | 289  | 332  | 2,239                              | 0                        |
| 2.1                  | Allied Lines .....  | 19,693  | 13,874                 | 0  | 14,698                           | 0                                      | 2,896                  | 3,441                | 0  | 511  | 607  | 2,866                              | 0                        |
| 2.2                  | Multiple Peril Crop .....   | 0   | 0                      | 0  | 0                                | 0                                      | 0                      | 0                    | 0  | 0  | 0  | 0                                  | 0                        |
| 2.3                  | Federal Flood .....   | 0   | 0                      | 0  | 0                                | 0                                      | 0                      | 0                    | 0  | 0  | 0  | 0                                  | 0                        |
| 2.4                  | Private Crop .....  | 0   | 0                      | 0  | 0                                | 0                                      | 0                      | 0                    | 0  | 0  | 0  | 0                                  | 0                        |
| 2.5                  | Private Flood .....   | 0   | 0                      | 0  | 0                                | 0                                      | 0                      | 0                    | 0  | 0  | 0  | 0                                  | 0                        |
| 3.                   | Farmowners Multiple Peril .....                                     | 0   | 0                      | 0  | 0                                | 0                                      | 0                      | 0                    | 0  | 0  | 0  | 0                                  | 0                        |
| 4.                   | Homeowners Multiple Peril .....                                     | 0   | 0                      | 0  | 0                                | 0                                      | 0                      | 0                    | 0  | 0  | 0  | 0                                  | 0                        |
| 5.1                  | Commercial Multiple Peril (Non-Liability Portion) .....             | 178,989   | 173,667                | 0  | 60,281                           | 0                                      | 8,821                  | 58,222               | 0  | 20,874   | 25,297   | 22,160                             | 204                      |
| 5.2                  | Commercial Multiple Peril (Liability Portion) .....                 | 17,003  | 8,328                  | 0  | 9,420                            | 0                                      | 878                    | 1,380                | 0  | 132  | 166  | 2,462                              | 0                        |
| 6.                   | Mortgage Guaranty .....   | 0   | 0                      | 0  | 0                                | 0                                      | 0                      | 0                    | 0  | 0  | 0  | 0                                  | 0                        |
| 8.                   | Ocean Marine .....  | 0   | 0                      | 0  | 0                                | 0                                      | 0                      | 0                    | 0  | 0  | 0  | 0                                  | 0                        |
| 9.                   | Inland Marine .....   | 15,779  | 18,088                 | 0  | 9,227                            | 0                                      | 349                    | 1,358                | 0  | (156)  | 87   | 2,154                              | 0                        |
| 10.                  | Financial Guaranty .....  | 0   | 0                      | 0  | 0                                | 0                                      | 0                      | 0                    | 0  | 0  | 0  | 0                                  | 0                        |
| 11.1                 | Medical Professional Liability - Occurrence .....                   | 0   | 0                      | 0  | 0                                | 0                                      | 0                      | 0                    | 0  | 0  | 0  | 0                                  | 0                        |
| 11.2                 | Medical Professional Liability - Claims-Made .....                  | 0   | 0                      | 0  | 0                                | 0                                      | 0                      | 0                    | 0  | 0  | 0  | 0                                  | 0                        |
| 12.                  | Earthquake .....  | 0   | 0                      | 0  | 0                                | 0                                      | 0                      | 0                    | 0  | 0  | 0  | 0                                  | 0                        |
| 13.1                 | Comprehensive (hospital and medical) ind (b) .....                  | 0   | 0                      | 0  | 0                                | 0                                      | 0                      | 0                    | 0  | 0  | 0  | 0                                  | 0                        |
| 13.2                 | Comprehensive (hospital and medical) group (b) .....                | 0   | 0                      | 0  | 0                                | 0                                      | 0                      | 0                    | 0  | 0  | 0  | 0                                  | 0                        |
| 14.                  | Credit A&H (Group and Individual) .....                             | 0   | 0                      | 0  | 0                                | 0                                      | 0                      | 0                    | 0  | 0  | 0  | 0                                  | 0                        |
| 15.1                 | Vision Only (b).....  | 0   | 0                      | 0  | 0                                | 0                                      | 0                      | 0                    | 0  | 0  | 0  | 0                                  | 0                        |
| 15.2                 | Dental Only (b) .....   | 0   | 0                      | 0  | 0                                | 0                                      | 0                      | 0                    | 0  | 0  | 0  | 0                                  | 0                        |
| 15.3                 | Disability Income (b) .....   | 0   | 0                      | 0  | 0                                | 0                                      | 0                      | 0                    | 0  | 0  | 0  | 0                                  | 0                        |
| 15.4                 | Medicare Supplement (b) .....                                       | 0   | 0                      | 0  | 0                                | 0                                      | 0                      | 0                    | 0  | 0  | 0  | 0                                  | 0                        |
| 15.5                 | Medicaid Title XIX (b) .....  | 0   | 0                      | 0  | 0                                | 0                                      | 0                      | 0                    | 0  | 0  | 0  | 0                                  | 0                        |
| 15.6                 | Medicare Title XVIII (b).....                                       | 0   | 0                      | 0  | 0                                | 0                                      | 0                      | 0                    | 0  | 0  | 0  | 0                                  | 0                        |
| 15.7                 | Long-Term Care (b) .....  | 0   | 0                      | 0  | 0                                | 0                                      | 0                      | 0                    | 0  | 0  | 0  | 0                                  | 0                        |
| 15.8                 | Federal Employees Health Benefits Plan (b) .....                    | 0   | 0                      | 0  | 0                                | 0                                      | 0                      | 0                    | 0  | 0  | 0  | 0                                  | 0                        |
| 15.9                 | Other Health (b) .....  | 0   | 0                      | 0  | 0                                | 0                                      | 0                      | 0                    | 0  | 0  | 0  | 0                                  | 0                        |
| 16.                  | Workers' Compensation .....   | 4,228,185   | 4,523,306              | 0  | 1,144,876                        | 2,779,773                              | 3,151,666              | 6,235,265            | 387,206  | 237,662  | 722,505  | 227,928                            | 89                       |
| 17.1                 | Other Liability - Occurrence .....                                  | 3,916,115   | 3,486,825              | 0  | 2,662,015                        | 599,950                                | 1,087,283              | 2,248,258            | 5,474  | 258,938  | 476,335  | 134,800                            | 0                        |
| 17.2                 | Other Liability - Claims-Made .....                                 | 1,250   | 1,220                  | 0  | 543                              | 0                                      | 2,729                  | 6,085                | 0  | 461  | 1,070  | 111                                | 0                        |
| 17.3                 | Excess Workers' Compensation .....                                  | 0   | 0                      | 0  | 0                                | 0                                      | 0                      | 0                    | 0  | 0  | 0  | 0                                  | 0                        |
| 18.1                 | Products Liability - Occurrence .....                               | 0   | 0                      | 0  | 0                                | 0                                      | 0                      | 0                    | 0  | 0  | 0  | 0                                  | 0                        |
| 18.2                 | Products Liability - Claims-Made .....                              | 0   | 0                      | 0  | 0                                | 0                                      | 0                      | 0                    | 0  | 0  | 0  | 0                                  | 0                        |
| 19.1                 | Private Passenger Auto No-Fault (Personal Injury Protection) .....  | 0   | 0                      | 0  | 0                                | 0                                      | 0                      | 0                    | 0  | 0  | 0  | 0                                  | 0                        |
| 19.2                 | Other Private Passenger Auto Liability .....                        | 0   | 0                      | 0  | 0                                | 0                                      | 0                      | 0                    | 0  | 0  | 0  | 0                                  | 0                        |
| 19.3                 | Commercial Auto No-Fault (Personal Injury Protection) .....         | 28  | 28                     | 0  | 0                                | 0                                      | (2)                    | 0                    | 0  | 0  | 0  | 0                                  | 0                        |
| 19.4                 | Other Commercial Auto Liability .....                               | 2,653,513   | 2,367,002              | 0  | 1,160,118                        | 1,517,050                              | 2,813,402              | 3,426,053            | 96,408   | 178,918  | 355,076  | 231,617                            | 0                        |
| 21.1                 | Private Passenger Auto Physical Damage .....                        | 0   | 0                      | 0  | 0                                | 0                                      | 0                      | 0                    | 0  | 0  | 0  | 0                                  | 0                        |
| 21.2                 | Commercial Auto Physical Damage .....                               | 795,029   | 818,798                | 0  | 326,693                          | 293,726                                | 191,707                | 128,224              | 110  | (3,638)  | 24,904   | 77,631                             | 199                      |
| 22.                  | Aircraft (all perils) .....   | 0   | 0                      | 0  | 0                                | 0                                      | 0                      | 0                    | 0  | 0  | 0  | 0                                  | 0                        |
| 23.                  | Fidelity .....  | 0   | 0                      | 0  | 0                                | 0                                      | 0                      | 0                    | 0  | 0  | 0  | 0                                  | 0                        |
| 24.                  | Surety .....  | 0   | 0                      | 0  | 0                                | 0                                      | 0                      | 0                    | 0  | 0  | 0  | 0                                  | 0                        |
| 26.                  | Burglary and Theft .....  | 0   | 0                      | 0  | 0                                | 0                                      | 0                      | 0                    | 0  | 0  | 0  | 0                                  | 0                        |
| 27.                  | Boiler and Machinery .....  | 3,941   | 3,087                  | 0  | 2,932                            | 779                                    | 915                    | 0                    | 138  | 162  | 570  | 0                                  | 0                        |
| 28.                  | Credit .....  | 0   | 0                      | 0  | 0                                | 0                                      | 0                      | 0                    | 0  | 0  | 0  | 0                                  | 0                        |
| 29.                  | International .....   | 0   | 0                      | 0  | 0                                | 0                                      | 0                      | 0                    | 0  | 0  | 0  | 0                                  | 0                        |
| 30.                  | Warranty .....  | 0   | 0                      | 0  | 0                                | 0                                      | 0                      | 0                    | 0  | 0  | 0  | 0                                  | 0                        |
| 31.                  | Reins nonproportional assumed property .....                        | XXX   | XXX                    | XXX  | XXX                              | XXX                                    | XXX                    | XXX                  | XXX  | XXX  | XXX  | XXX                                | XXX                      |
| 32.                  | Reins nonproportional assumed liability .....                       | XXX   | XXX                    | XXX  | XXX                              | XXX                                    | XXX                    | XXX                  | XXX  | XXX  | XXX  | XXX                                | XXX                      |
| 33.                  | Reins nonproportional assumed financial lines .....                 | XXX   | XXX                    | XXX  | XXX                              | XXX                                    | XXX                    | XXX                  | XXX  | XXX  | XXX  | XXX                                | XXX                      |
| 34.                  | Aggregate Write-Ins for Other Lines of Business .....               | 0   | 0                      | 0  | 0                                | 0                                      | 0                      | 0                    | 0  | 0  | 0  | 0                                  | 0                        |
| 35.                  | Total (a) .....   | 11,844,351  | 11,422,071             | 0  | 5,401,857                        | 5,190,500                              | 7,262,147              | 12,111,061           | 489,198  | 694,128  | 1,606,541  | 704,536                            | 492                      |
| DETAILS OF WRITE-INS |   |   |                        |  |                                  |  |                        |                      |  |  |  |                                    |                          |
| 3401.                | .....   |   |                        |  |                                  |  |                        |                      |  |  |  |                                    |                          |
| 3402.                | .....   |   |                        |  |                                  |  |                        |                      |  |  |  |                                    |                          |
| 3403.                | .....   |   |                        |  |                                  |  |                        |                      |  |  |  |                                    |                          |
| 3498.                | Summary of remaining write-ins for Line 34 from overflow page ..... | 0   | 0                      | 0  | 0                                | 0                                      | 0                      | 0                    | 0  | 0  | 0  | 0                                  | 0                        |
| 3499.                | Totals (Lines 3401 thru 3403 plus 3498)(Line 34 above) .....        | 0   | 0                      | 0  | 0                                | 0                                      | 0                      | 0                    | 0  | 0  | 0  | 0                                  | 0                        |

(a) Finance and service charges not included in Lines 1 to 35 \$ 75  
(b) For health business on indicated lines report: Number of persons insured under PPO managed care products 0 and number of persons insured under indemnity only products 0



ANNUAL STATEMENT FOR THE YEAR 2023 OF THE VANLINER INSURANCE COMPANY  
EXHIBIT OF PREMIUMS AND LOSSES (Statutory Page 14)

NAIC Group Code 0084 BUSINESS IN THE STATE OF North Dakota DURING THE YEAR 2023 NAIC Company Code 21172

| Line of Business     |   | Gross Premiums, Including Policy and Membership Fees, Less Return Premiums and Premiums on Policies not Taken |                        | 3  | 4                                | 5                                      | 6                      | 7                    | 8  | 9  | 10   | 11                                 | 12                       |
|----------------------|---|---|------------------------|--|----------------------------------|--|------------------------|----------------------|--|--|--|------------------------------------|--------------------------|
|                      |   | 1   | 2                      |  |                                  |  |                        |                      |  |  |  |                                    |                          |
|                      |   | Direct Premiums Written   | Direct Premiums Earned | Dividends Paid or Credited to Policyholders on Direct Business | Direct Unearned Premium Reserves | Direct Losses Paid (deducting salvage) | Direct Losses Incurred | Direct Losses Unpaid | Direct Defense and Cost Containment Expense Paid | Direct Defense and Cost Containment Expense Incurred | Direct Defense and Cost Containment Expense Unpaid | Commissions and Brokerage Expenses | Taxes, Licenses and Fees |
| 1.                   | Fire .....  | 0   | 0                      | 0  | 0                                | 0                                      | 0                      | 0                    | 0  | 0  | 0  | 0                                  | 0                        |
| 2.1                  | Allied Lines .....  | 0   | 0                      | 0  | 0                                | 0                                      | 0                      | 0                    | 0  | 0  | 0  | 0                                  | 0                        |
| 2.2                  | Multiple Peril Crop .....   | 0   | 0                      | 0  | 0                                | 0                                      | 0                      | 0                    | 0  | 0  | 0  | 0                                  | 0                        |
| 2.3                  | Federal Flood .....   | 0   | 0                      | 0  | 0                                | 0                                      | 0                      | 0                    | 0  | 0  | 0  | 0                                  | 0                        |
| 2.4                  | Private Crop .....  | 0   | 0                      | 0  | 0                                | 0                                      | 0                      | 0                    | 0  | 0  | 0  | 0                                  | 0                        |
| 2.5                  | Private Flood .....   | 0   | 0                      | 0  | 0                                | 0                                      | 0                      | 0                    | 0  | 0  | 0  | 0                                  | 0                        |
| 3.                   | Farmowners Multiple Peril .....                                     | 0   | 0                      | 0  | 0                                | 0                                      | 0                      | 0                    | 0  | 0  | 0  | 0                                  | 0                        |
| 4.                   | Homeowners Multiple Peril .....                                     | 0   | 0                      | 0  | 0                                | 0                                      | 0                      | 0                    | 0  | 0  | 0  | 0                                  | 0                        |
| 5.1                  | Commercial Multiple Peril (Non-Liability Portion) .....             | 33,371  | 39,201                 | 0  | 24,487                           | 0                                      | (5,228)                | 15,548               | 0  | 5,501  | 7,361  | 4,313                              | 0                        |
| 5.2                  | Commercial Multiple Peril (Liability Portion) .....                 | 0   | 0                      | 0  | 0                                | 0                                      | 0                      | 0                    | 0  | 0  | 0  | 0                                  | 0                        |
| 6.                   | Mortgage Guaranty .....   | 0   | 0                      | 0  | 0                                | 0                                      | 0                      | 0                    | 0  | 0  | 0  | 0                                  | 0                        |
| 8.                   | Ocean Marine .....  | 0   | 0                      | 0  | 0                                | 0                                      | 0                      | 0                    | 0  | 0  | 0  | 0                                  | 0                        |
| 9.                   | Inland Marine .....   | 4,468   | 9,097                  | 0  | 2,885                            | 0                                      | 138                    | 669                  | 0  | (85)   | 43   | 331                                | 0                        |
| 10.                  | Financial Guaranty .....  | 0   | 0                      | 0  | 0                                | 0                                      | 0                      | 0                    | 0  | 0  | 0  | 0                                  | 0                        |
| 11.1                 | Medical Professional Liability - Occurrence .....                   | 0   | 0                      | 0  | 0                                | 0                                      | 0                      | 0                    | 0  | 0  | 0  | 0                                  | 0                        |
| 11.2                 | Medical Professional Liability - Claims-Made .....                  | 0   | 0                      | 0  | 0                                | 0                                      | 0                      | 0                    | 0  | 0  | 0  | 0                                  | 0                        |
| 12.                  | Earthquake .....  | 0   | 0                      | 0  | 0                                | 0                                      | 0                      | 0                    | 0  | 0  | 0  | 0                                  | 0                        |
| 13.1                 | Comprehensive (hospital and medical) ind (b) .....                  | 0   | 0                      | 0  | 0                                | 0                                      | 0                      | 0                    | 0  | 0  | 0  | 0                                  | 0                        |
| 13.2                 | Comprehensive (hospital and medical) group (b) .....                | 0   | 0                      | 0  | 0                                | 0                                      | 0                      | 0                    | 0  | 0  | 0  | 0                                  | 0                        |
| 14.                  | Credit A&H (Group and Individual) .....                             | 0   | 0                      | 0  | 0                                | 0                                      | 0                      | 0                    | 0  | 0  | 0  | 0                                  | 0                        |
| 15.1                 | Vision Only (b) .....   | 0   | 0                      | 0  | 0                                | 0                                      | 0                      | 0                    | 0  | 0  | 0  | 0                                  | 0                        |
| 15.2                 | Dental Only (b) .....   | 0   | 0                      | 0  | 0                                | 0                                      | 0                      | 0                    | 0  | 0  | 0  | 0                                  | 0                        |
| 15.3                 | Disability Income (b) .....   | 0   | 0                      | 0  | 0                                | 0                                      | 0                      | 0                    | 0  | 0  | 0  | 0                                  | 0                        |
| 15.4                 | Medicare Supplement (b) .....                                       | 0   | 0                      | 0  | 0                                | 0                                      | 0                      | 0                    | 0  | 0  | 0  | 0                                  | 0                        |
| 15.5                 | Medicaid Title XIX (b) .....  | 0   | 0                      | 0  | 0                                | 0                                      | 0                      | 0                    | 0  | 0  | 0  | 0                                  | 0                        |
| 15.6                 | Medicare Title XVIII (b) .....                                      | 0   | 0                      | 0  | 0                                | 0                                      | 0                      | 0                    | 0  | 0  | 0  | 0                                  | 0                        |
| 15.7                 | Long-Term Care (b) .....  | 0   | 0                      | 0  | 0                                | 0                                      | 0                      | 0                    | 0  | 0  | 0  | 0                                  | 0                        |
| 15.8                 | Federal Employees Health Benefits Plan (b) .....                    | 0   | 0                      | 0  | 0                                | 0                                      | 0                      | 0                    | 0  | 0  | 0  | 0                                  | 0                        |
| 15.9                 | Other Health (b) .....  | 0   | 0                      | 0  | 0                                | 0                                      | 0                      | 0                    | 0  | 0  | 0  | 0                                  | 0                        |
| 16.                  | Workers' Compensation .....   | 0   | 0                      | 0  | 0                                | 0                                      | 0                      | 0                    | 0  | 0  | 0  | 0                                  | 0                        |
| 17.1                 | Other Liability - Occurrence .....                                  | 103,689   | 160,227                | 0  | 54,336                           | 12,786                                 | (7,436)                | 116,130              | 0  | 7,478  | 24,956   | 7,317                              | 0                        |
| 17.2                 | Other Liability - Claims-Made .....                                 | 250   | 250                    | 0  | 188                              | 0                                      | (821)                  | 1,435                | 0  | (159)  | 253  | 22                                 | 0                        |
| 17.3                 | Excess Workers' Compensation .....                                  | 0   | 0                      | 0  | 0                                | 0                                      | 0                      | 0                    | 0  | 0  | 0  | 0                                  | 0                        |
| 18.1                 | Products Liability - Occurrence .....                               | 0   | 0                      | 0  | 0                                | 0                                      | 0                      | 0                    | 0  | 0  | 0  | 0                                  | 0                        |
| 18.2                 | Products Liability - Claims-Made .....                              | 0   | 0                      | 0  | 0                                | 0                                      | 0                      | 0                    | 0  | 0  | 0  | 0                                  | 0                        |
| 19.1                 | Private Passenger Auto No-Fault (Personal Injury Protection) .....  | 0   | 0                      | 0  | 0                                | 0                                      | 0                      | 0                    | 0  | 0  | 0  | 0                                  | 0                        |
| 19.2                 | Other Private Passenger Auto Liability .....                        | 0   | 0                      | 0  | 0                                | 0                                      | 0                      | 0                    | 0  | 0  | 0  | 0                                  | 0                        |
| 19.3                 | Commercial Auto No-Fault (Personal Injury Protection) .....         | 2,182   | 3,011                  | 0  | 789                              | 0                                      | 0                      | 9                    | 0  | 0  | 2  | 210                                | 0                        |
| 19.4                 | Other Commercial Auto Liability .....                               | 111,398   | 185,983                | 0  | 59,880                           | 44,715                                 | 94,938                 | 257,439              | 11,508   | 27,976   | 42,362   | 10,033                             | 0                        |
| 21.1                 | Private Passenger Auto Physical Damage .....                        | 0   | 0                      | 0  | 0                                | 0                                      | 0                      | 0                    | 0  | 0  | 0  | 0                                  | 0                        |
| 21.2                 | Commercial Auto Physical Damage .....                               | 47,670  | 60,052                 | 0  | 17,503                           | 33,591                                 | 30,451                 | 5,397                | 0  | (311)  | 1,388  | 4,581                              | 0                        |
| 22.                  | Aircraft (all perils) .....   | 0   | 0                      | 0  | 0                                | 0                                      | 0                      | 0                    | 0  | 0  | 0  | 0                                  | 0                        |
| 23.                  | Fidelity .....  | 0   | 0                      | 0  | 0                                | 0                                      | 0                      | 0                    | 0  | 0  | 0  | 0                                  | 0                        |
| 24.                  | Surety .....  | 0   | 0                      | 0  | 0                                | 0                                      | 0                      | 0                    | 0  | 0  | 0  | 0                                  | 0                        |
| 26.                  | Burglary and Theft .....  | 0   | 0                      | 0  | 0                                | 0                                      | 0                      | 0                    | 0  | 0  | 0  | 0                                  | 0                        |
| 27.                  | Boiler and Machinery .....  | 0   | 0                      | 0  | 0                                | 0                                      | 0                      | 0                    | 0  | 0  | 0  | 0                                  | 0                        |
| 28.                  | Credit .....  | 0   | 0                      | 0  | 0                                | 0                                      | 0                      | 0                    | 0  | 0  | 0  | 0                                  | 0                        |
| 29.                  | International .....   | 0   | 0                      | 0  | 0                                | 0                                      | 0                      | 0                    | 0  | 0  | 0  | 0                                  | 0                        |
| 30.                  | Warranty .....  | 0   | 0                      | 0  | 0                                | 0                                      | 0                      | 0                    | 0  | 0  | 0  | 0                                  | 0                        |
| 31.                  | Reins nonproportional assumed property .....                        | XXX   | XXX                    | XXX  | XXX                              | XXX                                    | XXX                    | XXX                  | XXX  | XXX  | XXX  | XXX                                | XXX                      |
| 32.                  | Reins nonproportional assumed liability .....                       | XXX   | XXX                    | XXX  | XXX                              | XXX                                    | XXX                    | XXX                  | XXX  | XXX  | XXX  | XXX                                | XXX                      |
| 33.                  | Reins nonproportional assumed financial lines .....                 | XXX   | XXX                    | XXX  | XXX                              | XXX                                    | XXX                    | XXX                  | XXX  | XXX  | XXX  | XXX                                | XXX                      |
| 34.                  | Aggregate Write-Ins for Other Lines of Business .....               | 0   | 0                      | 0  | 0                                | 0                                      | 0                      | 0                    | 0  | 0  | 0  | 0                                  | 0                        |
| 35.                  | Total (a) .....   | 303,028   | 457,822                | 0  | 160,069                          | 91,091                                 | 112,042                | 396,628              | 11,508   | 40,401   | 76,366   | 26,807                             | 0                        |
| DETAILS OF WRITE-INS |   |   |                        |  |                                  |  |                        |                      |  |  |  |                                    |                          |
| 3401.                | .....   |   |                        |  |                                  |  |                        |                      |  |  |  |                                    |                          |
| 3402.                | .....   |   |                        |  |                                  |  |                        |                      |  |  |  |                                    |                          |
| 3403.                | .....   |   |                        |  |                                  |  |                        |                      |  |  |  |                                    |                          |
| 3498.                | Summary of remaining write-ins for Line 34 from overflow page ..... | 0   | 0                      | 0  | 0                                | 0                                      | 0                      | 0                    | 0  | 0  | 0  | 0                                  | 0                        |
| 3499.                | Totals (Lines 3401 thru 3403 plus 3498)(Line 34 above) .....        | 0   | 0                      | 0  | 0                                | 0                                      | 0                      | 0                    | 0  | 0  | 0  | 0                                  | 0                        |

(a) Finance and service charges not included in Lines 1 to 35 \$ .....0  
(b) For health business on indicated lines report: Number of persons insured under PPO managed care products .....0 and number of persons insured under indemnity only products .....0 .



ANNUAL STATEMENT FOR THE YEAR 2023 OF THE VANLINER INSURANCE COMPANY  
EXHIBIT OF PREMIUMS AND LOSSES (Statutory Page 14)

NAIC Group Code 0084 BUSINESS IN THE STATE OF Ohio DURING THE YEAR 2023 NAIC Company Code 21172

| Line of Business     |   | Gross Premiums, Including<br>Policy and Membership Fees,<br>Less Return Premiums and<br>Premiums on Policies not Taken |                                | 3<br><br>Dividends Paid<br>or Credited to<br>Policyholders<br>on Direct Business | 4<br><br>Direct Unearned<br>Premium Reserves | 5<br><br>Direct Losses Paid<br>(deducting salvage) | 6<br><br>Direct Losses<br>Incurred | 7<br><br>Direct<br>Losses Unpaid | 8<br><br>Direct Defense<br>and Cost<br>Containment<br>Expense Paid | 9<br><br>Direct Defense<br>and Cost<br>Containment<br>Expense Incurred | 10<br><br>Direct Defense<br>and Cost<br>Containment<br>Expense<br>Unpaid | 11<br><br>Commissions<br>and Brokerage<br>Expenses | 12<br><br>Taxes, Licenses<br>and Fees |
|----------------------|---|--|--------------------------------|--|--|--|------------------------------------|----------------------------------|--|--|--|--|---------------------------------------|
|                      |   | 1<br>Direct Premiums<br>Written  | 2<br>Direct Premiums<br>Earned |  |  |  |                                    |                                  |  |  |  |  |                                       |
| 1.                   | Fire .....  | 0  | 0                              | 0  | 0  | 0  | 0                                  | 0                                | 0  | 0  | 0  | 0  | 0                                     |
| 2.1                  | Allied Lines .....  | 0  | 0                              | 0  | 0  | 0  | 0                                  | 0                                | 0  | 0  | 0  | 0  | 0                                     |
| 2.2                  | Multiple Peril Crop .....   | 0  | 0                              | 0  | 0  | 0  | 0                                  | 0                                | 0  | 0  | 0  | 0  | 0                                     |
| 2.3                  | Federal Flood .....   | 0  | 0                              | 0  | 0  | 0  | 0                                  | 0                                | 0  | 0  | 0  | 0  | 0                                     |
| 2.4.                 | Private Crop .....  | 0  | 0                              | 0  | 0  | 0  | 0                                  | 0                                | 0  | 0  | 0  | 0  | 0                                     |
| 2.5                  | Private Flood .....   | 0  | 0                              | 0  | 0  | 0  | 0                                  | 0                                | 0  | 0  | 0  | 0  | 0                                     |
| 3.                   | Farmowners Multiple Peril .....                                     | 0  | 0                              | 0  | 0  | 0  | 0                                  | 0                                | 0  | 0  | 0  | 0  | 0                                     |
| 4.                   | Homeowners Multiple Peril .....                                     | 0  | 0                              | 0  | 0  | 0  | 0                                  | 0                                | 0  | 0  | 0  | 0  | 0                                     |
| 5.1                  | Commercial Multiple Peril (Non-Liability Portion) .....             | 52,084   | 68,263                         | 0  | 17,206                                       | 0  | (5,636)                            | 23,311                           | 0  | 8,444  | 11,036   | 5,628  | 0                                     |
| 5.2                  | Commercial Multiple Peril (Liability Portion) .....                 | 109,699  | 97,300                         | 0  | 25,427                                       | 0  | 85,067                             | 115,925                          | 14,315   | 22,538   | 10,346   | 12,790   | 0                                     |
| 6.                   | Mortgage Guaranty .....   | 0  | 0                              | 0  | 0  | 0  | 0                                  | 0                                | 0  | 0  | 0  | 0  | 0                                     |
| 8.                   | Ocean Marine .....  | 0  | 0                              | 0  | 0  | 0  | 0                                  | 0                                | 0  | 0  | 0  | 0  | 0                                     |
| 9.                   | Inland Marine .....   | 17,224   | 23,621                         | 0  | 6,336  | 0  | 662                                | 2,107                            | 0  | (213)  | 135  | 2,219  | 0                                     |
| 10.                  | Financial Guaranty .....  | 0  | 0                              | 0  | 0  | 0  | 0                                  | 0                                | 0  | 0  | 0  | 0  | 0                                     |
| 11.1                 | Medical Professional Liability - Occurrence .....                   | 0  | 0                              | 0  | 0  | 0  | 0                                  | 0                                | 0  | 0  | 0  | 0  | 0                                     |
| 11.2                 | Medical Professional Liability - Claims-Made .....                  | 0  | 0                              | 0  | 0  | 0  | 0                                  | 0                                | 0  | 0  | 0  | 0  | 0                                     |
| 12.                  | Earthquake .....  | 0  | 0                              | 0  | 0  | 0  | 0                                  | 0                                | 0  | 0  | 0  | 0  | 0                                     |
| 13.1                 | Comprehensive (hospital and medical) ind (b) .....                  | 0  | 0                              | 0  | 0  | 0  | 0                                  | 0                                | 0  | 0  | 0  | 0  | 0                                     |
| 13.2                 | Comprehensive (hospital and medical) group (b) .....                | 0  | 0                              | 0  | 0  | 0  | 0                                  | 0                                | 0  | 0  | 0  | 0  | 0                                     |
| 14.                  | Credit A&H (Group and Individual) .....                             | 0  | 0                              | 0  | 0  | 0  | 0                                  | 0                                | 0  | 0  | 0  | 0  | 0                                     |
| 15.1                 | Vision Only (b).....  | 0  | 0                              | 0  | 0  | 0  | 0                                  | 0                                | 0  | 0  | 0  | 0  | 0                                     |
| 15.2                 | Dental Only (b) .....   | 0  | 0                              | 0  | 0  | 0  | 0                                  | 0                                | 0  | 0  | 0  | 0  | 0                                     |
| 15.3                 | Disability Income (b) .....   | 0  | 0                              | 0  | 0  | 0  | 0                                  | 0                                | 0  | 0  | 0  | 0  | 0                                     |
| 15.4                 | Medicare Supplement (b) .....                                       | 0  | 0                              | 0  | 0  | 0  | 0                                  | 0                                | 0  | 0  | 0  | 0  | 0                                     |
| 15.5                 | Medicaid Title XIX (b) .....  | 0  | 0                              | 0  | 0  | 0  | 0                                  | 0                                | 0  | 0  | 0  | 0  | 0                                     |
| 15.6                 | Medicare Title XVIII (b).....                                       | 0  | 0                              | 0  | 0  | 0  | 0                                  | 0                                | 0  | 0  | 0  | 0  | 0                                     |
| 15.7                 | Long-Term Care (b) .....  | 0  | 0                              | 0  | 0  | 0  | 0                                  | 0                                | 0  | 0  | 0  | 0  | 0                                     |
| 15.8                 | Federal Employees Health Benefits Plan (b) .....                    | 0  | 0                              | 0  | 0  | 0  | 0                                  | 0                                | 0  | 0  | 0  | 0  | 0                                     |
| 15.9                 | Other Health (b) .....  | 0  | 0                              | 0  | 0  | 0  | 0                                  | 0                                | 0  | 0  | 0  | 0  | 0                                     |
| 16.                  | Workers' Compensation .....   | 0  | 0                              | 0  | 0  | 0  | 0                                  | 0                                | 0  | 0  | 0  | 0  | 0                                     |
| 17.1                 | Other Liability - Occurrence .....                                  | 1,218,457  | 1,455,562                      | 0  | 341,219                                      | 643,705  | 479,659                            | 1,468,975                        | 16,682   | 111,913  | 253,100  | 127,664  | 0                                     |
| 17.2                 | Other Liability - Claims-Made .....                                 | 1,500  | 1,062                          | 0  | 607  | 0  | 2,205                              | 6,079                            | 0  | 365  | 1,073  | 160  | 0                                     |
| 17.3                 | Excess Workers' Compensation .....                                  | 0  | 0                              | 0  | 0  | 0  | 0                                  | 0                                | 0  | 0  | 0  | 0  | 0                                     |
| 18.1                 | Products Liability - Occurrence .....                               | 0  | 0                              | 0  | 0  | 0  | 0                                  | 0                                | 0  | 0  | 0  | 0  | 0                                     |
| 18.2                 | Products Liability - Claims-Made .....                              | 0  | 0                              | 0  | 0  | 0  | 0                                  | 0                                | 0  | 0  | 0  | 0  | 0                                     |
| 19.1                 | Private Passenger Auto No-Fault (Personal Injury Protection) .....  | 0  | 0                              | 0  | 0  | 0  | 0                                  | 0                                | 0  | 0  | 0  | 0  | 0                                     |
| 19.2                 | Other Private Passenger Auto Liability .....                        | 0  | 0                              | 0  | 0  | 0  | 0                                  | 0                                | 0  | 0  | 0  | 0  | 0                                     |
| 19.3                 | Commercial Auto No-Fault (Personal Injury Protection) .....         | 0  | 0                              | 0  | 0  | 0  | (1)                                | 0                                | 0  | 0  | 0  | (4)  | 0                                     |
| 19.4                 | Other Commercial Auto Liability .....                               | 1,782,501  | 1,497,111                      | 0  | 750,396                                      | 407,382  | 1,308,177                          | 1,918,811                        | 12,243   | 50,788   | 203,453  | 210,400  | 0                                     |
| 21.1                 | Private Passenger Auto Physical Damage .....                        | 0  | 0                              | 0  | 0  | 0  | 0                                  | 0                                | 0  | 0  | 0  | 0  | 0                                     |
| 21.2                 | Commercial Auto Physical Damage .....                               | 489,569  | 419,721                        | 0  | 182,778                                      | 584,595  | 501,984                            | 44,107                           | 0  | (4,814)  | 11,330   | 54,486   | (8)                                   |
| 22.                  | Aircraft (all perils) .....   | 0  | 0                              | 0  | 0  | 0  | 0                                  | 0                                | 0  | 0  | 0  | 0  | 0                                     |
| 23.                  | Fidelity .....  | 0  | 0                              | 0  | 0  | 0  | 0                                  | 0                                | 0  | 0  | 0  | 0  | 0                                     |
| 24.                  | Surety .....  | 0  | 0                              | 0  | 0  | 0  | 0                                  | 0                                | 0  | 0  | 0  | 0  | 0                                     |
| 26.                  | Burglary and Theft .....  | 0  | 0                              | 0  | 0  | 0  | 0                                  | 0                                | 0  | 0  | 0  | 0  | 0                                     |
| 27.                  | Boiler and Machinery .....  | 0  | 0                              | 0  | 0  | 0  | 0                                  | 0                                | 0  | 0  | 0  | 0  | 0                                     |
| 28.                  | Credit .....  | 0  | 0                              | 0  | 0  | 0  | 0                                  | 0                                | 0  | 0  | 0  | 0  | 0                                     |
| 29.                  | International .....   | 0  | 0                              | 0  | 0  | 0  | 0                                  | 0                                | 0  | 0  | 0  | 0  | 0                                     |
| 30.                  | Warranty .....  | 0  | 0                              | 0  | 0  | 0  | 0                                  | 0                                | 0  | 0  | 0  | 0  | 0                                     |
| 31.                  | Reins nonproportional assumed property .....                        | XXX  | XXX                            | XXX  | XXX  | XXX  | XXX                                | XXX                              | XXX  | XXX  | XXX  | XXX  | XXX                                   |
| 32.                  | Reins nonproportional assumed liability .....                       | XXX  | XXX                            | XXX  | XXX  | XXX  | XXX                                | XXX                              | XXX  | XXX  | XXX  | XXX  | XXX                                   |
| 33.                  | Reins nonproportional assumed financial lines .....                 | XXX  | XXX                            | XXX  | XXX  | XXX  | XXX                                | XXX                              | XXX  | XXX  | XXX  | XXX  | XXX                                   |
| 34.                  | Aggregate Write-Ins for Other Lines of Business .....               | 0  | 0                              | 0  | 0  | 0  | 0                                  | 0                                | 0  | 0  | 0  | 0  | 0                                     |
| 35.                  | Total (a) .....   | 3,671,034  | 3,562,640                      | 0  | 1,323,968                                    | 1,635,681  | 2,372,116                          | 3,579,316                        | 43,240   | 189,021  | 490,474  | 413,344  | (8)                                   |
| DETAILS OF WRITE-INS |   |  |                                |  |  |  |                                    |                                  |  |  |  |  |                                       |
| 3401.                | .....   |  |                                |  |  |  |                                    |                                  |  |  |  |  |                                       |
| 3402.                | .....   |  |                                |  |  |  |                                    |                                  |  |  |  |  |                                       |
| 3403.                | .....   |  |                                |  |  |  |                                    |                                  |  |  |  |  |                                       |
| 3498.                | Summary of remaining write-ins for Line 34 from overflow page ..... | 0  | 0                              | 0  | 0  | 0  | 0                                  | 0                                | 0  | 0  | 0  | 0  | 0                                     |
| 3499.                | Totals (Lines 3401 thru 3403 plus 3498)(Line 34 above) .....        | 0  | 0                              | 0  | 0  | 0  | 0                                  | 0                                | 0  | 0  | 0  | 0  | 0                                     |

(a) Finance and service charges not included in Lines 1 to 35 \$ .....0  
(b) For health business on indicated lines report: Number of persons insured under PPO managed care products .....0 and number of persons insured under indemnity only products .....0 .



ANNUAL STATEMENT FOR THE YEAR 2023 OF THE VANLINER INSURANCE COMPANY  
EXHIBIT OF PREMIUMS AND LOSSES (Statutory Page 14)

NAIC Group Code 0084 BUSINESS IN THE STATE OF Oklahoma DURING THE YEAR 2023 NAIC Company Code 21172

| Line of Business     |   | Gross Premiums, Including Policy and Membership Fees, Less Return Premiums and Premiums on Policies not Taken |                        | 3  | 4                                | 5                                      | 6                      | 7                    | 8  | 9  | 10   | 11                                 | 12                       |
|----------------------|---|---|------------------------|--|----------------------------------|--|------------------------|----------------------|--|--|--|------------------------------------|--------------------------|
|                      |   | 1   | 2                      |  |                                  |  |                        |                      |  |  |  |                                    |                          |
|                      |   | Direct Premiums Written   | Direct Premiums Earned | Dividends Paid or Credited to Policyholders on Direct Business | Direct Unearned Premium Reserves | Direct Losses Paid (deducting salvage) | Direct Losses Incurred | Direct Losses Unpaid | Direct Defense and Cost Containment Expense Paid | Direct Defense and Cost Containment Expense Incurred | Direct Defense and Cost Containment Expense Unpaid | Commissions and Brokerage Expenses | Taxes, Licenses and Fees |
| 1.                   | Fire .....  | 0   | 0                      | 0  | 0                                | 0                                      | 0                      | 0                    | 0  | 0  | 0  | 0                                  | 0                        |
| 2.1                  | Allied Lines .....  | 0   | 0                      | 0  | 0                                | 0                                      | 0                      | 0                    | 0  | 0  | 0  | 0                                  | 0                        |
| 2.2                  | Multiple Peril Crop .....   | 0   | 0                      | 0  | 0                                | 0                                      | 0                      | 0                    | 0  | 0  | 0  | 0                                  | 0                        |
| 2.3                  | Federal Flood .....   | 0   | 0                      | 0  | 0                                | 0                                      | 0                      | 0                    | 0  | 0  | 0  | 0                                  | 0                        |
| 2.4                  | Private Crop .....  | 0   | 0                      | 0  | 0                                | 0                                      | 0                      | 0                    | 0  | 0  | 0  | 0                                  | 0                        |
| 2.5                  | Private Flood .....   | 0   | 0                      | 0  | 0                                | 0                                      | 0                      | 0                    | 0  | 0  | 0  | 0                                  | 0                        |
| 3.                   | Farmowners Multiple Peril .....                                     | 0   | 0                      | 0  | 0                                | 0                                      | 0                      | 0                    | 0  | 0  | 0  | 0                                  | 0                        |
| 4.                   | Homeowners Multiple Peril .....                                     | 0   | 0                      | 0  | 0                                | 0                                      | 0                      | 0                    | 0  | 0  | 0  | 0                                  | 0                        |
| 5.1                  | Commercial Multiple Peril (Non-Liability Portion) .....             | 52,545  | 65,683                 | 0  | 37,558                           | 0                                      | 158                    | 18,064               | 0  | 6,949  | 8,552  | 7,633                              | 0                        |
| 5.2                  | Commercial Multiple Peril (Liability Portion) .....                 | 0   | 0                      | 0  | 0                                | 0                                      | 0                      | 0                    | 0  | 0  | 0  | 0                                  | 0                        |
| 6.                   | Mortgage Guaranty .....   | 0   | 0                      | 0  | 0                                | 0                                      | 0                      | 0                    | 0  | 0  | 0  | 0                                  | 0                        |
| 8.                   | Ocean Marine .....  | 0   | 0                      | 0  | 0                                | 0                                      | 0                      | 0                    | 0  | 0  | 0  | 0                                  | 0                        |
| 9.                   | Inland Marine .....   | 3,145   | 4,179                  | 0  | 2,171                            | 0                                      | 84                     | 384                  | 0  | (48)   | 25   | 377                                | 0                        |
| 10.                  | Financial Guaranty .....  | 0   | 0                      | 0  | 0                                | 0                                      | 0                      | 0                    | 0  | 0  | 0  | 0                                  | 0                        |
| 11.1                 | Medical Professional Liability - Occurrence .....                   | 0   | 0                      | 0  | 0                                | 0                                      | 0                      | 0                    | 0  | 0  | 0  | 0                                  | 0                        |
| 11.2                 | Medical Professional Liability - Claims-Made .....                  | 0   | 0                      | 0  | 0                                | 0                                      | 0                      | 0                    | 0  | 0  | 0  | 0                                  | 0                        |
| 12.                  | Earthquake .....  | 0   | 0                      | 0  | 0                                | 0                                      | 0                      | 0                    | 0  | 0  | 0  | 0                                  | 0                        |
| 13.1                 | Comprehensive (hospital and medical) ind (b) .....                  | 0   | 0                      | 0  | 0                                | 0                                      | 0                      | 0                    | 0  | 0  | 0  | 0                                  | 0                        |
| 13.2                 | Comprehensive (hospital and medical) group (b) .....                | 0   | 0                      | 0  | 0                                | 0                                      | 0                      | 0                    | 0  | 0  | 0  | 0                                  | 0                        |
| 14.                  | Credit A&H (Group and Individual) .....                             | 0   | 0                      | 0  | 0                                | 0                                      | 0                      | 0                    | 0  | 0  | 0  | 0                                  | 0                        |
| 15.1                 | Vision Only (b).....  | 0   | 0                      | 0  | 0                                | 0                                      | 0                      | 0                    | 0  | 0  | 0  | 0                                  | 0                        |
| 15.2                 | Dental Only (b) .....   | 0   | 0                      | 0  | 0                                | 0                                      | 0                      | 0                    | 0  | 0  | 0  | 0                                  | 0                        |
| 15.3                 | Disability Income (b) .....   | 0   | 0                      | 0  | 0                                | 0                                      | 0                      | 0                    | 0  | 0  | 0  | 0                                  | 0                        |
| 15.4                 | Medicare Supplement (b) .....                                       | 0   | 0                      | 0  | 0                                | 0                                      | 0                      | 0                    | 0  | 0  | 0  | 0                                  | 0                        |
| 15.5                 | Medicaid Title XIX (b) .....  | 0   | 0                      | 0  | 0                                | 0                                      | 0                      | 0                    | 0  | 0  | 0  | 0                                  | 0                        |
| 15.6                 | Medicare Title XVIII (b).....                                       | 0   | 0                      | 0  | 0                                | 0                                      | 0                      | 0                    | 0  | 0  | 0  | 0                                  | 0                        |
| 15.7                 | Long-Term Care (b) .....  | 0   | 0                      | 0  | 0                                | 0                                      | 0                      | 0                    | 0  | 0  | 0  | 0                                  | 0                        |
| 15.8                 | Federal Employees Health Benefits Plan (b) .....                    | 0   | 0                      | 0  | 0                                | 0                                      | 0                      | 0                    | 0  | 0  | 0  | 0                                  | 0                        |
| 15.9                 | Other Health (b) .....  | 0   | 0                      | 0  | 0                                | 0                                      | 0                      | 0                    | 0  | 0  | 0  | 0                                  | 0                        |
| 16.                  | Workers' Compensation .....   | 701,998   | 721,294                | 0  | 289,681                          | 100,865                                | 136,428                | 1,093,775            | 45,183   | 5,709  | 157,544  | 45,857                             | 5                        |
| 17.1                 | Other Liability - Occurrence .....                                  | 90,582  | 117,362                | 0  | 63,019                           | 42,620                                 | 20,884                 | 109,389              | 0  | 7,474  | 23,508   | 7,785                              | 0                        |
| 17.2                 | Other Liability - Claims-Made .....                                 | 500   | 500                    | 0  | 376                              | 0                                      | 941                    | 2,870                | 0  | 154  | 506  | 44                                 | 0                        |
| 17.3                 | Excess Workers' Compensation .....                                  | 0   | 0                      | 0  | 0                                | 0                                      | 0                      | 0                    | 0  | 0  | 0  | 0                                  | 0                        |
| 18.1                 | Products Liability - Occurrence .....                               | 0   | 0                      | 0  | 0                                | 0                                      | 0                      | 0                    | 0  | 0  | 0  | 0                                  | 0                        |
| 18.2                 | Products Liability - Claims-Made .....                              | 0   | 0                      | 0  | 0                                | 0                                      | 0                      | 0                    | 0  | 0  | 0  | 0                                  | 0                        |
| 19.1                 | Private Passenger Auto No-Fault (Personal Injury Protection) .....  | 0   | 0                      | 0  | 0                                | 0                                      | 0                      | 0                    | 0  | 0  | 0  | 0                                  | 0                        |
| 19.2                 | Other Private Passenger Auto Liability .....                        | 0   | 0                      | 0  | 0                                | 0                                      | 0                      | 0                    | 0  | 0  | 0  | 0                                  | 0                        |
| 19.3                 | Commercial Auto No-Fault (Personal Injury Protection) .....         | 0   | 0                      | 0  | 0                                | 0                                      | 0                      | 0                    | 0  | 0  | 0  | 0                                  | 0                        |
| 19.4                 | Other Commercial Auto Liability .....                               | 146,743   | 170,035                | 0  | 97,648                           | 90,146                                 | (11,524)               | 180,019              | 0  | 1,267  | 26,385   | 12,153                             | 0                        |
| 21.1                 | Private Passenger Auto Physical Damage .....                        | 0   | 0                      | 0  | 0                                | 0                                      | 0                      | 0                    | 0  | 0  | 0  | 0                                  | 0                        |
| 21.2                 | Commercial Auto Physical Damage .....                               | 48,158  | 56,110                 | 0  | 31,983                           | 92,452                                 | 86,111                 | 6,836                | 0  | (873)  | 1,758  | 3,835                              | 0                        |
| 22.                  | Aircraft (all perils) .....   | 0   | 0                      | 0  | 0                                | 0                                      | 0                      | 0                    | 0  | 0  | 0  | 0                                  | 0                        |
| 23.                  | Fidelity .....  | 0   | 0                      | 0  | 0                                | 0                                      | 0                      | 0                    | 0  | 0  | 0  | 0                                  | 0                        |
| 24.                  | Surety .....  | 0   | 0                      | 0  | 0                                | 0                                      | 0                      | 0                    | 0  | 0  | 0  | 0                                  | 0                        |
| 26.                  | Burglary and Theft .....  | 0   | 0                      | 0  | 0                                | 0                                      | 0                      | 0                    | 0  | 0  | 0  | 0                                  | 0                        |
| 27.                  | Boiler and Machinery .....  | 0   | 0                      | 0  | 0                                | 0                                      | 0                      | 0                    | 0  | 0  | 0  | 0                                  | 0                        |
| 28.                  | Credit .....  | 0   | 0                      | 0  | 0                                | 0                                      | 0                      | 0                    | 0  | 0  | 0  | 0                                  | 0                        |
| 29.                  | International .....   | 0   | 0                      | 0  | 0                                | 0                                      | 0                      | 0                    | 0  | 0  | 0  | 0                                  | 0                        |
| 30.                  | Warranty .....  | 0   | 0                      | 0  | 0                                | 0                                      | 0                      | 0                    | 0  | 0  | 0  | 0                                  | 0                        |
| 31.                  | Reins nonproportional assumed property .....                        | XXX   | XXX                    | XXX  | XXX                              | XXX                                    | XXX                    | XXX                  | XXX  | XXX  | XXX  | XXX                                | XXX                      |
| 32.                  | Reins nonproportional assumed liability .....                       | XXX   | XXX                    | XXX  | XXX                              | XXX                                    | XXX                    | XXX                  | XXX  | XXX  | XXX  | XXX                                | XXX                      |
| 33.                  | Reins nonproportional assumed financial lines .....                 | XXX   | XXX                    | XXX  | XXX                              | XXX                                    | XXX                    | XXX                  | XXX  | XXX  | XXX  | XXX                                | XXX                      |
| 34.                  | Aggregate Write-Ins for Other Lines of Business .....               | 0   | 0                      | 0  | 0                                | 0                                      | 0                      | 0                    | 0  | 0  | 0  | 0                                  | 0                        |
| 35.                  | Total (a) .....   | 1,043,671   | 1,135,163              | 0  | 522,436                          | 326,083                                | 233,082                | 1,411,338            | 45,183   | 20,631   | 218,278  | 77,685                             | 5                        |
| DETAILS OF WRITE-INS |   |   |                        |  |                                  |  |                        |                      |  |  |  |                                    |                          |
| 3401.                | .....   |   |                        |  |                                  |  |                        |                      |  |  |  |                                    |                          |
| 3402.                | .....   |   |                        |  |                                  |  |                        |                      |  |  |  |                                    |                          |
| 3403.                | .....   |   |                        |  |                                  |  |                        |                      |  |  |  |                                    |                          |
| 3498.                | Summary of remaining write-ins for Line 34 from overflow page ..... | 0   | 0                      | 0  | 0                                | 0                                      | 0                      | 0                    | 0  | 0  | 0  | 0                                  | 0                        |
| 3499.                | Totals (Lines 3401 thru 3403 plus 3498)(Line 34 above) .....        | 0   | 0                      | 0  | 0                                | 0                                      | 0                      | 0                    | 0  | 0  | 0  | 0                                  | 0                        |

(a) Finance and service charges not included in Lines 1 to 35 \$ .....0  
(b) For health business on indicated lines report: Number of persons insured under PPO managed care products .....0 and number of persons insured under indemnity only products .....0 .



ANNUAL STATEMENT FOR THE YEAR 2023 OF THE VANLINER INSURANCE COMPANY  
EXHIBIT OF PREMIUMS AND LOSSES (Statutory Page 14)

NAIC Group Code 0084 BUSINESS IN THE STATE OF Oregon DURING THE YEAR 2023 NAIC Company Code 21172

| Line of Business     |   | Gross Premiums, Including Policy and Membership Fees, Less Return Premiums and Premiums on Policies not Taken |                        | 3  | 4                                | 5                                      | 6                      | 7                    | 8  | 9  | 10   | 11                                 | 12                       |
|----------------------|---|---|------------------------|--|----------------------------------|--|------------------------|----------------------|--|--|--|------------------------------------|--------------------------|
|                      |   | 1   | 2                      |  |                                  |  |                        |                      |  |  |  |                                    |                          |
|                      |   | Direct Premiums Written   | Direct Premiums Earned | Dividends Paid or Credited to Policyholders on Direct Business | Direct Unearned Premium Reserves | Direct Losses Paid (deducting salvage) | Direct Losses Incurred | Direct Losses Unpaid | Direct Defense and Cost Containment Expense Paid | Direct Defense and Cost Containment Expense Incurred | Direct Defense and Cost Containment Expense Unpaid | Commissions and Brokerage Expenses | Taxes, Licenses and Fees |
| 1.                   | Fire .....  | 0   | 0                      | 0  | 0                                | 0                                      | 0                      | 0                    | 0  | 0  | 0  | 0                                  | 0                        |
| 2.1                  | Allied Lines .....  | 0   | 0                      | 0  | 0                                | 0                                      | 0                      | 0                    | 0  | 0  | 0  | 0                                  | 0                        |
| 2.2                  | Multiple Peril Crop .....   | 0   | 0                      | 0  | 0                                | 0                                      | 0                      | 0                    | 0  | 0  | 0  | 0                                  | 0                        |
| 2.3                  | Federal Flood .....   | 0   | 0                      | 0  | 0                                | 0                                      | 0                      | 0                    | 0  | 0  | 0  | 0                                  | 0                        |
| 2.4.                 | Private Crop .....  | 0   | 0                      | 0  | 0                                | 0                                      | 0                      | 0                    | 0  | 0  | 0  | 0                                  | 0                        |
| 2.5                  | Private Flood .....   | 0   | 0                      | 0  | 0                                | 0                                      | 0                      | 0                    | 0  | 0  | 0  | 0                                  | 0                        |
| 3.                   | Farmowners Multiple Peril .....                                     | 0   | 0                      | 0  | 0                                | 0                                      | 0                      | 0                    | 0  | 0  | 0  | 0                                  | 0                        |
| 4.                   | Homeowners Multiple Peril .....                                     | 0   | 0                      | 0  | 0                                | 0                                      | 0                      | 0                    | 0  | 0  | 0  | 0                                  | 0                        |
| 5.1                  | Commercial Multiple Peril (Non-Liability Portion) .....             | 23,025  | 32,526                 | 0  | 15,377                           | 0                                      | (5,872)                | 13,824               | 0  | 4,782  | 6,545  | 2,391                              | 0                        |
| 5.2                  | Commercial Multiple Peril (Liability Portion) .....                 | 7,513   | 3,144                  | 0  | 4,545                            | 0                                      | (3,423)                | 1,505                | 907  | (170)  | 4,207  | 873                                | 0                        |
| 6.                   | Mortgage Guaranty .....   | 0   | 0                      | 0  | 0                                | 0                                      | 0                      | 0                    | 0  | 0  | 0  | 0                                  | 0                        |
| 8.                   | Ocean Marine .....  | 0   | 0                      | 0  | 0                                | 0                                      | 0                      | 0                    | 0  | 0  | 0  | 0                                  | 0                        |
| 9.                   | Inland Marine .....   | 8,908   | 10,896                 | 0  | 7,780                            | 0                                      | 220                    | 893                  | 0  | (105)  | 57   | 1,279                              | 0                        |
| 10.                  | Financial Guaranty .....  | 0   | 0                      | 0  | 0                                | 0                                      | 0                      | 0                    | 0  | 0  | 0  | 0                                  | 0                        |
| 11.1                 | Medical Professional Liability - Occurrence .....                   | 0   | 0                      | 0  | 0                                | 0                                      | 0                      | 0                    | 0  | 0  | 0  | 0                                  | 0                        |
| 11.2                 | Medical Professional Liability - Claims-Made .....                  | 0   | 0                      | 0  | 0                                | 0                                      | 0                      | 0                    | 0  | 0  | 0  | 0                                  | 0                        |
| 12.                  | Earthquake .....  | 0   | 0                      | 0  | 0                                | 0                                      | 0                      | 0                    | 0  | 0  | 0  | 0                                  | 0                        |
| 13.1                 | Comprehensive (hospital and medical) ind (b) .....                  | 0   | 0                      | 0  | 0                                | 0                                      | 0                      | 0                    | 0  | 0  | 0  | 0                                  | 0                        |
| 13.2                 | Comprehensive (hospital and medical) group (b) .....                | 0   | 0                      | 0  | 0                                | 0                                      | 0                      | 0                    | 0  | 0  | 0  | 0                                  | 0                        |
| 14.                  | Credit A&H (Group and Individual) .....                             | 0   | 0                      | 0  | 0                                | 0                                      | 0                      | 0                    | 0  | 0  | 0  | 0                                  | 0                        |
| 15.1                 | Vision Only (b).....  | 0   | 0                      | 0  | 0                                | 0                                      | 0                      | 0                    | 0  | 0  | 0  | 0                                  | 0                        |
| 15.2                 | Dental Only (b) .....   | 0   | 0                      | 0  | 0                                | 0                                      | 0                      | 0                    | 0  | 0  | 0  | 0                                  | 0                        |
| 15.3                 | Disability Income (b) .....   | 0   | 0                      | 0  | 0                                | 0                                      | 0                      | 0                    | 0  | 0  | 0  | 0                                  | 0                        |
| 15.4                 | Medicare Supplement (b) .....                                       | 0   | 0                      | 0  | 0                                | 0                                      | 0                      | 0                    | 0  | 0  | 0  | 0                                  | 0                        |
| 15.5                 | Medicaid Title XIX (b) .....  | 0   | 0                      | 0  | 0                                | 0                                      | 0                      | 0                    | 0  | 0  | 0  | 0                                  | 0                        |
| 15.6                 | Medicare Title XVIII (b).....                                       | 0   | 0                      | 0  | 0                                | 0                                      | 0                      | 0                    | 0  | 0  | 0  | 0                                  | 0                        |
| 15.7                 | Long-Term Care (b) .....  | 0   | 0                      | 0  | 0                                | 0                                      | 0                      | 0                    | 0  | 0  | 0  | 0                                  | 0                        |
| 15.8                 | Federal Employees Health Benefits Plan (b) .....                    | 0   | 0                      | 0  | 0                                | 0                                      | 0                      | 0                    | 0  | 0  | 0  | 0                                  | 0                        |
| 15.9                 | Other Health (b) .....  | 0   | 0                      | 0  | 0                                | 0                                      | 0                      | 0                    | 0  | 0  | 0  | 0                                  | 0                        |
| 16.                  | Workers' Compensation .....   | 775,032   | 762,483                | 0  | 410,928                          | 250,996                                | 436,750                | 763,276              | 56,707   | 66,977   | 109,369  | 28,794                             | 0                        |
| 17.1                 | Other Liability - Occurrence .....                                  | 99,872  | 127,520                | 0  | 90,917                           | 33,373                                 | 12,364                 | 140,427              | 0  | 8,032  | 27,969   | 7,552                              | 0                        |
| 17.2                 | Other Liability - Claims-Made .....                                 | 500   | 500                    | 0  | 376                              | 0                                      | (1,931)                | 2,877                | 0  | (371)  | 508  | 43                                 | 0                        |
| 17.3                 | Excess Workers' Compensation .....                                  | 0   | 0                      | 0  | 0                                | 0                                      | 0                      | 0                    | 0  | 0  | 0  | 0                                  | 0                        |
| 18.1                 | Products Liability - Occurrence .....                               | 0   | 0                      | 0  | 0                                | 0                                      | 0                      | 0                    | 0  | 0  | 0  | 0                                  | 0                        |
| 18.2                 | Products Liability - Claims-Made .....                              | 0   | 0                      | 0  | 0                                | 0                                      | 0                      | 0                    | 0  | 0  | 0  | 0                                  | 0                        |
| 19.1                 | Private Passenger Auto No-Fault (Personal Injury Protection) .....  | 0   | 0                      | 0  | 0                                | 0                                      | 0                      | 0                    | 0  | 0  | 0  | 0                                  | 0                        |
| 19.2                 | Other Private Passenger Auto Liability .....                        | 0   | 0                      | 0  | 0                                | 0                                      | 0                      | 0                    | 0  | 0  | 0  | 0                                  | 0                        |
| 19.3                 | Commercial Auto No-Fault (Personal Injury Protection) .....         | 143   | 163                    | 0  | 92                               | 0                                      | (1)                    | 1                    | 0  | 0  | 0  | 7                                  | 0                        |
| 19.4                 | Other Commercial Auto Liability .....                               | 975,770   | 873,763                | 0  | 458,185                          | 236,095                                | 398,475                | 533,303              | 0  | 30,452   | 80,708   | 29,106                             | (84)                     |
| 21.1                 | Private Passenger Auto Physical Damage .....                        | 0   | 0                      | 0  | 0                                | 0                                      | 0                      | 0                    | 0  | 0  | 0  | 0                                  | 0                        |
| 21.2                 | Commercial Auto Physical Damage .....                               | 161,381   | 212,980                | 0  | 49,702                           | 37,593                                 | 23,807                 | 20,650               | 0  | (998)  | 5,312  | 7,391                              | 0                        |
| 22.                  | Aircraft (all perils) .....   | 0   | 0                      | 0  | 0                                | 0                                      | 0                      | 0                    | 0  | 0  | 0  | 0                                  | 0                        |
| 23.                  | Fidelity .....  | 0   | 0                      | 0  | 0                                | 0                                      | 0                      | 0                    | 0  | 0  | 0  | 0                                  | 0                        |
| 24.                  | Surety .....  | 0   | 0                      | 0  | 0                                | 0                                      | 0                      | 0                    | 0  | 0  | 0  | 0                                  | 0                        |
| 26.                  | Burglary and Theft .....  | 0   | 0                      | 0  | 0                                | 0                                      | 0                      | 0                    | 0  | 0  | 0  | 0                                  | 0                        |
| 27.                  | Boiler and Machinery .....  | 0   | 0                      | 0  | 0                                | 0                                      | 0                      | 0                    | 0  | 0  | 0  | 0                                  | 0                        |
| 28.                  | Credit .....  | 0   | 0                      | 0  | 0                                | 0                                      | 0                      | 0                    | 0  | 0  | 0  | 0                                  | 0                        |
| 29.                  | International .....   | 0   | 0                      | 0  | 0                                | 0                                      | 0                      | 0                    | 0  | 0  | 0  | 0                                  | 0                        |
| 30.                  | Warranty .....  | 0   | 0                      | 0  | 0                                | 0                                      | 0                      | 0                    | 0  | 0  | 0  | 0                                  | 0                        |
| 31.                  | Reins nonproportional assumed property .....                        | XXX   | XXX                    | XXX  | XXX                              | XXX                                    | XXX                    | XXX                  | XXX  | XXX  | XXX  | XXX                                | XXX                      |
| 32.                  | Reins nonproportional assumed liability .....                       | XXX   | XXX                    | XXX  | XXX                              | XXX                                    | XXX                    | XXX                  | XXX  | XXX  | XXX  | XXX                                | XXX                      |
| 33.                  | Reins nonproportional assumed financial lines .....                 | XXX   | XXX                    | XXX  | XXX                              | XXX                                    | XXX                    | XXX                  | XXX  | XXX  | XXX  | XXX                                | XXX                      |
| 34.                  | Aggregate Write-Ins for Other Lines of Business .....               | 0   | 0                      | 0  | 0                                | 0                                      | 0                      | 0                    | 0  | 0  | 0  | 0                                  | 0                        |
| 35.                  | Total (a) .....   | 2,052,143   | 2,023,975              | 0  | 1,037,903                        | 558,056                                | 860,389                | 1,476,758            | 57,613   | 108,598  | 234,675  | 77,435                             | (84)                     |
| DETAILS OF WRITE-INS |   |   |                        |  |                                  |  |                        |                      |  |  |  |                                    |                          |
| 3401.                | .....   |   |                        |  |                                  |  |                        |                      |  |  |  |                                    |                          |
| 3402.                | .....   |   |                        |  |                                  |  |                        |                      |  |  |  |                                    |                          |
| 3403.                | .....   |   |                        |  |                                  |  |                        |                      |  |  |  |                                    |                          |
| 3498.                | Summary of remaining write-ins for Line 34 from overflow page ..... | 0   | 0                      | 0  | 0                                | 0                                      | 0                      | 0                    | 0  | 0  | 0  | 0                                  | 0                        |
| 3499.                | Totals (Lines 3401 thru 3403 plus 3498)(Line 34 above) .....        | 0   | 0                      | 0  | 0                                | 0                                      | 0                      | 0                    | 0  | 0  | 0  | 0                                  | 0                        |

(a) Finance and service charges not included in Lines 1 to 35 \$ .....0  
(b) For health business on indicated lines report: Number of persons insured under PPO managed care products .....0 and number of persons insured under indemnity only products .....0 .



ANNUAL STATEMENT FOR THE YEAR 2023 OF THE VANLINER INSURANCE COMPANY

EXHIBIT OF PREMIUMS AND LOSSES (Statutory Page 14)

NAIC Group Code 0084 BUSINESS IN THE STATE OF Pennsylvania DURING THE YEAR 2023 NAIC Company Code 21172

| Line of Business     |   | Gross Premiums, Including<br>Policy and Membership Fees,<br>Less Return Premiums and<br>Premiums on Policies not Taken |                                | 3<br><br>Dividends Paid<br>or Credited to<br>Policyholders<br>on Direct Business | 4<br><br>Direct Unearned<br>Premium Reserves | 5<br><br>Direct Losses Paid<br>(deducting salvage) | 6<br><br>Direct Losses<br>Incurred | 7<br><br>Direct<br>Losses Unpaid | 8<br><br>Direct Defense<br>and Cost<br>Containment<br>Expense Paid | 9<br><br>Direct Defense<br>and Cost<br>Containment<br>Expense Incurred | 10<br><br>Direct Defense<br>and Cost<br>Containment<br>Expense<br>Unpaid | 11<br><br>Commissions<br>and Brokerage<br>Expenses | 12<br><br>Taxes, Licenses<br>and Fees |
|----------------------|---|--|--------------------------------|--|--|--|------------------------------------|----------------------------------|--|--|--|--|---------------------------------------|
|                      |   | 1<br>Direct Premiums<br>Written  | 2<br>Direct Premiums<br>Earned |  |  |  |                                    |                                  |  |  |  |  |                                       |
| 1.                   | Fire .....  | 0  | 0                              | 0  | 0  | 0  | 0                                  | 0                                | 0  | 0  | 0  | 0  | 0                                     |
| 2.1                  | Allied Lines .....  | 0  | 0                              | 0  | 0  | 0  | 0                                  | 0                                | 0  | 0  | 0  | 0  | 0                                     |
| 2.2                  | Multiple Peril Crop .....   | 0  | 0                              | 0  | 0  | 0  | 0                                  | 0                                | 0  | 0  | 0  | 0  | 0                                     |
| 2.3                  | Federal Flood .....   | 0  | 0                              | 0  | 0  | 0  | 0                                  | 0                                | 0  | 0  | 0  | 0  | 0                                     |
| 2.4                  | Private Crop .....  | 0  | 0                              | 0  | 0  | 0  | 0                                  | 0                                | 0  | 0  | 0  | 0  | 0                                     |
| 2.5                  | Private Flood .....   | 0  | 0                              | 0  | 0  | 0  | 0                                  | 0                                | 0  | 0  | 0  | 0  | 0                                     |
| 3.                   | Farmowners Multiple Peril .....                                     | 0  | 0                              | 0  | 0  | 0  | 0                                  | 0                                | 0  | 0  | 0  | 0  | 0                                     |
| 4.                   | Homeowners Multiple Peril .....                                     | 0  | 0                              | 0  | 0  | 0  | 0                                  | 0                                | 0  | 0  | 0  | 0  | 0                                     |
| 5.1                  | Commercial Multiple Peril (Non-Liability Portion) .....             | 60,460   | 58,456                         | 0  | 44,760                                       | 0  | (11,002)                           | 21,206                           | 0  | 7,156  | 10,040   | 8,271  | 0                                     |
| 5.2                  | Commercial Multiple Peril (Liability Portion) .....                 | 64,817   | 65,523                         | 0  | 41,145                                       | 0  | (17,715)                           | 18,815                           | 650  | 282  | 2,269  | 8,748  | 0                                     |
| 6.                   | Mortgage Guaranty .....   | 0  | 0                              | 0  | 0  | 0  | 0                                  | 0                                | 0  | 0  | 0  | 0  | 0                                     |
| 8.                   | Ocean Marine .....  | 0  | 0                              | 0  | 0  | 0  | 0                                  | 0                                | 0  | 0  | 0  | 0  | 0                                     |
| 9.                   | Inland Marine .....   | 13,357   | 16,346                         | 0  | 5,770  | 0  | 10                                 | 1,187                            | 0  | (208)  | 76   | 1,469  | 0                                     |
| 10.                  | Financial Guaranty .....  | 0  | 0                              | 0  | 0  | 0  | 0                                  | 0                                | 0  | 0  | 0  | 0  | 0                                     |
| 11.1                 | Medical Professional Liability - Occurrence .....                   | 0  | 0                              | 0  | 0  | 0  | 0                                  | 0                                | 0  | 0  | 0  | 0  | 0                                     |
| 11.2                 | Medical Professional Liability - Claims-Made .....                  | 0  | 0                              | 0  | 0  | 0  | 0                                  | 0                                | 0  | 0  | 0  | 0  | 0                                     |
| 12.                  | Earthquake .....  | 0  | 0                              | 0  | 0  | 0  | 0                                  | 0                                | 0  | 0  | 0  | 0  | 0                                     |
| 13.1                 | Comprehensive (hospital and medical) ind (b) .....                  | 0  | 0                              | 0  | 0  | 0  | 0                                  | 0                                | 0  | 0  | 0  | 0  | 0                                     |
| 13.2                 | Comprehensive (hospital and medical) group (b) .....                | 0  | 0                              | 0  | 0  | 0  | 0                                  | 0                                | 0  | 0  | 0  | 0  | 0                                     |
| 14.                  | Credit A&H (Group and Individual) .....                             | 0  | 0                              | 0  | 0  | 0  | 0                                  | 0                                | 0  | 0  | 0  | 0  | 0                                     |
| 15.1                 | Vision Only (b).....  | 0  | 0                              | 0  | 0  | 0  | 0                                  | 0                                | 0  | 0  | 0  | 0  | 0                                     |
| 15.2                 | Dental Only (b) .....   | 0  | 0                              | 0  | 0  | 0  | 0                                  | 0                                | 0  | 0  | 0  | 0  | 0                                     |
| 15.3                 | Disability Income (b) .....   | 0  | 0                              | 0  | 0  | 0  | 0                                  | 0                                | 0  | 0  | 0  | 0  | 0                                     |
| 15.4                 | Medicare Supplement (b) .....                                       | 0  | 0                              | 0  | 0  | 0  | 0                                  | 0                                | 0  | 0  | 0  | 0  | 0                                     |
| 15.5                 | Medicaid Title XIX (b) .....  | 0  | 0                              | 0  | 0  | 0  | 0                                  | 0                                | 0  | 0  | 0  | 0  | 0                                     |
| 15.6                 | Medicare Title XVIII (b).....                                       | 0  | 0                              | 0  | 0  | 0  | 0                                  | 0                                | 0  | 0  | 0  | 0  | 0                                     |
| 15.7                 | Long-Term Care (b) .....  | 0  | 0                              | 0  | 0  | 0  | 0                                  | 0                                | 0  | 0  | 0  | 0  | 0                                     |
| 15.8                 | Federal Employees Health Benefits Plan (b) .....                    | 0  | 0                              | 0  | 0  | 0  | 0                                  | 0                                | 0  | 0  | 0  | 0  | 0                                     |
| 15.9                 | Other Health (b) .....  | 0  | 0                              | 0  | 0  | 0  | 0                                  | 0                                | 0  | 0  | 0  | 0  | 0                                     |
| 16.                  | Workers' Compensation .....   | 4,823,443  | 4,446,521                      | 0  | 2,088,277                                    | 2,005,425  | 1,983,469                          | 4,938,882                        | 327,452  | 294,793  | 705,592  | 230,760  | (155)                                 |
| 17.1                 | Other Liability - Occurrence .....                                  | 577,598  | 534,161                        | 0  | 315,165                                      | 195,504  | 92,688                             | 454,819                          | 16,348   | 60,757   | 112,382  | 57,167   | 0                                     |
| 17.2                 | Other Liability - Claims-Made .....                                 | 1,500  | 1,499                          | 0  | 1,127  | 0  | (29)                               | 9,570                            | 0  | (65)   | 1,689  | 135  | 0                                     |
| 17.3                 | Excess Workers' Compensation .....                                  | 0  | 0                              | 0  | 0  | 0  | 0                                  | 0                                | 0  | 0  | 0  | 0  | 0                                     |
| 18.1                 | Products Liability - Occurrence .....                               | 0  | 0                              | 0  | 0  | 0  | 0                                  | 0                                | 0  | 0  | 0  | 0  | 0                                     |
| 18.2                 | Products Liability - Claims-Made .....                              | 0  | 0                              | 0  | 0  | 0  | 0                                  | 0                                | 0  | 0  | 0  | 0  | 0                                     |
| 19.1                 | Private Passenger Auto No-Fault (Personal Injury Protection) .....  | 0  | 0                              | 0  | 0  | 0  | 0                                  | 0                                | 0  | 0  | 0  | 0  | 0                                     |
| 19.2                 | Other Private Passenger Auto Liability .....                        | 0  | 0                              | 0  | 0  | 0  | 0                                  | 0                                | 0  | 0  | 0  | 0  | 0                                     |
| 19.3                 | Commercial Auto No-Fault (Personal Injury Protection) .....         | 1,051  | 1,303                          | 0  | 764  | 0  | (13)                               | 10                               | 0  | (3)  | 2  | 105  | 0                                     |
| 19.4                 | Other Commercial Auto Liability .....                               | 610,569  | 649,338                        | 0  | 434,450                                      | 220,813  | (210,259)                          | 730,009                          | 10,355   | (65,522)   | 95,128   | 52,735   | 0                                     |
| 21.1                 | Private Passenger Auto Physical Damage .....                        | 0  | 0                              | 0  | 0  | 0  | 0                                  | 0                                | 0  | 0  | 0  | 0  | 0                                     |
| 21.2                 | Commercial Auto Physical Damage .....                               | 150,194  | 156,544                        | 0  | 164,740                                      | 75,869   | (23,387)                           | 23,695                           | 0  | (7,554)  | 5,717  | 26,427   | 0                                     |
| 22.                  | Aircraft (all perils) .....   | 0  | 0                              | 0  | 0  | 0  | 0                                  | 0                                | 0  | 0  | 0  | 0  | 0                                     |
| 23.                  | Fidelity .....  | 0  | 0                              | 0  | 0  | 0  | 0                                  | 0                                | 0  | 0  | 0  | 0  | 0                                     |
| 24.                  | Surety .....  | 0  | 0                              | 0  | 0  | 0  | 0                                  | 0                                | 0  | 0  | 0  | 0  | 0                                     |
| 26.                  | Burglary and Theft .....  | 0  | 0                              | 0  | 0  | 0  | 0                                  | 0                                | 0  | 0  | 0  | 0  | 0                                     |
| 27.                  | Boiler and Machinery .....  | 0  | 0                              | 0  | 0  | 0  | 0                                  | 0                                | 0  | 0  | 0  | 0  | 0                                     |
| 28.                  | Credit .....  | 0  | 0                              | 0  | 0  | 0  | 0                                  | 0                                | 0  | 0  | 0  | 0  | 0                                     |
| 29.                  | International .....   | 0  | 0                              | 0  | 0  | 0  | 0                                  | 0                                | 0  | 0  | 0  | 0  | 0                                     |
| 30.                  | Warranty .....  | 0  | 0                              | 0  | 0  | 0  | 0                                  | 0                                | 0  | 0  | 0  | 0  | 0                                     |
| 31.                  | Reins nonproportional assumed property .....                        | XXX  | XXX                            | XXX  | XXX  | XXX  | XXX                                | XXX                              | XXX  | XXX  | XXX  | XXX  | XXX                                   |
| 32.                  | Reins nonproportional assumed liability .....                       | XXX  | XXX                            | XXX  | XXX  | XXX  | XXX                                | XXX                              | XXX  | XXX  | XXX  | XXX  | XXX                                   |
| 33.                  | Reins nonproportional assumed financial lines .....                 | XXX  | XXX                            | XXX  | XXX  | XXX  | XXX                                | XXX                              | XXX  | XXX  | XXX  | XXX  | XXX                                   |
| 34.                  | Aggregate Write-Ins for Other Lines of Business .....               | 0  | 0                              | 0  | 0  | 0  | 0                                  | 0                                | 0  | 0  | 0  | 0  | 0                                     |
| 35.                  | Total (a) .....   | 6,302,989  | 5,929,691                      | 0  | 3,096,198                                    | 2,497,612  | 1,813,763                          | 6,198,193                        | 354,805  | 289,638  | 932,894  | 385,817  | (155)                                 |
| DETAILS OF WRITE-INS |   |  |                                |  |  |  |                                    |                                  |  |  |  |  |                                       |
| 3401.                | .....   |  |                                |  |  |  |                                    |                                  |  |  |  |  |                                       |
| 3402.                | .....   |  |                                |  |  |  |                                    |                                  |  |  |  |  |                                       |
| 3403.                | .....   |  |                                |  |  |  |                                    |                                  |  |  |  |  |                                       |
| 3498.                | Summary of remaining write-ins for Line 34 from overflow page ..... | 0  | 0                              | 0  | 0  | 0  | 0                                  | 0                                | 0  | 0  | 0  | 0  | 0                                     |
| 3499.                | Totals (Lines 3401 thru 3403 plus 3498)(Line 34 above) .....        | 0  | 0                              | 0  | 0  | 0  | 0                                  | 0                                | 0  | 0  | 0  | 0  | 0                                     |

(a) Finance and service charges not included in Lines 1 to 35 \$ .....0  
(b) For health business on indicated lines report: Number of persons insured under PPO managed care products .....0 and number of persons insured under indemnity only products .....0 .





ANNUAL STATEMENT FOR THE YEAR 2023 OF THE VANLINER INSURANCE COMPANY  
EXHIBIT OF PREMIUMS AND LOSSES (Statutory Page 14)

NAIC Group Code 0084 BUSINESS IN THE STATE OF Rhode Island DURING THE YEAR 2023 NAIC Company Code 21172

| Line of Business     |   | Gross Premiums, Including<br>Policy and Membership Fees,<br>Less Return Premiums and<br>Premiums on Policies not Taken |                                | 3<br><br>Dividends Paid<br>or Credited to<br>Policyholders<br>on Direct Business | 4<br><br>Direct Unearned<br>Premium Reserves | 5<br><br>Direct Losses Paid<br>(deducting salvage) | 6<br><br>Direct Losses<br>Incurred | 7<br><br>Direct<br>Losses Unpaid | 8<br><br>Direct Defense<br>and Cost<br>Containment<br>Expense Paid | 9<br><br>Direct Defense<br>and Cost<br>Containment<br>Expense Incurred | 10<br><br>Direct Defense<br>and Cost<br>Containment<br>Expense<br>Unpaid | 11<br><br>Commissions<br>and Brokerage<br>Expenses | 12<br><br>Taxes, Licenses<br>and Fees |
|----------------------|---|--|--------------------------------|--|--|--|------------------------------------|----------------------------------|--|--|--|--|---------------------------------------|
|                      |   | 1<br>Direct Premiums<br>Written  | 2<br>Direct Premiums<br>Earned |  |  |  |                                    |                                  |  |  |  |  |                                       |
| 1.                   | Fire .....  | 0  | 0                              | 0  | 0  | 0  | (391)                              | 0                                | 0  | (69)   | 0  | 0  | 0                                     |
| 2.1                  | Allied Lines .....  | 0  | 0                              | 0  | 0  | 0  | (1,050)                            | 0                                | 0  | (185)  | 0  | 0  | 0                                     |
| 2.2                  | Multiple Peril Crop .....   | 0  | 0                              | 0  | 0  | 0  | 0                                  | 0                                | 0  | 0  | 0  | 0  | 0                                     |
| 2.3                  | Federal Flood .....   | 0  | 0                              | 0  | 0  | 0  | 0                                  | 0                                | 0  | 0  | 0  | 0  | 0                                     |
| 2.4.                 | Private Crop .....  | 0  | 0                              | 0  | 0  | 0  | 0                                  | 0                                | 0  | 0  | 0  | 0  | 0                                     |
| 2.5                  | Private Flood .....   | 0  | 0                              | 0  | 0  | 0  | 0                                  | 0                                | 0  | 0  | 0  | 0  | 0                                     |
| 3.                   | Farmowners Multiple Peril .....                                     | 0  | 0                              | 0  | 0  | 0  | 0                                  | 0                                | 0  | 0  | 0  | 0  | 0                                     |
| 4.                   | Homeowners Multiple Peril .....                                     | 0  | 0                              | 0  | 0  | 0  | 0                                  | 0                                | 0  | 0  | 0  | 0  | 0                                     |
| 5.1                  | Commercial Multiple Peril (Non-Liability Portion) .....             | 21,838   | 19,668                         | 0  | 17,595                                       | 0  | (365)                              | 7,441                            | 0  | 2,824  | 3,523  | 3,136  | 0                                     |
| 5.2                  | Commercial Multiple Peril (Liability Portion) .....                 | 13,676   | 12,579                         | 0  | 11,434                                       | 0  | (1,839)                            | 4,865                            | 0  | 126  | 587  | 1,915  | 0                                     |
| 6.                   | Mortgage Guaranty .....   | 0  | 0                              | 0  | 0  | 0  | 0                                  | 0                                | 0  | 0  | 0  | 0  | 0                                     |
| 8.                   | Ocean Marine .....  | 0  | 0                              | 0  | 0  | 0  | 0                                  | 0                                | 0  | 0  | 0  | 0  | 0                                     |
| 9.                   | Inland Marine .....   | 2,159  | 4,553                          | 0  | 1,854  | 2,806  | 2,725                              | 663                              | 0  | (137)  | 43   | 303  | 0                                     |
| 10.                  | Financial Guaranty .....  | 0  | 0                              | 0  | 0  | 0  | 0                                  | 0                                | 0  | 0  | 0  | 0  | 0                                     |
| 11.1                 | Medical Professional Liability - Occurrence .....                   | 0  | 0                              | 0  | 0  | 0  | 0                                  | 0                                | 0  | 0  | 0  | 0  | 0                                     |
| 11.2                 | Medical Professional Liability - Claims-Made .....                  | 0  | 0                              | 0  | 0  | 0  | 0                                  | 0                                | 0  | 0  | 0  | 0  | 0                                     |
| 12.                  | Earthquake .....  | 0  | 0                              | 0  | 0  | 0  | 0                                  | 0                                | 0  | 0  | 0  | 0  | 0                                     |
| 13.1                 | Comprehensive (hospital and medical) ind (b) .....                  | 0  | 0                              | 0  | 0  | 0  | 0                                  | 0                                | 0  | 0  | 0  | 0  | 0                                     |
| 13.2                 | Comprehensive (hospital and medical) group (b) .....                | 0  | 0                              | 0  | 0  | 0  | 0                                  | 0                                | 0  | 0  | 0  | 0  | 0                                     |
| 14.                  | Credit A&H (Group and Individual) .....                             | 0  | 0                              | 0  | 0  | 0  | 0                                  | 0                                | 0  | 0  | 0  | 0  | 0                                     |
| 15.1                 | Vision Only (b).....  | 0  | 0                              | 0  | 0  | 0  | 0                                  | 0                                | 0  | 0  | 0  | 0  | 0                                     |
| 15.2                 | Dental Only (b) .....   | 0  | 0                              | 0  | 0  | 0  | 0                                  | 0                                | 0  | 0  | 0  | 0  | 0                                     |
| 15.3                 | Disability Income (b) .....   | 0  | 0                              | 0  | 0  | 0  | 0                                  | 0                                | 0  | 0  | 0  | 0  | 0                                     |
| 15.4                 | Medicare Supplement (b) .....                                       | 0  | 0                              | 0  | 0  | 0  | 0                                  | 0                                | 0  | 0  | 0  | 0  | 0                                     |
| 15.5                 | Medicaid Title XIX (b) .....  | 0  | 0                              | 0  | 0  | 0  | 0                                  | 0                                | 0  | 0  | 0  | 0  | 0                                     |
| 15.6                 | Medicare Title XVIII (b).....                                       | 0  | 0                              | 0  | 0  | 0  | 0                                  | 0                                | 0  | 0  | 0  | 0  | 0                                     |
| 15.7                 | Long-Term Care (b) .....  | 0  | 0                              | 0  | 0  | 0  | 0                                  | 0                                | 0  | 0  | 0  | 0  | 0                                     |
| 15.8                 | Federal Employees Health Benefits Plan (b) .....                    | 0  | 0                              | 0  | 0  | 0  | 0                                  | 0                                | 0  | 0  | 0  | 0  | 0                                     |
| 15.9                 | Other Health (b) .....  | 0  | 0                              | 0  | 0  | 0  | 0                                  | 0                                | 0  | 0  | 0  | 0  | 0                                     |
| 16.                  | Workers' Compensation .....   | 831,877  | 842,893                        | 0  | 402,272                                      | 435,890  | 683,855                            | 1,340,365                        | 132,398  | 137,449  | 165,795  | 8,840  | 0                                     |
| 17.1                 | Other Liability - Occurrence .....                                  | 13,567   | 85,517                         | 0  | 22,598                                       | 124,941  | (53,695)                           | 172,802                          | 8,935  | (730)  | 37,668   | 2,580  | 0                                     |
| 17.2                 | Other Liability - Claims-Made .....                                 | 0  | 0                              | 0  | 0  | 0  | (743)                              | 399                              | 0  | (138)  | 70   | 0  | 0                                     |
| 17.3                 | Excess Workers' Compensation .....                                  | 0  | 0                              | 0  | 0  | 0  | 0                                  | 0                                | 0  | 0  | 0  | 0  | 0                                     |
| 18.1                 | Products Liability - Occurrence .....                               | 0  | 0                              | 0  | 0  | 0  | 0                                  | 0                                | 0  | 0  | 0  | 0  | 0                                     |
| 18.2                 | Products Liability - Claims-Made .....                              | 0  | 0                              | 0  | 0  | 0  | 0                                  | 0                                | 0  | 0  | 0  | 0  | 0                                     |
| 19.1                 | Private Passenger Auto No-Fault (Personal Injury Protection) .....  | 0  | 0                              | 0  | 0  | 0  | 0                                  | 0                                | 0  | 0  | 0  | 0  | 0                                     |
| 19.2                 | Other Private Passenger Auto Liability .....                        | 0  | 0                              | 0  | 0  | 0  | 0                                  | 0                                | 0  | 0  | 0  | 0  | 0                                     |
| 19.3                 | Commercial Auto No-Fault (Personal Injury Protection) .....         | 0  | 0                              | 0  | 0  | 0  | (2)                                | 0                                | 0  | (1)  | 0  | 0  | 0                                     |
| 19.4                 | Other Commercial Auto Liability .....                               | 122,542  | 188,905                        | 0  | 101,174                                      | 47,891   | 467,906                            | 687,348                          | 7,126  | 13,195   | 42,867   | 16,310   | 0                                     |
| 21.1                 | Private Passenger Auto Physical Damage .....                        | 0  | 0                              | 0  | 0  | 0  | 0                                  | 0                                | 0  | 0  | 0  | 0  | 0                                     |
| 21.2                 | Commercial Auto Physical Damage .....                               | 70,581   | 88,803                         | 0  | 55,310                                       | 48,042   | 45,550                             | 14,305                           | 0  | (961)  | 2,393  | 10,027   | 0                                     |
| 22.                  | Aircraft (all perils) .....   | 0  | 0                              | 0  | 0  | 0  | 0                                  | 0                                | 0  | 0  | 0  | 0  | 0                                     |
| 23.                  | Fidelity .....  | 0  | 0                              | 0  | 0  | 0  | 0                                  | 0                                | 0  | 0  | 0  | 0  | 0                                     |
| 24.                  | Surety .....  | 0  | 0                              | 0  | 0  | 0  | 0                                  | 0                                | 0  | 0  | 0  | 0  | 0                                     |
| 26.                  | Burglary and Theft .....  | 0  | 0                              | 0  | 0  | 0  | 0                                  | 0                                | 0  | 0  | 0  | 0  | 0                                     |
| 27.                  | Boiler and Machinery .....  | 0  | 0                              | 0  | 0  | 0  | (220)                              | 0                                | 0  | (39)   | 0  | 0  | 0                                     |
| 28.                  | Credit .....  | 0  | 0                              | 0  | 0  | 0  | 0                                  | 0                                | 0  | 0  | 0  | 0  | 0                                     |
| 29.                  | International .....   | 0  | 0                              | 0  | 0  | 0  | 0                                  | 0                                | 0  | 0  | 0  | 0  | 0                                     |
| 30.                  | Warranty .....  | 0  | 0                              | 0  | 0  | 0  | 0                                  | 0                                | 0  | 0  | 0  | 0  | 0                                     |
| 31.                  | Reins nonproportional assumed property .....                        | XXX  | XXX                            | XXX  | XXX  | XXX  | XXX                                | XXX                              | XXX  | XXX  | XXX  | XXX  | XXX                                   |
| 32.                  | Reins nonproportional assumed liability .....                       | XXX  | XXX                            | XXX  | XXX  | XXX  | XXX                                | XXX                              | XXX  | XXX  | XXX  | XXX  | XXX                                   |
| 33.                  | Reins nonproportional assumed financial lines .....                 | XXX  | XXX                            | XXX  | XXX  | XXX  | XXX                                | XXX                              | XXX  | XXX  | XXX  | XXX  | XXX                                   |
| 34.                  | Aggregate Write-Ins for Other Lines of Business .....               | 0  | 0                              | 0  | 0  | 0  | 0                                  | 0                                | 0  | 0  | 0  | 0  | 0                                     |
| 35.                  | Total (a) .....   | 1,076,240  | 1,242,919                      | 0  | 612,238                                      | 659,570  | 1,141,729                          | 2,228,187                        | 148,458  | 151,332  | 252,946  | 43,112   | 0                                     |
| DETAILS OF WRITE-INS |   |  |                                |  |  |  |                                    |                                  |  |  |  |  |                                       |
| 3401.                | .....   |  |                                |  |  |  |                                    |                                  |  |  |  |  |                                       |
| 3402.                | .....   |  |                                |  |  |  |                                    |                                  |  |  |  |  |                                       |
| 3403.                | .....   |  |                                |  |  |  |                                    |                                  |  |  |  |  |                                       |
| 3498.                | Summary of remaining write-ins for Line 34 from overflow page ..... | 0  | 0                              | 0  | 0  | 0  | 0                                  | 0                                | 0  | 0  | 0  | 0  | 0                                     |
| 3499.                | Totals (Lines 3401 thru 3403 plus 3498)(Line 34 above) .....        | 0  | 0                              | 0  | 0  | 0  | 0                                  | 0                                | 0  | 0  | 0  | 0  | 0                                     |

(a) Finance and service charges not included in Lines 1 to 35 \$ .....0  
(b) For health business on indicated lines report: Number of persons insured under PPO managed care products .....0 and number of persons insured under indemnity only products .....0 .



ANNUAL STATEMENT FOR THE YEAR 2023 OF THE VANLINER INSURANCE COMPANY

EXHIBIT OF PREMIUMS AND LOSSES (Statutory Page 14)

NAIC Group Code 0084 BUSINESS IN THE STATE OF South Carolina DURING THE YEAR 2023 NAIC Company Code 21172

| Line of Business     |   | Gross Premiums, Including Policy and Membership Fees, Less Return Premiums and Premiums on Policies not Taken |                        | 3  | 4                                | 5                                      | 6                      | 7                    | 8  | 9  | 10   | 11                                 | 12                       |
|----------------------|---|---|------------------------|--|----------------------------------|--|------------------------|----------------------|--|--|--|------------------------------------|--------------------------|
|                      |   | 1   | 2                      |  |                                  |  |                        |                      |  |  |  |                                    |                          |
|                      |   | Direct Premiums Written   | Direct Premiums Earned | Dividends Paid or Credited to Policyholders on Direct Business | Direct Unearned Premium Reserves | Direct Losses Paid (deducting salvage) | Direct Losses Incurred | Direct Losses Unpaid | Direct Defense and Cost Containment Expense Paid | Direct Defense and Cost Containment Expense Incurred | Direct Defense and Cost Containment Expense Unpaid | Commissions and Brokerage Expenses | Taxes, Licenses and Fees |
| 1.                   | Fire .....  | 12,067  | 3,048                  | 0  | 9,019                            | 0                                      | 623                    | 623                  | 0  | 110  | 110  | 1,925                              | 0                        |
| 2.1                  | Allied Lines .....  | 22,027  | 5,570                  | 0  | 16,457                           | 0                                      | 1,139                  | 1,139                | 0  | 201  | 201  | 3,513                              | 0                        |
| 2.2                  | Multiple Peril Crop .....   | 0   | 0                      | 0  | 0                                | 0                                      | 0                      | 0                    | 0  | 0  | 0  | 0                                  | 0                        |
| 2.3                  | Federal Flood .....   | 0   | 0                      | 0  | 0                                | 0                                      | 0                      | 0                    | 0  | 0  | 0  | 0                                  | 0                        |
| 2.4                  | Private Crop .....  | 0   | 0                      | 0  | 0                                | 0                                      | 0                      | 0                    | 0  | 0  | 0  | 0                                  | 0                        |
| 2.5                  | Private Flood .....   | 0   | 0                      | 0  | 0                                | 0                                      | 0                      | 0                    | 0  | 0  | 0  | 0                                  | 0                        |
| 3.                   | Farmowners Multiple Peril .....                                     | 0   | 0                      | 0  | 0                                | 0                                      | 0                      | 0                    | 0  | 0  | 0  | 0                                  | 0                        |
| 4.                   | Homeowners Multiple Peril .....                                     | 0   | 0                      | 0  | 0                                | 0                                      | 0                      | 0                    | 0  | 0  | 0  | 0                                  | 0                        |
| 5.1                  | Commercial Multiple Peril (Non-Liability Portion) .....             | 36,989  | 30,338                 | 0  | 25,068                           | 0                                      | 2,339                  | 7,477                | 0  | 3,080  | 3,540  | 5,636                              | 0                        |
| 5.2                  | Commercial Multiple Peril (Liability Portion) .....                 | 39,739  | 36,441                 | 0  | 27,336                           | 0                                      | 1,543                  | 9,532                | 0  | 600  | 1,150  | 5,259                              | 0                        |
| 6.                   | Mortgage Guaranty .....   | 0   | 0                      | 0  | 0                                | 0                                      | 0                      | 0                    | 0  | 0  | 0  | 0                                  | 0                        |
| 8.                   | Ocean Marine .....  | 0   | 0                      | 0  | 0                                | 0                                      | 0                      | 0                    | 0  | 0  | 0  | 0                                  | 0                        |
| 9.                   | Inland Marine .....   | 9,079   | 12,390                 | 0  | 7,500                            | 7,109                                  | 7,465                  | 1,309                | 0  | (146)  | 84   | 1,320                              | 1                        |
| 10.                  | Financial Guaranty .....  | 0   | 0                      | 0  | 0                                | 0                                      | 0                      | 0                    | 0  | 0  | 0  | 0                                  | 0                        |
| 11.1                 | Medical Professional Liability - Occurrence .....                   | 0   | 0                      | 0  | 0                                | 0                                      | 0                      | 0                    | 0  | 0  | 0  | 0                                  | 0                        |
| 11.2                 | Medical Professional Liability - Claims-Made .....                  | 0   | 0                      | 0  | 0                                | 0                                      | 0                      | 0                    | 0  | 0  | 0  | 0                                  | 0                        |
| 12.                  | Earthquake .....  | 0   | 0                      | 0  | 0                                | 0                                      | 0                      | 0                    | 0  | 0  | 0  | 0                                  | 0                        |
| 13.1                 | Comprehensive (hospital and medical) ind (b) .....                  | 0   | 0                      | 0  | 0                                | 0                                      | 0                      | 0                    | 0  | 0  | 0  | 0                                  | 0                        |
| 13.2                 | Comprehensive (hospital and medical) group (b) .....                | 0   | 0                      | 0  | 0                                | 0                                      | 0                      | 0                    | 0  | 0  | 0  | 0                                  | 0                        |
| 14.                  | Credit A&H (Group and Individual) .....                             | 0   | 0                      | 0  | 0                                | 0                                      | 0                      | 0                    | 0  | 0  | 0  | 0                                  | 0                        |
| 15.1                 | Vision Only (b).....  | 0   | 0                      | 0  | 0                                | 0                                      | 0                      | 0                    | 0  | 0  | 0  | 0                                  | 0                        |
| 15.2                 | Dental Only (b) .....   | 0   | 0                      | 0  | 0                                | 0                                      | 0                      | 0                    | 0  | 0  | 0  | 0                                  | 0                        |
| 15.3                 | Disability Income (b) .....   | 0   | 0                      | 0  | 0                                | 0                                      | 0                      | 0                    | 0  | 0  | 0  | 0                                  | 0                        |
| 15.4                 | Medicare Supplement (b) .....                                       | 0   | 0                      | 0  | 0                                | 0                                      | 0                      | 0                    | 0  | 0  | 0  | 0                                  | 0                        |
| 15.5                 | Medicaid Title XIX (b) .....  | 0   | 0                      | 0  | 0                                | 0                                      | 0                      | 0                    | 0  | 0  | 0  | 0                                  | 0                        |
| 15.6                 | Medicare Title XVIII (b).....                                       | 0   | 0                      | 0  | 0                                | 0                                      | 0                      | 0                    | 0  | 0  | 0  | 0                                  | 0                        |
| 15.7                 | Long-Term Care (b) .....  | 0   | 0                      | 0  | 0                                | 0                                      | 0                      | 0                    | 0  | 0  | 0  | 0                                  | 0                        |
| 15.8                 | Federal Employees Health Benefits Plan (b) .....                    | 0   | 0                      | 0  | 0                                | 0                                      | 0                      | 0                    | 0  | 0  | 0  | 0                                  | 0                        |
| 15.9                 | Other Health (b) .....  | 0   | 0                      | 0  | 0                                | 0                                      | 0                      | 0                    | 0  | 0  | 0  | 0                                  | 0                        |
| 16.                  | Workers' Compensation .....   | 985,937   | 1,116,866              | 0  | 228,537                          | 262,898                                | 118,618                | 1,005,555            | 37,040   | 39,632   | 181,733  | 28,233                             | 0                        |
| 17.1                 | Other Liability - Occurrence .....                                  | 352,124   | 360,377                | 0  | 287,448                          | 279,020                                | 81,159                 | 386,523              | 9,854  | 35,104   | 83,274   | 34,168                             | 0                        |
| 17.2                 | Other Liability - Claims-Made .....                                 | 500   | 500                    | 0  | 376                              | 0                                      | 941                    | 2,870                | 0  | 154  | 506  | 47                                 | 0                        |
| 17.3                 | Excess Workers' Compensation .....                                  | 0   | 0                      | 0  | 0                                | 0                                      | 0                      | 0                    | 0  | 0  | 0  | 0                                  | 0                        |
| 18.1                 | Products Liability - Occurrence .....                               | 0   | 0                      | 0  | 0                                | 0                                      | 0                      | 0                    | 0  | 0  | 0  | 0                                  | 0                        |
| 18.2                 | Products Liability - Claims-Made .....                              | 0   | 0                      | 0  | 0                                | 0                                      | 0                      | 0                    | 0  | 0  | 0  | 0                                  | 0                        |
| 19.1                 | Private Passenger Auto No-Fault (Personal Injury Protection) .....  | 0   | 0                      | 0  | 0                                | 0                                      | 0                      | 0                    | 0  | 0  | 0  | 0                                  | 0                        |
| 19.2                 | Other Private Passenger Auto Liability .....                        | 0   | 0                      | 0  | 0                                | 0                                      | 0                      | 0                    | 0  | 0  | 0  | 0                                  | 0                        |
| 19.3                 | Commercial Auto No-Fault (Personal Injury Protection) .....         | 0   | 0                      | 0  | 0                                | 0                                      | (4)                    | 0                    | 0  | (1)  | 0  | 0                                  | 0                        |
| 19.4                 | Other Commercial Auto Liability .....                               | 1,300,825   | 1,111,997              | 0  | 757,751                          | 1,722,274                              | 1,241,408              | 1,597,395            | 20,829   | 52,152   | 150,333  | 92,749                             | 0                        |
| 21.1                 | Private Passenger Auto Physical Damage .....                        | 0   | 0                      | 0  | 0                                | 0                                      | 0                      | 0                    | 0  | 0  | 0  | 0                                  | 0                        |
| 21.2                 | Commercial Auto Physical Damage .....                               | 227,509   | 327,312                | 0  | 130,193                          | 454,119                                | 262,320                | 39,192               | (1,277)  | (5,600)  | 10,081   | 19,866                             | 0                        |
| 22.                  | Aircraft (all perils) .....   | 0   | 0                      | 0  | 0                                | 0                                      | 0                      | 0                    | 0  | 0  | 0  | 0                                  | 0                        |
| 23.                  | Fidelity .....  | 0   | 0                      | 0  | 0                                | 0                                      | 0                      | 0                    | 0  | 0  | 0  | 0                                  | 0                        |
| 24.                  | Surety .....  | 0   | 0                      | 0  | 0                                | 0                                      | 0                      | 0                    | 0  | 0  | 0  | 0                                  | 0                        |
| 26.                  | Burglary and Theft .....  | 0   | 0                      | 0  | 0                                | 0                                      | 0                      | 0                    | 0  | 0  | 0  | 0                                  | 0                        |
| 27.                  | Boiler and Machinery .....  | 2,863   | 726                    | 0  | 2,137                            | 0                                      | 176                    | 176                  | 0  | 31   | 31   | 456                                | 0                        |
| 28.                  | Credit .....  | 0   | 0                      | 0  | 0                                | 0                                      | 0                      | 0                    | 0  | 0  | 0  | 0                                  | 0                        |
| 29.                  | International .....   | 0   | 0                      | 0  | 0                                | 0                                      | 0                      | 0                    | 0  | 0  | 0  | 0                                  | 0                        |
| 30.                  | Warranty .....  | 0   | 0                      | 0  | 0                                | 0                                      | 0                      | 0                    | 0  | 0  | 0  | 0                                  | 0                        |
| 31.                  | Reins nonproportional assumed property .....                        | XXX   | XXX                    | XXX  | XXX                              | XXX                                    | XXX                    | XXX                  | XXX  | XXX  | XXX  | XXX                                | XXX                      |
| 32.                  | Reins nonproportional assumed liability .....                       | XXX   | XXX                    | XXX  | XXX                              | XXX                                    | XXX                    | XXX                  | XXX  | XXX  | XXX  | XXX                                | XXX                      |
| 33.                  | Reins nonproportional assumed financial lines .....                 | XXX   | XXX                    | XXX  | XXX                              | XXX                                    | XXX                    | XXX                  | XXX  | XXX  | XXX  | XXX                                | XXX                      |
| 34.                  | Aggregate Write-Ins for Other Lines of Business .....               | 0   | 0                      | 0  | 0                                | 0                                      | 0                      | 0                    | 0  | 0  | 0  | 0                                  | 0                        |
| 35.                  | Total (a) .....   | 2,989,658   | 3,005,564              | 0  | 1,489,822                        | 2,725,421                              | 1,717,728              | 3,051,791            | 66,445   | 125,317  | 431,043  | 193,172                            | 1                        |
| DETAILS OF WRITE-INS |   |   |                        |  |                                  |  |                        |                      |  |  |  |                                    |                          |
| 3401.                | .....   |   |                        |  |                                  |  |                        |                      |  |  |  |                                    |                          |
| 3402.                | .....   |   |                        |  |                                  |  |                        |                      |  |  |  |                                    |                          |
| 3403.                | .....   |   |                        |  |                                  |  |                        |                      |  |  |  |                                    |                          |
| 3498.                | Summary of remaining write-ins for Line 34 from overflow page ..... | 0   | 0                      | 0  | 0                                | 0                                      | 0                      | 0                    | 0  | 0  | 0  | 0                                  | 0                        |
| 3499.                | Totals (Lines 3401 thru 3403 plus 3498)(Line 34 above) .....        | 0   | 0                      | 0  | 0                                | 0                                      | 0                      | 0                    | 0  | 0  | 0  | 0                                  | 0                        |

(a) Finance and service charges not included in Lines 1 to 35 \$ 125  
(b) For health business on indicated lines report: Number of persons insured under PPO managed care products 0 and number of persons insured under indemnity only products 0



ANNUAL STATEMENT FOR THE YEAR 2023 OF THE VANLINER INSURANCE COMPANY  
EXHIBIT OF PREMIUMS AND LOSSES (Statutory Page 14)

NAIC Group Code 0084 BUSINESS IN THE STATE OF South Dakota DURING THE YEAR 2023 NAIC Company Code 21172

| Line of Business     |   | Gross Premiums, Including Policy and Membership Fees, Less Return Premiums and Premiums on Policies not Taken |                        | 3  | 4                                | 5                                      | 6                      | 7                    | 8  | 9  | 10   | 11                                 | 12                       |
|----------------------|---|---|------------------------|--|----------------------------------|--|------------------------|----------------------|--|--|--|------------------------------------|--------------------------|
|                      |   | 1   | 2                      |  |                                  |  |                        |                      |  |  |  |                                    |                          |
|                      |   | Direct Premiums Written   | Direct Premiums Earned | Dividends Paid or Credited to Policyholders on Direct Business | Direct Unearned Premium Reserves | Direct Losses Paid (deducting salvage) | Direct Losses Incurred | Direct Losses Unpaid | Direct Defense and Cost Containment Expense Paid | Direct Defense and Cost Containment Expense Incurred | Direct Defense and Cost Containment Expense Unpaid | Commissions and Brokerage Expenses | Taxes, Licenses and Fees |
| 1.                   | Fire .....  | 0   | 0                      | 0  | 0                                | 0                                      | 0                      | 0                    | 0  | 0  | 0  | 0                                  | 0                        |
| 2.1                  | Allied Lines .....  | 0   | 0                      | 0  | 0                                | 0                                      | 0                      | 0                    | 0  | 0  | 0  | 0                                  | 0                        |
| 2.2                  | Multiple Peril Crop .....   | 0   | 0                      | 0  | 0                                | 0                                      | 0                      | 0                    | 0  | 0  | 0  | 0                                  | 0                        |
| 2.3                  | Federal Flood .....   | 0   | 0                      | 0  | 0                                | 0                                      | 0                      | 0                    | 0  | 0  | 0  | 0                                  | 0                        |
| 2.4.                 | Private Crop .....  | 0   | 0                      | 0  | 0                                | 0                                      | 0                      | 0                    | 0  | 0  | 0  | 0                                  | 0                        |
| 2.5                  | Private Flood .....   | 0   | 0                      | 0  | 0                                | 0                                      | 0                      | 0                    | 0  | 0  | 0  | 0                                  | 0                        |
| 3.                   | Farmowners Multiple Peril .....                                     | 0   | 0                      | 0  | 0                                | 0                                      | 0                      | 0                    | 0  | 0  | 0  | 0                                  | 0                        |
| 4.                   | Homeowners Multiple Peril .....                                     | 0   | 0                      | 0  | 0                                | 0                                      | 0                      | 0                    | 0  | 0  | 0  | 0                                  | 0                        |
| 5.1                  | Commercial Multiple Peril (Non-Liability Portion) .....             | 11,664  | 10,725                 | 0  | 7,139                            | 0                                      | (444)                  | 3,443                | 0  | 1,282  | 1,630  | 1,632                              | 0                        |
| 5.2                  | Commercial Multiple Peril (Liability Portion) .....                 | 2,466   | 2,048                  | 0  | 418                              | 0                                      | 281                    | 281                  | 0  | 34   | 34   | 296                                | 0                        |
| 6.                   | Mortgage Guaranty .....   | 0   | 0                      | 0  | 0                                | 0                                      | 0                      | 0                    | 0  | 0  | 0  | 0                                  | 0                        |
| 8.                   | Ocean Marine .....  | 0   | 0                      | 0  | 0                                | 0                                      | 0                      | 0                    | 0  | 0  | 0  | 0                                  | 0                        |
| 9.                   | Inland Marine .....   | 5,269   | 5,823                  | 0  | 91                               | 0                                      | 114                    | 444                  | 0  | (51)   | 28   | 733                                | 0                        |
| 10.                  | Financial Guaranty .....  | 0   | 0                      | 0  | 0                                | 0                                      | 0                      | 0                    | 0  | 0  | 0  | 0                                  | 0                        |
| 11.1                 | Medical Professional Liability - Occurrence .....                   | 0   | 0                      | 0  | 0                                | 0                                      | 0                      | 0                    | 0  | 0  | 0  | 0                                  | 0                        |
| 11.2                 | Medical Professional Liability - Claims-Made .....                  | 0   | 0                      | 0  | 0                                | 0                                      | 0                      | 0                    | 0  | 0  | 0  | 0                                  | 0                        |
| 12.                  | Earthquake .....  | 0   | 0                      | 0  | 0                                | 0                                      | 0                      | 0                    | 0  | 0  | 0  | 0                                  | 0                        |
| 13.1                 | Comprehensive (hospital and medical) ind (b) .....                  | 0   | 0                      | 0  | 0                                | 0                                      | 0                      | 0                    | 0  | 0  | 0  | 0                                  | 0                        |
| 13.2                 | Comprehensive (hospital and medical) group (b) .....                | 0   | 0                      | 0  | 0                                | 0                                      | 0                      | 0                    | 0  | 0  | 0  | 0                                  | 0                        |
| 14.                  | Credit A&H (Group and Individual) .....                             | 0   | 0                      | 0  | 0                                | 0                                      | 0                      | 0                    | 0  | 0  | 0  | 0                                  | 0                        |
| 15.1                 | Vision Only (b).....  | 0   | 0                      | 0  | 0                                | 0                                      | 0                      | 0                    | 0  | 0  | 0  | 0                                  | 0                        |
| 15.2                 | Dental Only (b) .....   | 0   | 0                      | 0  | 0                                | 0                                      | 0                      | 0                    | 0  | 0  | 0  | 0                                  | 0                        |
| 15.3                 | Disability Income (b) .....   | 0   | 0                      | 0  | 0                                | 0                                      | 0                      | 0                    | 0  | 0  | 0  | 0                                  | 0                        |
| 15.4                 | Medicare Supplement (b) .....                                       | 0   | 0                      | 0  | 0                                | 0                                      | 0                      | 0                    | 0  | 0  | 0  | 0                                  | 0                        |
| 15.5                 | Medicaid Title XIX (b) .....  | 0   | 0                      | 0  | 0                                | 0                                      | 0                      | 0                    | 0  | 0  | 0  | 0                                  | 0                        |
| 15.6                 | Medicare Title XVIII (b).....                                       | 0   | 0                      | 0  | 0                                | 0                                      | 0                      | 0                    | 0  | 0  | 0  | 0                                  | 0                        |
| 15.7                 | Long-Term Care (b) .....  | 0   | 0                      | 0  | 0                                | 0                                      | 0                      | 0                    | 0  | 0  | 0  | 0                                  | 0                        |
| 15.8                 | Federal Employees Health Benefits Plan (b) .....                    | 0   | 0                      | 0  | 0                                | 0                                      | 0                      | 0                    | 0  | 0  | 0  | 0                                  | 0                        |
| 15.9                 | Other Health (b) .....  | 0   | 0                      | 0  | 0                                | 0                                      | 0                      | 0                    | 0  | 0  | 0  | 0                                  | 0                        |
| 16.                  | Workers' Compensation .....   | 63,659  | 60,261                 | 0  | 4,874                            | 0                                      | 17,761                 | 21,788               | 0  | 2,779  | 3,536  | 409                                | 0                        |
| 17.1                 | Other Liability - Occurrence .....                                  | 54,777  | 66,987                 | 0  | 3,577                            | 0                                      | (9,664)                | 60,929               | 0  | 4,288  | 13,094   | 6,351                              | 0                        |
| 17.2                 | Other Liability - Claims-Made .....                                 | 0   | 0                      | 0  | 0                                | 0                                      | 0                      | 0                    | 0  | 0  | 0  | 0                                  | 0                        |
| 17.3                 | Excess Workers' Compensation .....                                  | 0   | 0                      | 0  | 0                                | 0                                      | 0                      | 0                    | 0  | 0  | 0  | 0                                  | 0                        |
| 18.1                 | Products Liability - Occurrence .....                               | 0   | 0                      | 0  | 0                                | 0                                      | 0                      | 0                    | 0  | 0  | 0  | 0                                  | 0                        |
| 18.2                 | Products Liability - Claims-Made .....                              | 0   | 0                      | 0  | 0                                | 0                                      | 0                      | 0                    | 0  | 0  | 0  | 0                                  | 0                        |
| 19.1                 | Private Passenger Auto No-Fault (Personal Injury Protection) .....  | 0   | 0                      | 0  | 0                                | 0                                      | 0                      | 0                    | 0  | 0  | 0  | 0                                  | 0                        |
| 19.2                 | Other Private Passenger Auto Liability .....                        | 0   | 0                      | 0  | 0                                | 0                                      | 0                      | 0                    | 0  | 0  | 0  | 0                                  | 0                        |
| 19.3                 | Commercial Auto No-Fault (Personal Injury Protection) .....         | 0   | 0                      | 0  | 0                                | 0                                      | 0                      | 0                    | 0  | 0  | 0  | 0                                  | 0                        |
| 19.4                 | Other Commercial Auto Liability .....                               | 94,779  | 105,104                | 0  | 12,758                           | 5,116                                  | 53,556                 | 127,002              | 0  | 2,994  | 12,003   | 12,159                             | 0                        |
| 21.1                 | Private Passenger Auto Physical Damage .....                        | 0   | 0                      | 0  | 0                                | 0                                      | 0                      | 0                    | 0  | 0  | 0  | 0                                  | 0                        |
| 21.2                 | Commercial Auto Physical Damage .....                               | 33,880  | 38,584                 | 0  | 4,038                            | 34,394                                 | 24,908                 | 3,375                | 0  | (453)  | 868  | 4,353                              | 0                        |
| 22.                  | Aircraft (all perils) .....   | 0   | 0                      | 0  | 0                                | 0                                      | 0                      | 0                    | 0  | 0  | 0  | 0                                  | 0                        |
| 23.                  | Fidelity .....  | 0   | 0                      | 0  | 0                                | 0                                      | 0                      | 0                    | 0  | 0  | 0  | 0                                  | 0                        |
| 24.                  | Surety .....  | 0   | 0                      | 0  | 0                                | 0                                      | 0                      | 0                    | 0  | 0  | 0  | 0                                  | 0                        |
| 26.                  | Burglary and Theft .....  | 0   | 0                      | 0  | 0                                | 0                                      | 0                      | 0                    | 0  | 0  | 0  | 0                                  | 0                        |
| 27.                  | Boiler and Machinery .....  | 0   | 0                      | 0  | 0                                | 0                                      | 0                      | 0                    | 0  | 0  | 0  | 0                                  | 0                        |
| 28.                  | Credit .....  | 0   | 0                      | 0  | 0                                | 0                                      | 0                      | 0                    | 0  | 0  | 0  | 0                                  | 0                        |
| 29.                  | International .....   | 0   | 0                      | 0  | 0                                | 0                                      | 0                      | 0                    | 0  | 0  | 0  | 0                                  | 0                        |
| 30.                  | Warranty .....  | 0   | 0                      | 0  | 0                                | 0                                      | 0                      | 0                    | 0  | 0  | 0  | 0                                  | 0                        |
| 31.                  | Reins nonproportional assumed property .....                        | XXX   | XXX                    | XXX  | XXX                              | XXX                                    | XXX                    | XXX                  | XXX  | XXX  | XXX  | XXX                                | XXX                      |
| 32.                  | Reins nonproportional assumed liability .....                       | XXX   | XXX                    | XXX  | XXX                              | XXX                                    | XXX                    | XXX                  | XXX  | XXX  | XXX  | XXX                                | XXX                      |
| 33.                  | Reins nonproportional assumed financial lines .....                 | XXX   | XXX                    | XXX  | XXX                              | XXX                                    | XXX                    | XXX                  | XXX  | XXX  | XXX  | XXX                                | XXX                      |
| 34.                  | Aggregate Write-Ins for Other Lines of Business .....               | 0   | 0                      | 0  | 0                                | 0                                      | 0                      | 0                    | 0  | 0  | 0  | 0                                  | 0                        |
| 35.                  | Total (a) .....   | 266,494   | 289,531                | 0  | 32,895                           | 39,510                                 | 86,512                 | 217,263              | 0  | 10,873   | 31,194   | 25,932                             | 0                        |
| DETAILS OF WRITE-INS |   |   |                        |  |                                  |  |                        |                      |  |  |  |                                    |                          |
| 3401.                | .....   |   |                        |  |                                  |  |                        |                      |  |  |  |                                    |                          |
| 3402.                | .....   |   |                        |  |                                  |  |                        |                      |  |  |  |                                    |                          |
| 3403.                | .....   |   |                        |  |                                  |  |                        |                      |  |  |  |                                    |                          |
| 3498.                | Summary of remaining write-ins for Line 34 from overflow page ..... | 0   | 0                      | 0  | 0                                | 0                                      | 0                      | 0                    | 0  | 0  | 0  | 0                                  | 0                        |
| 3499.                | Totals (Lines 3401 thru 3403 plus 3498)(Line 34 above) .....        | 0   | 0                      | 0  | 0                                | 0                                      | 0                      | 0                    | 0  | 0  | 0  | 0                                  | 0                        |

(a) Finance and service charges not included in Lines 1 to 35 \$ .....0  
(b) For health business on indicated lines report: Number of persons insured under PPO managed care products .....0 and number of persons insured under indemnity only products .....0 .



ANNUAL STATEMENT FOR THE YEAR 2023 OF THE VANLINER INSURANCE COMPANY  
EXHIBIT OF PREMIUMS AND LOSSES (Statutory Page 14)

NAIC Group Code 0084 BUSINESS IN THE STATE OF Tennessee DURING THE YEAR 2023 NAIC Company Code 21172

| Line of Business     |   | Gross Premiums, Including<br>Policy and Membership Fees,<br>Less Return Premiums and<br>Premiums on Policies not Taken |                                | 3<br><br>Dividends Paid<br>or Credited to<br>Policyholders<br>on Direct Business | 4<br><br>Direct Unearned<br>Premium Reserves | 5<br><br>Direct Losses Paid<br>(deducting salvage) | 6<br><br>Direct Losses<br>Incurred | 7<br><br>Direct<br>Losses Unpaid | 8<br><br>Direct Defense<br>and Cost<br>Containment<br>Expense Paid | 9<br><br>Direct Defense<br>and Cost<br>Containment<br>Expense Incurred | 10<br><br>Direct Defense<br>and Cost<br>Containment<br>Expense<br>Unpaid | 11<br><br>Commissions<br>and Brokerage<br>Expenses | 12<br><br>Taxes, Licenses<br>and Fees |
|----------------------|---|--|--------------------------------|--|--|--|------------------------------------|----------------------------------|--|--|--|--|---------------------------------------|
|                      |   | 1<br>Direct Premiums<br>Written  | 2<br>Direct Premiums<br>Earned |  |  |  |                                    |                                  |  |  |  |  |                                       |
| 1.                   | Fire .....  | 4,329  | 1,076                          | 0  | 3,253  | 0  | 220                                | 220                              | 0  | 39   | 39   | 693  | 0                                     |
| 2.1                  | Allied Lines .....  | 5,316  | 1,322                          | 0  | 3,994  | 0  | 270                                | 270                              | 0  | 48   | 48   | 851  | 0                                     |
| 2.2                  | Multiple Peril Crop .....   | 0  | 0                              | 0  | 0  | 0  | 0                                  | 0                                | 0  | 0  | 0  | 0  | 0                                     |
| 2.3                  | Federal Flood .....   | 0  | 0                              | 0  | 0  | 0  | 0                                  | 0                                | 0  | 0  | 0  | 0  | 0                                     |
| 2.4                  | Private Crop .....  | 0  | 0                              | 0  | 0  | 0  | 0                                  | 0                                | 0  | 0  | 0  | 0  | 0                                     |
| 2.5                  | Private Flood .....   | 0  | 0                              | 0  | 0  | 0  | 0                                  | 0                                | 0  | 0  | 0  | 0  | 0                                     |
| 3.                   | Farmowners Multiple Peril .....                                     | 0  | 0                              | 0  | 0  | 0  | 0                                  | 0                                | 0  | 0  | 0  | 0  | 0                                     |
| 4.                   | Homeowners Multiple Peril .....                                     | 0  | 0                              | 0  | 0  | 0  | 0                                  | 0                                | 0  | 0  | 0  | 0  | 0                                     |
| 5.1                  | Commercial Multiple Peril (Non-Liability Portion) .....             | 14,894   | 23,132                         | 0  | 9,084  | 0  | (3,802)                            | 9,092                            | 0  | 3,150  | 4,304  | 2,167  | 0                                     |
| 5.2                  | Commercial Multiple Peril (Liability Portion) .....                 | 12,469   | 14,152                         | 0  | 4,156  | 0  | 64                                 | 4,415                            | 0  | 233  | 532  | 1,870  | 0                                     |
| 6.                   | Mortgage Guaranty .....   | 0  | 0                              | 0  | 0  | 0  | 0                                  | 0                                | 0  | 0  | 0  | 0  | 0                                     |
| 8.                   | Ocean Marine .....  | 0  | 0                              | 0  | 0  | 0  | 0                                  | 0                                | 0  | 0  | 0  | 0  | 0                                     |
| 9.                   | Inland Marine .....   | 1,867  | 4,551                          | 0  | 826  | 3,523  | 3,622                              | 440                              | 0  | (54)   | 28   | 244  | 0                                     |
| 10.                  | Financial Guaranty .....  | 0  | 0                              | 0  | 0  | 0  | 0                                  | 0                                | 0  | 0  | 0  | 0  | 0                                     |
| 11.1                 | Medical Professional Liability - Occurrence .....                   | 0  | 0                              | 0  | 0  | 0  | 0                                  | 0                                | 0  | 0  | 0  | 0  | 0                                     |
| 11.2                 | Medical Professional Liability - Claims-Made .....                  | 0  | 0                              | 0  | 0  | 0  | 0                                  | 0                                | 0  | 0  | 0  | 0  | 0                                     |
| 12.                  | Earthquake .....  | 0  | 0                              | 0  | 0  | 0  | 0                                  | 0                                | 0  | 0  | 0  | 0  | 0                                     |
| 13.1                 | Comprehensive (hospital and medical) ind (b) .....                  | 0  | 0                              | 0  | 0  | 0  | 0                                  | 0                                | 0  | 0  | 0  | 0  | 0                                     |
| 13.2                 | Comprehensive (hospital and medical) group (b) .....                | 0  | 0                              | 0  | 0  | 0  | 0                                  | 0                                | 0  | 0  | 0  | 0  | 0                                     |
| 14.                  | Credit A&H (Group and Individual) .....                             | 0  | 0                              | 0  | 0  | 0  | 0                                  | 0                                | 0  | 0  | 0  | 0  | 0                                     |
| 15.1                 | Vision Only (b).....  | 0  | 0                              | 0  | 0  | 0  | 0                                  | 0                                | 0  | 0  | 0  | 0  | 0                                     |
| 15.2                 | Dental Only (b) .....   | 0  | 0                              | 0  | 0  | 0  | 0                                  | 0                                | 0  | 0  | 0  | 0  | 0                                     |
| 15.3                 | Disability Income (b) .....   | 0  | 0                              | 0  | 0  | 0  | 0                                  | 0                                | 0  | 0  | 0  | 0  | 0                                     |
| 15.4                 | Medicare Supplement (b) .....                                       | 0  | 0                              | 0  | 0  | 0  | 0                                  | 0                                | 0  | 0  | 0  | 0  | 0                                     |
| 15.5                 | Medicaid Title XIX (b) .....  | 0  | 0                              | 0  | 0  | 0  | 0                                  | 0                                | 0  | 0  | 0  | 0  | 0                                     |
| 15.6                 | Medicare Title XVIII (b).....                                       | 0  | 0                              | 0  | 0  | 0  | 0                                  | 0                                | 0  | 0  | 0  | 0  | 0                                     |
| 15.7                 | Long-Term Care (b) .....  | 0  | 0                              | 0  | 0  | 0  | 0                                  | 0                                | 0  | 0  | 0  | 0  | 0                                     |
| 15.8                 | Federal Employees Health Benefits Plan (b) .....                    | 0  | 0                              | 0  | 0  | 0  | 0                                  | 0                                | 0  | 0  | 0  | 0  | 0                                     |
| 15.9                 | Other Health (b) .....  | 0  | 0                              | 0  | 0  | 0  | 0                                  | 0                                | 0  | 0  | 0  | 0  | 0                                     |
| 16.                  | Workers' Compensation .....   | 1,013,531  | 1,218,857                      | 0  | 285,610                                      | 1,347,288  | 1,105,755                          | 2,657,611                        | 206,926  | 131,912  | 286,073  | 60,097   | (98)                                  |
| 17.1                 | Other Liability - Occurrence .....                                  | 92,710   | 163,051                        | 0  | 48,461                                       | 11,386   | (1,817)                            | 133,929                          | 0  | 8,405  | 28,781   | 9,329  | 0                                     |
| 17.2                 | Other Liability - Claims-Made .....                                 | 207  | 499                            | 0  | 126  | 0  | (1,069)                            | 2,869                            | 0  | (213)  | 506  | 16   | 0                                     |
| 17.3                 | Excess Workers' Compensation .....                                  | 0  | 0                              | 0  | 0  | 0  | 0                                  | 0                                | 0  | 0  | 0  | 0  | 0                                     |
| 18.1                 | Products Liability - Occurrence .....                               | 0  | 0                              | 0  | 0  | 0  | 0                                  | 0                                | 0  | 0  | 0  | 0  | 0                                     |
| 18.2                 | Products Liability - Claims-Made .....                              | 0  | 0                              | 0  | 0  | 0  | 0                                  | 0                                | 0  | 0  | 0  | 0  | 0                                     |
| 19.1                 | Private Passenger Auto No-Fault (Personal Injury Protection) .....  | 0  | 0                              | 0  | 0  | 0  | 0                                  | 0                                | 0  | 0  | 0  | 0  | 0                                     |
| 19.2                 | Other Private Passenger Auto Liability .....                        | 0  | 0                              | 0  | 0  | 0  | 0                                  | 0                                | 0  | 0  | 0  | 0  | 0                                     |
| 19.3                 | Commercial Auto No-Fault (Personal Injury Protection) .....         | 0  | 0                              | 0  | 0  | 0  | 0                                  | 0                                | 0  | 0  | 0  | 0  | 0                                     |
| 19.4                 | Other Commercial Auto Liability .....                               | 848,328  | 883,908                        | 0  | 329,695                                      | 1,064,590  | 210,463                            | 719,401                          | 16,821   | 43,878   | 103,022  | 37,395   | 0                                     |
| 21.1                 | Private Passenger Auto Physical Damage .....                        | 0  | 0                              | 0  | 0  | 0  | 0                                  | 0                                | 0  | 0  | 0  | 0  | 0                                     |
| 21.2                 | Commercial Auto Physical Damage .....                               | 286,995  | 362,217                        | 0  | 51,369                                       | 381,385  | 223,183                            | 16,927                           | 0  | (2,106)  | 8,251  | 11,668   | 0                                     |
| 22.                  | Aircraft (all perils) .....   | 0  | 0                              | 0  | 0  | 0  | 0                                  | 0                                | 0  | 0  | 0  | 0  | 0                                     |
| 23.                  | Fidelity .....  | 0  | 0                              | 0  | 0  | 0  | 0                                  | 0                                | 0  | 0  | 0  | 0  | 0                                     |
| 24.                  | Surety .....  | 0  | 0                              | 0  | 0  | 0  | 0                                  | 0                                | 0  | 0  | 0  | 0  | 0                                     |
| 26.                  | Burglary and Theft .....  | 0  | 0                              | 0  | 0  | 0  | 0                                  | 0                                | 0  | 0  | 0  | 0  | 0                                     |
| 27.                  | Boiler and Machinery .....  | 635  | 158                            | 0  | 477  | 0  | 38                                 | 38                               | 0  | 7  | 7  | 102  | 0                                     |
| 28.                  | Credit .....  | 0  | 0                              | 0  | 0  | 0  | 0                                  | 0                                | 0  | 0  | 0  | 0  | 0                                     |
| 29.                  | International .....   | 0  | 0                              | 0  | 0  | 0  | 0                                  | 0                                | 0  | 0  | 0  | 0  | 0                                     |
| 30.                  | Warranty .....  | 0  | 0                              | 0  | 0  | 0  | 0                                  | 0                                | 0  | 0  | 0  | 0  | 0                                     |
| 31.                  | Reins nonproportional assumed property .....                        | XXX  | XXX                            | XXX  | XXX  | XXX  | XXX                                | XXX                              | XXX  | XXX  | XXX  | XXX  | XXX                                   |
| 32.                  | Reins nonproportional assumed liability .....                       | XXX  | XXX                            | XXX  | XXX  | XXX  | XXX                                | XXX                              | XXX  | XXX  | XXX  | XXX  | XXX                                   |
| 33.                  | Reins nonproportional assumed financial lines .....                 | XXX  | XXX                            | XXX  | XXX  | XXX  | XXX                                | XXX                              | XXX  | XXX  | XXX  | XXX  | XXX                                   |
| 34.                  | Aggregate Write-Ins for Other Lines of Business .....               | 0  | 0                              | 0  | 0  | 0  | 0                                  | 0                                | 0  | 0  | 0  | 0  | 0                                     |
| 35.                  | Total (a) .....   | 2,281,281  | 2,672,923                      | 0  | 737,051                                      | 2,808,172  | 1,536,927                          | 3,545,212                        | 223,747  | 185,298  | 431,592  | 124,430  | (98)                                  |
| DETAILS OF WRITE-INS |   |  |                                |  |  |  |                                    |                                  |  |  |  |  |                                       |
| 3401.                | .....   |  |                                |  |  |  |                                    |                                  |  |  |  |  |                                       |
| 3402.                | .....   |  |                                |  |  |  |                                    |                                  |  |  |  |  |                                       |
| 3403.                | .....   |  |                                |  |  |  |                                    |                                  |  |  |  |  |                                       |
| 3498.                | Summary of remaining write-ins for Line 34 from overflow page ..... | 0  | 0                              | 0  | 0  | 0  | 0                                  | 0                                | 0  | 0  | 0  | 0  | 0                                     |
| 3499.                | Totals (Lines 3401 thru 3403 plus 3498)(Line 34 above) .....        | 0  | 0                              | 0  | 0  | 0  | 0                                  | 0                                | 0  | 0  | 0  | 0  | 0                                     |

(a) Finance and service charges not included in Lines 1 to 35 \$ ..... 50  
(b) For health business on indicated lines report: Number of persons insured under PPO managed care products .....0 and number of persons insured under indemnity only products .....0 .



ANNUAL STATEMENT FOR THE YEAR 2023 OF THE VANLINER INSURANCE COMPANY  
EXHIBIT OF PREMIUMS AND LOSSES (Statutory Page 14)

NAIC Group Code 0084

BUSINESS IN THE STATE OF Texas

DURING THE YEAR 2023

NAIC Company Code 21172

| Line of Business     |   | Gross Premiums, Including Policy and Membership Fees, Less Return Premiums and Premiums on Policies not Taken |                        | 3  | 4                                | 5                                      | 6                      | 7                    | 8  | 9  | 10   | 11                                 | 12                       |
|----------------------|---|---|------------------------|--|----------------------------------|--|------------------------|----------------------|--|--|--|------------------------------------|--------------------------|
|                      |   | 1   | 2                      |  |                                  |  |                        |                      |  |  |  |                                    |                          |
|                      |   | Direct Premiums Written   | Direct Premiums Earned | Dividends Paid or Credited to Policyholders on Direct Business | Direct Unearned Premium Reserves | Direct Losses Paid (deducting salvage) | Direct Losses Incurred | Direct Losses Unpaid | Direct Defense and Cost Containment Expense Paid | Direct Defense and Cost Containment Expense Incurred | Direct Defense and Cost Containment Expense Unpaid | Commissions and Brokerage Expenses | Taxes, Licenses and Fees |
| 1.                   | Fire .....  | 205   | 170                    | 0  | 52                               | 0                                      | 30                     | 59                   | 0  | 5  | 10   | 25                                 | 0                        |
| 2.1                  | Allied Lines .....  | 5,404   | 4,431                  | 0  | 1,358                            | 0                                      | 766                    | 1,484                | 0  | 135  | 262  | 648                                | 0                        |
| 2.2                  | Multiple Peril Crop .....   | 0   | 0                      | 0  | 0                                | 0                                      | 0                      | 0                    | 0  | 0  | 0  | 0                                  | 0                        |
| 2.3                  | Federal Flood .....   | 0   | 0                      | 0  | 0                                | 0                                      | 0                      | 0                    | 0  | 0  | 0  | 0                                  | 0                        |
| 2.4                  | Private Crop .....  | 0   | 0                      | 0  | 0                                | 0                                      | 0                      | 0                    | 0  | 0  | 0  | 0                                  | 0                        |
| 2.5                  | Private Flood .....   | 0   | 0                      | 0  | 0                                | 0                                      | 0                      | 0                    | 0  | 0  | 0  | 0                                  | 0                        |
| 3.                   | Farmowners Multiple Peril .....                                     | 0   | 0                      | 0  | 0                                | 0                                      | 0                      | 0                    | 0  | 0  | 0  | 0                                  | 0                        |
| 4.                   | Homeowners Multiple Peril .....                                     | 0   | 0                      | 0  | 0                                | 0                                      | 0                      | 0                    | 0  | 0  | 0  | 0                                  | 0                        |
| 5.1                  | Commercial Multiple Peril (Non-Liability Portion) .....             | 84,895  | 178,535                | 0  | 68,179                           | (59,000)                               | (87,052)               | 73,999               | 0  | 25,897   | 35,034   | 11,732                             | 0                        |
| 5.2                  | Commercial Multiple Peril (Liability Portion) .....                 | 24,650  | 23,997                 | 0  | 15,771                           | 0                                      | 16,212                 | 31,053               | 0  | 1,812  | 2,833  | 3,746                              | 0                        |
| 6.                   | Mortgage Guaranty .....   | 0   | 0                      | 0  | 0                                | 0                                      | 0                      | 0                    | 0  | 0  | 0  | 0                                  | 0                        |
| 8.                   | Ocean Marine .....  | 0   | 0                      | 0  | 0                                | 0                                      | 0                      | 0                    | 0  | 0  | 0  | 0                                  | 0                        |
| 9.                   | Inland Marine .....   | 13,860  | 31,043                 | 0  | 11,320                           | 0                                      | (20,299)               | 2,498                | 0  | (273)  | 160  | 2,301                              | 6                        |
| 10.                  | Financial Guaranty .....  | 0   | 0                      | 0  | 0                                | 0                                      | 0                      | 0                    | 0  | 0  | 0  | 0                                  | 0                        |
| 11.1                 | Medical Professional Liability - Occurrence .....                   | 0   | 0                      | 0  | 0                                | 0                                      | 0                      | 0                    | 0  | 0  | 0  | 0                                  | 0                        |
| 11.2                 | Medical Professional Liability - Claims-Made .....                  | 0   | 0                      | 0  | 0                                | 0                                      | 0                      | 0                    | 0  | 0  | 0  | 0                                  | 0                        |
| 12.                  | Earthquake .....  | 0   | 0                      | 0  | 0                                | 0                                      | 0                      | 0                    | 0  | 0  | 0  | 0                                  | 0                        |
| 13.1                 | Comprehensive (hospital and medical) ind (b) .....                  | 0   | 0                      | 0  | 0                                | 0                                      | 0                      | 0                    | 0  | 0  | 0  | 0                                  | 0                        |
| 13.2                 | Comprehensive (hospital and medical) group (b) .....                | 0   | 0                      | 0  | 0                                | 0                                      | 0                      | 0                    | 0  | 0  | 0  | 0                                  | 0                        |
| 14.                  | Credit A&H (Group and Individual) .....                             | 0   | 0                      | 0  | 0                                | 0                                      | 0                      | 0                    | 0  | 0  | 0  | 0                                  | 0                        |
| 15.1                 | Vision Only (b).....  | 0   | 0                      | 0  | 0                                | 0                                      | 0                      | 0                    | 0  | 0  | 0  | 0                                  | 0                        |
| 15.2                 | Dental Only (b) .....   | 0   | 0                      | 0  | 0                                | 0                                      | 0                      | 0                    | 0  | 0  | 0  | 0                                  | 0                        |
| 15.3                 | Disability Income (b) .....   | 0   | 0                      | 0  | 0                                | 0                                      | 0                      | 0                    | 0  | 0  | 0  | 0                                  | 0                        |
| 15.4                 | Medicare Supplement (b) .....                                       | 0   | 0                      | 0  | 0                                | 0                                      | 0                      | 0                    | 0  | 0  | 0  | 0                                  | 0                        |
| 15.5                 | Medicaid Title XIX (b) .....  | 0   | 0                      | 0  | 0                                | 0                                      | 0                      | 0                    | 0  | 0  | 0  | 0                                  | 0                        |
| 15.6                 | Medicare Title XVIII (b).....                                       | 0   | 0                      | 0  | 0                                | 0                                      | 0                      | 0                    | 0  | 0  | 0  | 0                                  | 0                        |
| 15.7                 | Long-Term Care (b) .....  | 0   | 0                      | 0  | 0                                | 0                                      | 0                      | 0                    | 0  | 0  | 0  | 0                                  | 0                        |
| 15.8                 | Federal Employees Health Benefits Plan (b) .....                    | 0   | 0                      | 0  | 0                                | 0                                      | 0                      | 0                    | 0  | 0  | 0  | 0                                  | 0                        |
| 15.9                 | Other Health (b) .....  | 0   | 0                      | 0  | 0                                | 0                                      | 0                      | 0                    | 0  | 0  | 0  | 0                                  | 0                        |
| 16.                  | Workers' Compensation .....   | 11,046,191  | 10,676,694             | 0  | 4,044,383                        | 1,677,018                              | 4,886,930              | 20,892,470           | 275,120  | 263,703  | 1,751,128  | 344,176                            | 104                      |
| 17.1                 | Other Liability - Occurrence .....                                  | 843,451   | 1,148,734              | 0  | 532,202                          | 1,168,105                              | 266,605                | 1,796,981            | 78,027   | 85,935   | 373,387  | 63,224                             | 0                        |
| 17.2                 | Other Liability - Claims-Made .....                                 | 2,708   | 2,748                  | 0  | 1,337                            | 0                                      | 5,306                  | 9,323                | 0  | 912  | 1,645  | 351                                | 0                        |
| 17.3                 | Excess Workers' Compensation .....                                  | 0   | 0                      | 0  | 0                                | 0                                      | 0                      | 0                    | 0  | 0  | 0  | 0                                  | 0                        |
| 18.1                 | Products Liability - Occurrence .....                               | 0   | 0                      | 0  | 0                                | 0                                      | 0                      | 0                    | 0  | 0  | 0  | 0                                  | 0                        |
| 18.2                 | Products Liability - Claims-Made .....                              | 0   | 0                      | 0  | 0                                | 0                                      | 0                      | 0                    | 0  | 0  | 0  | 0                                  | 0                        |
| 19.1                 | Private Passenger Auto No-Fault (Personal Injury Protection) .....  | 0   | 0                      | 0  | 0                                | 0                                      | 0                      | 0                    | 0  | 0  | 0  | 0                                  | 0                        |
| 19.2                 | Other Private Passenger Auto Liability .....                        | 0   | 0                      | 0  | 0                                | 0                                      | 0                      | 0                    | 0  | 0  | 0  | 0                                  | 0                        |
| 19.3                 | Commercial Auto No-Fault (Personal Injury Protection) .....         | 34,005  | 37,715                 | 0  | 16,461                           | 0                                      | (27)                   | 156                  | 0  | (5)  | 35   | 3,022                              | 0                        |
| 19.4                 | Other Commercial Auto Liability .....                               | 2,848,519   | 3,140,389              | 0  | 1,770,222                        | 2,796,701                              | 3,514,018              | 6,744,801            | 210,975  | 265,368  | 666,470  | 232,093                            | 699                      |
| 21.1                 | Private Passenger Auto Physical Damage .....                        | 0   | 0                      | 0  | 0                                | 0                                      | 0                      | 0                    | 0  | 0  | 0  | 0                                  | 0                        |
| 21.2                 | Commercial Auto Physical Damage .....                               | 364,515   | 561,037                | 0  | 204,206                          | 861,744                                | 573,047                | 88,138               | 0  | (14,563)   | 20,117   | 38,114                             | 0                        |
| 22.                  | Aircraft (all perils) .....   | 0   | 0                      | 0  | 0                                | 0                                      | 0                      | 0                    | 0  | 0  | 0  | 0                                  | 0                        |
| 23.                  | Fidelity .....  | 0   | 0                      | 0  | 0                                | 0                                      | 0                      | 0                    | 0  | 0  | 0  | 0                                  | 0                        |
| 24.                  | Surety .....  | 0   | 0                      | 0  | 0                                | 0                                      | 0                      | 0                    | 0  | 0  | 0  | 0                                  | 0                        |
| 26.                  | Burglary and Theft .....  | 0   | 0                      | 0  | 0                                | 0                                      | 0                      | 0                    | 0  | 0  | 0  | 0                                  | 0                        |
| 27.                  | Boiler and Machinery .....  | 169   | 158                    | 0  | 42                               | 0                                      | 37                     | 89                   | 0  | 7  | 16   | 20                                 | 0                        |
| 28.                  | Credit .....  | 0   | 0                      | 0  | 0                                | 0                                      | 0                      | 0                    | 0  | 0  | 0  | 0                                  | 0                        |
| 29.                  | International .....   | 0   | 0                      | 0  | 0                                | 0                                      | 0                      | 0                    | 0  | 0  | 0  | 0                                  | 0                        |
| 30.                  | Warranty .....  | 0   | 0                      | 0  | 0                                | 0                                      | 0                      | 0                    | 0  | 0  | 0  | 0                                  | 0                        |
| 31.                  | Reins nonproportional assumed property .....                        | XXX   | XXX                    | XXX  | XXX                              | XXX                                    | XXX                    | XXX                  | XXX  | XXX  | XXX  | XXX                                | XXX                      |
| 32.                  | Reins nonproportional assumed liability .....                       | XXX   | XXX                    | XXX  | XXX                              | XXX                                    | XXX                    | XXX                  | XXX  | XXX  | XXX  | XXX                                | XXX                      |
| 33.                  | Reins nonproportional assumed financial lines .....                 | XXX   | XXX                    | XXX  | XXX                              | XXX                                    | XXX                    | XXX                  | XXX  | XXX  | XXX  | XXX                                | XXX                      |
| 34.                  | Aggregate Write-Ins for Other Lines of Business .....               | 0   | 0                      | 0  | 0                                | 0                                      | 0                      | 0                    | 0  | 0  | 0  | 0                                  | 0                        |
| 35.                  | Total (a) .....   | 15,268,573  | 15,805,652             | 0  | 6,665,533                        | 6,444,568                              | 9,155,575              | 29,641,052           | 564,122  | 628,932  | 2,851,097  | 699,452                            | 809                      |
| DETAILS OF WRITE-INS |   |   |                        |  |                                  |  |                        |                      |  |  |  |                                    |                          |
| 3401.                | .....   |   |                        |  |                                  |  |                        |                      |  |  |  |                                    |                          |
| 3402.                | .....   |   |                        |  |                                  |  |                        |                      |  |  |  |                                    |                          |
| 3403.                | .....   |   |                        |  |                                  |  |                        |                      |  |  |  |                                    |                          |
| 3498.                | Summary of remaining write-ins for Line 34 from overflow page ..... | 0   | 0                      | 0  | 0                                | 0                                      | 0                      | 0                    | 0  | 0  | 0  | 0                                  | 0                        |
| 3499.                | Totals (Lines 3401 thru 3403 plus 3498)(Line 34 above) .....        | 0   | 0                      | 0  | 0                                | 0                                      | 0                      | 0                    | 0  | 0  | 0  | 0                                  | 0                        |

(a) Finance and service charges not included in Lines 1 to 35 \$ 25

(b) For health business on indicated lines report: Number of persons insured under PPO managed care products 0 and number of persons insured under indemnity only products 0



ANNUAL STATEMENT FOR THE YEAR 2023 OF THE VANLINER INSURANCE COMPANY  
EXHIBIT OF PREMIUMS AND LOSSES (Statutory Page 14)

NAIC Group Code 0084 BUSINESS IN THE STATE OF Utah DURING THE YEAR 2023 NAIC Company Code 21172

| Line of Business     |   | Gross Premiums, Including Policy and Membership Fees, Less Return Premiums and Premiums on Policies not Taken |                        | 3  | 4                                | 5                                      | 6                      | 7                    | 8  | 9  | 10   | 11                                 | 12                       |
|----------------------|---|---|------------------------|--|----------------------------------|--|------------------------|----------------------|--|--|--|------------------------------------|--------------------------|
|                      |   | 1   | 2                      |  |                                  |  |                        |                      |  |  |  |                                    |                          |
|                      |   | Direct Premiums Written   | Direct Premiums Earned | Dividends Paid or Credited to Policyholders on Direct Business | Direct Unearned Premium Reserves | Direct Losses Paid (deducting salvage) | Direct Losses Incurred | Direct Losses Unpaid | Direct Defense and Cost Containment Expense Paid | Direct Defense and Cost Containment Expense Incurred | Direct Defense and Cost Containment Expense Unpaid | Commissions and Brokerage Expenses | Taxes, Licenses and Fees |
| 1.                   | Fire .....  | 0   | 0                      | 0  | 0                                | 0                                      | 0                      | 0                    | 0  | 0  | 0  | 0                                  | 0                        |
| 2.1                  | Allied Lines .....  | 0   | 0                      | 0  | 0                                | 0                                      | 0                      | 0                    | 0  | 0  | 0  | 0                                  | 0                        |
| 2.2                  | Multiple Peril Crop .....   | 0   | 0                      | 0  | 0                                | 0                                      | 0                      | 0                    | 0  | 0  | 0  | 0                                  | 0                        |
| 2.3                  | Federal Flood .....   | 0   | 0                      | 0  | 0                                | 0                                      | 0                      | 0                    | 0  | 0  | 0  | 0                                  | 0                        |
| 2.4.                 | Private Crop .....  | 0   | 0                      | 0  | 0                                | 0                                      | 0                      | 0                    | 0  | 0  | 0  | 0                                  | 0                        |
| 2.5                  | Private Flood .....   | 0   | 0                      | 0  | 0                                | 0                                      | 0                      | 0                    | 0  | 0  | 0  | 0                                  | 0                        |
| 3.                   | Farmowners Multiple Peril .....                                     | 0   | 0                      | 0  | 0                                | 0                                      | 0                      | 0                    | 0  | 0  | 0  | 0                                  | 0                        |
| 4.                   | Homeowners Multiple Peril .....                                     | 0   | 0                      | 0  | 0                                | 0                                      | 0                      | 0                    | 0  | 0  | 0  | 0                                  | 0                        |
| 5.1                  | Commercial Multiple Peril (Non-Liability Portion) .....             | 76,995  | 44,515                 | 0  | 59,708                           | 0                                      | (3,201)                | 16,835               | 0  | 6,176  | 7,970  | 11,149                             | 0                        |
| 5.2                  | Commercial Multiple Peril (Liability Portion) .....                 | 12,927  | 1,178                  | 0  | 11,749                           | 0                                      | (76)                   | 162                  | 0  | 3  | 20   | 1,917                              | 0                        |
| 6.                   | Mortgage Guaranty .....   | 0   | 0                      | 0  | 0                                | 0                                      | 0                      | 0                    | 0  | 0  | 0  | 0                                  | 0                        |
| 8.                   | Ocean Marine .....  | 0   | 0                      | 0  | 0                                | 0                                      | 0                      | 0                    | 0  | 0  | 0  | 0                                  | 0                        |
| 9.                   | Inland Marine .....   | 20,607  | 11,217                 | 0  | 16,225                           | 0                                      | 162                    | 877                  | 0  | (116)  | 56   | 3,025                              | 0                        |
| 10.                  | Financial Guaranty .....  | 0   | 0                      | 0  | 0                                | 0                                      | 0                      | 0                    | 0  | 0  | 0  | 0                                  | 0                        |
| 11.1                 | Medical Professional Liability - Occurrence .....                   | 0   | 0                      | 0  | 0                                | 0                                      | 0                      | 0                    | 0  | 0  | 0  | 0                                  | 0                        |
| 11.2                 | Medical Professional Liability - Claims-Made .....                  | 0   | 0                      | 0  | 0                                | 0                                      | 0                      | 0                    | 0  | 0  | 0  | 0                                  | 0                        |
| 12.                  | Earthquake .....  | 0   | 0                      | 0  | 0                                | 0                                      | 0                      | 0                    | 0  | 0  | 0  | 0                                  | 0                        |
| 13.1                 | Comprehensive (hospital and medical) ind (b) .....                  | 0   | 0                      | 0  | 0                                | 0                                      | 0                      | 0                    | 0  | 0  | 0  | 0                                  | 0                        |
| 13.2                 | Comprehensive (hospital and medical) group (b) .....                | 0   | 0                      | 0  | 0                                | 0                                      | 0                      | 0                    | 0  | 0  | 0  | 0                                  | 0                        |
| 14.                  | Credit A&H (Group and Individual) .....                             | 0   | 0                      | 0  | 0                                | 0                                      | 0                      | 0                    | 0  | 0  | 0  | 0                                  | 0                        |
| 15.1                 | Vision Only (b).....  | 0   | 0                      | 0  | 0                                | 0                                      | 0                      | 0                    | 0  | 0  | 0  | 0                                  | 0                        |
| 15.2                 | Dental Only (b) .....   | 0   | 0                      | 0  | 0                                | 0                                      | 0                      | 0                    | 0  | 0  | 0  | 0                                  | 0                        |
| 15.3                 | Disability Income (b) .....   | 0   | 0                      | 0  | 0                                | 0                                      | 0                      | 0                    | 0  | 0  | 0  | 0                                  | 0                        |
| 15.4                 | Medicare Supplement (b) .....                                       | 0   | 0                      | 0  | 0                                | 0                                      | 0                      | 0                    | 0  | 0  | 0  | 0                                  | 0                        |
| 15.5                 | Medicaid Title XIX (b) .....  | 0   | 0                      | 0  | 0                                | 0                                      | 0                      | 0                    | 0  | 0  | 0  | 0                                  | 0                        |
| 15.6                 | Medicare Title XVIII (b).....                                       | 0   | 0                      | 0  | 0                                | 0                                      | 0                      | 0                    | 0  | 0  | 0  | 0                                  | 0                        |
| 15.7                 | Long-Term Care (b) .....  | 0   | 0                      | 0  | 0                                | 0                                      | 0                      | 0                    | 0  | 0  | 0  | 0                                  | 0                        |
| 15.8                 | Federal Employees Health Benefits Plan (b) .....                    | 0   | 0                      | 0  | 0                                | 0                                      | 0                      | 0                    | 0  | 0  | 0  | 0                                  | 0                        |
| 15.9                 | Other Health (b) .....  | 0   | 0                      | 0  | 0                                | 0                                      | 0                      | 0                    | 0  | 0  | 0  | 0                                  | 0                        |
| 16.                  | Workers' Compensation .....   | 587,323   | 1,026,880              | 0  | 73,035                           | 912,929                                | 688,821                | 2,871,499            | 68,020   | (10,441)   | 279,531  | 37,268                             | 0                        |
| 17.1                 | Other Liability - Occurrence .....                                  | 608,396   | 507,685                | 0  | 449,975                          | 93,124                                 | 71,357                 | 361,959              | 0  | 27,916   | 75,748   | 59,040                             | 0                        |
| 17.2                 | Other Liability - Claims-Made .....                                 | 1,389   | 1,013                  | 0  | 751                              | 0                                      | 2,308                  | 5,022                | 0  | 390  | 886  | 127                                | 0                        |
| 17.3                 | Excess Workers' Compensation .....                                  | 0   | 0                      | 0  | 0                                | 0                                      | 0                      | 0                    | 0  | 0  | 0  | 0                                  | 0                        |
| 18.1                 | Products Liability - Occurrence .....                               | 0   | 0                      | 0  | 0                                | 0                                      | 0                      | 0                    | 0  | 0  | 0  | 0                                  | 0                        |
| 18.2                 | Products Liability - Claims-Made .....                              | 0   | 0                      | 0  | 0                                | 0                                      | 0                      | 0                    | 0  | 0  | 0  | 0                                  | 0                        |
| 19.1                 | Private Passenger Auto No-Fault (Personal Injury Protection) .....  | 0   | 0                      | 0  | 0                                | 0                                      | 0                      | 0                    | 0  | 0  | 0  | 0                                  | 0                        |
| 19.2                 | Other Private Passenger Auto Liability .....                        | 0   | 0                      | 0  | 0                                | 0                                      | 0                      | 0                    | 0  | 0  | 0  | 0                                  | 0                        |
| 19.3                 | Commercial Auto No-Fault (Personal Injury Protection) .....         | 14,349  | 9,628                  | 0  | 7,790                            | 3,000                                  | (1,992)                | 27                   | 0  | 2  | 6  | 1,348                              | 0                        |
| 19.4                 | Other Commercial Auto Liability .....                               | 851,667   | 621,830                | 0  | 550,943                          | 70,290                                 | 340,624                | 748,559              | 32,767   | 101,545  | 127,623  | 82,438                             | 0                        |
| 21.1                 | Private Passenger Auto Physical Damage .....                        | 0   | 0                      | 0  | 0                                | 0                                      | 0                      | 0                    | 0  | 0  | 0  | 0                                  | 0                        |
| 21.2                 | Commercial Auto Physical Damage .....                               | 316,513   | 249,572                | 0  | 217,857                          | 62,958                                 | 150,294                | 121,240              | 0  | (773)  | 5,354  | 40,080                             | 1,112                    |
| 22.                  | Aircraft (all perils) .....   | 0   | 0                      | 0  | 0                                | 0                                      | 0                      | 0                    | 0  | 0  | 0  | 0                                  | 0                        |
| 23.                  | Fidelity .....  | 0   | 0                      | 0  | 0                                | 0                                      | 0                      | 0                    | 0  | 0  | 0  | 0                                  | 0                        |
| 24.                  | Surety .....  | 0   | 0                      | 0  | 0                                | 0                                      | 0                      | 0                    | 0  | 0  | 0  | 0                                  | 0                        |
| 26.                  | Burglary and Theft .....  | 0   | 0                      | 0  | 0                                | 0                                      | 0                      | 0                    | 0  | 0  | 0  | 0                                  | 0                        |
| 27.                  | Boiler and Machinery .....  | 0   | 0                      | 0  | 0                                | 0                                      | 0                      | 0                    | 0  | 0  | 0  | 0                                  | 0                        |
| 28.                  | Credit .....  | 0   | 0                      | 0  | 0                                | 0                                      | 0                      | 0                    | 0  | 0  | 0  | 0                                  | 0                        |
| 29.                  | International .....   | 0   | 0                      | 0  | 0                                | 0                                      | 0                      | 0                    | 0  | 0  | 0  | 0                                  | 0                        |
| 30.                  | Warranty .....  | 0   | 0                      | 0  | 0                                | 0                                      | 0                      | 0                    | 0  | 0  | 0  | 0                                  | 0                        |
| 31.                  | Reins nonproportional assumed property .....                        | XXX   | XXX                    | XXX  | XXX                              | XXX                                    | XXX                    | XXX                  | XXX  | XXX  | XXX  | XXX                                | XXX                      |
| 32.                  | Reins nonproportional assumed liability .....                       | XXX   | XXX                    | XXX  | XXX                              | XXX                                    | XXX                    | XXX                  | XXX  | XXX  | XXX  | XXX                                | XXX                      |
| 33.                  | Reins nonproportional assumed financial lines .....                 | XXX   | XXX                    | XXX  | XXX                              | XXX                                    | XXX                    | XXX                  | XXX  | XXX  | XXX  | XXX                                | XXX                      |
| 34.                  | Aggregate Write-Ins for Other Lines of Business .....               | 0   | 0                      | 0  | 0                                | 0                                      | 0                      | 0                    | 0  | 0  | 0  | 0                                  | 0                        |
| 35.                  | Total (a) .....   | 2,490,166   | 2,473,518              | 0  | 1,388,033                        | 1,142,300                              | 1,258,299              | 4,126,180            | 100,788  | 124,703  | 497,195  | 236,393                            | 1,112                    |
| DETAILS OF WRITE-INS |   |   |                        |  |                                  |  |                        |                      |  |  |  |                                    |                          |
| 3401.                | .....   |   |                        |  |                                  |  |                        |                      |  |  |  |                                    |                          |
| 3402.                | .....   |   |                        |  |                                  |  |                        |                      |  |  |  |                                    |                          |
| 3403.                | .....   |   |                        |  |                                  |  |                        |                      |  |  |  |                                    |                          |
| 3498.                | Summary of remaining write-ins for Line 34 from overflow page ..... | 0   | 0                      | 0  | 0                                | 0                                      | 0                      | 0                    | 0  | 0  | 0  | 0                                  | 0                        |
| 3499.                | Totals (Lines 3401 thru 3403 plus 3498)(Line 34 above) .....        | 0   | 0                      | 0  | 0                                | 0                                      | 0                      | 0                    | 0  | 0  | 0  | 0                                  | 0                        |

(a) Finance and service charges not included in Lines 1 to 35 \$ ..... 25  
(b) For health business on indicated lines report: Number of persons insured under PPO managed care products .....0 and number of persons insured under indemnity only products .....0 .



ANNUAL STATEMENT FOR THE YEAR 2023 OF THE VANLINER INSURANCE COMPANY  
EXHIBIT OF PREMIUMS AND LOSSES (Statutory Page 14)

NAIC Group Code 0084 BUSINESS IN THE STATE OF Vermont DURING THE YEAR 2023 NAIC Company Code 21172

| Line of Business     |   | Gross Premiums, Including Policy and Membership Fees, Less Return Premiums and Premiums on Policies not Taken |                        | 3  | 4                                | 5                                      | 6                      | 7                    | 8  | 9  | 10   | 11                                 | 12                       |
|----------------------|---|---|------------------------|--|----------------------------------|--|------------------------|----------------------|--|--|--|------------------------------------|--------------------------|
|                      |   | 1   | 2                      |  |                                  |  |                        |                      |  |  |  |                                    |                          |
|                      |   | Direct Premiums Written   | Direct Premiums Earned | Dividends Paid or Credited to Policyholders on Direct Business | Direct Unearned Premium Reserves | Direct Losses Paid (deducting salvage) | Direct Losses Incurred | Direct Losses Unpaid | Direct Defense and Cost Containment Expense Paid | Direct Defense and Cost Containment Expense Incurred | Direct Defense and Cost Containment Expense Unpaid | Commissions and Brokerage Expenses | Taxes, Licenses and Fees |
| 1.                   | Fire .....  | 0   | 0                      | 0  | 0                                | 0                                      | 0                      | 0                    | 0  | 0  | 0  | 0                                  | 0                        |
| 2.1                  | Allied Lines .....  | 0   | 0                      | 0  | 0                                | 0                                      | 0                      | 0                    | 0  | 0  | 0  | 0                                  | 0                        |
| 2.2                  | Multiple Peril Crop .....   | 0   | 0                      | 0  | 0                                | 0                                      | 0                      | 0                    | 0  | 0  | 0  | 0                                  | 0                        |
| 2.3                  | Federal Flood .....   | 0   | 0                      | 0  | 0                                | 0                                      | 0                      | 0                    | 0  | 0  | 0  | 0                                  | 0                        |
| 2.4.                 | Private Crop .....  | 0   | 0                      | 0  | 0                                | 0                                      | 0                      | 0                    | 0  | 0  | 0  | 0                                  | 0                        |
| 2.5                  | Private Flood .....   | 0   | 0                      | 0  | 0                                | 0                                      | 0                      | 0                    | 0  | 0  | 0  | 0                                  | 0                        |
| 3.                   | Farmowners Multiple Peril .....                                     | 0   | 0                      | 0  | 0                                | 0                                      | 0                      | 0                    | 0  | 0  | 0  | 0                                  | 0                        |
| 4.                   | Homeowners Multiple Peril .....                                     | 0   | 0                      | 0  | 0                                | 0                                      | 0                      | 0                    | 0  | 0  | 0  | 0                                  | 0                        |
| 5.1                  | Commercial Multiple Peril (Non-Liability Portion) .....             | 62,604  | 60,955                 | 0  | 15,737                           | 0                                      | (1,356)                | 20,280               | 0  | 7,664  | 9,601  | 9,297                              | 0                        |
| 5.2                  | Commercial Multiple Peril (Liability Portion) .....                 | 3,211   | 2,404                  | 0  | 807                              | 0                                      | (295)                  | 330                  | 0  | (3)  | 40   | 482                                | 0                        |
| 6.                   | Mortgage Guaranty .....   | 0   | 0                      | 0  | 0                                | 0                                      | 0                      | 0                    | 0  | 0  | 0  | 0                                  | 0                        |
| 8.                   | Ocean Marine .....  | 0   | 0                      | 0  | 0                                | 0                                      | 0                      | 0                    | 0  | 0  | 0  | 0                                  | 0                        |
| 9.                   | Inland Marine .....   | 2,705   | 2,706                  | 0  | 680                              | 0                                      | 39                     | 205                  | 0  | (27)   | 13   | 388                                | 0                        |
| 10.                  | Financial Guaranty .....  | 0   | 0                      | 0  | 0                                | 0                                      | 0                      | 0                    | 0  | 0  | 0  | 0                                  | 0                        |
| 11.1                 | Medical Professional Liability - Occurrence .....                   | 0   | 0                      | 0  | 0                                | 0                                      | 0                      | 0                    | 0  | 0  | 0  | 0                                  | 0                        |
| 11.2                 | Medical Professional Liability - Claims-Made .....                  | 0   | 0                      | 0  | 0                                | 0                                      | 0                      | 0                    | 0  | 0  | 0  | 0                                  | 0                        |
| 12.                  | Earthquake .....  | 0   | 0                      | 0  | 0                                | 0                                      | 0                      | 0                    | 0  | 0  | 0  | 0                                  | 0                        |
| 13.1                 | Comprehensive (hospital and medical) ind (b) .....                  | 0   | 0                      | 0  | 0                                | 0                                      | 0                      | 0                    | 0  | 0  | 0  | 0                                  | 0                        |
| 13.2                 | Comprehensive (hospital and medical) group (b) .....                | 0   | 0                      | 0  | 0                                | 0                                      | 0                      | 0                    | 0  | 0  | 0  | 0                                  | 0                        |
| 14.                  | Credit A&H (Group and Individual) .....                             | 0   | 0                      | 0  | 0                                | 0                                      | 0                      | 0                    | 0  | 0  | 0  | 0                                  | 0                        |
| 15.1                 | Vision Only (b).....  | 0   | 0                      | 0  | 0                                | 0                                      | 0                      | 0                    | 0  | 0  | 0  | 0                                  | 0                        |
| 15.2                 | Dental Only (b) .....   | 0   | 0                      | 0  | 0                                | 0                                      | 0                      | 0                    | 0  | 0  | 0  | 0                                  | 0                        |
| 15.3                 | Disability Income (b) .....   | 0   | 0                      | 0  | 0                                | 0                                      | 0                      | 0                    | 0  | 0  | 0  | 0                                  | 0                        |
| 15.4                 | Medicare Supplement (b) .....                                       | 0   | 0                      | 0  | 0                                | 0                                      | 0                      | 0                    | 0  | 0  | 0  | 0                                  | 0                        |
| 15.5                 | Medicaid Title XIX (b) .....  | 0   | 0                      | 0  | 0                                | 0                                      | 0                      | 0                    | 0  | 0  | 0  | 0                                  | 0                        |
| 15.6                 | Medicare Title XVIII (b).....                                       | 0   | 0                      | 0  | 0                                | 0                                      | 0                      | 0                    | 0  | 0  | 0  | 0                                  | 0                        |
| 15.7                 | Long-Term Care (b) .....  | 0   | 0                      | 0  | 0                                | 0                                      | 0                      | 0                    | 0  | 0  | 0  | 0                                  | 0                        |
| 15.8                 | Federal Employees Health Benefits Plan (b) .....                    | 0   | 0                      | 0  | 0                                | 0                                      | 0                      | 0                    | 0  | 0  | 0  | 0                                  | 0                        |
| 15.9                 | Other Health (b) .....  | 0   | 0                      | 0  | 0                                | 0                                      | 0                      | 0                    | 0  | 0  | 0  | 0                                  | 0                        |
| 16.                  | Workers' Compensation .....   | 586,229   | 651,359                | 0  | 242,463                          | 645,192                                | 755,369                | 1,007,253            | 32,082   | 11,863   | 124,509  | 8,037                              | 0                        |
| 17.1                 | Other Liability - Occurrence .....                                  | 228,854   | 212,391                | 0  | 57,426                           | 19,585                                 | 6,795                  | 149,045              | 0  | 11,844   | 32,029   | 21,073                             | 0                        |
| 17.2                 | Other Liability - Claims-Made .....                                 | 250   | 312                    | 0  | 63                               | 0                                      | (3,882)                | 4,438                | 0  | (736)  | 783  | 14                                 | 0                        |
| 17.3                 | Excess Workers' Compensation .....                                  | 0   | 0                      | 0  | 0                                | 0                                      | 0                      | 0                    | 0  | 0  | 0  | 0                                  | 0                        |
| 18.1                 | Products Liability - Occurrence .....                               | 0   | 0                      | 0  | 0                                | 0                                      | 0                      | 0                    | 0  | 0  | 0  | 0                                  | 0                        |
| 18.2                 | Products Liability - Claims-Made .....                              | 0   | 0                      | 0  | 0                                | 0                                      | 0                      | 0                    | 0  | 0  | 0  | 0                                  | 0                        |
| 19.1                 | Private Passenger Auto No-Fault (Personal Injury Protection) .....  | 0   | 0                      | 0  | 0                                | 0                                      | 0                      | 0                    | 0  | 0  | 0  | 0                                  | 0                        |
| 19.2                 | Other Private Passenger Auto Liability .....                        | 0   | 0                      | 0  | 0                                | 0                                      | 0                      | 0                    | 0  | 0  | 0  | 0                                  | 0                        |
| 19.3                 | Commercial Auto No-Fault (Personal Injury Protection) .....         | 0   | 0                      | 0  | 0                                | 0                                      | 0                      | 0                    | 0  | 0  | 0  | (3)                                | 0                        |
| 19.4                 | Other Commercial Auto Liability .....                               | 385,768   | 359,164                | 0  | 91,180                           | 171,887                                | 84,090                 | 279,844              | 716  | 6,040  | 40,281   | 44,313                             | 0                        |
| 21.1                 | Private Passenger Auto Physical Damage .....                        | 0   | 0                      | 0  | 0                                | 0                                      | 0                      | 0                    | 0  | 0  | 0  | 0                                  | 0                        |
| 21.2                 | Commercial Auto Physical Damage .....                               | 144,666   | 135,714                | 0  | 36,933                           | 117,665                                | 95,843                 | 13,864               | 0  | (1,199)  | 3,309  | 18,690                             | 0                        |
| 22.                  | Aircraft (all perils) .....   | 0   | 0                      | 0  | 0                                | 0                                      | 0                      | 0                    | 0  | 0  | 0  | 0                                  | 0                        |
| 23.                  | Fidelity .....  | 0   | 0                      | 0  | 0                                | 0                                      | 0                      | 0                    | 0  | 0  | 0  | 0                                  | 0                        |
| 24.                  | Surety .....  | 0   | 0                      | 0  | 0                                | 0                                      | 0                      | 0                    | 0  | 0  | 0  | 0                                  | 0                        |
| 26.                  | Burglary and Theft .....  | 0   | 0                      | 0  | 0                                | 0                                      | 0                      | 0                    | 0  | 0  | 0  | 0                                  | 0                        |
| 27.                  | Boiler and Machinery .....  | 0   | 0                      | 0  | 0                                | 0                                      | 0                      | 0                    | 0  | 0  | 0  | 0                                  | 0                        |
| 28.                  | Credit .....  | 0   | 0                      | 0  | 0                                | 0                                      | 0                      | 0                    | 0  | 0  | 0  | 0                                  | 0                        |
| 29.                  | International .....   | 0   | 0                      | 0  | 0                                | 0                                      | 0                      | 0                    | 0  | 0  | 0  | 0                                  | 0                        |
| 30.                  | Warranty .....  | 0   | 0                      | 0  | 0                                | 0                                      | 0                      | 0                    | 0  | 0  | 0  | 0                                  | 0                        |
| 31.                  | Reins nonproportional assumed property .....                        | XXX   | XXX                    | XXX  | XXX                              | XXX                                    | XXX                    | XXX                  | XXX  | XXX  | XXX  | XXX                                | XXX                      |
| 32.                  | Reins nonproportional assumed liability .....                       | XXX   | XXX                    | XXX  | XXX                              | XXX                                    | XXX                    | XXX                  | XXX  | XXX  | XXX  | XXX                                | XXX                      |
| 33.                  | Reins nonproportional assumed financial lines .....                 | XXX   | XXX                    | XXX  | XXX                              | XXX                                    | XXX                    | XXX                  | XXX  | XXX  | XXX  | XXX                                | XXX                      |
| 34.                  | Aggregate Write-Ins for Other Lines of Business .....               | 0   | 0                      | 0  | 0                                | 0                                      | 0                      | 0                    | 0  | 0  | 0  | 0                                  | 0                        |
| 35.                  | Total (a) .....   | 1,414,287   | 1,425,005              | 0  | 445,288                          | 954,329                                | 936,603                | 1,475,258            | 32,798   | 35,445   | 210,566  | 102,291                            | 0                        |
| DETAILS OF WRITE-INS |   |   |                        |  |                                  |  |                        |                      |  |  |  |                                    |                          |
| 3401.                | .....   |   |                        |  |                                  |  |                        |                      |  |  |  |                                    |                          |
| 3402.                | .....   |   |                        |  |                                  |  |                        |                      |  |  |  |                                    |                          |
| 3403.                | .....   |   |                        |  |                                  |  |                        |                      |  |  |  |                                    |                          |
| 3498.                | Summary of remaining write-ins for Line 34 from overflow page ..... | 0   | 0                      | 0  | 0                                | 0                                      | 0                      | 0                    | 0  | 0  | 0  | 0                                  | 0                        |
| 3499.                | Totals (Lines 3401 thru 3403 plus 3498)(Line 34 above) .....        | 0   | 0                      | 0  | 0                                | 0                                      | 0                      | 0                    | 0  | 0  | 0  | 0                                  | 0                        |

(a) Finance and service charges not included in Lines 1 to 35 \$ .....0  
(b) For health business on indicated lines report: Number of persons insured under PPO managed care products .....0 and number of persons insured under indemnity only products .....0 .



ANNUAL STATEMENT FOR THE YEAR 2023 OF THE VANLINER INSURANCE COMPANY

EXHIBIT OF PREMIUMS AND LOSSES (Statutory Page 14)

NAIC Group Code 0084

BUSINESS IN THE STATE OF Virginia

DURING THE YEAR 2023

NAIC Company Code 21172

| Line of Business     |   | Gross Premiums, Including Policy and Membership Fees, Less Return Premiums and Premiums on Policies not Taken |                        | 3  | 4                                | 5                                      | 6                      | 7                    | 8  | 9  | 10   | 11                                 | 12                       |
|----------------------|---|---|------------------------|--|----------------------------------|--|------------------------|----------------------|--|--|--|------------------------------------|--------------------------|
|                      |   | 1   | 2                      |  |                                  |  |                        |                      |  |  |  |                                    |                          |
|                      |   | Direct Premiums Written   | Direct Premiums Earned | Dividends Paid or Credited to Policyholders on Direct Business | Direct Unearned Premium Reserves | Direct Losses Paid (deducting salvage) | Direct Losses Incurred | Direct Losses Unpaid | Direct Defense and Cost Containment Expense Paid | Direct Defense and Cost Containment Expense Incurred | Direct Defense and Cost Containment Expense Unpaid | Commissions and Brokerage Expenses | Taxes, Licenses and Fees |
| 1.                   | Fire .....  | 0   | 0                      | 0  | 0                                | 0                                      | (306)                  | 0                    | 0  | (54)   | 0  | 0                                  | 0                        |
| 2.1                  | Allied Lines .....  | 0   | 0                      | 0  | 0                                | 0                                      | (674)                  | 0                    | 0  | (119)  | 0  | 0                                  | 0                        |
| 2.2                  | Multiple Peril Crop .....   | 0   | 0                      | 0  | 0                                | 0                                      | 0                      | 0                    | 0  | 0  | 0  | 0                                  | 0                        |
| 2.3                  | Federal Flood .....   | 0   | 0                      | 0  | 0                                | 0                                      | 0                      | 0                    | 0  | 0  | 0  | 0                                  | 0                        |
| 2.4                  | Private Crop .....  | 0   | 0                      | 0  | 0                                | 0                                      | 0                      | 0                    | 0  | 0  | 0  | 0                                  | 0                        |
| 2.5                  | Private Flood .....   | 0   | 0                      | 0  | 0                                | 0                                      | 0                      | 0                    | 0  | 0  | 0  | 0                                  | 0                        |
| 3.                   | Farmowners Multiple Peril .....                                     | 0   | 0                      | 0  | 0                                | 0                                      | 0                      | 0                    | 0  | 0  | 0  | 0                                  | 0                        |
| 4.                   | Homeowners Multiple Peril .....                                     | 0   | 0                      | 0  | 0                                | 0                                      | 0                      | 0                    | 0  | 0  | 0  | 0                                  | 0                        |
| 5.1                  | Commercial Multiple Peril (Non-Liability Portion) .....             | 137,271   | 145,259                | 0  | 66,583                           | 0                                      | 13,716                 | 29,293               | 0  | 12,474   | 13,868   | 19,291                             | 0                        |
| 5.2                  | Commercial Multiple Peril (Liability Portion) .....                 | 43,333  | 45,570                 | 0  | 8,250                            | 0                                      | 1,902                  | 11,417               | 0  | 722  | 1,377  | 5,850                              | 0                        |
| 6.                   | Mortgage Guaranty .....   | 0   | 0                      | 0  | 0                                | 0                                      | 0                      | 0                    | 0  | 0  | 0  | 0                                  | 0                        |
| 8.                   | Ocean Marine .....  | 0   | 0                      | 0  | 0                                | 0                                      | 0                      | 0                    | 0  | 0  | 0  | 0                                  | 0                        |
| 9.                   | Inland Marine .....   | 31,452  | 29,926                 | 0  | 11,439                           | 0                                      | 545                    | 1,835                | 0  | (193)  | 118  | 3,991                              | 0                        |
| 10.                  | Financial Guaranty .....  | 0   | 0                      | 0  | 0                                | 0                                      | 0                      | 0                    | 0  | 0  | 0  | 0                                  | 0                        |
| 11.1                 | Medical Professional Liability - Occurrence .....                   | 0   | 0                      | 0  | 0                                | 0                                      | 0                      | 0                    | 0  | 0  | 0  | 0                                  | 0                        |
| 11.2                 | Medical Professional Liability - Claims-Made .....                  | 0   | 0                      | 0  | 0                                | 0                                      | 0                      | 0                    | 0  | 0  | 0  | 0                                  | 0                        |
| 12.                  | Earthquake .....  | 0   | 0                      | 0  | 0                                | 0                                      | 0                      | 0                    | 0  | 0  | 0  | 0                                  | 0                        |
| 13.1                 | Comprehensive (hospital and medical) ind (b) .....                  | 0   | 0                      | 0  | 0                                | 0                                      | 0                      | 0                    | 0  | 0  | 0  | 0                                  | 0                        |
| 13.2                 | Comprehensive (hospital and medical) group (b) .....                | 0   | 0                      | 0  | 0                                | 0                                      | 0                      | 0                    | 0  | 0  | 0  | 0                                  | 0                        |
| 14.                  | Credit A&H (Group and Individual) .....                             | 0   | 0                      | 0  | 0                                | 0                                      | 0                      | 0                    | 0  | 0  | 0  | 0                                  | 0                        |
| 15.1                 | Vision Only (b).....  | 0   | 0                      | 0  | 0                                | 0                                      | 0                      | 0                    | 0  | 0  | 0  | 0                                  | 0                        |
| 15.2                 | Dental Only (b) .....   | 0   | 0                      | 0  | 0                                | 0                                      | 0                      | 0                    | 0  | 0  | 0  | 0                                  | 0                        |
| 15.3                 | Disability Income (b) .....   | 0   | 0                      | 0  | 0                                | 0                                      | 0                      | 0                    | 0  | 0  | 0  | 0                                  | 0                        |
| 15.4                 | Medicare Supplement (b) .....                                       | 0   | 0                      | 0  | 0                                | 0                                      | 0                      | 0                    | 0  | 0  | 0  | 0                                  | 0                        |
| 15.5                 | Medicaid Title XIX (b) .....  | 0   | 0                      | 0  | 0                                | 0                                      | 0                      | 0                    | 0  | 0  | 0  | 0                                  | 0                        |
| 15.6                 | Medicare Title XVIII (b).....                                       | 0   | 0                      | 0  | 0                                | 0                                      | 0                      | 0                    | 0  | 0  | 0  | 0                                  | 0                        |
| 15.7                 | Long-Term Care (b) .....  | 0   | 0                      | 0  | 0                                | 0                                      | 0                      | 0                    | 0  | 0  | 0  | 0                                  | 0                        |
| 15.8                 | Federal Employees Health Benefits Plan (b) .....                    | 0   | 0                      | 0  | 0                                | 0                                      | 0                      | 0                    | 0  | 0  | 0  | 0                                  | 0                        |
| 15.9                 | Other Health (b) .....  | 0   | 0                      | 0  | 0                                | 0                                      | 0                      | 0                    | 0  | 0  | 0  | 0                                  | 0                        |
| 16.                  | Workers' Compensation .....   | 711,616   | 814,565                | 0  | 288,564                          | (279,667)                              | (1,239,109)            | 2,168,648            | 40,062   | (87,387)   | 247,913  | 41,297                             | 0                        |
| 17.1                 | Other Liability - Occurrence .....                                  | 1,381,246   | 1,080,365              | 0  | 713,570                          | 130,407                                | 45,365                 | 700,807              | 3,307  | 55,417   | 148,551  | 121,579                            | 0                        |
| 17.2                 | Other Liability - Claims-Made .....                                 | 1,250   | 1,077                  | 0  | 719                              | 0                                      | (519)                  | (639)                | 0  | (91)   | (113)  | 137                                | 0                        |
| 17.3                 | Excess Workers' Compensation .....                                  | 0   | 0                      | 0  | 0                                | 0                                      | 0                      | 0                    | 0  | 0  | 0  | 0                                  | 0                        |
| 18.1                 | Products Liability - Occurrence .....                               | 0   | 0                      | 0  | 0                                | 0                                      | 0                      | 0                    | 0  | 0  | 0  | 0                                  | 0                        |
| 18.2                 | Products Liability - Claims-Made .....                              | 0   | 0                      | 0  | 0                                | 0                                      | 0                      | 0                    | 0  | 0  | 0  | 0                                  | 0                        |
| 19.1                 | Private Passenger Auto No-Fault (Personal Injury Protection) .....  | 0   | 0                      | 0  | 0                                | 0                                      | 0                      | 0                    | 0  | 0  | 0  | 0                                  | 0                        |
| 19.2                 | Other Private Passenger Auto Liability .....                        | 0   | 0                      | 0  | 0                                | 0                                      | 0                      | 0                    | 0  | 0  | 0  | 0                                  | 0                        |
| 19.3                 | Commercial Auto No-Fault (Personal Injury Protection) .....         | 834   | 834                    | 0  | 0                                | 0                                      | 1                      | 1                    | 0  | 0  | 0  | 0                                  | 0                        |
| 19.4                 | Other Commercial Auto Liability .....                               | 2,298,714   | 2,149,730              | 0  | 1,231,307                        | 1,931,550                              | 1,192,114              | 1,724,905            | 60,599   | 90,251   | 233,230  | 159,491                            | 0                        |
| 21.1                 | Private Passenger Auto Physical Damage .....                        | 0   | 0                      | 0  | 0                                | 0                                      | 0                      | 0                    | 0  | 0  | 0  | 0                                  | 0                        |
| 21.2                 | Commercial Auto Physical Damage .....                               | 469,705   | 550,782                | 0  | 273,590                          | 582,925                                | 228,265                | 71,045               | 10,747   | 3,519  | 14,159   | 50,713                             | 0                        |
| 22.                  | Aircraft (all perils) .....   | 0   | 0                      | 0  | 0                                | 0                                      | 0                      | 0                    | 0  | 0  | 0  | 0                                  | 0                        |
| 23.                  | Fidelity .....  | 0   | 0                      | 0  | 0                                | 0                                      | 0                      | 0                    | 0  | 0  | 0  | 0                                  | 0                        |
| 24.                  | Surety .....  | 0   | 0                      | 0  | 0                                | 0                                      | 0                      | 0                    | 0  | 0  | 0  | 0                                  | 0                        |
| 26.                  | Burglary and Theft .....  | 0   | 0                      | 0  | 0                                | 0                                      | 0                      | 0                    | 0  | 0  | 0  | 0                                  | 0                        |
| 27.                  | Boiler and Machinery .....  | 0   | 0                      | 0  | 0                                | 0                                      | (897)                  | 0                    | 0  | (158)  | 0  | 0                                  | 0                        |
| 28.                  | Credit .....  | 0   | 0                      | 0  | 0                                | 0                                      | 0                      | 0                    | 0  | 0  | 0  | 0                                  | 0                        |
| 29.                  | International .....   | 0   | 0                      | 0  | 0                                | 0                                      | 0                      | 0                    | 0  | 0  | 0  | 0                                  | 0                        |
| 30.                  | Warranty .....  | 0   | 0                      | 0  | 0                                | 0                                      | 0                      | 0                    | 0  | 0  | 0  | 0                                  | 0                        |
| 31.                  | Reins nonproportional assumed property .....                        | XXX   | XXX                    | XXX  | XXX                              | XXX                                    | XXX                    | XXX                  | XXX  | XXX  | XXX  | XXX                                | XXX                      |
| 32.                  | Reins nonproportional assumed liability .....                       | XXX   | XXX                    | XXX  | XXX                              | XXX                                    | XXX                    | XXX                  | XXX  | XXX  | XXX  | XXX                                | XXX                      |
| 33.                  | Reins nonproportional assumed financial lines .....                 | XXX   | XXX                    | XXX  | XXX                              | XXX                                    | XXX                    | XXX                  | XXX  | XXX  | XXX  | XXX                                | XXX                      |
| 34.                  | Aggregate Write-Ins for Other Lines of Business .....               | 0   | 0                      | 0  | 0                                | 0                                      | 0                      | 0                    | 0  | 0  | 0  | 0                                  | 0                        |
| 35.                  | Total (a) .....   | 5,075,420   | 4,818,109              | 0  | 2,594,023                        | 2,365,214                              | 240,402                | 4,707,313            | 114,715  | 74,380   | 659,103  | 402,349                            | 0                        |
| DETAILS OF WRITE-INS |   |   |                        |  |                                  |  |                        |                      |  |  |  |                                    |                          |
| 3401.                | .....   |   |                        |  |                                  |  |                        |                      |  |  |  |                                    |                          |
| 3402.                | .....   |   |                        |  |                                  |  |                        |                      |  |  |  |                                    |                          |
| 3403.                | .....   |   |                        |  |                                  |  |                        |                      |  |  |  |                                    |                          |
| 3498.                | Summary of remaining write-ins for Line 34 from overflow page ..... | 0   | 0                      | 0  | 0                                | 0                                      | 0                      | 0                    | 0  | 0  | 0  | 0                                  | 0                        |
| 3499.                | Totals (Lines 3401 thru 3403 plus 3498)(Line 34 above) .....        | 0   | 0                      | 0  | 0                                | 0                                      | 0                      | 0                    | 0  | 0  | 0  | 0                                  | 0                        |

(a) Finance and service charges not included in Lines 1 to 35 \$ .....

(b) For health business on indicated lines report: Number of persons insured under PPO managed care products ..... and number of persons insured under indemnity only products .....





ANNUAL STATEMENT FOR THE YEAR 2023 OF THE VANLINER INSURANCE COMPANY  
EXHIBIT OF PREMIUMS AND LOSSES (Statutory Page 14)

NAIC Group Code 0084 BUSINESS IN THE STATE OF Washington DURING THE YEAR 2023 NAIC Company Code 21172

| Line of Business     |   | Gross Premiums, Including Policy and Membership Fees, Less Return Premiums and Premiums on Policies not Taken |                        | 3  | 4                                | 5                                      | 6                      | 7                    | 8  | 9  | 10   | 11                                 | 12                       |
|----------------------|---|---|------------------------|--|----------------------------------|--|------------------------|----------------------|--|--|--|------------------------------------|--------------------------|
|                      |   | 1   | 2                      |  |                                  |  |                        |                      |  |  |  |                                    |                          |
|                      |   | Direct Premiums Written   | Direct Premiums Earned | Dividends Paid or Credited to Policyholders on Direct Business | Direct Unearned Premium Reserves | Direct Losses Paid (deducting salvage) | Direct Losses Incurred | Direct Losses Unpaid | Direct Defense and Cost Containment Expense Paid | Direct Defense and Cost Containment Expense Incurred | Direct Defense and Cost Containment Expense Unpaid | Commissions and Brokerage Expenses | Taxes, Licenses and Fees |
| 1.                   | Fire .....  | 0   | 0                      | 0  | 0                                | 0                                      | 0                      | 0                    | 0  | 0  | 0  | 0                                  | 0                        |
| 2.1                  | Allied Lines .....  | 0   | 0                      | 0  | 0                                | 0                                      | 0                      | 0                    | 0  | 0  | 0  | 0                                  | 0                        |
| 2.2                  | Multiple Peril Crop .....   | 0   | 0                      | 0  | 0                                | 0                                      | 0                      | 0                    | 0  | 0  | 0  | 0                                  | 0                        |
| 2.3                  | Federal Flood .....   | 0   | 0                      | 0  | 0                                | 0                                      | 0                      | 0                    | 0  | 0  | 0  | 0                                  | 0                        |
| 2.4.                 | Private Crop .....  | 0   | 0                      | 0  | 0                                | 0                                      | 0                      | 0                    | 0  | 0  | 0  | 0                                  | 0                        |
| 2.5                  | Private Flood .....   | 0   | 0                      | 0  | 0                                | 0                                      | 0                      | 0                    | 0  | 0  | 0  | 0                                  | 0                        |
| 3.                   | Farmowners Multiple Peril .....                                     | 0   | 0                      | 0  | 0                                | 0                                      | 0                      | 0                    | 0  | 0  | 0  | 0                                  | 0                        |
| 4.                   | Homeowners Multiple Peril .....                                     | 0   | 0                      | 0  | 0                                | 0                                      | 0                      | 0                    | 0  | 0  | 0  | 0                                  | 0                        |
| 5.1                  | Commercial Multiple Peril (Non-Liability Portion) .....             | 76,869  | 74,653                 | 0  | 35,929                           | 0                                      | (8,428)                | 29,017               | 0  | 10,385   | 13,737   | 11,001                             | 0                        |
| 5.2                  | Commercial Multiple Peril (Liability Portion) .....                 | 28,378  | 41,300                 | 0  | 6,545                            | 0                                      | (4,211)                | 16,825               | 0  | 582  | 2,029  | 3,945                              | 0                        |
| 6.                   | Mortgage Guaranty .....   | 0   | 0                      | 0  | 0                                | 0                                      | 0                      | 0                    | 0  | 0  | 0  | 0                                  | 0                        |
| 8.                   | Ocean Marine .....  | 0   | 0                      | 0  | 0                                | 0                                      | 0                      | 0                    | 0  | 0  | 0  | 0                                  | 0                        |
| 9.                   | Inland Marine .....   | 22,427  | 23,483                 | 0  | 4,846                            | 0                                      | 7,955                  | 9,223                | 0  | (195)  | 110  | 3,163                              | 0                        |
| 10.                  | Financial Guaranty .....  | 0   | 0                      | 0  | 0                                | 0                                      | 0                      | 0                    | 0  | 0  | 0  | 0                                  | 0                        |
| 11.1                 | Medical Professional Liability - Occurrence .....                   | 0   | 0                      | 0  | 0                                | 0                                      | 0                      | 0                    | 0  | 0  | 0  | 0                                  | 0                        |
| 11.2                 | Medical Professional Liability - Claims-Made .....                  | 0   | 0                      | 0  | 0                                | 0                                      | 0                      | 0                    | 0  | 0  | 0  | 0                                  | 0                        |
| 12.                  | Earthquake .....  | 0   | 0                      | 0  | 0                                | 0                                      | 0                      | 0                    | 0  | 0  | 0  | 0                                  | 0                        |
| 13.1                 | Comprehensive (hospital and medical) ind (b) .....                  | 0   | 0                      | 0  | 0                                | 0                                      | 0                      | 0                    | 0  | 0  | 0  | 0                                  | 0                        |
| 13.2                 | Comprehensive (hospital and medical) group (b) .....                | 0   | 0                      | 0  | 0                                | 0                                      | 0                      | 0                    | 0  | 0  | 0  | 0                                  | 0                        |
| 14.                  | Credit A&H (Group and Individual) .....                             | 0   | 0                      | 0  | 0                                | 0                                      | 0                      | 0                    | 0  | 0  | 0  | 0                                  | 0                        |
| 15.1                 | Vision Only (b).....  | 0   | 0                      | 0  | 0                                | 0                                      | 0                      | 0                    | 0  | 0  | 0  | 0                                  | 0                        |
| 15.2                 | Dental Only (b) .....   | 0   | 0                      | 0  | 0                                | 0                                      | 0                      | 0                    | 0  | 0  | 0  | 0                                  | 0                        |
| 15.3                 | Disability Income (b) .....   | 0   | 0                      | 0  | 0                                | 0                                      | 0                      | 0                    | 0  | 0  | 0  | 0                                  | 0                        |
| 15.4                 | Medicare Supplement (b) .....                                       | 0   | 0                      | 0  | 0                                | 0                                      | 0                      | 0                    | 0  | 0  | 0  | 0                                  | 0                        |
| 15.5                 | Medicaid Title XIX (b) .....  | 0   | 0                      | 0  | 0                                | 0                                      | 0                      | 0                    | 0  | 0  | 0  | 0                                  | 0                        |
| 15.6                 | Medicare Title XVIII (b).....                                       | 0   | 0                      | 0  | 0                                | 0                                      | 0                      | 0                    | 0  | 0  | 0  | 0                                  | 0                        |
| 15.7                 | Long-Term Care (b) .....  | 0   | 0                      | 0  | 0                                | 0                                      | 0                      | 0                    | 0  | 0  | 0  | 0                                  | 0                        |
| 15.8                 | Federal Employees Health Benefits Plan (b) .....                    | 0   | 0                      | 0  | 0                                | 0                                      | 0                      | 0                    | 0  | 0  | 0  | 0                                  | 0                        |
| 15.9                 | Other Health (b) .....  | 0   | 0                      | 0  | 0                                | 0                                      | 0                      | 0                    | 0  | 0  | 0  | 0                                  | 0                        |
| 16.                  | Workers' Compensation .....   | 0   | 0                      | 0  | 0                                | 0                                      | 0                      | 0                    | 0  | 0  | 0  | 0                                  | 0                        |
| 17.1                 | Other Liability - Occurrence .....                                  | 620,890   | 643,115                | 0  | 292,202                          | 67,514                                 | 88,781                 | 498,707              | 10,569   | 108,225  | 157,208  | 60,273                             | 1,461                    |
| 17.2                 | Other Liability - Claims-Made .....                                 | 2,500   | 1,488                  | 0  | 1,387                            | 0                                      | 2,671                  | 4,762                | 0  | 458  | 840  | 205                                | 0                        |
| 17.3                 | Excess Workers' Compensation .....                                  | 0   | 0                      | 0  | 0                                | 0                                      | 0                      | 0                    | 0  | 0  | 0  | 0                                  | 0                        |
| 18.1                 | Products Liability - Occurrence .....                               | 0   | 0                      | 0  | 0                                | 0                                      | 0                      | 0                    | 0  | 0  | 0  | 0                                  | 0                        |
| 18.2                 | Products Liability - Claims-Made .....                              | 0   | 0                      | 0  | 0                                | 0                                      | 0                      | 0                    | 0  | 0  | 0  | 0                                  | 0                        |
| 19.1                 | Private Passenger Auto No-Fault (Personal Injury Protection) .....  | 0   | 0                      | 0  | 0                                | 0                                      | 0                      | 0                    | 0  | 0  | 0  | 0                                  | 0                        |
| 19.2                 | Other Private Passenger Auto Liability .....                        | 0   | 0                      | 0  | 0                                | 0                                      | 0                      | 0                    | 0  | 0  | 0  | 0                                  | 0                        |
| 19.3                 | Commercial Auto No-Fault (Personal Injury Protection) .....         | 3,143   | 2,964                  | 0  | 1,284                            | 0                                      | (2)                    | 9                    | 0  | 0  | 2  | 343                                | 0                        |
| 19.4                 | Other Commercial Auto Liability .....                               | 1,805,599   | 1,639,211              | 0  | 858,434                          | 346,511                                | 1,292,746              | 2,469,398            | 10,811   | 94,925   | 216,299  | 90,841                             | 0                        |
| 21.1                 | Private Passenger Auto Physical Damage .....                        | 0   | 0                      | 0  | 0                                | 0                                      | 0                      | 0                    | 0  | 0  | 0  | 0                                  | 0                        |
| 21.2                 | Commercial Auto Physical Damage .....                               | 412,276   | 422,125                | 0  | 142,322                          | 372,216                                | 101,066                | 55,712               | 0  | (6,321)  | 10,974   | 20,926                             | 130                      |
| 22.                  | Aircraft (all perils) .....   | 0   | 0                      | 0  | 0                                | 0                                      | 0                      | 0                    | 0  | 0  | 0  | 0                                  | 0                        |
| 23.                  | Fidelity .....  | 0   | 0                      | 0  | 0                                | 0                                      | 0                      | 0                    | 0  | 0  | 0  | 0                                  | 0                        |
| 24.                  | Surety .....  | 0   | 0                      | 0  | 0                                | 0                                      | 0                      | 0                    | 0  | 0  | 0  | 0                                  | 0                        |
| 26.                  | Burglary and Theft .....  | 0   | 0                      | 0  | 0                                | 0                                      | 0                      | 0                    | 0  | 0  | 0  | 0                                  | 0                        |
| 27.                  | Boiler and Machinery .....  | 0   | 0                      | 0  | 0                                | 0                                      | 0                      | 0                    | 0  | 0  | 0  | 0                                  | 0                        |
| 28.                  | Credit .....  | 0   | 0                      | 0  | 0                                | 0                                      | 0                      | 0                    | 0  | 0  | 0  | 0                                  | 0                        |
| 29.                  | International .....   | 0   | 0                      | 0  | 0                                | 0                                      | 0                      | 0                    | 0  | 0  | 0  | 0                                  | 0                        |
| 30.                  | Warranty .....  | 0   | 0                      | 0  | 0                                | 0                                      | 0                      | 0                    | 0  | 0  | 0  | 0                                  | 0                        |
| 31.                  | Reins nonproportional assumed property .....                        | XXX   | XXX                    | XXX  | XXX                              | XXX                                    | XXX                    | XXX                  | XXX  | XXX  | XXX  | XXX                                | XXX                      |
| 32.                  | Reins nonproportional assumed liability .....                       | XXX   | XXX                    | XXX  | XXX                              | XXX                                    | XXX                    | XXX                  | XXX  | XXX  | XXX  | XXX                                | XXX                      |
| 33.                  | Reins nonproportional assumed financial lines .....                 | XXX   | XXX                    | XXX  | XXX                              | XXX                                    | XXX                    | XXX                  | XXX  | XXX  | XXX  | XXX                                | XXX                      |
| 34.                  | Aggregate Write-Ins for Other Lines of Business .....               | 0   | 0                      | 0  | 0                                | 0                                      | 0                      | 0                    | 0  | 0  | 0  | 0                                  | 0                        |
| 35.                  | Total (a) .....   | 2,972,081   | 2,848,340              | 0  | 1,342,950                        | 786,241                                | 1,480,578              | 3,083,654            | 21,380   | 208,060  | 401,200  | 190,696                            | 1,591                    |
| DETAILS OF WRITE-INS |   |   |                        |  |                                  |  |                        |                      |  |  |  |                                    |                          |
| 3401.                | .....   |   |                        |  |                                  |  |                        |                      |  |  |  |                                    |                          |
| 3402.                | .....   |   |                        |  |                                  |  |                        |                      |  |  |  |                                    |                          |
| 3403.                | .....   |   |                        |  |                                  |  |                        |                      |  |  |  |                                    |                          |
| 3498.                | Summary of remaining write-ins for Line 34 from overflow page ..... | 0   | 0                      | 0  | 0                                | 0                                      | 0                      | 0                    | 0  | 0  | 0  | 0                                  | 0                        |
| 3499.                | Totals (Lines 3401 thru 3403 plus 3498)(Line 34 above) .....        | 0   | 0                      | 0  | 0                                | 0                                      | 0                      | 0                    | 0  | 0  | 0  | 0                                  | 0                        |

(a) Finance and service charges not included in Lines 1 to 35 \$ .....0  
(b) For health business on indicated lines report: Number of persons insured under PPO managed care products .....0 and number of persons insured under indemnity only products .....0 .



ANNUAL STATEMENT FOR THE YEAR 2023 OF THE VANLINER INSURANCE COMPANY

EXHIBIT OF PREMIUMS AND LOSSES (Statutory Page 14)

NAIC Group Code 0084 BUSINESS IN THE STATE OF West Virginia DURING THE YEAR 2023 NAIC Company Code 21172

| Line of Business     |   | Gross Premiums, Including<br>Policy and Membership Fees,<br>Less Return Premiums and<br>Premiums on Policies not Taken |                                | 3<br><br>Dividends Paid<br>or Credited to<br>Policyholders<br>on Direct Business | 4<br><br>Direct Unearned<br>Premium Reserves | 5<br><br>Direct Losses Paid<br>(deducting salvage) | 6<br><br>Direct Losses<br>Incurred | 7<br><br>Direct<br>Losses Unpaid | 8<br><br>Direct Defense<br>and Cost<br>Containment<br>Expense Paid | 9<br><br>Direct Defense<br>and Cost<br>Containment<br>Expense Incurred | 10<br><br>Direct Defense<br>and Cost<br>Containment<br>Expense<br>Unpaid | 11<br><br>Commissions<br>and Brokerage<br>Expenses | 12<br><br>Taxes, Licenses<br>and Fees |
|----------------------|---|--|--------------------------------|--|--|--|------------------------------------|----------------------------------|--|--|--|--|---------------------------------------|
|                      |   | 1<br>Direct Premiums<br>Written  | 2<br>Direct Premiums<br>Earned |  |  |  |                                    |                                  |  |  |  |  |                                       |
| 1.                   | Fire .....  | 0  | 0                              | 0  | 0  | 0  | 0                                  | 0                                | 0  | 0  | 0  | 0  | 0                                     |
| 2.1                  | Allied Lines .....  | 0  | 0                              | 0  | 0  | 0  | 0                                  | 0                                | 0  | 0  | 0  | 0  | 0                                     |
| 2.2                  | Multiple Peril Crop .....   | 0  | 0                              | 0  | 0  | 0  | 0                                  | 0                                | 0  | 0  | 0  | 0  | 0                                     |
| 2.3                  | Federal Flood .....   | 0  | 0                              | 0  | 0  | 0  | 0                                  | 0                                | 0  | 0  | 0  | 0  | 0                                     |
| 2.4                  | Private Crop .....  | 0  | 0                              | 0  | 0  | 0  | 0                                  | 0                                | 0  | 0  | 0  | 0  | 0                                     |
| 2.5                  | Private Flood .....   | 0  | 0                              | 0  | 0  | 0  | 0                                  | 0                                | 0  | 0  | 0  | 0  | 0                                     |
| 3.                   | Farmowners Multiple Peril .....                                     | 0  | 0                              | 0  | 0  | 0  | 0                                  | 0                                | 0  | 0  | 0  | 0  | 0                                     |
| 4.                   | Homeowners Multiple Peril .....                                     | 0  | 0                              | 0  | 0  | 0  | 0                                  | 0                                | 0  | 0  | 0  | 0  | 0                                     |
| 5.1                  | Commercial Multiple Peril (Non-Liability Portion) .....             | 0  | 0                              | 0  | 0  | 0  | 0                                  | 0                                | 0  | 0  | 0  | 0  | 0                                     |
| 5.2                  | Commercial Multiple Peril (Liability Portion) .....                 | 0  | 0                              | 0  | 0  | 0  | 0                                  | 0                                | 0  | 0  | 0  | 0  | 0                                     |
| 6.                   | Mortgage Guaranty .....   | 0  | 0                              | 0  | 0  | 0  | 0                                  | 0                                | 0  | 0  | 0  | 0  | 0                                     |
| 8.                   | Ocean Marine .....  | 0  | 0                              | 0  | 0  | 0  | 0                                  | 0                                | 0  | 0  | 0  | 0  | 0                                     |
| 9.                   | Inland Marine .....   | 3,837  | 3,760                          | 0  | 2,883  | 0  | 113                                | 212                              | 0  | (10)   | 14   | 537  | 0                                     |
| 10.                  | Financial Guaranty .....  | 0  | 0                              | 0  | 0  | 0  | 0                                  | 0                                | 0  | 0  | 0  | 0  | 0                                     |
| 11.1                 | Medical Professional Liability - Occurrence .....                   | 0  | 0                              | 0  | 0  | 0  | 0                                  | 0                                | 0  | 0  | 0  | 0  | 0                                     |
| 11.2                 | Medical Professional Liability - Claims-Made .....                  | 0  | 0                              | 0  | 0  | 0  | 0                                  | 0                                | 0  | 0  | 0  | 0  | 0                                     |
| 12.                  | Earthquake .....  | 0  | 0                              | 0  | 0  | 0  | 0                                  | 0                                | 0  | 0  | 0  | 0  | 0                                     |
| 13.1                 | Comprehensive (hospital and medical) ind (b) .....                  | 0  | 0                              | 0  | 0  | 0  | 0                                  | 0                                | 0  | 0  | 0  | 0  | 0                                     |
| 13.2                 | Comprehensive (hospital and medical) group (b) .....                | 0  | 0                              | 0  | 0  | 0  | 0                                  | 0                                | 0  | 0  | 0  | 0  | 0                                     |
| 14.                  | Credit A&H (Group and Individual) .....                             | 0  | 0                              | 0  | 0  | 0  | 0                                  | 0                                | 0  | 0  | 0  | 0  | 0                                     |
| 15.1                 | Vision Only (b).....  | 0  | 0                              | 0  | 0  | 0  | 0                                  | 0                                | 0  | 0  | 0  | 0  | 0                                     |
| 15.2                 | Dental Only (b) .....   | 0  | 0                              | 0  | 0  | 0  | 0                                  | 0                                | 0  | 0  | 0  | 0  | 0                                     |
| 15.3                 | Disability Income (b) .....   | 0  | 0                              | 0  | 0  | 0  | 0                                  | 0                                | 0  | 0  | 0  | 0  | 0                                     |
| 15.4                 | Medicare Supplement (b) .....                                       | 0  | 0                              | 0  | 0  | 0  | 0                                  | 0                                | 0  | 0  | 0  | 0  | 0                                     |
| 15.5                 | Medicaid Title XIX (b) .....  | 0  | 0                              | 0  | 0  | 0  | 0                                  | 0                                | 0  | 0  | 0  | 0  | 0                                     |
| 15.6                 | Medicare Title XVIII (b).....                                       | 0  | 0                              | 0  | 0  | 0  | 0                                  | 0                                | 0  | 0  | 0  | 0  | 0                                     |
| 15.7                 | Long-Term Care (b) .....  | 0  | 0                              | 0  | 0  | 0  | 0                                  | 0                                | 0  | 0  | 0  | 0  | 0                                     |
| 15.8                 | Federal Employees Health Benefits Plan (b) .....                    | 0  | 0                              | 0  | 0  | 0  | 0                                  | 0                                | 0  | 0  | 0  | 0  | 0                                     |
| 15.9                 | Other Health (b) .....  | 0  | 0                              | 0  | 0  | 0  | 0                                  | 0                                | 0  | 0  | 0  | 0  | 0                                     |
| 16.                  | Workers' Compensation .....   | 246,972  | 214,586                        | 0  | 83,658                                       | 15,897   | 117,831                            | 277,188                          | 4,780  | 11,945   | 40,196   | 9,636  | 0                                     |
| 17.1                 | Other Liability - Occurrence .....                                  | 73,296   | 66,139                         | 0  | 55,455                                       | 8,325  | 10,913                             | 51,732                           | 0  | 5,213  | 11,117   | 7,906  | 0                                     |
| 17.2                 | Other Liability - Claims-Made .....                                 | 500  | 500                            | 0  | 376  | 0  | 1,349                              | 2,152                            | 0  | 233  | 380  | 47   | 0                                     |
| 17.3                 | Excess Workers' Compensation .....                                  | 0  | 0                              | 0  | 0  | 0  | 0                                  | 0                                | 0  | 0  | 0  | 0  | 0                                     |
| 18.1                 | Products Liability - Occurrence .....                               | 0  | 0                              | 0  | 0  | 0  | 0                                  | 0                                | 0  | 0  | 0  | 0  | 0                                     |
| 18.2                 | Products Liability - Claims-Made .....                              | 0  | 0                              | 0  | 0  | 0  | 0                                  | 0                                | 0  | 0  | 0  | 0  | 0                                     |
| 19.1                 | Private Passenger Auto No-Fault (Personal Injury Protection) .....  | 0  | 0                              | 0  | 0  | 0  | 0                                  | 0                                | 0  | 0  | 0  | 0  | 0                                     |
| 19.2                 | Other Private Passenger Auto Liability .....                        | 0  | 0                              | 0  | 0  | 0  | 0                                  | 0                                | 0  | 0  | 0  | 0  | 0                                     |
| 19.3                 | Commercial Auto No-Fault (Personal Injury Protection) .....         | 0  | 0                              | 0  | 0  | 0  | (1)                                | 0                                | 0  | 0  | 0  | 0  | 0                                     |
| 19.4                 | Other Commercial Auto Liability .....                               | 73,244   | 62,955                         | 0  | 51,775                                       | 186,530  | 161,152                            | 53,394                           | 6,802  | 2,932  | 24,427   | 6,814  | 0                                     |
| 21.1                 | Private Passenger Auto Physical Damage .....                        | 0  | 0                              | 0  | 0  | 0  | 0                                  | 0                                | 0  | 0  | 0  | 0  | 0                                     |
| 21.2                 | Commercial Auto Physical Damage .....                               | 17,886   | 12,041                         | 0  | 12,058                                       | 3,650  | 3,222                              | 1,116                            | 0  | (21)   | 287  | 1,665  | 5                                     |
| 22.                  | Aircraft (all perils) .....   | 0  | 0                              | 0  | 0  | 0  | 0                                  | 0                                | 0  | 0  | 0  | 0  | 0                                     |
| 23.                  | Fidelity .....  | 0  | 0                              | 0  | 0  | 0  | 0                                  | 0                                | 0  | 0  | 0  | 0  | 0                                     |
| 24.                  | Surety .....  | 0  | 0                              | 0  | 0  | 0  | 0                                  | 0                                | 0  | 0  | 0  | 0  | 0                                     |
| 26.                  | Burglary and Theft .....  | 0  | 0                              | 0  | 0  | 0  | 0                                  | 0                                | 0  | 0  | 0  | 0  | 0                                     |
| 27.                  | Boiler and Machinery .....  | 0  | 0                              | 0  | 0  | 0  | 0                                  | 0                                | 0  | 0  | 0  | 0  | 0                                     |
| 28.                  | Credit .....  | 0  | 0                              | 0  | 0  | 0  | 0                                  | 0                                | 0  | 0  | 0  | 0  | 0                                     |
| 29.                  | International .....   | 0  | 0                              | 0  | 0  | 0  | 0                                  | 0                                | 0  | 0  | 0  | 0  | 0                                     |
| 30.                  | Warranty .....  | 0  | 0                              | 0  | 0  | 0  | 0                                  | 0                                | 0  | 0  | 0  | 0  | 0                                     |
| 31.                  | Reins nonproportional assumed property .....                        | XXX  | XXX                            | XXX  | XXX  | XXX  | XXX                                | XXX                              | XXX  | XXX  | XXX  | XXX  | XXX                                   |
| 32.                  | Reins nonproportional assumed liability .....                       | XXX  | XXX                            | XXX  | XXX  | XXX  | XXX                                | XXX                              | XXX  | XXX  | XXX  | XXX  | XXX                                   |
| 33.                  | Reins nonproportional assumed financial lines .....                 | XXX  | XXX                            | XXX  | XXX  | XXX  | XXX                                | XXX                              | XXX  | XXX  | XXX  | XXX  | XXX                                   |
| 34.                  | Aggregate Write-Ins for Other Lines of Business .....               | 0  | 0                              | 0  | 0  | 0  | 0                                  | 0                                | 0  | 0  | 0  | 0  | 0                                     |
| 35.                  | Total (a) .....   | 415,735  | 359,980                        | 0  | 206,204                                      | 214,402  | 294,579                            | 385,794                          | 11,582   | 20,292   | 76,420   | 26,605   | 5                                     |
| DETAILS OF WRITE-INS |   |  |                                |  |  |  |                                    |                                  |  |  |  |  |                                       |
| 3401.                | .....   |  |                                |  |  |  |                                    |                                  |  |  |  |  |                                       |
| 3402.                | .....   |  |                                |  |  |  |                                    |                                  |  |  |  |  |                                       |
| 3403.                | .....   |  |                                |  |  |  |                                    |                                  |  |  |  |  |                                       |
| 3498.                | Summary of remaining write-ins for Line 34 from overflow page ..... | 0  | 0                              | 0  | 0  | 0  | 0                                  | 0                                | 0  | 0  | 0  | 0  | 0                                     |
| 3499.                | Totals (Lines 3401 thru 3403 plus 3498)(Line 34 above) .....        | 0  | 0                              | 0  | 0  | 0  | 0                                  | 0                                | 0  | 0  | 0  | 0  | 0                                     |

(a) Finance and service charges not included in Lines 1 to 35 \$ .....0  
(b) For health business on indicated lines report: Number of persons insured under PPO managed care products .....0 and number of persons insured under indemnity only products .....0 .



ANNUAL STATEMENT FOR THE YEAR 2023 OF THE VANLINER INSURANCE COMPANY

EXHIBIT OF PREMIUMS AND LOSSES (Statutory Page 14)

NAIC Group Code 0084

BUSINESS IN THE STATE OF Wisconsin

DURING THE YEAR 2023

NAIC Company Code 21172

| Line of Business     |   | Gross Premiums, Including Policy and Membership Fees, Less Return Premiums and Premiums on Policies not Taken |                        | 3  | 4                                | 5                                      | 6                      | 7                    | 8  | 9  | 10   | 11                                 | 12                       |
|----------------------|---|---|------------------------|--|----------------------------------|--|------------------------|----------------------|--|--|--|------------------------------------|--------------------------|
|                      |   | 1   | 2                      |  |                                  |  |                        |                      |  |  |  |                                    |                          |
|                      |   | Direct Premiums Written   | Direct Premiums Earned | Dividends Paid or Credited to Policyholders on Direct Business | Direct Unearned Premium Reserves | Direct Losses Paid (deducting salvage) | Direct Losses Incurred | Direct Losses Unpaid | Direct Defense and Cost Containment Expense Paid | Direct Defense and Cost Containment Expense Incurred | Direct Defense and Cost Containment Expense Unpaid | Commissions and Brokerage Expenses | Taxes, Licenses and Fees |
| 1.                   | Fire .....  | 0   | 0                      | 0  | 0                                | 0                                      | 0                      | 0                    | 0  | 0  | 0  | 0                                  | 0                        |
| 2.1                  | Allied Lines .....  | 0   | 0                      | 0  | 0                                | 0                                      | 0                      | 0                    | 0  | 0  | 0  | 0                                  | 0                        |
| 2.2                  | Multiple Peril Crop .....   | 0   | 0                      | 0  | 0                                | 0                                      | 0                      | 0                    | 0  | 0  | 0  | 0                                  | 0                        |
| 2.3                  | Federal Flood .....   | 0   | 0                      | 0  | 0                                | 0                                      | 0                      | 0                    | 0  | 0  | 0  | 0                                  | 0                        |
| 2.4.                 | Private Crop .....  | 0   | 0                      | 0  | 0                                | 0                                      | 0                      | 0                    | 0  | 0  | 0  | 0                                  | 0                        |
| 2.5                  | Private Flood .....   | 0   | 0                      | 0  | 0                                | 0                                      | 0                      | 0                    | 0  | 0  | 0  | 0                                  | 0                        |
| 3.                   | Farmowners Multiple Peril .....                                     | 0   | 0                      | 0  | 0                                | 0                                      | 0                      | 0                    | 0  | 0  | 0  | 0                                  | 0                        |
| 4.                   | Homeowners Multiple Peril .....                                     | 0   | 0                      | 0  | 0                                | 0                                      | 0                      | 0                    | 0  | 0  | 0  | 0                                  | 0                        |
| 5.1                  | Commercial Multiple Peril (Non-Liability Portion) .....             | 53,148  | 52,784                 | 0  | 11,239                           | 0                                      | (7,031)                | 20,168               | 0  | 7,113  | 9,548  | 6,411                              | 0                        |
| 5.2                  | Commercial Multiple Peril (Liability Portion) .....                 | 15,414  | 9,846                  | 0  | 7,603                            | 0                                      | (2,248)                | 2,431                | 1,774  | 1,705  | 293  | 2,094                              | 0                        |
| 6.                   | Mortgage Guaranty .....   | 0   | 0                      | 0  | 0                                | 0                                      | 0                      | 0                    | 0  | 0  | 0  | 0                                  | 0                        |
| 8.                   | Ocean Marine .....  | 0   | 0                      | 0  | 0                                | 0                                      | 0                      | 0                    | 0  | 0  | 0  | 0                                  | 0                        |
| 9.                   | Inland Marine .....   | 6,621   | 7,424                  | 0  | 3,520                            | 0                                      | 168                    | 620                  | 0  | (69)   | 40   | 768                                | 0                        |
| 10.                  | Financial Guaranty .....  | 0   | 0                      | 0  | 0                                | 0                                      | 0                      | 0                    | 0  | 0  | 0  | 0                                  | 0                        |
| 11.1                 | Medical Professional Liability - Occurrence .....                   | 0   | 0                      | 0  | 0                                | 0                                      | 0                      | 0                    | 0  | 0  | 0  | 0                                  | 0                        |
| 11.2                 | Medical Professional Liability - Claims-Made .....                  | 0   | 0                      | 0  | 0                                | 0                                      | 0                      | 0                    | 0  | 0  | 0  | 0                                  | 0                        |
| 12.                  | Earthquake .....  | 0   | 0                      | 0  | 0                                | 0                                      | 0                      | 0                    | 0  | 0  | 0  | 0                                  | 0                        |
| 13.1                 | Comprehensive (hospital and medical) ind (b) .....                  | 0   | 0                      | 0  | 0                                | 0                                      | 0                      | 0                    | 0  | 0  | 0  | 0                                  | 0                        |
| 13.2                 | Comprehensive (hospital and medical) group (b) .....                | 0   | 0                      | 0  | 0                                | 0                                      | 0                      | 0                    | 0  | 0  | 0  | 0                                  | 0                        |
| 14.                  | Credit A&H (Group and Individual) .....                             | 0   | 0                      | 0  | 0                                | 0                                      | 0                      | 0                    | 0  | 0  | 0  | 0                                  | 0                        |
| 15.1                 | Vision Only (b).....  | 0   | 0                      | 0  | 0                                | 0                                      | 0                      | 0                    | 0  | 0  | 0  | 0                                  | 0                        |
| 15.2                 | Dental Only (b) .....   | 0   | 0                      | 0  | 0                                | 0                                      | 0                      | 0                    | 0  | 0  | 0  | 0                                  | 0                        |
| 15.3                 | Disability Income (b) .....   | 0   | 0                      | 0  | 0                                | 0                                      | 0                      | 0                    | 0  | 0  | 0  | 0                                  | 0                        |
| 15.4                 | Medicare Supplement (b) .....                                       | 0   | 0                      | 0  | 0                                | 0                                      | 0                      | 0                    | 0  | 0  | 0  | 0                                  | 0                        |
| 15.5                 | Medicaid Title XIX (b) .....  | 0   | 0                      | 0  | 0                                | 0                                      | 0                      | 0                    | 0  | 0  | 0  | 0                                  | 0                        |
| 15.6                 | Medicare Title XVIII (b).....                                       | 0   | 0                      | 0  | 0                                | 0                                      | 0                      | 0                    | 0  | 0  | 0  | 0                                  | 0                        |
| 15.7                 | Long-Term Care (b) .....  | 0   | 0                      | 0  | 0                                | 0                                      | 0                      | 0                    | 0  | 0  | 0  | 0                                  | 0                        |
| 15.8                 | Federal Employees Health Benefits Plan (b) .....                    | 0   | 0                      | 0  | 0                                | 0                                      | 0                      | 0                    | 0  | 0  | 0  | 0                                  | 0                        |
| 15.9                 | Other Health (b) .....  | 0   | 0                      | 0  | 0                                | 0                                      | 0                      | 0                    | 0  | 0  | 0  | 0                                  | 0                        |
| 16.                  | Workers' Compensation .....   | 2,682,975   | 2,790,364              | 0  | 551,663                          | 535,536                                | 706,534                | 2,197,099            | 81,008   | 81,370   | 349,152  | 50,948                             | (7)                      |
| 17.1                 | Other Liability - Occurrence .....                                  | 357,493   | 414,056                | 0  | 58,756                           | 60,081                                 | 534,680                | 1,034,816            | 36,753   | 61,139   | 99,318   | 31,568                             | 0                        |
| 17.2                 | Other Liability - Claims-Made .....                                 | 707   | 1,081                  | 0  | 127                              | 0                                      | 2,169                  | 7,971                | 0  | 347  | 1,407  | 50                                 | 0                        |
| 17.3                 | Excess Workers' Compensation .....                                  | 0   | 0                      | 0  | 0                                | 0                                      | 0                      | 0                    | 0  | 0  | 0  | 0                                  | 0                        |
| 18.1                 | Products Liability - Occurrence .....                               | 0   | 0                      | 0  | 0                                | 0                                      | 0                      | 0                    | 0  | 0  | 0  | 0                                  | 0                        |
| 18.2                 | Products Liability - Claims-Made .....                              | 0   | 0                      | 0  | 0                                | 0                                      | 0                      | 0                    | 0  | 0  | 0  | 0                                  | 0                        |
| 19.1                 | Private Passenger Auto No-Fault (Personal Injury Protection) .....  | 0   | 0                      | 0  | 0                                | 0                                      | 0                      | 0                    | 0  | 0  | 0  | 0                                  | 0                        |
| 19.2                 | Other Private Passenger Auto Liability .....                        | 0   | 0                      | 0  | 0                                | 0                                      | 0                      | 0                    | 0  | 0  | 0  | 0                                  | 0                        |
| 19.3                 | Commercial Auto No-Fault (Personal Injury Protection) .....         | 0   | 0                      | 0  | 0                                | 0                                      | (1)                    | 1                    | 0  | 0  | 0  | (3)                                | 0                        |
| 19.4                 | Other Commercial Auto Liability .....                               | 621,868   | 715,762                | 0  | 120,198                          | 135,834                                | 134,051                | 1,692,818            | 56,636   | 94,319   | 130,553  | 50,736                             | 59                       |
| 21.1                 | Private Passenger Auto Physical Damage .....                        | 0   | 0                      | 0  | 0                                | 0                                      | 0                      | 0                    | 0  | 0  | 0  | 0                                  | 0                        |
| 21.2                 | Commercial Auto Physical Damage .....                               | 308,073   | 348,963                | 0  | 73,600                           | 140,054                                | 104,916                | 45,468               | 0  | (4,252)  | 10,095   | 29,330                             | 0                        |
| 22.                  | Aircraft (all perils) .....   | 0   | 0                      | 0  | 0                                | 0                                      | 0                      | 0                    | 0  | 0  | 0  | 0                                  | 0                        |
| 23.                  | Fidelity .....  | 0   | 0                      | 0  | 0                                | 0                                      | 0                      | 0                    | 0  | 0  | 0  | 0                                  | 0                        |
| 24.                  | Surety .....  | 0   | 0                      | 0  | 0                                | 0                                      | 0                      | 0                    | 0  | 0  | 0  | 0                                  | 0                        |
| 26.                  | Burglary and Theft .....  | 0   | 0                      | 0  | 0                                | 0                                      | 0                      | 0                    | 0  | 0  | 0  | 0                                  | 0                        |
| 27.                  | Boiler and Machinery .....  | 0   | 0                      | 0  | 0                                | 0                                      | 0                      | 0                    | 0  | 0  | 0  | 0                                  | 0                        |
| 28.                  | Credit .....  | 0   | 0                      | 0  | 0                                | 0                                      | 0                      | 0                    | 0  | 0  | 0  | 0                                  | 0                        |
| 29.                  | International .....   | 0   | 0                      | 0  | 0                                | 0                                      | 0                      | 0                    | 0  | 0  | 0  | 0                                  | 0                        |
| 30.                  | Warranty .....  | 0   | 0                      | 0  | 0                                | 0                                      | 0                      | 0                    | 0  | 0  | 0  | 0                                  | 0                        |
| 31.                  | Reins nonproportional assumed property .....                        | XXX   | XXX                    | XXX  | XXX                              | XXX                                    | XXX                    | XXX                  | XXX  | XXX  | XXX  | XXX                                | XXX                      |
| 32.                  | Reins nonproportional assumed liability .....                       | XXX   | XXX                    | XXX  | XXX                              | XXX                                    | XXX                    | XXX                  | XXX  | XXX  | XXX  | XXX                                | XXX                      |
| 33.                  | Reins nonproportional assumed financial lines .....                 | XXX   | XXX                    | XXX  | XXX                              | XXX                                    | XXX                    | XXX                  | XXX  | XXX  | XXX  | XXX                                | XXX                      |
| 34.                  | Aggregate Write-Ins for Other Lines of Business .....               | 0   | 0                      | 0  | 0                                | 0                                      | 0                      | 0                    | 0  | 0  | 0  | 0                                  | 0                        |
| 35.                  | Total (a) .....   | 4,046,299   | 4,340,281              | 0  | 826,706                          | 871,505                                | 1,473,238              | 5,001,391            | 176,171  | 241,672  | 600,405  | 171,902                            | 52                       |
| DETAILS OF WRITE-INS |   |   |                        |  |                                  |  |                        |                      |  |  |  |                                    |                          |
| 3401.                | .....   |   |                        |  |                                  |  |                        |                      |  |  |  |                                    |                          |
| 3402.                | .....   |   |                        |  |                                  |  |                        |                      |  |  |  |                                    |                          |
| 3403.                | .....   |   |                        |  |                                  |  |                        |                      |  |  |  |                                    |                          |
| 3498.                | Summary of remaining write-ins for Line 34 from overflow page ..... | 0   | 0                      | 0  | 0                                | 0                                      | 0                      | 0                    | 0  | 0  | 0  | 0                                  | 0                        |
| 3499.                | Totals (Lines 3401 thru 3403 plus 3498)(Line 34 above) .....        | 0   | 0                      | 0  | 0                                | 0                                      | 0                      | 0                    | 0  | 0  | 0  | 0                                  | 0                        |

(a) Finance and service charges not included in Lines 1 to 35 \$ 25

(b) For health business on indicated lines report: Number of persons insured under PPO managed care products 0 and number of persons insured under indemnity only products 0



ANNUAL STATEMENT FOR THE YEAR 2023 OF THE VANLINER INSURANCE COMPANY  
EXHIBIT OF PREMIUMS AND LOSSES (Statutory Page 14)

NAIC Group Code 0084 BUSINESS IN THE STATE OF Wyoming DURING THE YEAR 2023 NAIC Company Code 21172

| Line of Business     |   | Gross Premiums, Including Policy and Membership Fees, Less Return Premiums and Premiums on Policies not Taken |                        | 3  | 4                                | 5                                      | 6                      | 7                    | 8  | 9  | 10   | 11                                 | 12                       |
|----------------------|---|---|------------------------|--|----------------------------------|--|------------------------|----------------------|--|--|--|------------------------------------|--------------------------|
|                      |   | 1   | 2                      |  |                                  |  |                        |                      |  |  |  |                                    |                          |
|                      |   | Direct Premiums Written   | Direct Premiums Earned | Dividends Paid or Credited to Policyholders on Direct Business | Direct Unearned Premium Reserves | Direct Losses Paid (deducting salvage) | Direct Losses Incurred | Direct Losses Unpaid | Direct Defense and Cost Containment Expense Paid | Direct Defense and Cost Containment Expense Incurred | Direct Defense and Cost Containment Expense Unpaid | Commissions and Brokerage Expenses | Taxes, Licenses and Fees |
| 1.                   | Fire .....  | 0   | 0                      | 0  | 0                                | 0                                      | 0                      | 0                    | 0  | 0  | 0  | 0                                  | 0                        |
| 2.1                  | Allied Lines .....  | 0   | 0                      | 0  | 0                                | 0                                      | 0                      | 0                    | 0  | 0  | 0  | 0                                  | 0                        |
| 2.2                  | Multiple Peril Crop .....   | 0   | 0                      | 0  | 0                                | 0                                      | 0                      | 0                    | 0  | 0  | 0  | 0                                  | 0                        |
| 2.3                  | Federal Flood .....   | 0   | 0                      | 0  | 0                                | 0                                      | 0                      | 0                    | 0  | 0  | 0  | 0                                  | 0                        |
| 2.4                  | Private Crop .....  | 0   | 0                      | 0  | 0                                | 0                                      | 0                      | 0                    | 0  | 0  | 0  | 0                                  | 0                        |
| 2.5                  | Private Flood .....   | 0   | 0                      | 0  | 0                                | 0                                      | 0                      | 0                    | 0  | 0  | 0  | 0                                  | 0                        |
| 3.                   | Farmowners Multiple Peril .....                                     | 0   | 0                      | 0  | 0                                | 0                                      | 0                      | 0                    | 0  | 0  | 0  | 0                                  | 0                        |
| 4.                   | Homeowners Multiple Peril .....                                     | 0   | 0                      | 0  | 0                                | 0                                      | 0                      | 0                    | 0  | 0  | 0  | 0                                  | 0                        |
| 5.1                  | Commercial Multiple Peril (Non-Liability Portion) .....             | 11,537  | 7,431                  | 0  | 4,106                            | 0                                      | 1,038                  | 1,038                | 0  | 492  | 492  | 1,384                              | 0                        |
| 5.2                  | Commercial Multiple Peril (Liability Portion) .....                 | 2,438   | 1,622                  | 0  | 816                              | 0                                      | 223                    | 223                  | 0  | 27   | 27   | 293                                | 0                        |
| 6.                   | Mortgage Guaranty .....   | 0   | 0                      | 0  | 0                                | 0                                      | 0                      | 0                    | 0  | 0  | 0  | 0                                  | 0                        |
| 8.                   | Ocean Marine .....  | 0   | 0                      | 0  | 0                                | 0                                      | 0                      | 0                    | 0  | 0  | 0  | 0                                  | 0                        |
| 9.                   | Inland Marine .....   | 2,023   | 1,349                  | 0  | 674                              | 0                                      | 35                     | 42                   | 0  | 1  | 3  | 243                                | 0                        |
| 10.                  | Financial Guaranty .....  | 0   | 0                      | 0  | 0                                | 0                                      | 0                      | 0                    | 0  | 0  | 0  | 0                                  | 0                        |
| 11.1                 | Medical Professional Liability - Occurrence .....                   | 0   | 0                      | 0  | 0                                | 0                                      | 0                      | 0                    | 0  | 0  | 0  | 0                                  | 0                        |
| 11.2                 | Medical Professional Liability - Claims-Made .....                  | 0   | 0                      | 0  | 0                                | 0                                      | 0                      | 0                    | 0  | 0  | 0  | 0                                  | 0                        |
| 12.                  | Earthquake .....  | 0   | 0                      | 0  | 0                                | 0                                      | 0                      | 0                    | 0  | 0  | 0  | 0                                  | 0                        |
| 13.1                 | Comprehensive (hospital and medical) ind (b) .....                  | 0   | 0                      | 0  | 0                                | 0                                      | 0                      | 0                    | 0  | 0  | 0  | 0                                  | 0                        |
| 13.2                 | Comprehensive (hospital and medical) group (b) .....                | 0   | 0                      | 0  | 0                                | 0                                      | 0                      | 0                    | 0  | 0  | 0  | 0                                  | 0                        |
| 14.                  | Credit A&H (Group and Individual) .....                             | 0   | 0                      | 0  | 0                                | 0                                      | 0                      | 0                    | 0  | 0  | 0  | 0                                  | 0                        |
| 15.1                 | Vision Only (b).....  | 0   | 0                      | 0  | 0                                | 0                                      | 0                      | 0                    | 0  | 0  | 0  | 0                                  | 0                        |
| 15.2                 | Dental Only (b) .....   | 0   | 0                      | 0  | 0                                | 0                                      | 0                      | 0                    | 0  | 0  | 0  | 0                                  | 0                        |
| 15.3                 | Disability Income (b) .....   | 0   | 0                      | 0  | 0                                | 0                                      | 0                      | 0                    | 0  | 0  | 0  | 0                                  | 0                        |
| 15.4                 | Medicare Supplement (b) .....                                       | 0   | 0                      | 0  | 0                                | 0                                      | 0                      | 0                    | 0  | 0  | 0  | 0                                  | 0                        |
| 15.5                 | Medicaid Title XIX (b) .....  | 0   | 0                      | 0  | 0                                | 0                                      | 0                      | 0                    | 0  | 0  | 0  | 0                                  | 0                        |
| 15.6                 | Medicare Title XVIII (b).....                                       | 0   | 0                      | 0  | 0                                | 0                                      | 0                      | 0                    | 0  | 0  | 0  | 0                                  | 0                        |
| 15.7                 | Long-Term Care (b) .....  | 0   | 0                      | 0  | 0                                | 0                                      | 0                      | 0                    | 0  | 0  | 0  | 0                                  | 0                        |
| 15.8                 | Federal Employees Health Benefits Plan (b) .....                    | 0   | 0                      | 0  | 0                                | 0                                      | 0                      | 0                    | 0  | 0  | 0  | 0                                  | 0                        |
| 15.9                 | Other Health (b) .....  | 0   | 0                      | 0  | 0                                | 0                                      | 0                      | 0                    | 0  | 0  | 0  | 0                                  | 0                        |
| 16.                  | Workers' Compensation .....   | 0   | 0                      | 0  | 0                                | 0                                      | 0                      | 0                    | 0  | 0  | 0  | 0                                  | 0                        |
| 17.1                 | Other Liability - Occurrence .....                                  | 130,252   | 86,836                 | 0  | 43,419                           | 0                                      | 23,706                 | 25,658               | 0  | 5,447  | 5,691  | 9,813                              | 0                        |
| 17.2                 | Other Liability - Claims-Made .....                                 | 0   | 0                      | 0  | 0                                | 0                                      | 0                      | 0                    | 0  | 0  | 0  | 0                                  | 0                        |
| 17.3                 | Excess Workers' Compensation .....                                  | 0   | 0                      | 0  | 0                                | 0                                      | 0                      | 0                    | 0  | 0  | 0  | 0                                  | 0                        |
| 18.1                 | Products Liability - Occurrence .....                               | 0   | 0                      | 0  | 0                                | 0                                      | 0                      | 0                    | 0  | 0  | 0  | 0                                  | 0                        |
| 18.2                 | Products Liability - Claims-Made .....                              | 0   | 0                      | 0  | 0                                | 0                                      | 0                      | 0                    | 0  | 0  | 0  | 0                                  | 0                        |
| 19.1                 | Private Passenger Auto No-Fault (Personal Injury Protection) .....  | 0   | 0                      | 0  | 0                                | 0                                      | 0                      | 0                    | 0  | 0  | 0  | 0                                  | 0                        |
| 19.2                 | Other Private Passenger Auto Liability .....                        | 0   | 0                      | 0  | 0                                | 0                                      | 0                      | 0                    | 0  | 0  | 0  | 0                                  | 0                        |
| 19.3                 | Commercial Auto No-Fault (Personal Injury Protection) .....         | 0   | 0                      | 0  | 0                                | 0                                      | 0                      | 0                    | 0  | 0  | 0  | 0                                  | 0                        |
| 19.4                 | Other Commercial Auto Liability .....                               | 118,747   | 66,186                 | 0  | 52,560                           | 0                                      | 20,367                 | 23,404               | 0  | 3,075  | 3,325  | 4,203                              | 0                        |
| 21.1                 | Private Passenger Auto Physical Damage .....                        | 0   | 0                      | 0  | 0                                | 0                                      | 0                      | 0                    | 0  | 0  | 0  | 0                                  | 0                        |
| 21.2                 | Commercial Auto Physical Damage .....                               | 5,186   | 3,436                  | 0  | 1,750                            | 0                                      | (3)                    | 270                  | 0  | 15   | 69   | 622                                | 0                        |
| 22.                  | Aircraft (all perils) .....   | 0   | 0                      | 0  | 0                                | 0                                      | 0                      | 0                    | 0  | 0  | 0  | 0                                  | 0                        |
| 23.                  | Fidelity .....  | 0   | 0                      | 0  | 0                                | 0                                      | 0                      | 0                    | 0  | 0  | 0  | 0                                  | 0                        |
| 24.                  | Surety .....  | 0   | 0                      | 0  | 0                                | 0                                      | 0                      | 0                    | 0  | 0  | 0  | 0                                  | 0                        |
| 26.                  | Burglary and Theft .....  | 0   | 0                      | 0  | 0                                | 0                                      | 0                      | 0                    | 0  | 0  | 0  | 0                                  | 0                        |
| 27.                  | Boiler and Machinery .....  | 0   | 0                      | 0  | 0                                | 0                                      | 0                      | 0                    | 0  | 0  | 0  | 0                                  | 0                        |
| 28.                  | Credit .....  | 0   | 0                      | 0  | 0                                | 0                                      | 0                      | 0                    | 0  | 0  | 0  | 0                                  | 0                        |
| 29.                  | International .....   | 0   | 0                      | 0  | 0                                | 0                                      | 0                      | 0                    | 0  | 0  | 0  | 0                                  | 0                        |
| 30.                  | Warranty .....  | 0   | 0                      | 0  | 0                                | 0                                      | 0                      | 0                    | 0  | 0  | 0  | 0                                  | 0                        |
| 31.                  | Reins nonproportional assumed property .....                        | XXX   | XXX                    | XXX  | XXX                              | XXX                                    | XXX                    | XXX                  | XXX  | XXX  | XXX  | XXX                                | XXX                      |
| 32.                  | Reins nonproportional assumed liability .....                       | XXX   | XXX                    | XXX  | XXX                              | XXX                                    | XXX                    | XXX                  | XXX  | XXX  | XXX  | XXX                                | XXX                      |
| 33.                  | Reins nonproportional assumed financial lines .....                 | XXX   | XXX                    | XXX  | XXX                              | XXX                                    | XXX                    | XXX                  | XXX  | XXX  | XXX  | XXX                                | XXX                      |
| 34.                  | Aggregate Write-Ins for Other Lines of Business .....               | 0   | 0                      | 0  | 0                                | 0                                      | 0                      | 0                    | 0  | 0  | 0  | 0                                  | 0                        |
| 35.                  | Total (a) .....   | 270,183   | 166,859                | 0  | 103,327                          | 0                                      | 45,366                 | 50,635               | 0  | 9,057  | 9,606  | 16,558                             | 0                        |
| DETAILS OF WRITE-INS |   |   |                        |  |                                  |  |                        |                      |  |  |  |                                    |                          |
| 3401.                | .....   |   |                        |  |                                  |  |                        |                      |  |  |  |                                    |                          |
| 3402.                | .....   |   |                        |  |                                  |  |                        |                      |  |  |  |                                    |                          |
| 3403.                | .....   |   |                        |  |                                  |  |                        |                      |  |  |  |                                    |                          |
| 3498.                | Summary of remaining write-ins for Line 34 from overflow page ..... | 0   | 0                      | 0  | 0                                | 0                                      | 0                      | 0                    | 0  | 0  | 0  | 0                                  | 0                        |
| 3499.                | Totals (Lines 3401 thru 3403 plus 3498)(Line 34 above) .....        | 0   | 0                      | 0  | 0                                | 0                                      | 0                      | 0                    | 0  | 0  | 0  | 0                                  | 0                        |

(a) Finance and service charges not included in Lines 1 to 35 \$ .....0  
(b) For health business on indicated lines report: Number of persons insured under PPO managed care products .....0 and number of persons insured under indemnity only products .....0 .



ANNUAL STATEMENT FOR THE YEAR 2023 OF THE VANLINER INSURANCE COMPANY

EXHIBIT OF PREMIUMS AND LOSSES (Statutory Page 14)

| NAIC Group Code 0084 |   | BUSINESS IN THE STATE OF Grand Total  |                        | DURING THE YEAR 2023   |                                  |  |                        |                      |  |  |  | NAIC Company Code 21172            |                          |
|----------------------|---|---|------------------------|--|----------------------------------|--|------------------------|----------------------|--|--|--|------------------------------------|--------------------------|
| Line of Business     |   | Gross Premiums, Including Policy and Membership Fees, Less Return Premiums and Premiums on Policies not Taken |                        | 3  | 4                                | 5                                      | 6                      | 7                    | 8  | 9  | 10   | 11                                 | 12                       |
|                      |   | 1   | 2                      |  |                                  |  |                        |                      |  |  |  |                                    |                          |
|                      |   | Direct Premiums Written   | Direct Premiums Earned | Dividends Paid or Credited to Policyholders on Direct Business | Direct Unearned Premium Reserves | Direct Losses Paid (deducting salvage) | Direct Losses Incurred | Direct Losses Unpaid | Direct Defense and Cost Containment Expense Paid | Direct Defense and Cost Containment Expense Incurred | Direct Defense and Cost Containment Expense Unpaid | Commissions and Brokerage Expenses | Taxes, Licenses and Fees |
| 1.                   | Fire .....  | 102,293   | 77,924                 | 0  | 44,213                           | 0                                      | 12,748                 | 35,836               | 0  | 2,250  | 6,324  | 14,209                             | 2,704                    |
| 2.1                  | Allied Lines .....  | 130,157   | 93,524                 | 0  | 61,357                           | 0                                      | 15,222                 | 37,194               | 0  | 2,686  | 6,564  | 18,806                             | 3,652                    |
| 2.2                  | Multiple Peril Crop .....   | 0   | 0                      | 0  | 0                                | 0                                      | 0                      | 0                    | 0  | 0  | 0  | 0                                  | 0                        |
| 2.3                  | Federal Flood .....   | 0   | 0                      | 0  | 0                                | 0                                      | 0                      | 0                    | 0  | 0  | 0  | 0                                  | 0                        |
| 2.4                  | Private Crop .....  | 0   | 0                      | 0  | 0                                | 0                                      | 0                      | 0                    | 0  | 0  | 0  | 0                                  | 0                        |
| 2.5                  | Private Flood .....   | 0   | 0                      | 0  | 0                                | 0                                      | 0                      | 0                    | 0  | 0  | 0  | 0                                  | 0                        |
| 3.                   | Farmowners Multiple Peril .....                                     | 0   | 0                      | 0  | 0                                | 0                                      | 0                      | 0                    | 0  | 0  | 0  | 0                                  | 0                        |
| 4.                   | Homeowners Multiple Peril .....                                     | 0   | 0                      | 0  | 0                                | 0                                      | 0                      | 0                    | 0  | 0  | 0  | 0                                  | 0                        |
| 5.1                  | Commercial Multiple Peril (Non-Liability Portion) .....             | 3,083,324   | 3,125,645              | 0  | 1,820,252                        | 182,924                                | (66,397)               | 1,330,642            | 400  | 403,540  | 539,758  | 411,054                            | 63,011                   |
| 5.2                  | Commercial Multiple Peril (Liability Portion) .....                 | 1,118,213   | 997,508                | 0  | 537,736                          | 106,945                                | (159,483)              | 2,518,591            | 157,175  | 82,347   | 171,272  | 149,224                            | 26,772                   |
| 6.                   | Mortgage Guaranty .....   | 0   | 0                      | 0  | 0                                | 0                                      | 0                      | 0                    | 0  | 0  | 0  | 0                                  | 0                        |
| 8.                   | Ocean Marine .....  | 0   | 0                      | 0  | 0                                | 0                                      | (3)                    | 4,299                | 0  | 1  | 777  | 0                                  | 0                        |
| 9.                   | Inland Marine .....   | 688,653   | 843,619                | 0  | 339,398                          | 97,683                                 | 83,230                 | 85,073               | 0  | (7,880)  | 4,393  | 85,347                             | 14,814                   |
| 10.                  | Financial Guaranty .....  | 0   | 0                      | 0  | 0                                | 0                                      | 0                      | 0                    | 0  | 0  | 0  | 0                                  | 0                        |
| 11.1                 | Medical Professional Liability - Occurrence .....                   | 0   | 0                      | 0  | 0                                | 0                                      | 0                      | 0                    | 0  | 0  | 0  | 0                                  | 0                        |
| 11.2                 | Medical Professional Liability - Claims-Made .....                  | 0   | 0                      | 0  | 0                                | 0                                      | 0                      | 0                    | 0  | 0  | 0  | 0                                  | 0                        |
| 12.                  | Earthquake .....  | 0   | 0                      | 0  | 0                                | 0                                      | 0                      | 0                    | 0  | 0  | 0  | 0                                  | 0                        |
| 13.1                 | Comprehensive (hospital and medical) ind (b) .....                  | 0   | 0                      | 0  | 0                                | 0                                      | 0                      | 0                    | 0  | 0  | 0  | 0                                  | 0                        |
| 13.2                 | Comprehensive (hospital and medical) group (b) .....                | 0   | 0                      | 0  | 0                                | 0                                      | 0                      | 0                    | 0  | 0  | 0  | 0                                  | 0                        |
| 14.                  | Credit A&H (Group and Individual) .....                             | 0   | 0                      | 0  | 0                                | 0                                      | 0                      | 0                    | 0  | 0  | 0  | 0                                  | 0                        |
| 15.1                 | Vision Only (b).....  | 0   | 0                      | 0  | 0                                | 0                                      | 0                      | 0                    | 0  | 0  | 0  | 0                                  | 0                        |
| 15.2                 | Dental Only (b) .....   | 0   | 0                      | 0  | 0                                | 0                                      | 0                      | 0                    | 0  | 0  | 0  | 0                                  | 0                        |
| 15.3                 | Disability Income (b) .....   | 0   | 0                      | 0  | 0                                | 0                                      | 0                      | 0                    | 0  | 0  | 0  | 0                                  | 0                        |
| 15.4                 | Medicare Supplement (b) .....                                       | 0   | 0                      | 0  | 0                                | 0                                      | 0                      | 0                    | 0  | 0  | 0  | 0                                  | 0                        |
| 15.5                 | Medicaid Title XIX (b) .....  | 0   | 0                      | 0  | 0                                | 0                                      | 0                      | 0                    | 0  | 0  | 0  | 0                                  | 0                        |
| 15.6                 | Medicare Title XVIII (b).....                                       | 0   | 0                      | 0  | 0                                | 0                                      | 0                      | 0                    | 0  | 0  | 0  | 0                                  | 0                        |
| 15.7                 | Long-Term Care (b) .....  | 0   | 0                      | 0  | 0                                | 0                                      | 0                      | 0                    | 0  | 0  | 0  | 0                                  | 0                        |
| 15.8                 | Federal Employees Health Benefits Plan (b) .....                    | 0   | 0                      | 0  | 0                                | 0                                      | 0                      | 0                    | 0  | 0  | 0  | 0                                  | 0                        |
| 15.9                 | Other Health (b) .....  | 0   | 0                      | 0  | 0                                | 0                                      | 0                      | 0                    | 0  | 0  | 0  | 0                                  | 0                        |
| 16.                  | Workers' Compensation .....   | 141,014,428   | 142,412,483            | 0  | 47,345,092                       | 57,030,494                             | 80,076,305             | 210,025,760          | 7,398,079  | 5,755,659  | 24,464,528   | 6,174,179                          | 2,837,375                |
| 17.1                 | Other Liability - Occurrence .....                                  | 32,838,485  | 34,945,278             | 0  | 18,989,911                       | 8,670,053                              | 7,798,535              | 34,112,229           | 937,098  | 2,519,599  | 6,249,920  | 2,580,204                          | 778,713                  |
| 17.2                 | Other Liability - Claims-Made .....                                 | 39,631  | 42,417                 | 0  | 21,985                           | 0                                      | 52,958                 | 423,025              | 0  | 7,057  | 74,651   | 3,575                              | 890                      |
| 17.3                 | Excess Workers' Compensation .....                                  | 0   | 0                      | 0  | 0                                | 0                                      | 0                      | 0                    | 0  | 0  | 0  | 0                                  | 0                        |
| 18.1                 | Products Liability - Occurrence .....                               | 0   | 0                      | 0  | 0                                | 0                                      | 0                      | 0                    | 0  | 0  | 0  | 0                                  | 0                        |
| 18.2                 | Products Liability - Claims-Made .....                              | 0   | 0                      | 0  | 0                                | 0                                      | 0                      | 0                    | 0  | 0  | 0  | 0                                  | 0                        |
| 19.1                 | Private Passenger Auto No-Fault (Personal Injury Protection) .....  | 0   | 0                      | 0  | 0                                | 0                                      | 0                      | 0                    | 0  | 0  | 0  | 0                                  | 0                        |
| 19.2                 | Other Private Passenger Auto Liability .....                        | 0   | 0                      | 0  | 0                                | 0                                      | 0                      | 0                    | 0  | 0  | 0  | 0                                  | 0                        |
| 19.3                 | Commercial Auto No-Fault (Personal Injury Protection) .....         | 753,271   | 770,360                | 0  | 142,178                          | 80,756                                 | 61,037                 | 11,528               | 33,533   | 27,885   | 14,377   | 19,866                             | 16,963                   |
| 19.4                 | Other Commercial Auto Liability .....                               | 67,597,320  | 67,311,639             | 0  | 34,298,368                       | 35,550,637                             | 53,372,570             | 98,785,072           | 2,539,388  | 4,538,755  | 10,009,417   | 4,595,278                          | 1,652,052                |
| 21.1                 | Private Passenger Auto Physical Damage .....                        | 0   | 0                      | 0  | 0                                | 0                                      | 0                      | 0                    | 0  | 0  | 0  | 0                                  | 0                        |
| 21.2                 | Commercial Auto Physical Damage .....                               | 18,420,110  | 20,584,182             | 0  | 7,915,198                        | 13,379,956                             | 8,741,882              | 3,411,467            | 8,860  | (213,841)  | 590,532  | 1,534,583                          | 405,519                  |
| 22.                  | Aircraft (all perils) .....   | 0   | 0                      | 0  | 0                                | 0                                      | 0                      | 0                    | 0  | 0  | 0  | 0                                  | 0                        |
| 23.                  | Fidelity .....  | 0   | 0                      | 0  | 0                                | 0                                      | 0                      | 0                    | 0  | 0  | 0  | 0                                  | 0                        |
| 24.                  | Surety .....  | 0   | 0                      | 0  | 0                                | 0                                      | 0                      | 0                    | 0  | 0  | 0  | 0                                  | 0                        |
| 26.                  | Burglary and Theft .....  | 1,670   | 4,509                  | 0  | 1,012                            | 0                                      | 963                    | 3,000                | 0  | 170  | 529  | 236                                | 25                       |
| 27.                  | Boiler and Machinery .....  | 15,121  | 13,981                 | 0  | 8,013                            | 0                                      | 2,444                  | 8,276                | 0  | 431  | 1,461  | 2,151                              | 407                      |
| 28.                  | Credit .....  | 0   | 0                      | 0  | 0                                | 0                                      | 0                      | 0                    | 0  | 0  | 0  | 0                                  | 0                        |
| 29.                  | International .....   | 0   | 0                      | 0  | 0                                | 0                                      | 0                      | 0                    | 0  | 0  | 0  | 0                                  | 0                        |
| 30.                  | Warranty .....  | 0   | 0                      | 0  | 0                                | 0                                      | 0                      | 0                    | 0  | 0  | 0  | 0                                  | 0                        |
| 31.                  | Reins nonproportional assumed property .....                        | XXX   | XXX                    | XXX  | XXX                              | XXX                                    | XXX                    | XXX                  | XXX  | XXX  | XXX  | XXX                                | XXX                      |
| 32.                  | Reins nonproportional assumed liability .....                       | XXX   | XXX                    | XXX  | XXX                              | XXX                                    | XXX                    | XXX                  | XXX  | XXX  | XXX  | XXX                                | XXX                      |
| 33.                  | Reins nonproportional assumed financial lines .....                 | XXX   | XXX                    | XXX  | XXX                              | XXX                                    | XXX                    | XXX                  | XXX  | XXX  | XXX  | XXX                                | XXX                      |
| 34.                  | Aggregate Write-Ins for Other Lines of Business .....               | 0   | 0                      | 0  | 0                                | 0                                      | 0                      | 0                    | 0  | 0  | 0  | 0                                  | 0                        |
| 35.                  | Total (a) .....   | 265,802,676   | 271,223,069            | 0  | 111,524,713                      | 115,099,447                            | 149,992,011            | 350,791,992          | 11,074,533                                       | 13,118,660   | 42,134,504   | 15,588,711                         | 5,802,897                |
| DETAILS OF WRITE-INS |   |   |                        |  |                                  |  |                        |                      |  |  |  |                                    |                          |
| 3401.                | .....   |   |                        |  |                                  |  |                        |                      |  |  |  |                                    |                          |
| 3402.                | .....   |   |                        |  |                                  |  |                        |                      |  |  |  |                                    |                          |
| 3403.                | .....   |   |                        |  |                                  |  |                        |                      |  |  |  |                                    |                          |
| 3498.                | Summary of remaining write-ins for Line 34 from overflow page ..... | 0   | 0                      | 0  | 0                                | 0                                      | 0                      | 0                    | 0  | 0  | 0  | 0                                  | 0                        |
| 3499.                | Totals (Lines 3401 thru 3403 plus 3498)(Line 34 above) .....        | 0   | 0                      | 0  | 0                                | 0                                      | 0                      | 0                    | 0  | 0  | 0  | 0                                  | 0                        |

(a) Finance and service charges not included in Lines 1 to 35 \$ 900  
(b) For health business on indicated lines report: Number of persons insured under PPO managed care products 0 and number of persons insured under indemnity only products 0

ANNUAL STATEMENT FOR THE YEAR 2023 OF THE VANLINER INSURANCE COMPANY

**SCHEDULE F - PART 1**

Assumed Reinsurance as of December 31, Current Year (\$000 Omitted)

| 1          | 2                                      | 3  | 4                        | 5               | Reinsurance On                           |                           | 8           | 9                              | 10                          | 11               | 12  | 13                       | 14  | 15   |
|------------|--|--|--------------------------|-----------------|--|---------------------------|-------------|--------------------------------|-----------------------------|------------------|---|--------------------------|---|--|
|            |  |  |                          |                 | 6  | 7                         |             |                                |                             |                  |   |                          |   |  |
| ID Number  | NAIC Company Code                      | Name of Reinsured  | Domiciliary Jurisdiction | Assumed Premium | Paid Losses and Loss Adjustment Expenses | Known Case Losses and LAE | Cols. 6 + 7 | Contingent Commissions Payable | Assumed Premiums Receivable | Unearned Premium | Funds Held By or Deposited With Reinsured Companies | Letters of Credit Posted | Amount of Assets Pledged or Compensating Balances to Secure Letters of Credit | Amount of Assets Pledged or Collateral Held in Trust |
| 34-1607395 | .32620                                 | National Interstate Insurance Company .....              | OH.....                  | 173,748         | 7,797                                    | 90,854                    | 98,651      | 339                            | .0                          | 71,126           | .0  | .0                       | .0  | .0   |
| 0199999    | Affiliates - U.S. Intercompany Pooling |  |                          | 173,748         | 7,797                                    | 90,854                    | 98,651      | 339                            | 0                           | 71,126           | 0   | 0                        | 0   | 0  |
| 31-0501234 | .16691                                 | Great American Insurance Company .....                   | OH.....                  | 190             | .0                                       | .1                        | .1          | .0                             | .4                          | 99               | .0  | .0                       | .0  | .0   |
| 0399999    | Affiliates - U.S. Non-Pool - Other     |  |                          | 190             | 0  | 1                         | 1           | 0                              | 4                           | 99               | 0   | 0                        | 0   | 0  |
| 0499999    | Total - U.S. Non-Pool                  |  |                          | 190             | 0  | 1                         | 1           | 0                              | 4                           | 99               | 0   | 0                        | 0   | 0  |
| 0799999    | Total - Other (Non-U.S.)               |  |                          | 0               | 0  | 0                         | 0           | 0                              | 0                           | 0                | 0   | 0                        | 0   | 0  |
| 0899999    | Total - Affiliates                     |  |                          | 173,938         | 7,797                                    | 90,855                    | 98,652      | 339                            | 4                           | 71,225           | 0   | 0                        | 0   | 0  |
| 25-0687550 | .19445                                 | National Union Fire Ins Co .....                         | PA.....                  | .0              | .0                                       | .28                       | .28         | .0                             | .0                          | .0               | .0  | .0                       | .0  | .0   |
| 39-0333950 | .24988                                 | Sentry Insurance Mutual Company .....                    | WI.....                  | .0              | .0                                       | .80                       | .80         | .0                             | .0                          | .0               | .164  | .0                       | .0  | .0   |
| 52-2048110 | .19720                                 | American Alternative Insurance Corporation .....         | DE.....                  | .0              | .0                                       | .0                        | .0          | .0                             | .0                          | .0               | .101  | .0                       | .0  | .0   |
| 0999999    | Total Other U.S. Unaffiliated Insurers |  |                          | 0               | 0  | 108                       | 108         | 0                              | 0                           | 0                | 265   | 0                        | 0   | 0  |
| AA-9991100 | .00000                                 | Alabama Commercial Automobile Ins Procedure .....        | AL.....                  | (1)             | .0                                       | .0                        | .0          | .0                             | .0                          | .0               | .3  | .0                       | .0  | .0   |
| AA-9991103 | .00000                                 | Arkansas Commercial Automobile Ins Procedure .....       | AR.....                  | (2)             | .0                                       | .0                        | .1          | .0                             | .0                          | .1               | .2  | .0                       | .0  | .0   |
| AA-9991102 | .00000                                 | Arizona Commercial Automobile Ins Procedure .....        | AZ.....                  | (1)             | .0                                       | .4                        | .4          | .0                             | .0                          | .0               | .9  | .0                       | .0  | .0   |
| AA-9991105 | .00000                                 | California Commercial Automobile Ins Procedure .....     | CA.....                  | .7              | .0                                       | .50                       | .50         | .0                             | .0                          | .5               | .73   | .0                       | .0  | .0   |
| AA-9991107 | .00000                                 | Colorado Commercial Automobile Ins Procedure .....       | CO.....                  | .3              | .0                                       | .7                        | .7          | .0                             | .0                          | .2               | .4  | .0                       | .0  | .0   |
| AA-9991108 | .00000                                 | Connecticut Commercial Automobile Ins Procedure .....    | CT.....                  | .1              | .0                                       | .1                        | .1          | .0                             | .0                          | .1               | .9  | .0                       | .0  | .0   |
| AA-9991167 | .00000                                 | Dist of Columbia Commercial Auto Ins Procedure .....     | DC.....                  | .0              | .0                                       | .0                        | .0          | .0                             | .0                          | .0               | (8)   | .0                       | .0  | .0   |
| AA-9991110 | .00000                                 | Delaware Commercial Automobile Ins Procedure .....       | DE.....                  | .2              | .0                                       | .1                        | .1          | .0                             | .0                          | .1               | .9  | .0                       | .0  | .0   |
| AA-9991112 | .00000                                 | Georgia Commercial Automobile Ins Procedure .....        | GA.....                  | (2)             | .0                                       | .0                        | .0          | .0                             | .0                          | .0               | .6  | .0                       | .0  | .0   |
| AA-9991118 | .00000                                 | Iowa Commercial Automobile Ins Procedure .....           | IA.....                  | .4              | .0                                       | .31                       | .31         | .0                             | .0                          | .1               | .4  | .0                       | .0  | .0   |
| AA-9991114 | .00000                                 | Idaho Commercial Automobile Ins Procedure .....          | ID.....                  | .0              | .0                                       | .0                        | .0          | .0                             | .0                          | .0               | .1  | .0                       | .0  | .0   |
| AA-9991115 | .00000                                 | Illinois Commercial Automobile Ins Procedure .....       | IL.....                  | .122            | .0                                       | .273                      | .273        | .0                             | .0                          | .50              | .70   | .0                       | .0  | .0   |
| AA-9991117 | .00000                                 | Indiana Commercial Automobile Ins Procedure .....        | IN.....                  | (2)             | .0                                       | .0                        | .0          | .0                             | .0                          | .0               | (137)   | .0                       | .0  | .0   |
| AA-9991119 | .00000                                 | Kansas Commercial Automobile Ins Procedure .....         | KS.....                  | .2              | .0                                       | .17                       | .17         | .0                             | .0                          | .1               | .3  | .0                       | .0  | .0   |
| AA-9991120 | .00000                                 | Kentucky Commercial Automobile Ins Procedure .....       | KY.....                  | (1)             | .0                                       | .0                        | .0          | .0                             | .0                          | .0               | .10   | .0                       | .0  | .0   |
| AA-9991121 | .00000                                 | Louisiana Commercial Automobile Ins Procedure .....      | LA.....                  | (1)             | .0                                       | .1                        | .1          | .0                             | .0                          | .0               | .54   | .0                       | .0  | .0   |
| AA-9991421 | .00000                                 | Massachusetts Reinsurance Pool .....                     | MA.....                  | .434            | .0                                       | .810                      | .810        | .0                             | .0                          | .161             | .79   | .0                       | .0  | .0   |
| AA-9991161 | .00000                                 | Massachusetts Commonwealth Automobile Reinsurer .....    | MA.....                  | .635            | .0                                       | .417                      | .417        | .0                             | .0                          | .319             | .370  | .0                       | .0  | .0   |
| AA-9991122 | .00000                                 | Maine Commercial Automobile Ins Procedure .....          | ME.....                  | .0              | .0                                       | .0                        | .0          | .0                             | .0                          | .0               | .1  | .0                       | .0  | .0   |
| AA-9991124 | .00000                                 | Michigan Automobile Ins Placement Facility .....         | MI.....                  | .4              | .0                                       | .4                        | .4          | .0                             | .0                          | .3               | (16)  | .0                       | .0  | .0   |
| AA-9992114 | .00000                                 | NCCI Michigan Pool .....                                 | MI.....                  | .560            | .0                                       | .347                      | .347        | .0                             | .0                          | .112             | .67   | .0                       | .0  | .0   |
| AA-9991125 | .00000                                 | Minnesota Commercial Automobile Ins Procedure .....      | MN.....                  | .2              | .0                                       | .4                        | .4          | .0                             | .0                          | .1               | .1  | .0                       | .0  | .0   |
| AA-9990014 | .00000                                 | Missouri Commercial Auto Ins Procedure .....             | MO.....                  | .2              | .0                                       | .38                       | .38         | .0                             | .0                          | .2               | .14   | .0                       | .0  | .0   |
| AA-9991127 | .00000                                 | Mississippi Commercial Automobile Ins Procedure .....    | MS.....                  | (1)             | .0                                       | .0                        | .0          | .0                             | .0                          | .0               | (21)  | .0                       | .0  | .0   |
| AA-9991129 | .00000                                 | Montana Commercial Automobile Ins Procedure .....        | MT.....                  | .0              | .0                                       | .0                        | .0          | .0                             | .0                          | .0               | (9)   | .0                       | .0  | .0   |
| AA-9992118 | .00000                                 | National Workers Compensation Reinsurance Pool .....     | NY.....                  | .861            | .0                                       | .3,833                    | .3,833      | .0                             | .0                          | .484             | .264  | .0                       | .0  | .0   |
| AA-9991130 | .00000                                 | Nebraska Commercial Automobile Ins Procedure .....       | NE.....                  | .0              | .0                                       | .6                        | .6          | .0                             | .0                          | .1               | .3  | .0                       | .0  | .0   |
| AA-9991133 | .00000                                 | New Hampshire Commercial Automobile Ins Procedure .....  | NH.....                  | .1              | .0                                       | .2                        | .2          | .0                             | .0                          | .1               | (3)   | .0                       | .0  | .0   |
| AA-9991134 | .00000                                 | New Jersey Commercial Automobile Ins Procedure .....     | NJ.....                  | .103            | .0                                       | .392                      | .392        | .0                             | .0                          | .40              | .176  | .0                       | .0  | .0   |
| AA-9991136 | .00000                                 | New Mexico Commercial Automobile Ins Procedure .....     | NM.....                  | .0              | .0                                       | .0                        | .0          | .0                             | .0                          | .0               | .1  | .0                       | .0  | .0   |
| AA-9992108 | .00000                                 | NCCI New Mexico Pool .....                               | NM.....                  | .5              | .0                                       | .27                       | .27         | .0                             | .0                          | .1               | .1  | .0                       | .0  | .0   |
| AA-9991131 | .00000                                 | Nevada Commercial Automobile Ins Procedure .....         | NV.....                  | .3              | .0                                       | .3                        | .3          | .0                             | .0                          | .0               | .1  | .0                       | .0  | .0   |
| AA-9991138 | .00000                                 | New York Special Risk Distribution .....                 | NY.....                  | .39             | .0                                       | .98                       | .98         | .0                             | .0                          | .17              | .296  | .0                       | .0  | .0   |
| AA-9991141 | .00000                                 | Ohio Commercial Automobile Ins Procedure .....           | OH.....                  | .44             | .0                                       | .65                       | .65         | .0                             | .0                          | .19              | .15   | .0                       | .0  | .0   |
| AA-9991142 | .00000                                 | Oklahoma Commercial Automobile Ins Procedure .....       | OK.....                  | .0              | .0                                       | .0                        | .0          | .0                             | .0                          | .0               | (4)   | .0                       | .0  | .0   |
| AA-9991144 | .00000                                 | Pennsylvania Pooled CAP .....                            | PA.....                  | .2              | .0                                       | .0                        | .0          | .0                             | .0                          | .0               | .2  | .0                       | .0  | .0   |
| AA-9991146 | .00000                                 | Rhode Island Commercial Automobile Ins Procedure .....   | RI.....                  | .11             | .0                                       | .13                       | .13         | .0                             | .0                          | .5               | .3  | .0                       | .0  | .0   |
| AA-9991147 | .00000                                 | South Carolina Commercial Automobile Ins Procedure ..... | SC.....                  | (2)             | .0                                       | .0                        | .0          | .0                             | .0                          | .0               | .0  | .0                       | .0  | .0   |
| AA-9991149 | .00000                                 | South Dakota Commercial Automobile Ins Procedure .....   | SD.....                  | .0              | .0                                       | .0                        | .0          | .0                             | .0                          | .0               | .1  | .0                       | .0  | .0   |
| AA-9991150 | .00000                                 | Tennessee Commercial Automobile Ins Procedure .....      | TN.....                  | (1)             | .0                                       | .0                        | .0          | .0                             | .0                          | .0               | .15   | .0                       | .0  | .0   |
| AA-9991443 | .00000                                 | NCCI Tennessee Pool .....                                | TN.....                  | .0              | .0                                       | .0                        | .0          | .0                             | .0                          | .0               | .11   | .0                       | .0  | .0   |
| AA-9991151 | .00000                                 | Utah Commercial Automobile Ins Procedure .....           | UT.....                  | (1)             | .0                                       | .0                        | .0          | .0                             | .0                          | .0               | .1  | .0                       | .0  | .0   |
| AA-9991153 | .00000                                 | Virginia Commercial Automobile Ins Procedure .....       | VA.....                  | .5              | .0                                       | .11                       | .11         | .0                             | .0                          | .2               | .27   | .0                       | .0  | .0   |

ANNUAL STATEMENT FOR THE YEAR 2023 OF THE VANLINER INSURANCE COMPANY

SCHEDULE F - PART 1

Assumed Reinsurance as of December 31, Current Year (\$000 Omitted)

| 1<br><br>ID<br>Number  | 2<br><br>NAIC<br>Com-<br>pany<br>Code | 3<br><br>Name of Reinsured                              | 4<br><br>Domiciliary<br>Jurisdiction | 5<br><br>Assumed<br>Premium | Reinsurance On  |                                       | 8<br><br>Cols. 6 + 7 | 9<br><br>Contingent<br>Commissions<br>Payable | 10<br><br>Assumed<br>Premiums<br>Receivable | 11<br><br>Unearned<br>Premium | 12<br><br>Funds Held By or<br>Deposited With<br>Reinsured<br>Companies | 13<br><br>Letters of Credit<br>Posted | 14<br><br>Amount of Assets<br>Pledged or<br>Compensating<br>Balances to<br>Secure Letters of<br>Credit | 15<br><br>Amount of<br>Assets Pledged<br>or Collateral<br>Held in Trust |
|--|---------------------------------------|---|--------------------------------------|-----------------------------|---|---------------------------------------|----------------------|---|---|-------------------------------|--|---------------------------------------|--|---|
|  |                                       |   |                                      |                             | 6<br><br>Paid Losses and<br>Loss Adjustment<br>Expenses | 7<br><br>Known Case<br>Losses and LAE |                      |   |   |                               |  |                                       |  |   |
| AA-9991152   | .00000                                | Vermont Commercial Automobile Ins Procedure .....       | VT.....                              | .....1                      | .....0  | .....0                                | .....0               | .....0  | .....0                                      | .....0                        | .....0   | .....0                                | .....0   | .....0  |
| AA-9991154   | .00000                                | Washington Commercial Automobile Ins Procedure .....    | WA.....                              | .....0                      | .....0  | .....1                                | .....1               | .....0  | .....0                                      | .....0                        | .....3   | .....0                                | .....0   | .....0  |
| AA-9991157   | .00000                                | Wisconsin Special Risk Distribution Program .....       | WI.....                              | .....0                      | .....0  | .....3                                | .....3               | .....0  | .....0                                      | .....0                        | (28)   | .....0                                | .....0   | .....0  |
| AA-9991156   | .00000                                | West Virginia Commercial Automobile Ins Procedure ..... | WV.....                              | .....1                      | .....0  | .....0                                | .....0               | .....0  | .....0                                      | .....0                        | (1)  | .....0                                | .....0   | .....0  |
| AA-9991158   | .00000                                | Wyoming Commercial Automobile Ins Procedure .....       | WY.....                              | .....0                      | .....0  | .....0                                | .....0               | .....0  | .....0                                      | .....0                        | 27   | .....0                                | .....0   | .....0  |
| 1099999. Total Pools, Associations or Other Similar Facilities - Mandatory Pools |                                       |   |                                      | 2,836                       | 0   | 6,460                                 | 6,460                | 0   | 0   | 1,230                         | 1,409  | 0                                     | 0  | 0   |
| 1299999. Total - Pools and Associations  |                                       |   |                                      | 2,836                       | 0   | 6,460                                 | 6,460                | 0   | 0   | 1,230                         | 1,409  | 0                                     | 0  | 0   |
| 9999999 Totals   |                                       |   |                                      | 176,774                     | 7,797   | 97,423                                | 105,220              | 339   | 4   | 72,455                        | 1,674  | 0                                     | 0  | 0   |

# ANNUAL STATEMENT FOR THE YEAR 2023 OF THE VANLINER INSURANCE COMPANY

## SCHEDULE F - PART 2

Premium Portfolio Reinsurance Effectuated or (Canceled) during Current Year

[illegible]



ANNUAL STATEMENT FOR THE YEAR 2023 OF THE VANLINER INSURANCE COMPANY

SCHEDULE F - PART 3

Ceded Reinsurance as of December 31, Current Year (\$000 Omitted)

| 1<br><br>ID<br>Number  | 2<br><br>NAIC<br>Com-<br>pany<br>Code | 3<br><br>Name of Reinsurer                  | 4<br><br>Domiciliary<br>Jurisdiction | 5<br><br>Special<br>Code | 6<br><br>Reinsurance<br>Premiums<br>Ceded | Reinsurance Recoverable On |                      |   |   |                                    |                                   |                                |  |   | 16<br><br>Amount in<br>Dispute<br>included in<br>Column 15 | Reinsurance Payable                    |  | 19<br><br>Net Amount<br>Recoverable<br>From<br>Reinsurers<br>Cols. 15 -<br>[17 + 18] | 20<br><br>Funds Held<br>by<br>Company<br>Under<br>Reinsurance<br>Treaties |
|--|---------------------------------------|---|--------------------------------------|--------------------------|---|----------------------------|----------------------|---|---|------------------------------------|-----------------------------------|--------------------------------|--|---|--|--|--|--|---|
|  |                                       |   |                                      |                          |   | 7<br><br>Paid<br>Losses    | 8<br><br>Paid<br>LAE | 9<br><br>Known<br>Case Loss<br>Reserves | 10<br><br>Known<br>Case LAE<br>Reserves | 11<br><br>IBNR<br>Loss<br>Reserves | 12<br><br>IBNR<br>LAE<br>Reserves | 13<br><br>Unearned<br>Premiums | 14<br><br>Contingent<br>Commis-<br>sions | 15<br><br>Columns<br>7 through<br>14 Totals |  | 17<br><br>Ceded<br>Balances<br>Payable | 18<br><br>Other<br>Amounts<br>Due to<br>Reinsurers |  |   |
| 34-1607395   | 32620                                 | National Interstate Insurance Company       | OH                                   |                          | 180,701                                   | 5,669                      | 926                  | 80,914                                  | 4,590                                   | 122,292                            | 34,085                            | 76,067                         | 1,649                                    | 326,192                                     | 0  | 15,703                                 | 0  | 310,489  | 0   |
| 0199999. Total Authorized - Affiliates - U.S. Intercompany Pooling |                                       |   |                                      |                          | 180,701                                   | 5,669                      | 926                  | 80,914                                  | 4,590                                   | 122,292                            | 34,085                            | 76,067                         | 1,649                                    | 326,192                                     | 0  | 15,703                                 | 0  | 310,489  | 0   |
| 31-0501234   | 16691                                 | Great American Insurance Company            | OH                                   |                          | 1,411                                     | 87                         | 14                   | 4,365                                   | 137                                     | 1,212                              | 256                               | 533                            | 0  | 6,604                                       | 0  | 845                                    | 0  | 5,759  | 0   |
| 0399999. Total Authorized - Affiliates - U.S. Non-Pool - Other     |                                       |   |                                      |                          | 1,411                                     | 87                         | 14                   | 4,365                                   | 137                                     | 1,212                              | 256                               | 533                            | 0  | 6,604                                       | 0  | 845                                    | 0  | 5,759  | 0   |
| 0499999. Total Authorized - Affiliates - U.S. Non-Pool             |                                       |   |                                      |                          | 1,411                                     | 87                         | 14                   | 4,365                                   | 137                                     | 1,212                              | 256                               | 533                            | 0  | 6,604                                       | 0  | 845                                    | 0  | 5,759  | 0   |
| 0799999. Total Authorized - Affiliates - Other (Non-U.S.)          |                                       |   |                                      |                          | 0   | 0                          | 0                    | 0                                       | 0                                       | 0                                  | 0                                 | 0                              | 0  | 0   | 0  | 0                                      | 0  | 0  | 0   |
| 0899999. Total Authorized - Affiliates                             |                                       |   |                                      |                          | 182,112                                   | 5,756                      | 940                  | 85,279                                  | 4,727                                   | 123,504                            | 34,341                            | 76,600                         | 1,649                                    | 332,796                                     | 0  | 16,548                                 | 0  | 316,248  | 0   |
| 38-3207001   | 10166                                 | Accident Fund Insurance Company of America  | MI                                   |                          | 694                                       | 62                         | 10                   | 1,521                                   | 16                                      | 391                                | 66                                | 239                            | 0  | 2,305                                       | 0  | 124                                    | 0  | 2,181  | 0   |
| 06-1182357   | 22730                                 | Allied World Insurance Company              | NH                                   |                          | 788                                       | 0                          | 0                    | 160                                     | 4                                       | 466                                | 65                                | 412                            | 0  | 1,107                                       | 0  | 190                                    | 0  | 917  | 0   |
| 06-1430254   | 10348                                 | Arch Reinsurance Company                    | DE                                   |                          | 724                                       | 290                        | 47                   | 0                                       | 0                                       | 417                                | 80                                | 371                            | 0  | 1,205                                       | 0  | 15                                     | 0  | 1,190  | 0   |
| 36-3155373   | 40398                                 | Ashmere Insurance Company                   | FL                                   |                          | 0   | (2)                        | 0                    | 64                                      | 7                                       | 0                                  | 0                                 | 0                              | 0  | 69  | 0  | 0                                      | 0  | 69   | 0   |
| 06-1463851   | 10717                                 | Aspen Specialty Insurance Co                | ND                                   |                          | 14  | 0                          | 0                    | 0                                       | 0                                       | 1                                  | 0                                 | 6                              | 0  | 7   | 0  | 10                                     | 0  | (3)  | 0   |
| 75-2344200   | 43460                                 | Aspen American Insurance Co                 | TX                                   |                          | 357                                       | 0                          | 0                    | 30                                      | 0                                       | 148                                | 27                                | 176                            | 0  | 381   | 0  | 44                                     | 0  | 337  | 0   |
| 39-1338397   | 37273                                 | Axis Insurance Company                      | IL                                   |                          | 4   | 0                          | 0                    | 0                                       | 0                                       | 0                                  | 0                                 | 2                              | 0  | 2   | 0  | 3                                      | 0  | (1)  | 0   |
| 51-0434766   | 20370                                 | Axis Reinsurance Company                    | NY                                   |                          | 1   | 0                          | 0                    | 0                                       | 0                                       | 132                                | 36                                | 0                              | 0  | 168   | 0  | 12                                     | 0  | 156  | 0   |
| 47-0574325   | 32603                                 | Berkley Insurance Company                   | DE                                   |                          | 1,440                                     | 1                          | 0                    | 907                                     | 0                                       | 1,017                              | 185                               | 1,032                          | 0  | 3,142                                       | 0  | 474                                    | 0  | 2,668  | 0   |
|  |                                       | Church Mutual Insurance Company, Stock      |                                      |                          |   |                            |                      |   |   |                                    |                                   |                                |  |   |  |  |  |  |   |
| 39-0712210   | 18767                                 | Insurer                                     | WI                                   |                          | 636                                       | 32                         | 5                    | 918                                     | 11                                      | 169                                | 26                                | 216                            | 0  | 1,377                                       | 0  | 338                                    | 0  | 1,039  | 0   |
| 38-2145898   | 33499                                 | Dorinco Reinsurance Company                 | MI                                   |                          | 0   | 0                          | 0                    | 3                                       | 0                                       | 0                                  | 0                                 | 0                              | 0  | 3   | 0  | 0                                      | 0  | 3  | 0   |
| 42-0234980   | 21415                                 | Employers Mutual Casualty Company           | IA                                   |                          | 0   | 5                          | 1                    | 406                                     | 10                                      | 16                                 | 4                                 | 0                              | 0  | 442   | 0  | 0                                      | 0  | 442  | 0   |
| 35-2293075   | 11551                                 | Endurance Assurance Corporation             | DE                                   |                          | 197                                       | 1                          | 0                    | 576                                     | 29                                      | 482                                | 65                                | 160                            | 0  | 1,313                                       | 0  | 52                                     | 0  | 1,261  | 0   |
| 22-2005057   | 26921                                 | Everest Reinsurance Company                 | DE                                   |                          | 1,727                                     | 0                          | 0                    | 1,236                                   | 0                                       | 1,372                              | 244                               | 1,063                          | 0  | 3,915                                       | 0  | 560                                    | 0  | 3,355  | 0   |
| 43-1898350   | 11054                                 | Fletcher Reinsurance Company                | MO                                   |                          | 0   | 25                         | 4                    | 1,573                                   | 101                                     | 259                                | (315)                             | 0                              | 0  | 1,647                                       | 0  | 0                                      | 0  | 1,647  | 0   |
| 13-2673100   | 22039                                 | General Reinsurance Corporation             | DE                                   |                          | 9,046                                     | 769                        | 128                  | 1,699                                   | 10                                      | 8,380                              | 1,988                             | 4,273                          | 0  | 17,247                                      | 0  | 2,376                                  | 0  | 14,871   | 0   |
| 23-2745904   | 10019                                 | Greystone Insurance Company                 | CT                                   |                          | 0   | 2                          | 0                    | 77                                      | 8                                       | 0                                  | 0                                 | 0                              | 0  | 87  | 0  | 0                                      | 0  | 87   | 0   |
| 06-0383750   | 19682                                 | Hartford Fire Insurance Company             | CT                                   |                          | 0   | 0                          | 0                    | 12                                      | 2                                       | 0                                  | 0                                 | 0                              | 0  | 14  | 0  | 0                                      | 0  | 14   | 0   |
| 06-0384680   | 11452                                 | Hartford Steam Boiler                       | CT                                   |                          | 156                                       | 0                          | 0                    | 110                                     | 0                                       | 47                                 | 18                                | 61                             | 0  | 236   | 0  | 30                                     | 0  | 206  | 0   |
| 95-2769232   | 27847                                 | Insurance Company of the West               | CA                                   |                          | 248                                       | 0                          | 0                    | 88                                      | 0                                       | 332                                | 62                                | 130                            | 0  | 612   | 0  | 55                                     | 0  | 557  | 0   |
| 04-1543470   | 23043                                 | Liberty Mutual Insurance Co.                | MA                                   |                          | 555                                       | 0                          | 0                    | 13                                      | 0                                       | 103                                | 15                                | 357                            | 0  | 488   | 0  | 218                                    | 0  | 270  | 0   |
| 06-1481194   | 10829                                 | Markel Global Reinsurance Company           | DE                                   |                          | 779                                       | 2                          | 0                    | 1,381                                   | 30                                      | 415                                | 3                                 | 320                            | 0  | 2,151                                       | 0  | 246                                    | 0  | 1,905  | 0   |
| 36-3101262   | 38970                                 | Markel Insurance Company                    | IL                                   |                          | 0   | 0                          | 0                    | 3                                       | 0                                       | 7                                  | (4)                               | 0                              | 0  | 6   | 0  | 0                                      | 0  | 6  | 0   |
| 31-1169435   | 23612                                 | Midwest Employers Casualty Company          | DE                                   |                          | 0   | 0                          | 0                    | 0                                       | 0                                       | 102                                | (3)                               | 0                              | 0  | 99  | 0  | 0                                      | 0  | 99   | 0   |
| 13-4924125   | 10227                                 | Munich Reinsurance America Inc.             | DE                                   |                          | 514                                       | 0                          | 0                    | 70                                      | 10                                      | 323                                | 63                                | 267                            | 0  | 733   | 0  | 164                                    | 0  | 569  | 0   |
| 47-0355979   | 20087                                 | National Indemnity Company                  | NE                                   |                          | 1,220                                     | 69                         | 11                   | 353                                     | 27                                      | 946                                | 166                               | 784                            | 0  | 2,356                                       | 0  | 0                                      | 0  | 2,356  | 0   |
|  |                                       | National Liability & Fire Insurance Company |                                      |                          |   |                            |                      |   |   |                                    |                                   |                                |  |   |  |  |  |  |   |
| 36-2403971   | 20052                                 |   | CT                                   |                          | 44  | 0                          | 0                    | 0                                       | 0                                       | 13                                 | 2                                 | 11                             | 0  | 26  | 0  | 0                                      | 0  | 26   | 0   |
| 31-4177100   | 23787                                 | Nationwide Mutual Insurance Company         | OH                                   |                          | 443                                       | 0                          | 0                    | 118                                     | 0                                       | 413                                | 77                                | 243                            | 0  | 851   | 0  | 115                                    | 0  | 736  | 0   |
| 47-0698507   | 23680                                 | Odyssey Reinsurance Company                 | CT                                   |                          | 1,068                                     | (3)                        | (1)                  | 265                                     | 14                                      | 710                                | 133                               | 653                            | 0  | 1,771                                       | 0  | 276                                    | 0  | 1,495  | 46  |
| 13-3031176   | 38636                                 | Partner Reinsurance Company of the US       | NY                                   |                          | 343                                       | 6                          | 1                    | 900                                     | 21                                      | 373                                | 62                                | 85                             | 0  | 1,448                                       | 0  | 16                                     | 0  | 1,432  | 0   |
| 36-3030511   | 37257                                 | Praetorian Ins Co                           | PA                                   |                          | 0   | 4                          | 1                    | 0                                       | 0                                       | 0                                  | (1)                               | 0                              | 0  | 4   | 0  | 0                                      | 0  | 4  | 0   |
| 23-1641984   | 10219                                 | QBE Reinsurance Corporation                 | PA                                   |                          | 0   | (1)                        | 0                    | 21                                      | 2                                       | 1                                  | (1)                               | 0                              | 0  | 22  | 0  | 0                                      | 0  | 22   | 6   |
| 43-1235868   | 93572                                 | Reinsurance Group of America                | MO                                   |                          | 0   | 0                          | 0                    | 0                                       | 0                                       | 2                                  | 1                                 | 0                              | 0  | 3   | 0  | 0                                      | 0  | 3  | 0   |
| 52-1952955   | 10357                                 | Renaissance Reinsurance U.S. Inc.           | MD                                   |                          | 1,925                                     | 45                         | 7                    | 2,232                                   | 92                                      | 1,686                              | 246                               | 824                            | 0  | 5,132                                       | 0  | 597                                    | 0  | 4,535  | 0   |
| 43-0727872   | 15105                                 | Safety National Casualty Corporation        | MO                                   |                          | 403                                       | 70                         | 11                   | 8,992                                   | 181                                     | 865                                | 6                                 | 131                            | 0  | 10,256                                      | 0  | 224                                    | 0  | 10,032   | 0   |
| 13-2997499   | 38776                                 | SiriusPoint America Insurance Company       | NY                                   |                          | 0   | (1)                        | 0                    | 40                                      | 4                                       | 0                                  | 0                                 | 0                              | 0  | 43  | 0  | 0                                      | 0  | 43   | 0   |
| 13-1675535   | 25364                                 | Swiss Reinsurance America Corporation       | NY                                   |                          | 424                                       | 12                         | 2                    | 1,329                                   | 160                                     | 818                                | 175                               | 264                            | 0  | 2,760                                       | 0  | 95                                     | 0  | 2,665  | 0   |
| 31-0542366   | 10677                                 | The Cincinnati Insurance Company            | OH                                   |                          | 22  | 0                          | 0                    | 0                                       | 0                                       | 10                                 | 1                                 | 0                              | 0  | 11  | 0  | 1                                      | 0  | 10   | 0   |
| 13-2918573   | 42439                                 | TOA Reinsurance Company of America          | DE                                   |                          | 62  | 1                          | 0                    | 7                                       | 0                                       | 55                                 | (7)                               | 0                              | 0  | 56  | 0  | 0                                      | 0  | 56   | 0   |
| 13-5616275   | 19453                                 | Transatlantic Reinsurance Company           | NY                                   |                          | 0   | 0                          | 0                    | 4                                       | 1                                       | 24                                 | (54)                              | 0                              | 0  | (25)  | 0  | 0                                      | 0  | (25)   | 0   |

ANNUAL STATEMENT FOR THE YEAR 2023 OF THE VANLINER INSURANCE COMPANY

SCHEDULE F - PART 3

Ceded Reinsurance as of December 31, Current Year (\$000 Omitted)

| 1   | 2                            | 3  | 4                           | 5               | 6                                | Reinsurance Recoverable On |             |                                |                               |                          |                         |                      |                                |                                   | 16   | Reinsurance Payable          |  | 19   | 20  |
|---|------------------------------|--|-----------------------------|-----------------|----------------------------------|----------------------------|-------------|--------------------------------|-------------------------------|--------------------------|-------------------------|----------------------|--------------------------------|-----------------------------------|--|------------------------------|--|--|---|
| ID<br>Number  | NAIC<br>Com-<br>pany<br>Code | Name of Reinsurer                            | Domiciliary<br>Jurisdiction | Special<br>Code | Reinsurance<br>Premiums<br>Ceded | Paid<br>Losses             | Paid<br>LAE | Known<br>Case Loss<br>Reserves | Known<br>Case LAE<br>Reserves | IBNR<br>Loss<br>Reserves | IBNR<br>LAE<br>Reserves | Unearned<br>Premiums | Contingent<br>Commis-<br>sions | Columns<br>7 through<br>14 Totals | Amount in<br>Dispute<br>included in<br>Column 15 | Ceded<br>Balances<br>Payable | Other<br>Amounts<br>Due to<br>Reinsurers | Net Amount<br>Recoverable<br>From<br>Reinsurers<br>Cols. 15 -<br>[17 + 18] | Funds Held<br>by<br>Company<br>Under<br>Reinsurance<br>Treaties |
| 42-0644327 ..   | .13021 ..                    | United Fire and Casualty Co. ....            | IA.....                     |                 | 126                              | 31                         | 5           | 721                            | 8                             | 93                       | 14                      | 0                    | 0                              | 872                               | 0  | 0                            | 0  | 872  | 0   |
| 13-1290712 ..   | .20583 ..                    | XL Reinsurance America Inc. ....             | NY.....                     |                 | 151                              | 0                          | 0           | 0                              | 0                             | 41                       | 13                      | 69                   | 0                              | 123                               | 0  | 96                           | 0  | 27   | 0   |
| 36-4233459 ..   | .16535 ..                    | Zurich America Insurance Company ..          | NY.....                     |                 | 0                                | 0                          | 0           | 0                              | 0                             | 2                        | 1                       | 0                    | 0                              | 3                                 | 0  | 0                            | 0  | 3  | 0   |
| 0999999. Total Authorized - Other U.S. Unaffiliated Insurers  |                              |  |                             |                 | 24,111                           | 1,420                      | 232         | 25,829                         | 748                           | 20,631                   | 3,459                   | 12,149               | 0                              | 64,468                            | 0  | 6,331                        | 0  | 58,137   | 52  |
| AA-9991159 ..   | .00000 ..                    | Michigan Catastrophic Claims Association ..  | MI.....                     |                 | 27                               | 0                          | 0           | 0                              | 0                             | 0                        | 0                       | 14                   | 0                              | 14                                | 0  | 7                            | 0  | 7  | 0   |
| AA-9991423 ..   | .00000 ..                    | Minnesota Workers Compensation .....         | MN.....                     |                 | 20                               | 0                          | 0           | 0                              | 0                             | 0                        | 0                       | 0                    | 0                              | 0                                 | 0  | 0                            | 0  | 0  | 0   |
| 1099999. Total Authorized - Pools - Mandatory Pools   |                              |  |                             |                 | 47                               | 0                          | 0           | 0                              | 0                             | 0                        | 0                       | 14                   | 0                              | 14                                | 0  | 7                            | 0  | 7  | 0   |
| AA-1120337 ..   | .00000 ..                    | Aspen Insurance UK Ltd .....                 | GBR.....                    |                 | 0                                | 21                         | 3           | 1,073                          | 2                             | 71                       | 14                      | 0                    | 0                              | 1,184                             | 0  | 19                           | 0  | 1,165  | 0   |
| AA-3194130 ..   | .00000 ..                    | Endurance Specialty Insurance Ltd .....      | BMU.....                    |                 | 34                               | 0                          | 0           | 0                              | 0                             | 18                       | (4)                     | 11                   | 0                              | 25                                | 0  | 17                           | 0  | 8  | 0   |
| AA-1340125 ..   | .00000 ..                    | Hannover Rückversicherung AG .....           | DEU.....                    |                 | 3,897                            | 170                        | 28          | 7,172                          | 102                           | 1,851                    | 287                     | 1,575                | 0                              | 11,185                            | 0  | 1,706                        | 0  | 9,479  | 0   |
| AA-1126033 ..   | .00000 ..                    | Lloyd's of London Syndicate #0033 .....      | GBR.....                    |                 | 38                               | 0                          | 0           | 0                              | 0                             | 35                       | 8                       | 0                    | 0                              | 43                                | 0  | (67)                         | 0  | 110  | 0   |
| AA-1126382 ..   | .00000 ..                    | Lloyd's of London Syndicate #0382 .....      | GBR.....                    |                 | 0                                | 47                         | 8           | 0                              | 0                             | 94                       | 27                      | 0                    | 0                              | 176                               | 0  | 0                            | 0  | 176  | 0   |
| AA-1126510 ..   | .00000 ..                    | Lloyd's of London Syndicate #0510 .....      | GBR.....                    |                 | 15                               | 0                          | 0           | 0                              | 0                             | 6                        | 1                       | 4                    | 0                              | 11                                | 0  | 7                            | 0  | 4  | 0   |
| AA-1126566 ..   | .00000 ..                    | Lloyd's of London Syndicate #0566 .....      | GBR.....                    |                 | 1,099                            | 0                          | 0           | 256                            | 6                             | 371                      | 63                      | 564                  | 0                              | 1,260                             | 0  | 348                          | 0  | 912  | 0   |
| AA-1126570 ..   | .00000 ..                    | Lloyd's of London Syndicate #0570 .....      | GBR.....                    |                 | 0                                | 0                          | 0           | 0                              | 0                             | 1                        | 0                       | 0                    | 0                              | 1                                 | 0  | 0                            | 0  | 1  | 0   |
| AA-1126609 ..   | .00000 ..                    | Lloyd's of London Syndicate #0609 .....      | GBR.....                    |                 | 18                               | 0                          | 0           | 0                              | 0                             | 10                       | 1                       | 0                    | 0                              | 11                                | 0  | 1                            | 0  | 10   | 0   |
| AA-1126623 ..   | .00000 ..                    | Lloyd's of London Syndicate #0623 .....      | GBR.....                    |                 | 11                               | 0                          | 0           | 0                              | 0                             | 18                       | 3                       | 0                    | 0                              | 21                                | 0  | 4                            | 0  | 17   | 0   |
| AA-1126727 ..   | .00000 ..                    | Lloyd's of London Syndicate #0727 .....      | GBR.....                    |                 | 4                                | 0                          | 0           | 0                              | 0                             | 3                        | 0                       | 0                    | 0                              | 3                                 | 0  | 0                            | 0  | 3  | 0   |
| AA-1126780 ..   | .00000 ..                    | Lloyd's of London Syndicate #0780 .....      | GBR.....                    |                 | 0                                | 0                          | 0           | 0                              | 0                             | 2                        | (1)                     | 0                    | 0                              | 1                                 | 0  | 0                            | 0  | 1  | 0   |
| AA-1127036 ..   | .00000 ..                    | Lloyd's of London Syndicate #1036 .....      | GBR.....                    |                 | 285                              | 33                         | 5           | 0                              | 0                             | 222                      | 50                      | 0                    | 0                              | 310                               | 0  | 38                           | 0  | 272  | 0   |
| AA-1127084 ..   | .00000 ..                    | Lloyd's of London Syndicate #1084 .....      | GBR.....                    |                 | 0                                | 0                          | 0           | 0                              | 0                             | 19                       | (11)                    | 0                    | 0                              | 8                                 | 0  | 0                            | 0  | 8  | 0   |
| AA-1127200 ..   | .00000 ..                    | Lloyd's of London Syndicate #1200 .....      | GBR.....                    |                 | 196                              | 0                          | 0           | 0                              | 0                             | 103                      | 18                      | 0                    | 0                              | 121                               | 0  | 18                           | 0  | 103  | 0   |
| AA-1120085 ..   | .00000 ..                    | Lloyd's of London Syndicate #1274 .....      | GBR.....                    |                 | 24                               | 0                          | 0           | 0                              | 0                             | 18                       | 3                       | 0                    | 0                              | 21                                | 0  | 14                           | 0  | 7  | 0   |
| AA-1127400 ..   | .00000 ..                    | Lloyd's of London Syndicate #1400 .....      | GBR.....                    |                 | 0                                | 0                          | 0           | 0                              | 0                             | 1                        | (2)                     | 0                    | 0                              | (1)                               | 0  | 0                            | 0  | (1)  | 0   |
| AA-1127414 ..   | .00000 ..                    | Lloyd's of London Syndicate #1414 .....      | GBR.....                    |                 | 572                              | 48                         | 8           | 0                              | 0                             | 371                      | 89                      | 69                   | 0                              | 585                               | 0  | 96                           | 0  | 489  | 0   |
| AA-1120102 ..   | .00000 ..                    | Lloyd's of London Syndicate #1458 .....      | GBR.....                    |                 | 0                                | 0                          | 0           | 0                              | 0                             | 8                        | 0                       | 0                    | 0                              | 8                                 | 0  | 0                            | 0  | 8  | 0   |
| AA-1120198 ..   | .00000 ..                    | Lloyd's of London Syndicate #1618 .....      | GBR.....                    |                 | 89                               | 0                          | 0           | 0                              | 0                             | 21                       | 3                       | 24                   | 0                              | 48                                | 0  | 39                           | 0  | 9  | 0   |
| AA-1120156 ..   | .00000 ..                    | Lloyd's of London Syndicate #1686 .....      | GBR.....                    |                 | 147                              | 0                          | 0           | 0                              | 0                             | 104                      | 20                      | 0                    | 0                              | 124                               | 0  | 21                           | 0  | 103  | 0   |
| AA-1120096 ..   | .00000 ..                    | Lloyd's of London Syndicate #1880 .....      | GBR.....                    |                 | 4                                | 0                          | 0           | 0                              | 0                             | 1                        | 0                       | 1                    | 0                              | 2                                 | 0  | 2                            | 0  | 0  | 0   |
| AA-1120106 ..   | .00000 ..                    | Lloyd's of London Syndicate #1969 .....      | GBR.....                    |                 | 22                               | 0                          | 0           | 0                              | 0                             | 6                        | 1                       | 5                    | 0                              | 12                                | 0  | 8                            | 0  | 4  | 0   |
| AA-1128001 ..   | .00000 ..                    | Lloyd's of London Syndicate #2001 .....      | GBR.....                    |                 | 79                               | 23                         | 4           | 234                            | 5                             | 57                       | 12                      | 11                   | 0                              | 346                               | 0  | 37                           | 0  | 309  | 0   |
| AA-1128003 ..   | .00000 ..                    | Lloyd's of London Syndicate #2003 .....      | GBR.....                    |                 | 0                                | 0                          | 0           | 0                              | 0                             | 1                        | 1                       | 0                    | 0                              | 2                                 | 0  | 0                            | 0  | 2  | 0   |
| AA-1120071 ..   | .00000 ..                    | Lloyd's of London Syndicate #2007 .....      | GBR.....                    |                 | 0                                | 2                          | 0           | 0                              | 0                             | 1                        | 1                       | 0                    | 0                              | 4                                 | 0  | 0                            | 0  | 4  | 0   |
| AA-1128010 ..   | .00000 ..                    | Lloyd's of London Syndicate #2010 .....      | GBR.....                    |                 | 3                                | 0                          | 0           | 0                              | 0                             | 2                        | 0                       | 0                    | 0                              | 2                                 | 0  | 2                            | 0  | 0  | 0   |
| AA-1128121 ..   | .00000 ..                    | Lloyd's of London Syndicate #2121 .....      | GBR.....                    |                 | 16                               | 0                          | 0           | 0                              | 0                             | 15                       | 4                       | 0                    | 0                              | 19                                | 0  | 10                           | 0  | 9  | 0   |
| AA-1128623 ..   | .00000 ..                    | Lloyd's of London Syndicate #2623 .....      | GBR.....                    |                 | 50                               | 0                          | 0           | 0                              | 0                             | 82                       | 15                      | 0                    | 0                              | 97                                | 0  | 16                           | 0  | 81   | 0   |
| AA-1128791 ..   | .00000 ..                    | Lloyd's of London Syndicate #2791 .....      | GBR.....                    |                 | 0                                | 0                          | 0           | 0                              | 0                             | 1                        | 1                       | 0                    | 0                              | 2                                 | 0  | 0                            | 0  | 2  | 0   |
| AA-1128987 ..   | .00000 ..                    | Lloyd's of London Syndicate #2987 .....      | GBR.....                    |                 | 476                              | 0                          | 0           | 484                            | 10                            | 161                      | 22                      | 149                  | 0                              | 826                               | 0  | 238                          | 0  | 588  | 0   |
| AA-1129000 ..   | .00000 ..                    | Lloyd's of London Syndicate #3000 .....      | GBR.....                    |                 | 379                              | 0                          | 0           | 610                            | 13                            | 133                      | 20                      | 125                  | 0                              | 901                               | 0  | 206                          | 0  | 695  | 0   |
| AA-1120082 ..   | .00000 ..                    | Lloyd's of London Syndicate #3010 .....      | GBR.....                    |                 | 24                               | 0                          | 0           | 0                              | 0                             | 20                       | 5                       | 0                    | 0                              | 25                                | 0  | 14                           | 0  | 11   | 0   |
| AA-1129210 ..   | .00000 ..                    | Lloyd's of London Syndicate #3210 .....      | GBR.....                    |                 | 0                                | 0                          | 0           | 0                              | 0                             | 11                       | 2                       | 0                    | 0                              | 13                                | 0  | 0                            | 0  | 13   | 0   |
| AA-1126005 ..   | .00000 ..                    | Lloyd's of London Syndicate #4000 .....      | GBR.....                    |                 | 0                                | 0                          | 0           | 0                              | 0                             | 16                       | 6                       | 0                    | 0                              | 22                                | 0  | 0                            | 0  | 22   | 0   |
| AA-1126004 ..   | .00000 ..                    | Lloyd's of London Syndicate #4444 .....      | GBR.....                    |                 | 17                               | 0                          | 0           | 0                              | 0                             | 7                        | 1                       | 0                    | 0                              | 8                                 | 0  | 1                            | 0  | 7  | 0   |
| AA-1126006 ..   | .00000 ..                    | Lloyd's of London Syndicate #4472 .....      | GBR.....                    |                 | 276                              | 0                          | 0           | 0                              | 0                             | 129                      | 22                      | 21                   | 0                              | 172                               | 0  | 68                           | 0  | 104  | 0   |
| AA-3190829 ..   | .00000 ..                    | Markel Bermuda Ltd .....                     | BMU.....                    |                 | 0                                | 3                          | 1           | 304                            | 2                             | 19                       | (9)                     | 0                    | 0                              | 320                               | 0  | 0                            | 0  | 320  | 0   |
| AA-1121270 ..   | .00000 ..                    | River Thames Insurance Company Limited ..... | GBR.....                    |                 | 0                                | 3                          | 0           | 40                             | 6                             | 0                        | 0                       | 0                    | 0                              | 49                                | 0  | 0                            | 0  | 49   | 0   |
| AA-3190870 ..   | .00000 ..                    | Validus Reinsurance Ltd .....                | BMU.....                    |                 | 0                                | 0                          | 0           | 0                              | 0                             | 1                        | (3)                     | 0                    | 0                              | (2)                               | 0  | 0                            | 0  | (2)  | 0   |
| 1299999. Total Authorized - Other Non-U.S. Insurers   |                              |  |                             |                 | 7,775                            | 350                        | 57          | 10,173                         | 146                           | 4,010                    | 670                     | 2,559                | 0                              | 17,965                            | 0  | 2,863                        | 0  | 15,102   | 0   |
| 1499999. Total Authorized Excluding Protected Cells (Sum of 0899999, 0999999, 1099999, 1199999 and 1299999) |                              |  |                             |                 | 214,045                          | 7,526                      | 1,229       | 121,281                        | 5,621                         | 148,145                  | 38,470                  | 91,322               | 1,649                          | 415,243                           | 0  | 25,749                       | 0  | 389,494  | 52  |

ANNUAL STATEMENT FOR THE YEAR 2023 OF THE VANLINER INSURANCE COMPANY

SCHEDULE F - PART 3

Ceded Reinsurance as of December 31, Current Year (\$000 Omitted)

| 1   | 2                 | 3   | 4                        | 5            | 6                          | Reinsurance Recoverable On |          |                          |                         |                    |                   |                   |                          |                             | 16                                      | Reinsurance Payable    |                                 | 19      | 20      |   |
|---|-------------------|---|--------------------------|--------------|----------------------------|----------------------------|----------|--------------------------|-------------------------|--------------------|-------------------|-------------------|--------------------------|-----------------------------|---|------------------------|---------------------------------|---------|---------|---|
|   |                   |   |                          |              |                            | 7                          | 8        | 9                        | 10                      | 11                 | 12                | 13                | 14                       | 15                          |   | 17                     | 18                              |         |         | Net Amount Recoverable From Reinsurers Cols. 15 - [17 + 18] |
| ID Number   | NAIC Company Code | Name of Reinsurer                           | Domiciliary Jurisdiction | Special Code | Reinsurance Premiums Ceded | Paid Losses                | Paid LAE | Known Case Loss Reserves | Known Case LAE Reserves | IBNR Loss Reserves | IBNR LAE Reserves | Unearned Premiums | Contingent Commis- sions | Columns 7 through 14 Totals | Amount in Dispute included in Column 15 | Ceded Balances Payable | Other Amounts Due to Reinsurers |         |         |   |
| 1899999. Total Unauthorized - Affiliates - U.S. Non-Pool  |                   |   |                          |              |                            | 0                          | 0        | 0                        | 0                       | 0                  | 0                 | 0                 | 0                        | 0                           | 0                                       | 0                      | 0                               | 0       | 0       | 0   |
| AA-3770227  |                   | .00000 . Hudson Indemnity Ltd               | CYM                      |              | 48,447                     | 0                          | 0        | 30,150                   | 2,109                   | 59,499             | 10,500            | 19,374            | 0                        | 121,632                     | 0                                       | 0                      | 0                               | 121,632 | 124,108 |   |
| 2099999. Total Unauthorized - Affiliates - Other (Non-U.S.) - Other   |                   |   |                          |              |                            | 48,447                     | 0        | 0                        | 30,150                  | 2,109              | 59,499            | 10,500            | 19,374                   | 0                           | 121,632                                 | 0                      | 0                               | 0       | 121,632 | 124,108   |
| 2199999. Total Unauthorized - Affiliates - Other (Non-U.S.)   |                   |   |                          |              |                            | 48,447                     | 0        | 0                        | 30,150                  | 2,109              | 59,499            | 10,500            | 19,374                   | 0                           | 121,632                                 | 0                      | 0                               | 0       | 121,632 | 124,108   |
| 2299999. Total Unauthorized - Affiliates  |                   |   |                          |              |                            | 48,447                     | 0        | 0                        | 30,150                  | 2,109              | 59,499            | 10,500            | 19,374                   | 0                           | 121,632                                 | 0                      | 0                               | 0       | 121,632 | 124,108   |
| AA-3770362  |                   | .00000 . ALC Insurance Group Ltd            | CYM                      |              | 0                          | 0                          | 0        | 0                        | 0                       | 0                  | 0                 | 0                 | 0                        | 0                           | 0                                       | 0                      | 0                               | 0       | 50      |   |
| AA-1784130  |                   | .00000 . AXIS Specialty Europe SE           | IRL                      |              | 0                          | 10                         | 2        | 0                        | 0                       | 7                  | 4                 | 0                 | 0                        | 23                          | 0                                       | 0                      | 0                               | 23      | 0       |   |
| AA-1120191  |                   | .00000 . Convex Insurance UK Limited        | GBR                      |              | 0                          | 0                          | 0        | 0                        | 0                       | 1                  | 0                 | 0                 | 0                        | 1                           | 0                                       | 0                      | 0                               | 1       | 0       |   |
| AA-3770505  |                   | .00000 . Gibraltar                          | CYM                      |              | 968                        | 85                         | 14       | 600                      | 68                      | 254                | 45                | 403               | 0                        | 1,469                       | 0                                       | 342                    | 0                               | 1,127   | 0       |   |
| AA-3191190  |                   | .00000 . Hamilton Re Ltd.                   | BMU                      |              | 0                          | 106                        | 17       | 123                      | 5                       | 396                | 58                | 0                 | 0                        | 705                         | 0                                       | 277                    | 0                               | 428     | 0       |   |
| AA-3190958  |                   | .00000 . JRG Reinsurance Company Ltd        | BMU                      |              | 0                          | 4                          | 1        | 129                      | 9                       | 36                 | 3                 | 0                 | 0                        | 182                         | 0                                       | 0                      | 0                               | 182     | 0       |   |
| AA-1370048  |                   | .00000 . Liberty Mutual Insurance Europe SE | LUX                      |              | 97                         | 20                         | 3        | 0                        | 0                       | 129                | 30                | 0                 | 0                        | 182                         | 0                                       | 0                      | 0                               | 182     | 0       |   |
| AA-1460019  |                   | .00000 . MS Amlin AG                        | CHE                      |              | 22                         | 0                          | 0        | 0                        | 0                       | 13                 | 2                 | 0                 | 0                        | 15                          | 0                                       | 1                      | 0                               | 14      | 0       |   |
| 00-0000000  |                   | .00000 . Norse Insurance, Ltd.              | KNA                      |              | 235                        | 0                          | 0        | 72                       | 16                      | 42                 | 7                 | 0                 | 0                        | 137                         | 0                                       | 0                      | 0                               | 137     | 197     |   |
| AA-1460023  |                   | .00000 . RenaissanceRe Europe AG            | CHE                      |              | 0                          | 0                          | 0        | 0                        | 0                       | 5                  | 1                 | 0                 | 0                        | 6                           | 0                                       | 0                      | 0                               | 6       | 0       |   |
| AA-1121366  |                   | .00000 . Sphere Drake Insurance Ltd         | GBR                      |              | 0                          | 1                          | 0        | 7                        | 1                       | 0                  | 0                 | 0                 | 0                        | 9                           | 0                                       | 0                      | 0                               | 9       | 126     |   |
| AA-3770159  |                   | .00000 . TRAX Insurance Ltd                 | CYM                      |              | 558                        | 66                         | 11       | 291                      | 31                      | 217                | 38                | 29                | 0                        | 683                         | 0                                       | 104                    | 0                               | 579     | 0       |   |
| AA-3770000  |                   | .00000 . Wheels Insurance Ltd               | CYM                      |              | 3,142                      | 393                        | 64       | 1,931                    | 135                     | 1,700              | 300               | 1,130             | 0                        | 5,653                       | 0                                       | 2,000                  | 0                               | 3,653   | 0       |   |
| 2699999. Total Unauthorized - Other Non-U.S. Insurers   |                   |   |                          |              |                            | 5,022                      | 685      | 112                      | 3,153                   | 265                | 2,800             | 488               | 1,562                    | 9,065                       | 0                                       | 2,724                  | 0                               | 6,341   | 373     |   |
| 2899999. Total Unauthorized Excluding Protected Cells (Sum of 2299999, 2399999, 2499999, 2599999 and 2699999)   |                   |   |                          |              |                            | 53,469                     | 685      | 112                      | 33,303                  | 2,374              | 62,299            | 10,988            | 20,936                   | 130,697                     | 0                                       | 2,724                  | 0                               | 127,973 | 124,481 |   |
| 3299999. Total Certified - Affiliates - U.S. Non-Pool   |                   |   |                          |              |                            | 0                          | 0        | 0                        | 0                       | 0                  | 0                 | 0                 | 0                        | 0                           | 0                                       | 0                      | 0                               | 0       | 0       |   |
| 3599999. Total Certified - Affiliates - Other (Non-U.S.)  |                   |   |                          |              |                            | 0                          | 0        | 0                        | 0                       | 0                  | 0                 | 0                 | 0                        | 0                           | 0                                       | 0                      | 0                               | 0       | 0       |   |
| 3699999. Total Certified - Affiliates   |                   |   |                          |              |                            | 0                          | 0        | 0                        | 0                       | 0                  | 0                 | 0                 | 0                        | 0                           | 0                                       | 0                      | 0                               | 0       | 0       |   |
| CR-1120175  |                   | .00000 . Fidelis Underwriting Ltd.          | GBR                      |              | 131                        | 0                          | 0        | 0                        | 0                       | 57                 | 10                | 0                 | 0                        | 67                          | 0                                       | 12                     | 0                               | 55      | 0       |   |
| CR-1460023  |                   | .00000 . RenaissanceRe Europe AG            | CHE                      |              | 44                         | 0                          | 0        | 0                        | 0                       | 17                 | 2                 | 0                 | 0                        | 19                          | 0                                       | 1                      | 0                               | 18      | 0       |   |
| 4099999. Total Certified - Other Non-U.S. Insurers  |                   |   |                          |              |                            | 175                        | 0        | 0                        | 0                       | 74                 | 12                | 0                 | 0                        | 86                          | 0                                       | 13                     | 0                               | 73      | 0       |   |
| 4299999. Total Certified Excluding Protected Cells (Sum of 3699999, 3799999, 3899999, 3999999 and 4099999)  |                   |   |                          |              |                            | 175                        | 0        | 0                        | 0                       | 74                 | 12                | 0                 | 0                        | 86                          | 0                                       | 13                     | 0                               | 73      | 0       |   |
| 4699999. Total Reciprocal Jurisdiction - Affiliates - U.S. Non-Pool   |                   |   |                          |              |                            | 0                          | 0        | 0                        | 0                       | 0                  | 0                 | 0                 | 0                        | 0                           | 0                                       | 0                      | 0                               | 0       | 0       |   |
| 4999999. Total Reciprocal Jurisdiction - Affiliates - Other (Non-U.S.)  |                   |   |                          |              |                            | 0                          | 0        | 0                        | 0                       | 0                  | 0                 | 0                 | 0                        | 0                           | 0                                       | 0                      | 0                               | 0       | 0       |   |
| 5099999. Total Reciprocal Jurisdiction - Affiliates   |                   |   |                          |              |                            | 0                          | 0        | 0                        | 0                       | 0                  | 0                 | 0                 | 0                        | 0                           | 0                                       | 0                      | 0                               | 0       | 0       |   |
| RJ-1120191  |                   | .00000 . Convex Insurance UK Limited        | GBR                      |              | 104                        | 0                          | 0        | 0                        | 0                       | 13                 | 2                 | 42                | 0                        | 57                          | 0                                       | 74                     | 0                               | (17)    | 0       |   |
| RJ-3191190  |                   | .00000 . Hamilton Re Ltd.                   | BMU                      |              | 1,036                      | 0                          | 0        | 170                      | 1                       | 342                | 51                | 554               | 0                        | 1,118                       | 0                                       | (13)                   | 0                               | 1,131   | 0       |   |
| 5499999. Total Reciprocal Jurisdiction - Other Non-U.S. Insurers  |                   |   |                          |              |                            | 1,140                      | 0        | 170                      | 1                       | 355                | 53                | 596               | 0                        | 1,175                       | 0                                       | 61                     | 0                               | 1,114   | 0       |   |
| 5699999. Total Reciprocal Jurisdiction Excluding Protected Cells (Sum of 5099999, 5199999, 5299999, 5399999 and 5499999)                                |                   |   |                          |              |                            | 1,140                      | 0        | 170                      | 1                       | 355                | 53                | 596               | 0                        | 1,175                       | 0                                       | 61                     | 0                               | 1,114   | 0       |   |
| 5799999. Total Authorized, Unauthorized, Reciprocal Jurisdiction and Certified Excluding Protected Cells (Sum of 1499999, 2899999, 4299999 and 5699999) |                   |   |                          |              |                            | 268,829                    | 8,211    | 1,341                    | 154,754                 | 7,996              | 210,873           | 49,523            | 112,854                  | 547,201                     | 0                                       | 28,547                 | 0                               | 518,654 | 124,533 |   |
| 5899999. Total Protected Cells (Sum of 1399999, 2799999, 4199999 and 5599999)   |                   |   |                          |              |                            | 0                          | 0        | 0                        | 0                       | 0                  | 0                 | 0                 | 0                        | 0                           | 0                                       | 0                      | 0                               | 0       | 0       |   |
| 9999999 Totals  |                   |   |                          |              |                            | 268,829                    | 8,211    | 1,341                    | 154,754                 | 7,996              | 210,873           | 49,523            | 112,854                  | 547,201                     | 0                                       | 28,547                 | 0                               | 518,654 | 124,533 |   |

ANNUAL STATEMENT FOR THE YEAR 2023 OF THE VANLINER INSURANCE COMPANY

SCHEDULE F - PART 3 (Continued)

Ceded Reinsurance as of December 31, Current Year (\$000 Omitted)  
(Credit Risk)

| ID<br>Number From<br>Col. 1   | Name of Reinsurer<br>From Col. 3                     | Collateral                        |                      |   |   | 25   | 26   | 27   | Ceded Reinsurance Credit Risk  |  |  |  |  |   |  |  |   |
|---|--|-----------------------------------|----------------------|---|---|--|--|--|--|--|--|--|--|---|--|--|---|
|   |  | 21                                | 22                   | 23  | 24  |  |  |  | 28   | 29   | 30   | 31   | 32   | 33  | 34                                     | 35   | 36  |
|   |  | Multiple<br>Beneficiary<br>Trusts | Letters of<br>Credit | Issuing or<br>Confirming<br>Bank<br>Reference<br>Number | Single<br>Beneficiary<br>Trusts &<br>Other<br>Allowable<br>Collateral | Total Funds<br>Held,<br>Payables &<br>Collateral | Net<br>Recoverable<br>Net of Funds<br>Held &<br>Collateral | Applicable<br>Sch. F<br>Penalty<br>(Col. 78) | Total Amount<br>Recoverable<br>from<br>Reinsurers<br>Less Penalty<br>(Cols. 15-27) | Stressed<br>Recoverable<br>(Col. 28 *<br>120%) | Reinsurance<br>Payable &<br>Funds Held<br>(Cols.<br>17+18+20;<br>but not in<br>excess of<br>Col. 29) | Stressed Net<br>Recoverable<br>(Cols. 29-30) | Total<br>Collateral<br>(Cols. 21+22<br>+ 24, not in<br>Excess of<br>Col. 31) | Stressed Net<br>Recoverable<br>Net of<br>Collateral<br>Offsets<br>(Cols. 31-32) | Reinsurer<br>Designation<br>Equivalent | Credit Risk on<br>Collateralized<br>Recoverables<br>(Col. 32 *<br>Factor<br>Applicable to<br>Reinsurer<br>Designation<br>Equivalent in<br>Col. 34) | Credit Risk<br>on Un-<br>collateralized<br>Recoverables<br>(Col. 33 *<br>Factor<br>Applicable to<br>Reinsurer<br>Designation<br>Equivalent in<br>Col. 34) |
| 34-1607395 ..   | National Interstate Insurance Company .....          | 0                                 | 0                    |   | 0   | 15,703   | 310,489  | 0  | XXX  | XXX  | XXX  | XXX  | XXX  | XXX   | XXX                                    | XXX  | XXX   |
| 0199999. Total Authorized - Affiliates - U.S. Intercompany<br>Pooling |  | 0                                 | 0                    | XXX   | 0   | 15,703   | 310,489  | 0  | XXX  | XXX  | XXX  | XXX  | XXX  | XXX   | XXX                                    | XXX  | XXX   |
| 31-0501234 ..   | Great American Insurance Company .....               | 0                                 | 0                    |   | 0   | 845  | 5,759  | 0  | XXX  | XXX  | XXX  | XXX  | XXX  | XXX   | XXX                                    | XXX  | XXX   |
| 0399999. Total Authorized - Affiliates - U.S. Non-Pool - Other        |  | 0                                 | 0                    | XXX   | 0   | 845  | 5,759  | 0  | XXX  | XXX  | XXX  | XXX  | XXX  | XXX   | XXX                                    | XXX  | XXX   |
| 0499999. Total Authorized - Affiliates - U.S. Non-Pool                |  | 0                                 | 0                    | XXX   | 0   | 845  | 5,759  | 0  | XXX  | XXX  | XXX  | XXX  | XXX  | XXX   | XXX                                    | XXX  | XXX   |
| 0799999. Total Authorized - Affiliates - Other (Non-U.S.)             |  | 0                                 | 0                    | XXX   | 0   | 0  | 0  | 0  | 0  | 0  | 0  | 0  | 0  | 0   | XXX                                    | 0  | 0   |
| 0899999. Total Authorized - Affiliates                                |  | 0                                 | 0                    | XXX   | 0   | 16,548   | 316,248  | 0  | 0  | 0  | 0  | 0  | 0  | 0   | XXX                                    | 0  | 0   |
| 38-3207001 ..   | Accident Fund Insurance Company of America .....     | 0                                 | 0                    |   | 0   | 124  | 2,181  | 0  | 2,305  | 2,766  | 124  | 2,642  | 0  | 2,642   | 4                                      | 0  | 87  |
| 06-1182357 ..   | Allied World Insurance Company .....                 | 0                                 | 0                    |   | 0   | 190  | 917  | 0  | 1,107  | 1,328  | 190  | 1,138  | 0  | 1,138   | 3                                      | 0  | 32  |
| 06-1430254 ..   | Arch Reinsurance Company .....                       | 0                                 | 0                    |   | 0   | 15   | 1,190  | 0  | 1,205  | 1,446  | 15   | 1,431  | 0  | 1,431   | 3                                      | 0  | 40  |
| 36-3155373 ..   | Ashmere Insurance Company .....                      | 0                                 | 0                    |   | 0   | 0  | 69   | 0  | 69   | 83   | 0  | 83   | 0  | 83  | 4                                      | 0  | 3   |
| 06-1463851 ..   | Aspen Specialty Insurance Co .....                   | 0                                 | 0                    |   | 0   | 7  | 0  | 0  | 7  | 8  | 8  | 0  | 0  | 0   | 3                                      | 0  | 0   |
| 75-2344200 ..   | Aspen American Insurance Co .....                    | 0                                 | 0                    |   | 0   | 44   | 337  | 0  | 381  | 457  | 44   | 413  | 0  | 413   | 4                                      | 0  | 14  |
| 39-1338397 ..   | Axis Insurance Company .....                         | 0                                 | 0                    |   | 0   | 2  | 0  | 0  | 2  | 2  | 2  | 0  | 0  | 0   | 3                                      | 0  | 0   |
| 51-0434766 ..   | Axis Reinsurance Company .....                       | 0                                 | 0                    |   | 0   | 12   | 156  | 0  | 168  | 202  | 12   | 190  | 0  | 190   | 3                                      | 0  | 5   |
| 47-0574325 ..   | Berkley Insurance Company .....                      | 0                                 | 0                    |   | 0   | 474  | 2,668  | 0  | 3,142  | 3,770  | 474  | 3,296  | 0  | 3,296   | 3                                      | 0  | 92  |
| 39-0712210 ..   | Church Mutual Insurance Company, Stock Insurer ..... | 0                                 | 0                    |   | 0   | 338  | 1,039  | 0  | 1,377  | 1,652  | 338  | 1,314  | 0  | 1,314   | 3                                      | 0  | 37  |
| 38-2145898 ..   | Dorinco Reinsurance Company .....                    | 0                                 | 0                    |   | 0   | 0  | 3  | 0  | 3  | 4  | 0  | 4  | 0  | 4   | 3                                      | 0  | 0   |
| 42-0234980 ..   | Employers Mutual Casualty Company .....              | 0                                 | 0                    |   | 0   | 0  | 442  | 0  | 442  | 530  | 0  | 530  | 0  | 530   | 3                                      | 0  | 15  |
| 35-2293075 ..   | Endurance Assurance Corporation .....                | 0                                 | 0                    |   | 0   | 52   | 1,261  | 0  | 1,313  | 1,576  | 52   | 1,524  | 0  | 1,524   | 3                                      | 0  | 43  |
| 22-2005057 ..   | Everest Reinsurance Company .....                    | 0                                 | 0                    |   | 0   | 560  | 3,355  | 0  | 3,915  | 4,698  | 560  | 4,138  | 0  | 4,138   | 3                                      | 0  | 116   |
| 43-1898350 ..   | Fletcher Reinsurance Company .....                   | 0                                 | 0                    |   | 1,029   | 1,029  | 618  | 0  | 1,647  | 1,976  | 0  | 1,976  | 1,029  | 947   | 6                                      | 31   | 114   |
| 13-2673100 ..   | General Reinsurance Corporation .....                | 0                                 | 0                    |   | 0   | 2,376  | 14,871   | 0  | 17,247   | 20,696   | 2,376  | 18,320                                       | 0  | 18,320  | 2                                      | 0  | 385   |
| 23-2745904 ..   | Greystone Insurance Company .....                    | 0                                 | 0                    |   | 0   | 0  | 87   | 0  | 87   | 104  | 0  | 104  | 0  | 104   | 2                                      | 0  | 2   |
| 06-0383750 ..   | Hartford Fire Insurance Company .....                | 0                                 | 0                    |   | 0   | 0  | 14   | 0  | 14   | 17   | 0  | 17   | 0  | 17  | 3                                      | 0  | 0   |
| 06-0384680 ..   | Hartford Steam Boiler .....                          | 0                                 | 0                    |   | 0   | 30   | 206  | 0  | 236  | 283  | 30   | 253  | 0  | 253   | 1                                      | 0  | 4   |
| 95-2769232 ..   | Insurance Company of the West .....                  | 0                                 | 0                    |   | 0   | 55   | 557  | 0  | 612  | 734  | 55   | 679  | 0  | 679   | 3                                      | 0  | 19  |
| 04-1543470 ..   | Liberty Mutual Insurance Co. ....                    | 0                                 | 0                    |   | 0   | 218  | 270  | 0  | 488  | 586  | 218  | 368  | 0  | 368   | 3                                      | 0  | 10  |
| 06-1481194 ..   | Markel Global Reinsurance Company .....              | 0                                 | 0                    |   | 0   | 246  | 1,905  | 0  | 2,151  | 2,581  | 246  | 2,335  | 0  | 2,335   | 3                                      | 0  | 65  |
| 36-3101262 ..   | Markel Insurance Company .....                       | 0                                 | 0                    |   | 0   | 0  | 6  | 0  | 6  | 7  | 0  | 7  | 0  | 7   | 3                                      | 0  | 0   |
| 31-1169435 ..   | Midwest Employers Casualty Company .....             | 0                                 | 0                    |   | 0   | 0  | 99   | 0  | 99   | 119  | 0  | 119  | 0  | 119   | 3                                      | 0  | 3   |
| 13-4924125 ..   | Munich Reinsurance America Inc. ....                 | 0                                 | 0                    |   | 0   | 164  | 569  | 0  | 733  | 880  | 164  | 716  | 0  | 716   | 2                                      | 0  | 15  |
| 47-0355979 ..   | National Indemnity Company .....                     | 0                                 | 0                    |   | 0   | 0  | 2,356  | 0  | 2,356  | 2,827  | 0  | 2,827  | 0  | 2,827   | 2                                      | 0  | 59  |
| 36-2403971 ..   | National Liability & Fire Insurance Company .....    | 0                                 | 0                    |   | 0   | 0  | 26   | 0  | 26   | 31   | 0  | 31   | 0  | 31  | 2                                      | 0  | 1   |
| 31-4177100 ..   | Nationwide Mutual Insurance Company .....            | 0                                 | 0                    |   | 0   | 115  | 736  | 0  | 851  | 1,021  | 115  | 906  | 0  | 906   | 3                                      | 0  | 25  |
| 47-0698507 ..   | Odyssey Reinsurance Company .....                    | 0                                 | 0                    |   | 0   | 322  | 1,449  | 0  | 1,771  | 2,125  | 322  | 1,803  | 0  | 1,803   | 3                                      | 0  | 50  |
| 13-3031176 ..   | Partner Reinsurance Company of the US .....          | 0                                 | 0                    |   | 0   | 16   | 1,432  | 0  | 1,448  | 1,738  | 16   | 1,722  | 0  | 1,722   | 3                                      | 0  | 48  |
| 36-3030511 ..   | Praetorian Ins Co .....                              | 0                                 | 0                    |   | 0   | 0  | 4  | 0  | 0  | 5  | 0  | 5  | 0  | 5   | 3                                      | 0  | 0   |
| 23-1641984 ..   | QBE Reinsurance Corporation .....                    | 0                                 | 0                    |   | 0   | 6  | 16   | 0  | 22   | 26   | 6  | 20   | 0  | 20  | 3                                      | 0  | 1   |
| 43-1235868 ..   | Reinsurance Group of America .....                   | 0                                 | 0                    |   | 0   | 0  | 3  | 0  | 3  | 4  | 0  | 4  | 0  | 4   | 2                                      | 0  | 0   |
| 52-1952955 ..   | Renaissance Reinsurance U.S. Inc. ....               | 0                                 | 0                    |   | 0   | 597  | 4,535  | 0  | 5,132  | 6,158  | 597  | 5,561  | 0  | 5,561   | 3                                      | 0  | 156   |
| 43-0727872 ..   | Safety National Casualty Corporation .....           | 0                                 | 0                    |   | 0   | 224  | 10,032   | 0  | 10,256   | 12,307   | 224  | 12,083                                       | 0  | 12,083  | 3                                      | 0  | 338   |

ANNUAL STATEMENT FOR THE YEAR 2023 OF THE VANLINER INSURANCE COMPANY

SCHEDULE F - PART 3 (Continued)

Ceded Reinsurance as of December 31, Current Year (\$000 Omitted)  
(Credit Risk)

| ID<br>Number<br>From<br>Col. 1 | Name of Reinsurer<br>From Col. 3                    | Collateral                        |                      |   |   | 25   | 26   | 27   | Ceded Reinsurance Credit Risk  |  |  |  |  |   |  |  |   |
|--------------------------------|---|-----------------------------------|----------------------|---|---|--|--|--|--|--|--|--|--|---|--|--|---|
|                                |   | 21                                | 22                   | 23  | 24  |  |  |  | 28   | 29   | 30   | 31   | 32   | 33  | 34                                     | 35   | 36  |
|                                |   | Multiple<br>Beneficiary<br>Trusts | Letters of<br>Credit | Issuing or<br>Confirming<br>Bank<br>Reference<br>Number | Single<br>Beneficiary<br>Trusts &<br>Other<br>Allowable<br>Collateral | Total Funds<br>Held,<br>Payables &<br>Collateral | Net<br>Recoverable<br>Net of Funds<br>Held &<br>Collateral | Applicable<br>Sch. F<br>Penalty<br>(Col. 78) | Total Amount<br>Recoverable<br>from<br>Reinsurers<br>Less Penalty<br>(Cols. 15-27) | Stressed<br>Recoverable<br>(Col. 28 *<br>120%) | Reinsurance<br>Payable &<br>Funds Held<br>(Cols.<br>17+18+20;<br>but not in<br>excess of<br>Col. 29) | Stressed Net<br>Recoverable<br>(Cols. 29-30) | Total<br>Collateral<br>(Cols. 21+22<br>+ 24, not in<br>Excess of<br>Col. 31) | Stressed Net<br>Recoverable<br>Net of<br>Collateral<br>Offsets<br>(Cols. 31-32) | Reinsurer<br>Designation<br>Equivalent | Credit Risk on<br>Collateralized<br>Recoverables<br>(Col. 32 *<br>Factor<br>Applicable to<br>Reinsurer<br>Designation<br>Equivalent in<br>Col. 34) | Credit Risk<br>on Un-<br>collateralized<br>Recoverables<br>(Col. 33 *<br>Factor<br>Applicable to<br>Reinsurer<br>Designation<br>Equivalent in<br>Col. 34) |
| 13-2997499 ..                  | SiriusPoint America Insurance Company .....         | 0                                 | 0                    |   | 0   | 95   | 43   | 0  | 43   | 52   | 0  | 52   | 0  | 52  | 4.....                                 | 0  | 2   |
| 13-1675535 ..                  | Swiss Reinsurance America Corporation .....         | 0                                 | 0                    |   | 0   | 2,665  | 2,665  | 0  | 2,760  | 3,312  | 95   | 3,217  | 0  | 3,217   | 2.....                                 | 0  | 68  |
| 31-0542366 ..                  | The Cincinnati Insurance Company .....              | 0                                 | 0                    |   | 0   | 1  | 10   | 0  | 11   | 13   | 1  | 12   | 0  | 12  | 3.....                                 | 0  | 0   |
| 13-2918573 ..                  | TOA Reinsurance Company of America .....            | 0                                 | 0                    |   | 0   | 56   | 56   | 0  | 56   | 67   | 0  | 67   | 0  | 67  | 3.....                                 | 0  | 2   |
| 13-5616275 ..                  | Transatlantic Reinsurance Company .....             | 0                                 | 0                    |   | 0   | (25)   | 0  | 0  | 0  | 0  | 0  | 0  | 0  | 0   | 2.....                                 | 0  | 0   |
| 42-0644327 ..                  | United Fire and Casualty Co. ....                   | 0                                 | 0                    |   | 0   | 0  | 872  | 0  | 872  | 1,046  | 0  | 1,046  | 0  | 1,046   | 4.....                                 | 0  | 35  |
| 13-1290712 ..                  | XL Reinsurance America Inc. ....                    | 0                                 | 0                    |   | 0   | 96   | 27   | 0  | 123  | 148  | 96   | 52   | 0  | 52  | 2.....                                 | 0  | 1   |
| 36-4233459 ..                  | Zurich America Insurance Company .....              | 0                                 | 0                    |   | 0   | 0  | 3  | 0  | 3  | 4  | 0  | 4  | 0  | 4   | 2.....                                 | 0  | 0   |
| 09999999                       | Total Authorized - Other U.S. Unaffiliated Insurers | 0                                 | 0                    | XXX   | 1,029   | 7,383  | 57,085   | 0  | 64,493   | 77,391   | 6,381  | 71,011                                       | 1,029  | 69,982  | XXX                                    | 31   | 1,888   |
| AA-9991159 ..                  | Michigan Catastrophic Claims Association .....      | 0                                 | 0                    |   | 0   | 7  | 7  | 0  | XXX  | XXX  | XXX  | XXX  | XXX  | XXX   | XXX                                    | XXX  | XXX   |
| AA-9991423 ..                  | Minnesota Workers Compensation .....                | 0                                 | 0                    |   | 0   | 0  | 0  | 0  | XXX  | XXX  | XXX  | XXX  | XXX  | XXX   | XXX                                    | XXX  | XXX   |
| 10999999                       | Total Authorized - Pools - Mandatory Pools          | 0                                 | 0                    | XXX   | 0   | 7  | 7  | 0  | XXX  | XXX  | XXX  | XXX  | XXX  | XXX   | XXX                                    | XXX  | XXX   |
| AA-1120337 ..                  | Aspen Insurance UK Ltd .....                        | 0                                 | 0                    |   | 0   | 19   | 1,165  | 0  | 1,184  | 1,421  | 19   | 1,402  | 0  | 1,402   | 4.....                                 | 0  | 46  |
| AA-3194130 ..                  | Endurance Specialty Insurance Ltd .....             | 0                                 | 0                    |   | 0   | 17   | 8  | 0  | 25   | 30   | 17   | 13   | 0  | 13  | 3.....                                 | 0  | 0   |
| AA-1340125 ..                  | Hannover Rückversicherung AG .....                  | 0                                 | 0                    |   | 0   | 1,706  | 9,479  | 0  | 11,185   | 13,422   | 1,706  | 11,716                                       | 0  | 11,716  | 2.....                                 | 0  | 246   |
| AA-1126033 ..                  | Lloyd's of London Syndicate #0033 .....             | 0                                 | 0                    |   | 0   | (67)   | 110  | 0  | 43   | 52   | (67)   | 119  | 0  | 119   | 2.....                                 | 0  | 2   |
| AA-1126382 ..                  | Lloyd's of London Syndicate #0382 .....             | 0                                 | 0                    |   | 0   | 0  | 176  | 35   | 141  | 169  | 0  | 169  | 0  | 169   | 2.....                                 | 0  | 4   |
| AA-1126510 ..                  | Lloyd's of London Syndicate #0510 .....             | 0                                 | 0                    |   | 0   | 7  | 4  | 0  | 11   | 13   | 7  | 6  | 0  | 6   | 2.....                                 | 0  | 0   |
| AA-1126566 ..                  | Lloyd's of London Syndicate #0566 .....             | 0                                 | 0                    |   | 0   | 348  | 912  | 0  | 1,260  | 1,512  | 348  | 1,164  | 0  | 1,164   | 2.....                                 | 0  | 24  |
| AA-1126570 ..                  | Lloyd's of London Syndicate #0570 .....             | 0                                 | 0                    |   | 0   | 0  | 1  | 0  | 1  | 1  | 0  | 1  | 0  | 1   | 2.....                                 | 0  | 0   |
| AA-1126609 ..                  | Lloyd's of London Syndicate #0609 .....             | 0                                 | 0                    |   | 0   | 1  | 10   | 0  | 11   | 13   | 1  | 12   | 0  | 12  | 2.....                                 | 0  | 0   |
| AA-1126623 ..                  | Lloyd's of London Syndicate #0623 .....             | 0                                 | 0                    |   | 0   | 4  | 17   | 0  | 21   | 25   | 4  | 21   | 0  | 21  | 2.....                                 | 0  | 0   |
| AA-1126727 ..                  | Lloyd's of London Syndicate #0727 .....             | 0                                 | 0                    |   | 0   | 0  | 3  | 0  | 3  | 4  | 0  | 4  | 0  | 4   | 2.....                                 | 0  | 0   |
| AA-1126780 ..                  | Lloyd's of London Syndicate #0780 .....             | 0                                 | 0                    |   | 0   | 0  | 1  | 0  | 1  | 1  | 0  | 1  | 0  | 1   | 2.....                                 | 0  | 0   |
| AA-1127036 ..                  | Lloyd's of London Syndicate #1036 .....             | 0                                 | 0                    |   | 0   | 38   | 272  | 0  | 310  | 372  | 38   | 334  | 0  | 334   | 2.....                                 | 0  | 7   |
| AA-1127084 ..                  | Lloyd's of London Syndicate #1084 .....             | 0                                 | 0                    |   | 0   | 0  | 8  | 0  | 8  | 10   | 0  | 10   | 0  | 10  | 2.....                                 | 0  | 0   |
| AA-1127200 ..                  | Lloyd's of London Syndicate #1200 .....             | 0                                 | 0                    |   | 0   | 18   | 103  | 0  | 121  | 145  | 18   | 127  | 0  | 127   | 2.....                                 | 0  | 3   |
| AA-1120085 ..                  | Lloyd's of London Syndicate #1274 .....             | 0                                 | 0                    |   | 0   | 14   | 7  | 0  | 21   | 25   | 14   | 11   | 0  | 11  | 2.....                                 | 0  | 0   |
| AA-1127400 ..                  | Lloyd's of London Syndicate #1400 .....             | 0                                 | 0                    |   | 0   | (1)  | 0  | 0  | 0  | 0  | 0  | 0  | 0  | 0   | 2.....                                 | 0  | 0   |
| AA-1127414 ..                  | Lloyd's of London Syndicate #1414 .....             | 0                                 | 0                    |   | 0   | 96   | 489  | 98   | 487  | 585  | 96   | 489  | 0  | 489   | 2.....                                 | 0  | 10  |
| AA-1120102 ..                  | Lloyd's of London Syndicate #1458 .....             | 0                                 | 0                    |   | 0   | 0  | 8  | 0  | 8  | 10   | 0  | 10   | 0  | 10  | 2.....                                 | 0  | 0   |
| AA-1120198 ..                  | Lloyd's of London Syndicate #1618 .....             | 0                                 | 0                    |   | 0   | 39   | 9  | 0  | 48   | 58   | 39   | 19   | 0  | 19  | 2.....                                 | 0  | 0   |
| AA-1120156 ..                  | Lloyd's of London Syndicate #1686 .....             | 0                                 | 0                    |   | 0   | 21   | 103  | 0  | 124  | 149  | 21   | 128  | 0  | 128   | 2.....                                 | 0  | 3   |
| AA-1120096 ..                  | Lloyd's of London Syndicate #1880 .....             | 0                                 | 0                    |   | 0   | 2  | 0  | 0  | 2  | 2  | 2  | 0  | 0  | 0   | 2.....                                 | 0  | 0   |
| AA-1120106 ..                  | Lloyd's of London Syndicate #1969 .....             | 0                                 | 0                    |   | 0   | 8  | 4  | 0  | 12   | 14   | 8  | 6  | 0  | 6   | 2.....                                 | 0  | 0   |
| AA-1128001 ..                  | Lloyd's of London Syndicate #2001 .....             | 0                                 | 0                    |   | 0   | 37   | 309  | 0  | 346  | 415  | 37   | 378  | 0  | 378   | 2.....                                 | 0  | 8   |
| AA-1128003 ..                  | Lloyd's of London Syndicate #2003 .....             | 0                                 | 0                    |   | 0   | 0  | 2  | 0  | 2  | 2  | 0  | 2  | 0  | 2   | 2.....                                 | 0  | 0   |
| AA-1120071 ..                  | Lloyd's of London Syndicate #2007 .....             | 0                                 | 0                    |   | 0   | 0  | 4  | 0  | 4  | 5  | 0  | 5  | 0  | 5   | 2.....                                 | 0  | 0   |
| AA-1128010 ..                  | Lloyd's of London Syndicate #2010 .....             | 0                                 | 0                    |   | 0   | 2  | 0  | 0  | 2  | 2  | 2  | 0  | 0  | 0   | 2.....                                 | 0  | 0   |
| AA-1128121 ..                  | Lloyd's of London Syndicate #2121 .....             | 0                                 | 0                    |   | 0   | 10   | 9  | 0  | 19   | 23   | 10   | 13   | 0  | 13  | 2.....                                 | 0  | 0   |
| AA-1128623 ..                  | Lloyd's of London Syndicate #2623 .....             | 0                                 | 0                    |   | 0   | 16   | 81   | 0  | 97   | 116  | 16   | 100  | 0  | 100   | 2.....                                 | 0  | 2   |
| AA-1128791 ..                  | Lloyd's of London Syndicate #2791 .....             | 0                                 | 0                    |   | 0   | 0  | 2  | 0  | 2  | 2  | 0  | 2  | 0  | 2   | 2.....                                 | 0  | 0   |
| AA-1128987 ..                  | Lloyd's of London Syndicate #2987 .....             | 0                                 | 0                    |   | 0   | 238  | 588  | 0  | 826  | 991  | 238  | 753  | 0  | 753   | 2.....                                 | 0  | 16  |

ANNUAL STATEMENT FOR THE YEAR 2023 OF THE VANLINER INSURANCE COMPANY

SCHEDULE F - PART 3 (Continued)

Ceded Reinsurance as of December 31, Current Year (\$000 Omitted)  
(Credit Risk)

| ID<br>Number<br>From<br>Col. 1   | Name of Reinsurer<br>From Col. 3             | Collateral                        |                      |   |   | 25   | 26   | 27   | Ceded Reinsurance Credit Risk  |  |  |  |  |   |  |  |  |
|--|--|-----------------------------------|----------------------|---|---|--|--|--|--|--|--|--|--|---|--|--|--|
|  |  | 21                                | 22                   | 23  | 24  |  |  |  | 28   | 29   | 30   | 31   | 32   | 33  | 34                                     | 35   | 36   |
|  |  | Multiple<br>Beneficiary<br>Trusts | Letters of<br>Credit | Issuing or<br>Confirming<br>Bank<br>Reference<br>Number | Single<br>Beneficiary<br>Trusts &<br>Other<br>Allowable<br>Collateral | Total Funds<br>Held,<br>Payables &<br>Collateral | Net<br>Recoverable<br>Net of Funds<br>Held &<br>Collateral | Applicable<br>Sch. F<br>Penalty<br>(Col. 78) | Total Amount<br>Recoverable<br>from<br>Reinsurers<br>Less Penalty<br>(Cols. 15-27) | Stressed<br>Recoverable<br>(Col. 28 *<br>120%) | Reinsurance<br>Payable &<br>Funds Held<br>(Cols.<br>17+18+20;<br>but not in<br>excess of<br>Col. 29) | Stressed Net<br>Recoverable<br>(Cols. 29-30) | Total<br>Collateral<br>(Cols. 21+22<br>+ 24, not in<br>Excess of<br>Col. 31) | Stressed Net<br>Recoverable<br>Net of<br>Collateral<br>Offsets<br>(Cols. 31-32) | Reinsurer<br>Designation<br>Equivalent | Credit Risk on<br>Collateralized<br>Recoverables<br>(Col. 32 *<br>Factor<br>Applicable to<br>Reinsurer<br>Designation<br>Equivalent in<br>Col. 34) | Credit Risk<br>on Un-<br>collateralized<br>Recoverables<br>(Col. 33 *<br>Factor<br>Applicable to<br>Reinsure<br>Designation<br>Equivalent in<br>Col. 34) |
| AA-1129000 ..  | Lloyd's of London Syndicate #3000 .....      | 0                                 | 0                    |   | 0   | 206  | 695  | 0  | 901  | 1,081  | 206  | 875  | 0  | 875   | 2                                      | 0  | 18   |
| AA-1120082 ..  | Lloyd's of London Syndicate #3010 .....      | 0                                 | 0                    |   | 0   | 14   | 11   | 0  | 25   | 30   | 14   | 16   | 0  | 16  | 2                                      | 0  | 0  |
| AA-1129210 ..  | Lloyd's of London Syndicate #3210 .....      | 0                                 | 0                    |   | 0   | 0  | 13   | 0  | 13   | 16   | 0  | 16   | 0  | 16  | 2                                      | 0  | 0  |
| AA-1126005 ..  | Lloyd's of London Syndicate #4000 .....      | 0                                 | 0                    |   | 0   | 0  | 22   | 0  | 22   | 26   | 0  | 26   | 0  | 26  | 2                                      | 0  | 1  |
| AA-1126004 ..  | Lloyd's of London Syndicate #4444 .....      | 0                                 | 0                    |   | 0   | 1  | 7  | 0  | 8  | 10   | 1  | 9  | 0  | 9   | 2                                      | 0  | 0  |
| AA-1126006 ..  | Lloyd's of London Syndicate #4472 .....      | 0                                 | 0                    |   | 0   | 68   | 104  | 0  | 172  | 206  | 68   | 138  | 0  | 138   | 2                                      | 0  | 3  |
| AA-3190829 ..  | Markel Bermuda Ltd .....                     | 0                                 | 0                    |   | 0   | 0  | 320  | 0  | 320  | 384  | 0  | 384  | 0  | 384   | 3                                      | 0  | 11   |
| AA-1121270 ..  | River Thames Insurance Company Limited ..... | 0                                 | 0                    |   | 0   | 0  | 49   | 0  | 49   | 59   | 0  | 59   | 0  | 59  | 6                                      | 0  | 7  |
| AA-3190870 ..  | Validus Reinsurance Ltd .....                | 0                                 | 0                    |   | 0   | (2)  | 0  | 0  | 0  | 0  | 0  | 0  | 0  | 0   | 3                                      | 0  | 0  |
| 1299999. Total Authorized - Other Non-U.S. Insurers  |  | 0                                 | 0                    | XXX   | 0   | 2,860  | 15,105   | 133  | 17,835   | 21,402   | 2,863  | 18,539                                       | 0  | 18,539  | XXX                                    | 0  | 415  |
| 1499999. Total Authorized Excluding Protected Cells (Sum of<br>0899999, 0999999, 1099999, 1199999 and 1299999)   |  | 0                                 | 0                    | XXX   | 1,029   | 26,798   | 388,445  | 134  | 82,327   | 98,793   | 9,244  | 89,549                                       | 1,029  | 88,520  | XXX                                    | 31   | 2,303  |
| 1899999. Total Unauthorized - Affiliates - U.S. Non-Pool   |  | 0                                 | 0                    | XXX   | 0   | 0  | 0  | 0  | XXX  | XXX  | XXX  | XXX  | XXX  | XXX   | XXX                                    | XXX  | XXX  |
| AA-3770227 ..  | Hudson Indemnity Ltd .....                   | 0                                 | 0                    |   | 0   | 121,632  | 0  | 0  | 121,632  | 145,958  | 124,108  | 21,850                                       | 0  | 21,850  | 6                                      | 0  | 2,622  |
| 2099999. Total Unauthorized - Affiliates - Other (Non-U.S.) -<br>Other   |  | 0                                 | 0                    | XXX   | 0   | 121,632  | 0  | 0  | 121,632  | 145,958  | 124,108  | 21,850                                       | 0  | 21,850  | XXX                                    | 0  | 2,622  |
| 2199999. Total Unauthorized - Affiliates - Other (Non-U.S.)  |  | 0                                 | 0                    | XXX   | 0   | 121,632  | 0  | 0  | 121,632  | 145,958  | 124,108  | 21,850                                       | 0  | 21,850  | XXX                                    | 0  | 2,622  |
| 2299999. Total Unauthorized - Affiliates   |  | 0                                 | 0                    | XXX   | 0   | 121,632  | 0  | 0  | 121,632  | 145,958  | 124,108  | 21,850                                       | 0  | 21,850  | XXX                                    | 0  | 2,622  |
| AA-3770362 ..  | ALC Insurance Group Ltd .....                | 0                                 | 0                    |   | 0   | 0  | 0  | 0  | 0  | 0  | 0  | 0  | 0  | 0   | 6                                      | 0  | 0  |
| AA-1784130 ..  | AXIS Specialty Europe SE .....               | 0                                 | 125                  | 0004  | 0   | 23   | 0  | 0  | 23   | 28   | 0  | 28   | 28   | 0   | 3                                      | 1  | 0  |
| AA-1120191 ..  | Convex Insurance UK Limited .....            | 0                                 | 13                   | 0006  | (12)  | 1  | 0  | 0  | 1  | 1  | 0  | 1  | 1  | 0   | 4                                      | 0  | 0  |
| AA-3770505 ..  | Gibraltar .....                              | 0                                 | 0                    |   | 1,006   | 1,348  | 121  | 121  | 1,348  | 1,618  | 342  | 1,276  | 1,006  | 270   | 6                                      | 30   | 32   |
| AA-3191190 ..  | Hamilton Re Ltd. ....                        | 0                                 | 0                    |   | 705   | 705  | 0  | 0  | 705  | 846  | 277  | 569  | 569  | 0   | 4                                      | 17   | 0  |
| AA-3190958 ..  | JRG Reinsurance Company Ltd .....            | 0                                 | 450                  | 0002  | 0   | 182  | 0  | 0  | 182  | 218  | 0  | 218  | 218  | 0   | 5                                      | 7  | 0  |
| AA-1370048 ..  | Liberty Mutual Insurance Europe SE .....     | 0                                 | 275                  | 0005  | 0   | 182  | 0  | 0  | 182  | 218  | 0  | 218  | 218  | 0   | 3                                      | 6  | 0  |
| AA-1460019 ..  | MS Amlin AG .....                            | 0                                 | 20                   | 0001  | 0   | 15   | 0  | 0  | 15   | 18   | 1  | 17   | 17   | 0   | 3                                      | 0  | 0  |
| 00-0000000 ..  | Norse Insurance, Ltd. ....                   | 0                                 | 0                    |   | 0   | 137  | 0  | 0  | 137  | 164  | 164  | 0  | 0  | 0   | 6                                      | 0  | 0  |
| AA-1460023 ..  | RenaissanceRe Europe AG .....                | 0                                 | 0                    |   | 6   | 6  | 0  | 0  | 6  | 7  | 0  | 7  | 6  | 0   | 1                                      | 3  | 0  |
| AA-1121366 ..  | Sphere Drake Insurance Ltd .....             | 0                                 | 0                    |   | 0   | 9  | 0  | 0  | 9  | 11   | 11   | 0  | 0  | 0   | 6                                      | 0  | 0  |
| AA-3770159 ..  | TRAX Insurance Ltd .....                     | 0                                 | 0                    |   | 579   | 683  | 0  | 0  | 683  | 820  | 104  | 716  | 579  | 137   | 6                                      | 17   | 16   |
| AA-3770000 ..  | Wheels Insurance Ltd .....                   | 0                                 | 0                    |   | 3,653   | 5,653  | 0  | 0  | 5,653  | 6,784  | 2,000  | 4,784  | 3,653  | 1,131   | 6                                      | 110  | 136  |
| 2699999. Total Unauthorized - Other Non-U.S. Insurers  |  | 0                                 | 883                  | XXX   | 5,937   | 8,944  | 121  | 121  | 8,944  | 10,733   | 2,899  | 7,834  | 6,295  | 1,538   | XXX                                    | 188  | 184  |
| 2899999. Total Unauthorized Excluding Protected Cells (Sum of<br>2299999, 2399999, 2499999, 2599999 and 2699999) |  | 0                                 | 883                  | XXX   | 5,937   | 130,576  | 121  | 121  | 130,576  | 156,691  | 127,007  | 29,684                                       | 6,295  | 23,389  | XXX                                    | 188  | 2,807  |
| 3299999. Total Certified - Affiliates - U.S. Non-Pool  |  | 0                                 | 0                    | XXX   | 0   | 0  | 0  | 0  | XXX  | XXX  | XXX  | XXX  | XXX  | XXX   | XXX                                    | XXX  | XXX  |
| 3599999. Total Certified - Affiliates - Other (Non-U.S.)   |  | 0                                 | 0                    | XXX   | 0   | 0  | 0  | 0  | 0  | 0  | 0  | 0  | 0  | 0   | XXX                                    | 0  | 0  |
| 3699999. Total Certified - Affiliates  |  | 0                                 | 0                    | XXX   | 0   | 0  | 0  | 0  | 0  | 0  | 0  | 0  | 0  | 0   | XXX                                    | 0  | 0  |
| CR-1120175 ..  | Fidelis Underwriting Ltd. ....               | 0                                 | 75                   | 0003  | 0   | 67   | 0  | 0  | 67   | 80   | 12   | 68   | 68   | 0   | 4                                      | 2  | 0  |
| CR-1460023 ..  | RenaissanceRe Europe AG .....                | 0                                 | 0                    |   | 18  | 19   | 0  | 0  | 19   | 23   | 1  | 22   | 18   | 4   | 3                                      | 1  | 0  |
| 4099999. Total Certified - Other Non-U.S. Insurers   |  | 0                                 | 75                   | XXX   | 18  | 86   | 0  | 0  | 86   | 103  | 13   | 90   | 86   | 4   | XXX                                    | 3  | 0  |
| 4299999. Total Certified Excluding Protected Cells (Sum of<br>3699999, 3799999, 3899999, 3999999 and 4099999)    |  | 0                                 | 75                   | XXX   | 18  | 86   | 0  | 0  | 86   | 103  | 13   | 90   | 86   | 4   | XXX                                    | 3  | 0  |

ANNUAL STATEMENT FOR THE YEAR 2023 OF THE VANLINER INSURANCE COMPANY

SCHEDULE F - PART 3 (Continued)

Ceded Reinsurance as of December 31, Current Year (\$000 Omitted)  
(Credit Risk)

| ID<br>Number<br>From<br>Col. 1  | Name of Reinsurer<br>From Col. 3 | Collateral                        |                      |   |   | 25   | 26   | 27   | Ceded Reinsurance Credit Risk  |  |  |  |  |   |  |  |   |
|---|----------------------------------|-----------------------------------|----------------------|---|---|--|--|--|--|--|--|--|--|---|--|--|---|
|   |                                  | 21                                | 22                   | 23  | 24  |  |  |  | 28   | 29   | 30   | 31   | 32   | 33  | 34                                     | 35   | 36  |
|   |                                  | Multiple<br>Beneficiary<br>Trusts | Letters of<br>Credit | Issuing or<br>Confirming<br>Bank<br>Reference<br>Number | Single<br>Beneficiary<br>Trusts &<br>Other<br>Allowable<br>Collateral | Total Funds<br>Held,<br>Payables &<br>Collateral | Net<br>Recoverable<br>Net of Funds<br>Held &<br>Collateral | Applicable<br>Sch. F<br>Penalty<br>(Col. 78) | Total Amount<br>Recoverable<br>from<br>Reinsurers<br>Less Penalty<br>(Cols. 15-27) | Stressed<br>Recoverable<br>(Col. 28 *<br>120%) | Reinsurance<br>Payable &<br>Funds Held<br>(Cols.<br>17+18+20;<br>but not in<br>excess of<br>Col. 29) | Stressed Net<br>Recoverable<br>(Cols. 29-30) | Total<br>Collateral<br>(Cols. 21+22<br>+ 24, not in<br>Excess of<br>Col. 31) | Stressed Net<br>Recoverable<br>Net of<br>Collateral<br>Offsets<br>(Cols. 31-32) | Reinsurer<br>Designation<br>Equivalent | Credit Risk on<br>Collateralized<br>Recoverables<br>(Col. 32 *<br>Factor<br>Applicable to<br>Reinsurer<br>Designation<br>Equivalent in<br>Col. 34) | Credit Risk<br>on Un-<br>collateralized<br>Recoverables<br>(Col. 33 *<br>Factor<br>Applicable to<br>Reinsurer<br>Designation<br>Equivalent in<br>Col. 34) |
| 4699999. Total Reciprocal Jurisdiction - Affiliates - U.S. Non-Pool   |                                  | 0                                 | 0                    | XXX   | 0   | 0  | 0  | 0  | XXX  | XXX  | XXX  | XXX  | XXX  | XXX   | XXX                                    | XXX  | XXX   |
| 4999999. Total Reciprocal Jurisdiction - Affiliates - Other (Non-U.S.)  |                                  | 0                                 | 0                    | XXX   | 0   | 0  | 0  | 0  | 0  | 0  | 0  | 0  | 0  | 0   | XXX                                    | 0  | 0   |
| 5099999. Total Reciprocal Jurisdiction - Affiliates   |                                  | 0                                 | 0                    | XXX   | 0   | 0  | 0  | 0  | 0  | 0  | 0  | 0  | 0  | 0   | XXX                                    | 0  | 0   |
| RJ-1120191 .. Convex Insurance UK Limited .....   |                                  | 0                                 | 0                    |   | (1)   | 57   | 0  | 0  | 57   | 68   | 68   | 0  | (1)  | 1   | 4                                      | 0  | 0   |
| RJ-3191190 .. Hamilton Re Ltd. ....   |                                  | 0                                 | 0                    |   | 434   | 421  | 697  | 0  | 1,118  | 1,342  | (13)   | 1,355  | 434  | 921   | 4                                      | 13   | 30  |
| 5499999. Total Reciprocal Jurisdiction - Other Non-U.S. Insurers  |                                  | 0                                 | 0                    | XXX   | 433   | 478  | 697  | 0  | 1,175  | 1,410  | 55   | 1,355  | 433  | 922   | XXX                                    | 13   | 30  |
| 5699999. Total Reciprocal Jurisdiction Excluding Protected Cells<br>(Sum of 5099999, 5199999, 5299999, 5399999 and 5499999)                                   |                                  | 0                                 | 0                    | XXX   | 433   | 478  | 697  | 0  | 1,175  | 1,410  | 55   | 1,355  | 433  | 922   | XXX                                    | 13   | 30  |
| 5799999. Total Authorized, Unauthorized, Reciprocal Jurisdiction<br>and Certified Excluding Protected Cells (Sum of<br>1499999, 2899999, 4299999 and 5699999) |                                  | 0                                 | 958                  | XXX   | 7,417   | 157,938  | 389,263  | 255  | 214,164  | 256,997  | 136,319  | 120,678                                      | 7,844  | 112,834   | XXX                                    | 235  | 5,140   |
| 5899999. Total Protected Cells (Sum of 1399999, 2799999,<br>4199999 and 5599999)  |                                  | 0                                 | 0                    | XXX   | 0   | 0  | 0  | 0  | XXX  | XXX  | XXX  | XXX  | XXX  | XXX   | XXX                                    | XXX  | XXX   |
| 9999999 Totals  |                                  | 0                                 | 958                  | XXX   | 7,417   | 157,938  | 389,263  | 255  | 214,164  | 256,997  | 136,319  | 120,678                                      | 7,844  | 112,834   | XXX                                    | 235  | 5,140   |

ANNUAL STATEMENT FOR THE YEAR 2023 OF THE VANLINER INSURANCE COMPANY

SCHEDULE F - PART 3 (Continued)

Ceded Reinsurance as of December 31, Current Year (\$000 Omitted)

(Aging of Ceded Reinsurance)

| ID<br>Number<br>From<br>Col. 1                                     | Name of Reinsurer<br>From Col. 3                   | Reinsurance Recoverable on Paid Losses and Paid Loss Adjustment Expenses |                          |                           |                            |                            |   |   | 44<br><br>Total<br>Recoverable<br>on Paid<br>Losses &<br>LAE<br>Amounts in<br>Dispute<br>Included in<br>Col. 43 | 45<br><br>Recoverable<br>on Paid<br>Losses &<br>LAE Over 90<br>Days Past<br>Due Amounts<br>Included in<br>Cols. 40 & 41 | 46<br><br>Total<br>Recoverable<br>on Paid<br>Losses &<br>LAE<br>Amounts Not<br>in Dispute<br>(Cols 43-44) | 47<br><br>Recoverable<br>on Paid<br>Losses &<br>LAE Over 90<br>Days Past<br>Due Amounts<br>Not in<br>Dispute<br>(Cols. 40 +<br>41 - 45) | 48<br><br>Amounts<br>Received<br>Prior<br>90 Days | 49<br><br>Percentage<br>Overdue Col.<br>42/Col. 43 | 50<br><br>Percentage<br>of Amounts<br>More Than<br>90 Days<br>Overdue Not<br>in Dispute<br>(Col.<br>47/(Cols.<br>46+48)) | 51<br><br>Percentage<br>More Than<br>120 Days<br>Overdue<br>(Col. 41/<br>Col. 43) | 52<br><br>Is the<br>Amount in<br>Col. 50 Less<br>Than 20%?<br>(Yes or No) | 53<br><br>Amounts in<br>Col. 47 for<br>Reinsurers<br>with Values<br>Less Than<br>20% in<br>Col. 50 |     |   |
|--|--|--|--------------------------|---------------------------|----------------------------|----------------------------|---|---|---|---|---|---|---|--|--|---|---|--|-----|---|
|  |  | 37<br><br>Current  | Overdue                  |                           |                            |                            |   | 43<br><br>Total Due<br>Cols. 37+42<br>(In total<br>should equal<br>Cols. 7+8) |   |   |   |   |   |  |  |   |   |  |     |   |
|  |  |  | 38<br><br>1 - 29<br>Days | 39<br><br>30 - 90<br>Days | 40<br><br>91 - 120<br>Days | 41<br><br>Over 120<br>Days | 42<br><br>Total<br>Overdue<br>Cols. 38+39<br>+40+41 |   |   |   |   |   |   |  |  |   |   |  |     |   |
| 34-1607395 ..  | National Interstate Insurance Company .....        | 6,595  | 0                        | 0                         | 0                          | 0                          | 0   | 6,595   | 0   | 0   | 6,595   | 0   | 0   | 0  | 0  | 0   | 0   | 0  | YES | 0 |
| 0199999. Total Authorized - Affiliates - U.S. Intercompany Pooling |  | 6,595  | 0                        | 0                         | 0                          | 0                          | 0   | 6,595   | 0   | 0   | 6,595   | 0   | 0   | 0  | 0  | 0   | 0   | 0  | XXX | 0 |
| 31-0501234 ..  | Great American Insurance Company .....             | 180  | 0                        | 0                         | 0                          | (79)                       | (79)  | 101   | 0   | 0   | 101   | 0   | 0   | (78.2)   | 0  | 0   | (78.2)  | YES  | 0   |   |
| 0399999. Total Authorized - Affiliates - U.S. Non-Pool - Other     |  | 180  | 0                        | 0                         | 0                          | (79)                       | (79)  | 101   | 0   | 0   | 101   | 0   | 0   | (78.2)   | 0  | 0   | (78.2)  | XXX  | 0   |   |
| 0499999. Total Authorized - Affiliates - U.S. Non-Pool             |  | 180  | 0                        | 0                         | 0                          | (79)                       | (79)  | 101   | 0   | 0   | 101   | 0   | 0   | (78.2)   | 0  | 0   | (78.2)  | XXX  | 0   |   |
| 0799999. Total Authorized - Affiliates - Other (Non-U.S.)          |  | 0  | 0                        | 0                         | 0                          | 0                          | 0   | 0   | 0   | 0   | 0   | 0   | 0   | 0  | 0  | 0   | 0   | XXX  | 0   |   |
| 0899999. Total Authorized - Affiliates                             |  | 6,775  | 0                        | 0                         | 0                          | (79)                       | (79)  | 6,696   | 0   | 0   | 6,696   | 0   | 0   | (1.2)  | 0  | 0   | (1.2)   | XXX  | 0   |   |
| 38-3207001 ..  | Accident Fund Insurance Company of America .....   | 72   | 0                        | 0                         | 0                          | 0                          | 0   | 72  | 0   | 0   | 72  | 0   | 0   | 0  | 0  | 0   | 0   | YES  | 0   |   |
| 06-1182357 ..  | Allied World Insurance Company .....               | 0  | 0                        | 0                         | 0                          | 0                          | 0   | 0   | 0   | 0   | 0   | 0   | 0   | 0  | 0  | 0   | 0   | YES  | 0   |   |
| 06-1430254 ..  | Arch Reinsurance Company .....                     | 0  | 0                        | 337                       | 0                          | 0                          | 337   | 337   | 0   | 0   | 337   | 0   | 0   | 100.0  | 0  | 0   | 0   | YES  | 0   |   |
| 36-3155373 ..  | Ashmere Insurance Company .....                    | (2)  | 0                        | 0                         | 0                          | 0                          | 0   | (2)   | 0   | 0   | (2)   | 0   | 0   | 0  | 0  | 0   | 0   | YES  | 0   |   |
| 06-1463851 ..  | Aspen Specialty Insurance Co .....                 | 0  | 0                        | 0                         | 0                          | 0                          | 0   | 0   | 0   | 0   | 0   | 0   | 0   | 0  | 0  | 0   | 0   | YES  | 0   |   |
| 75-2344200 ..  | Aspen American Insurance Co .....                  | 0  | 0                        | 0                         | 0                          | 0                          | 0   | 0   | 0   | 0   | 0   | 0   | 0   | 0  | 0  | 0   | 0   | YES  | 0   |   |
| 39-1338397 ..  | Axis Insurance Company .....                       | 0  | 0                        | 0                         | 0                          | 0                          | 0   | 0   | 0   | 0   | 0   | 0   | 0   | 0  | 0  | 0   | 0   | YES  | 0   |   |
| 51-0434766 ..  | Axis Reinsurance Company .....                     | 0  | 0                        | 0                         | 0                          | 0                          | 0   | 0   | 0   | 0   | 0   | 0   | 0   | 0  | 0  | 0   | 0   | YES  | 0   |   |
| 47-0574325 ..  | Berkley Insurance Company .....                    | 1  | 0                        | 0                         | 0                          | 0                          | 0   | 1   | 0   | 0   | 1   | 0   | 0   | 0  | 0  | 0   | 0   | YES  | 0   |   |
| 39-0712210 ..  | Church Mutual Insurance Company, Stock Insurer ... | 37   | 0                        | 0                         | 0                          | 0                          | 0   | 37  | 0   | 0   | 37  | 0   | 0   | 0  | 0  | 0   | 0   | YES  | 0   |   |
| 38-2145898 ..  | Dorinco Reinsurance Company .....                  | 0  | 0                        | 0                         | 0                          | 0                          | 0   | 0   | 0   | 0   | 0   | 0   | 0   | 0  | 0  | 0   | 0   | YES  | 0   |   |
| 42-0234980 ..  | Employers Mutual Casualty Company .....            | 6  | 0                        | 0                         | 0                          | 0                          | 0   | 6   | 0   | 0   | 6   | 0   | 0   | 0  | 0  | 0   | 0   | YES  | 0   |   |
| 35-2293075 ..  | Endurance Assurance Corporation .....              | 1  | 0                        | 0                         | 0                          | 0                          | 0   | 1   | 0   | 0   | 1   | 0   | 0   | 0  | 0  | 0   | 0   | YES  | 0   |   |
| 22-2005057 ..  | Everest Reinsurance Company .....                  | 0  | 0                        | 0                         | 0                          | 0                          | 0   | 0   | 0   | 0   | 0   | 0   | 0   | 0  | 0  | 0   | 0   | YES  | 0   |   |
| 43-1898350 ..  | Fletcher Reinsurance Company .....                 | 21   | 3                        | 5                         | 0                          | 0                          | 8   | 29  | 0   | 0   | 29  | 0   | 0   | 27.6   | 0  | 0   | 0   | YES  | 0   |   |
| 13-2673100 ..  | General Reinsurance Corporation .....              | 1,006  | 0                        | (109)                     | 0                          | 0                          | (109)   | 897   | 0   | 0   | 897   | 0   | 0   | (12.2)   | 0  | 0   | 0   | YES  | 0   |   |
| 23-2745904 ..  | Greystone Insurance Company .....                  | (3)  | 5                        | 0                         | 0                          | 0                          | 5   | 2   | 0   | 0   | 2   | 0   | 0   | 250.0  | 0  | 0   | 0   | YES  | 0   |   |
| 06-0383750 ..  | Hartford Fire Insurance Company .....              | 0  | 0                        | 0                         | 0                          | 0                          | 0   | 0   | 0   | 0   | 0   | 0   | 0   | 0  | 0  | 0   | 0   | YES  | 0   |   |
| 06-0384680 ..  | Hartford Steam Boiler .....                        | 0  | 0                        | 0                         | 0                          | 0                          | 0   | 0   | 0   | 0   | 0   | 0   | 0   | 0  | 0  | 0   | 0   | YES  | 0   |   |
| 95-2769232 ..  | Insurance Company of the West .....                | 0  | 0                        | 0                         | 0                          | 0                          | 0   | 0   | 0   | 0   | 0   | 0   | 0   | 0  | 0  | 0   | 0   | YES  | 0   |   |
| 04-1543470 ..  | Liberty Mutual Insurance Co. ....                  | 0  | 0                        | 0                         | 0                          | 0                          | 0   | 0   | 0   | 0   | 0   | 0   | 0   | 0  | 0  | 0   | 0   | YES  | 0   |   |
| 06-1481194 ..  | Markel Global Reinsurance Company .....            | 2  | 0                        | 0                         | 0                          | 0                          | 0   | 2   | 0   | 0   | 2   | 0   | 0   | 0  | 0  | 0   | 0   | YES  | 0   |   |
| 36-3101262 ..  | Markel Insurance Company .....                     | 0  | 0                        | 0                         | 0                          | 0                          | 0   | 0   | 0   | 0   | 0   | 0   | 0   | 0  | 0  | 0   | 0   | YES  | 0   |   |
| 31-1169435 ..  | Midwest Employers Casualty Company .....           | 0  | 0                        | 0                         | 0                          | 0                          | 0   | 0   | 0   | 0   | 0   | 0   | 0   | 0  | 0  | 0   | 0   | YES  | 0   |   |
| 13-4924125 ..  | Munich Reinsurance America Inc. ....               | 0  | 0                        | 0                         | 0                          | 0                          | 0   | 0   | 0   | 0   | 0   | 0   | 0   | 0  | 0  | 0   | 0   | YES  | 0   |   |
| 47-0355979 ..  | National Indemnity Company .....                   | 0  | 0                        | 80                        | 0                          | 0                          | 80  | 80  | 0   | 0   | 80  | 0   | 77  | 100.0  | 0  | 0   | 0   | YES  | 0   |   |
| 36-2403971 ..  | National Liability & Fire Insurance Company .....  | 0  | 0                        | 0                         | 0                          | 0                          | 0   | 0   | 0   | 0   | 0   | 0   | 0   | 0  | 0  | 0   | 0   | YES  | 0   |   |
| 31-4177100 ..  | Nationwide Mutual Insurance Company .....          | 0  | 0                        | 0                         | 0                          | 0                          | 0   | 0   | 0   | 0   | 0   | 0   | 0   | 0  | 0  | 0   | 0   | YES  | 0   |   |
| 47-0698507 ..  | Odyssey Reinsurance Company .....                  | (4)  | 0                        | 0                         | 0                          | 0                          | 0   | (4)   | 0   | 0   | (4)   | 0   | 0   | 0  | 0  | 0   | 0   | YES  | 0   |   |
| 13-3031176 ..  | Partner Reinsurance Company of the US .....        | 7  | 0                        | 0                         | 0                          | 0                          | 0   | 7   | 0   | 0   | 7   | 0   | 0   | 0  | 0  | 0   | 0   | YES  | 0   |   |
| 36-3030511 ..  | Praetorian Ins Co .....                            | 0  | 5                        | 0                         | 0                          | 0                          | 5   | 5   | 0   | 0   | 5   | 0   | 0   | 100.0  | 0  | 0   | 0   | YES  | 0   |   |
| 23-1641984 ..  | QBE Reinsurance Corporation .....                  | (1)  | 0                        | 0                         | 0                          | 0                          | 0   | (1)   | 0   | 0   | (1)   | 0   | 0   | 0  | 0  | 0   | 0   | YES  | 0   |   |
| 43-1235868 ..  | Reinsurance Group of America .....                 | 0  | 0                        | 0                         | 0                          | 0                          | 0   | 0   | 0   | 0   | 0   | 0   | 0   | 0  | 0  | 0   | 0   | YES  | 0   |   |
| 52-1952955 ..  | Renaissance Reinsurance U.S. Inc. ....             | 48   | 4                        | 0                         | 0                          | 0                          | 4   | 52  | 0   | 0   | 52  | 0   | 0   | 7.7  | 0  | 0   | 0   | YES  | 0   |   |
| 43-0727872 ..  | Safety National Casualty Corporation .....         | 68   | 9                        | 3                         | 1                          | 0                          | 13  | 81  | 0   | 0   | 81  | 1   | 0   | 16.0   | 1.2  | 0   | 0   | YES  | 1   |   |



ANNUAL STATEMENT FOR THE YEAR 2023 OF THE VANLINER INSURANCE COMPANY

SCHEDULE F - PART 3 (Continued)

Ceded Reinsurance as of December 31, Current Year (\$000 Omitted)

(Aging of Ceded Reinsurance)

| ID<br>Number<br>From<br>Col. 1                                | Name of Reinsurer<br>From Col. 3               | Reinsurance Recoverable on Paid Losses and Paid Loss Adjustment Expenses |                          |                           |                            |                            |   | 44<br><br>Total<br>Recoverable<br>on Paid<br>Losses &<br>LAE<br>Amounts in<br>Dispute<br>Included in<br>Col. 43 | 45<br><br>Recoverable<br>on Paid<br>Losses &<br>LAE Over 90<br>Days Past<br>Due Amounts<br>in Dispute<br>Included in<br>Cols. 40 & 41 | 46<br><br>Total<br>Recoverable<br>on Paid<br>Losses &<br>LAE<br>Amounts Not<br>in Dispute<br>(Cols 43-44) | 47<br><br>Recoverable<br>on Paid<br>Losses &<br>LAE Over 90<br>Days Past<br>Due Amounts<br>Not in<br>Dispute<br>(Cols. 40 +<br>41 - 45) | 48<br><br>Amounts<br>Received<br>Prior<br>90 Days | 49<br><br>Percentage<br>Overdue Col.<br>42/Col. 43 | 50<br><br>Percentage<br>of Amounts<br>More Than<br>90 Days<br>Overdue Not<br>in Dispute<br>(Col.<br>47/(Cols.<br>46+48)) | 51<br><br>Percentage<br>More Than<br>120 Days<br>Overdue<br>(Col. 41/<br>Col. 43) | 52<br><br>Is the<br>Amount in<br>Col. 50 Less<br>Than 20%?<br>(Yes or No) | 53<br><br>Amounts in<br>Col. 47 for<br>Reinsurers<br>with Values<br>Less Than<br>20% in<br>Col. 50 |   |    |
|---|--|--|--------------------------|---------------------------|----------------------------|----------------------------|---|---|---|---|---|---|--|--|---|---|--|---|----|
|   |  | 37<br><br>Current  | Overdue                  |                           |                            |                            | 43<br><br>Total Due<br>Cols. 37+42<br>(In total<br>should equal<br>Cols. 7+8) |   |   |   |   |   |  |  |   |   |  |   |    |
|   |  |  | 38<br><br>1 - 29<br>Days | 39<br><br>30 - 90<br>Days | 40<br><br>91 - 120<br>Days | 41<br><br>Over 120<br>Days |   |   |   |   |   |   |  |  |   |   |  | 42<br><br>Total<br>Overdue<br>Cols. 38+39<br>+40+41 |    |
|   |  |  |                          |                           |                            |                            |   |   |   |   |   |   |  |  |   |   |  |   |    |
| 13-2997499 ..   | SiriusPoint America Insurance Company .....    | (1)  | .0                       | .0                        | .0                         | .0                         | .0  | (1)   | .0  | .0  | (1)   | .0  | .0   | .0   | .0  | .0  | .0   | YES   | .0 |
| 13-1675535 ..   | Swiss Reinsurance America Corporation .....    | 14   | .0                       | .0                        | .0                         | .0                         | .0  | 14  | .0  | .0  | 14  | .0  | .0   | .0   | .0  | .0  | .0   | YES   | .0 |
| 31-0542366 ..   | The Cincinnati Insurance Company .....         | .0   | .0                       | .0                        | .0                         | .0                         | .0  | .0  | .0  | .0  | .0  | .0  | .0   | .0   | .0  | .0  | .0   | YES   | .0 |
| 13-2918573 ..   | TOA Reinsurance Company of America .....       | .1   | .0                       | .0                        | .0                         | .0                         | .0  | .1  | .0  | .0  | .1  | .0  | .0   | .0   | .0  | .0  | .0   | YES   | .0 |
| 13-5616275 ..   | Transatlantic Reinsurance Company .....        | .0   | .0                       | .0                        | .0                         | .0                         | .0  | .0  | .0  | .0  | .0  | .0  | .0   | .0   | .0  | .0  | .0   | YES   | .0 |
| 42-0644327 ..   | United Fire and Casualty Co. ....              | .36  | .0                       | .0                        | .0                         | .0                         | .0  | .36   | .0  | .0  | .36   | .0  | .0   | .0   | .0  | .0  | .0   | YES   | .0 |
| 13-1290712 ..   | XL Reinsurance America Inc. ....               | .0   | .0                       | .0                        | .0                         | .0                         | .0  | .0  | .0  | .0  | .0  | .0  | .0   | .0   | .0  | .0  | .0   | YES   | .0 |
| 36-4233459 ..   | Zurich America Insurance Company .....         | .0   | .0                       | .0                        | .0                         | .0                         | .0  | .0  | .0  | .0  | .0  | .0  | .0   | .0   | .0  | .0  | .0   | YES   | .0 |
| 09999999. Total Authorized - Other U.S. Unaffiliated Insurers |  |  |                          |                           |                            |                            |   |   |   |   |   |   |  |  |   |   |  |   |    |
|   |  | 1,309  | 26                       | 316                       | 1                          | 0                          | 343   | 1,652   | 0   | 0   | 1,652   | 1   | 77   | 20.8   | 0.1   | 0.0   | XXX  | 1   |    |
| AA-9991159 ..   | Michigan Catastrophic Claims Association ..... | .0   | .0                       | .0                        | .0                         | .0                         | .0  | .0  | .0  | .0  | .0  | .0  | .0   | .0   | .0  | .0  | .0   | YES   | .0 |
| AA-9991423 ..   | Minnesota Workers Compensation .....           | .0   | .0                       | .0                        | .0                         | .0                         | .0  | .0  | .0  | .0  | .0  | .0  | .0   | .0   | .0  | .0  | .0   | YES   | .0 |
| 10999999. Total Authorized - Pools - Mandatory Pools          |  |  |                          |                           |                            |                            |   |   |   |   |   |   |  |  |   |   |  |   |    |
|   |  | 0  | 0                        | 0                         | 0                          | 0                          | 0   | 0   | 0   | 0   | 0   | 0   | 0  | 0  | 0   | 0   | XXX  | 0   |    |
| AA-1120337 ..   | Aspen Insurance UK Ltd .....                   | .15  | .6                       | .3                        | .0                         | .0                         | .9  | .24   | .0  | .0  | .24   | .0  | .0   | 37.5   | .0  | .0  | .0   | YES   | .0 |
| AA-3194130 ..   | Endurance Specialty Insurance Ltd .....        | .0   | .0                       | .0                        | .0                         | .0                         | .0  | .0  | .0  | .0  | .0  | .0  | .0   | .0   | .0  | .0  | .0   | YES   | .0 |
| AA-1340125 ..   | Hannover Rückversicherung AG .....             | .173   | .18                      | .5                        | .2                         | .0                         | .25   | .198  | .0  | .0  | .198  | .2  | .0   | 12.6   | 1.0   | .0  | .0   | YES   | .2 |
| AA-1126033 ..   | Lloyd's of London Syndicate #0033 .....        | .0   | .0                       | .0                        | .0                         | .0                         | .0  | .0  | .0  | .0  | .0  | .0  | .0   | .0   | .0  | .0  | .0   | YES   | .0 |
| AA-1126382 ..   | Lloyd's of London Syndicate #0382 .....        | .0   | .0                       | .20                       | .0                         | .35                        | .55   | .55   | .0  | .0  | .55   | .35   | .0   | 100.0  | 63.6  | 63.6  | .0   | NO  | .0 |
| AA-1126510 ..   | Lloyd's of London Syndicate #0510 .....        | .0   | .0                       | .0                        | .0                         | .0                         | .0  | .0  | .0  | .0  | .0  | .0  | .0   | .0   | .0  | .0  | .0   | YES   | .0 |
| AA-1126566 ..   | Lloyd's of London Syndicate #0566 .....        | .0   | .0                       | .0                        | .0                         | .0                         | .0  | .0  | .0  | .0  | .0  | .0  | .0   | .0   | .0  | .0  | .0   | YES   | .0 |
| AA-1126570 ..   | Lloyd's of London Syndicate #0570 .....        | .0   | .0                       | .0                        | .0                         | .0                         | .0  | .0  | .0  | .0  | .0  | .0  | .0   | .0   | .0  | .0  | .0   | YES   | .0 |
| AA-1126609 ..   | Lloyd's of London Syndicate #0609 .....        | .0   | .0                       | .0                        | .0                         | .0                         | .0  | .0  | .0  | .0  | .0  | .0  | .0   | .0   | .0  | .0  | .0   | YES   | .0 |
| AA-1126623 ..   | Lloyd's of London Syndicate #0623 .....        | .0   | .0                       | .0                        | .0                         | .0                         | .0  | .0  | .0  | .0  | .0  | .0  | .0   | .0   | .0  | .0  | .0   | YES   | .0 |
| AA-1126727 ..   | Lloyd's of London Syndicate #0727 .....        | .0   | .0                       | .0                        | .0                         | .0                         | .0  | .0  | .0  | .0  | .0  | .0  | .0   | .0   | .0  | .0  | .0   | YES   | .0 |
| AA-1126780 ..   | Lloyd's of London Syndicate #0780 .....        | .0   | .0                       | .0                        | .0                         | .0                         | .0  | .0  | .0  | .0  | .0  | .0  | .0   | .0   | .0  | .0  | .0   | YES   | .0 |
| AA-1127036 ..   | Lloyd's of London Syndicate #1036 .....        | .0   | .24                      | .14                       | .0                         | .0                         | .38   | .38   | .0  | .0  | .38   | .0  | .0   | 100.0  | .0  | .0  | .0   | YES   | .0 |
| AA-1127084 ..   | Lloyd's of London Syndicate #1084 .....        | .0   | .0                       | .0                        | .0                         | .0                         | .0  | .0  | .0  | .0  | .0  | .0  | .0   | .0   | .0  | .0  | .0   | YES   | .0 |
| AA-1127200 ..   | Lloyd's of London Syndicate #1200 .....        | .0   | .0                       | .0                        | .0                         | .0                         | .0  | .0  | .0  | .0  | .0  | .0  | .0   | .0   | .0  | .0  | .0   | YES   | .0 |
| AA-1120085 ..   | Lloyd's of London Syndicate #1274 .....        | .0   | .0                       | .0                        | .0                         | .0                         | .0  | .0  | .0  | .0  | .0  | .0  | .0   | .0   | .0  | .0  | .0   | YES   | .0 |
| AA-1127400 ..   | Lloyd's of London Syndicate #1400 .....        | .0   | .0                       | .0                        | .0                         | .0                         | .0  | .0  | .0  | .0  | .0  | .0  | .0   | .0   | .0  | .0  | .0   | YES   | .0 |
| AA-1127414 ..   | Lloyd's of London Syndicate #1414 .....        | .1   | .0                       | .20                       | .0                         | .35                        | .55   | .56   | .0  | .0  | .56   | .35   | .0   | 98.2   | 62.5  | 62.5  | .0   | NO  | .0 |
| AA-1120102 ..   | Lloyd's of London Syndicate #1458 .....        | .0   | .0                       | .0                        | .0                         | .0                         | .0  | .0  | .0  | .0  | .0  | .0  | .0   | .0   | .0  | .0  | .0   | YES   | .0 |
| AA-1120198 ..   | Lloyd's of London Syndicate #1618 .....        | .0   | .0                       | .0                        | .0                         | .0                         | .0  | .0  | .0  | .0  | .0  | .0  | .0   | .0   | .0  | .0  | .0   | YES   | .0 |
| AA-1120156 ..   | Lloyd's of London Syndicate #1686 .....        | .0   | .0                       | .0                        | .0                         | .0                         | .0  | .0  | .0  | .0  | .0  | .0  | .0   | .0   | .0  | .0  | .0   | YES   | .0 |
| AA-1120096 ..   | Lloyd's of London Syndicate #1880 .....        | .0   | .0                       | .0                        | .0                         | .0                         | .0  | .0  | .0  | .0  | .0  | .0  | .0   | .0   | .0  | .0  | .0   | YES   | .0 |
| AA-1120106 ..   | Lloyd's of London Syndicate #1969 .....        | .0   | .0                       | .0                        | .0                         | .0                         | .0  | .0  | .0  | .0  | .0  | .0  | .0   | .0   | .0  | .0  | .0   | YES   | .0 |
| AA-1128001 ..   | Lloyd's of London Syndicate #2001 .....        | .0   | .17                      | .10                       | .0                         | .0                         | .27   | .27   | .0  | .0  | .27   | .0  | 100.0  | .0   | .0  | .0  | .0   | YES   | .0 |
| AA-1128003 ..   | Lloyd's of London Syndicate #2003 .....        | .0   | .0                       | .0                        | .0                         | .0                         | .0  | .0  | .0  | .0  | .0  | .0  | .0   | .0   | .0  | .0  | .0   | YES   | .0 |
| AA-1120071 ..   | Lloyd's of London Syndicate #2007 .....        | .0   | .2                       | .0                        | .0                         | .0                         | .2  | .2  | .0  | .0  | .2  | .0  | 100.0  | .0   | .0  | .0  | .0   | YES   | .0 |
| AA-1128010 ..   | Lloyd's of London Syndicate #2010 .....        | .0   | .0                       | .0                        | .0                         | .0                         | .0  | .0  | .0  | .0  | .0  | .0  | .0   | .0   | .0  | .0  | .0   | YES   | .0 |
| AA-1128121 ..   | Lloyd's of London Syndicate #2121 .....        | .0   | .0                       | .0                        | .0                         | .0                         | .0  | .0  | .0  | .0  | .0  | .0  | .0   | .0   | .0  | .0  | .0   | YES   | .0 |
| AA-1128623 ..   | Lloyd's of London Syndicate #2623 .....        | .0   | .0                       | .0                        | .0                         | .0                         | .0  | .0  | .0  | .0  | .0  | .0  | .0   | .0   | .0  | .0  | .0   | YES   | .0 |
| AA-1128791 ..   | Lloyd's of London Syndicate #2791 .....        | .0   | .0                       | .0                        | .0                         | .0                         | .0  | .0  | .0  | .0  | .0  | .0  | .0   | .0   | .0  | .0  | .0   | YES   | .0 |
| AA-1128987 ..   | Lloyd's of London Syndicate #2987 .....        | .0   | .0                       | .0                        | .0                         | .0                         | .0  | .0  | .0  | .0  | .0  | .0  | .0   | .0   | .0  | .0  | .0   | YES   | .0 |

ANNUAL STATEMENT FOR THE YEAR 2023 OF THE VANLINER INSURANCE COMPANY

SCHEDULE F - PART 3 (Continued)

Ceded Reinsurance as of December 31, Current Year (\$000 Omitted)

(Aging of Ceded Reinsurance)

| ID<br>Number<br>From<br>Col. 1  | Name of Reinsurer<br>From Col. 3             | Reinsurance Recoverable on Paid Losses and Paid Loss Adjustment Expenses |                          |                           |                            |                            |   |   | 44<br><br>Total<br>Recoverable<br>on Paid<br>Losses &<br>LAE<br>Amounts in<br>Dispute<br>Included in<br>Col. 43 | 45<br><br>Recoverable<br>on Paid<br>Losses &<br>LAE Over 90<br>Days Past<br>Due Amounts<br>Included in<br>Cols. 40 & 41 | 46<br><br>Total<br>Recoverable<br>on Paid<br>Losses &<br>LAE<br>Amounts Not<br>in Dispute<br>(Cols 43-44) | 47<br><br>Recoverable<br>on Paid<br>Losses &<br>LAE Over 90<br>Days Past<br>Due Amounts<br>Not in<br>Dispute<br>(Cols. 40 +<br>41 - 45) | 48<br><br>Amounts<br>Received<br>Prior<br>90 Days | 49<br><br>Percentage<br>Overdue Col.<br>42/Col. 43 | 50<br><br>Percentage<br>of Amounts<br>More Than<br>90 Days<br>Overdue Not<br>in Dispute<br>(Col.<br>47/[Cols.<br>46+48]) | 51<br><br>Percentage<br>More Than<br>120 Days<br>Overdue<br>(Col. 41/<br>Col. 43) | 52<br><br>Is the<br>Amount in<br>Col. 50 Less<br>Than 20%?<br>(Yes or No) | 53<br><br>Amounts in<br>Col. 47 for<br>Reinsurers<br>with Values<br>Less Than<br>20% in<br>Col. 50 |   |
|---|--|--|--------------------------|---------------------------|----------------------------|----------------------------|---|---|---|---|---|---|---|--|--|---|---|--|---|
|   |  | 37<br><br>Current  | Overdue                  |                           |                            |                            |   | 43<br><br>Total Due<br>Cols. 37+42<br>(In total<br>should equal<br>Cols. 7+8) |   |   |   |   |   |  |  |   |   |  |   |
|   |  |  | 38<br><br>1 - 29<br>Days | 39<br><br>30 - 90<br>Days | 40<br><br>91 - 120<br>Days | 41<br><br>Over 120<br>Days | 42<br><br>Total<br>Overdue<br>Cols. 38+39<br>+40+41 |   |   |   |   |   |   |  |  |   |   |  |   |
| AA-1129000 ..   | Lloyd's of London Syndicate #3000 .....      | 0  | 0                        | 0                         | 0                          | 0                          | 0   | 0   | 0   | 0   | 0   | 0   | 0   | 0  | 0  | 0   | 0   | 0  | 0 |
| AA-1120082 ..   | Lloyd's of London Syndicate #3010 .....      | 0  | 0                        | 0                         | 0                          | 0                          | 0   | 0   | 0   | 0   | 0   | 0   | 0   | 0  | 0  | 0   | 0   | 0  | 0 |
| AA-1129210 ..   | Lloyd's of London Syndicate #3210 .....      | 0  | 0                        | 0                         | 0                          | 0                          | 0   | 0   | 0   | 0   | 0   | 0   | 0   | 0  | 0  | 0   | 0   | 0  | 0 |
| AA-1126005 ..   | Lloyd's of London Syndicate #4000 .....      | 0  | 0                        | 0                         | 0                          | 0                          | 0   | 0   | 0   | 0   | 0   | 0   | 0   | 0  | 0  | 0   | 0   | 0  | 0 |
| AA-1126004 ..   | Lloyd's of London Syndicate #4444 .....      | 0  | 0                        | 0                         | 0                          | 0                          | 0   | 0   | 0   | 0   | 0   | 0   | 0   | 0  | 0  | 0   | 0   | 0  | 0 |
| AA-1126006 ..   | Lloyd's of London Syndicate #4472 .....      | 0  | 0                        | 0                         | 0                          | 0                          | 0   | 0   | 0   | 0   | 0   | 0   | 0   | 0  | 0  | 0   | 0   | 0  | 0 |
| AA-3190829 ..   | Markel Bermuda Ltd .....                     | 4  | 0                        | 0                         | 0                          | 0                          | 0   | 4   | 0   | 0   | 4   | 0   | 0   | 0  | 0  | 0   | 0   | 0  | 0 |
| AA-1121270 ..   | River Thames Insurance Company Limited ..... | 0  | 3                        | 0                         | 0                          | 0                          | 3   | 3   | 0   | 0   | 3   | 0   | 0   | 100.0  | 0  | 0   | 0   | 0  | 0 |
| AA-3190870 ..   | Validus Reinsurance Ltd .....                | 0  | 0                        | 0                         | 0                          | 0                          | 0   | 0   | 0   | 0   | 0   | 0   | 0   | 0  | 0  | 0   | 0   | 0  | 0 |
| 1299999. Total Authorized - Other Non-U.S. Insurers   |  | 193  | 70                       | 72                        | 2                          | 70                         | 214   | 407   | 0   | 0   | 407   | 72  | 0   | 52.6   | 17.7   | 17.2  | XXX   | 2  |   |
| 1499999. Total Authorized Excluding Protected Cells (Sum of 0899999, 0999999, 1099999, 1199999 and 1299999)   |  | 8,277  | 96                       | 388                       | 3                          | (9)                        | 478   | 8,755   | 0   | 0   | 8,755   | 73  | 77  | 5.5  | 0.8  | (0.1)   | XXX   | 3  |   |
| 1899999. Total Unauthorized - Affiliates - U.S. Non-Pool  |  | 0  | 0                        | 0                         | 0                          | 0                          | 0   | 0   | 0   | 0   | 0   | 0   | 0   | 0.0  | 0.0  | 0.0   | XXX   | 0  |   |
| AA-3770227 ..   | Hudson Indemnity Ltd .....                   | 0  | 0                        | 0                         | 0                          | 0                          | 0   | 0   | 0   | 0   | 0   | 0   | 0   | 0.0  | 0.0  | 0.0   | YES   | 0  |   |
| 2099999. Total Unauthorized - Affiliates - Other (Non-U.S.) - Other   |  | 0  | 0                        | 0                         | 0                          | 0                          | 0   | 0   | 0   | 0   | 0   | 0   | 0   | 0.0  | 0.0  | 0.0   | XXX   | 0  |   |
| 2199999. Total Unauthorized - Affiliates - Other (Non-U.S.)   |  | 0  | 0                        | 0                         | 0                          | 0                          | 0   | 0   | 0   | 0   | 0   | 0   | 0   | 0.0  | 0.0  | 0.0   | XXX   | 0  |   |
| 2299999. Total Unauthorized - Affiliates  |  | 0  | 0                        | 0                         | 0                          | 0                          | 0   | 0   | 0   | 0   | 0   | 0   | 0   | 0.0  | 0.0  | 0.0   | XXX   | 0  |   |
| AA-3770362 ..   | ALC Insurance Group Ltd .....                | 0  | 0                        | 0                         | 0                          | 0                          | 0   | 0   | 0   | 0   | 0   | 0   | 0   | 0.0  | 0.0  | 0.0   | YES   | 0  |   |
| AA-1784130 ..   | AXIS Specialty Europe SE .....               | 0  | 4                        | 8                         | 0                          | 0                          | 12  | 12  | 0   | 0   | 12  | 0   | 0   | 100.0  | 0  | 0   | 0   | YES  | 0 |
| AA-1120191 ..   | Convex Insurance UK Limited .....            | 0  | 0                        | 0                         | 0                          | 0                          | 0   | 0   | 0   | 0   | 0   | 0   | 0   | 0.0  | 0.0  | 0.0   | YES   | 0  |   |
| AA-3770505 ..   | Gibraltar .....                              | 99   | 0                        | 0                         | 0                          | 0                          | 0   | 99  | 0   | 0   | 99  | 0   | 0   | 0.0  | 0.0  | 0.0   | YES   | 0  |   |
| AA-3191190 ..   | Hamilton Re Ltd. ....                        | 1  | 0                        | 122                       | 0                          | 0                          | 122   | 123   | 0   | 0   | 123   | 0   | 44  | 99.2   | 0  | 0   | 0   | YES  | 0 |
| AA-3190958 ..   | JRG Reinsurance Company Ltd .....            | 5  | 0                        | 0                         | 0                          | 0                          | 0   | 5   | 0   | 0   | 5   | 0   | 0   | 0.0  | 0.0  | 0.0   | YES   | 0  |   |
| AA-1370048 ..   | Liberty Mutual Insurance Europe SE .....     | 0  | 7                        | 16                        | 0                          | 0                          | 23  | 23  | 0   | 0   | 23  | 0   | 0   | 100.0  | 0  | 0   | 0   | YES  | 0 |
| AA-1460019 ..   | MS Amlin AG .....                            | 0  | 0                        | 0                         | 0                          | 0                          | 0   | 0   | 0   | 0   | 0   | 0   | 0   | 0.0  | 0.0  | 0.0   | YES   | 0  |   |
| 00-0000000 ..   | Norse Insurance, Ltd. ....                   | 0  | 0                        | 0                         | 0                          | 0                          | 0   | 0   | 0   | 0   | 0   | 0   | 0   | 0.0  | 0.0  | 0.0   | YES   | 0  |   |
| AA-1460023 ..   | RenaissanceRe Europe AG .....                | 0  | 0                        | 0                         | 0                          | 0                          | 0   | 0   | 0   | 0   | 0   | 0   | 0   | 0.0  | 0.0  | 0.0   | YES   | 0  |   |
| AA-1121366 ..   | Sphere Drake Insurance Ltd .....             | 0  | 1                        | 0                         | 0                          | 0                          | 0   | 1   | 0   | 0   | 1   | 0   | 0   | 100.0  | 0  | 0   | 0   | YES  | 0 |
| AA-3770159 ..   | TRAX Insurance Ltd .....                     | 77   | 0                        | 0                         | 0                          | 0                          | 0   | 77  | 0   | 0   | 77  | 0   | 0   | 0.0  | 0.0  | 0.0   | YES   | 0  |   |
| AA-3770000 ..   | Wheels Insurance Ltd .....                   | 457  | 0                        | 0                         | 0                          | 0                          | 0   | 457   | 0   | 0   | 457   | 0   | 0   | 0.0  | 0.0  | 0.0   | YES   | 0  |   |
| 2699999. Total Unauthorized - Other Non-U.S. Insurers   |  | 639  | 12                       | 146                       | 0                          | 0                          | 158   | 797   | 0   | 0   | 797   | 0   | 44  | 19.8   | 0.0  | 0.0   | XXX   | 0  |   |
| 2899999. Total Unauthorized Excluding Protected Cells (Sum of 2299999, 2399999, 2499999, 2599999 and 2699999) |  | 639  | 12                       | 146                       | 0                          | 0                          | 158   | 797   | 0   | 0   | 797   | 0   | 44  | 19.8   | 0.0  | 0.0   | XXX   | 0  |   |
| 3299999. Total Certified - Affiliates - U.S. Non-Pool   |  | 0  | 0                        | 0                         | 0                          | 0                          | 0   | 0   | 0   | 0   | 0   | 0   | 0   | 0.0  | 0.0  | 0.0   | XXX   | 0  |   |
| 3599999. Total Certified - Affiliates - Other (Non-U.S.)  |  | 0  | 0                        | 0                         | 0                          | 0                          | 0   | 0   | 0   | 0   | 0   | 0   | 0   | 0.0  | 0.0  | 0.0   | XXX   | 0  |   |
| 3699999. Total Certified - Affiliates   |  | 0  | 0                        | 0                         | 0                          | 0                          | 0   | 0   | 0   | 0   | 0   | 0   | 0   | 0.0  | 0.0  | 0.0   | XXX   | 0  |   |
| CR-1120175 ..   | Fidelis Underwriting Ltd. ....               | 0  | 0                        | 0                         | 0                          | 0                          | 0   | 0   | 0   | 0   | 0   | 0   | 0   | 0.0  | 0.0  | 0.0   | YES   | 0  |   |
| CR-1460023 ..   | RenaissanceRe Europe AG .....                | 0  | 0                        | 0                         | 0                          | 0                          | 0   | 0   | 0   | 0   | 0   | 0   | 0   | 0.0  | 0.0  | 0.0   | YES   | 0  |   |

ANNUAL STATEMENT FOR THE YEAR 2023 OF THE VANLINER INSURANCE COMPANY

SCHEDULE F - PART 3 (Continued)

Ceded Reinsurance as of December 31, Current Year (\$000 Omitted)

(Aging of Ceded Reinsurance)

| ID<br>Number<br>From<br>Col. 1  | Name of Reinsurer<br>From Col. 3 | Reinsurance Recoverable on Paid Losses and Paid Loss Adjustment Expenses |                          |                           |                            |                            |   | 44<br><br>Total<br>Recoverable<br>on Paid<br>Losses &<br>LAE<br>Amounts in<br>Dispute<br>Included in<br>Col. 43 | 45<br><br>Recoverable<br>on Paid<br>Losses &<br>LAE Over 90<br>Days Past<br>Due Amounts<br>Included in<br>Cols. 40 & 41 | 46<br><br>Total<br>Recoverable<br>on Paid<br>Losses &<br>LAE<br>Amounts Not<br>in Dispute<br>(Cols 43-44) | 47<br><br>Recoverable<br>on Paid<br>Losses &<br>LAE Over 90<br>Days Past<br>Due Amounts<br>Not in<br>Dispute<br>(Cols. 40 +<br>41 - 45) | 48<br><br>Amounts<br>Received<br>Prior<br>90 Days | 49<br><br>Percentage<br>Overdue Col.<br>42/Col. 43 | 50<br><br>Percentage<br>of Amounts<br>More Than<br>90 Days<br>Overdue Not<br>in Dispute<br>(Col.<br>47/[(Cols.<br>46+48)]) | 51<br><br>Percentage<br>More Than<br>120 Days<br>Overdue<br>(Col. 41/<br>Col. 43) | 52<br><br>Is the<br>Amount in<br>Col. 50 Less<br>Than 20%?<br>(Yes or No) | 53<br><br>Amounts in<br>Col. 47 for<br>Reinsurers<br>with Values<br>Less Than<br>20% in<br>Col. 50 |   |
|---|----------------------------------|--|--------------------------|---------------------------|----------------------------|----------------------------|---|---|---|---|---|---|--|--|---|---|--|---|
|   |                                  | 37<br><br>Current  | Overdue                  |                           |                            |                            |   |   |   |   |   |   |  |  |   |   |  | 43<br><br>Total Due<br>Cols. 37+42<br>(In total<br>should equal<br>Cols. 7+8) |
|   |                                  |  | 38<br><br>1 - 29<br>Days | 39<br><br>30 - 90<br>Days | 40<br><br>91 - 120<br>Days | 41<br><br>Over 120<br>Days | 42<br><br>Total<br>Overdue<br>Cols. 38+39<br>+40+41 |   |   |   |   |   |  |  |   |   |  |   |
| 4099999. Total Certified - Other Non-U.S. Insurers  |                                  | 0  | 0                        | 0                         | 0                          | 0                          | 0   | 0   | 0   | 0   | 0   | 0   | 0.0  | 0.0  | 0.0   | XXX   | 0  |   |
| 4299999. Total Certified Excluding Protected Cells (Sum of 3699999, 3799999, 3899999, 3999999 and 4099999)  |                                  | 0  | 0                        | 0                         | 0                          | 0                          | 0   | 0   | 0   | 0   | 0   | 0   | 0.0  | 0.0  | 0.0   | XXX   | 0  |   |
| 4699999. Total Reciprocal Jurisdiction - Affiliates - U.S. Non-Pool   |                                  | 0  | 0                        | 0                         | 0                          | 0                          | 0   | 0   | 0   | 0   | 0   | 0   | 0.0  | 0.0  | 0.0   | XXX   | 0  |   |
| 4999999. Total Reciprocal Jurisdiction - Affiliates - Other (Non-U.S.)  |                                  | 0  | 0                        | 0                         | 0                          | 0                          | 0   | 0   | 0   | 0   | 0   | 0   | 0.0  | 0.0  | 0.0   | XXX   | 0  |   |
| 5099999. Total Reciprocal Jurisdiction - Affiliates   |                                  | 0  | 0                        | 0                         | 0                          | 0                          | 0   | 0   | 0   | 0   | 0   | 0   | 0.0  | 0.0  | 0.0   | XXX   | 0  |   |
| RJ-1120191 .. Convex Insurance UK Limited .....   |                                  | 0  | 0                        | 0                         | 0                          | 0                          | 0   | 0   | 0   | 0   | 0   | 0   | 0.0  | 0.0  | 0.0   | YES   | 0  |   |
| RJ-3191190 .. Hamilton Re Ltd. ....   |                                  | 0  | 0                        | 0                         | 0                          | 0                          | 0   | 0   | 0   | 0   | 0   | 0   | 0.0  | 0.0  | 0.0   | YES   | 0  |   |
| 5499999. Total Reciprocal Jurisdiction - Other Non-U.S. Insurers  |                                  | 0  | 0                        | 0                         | 0                          | 0                          | 0   | 0   | 0   | 0   | 0   | 0   | 0.0  | 0.0  | 0.0   | XXX   | 0  |   |
| 5699999. Total Reciprocal Jurisdiction Excluding Protected Cells (Sum of 5099999, 5199999, 5299999, 5399999 and 5499999)                                |                                  | 0  | 0                        | 0                         | 0                          | 0                          | 0   | 0   | 0   | 0   | 0   | 0   | 0.0  | 0.0  | 0.0   | XXX   | 0  |   |
| 5799999. Total Authorized, Unauthorized, Reciprocal Jurisdiction and Certified Excluding Protected Cells (Sum of 1499999, 2899999, 4299999 and 5699999) |                                  | 8,916  | 108                      | 534                       | 3                          | (9)                        | 636   | 9,552   | 0   | 0   | 9,552   | 73  | 121  | 6.7  | 0.8   | (0.1)   | XXX  | 3   |
| 5899999. Total Protected Cells (Sum of 1399999, 2799999, 4199999 and 5599999)   |                                  | 0  | 0                        | 0                         | 0                          | 0                          | 0   | 0   | 0   | 0   | 0   | 0   | 0.0  | 0.0  | 0.0   | XXX   | 0  |   |
| 9999999 Totals  |                                  | 8,916  | 108                      | 534                       | 3                          | (9)                        | 636   | 9,552   | 0   | 0   | 9,552   | 73  | 121  | 6.7  | 0.8   | (0.1)   | XXX  | 3   |

ANNUAL STATEMENT FOR THE YEAR 2023 OF THE VANLINER INSURANCE COMPANY

SCHEDULE F - PART 3 (Continued)

Ceded Reinsurance as of December 31, Current Year (\$000 Omitted)  
(Provision for Reinsurance for Certified Reinsurers)

| ID<br>Number<br>From<br>Col. 1   | Name of Reinsurer<br>From Col. 3                     | Provision for Certified Reinsurance                            |  |  |   |  |  |   |  |  |   |  |   |   | Complete if Col. 52 = "No"; Otherwise<br>Enter 0  |                                |     | 69<br><br>Provision for<br>Overdue<br>Reinsurance<br>Ceded to<br>Certified<br>Reinsurers<br>(Greater of<br>[Col. 62 + Col.<br>65] or Col.68;<br>not to Exceed<br>Col. 63) |
|--|--|--|--|--|---|--|--|---|--|--|---|--|---|---|---|--------------------------------|-----|---|
|  |  | 54<br><br>Certified<br>Reinsurer<br>Rating<br>(1 through<br>6) | 55<br><br>Effective<br>Date of<br>Certified<br>Reinsurer<br>Rating | 56<br><br>Percent<br>Collateral<br>Required for<br>Full Credit<br>(0% through<br>100%) | 57<br><br>Catastrophe<br>Recoverables<br>Qualifying for<br>Collateral<br>Deferral | 58<br><br>Net<br>Recoverables<br>Subject to<br>Collateral<br>Requirements<br>for Full Credit<br>(Col. 19 -<br>Col. 57) | 59<br><br>Dollar Amount<br>of Collateral<br>Required<br>(Col. 56 *<br>Col. 58) | 60<br><br>Percent of<br>Collateral<br>Provided for<br>Net<br>Recoverables<br>Subject to<br>Collateral<br>Requirements<br>([Col. 20 +<br>Col. 21 + Col.<br>22 + Col. 24] /<br>Col. 58) | 61<br><br>Percent Credit<br>Allowed on<br>Net<br>Recoverables<br>Subject to<br>Collateral<br>Requirements<br>(Col. 60 / Col.<br>56, not to<br>exceed 100%) | 62<br><br>20% of<br>Recoverable<br>on Paid<br>Losses & LAE<br>Over 90 Days<br>Past Due<br>Amounts in<br>Dispute (Col.<br>45 * 20%) | 63<br><br>Amount of<br>Credit Allowed<br>for Net<br>Recoverables<br>(Col. 57 +<br>[Col. 58 *<br>Col. 61]) | 64<br><br>Provision for<br>Reinsurance<br>with Certified<br>Reinsurers<br>Due to<br>Collateral<br>Deficiency<br>(Col. 19 -<br>Col. 63) | 65<br><br>20% of<br>Recoverable<br>on Paid<br>Losses & LAE<br>Over 90 Days<br>Past Due<br>Amounts Not<br>in Dispute<br>(Col. 47 *<br>20%) | 66  | 67  | 68                             |     |   |
|  |  |  |  |  |   |  |  |   |  |  |   |  |   | Total<br>Collateral<br>Provided (Col.<br>20 + Col. 21 +<br>Col. 22 +<br>Col. 24, not<br>to Exceed<br>Col. 63) | Net<br>Unsecured<br>Recoverable<br>for Which<br>Credit is<br>Allowed (Col.<br>63 - Col. 66) | 20% of<br>Amount in<br>Col. 67 |     |   |
| 34-1607395 ..  | National Interstate Insurance Company .....          | XXX  | XXX  | XXX  | XXX   | XXX  | XXX  | XXX   | XXX  | XXX  | XXX   | XXX  | XXX   | XXX   | XXX   | XXX                            | XXX |   |
| 0199999. Total Authorized - Affiliates - U.S. Intercompany Pooling ..... |  |  |  | XXX  | XXX   | XXX  | XXX  | XXX   | XXX  | XXX  | XXX   | XXX  | XXX   | XXX   | XXX   | XXX                            | XXX |   |
| 31-0501234 ..  | Great American Insurance Company .....               | XXX  | XXX  | XXX  | XXX   | XXX  | XXX  | XXX   | XXX  | XXX  | XXX   | XXX  | XXX   | XXX   | XXX   | XXX                            | XXX |   |
| 0399999. Total Authorized - Affiliates - U.S. Non-Pool - Other .....     |  |  |  | XXX  | XXX   | XXX  | XXX  | XXX   | XXX  | XXX  | XXX   | XXX  | XXX   | XXX   | XXX   | XXX                            | XXX |   |
| 0499999. Total Authorized - Affiliates - U.S. Non-Pool .....             |  |  |  | XXX  | XXX   | XXX  | XXX  | XXX   | XXX  | XXX  | XXX   | XXX  | XXX   | XXX   | XXX   | XXX                            | XXX |   |
| 0799999. Total Authorized - Affiliates - Other (Non-U.S.) .....          |  |  |  | XXX  | XXX   | XXX  | XXX  | XXX   | XXX  | XXX  | XXX   | XXX  | XXX   | XXX   | XXX   | XXX                            | XXX |   |
| 0899999. Total Authorized - Affiliates .....                             |  |  |  | XXX  | XXX   | XXX  | XXX  | XXX   | XXX  | XXX  | XXX   | XXX  | XXX   | XXX   | XXX   | XXX                            | XXX |   |
| 38-3207001 ..  | Accident Fund Insurance Company of America .....     | XXX  | XXX  | XXX  | XXX   | XXX  | XXX  | XXX   | XXX  | XXX  | XXX   | XXX  | XXX   | XXX   | XXX   | XXX                            | XXX |   |
| 06-1182357 ..  | Allied World Insurance Company .....                 | XXX  | XXX  | XXX  | XXX   | XXX  | XXX  | XXX   | XXX  | XXX  | XXX   | XXX  | XXX   | XXX   | XXX   | XXX                            | XXX |   |
| 06-1430254 ..  | Arch Reinsurance Company .....                       | XXX  | XXX  | XXX  | XXX   | XXX  | XXX  | XXX   | XXX  | XXX  | XXX   | XXX  | XXX   | XXX   | XXX   | XXX                            | XXX |   |
| 36-3155373 ..  | Ashmere Insurance Company .....                      | XXX  | XXX  | XXX  | XXX   | XXX  | XXX  | XXX   | XXX  | XXX  | XXX   | XXX  | XXX   | XXX   | XXX   | XXX                            | XXX |   |
| 06-1463851 ..  | Aspen Specialty Insurance Co .....                   | XXX  | XXX  | XXX  | XXX   | XXX  | XXX  | XXX   | XXX  | XXX  | XXX   | XXX  | XXX   | XXX   | XXX   | XXX                            | XXX |   |
| 75-2344200 ..  | Aspen American Insurance Co .....                    | XXX  | XXX  | XXX  | XXX   | XXX  | XXX  | XXX   | XXX  | XXX  | XXX   | XXX  | XXX   | XXX   | XXX   | XXX                            | XXX |   |
| 39-1338397 ..  | Axis Insurance Company .....                         | XXX  | XXX  | XXX  | XXX   | XXX  | XXX  | XXX   | XXX  | XXX  | XXX   | XXX  | XXX   | XXX   | XXX   | XXX                            | XXX |   |
| 51-0434766 ..  | Axis Reinsurance Company .....                       | XXX  | XXX  | XXX  | XXX   | XXX  | XXX  | XXX   | XXX  | XXX  | XXX   | XXX  | XXX   | XXX   | XXX   | XXX                            | XXX |   |
| 47-0574325 ..  | Berkley Insurance Company .....                      | XXX  | XXX  | XXX  | XXX   | XXX  | XXX  | XXX   | XXX  | XXX  | XXX   | XXX  | XXX   | XXX   | XXX   | XXX                            | XXX |   |
| 39-0712210 ..  | Church Mutual Insurance Company, Stock Insurer ..... | XXX  | XXX  | XXX  | XXX   | XXX  | XXX  | XXX   | XXX  | XXX  | XXX   | XXX  | XXX   | XXX   | XXX   | XXX                            | XXX |   |
| 38-2145898 ..  | Dorinco Reinsurance Company .....                    | XXX  | XXX  | XXX  | XXX   | XXX  | XXX  | XXX   | XXX  | XXX  | XXX   | XXX  | XXX   | XXX   | XXX   | XXX                            | XXX |   |
| 42-0234980 ..  | Employers Mutual Casualty Company .....              | XXX  | XXX  | XXX  | XXX   | XXX  | XXX  | XXX   | XXX  | XXX  | XXX   | XXX  | XXX   | XXX   | XXX   | XXX                            | XXX |   |
| 35-2293075 ..  | Endurance Assurance Corporation .....                | XXX  | XXX  | XXX  | XXX   | XXX  | XXX  | XXX   | XXX  | XXX  | XXX   | XXX  | XXX   | XXX   | XXX   | XXX                            | XXX |   |
| 22-2005057 ..  | Everest Reinsurance Company .....                    | XXX  | XXX  | XXX  | XXX   | XXX  | XXX  | XXX   | XXX  | XXX  | XXX   | XXX  | XXX   | XXX   | XXX   | XXX                            | XXX |   |
| 43-1898350 ..  | Fletcher Reinsurance Company .....                   | XXX  | XXX  | XXX  | XXX   | XXX  | XXX  | XXX   | XXX  | XXX  | XXX   | XXX  | XXX   | XXX   | XXX   | XXX                            | XXX |   |
| 13-2673100 ..  | General Reinsurance Corporation .....                | XXX  | XXX  | XXX  | XXX   | XXX  | XXX  | XXX   | XXX  | XXX  | XXX   | XXX  | XXX   | XXX   | XXX   | XXX                            | XXX |   |
| 23-2745904 ..  | Greystone Insurance Company .....                    | XXX  | XXX  | XXX  | XXX   | XXX  | XXX  | XXX   | XXX  | XXX  | XXX   | XXX  | XXX   | XXX   | XXX   | XXX                            | XXX |   |
| 06-0383750 ..  | Hartford Fire Insurance Company .....                | XXX  | XXX  | XXX  | XXX   | XXX  | XXX  | XXX   | XXX  | XXX  | XXX   | XXX  | XXX   | XXX   | XXX   | XXX                            | XXX |   |
| 06-0384680 ..  | Hartford Steam Boiler .....                          | XXX  | XXX  | XXX  | XXX   | XXX  | XXX  | XXX   | XXX  | XXX  | XXX   | XXX  | XXX   | XXX   | XXX   | XXX                            | XXX |   |
| 95-2769232 ..  | Insurance Company of the West .....                  | XXX  | XXX  | XXX  | XXX   | XXX  | XXX  | XXX   | XXX  | XXX  | XXX   | XXX  | XXX   | XXX   | XXX   | XXX                            | XXX |   |
| 04-1543470 ..  | Liberty Mutual Insurance Co. ....                    | XXX  | XXX  | XXX  | XXX   | XXX  | XXX  | XXX   | XXX  | XXX  | XXX   | XXX  | XXX   | XXX   | XXX   | XXX                            | XXX |   |
| 06-1481194 ..  | Markel Global Reinsurance Company .....              | XXX  | XXX  | XXX  | XXX   | XXX  | XXX  | XXX   | XXX  | XXX  | XXX   | XXX  | XXX   | XXX   | XXX   | XXX                            | XXX |   |
| 36-3101262 ..  | Markel Insurance Company .....                       | XXX  | XXX  | XXX  | XXX   | XXX  | XXX  | XXX   | XXX  | XXX  | XXX   | XXX  | XXX   | XXX   | XXX   | XXX                            | XXX |   |
| 31-1169435 ..  | Midwest Employers Casualty Company .....             | XXX  | XXX  | XXX  | XXX   | XXX  | XXX  | XXX   | XXX  | XXX  | XXX   | XXX  | XXX   | XXX   | XXX   | XXX                            | XXX |   |
| 13-4924125 ..  | Munich Reinsurance America Inc. ....                 | XXX  | XXX  | XXX  | XXX   | XXX  | XXX  | XXX   | XXX  | XXX  | XXX   | XXX  | XXX   | XXX   | XXX   | XXX                            | XXX |   |
| 47-0355979 ..  | National Indemnity Company .....                     | XXX  | XXX  | XXX  | XXX   | XXX  | XXX  | XXX   | XXX  | XXX  | XXX   | XXX  | XXX   | XXX   | XXX   | XXX                            | XXX |   |
| 36-2403971 ..  | National Liability & Fire Insurance Company .....    | XXX  | XXX  | XXX  | XXX   | XXX  | XXX  | XXX   | XXX  | XXX  | XXX   | XXX  | XXX   | XXX   | XXX   | XXX                            | XXX |   |
| 31-4177100 ..  | Nationwide Mutual Insurance Company .....            | XXX  | XXX  | XXX  | XXX   | XXX  | XXX  | XXX   | XXX  | XXX  | XXX   | XXX  | XXX   | XXX   | XXX   | XXX                            | XXX |   |
| 47-0698507 ..  | Odyssey Reinsurance Company .....                    | XXX  | XXX  | XXX  | XXX   | XXX  | XXX  | XXX   | XXX  | XXX  | XXX   | XXX  | XXX   | XXX   | XXX   | XXX                            | XXX |   |
| 13-3031176 ..  | Partner Reinsurance Company of the US .....          | XXX  | XXX  | XXX  | XXX   | XXX  | XXX  | XXX   | XXX  | XXX  | XXX   | XXX  | XXX   | XXX   | XXX   | XXX                            | XXX |   |
| 36-3030511 ..  | Praetorian Ins Co .....                              | XXX  | XXX  | XXX  | XXX   | XXX  | XXX  | XXX   | XXX  | XXX  | XXX   | XXX  | XXX   | XXX   | XXX   | XXX                            | XXX |   |
| 23-1641984 ..  | QBE Reinsurance Corporation .....                    | XXX  | XXX  | XXX  | XXX   | XXX  | XXX  | XXX   | XXX  | XXX  | XXX   | XXX  | XXX   | XXX   | XXX   | XXX                            | XXX |   |
| 43-1235868 ..  | Reinsurance Group of America .....                   | XXX  | XXX  | XXX  | XXX   | XXX  | XXX  | XXX   | XXX  | XXX  | XXX   | XXX  | XXX   | XXX   | XXX   | XXX                            | XXX |   |
| 52-1952955 ..  | Renaissance Reinsurance U.S. Inc. ....               | XXX  | XXX  | XXX  | XXX   | XXX  | XXX  | XXX   | XXX  | XXX  | XXX   | XXX  | XXX   | XXX   | XXX   | XXX                            | XXX |   |

Ceded Reinsurance as of December 31, Current Year (\$000 Omitted)  
(Provision for Reinsurance for Certified Reinsurers)

## 25.1

ANNUAL STATEMENT FOR THE YEAR 2023 OF THE VANLINER INSURANCE COMPANY

SCHEDULE F - PART 3 (Continued)

Ceded Reinsurance as of December 31, Current Year (\$000 Omitted)  
(Provision for Reinsurance for Certified Reinsurers)

| ID<br>Number<br>From<br>Col. 1  | Name of Reinsurer<br>From Col. 3             | Provision for Certified Reinsurance                  |  |  |   |  |  |   |  |  |   |  |   |   |   |  |   |
|---|--|--|--|--|---|--|--|---|--|--|---|--|---|---|---|--|---|
|   |  | 54   | 55   | 56   | 57  | 58   | 59   | 60  | 61   | 62   | 63  | 64   | 65  | Complete if Col. 52 = "No"; Otherwise Enter 0   |   |  | 69  |
|   |  | Certified<br>Reinsurer<br>Rating<br>(1 through<br>6) | Effective<br>Date of<br>Certified<br>Reinsurer<br>Rating | Percent<br>Collateral<br>Required for<br>Full Credit<br>(0% through<br>100%) | Catastrophe<br>Recoverables<br>Qualifying for<br>Collateral<br>Deferral | Net<br>Recoverables<br>Subject to<br>Collateral<br>Requirements<br>for Full Credit<br>(Col. 19 -<br>Col. 57) | Dollar Amount<br>of Collateral<br>Required<br>(Col. 56 *<br>Col. 58) | Percent of<br>Collateral<br>Provided for<br>Net<br>Recoverables<br>Subject to<br>Collateral<br>Requirements<br>([Col. 20 +<br>Col. 21 + Col.<br>22 + Col. 24] /<br>Col. 58) | Percent Credit<br>Allowed on<br>Net<br>Recoverables<br>Subject to<br>Collateral<br>Requirements<br>(Col. 60 / Col.<br>56, not to<br>exceed 100%) | 20% of<br>Recoverable<br>on Paid<br>Losses & LAE<br>Over 90 Days<br>Past Due<br>Amounts in<br>Dispute (Col.<br>45 * 20%) | Amount of<br>Credit Allowed<br>for Net<br>Recoverables<br>(Col. 57 +<br>[Col. 58 *<br>Col. 61]) | Provision for<br>Reinsurance<br>with Certified<br>Reinsurers<br>Due to<br>Collateral<br>Deficiency<br>(Col. 19 -<br>Col. 63) | 20% of<br>Recoverable<br>on Paid<br>Losses & LAE<br>Over 90 Days<br>Past Due<br>Amounts Not<br>in Dispute<br>(Col. 47 *<br>20%) | 66<br><br>Total<br>Collateral<br>Provided (Col.<br>20 + Col. 21 +<br>Col. 22 +<br>Col. 24, not<br>to Exceed<br>Col. 63) | 67<br><br>Net<br>Unsecured<br>Recoverable<br>for Which<br>Credit is<br>Allowed (Col.<br>63 - Col. 66) | 68<br><br>20% of<br>Amount in<br>Col. 67 | Provision for<br>Overdue<br>Reinsurance<br>Ceded to<br>Certified<br>Reinsurers<br>(Greater of<br>[Col. 62 + Col.<br>65] or Col.68;<br>not to Exceed<br>Col. 63) |
| AA-1128791 ..   | Lloyd's of London Syndicate #2791 .....      | XXX  | XXX  | XXX  | XXX   | XXX  | XXX  | XXX   | XXX  | XXX  | XXX   | XXX  | XXX   | XXX   | XXX   | XXX                                      | XXX   |
| AA-1128987 ..   | Lloyd's of London Syndicate #2987 .....      | XXX  | XXX  | XXX  | XXX   | XXX  | XXX  | XXX   | XXX  | XXX  | XXX   | XXX  | XXX   | XXX   | XXX   | XXX                                      | XXX   |
| AA-1129000 ..   | Lloyd's of London Syndicate #3000 .....      | XXX  | XXX  | XXX  | XXX   | XXX  | XXX  | XXX   | XXX  | XXX  | XXX   | XXX  | XXX   | XXX   | XXX   | XXX                                      | XXX   |
| AA-1120082 ..   | Lloyd's of London Syndicate #3010 .....      | XXX  | XXX  | XXX  | XXX   | XXX  | XXX  | XXX   | XXX  | XXX  | XXX   | XXX  | XXX   | XXX   | XXX   | XXX                                      | XXX   |
| AA-1129210 ..   | Lloyd's of London Syndicate #3210 .....      | XXX  | XXX  | XXX  | XXX   | XXX  | XXX  | XXX   | XXX  | XXX  | XXX   | XXX  | XXX   | XXX   | XXX   | XXX                                      | XXX   |
| AA-1126005 ..   | Lloyd's of London Syndicate #4000 .....      | XXX  | XXX  | XXX  | XXX   | XXX  | XXX  | XXX   | XXX  | XXX  | XXX   | XXX  | XXX   | XXX   | XXX   | XXX                                      | XXX   |
| AA-1126004 ..   | Lloyd's of London Syndicate #4444 .....      | XXX  | XXX  | XXX  | XXX   | XXX  | XXX  | XXX   | XXX  | XXX  | XXX   | XXX  | XXX   | XXX   | XXX   | XXX                                      | XXX   |
| AA-1126006 ..   | Lloyd's of London Syndicate #4472 .....      | XXX  | XXX  | XXX  | XXX   | XXX  | XXX  | XXX   | XXX  | XXX  | XXX   | XXX  | XXX   | XXX   | XXX   | XXX                                      | XXX   |
| AA-3190829 ..   | Markel Bermuda Ltd .....                     | XXX  | XXX  | XXX  | XXX   | XXX  | XXX  | XXX   | XXX  | XXX  | XXX   | XXX  | XXX   | XXX   | XXX   | XXX                                      | XXX   |
| AA-1121270 ..   | River Thames Insurance Company Limited ..... | XXX  | XXX  | XXX  | XXX   | XXX  | XXX  | XXX   | XXX  | XXX  | XXX   | XXX  | XXX   | XXX   | XXX   | XXX                                      | XXX   |
| AA-3190870 ..   | Validus Reinsurance Ltd .....                | XXX  | XXX  | XXX  | XXX   | XXX  | XXX  | XXX   | XXX  | XXX  | XXX   | XXX  | XXX   | XXX   | XXX   | XXX                                      | XXX   |
| 1299999. Total Authorized - Other Non-U.S. Insurers   |  |  |  | XXX  | XXX   | XXX  | XXX  | XXX   | XXX  | XXX  | XXX   | XXX  | XXX   | XXX   | XXX   | XXX                                      | XXX   |
| 1499999. Total Authorized Excluding Protected Cells (Sum of 0899999, 0999999, 1099999, 1199999 and 1299999)   |  |  |  | XXX  | XXX   | XXX  | XXX  | XXX   | XXX  | XXX  | XXX   | XXX  | XXX   | XXX   | XXX   | XXX                                      | XXX   |
| 1899999. Total Unauthorized - Affiliates - U.S. Non-Pool  |  |  |  | XXX  | XXX   | XXX  | XXX  | XXX   | XXX  | XXX  | XXX   | XXX  | XXX   | XXX   | XXX   | XXX                                      | XXX   |
| AA-3770227 ..   | Hudson Indemnity Ltd .....                   | XXX  | XXX  | XXX  | XXX   | XXX  | XXX  | XXX   | XXX  | XXX  | XXX   | XXX  | XXX   | XXX   | XXX   | XXX                                      | XXX   |
| 2099999. Total Unauthorized - Affiliates - Other (Non-U.S.) - Other   |  |  |  | XXX  | XXX   | XXX  | XXX  | XXX   | XXX  | XXX  | XXX   | XXX  | XXX   | XXX   | XXX   | XXX                                      | XXX   |
| 2199999. Total Unauthorized - Affiliates - Other (Non-U.S.)   |  |  |  | XXX  | XXX   | XXX  | XXX  | XXX   | XXX  | XXX  | XXX   | XXX  | XXX   | XXX   | XXX   | XXX                                      | XXX   |
| 2299999. Total Unauthorized - Affiliates  |  |  |  | XXX  | XXX   | XXX  | XXX  | XXX   | XXX  | XXX  | XXX   | XXX  | XXX   | XXX   | XXX   | XXX                                      | XXX   |
| AA-3770362 ..   | ALC Insurance Group Ltd .....                | XXX  | XXX  | XXX  | XXX   | XXX  | XXX  | XXX   | XXX  | XXX  | XXX   | XXX  | XXX   | XXX   | XXX   | XXX                                      | XXX   |
| AA-1784130 ..   | AXIS Specialty Europe SE .....               | XXX  | XXX  | XXX  | XXX   | XXX  | XXX  | XXX   | XXX  | XXX  | XXX   | XXX  | XXX   | XXX   | XXX   | XXX                                      | XXX   |
| AA-1120191 ..   | Convex Insurance UK Limited .....            | XXX  | XXX  | XXX  | XXX   | XXX  | XXX  | XXX   | XXX  | XXX  | XXX   | XXX  | XXX   | XXX   | XXX   | XXX                                      | XXX   |
| AA-3770505 ..   | Gibraltar .....                              | XXX  | XXX  | XXX  | XXX   | XXX  | XXX  | XXX   | XXX  | XXX  | XXX   | XXX  | XXX   | XXX   | XXX   | XXX                                      | XXX   |
| AA-3191190 ..   | Hamilton Re Ltd. ....                        | XXX  | XXX  | XXX  | XXX   | XXX  | XXX  | XXX   | XXX  | XXX  | XXX   | XXX  | XXX   | XXX   | XXX   | XXX                                      | XXX   |
| AA-3190958 ..   | JRG Reinsurance Company Ltd .....            | XXX  | XXX  | XXX  | XXX   | XXX  | XXX  | XXX   | XXX  | XXX  | XXX   | XXX  | XXX   | XXX   | XXX   | XXX                                      | XXX   |
| AA-1370048 ..   | Liberty Mutual Insurance Europe SE .....     | XXX  | XXX  | XXX  | XXX   | XXX  | XXX  | XXX   | XXX  | XXX  | XXX   | XXX  | XXX   | XXX   | XXX   | XXX                                      | XXX   |
| AA-1460019 ..   | MS Amlin AG .....                            | XXX  | XXX  | XXX  | XXX   | XXX  | XXX  | XXX   | XXX  | XXX  | XXX   | XXX  | XXX   | XXX   | XXX   | XXX                                      | XXX   |
| 00-0000000 ..   | Norse Insurance, Ltd. ....                   | XXX  | XXX  | XXX  | XXX   | XXX  | XXX  | XXX   | XXX  | XXX  | XXX   | XXX  | XXX   | XXX   | XXX   | XXX                                      | XXX   |
| AA-1460023 ..   | RenaissanceRe Europe AG .....                | XXX  | XXX  | XXX  | XXX   | XXX  | XXX  | XXX   | XXX  | XXX  | XXX   | XXX  | XXX   | XXX   | XXX   | XXX                                      | XXX   |
| AA-1121366 ..   | Sphere Drake Insurance Ltd .....             | XXX  | XXX  | XXX  | XXX   | XXX  | XXX  | XXX   | XXX  | XXX  | XXX   | XXX  | XXX   | XXX   | XXX   | XXX                                      | XXX   |
| AA-3770159 ..   | TRAX Insurance Ltd .....                     | XXX  | XXX  | XXX  | XXX   | XXX  | XXX  | XXX   | XXX  | XXX  | XXX   | XXX  | XXX   | XXX   | XXX   | XXX                                      | XXX   |
| AA-3770000 ..   | Wheels Insurance Ltd .....                   | XXX  | XXX  | XXX  | XXX   | XXX  | XXX  | XXX   | XXX  | XXX  | XXX   | XXX  | XXX   | XXX   | XXX   | XXX                                      | XXX   |
| 2699999. Total Unauthorized - Other Non-U.S. Insurers   |  |  |  | XXX  | XXX   | XXX  | XXX  | XXX   | XXX  | XXX  | XXX   | XXX  | XXX   | XXX   | XXX   | XXX                                      | XXX   |
| 2899999. Total Unauthorized Excluding Protected Cells (Sum of 2299999, 2399999, 2499999, 2599999 and 2699999) |  |  |  | XXX  | XXX   | XXX  | XXX  | XXX   | XXX  | XXX  | XXX   | XXX  | XXX   | XXX   | XXX   | XXX                                      | XXX   |
| 3299999. Total Certified - Affiliates - U.S. Non-Pool   |  |  |  | XXX  | 0   | 0  | 0  | XXX   | XXX  | 0  | 0   | 0  | 0   | 0   | 0   | 0  | 0   |
| 3599999. Total Certified - Affiliates - Other (Non-U.S.)  |  |  |  | XXX  | 0   | 0  | 0  | XXX   | XXX  | 0  | 0   | 0  | 0   | 0   | 0   | 0  | 0   |
| 3699999. Total Certified - Affiliates   |  |  |  | XXX  | 0   | 0  | 0  | XXX   | XXX  | 0  | 0   | 0  | 0   | 0   | 0   | 0  | 0   |
| CR-1120175 ..   | Fidelis Underwriting Ltd. ....               | 4  | .01/10/2022 ..   | 50.0   | 0   | 55   | 28   | 136.4   | 100.0  | 0  | 55  | 0  | 0   | 0   | 0   | 0  | 0   |
| CR-1460023 ..   | RenaissanceRe Europe AG .....                | 3  | .01/01/2016 ..   | 20.0   | 0   | 18   | 4  | 100.0   | 100.0  | 0  | 18  | 0  | 0   | 0   | 0   | 0  | 0   |

ANNUAL STATEMENT FOR THE YEAR 2023 OF THE VANLINER INSURANCE COMPANY

SCHEDULE F - PART 3 (Continued)

Ceded Reinsurance as of December 31, Current Year (\$000 Omitted)  
(Provision for Reinsurance for Certified Reinsurers)

| ID<br>Number<br>From<br>Col. 1  | Name of Reinsurer<br>From Col. 3  | Provision for Certified Reinsurance                            |  |  |   |  |  |   |  |  |   |  |   |   |   |  |   |
|---|-----------------------------------|--|--|--|---|--|--|---|--|--|---|--|---|---|---|--|---|
|   |                                   | 54<br><br>Certified<br>Reinsurer<br>Rating<br>(1 through<br>6) | 55<br><br>Effective<br>Date of<br>Certified<br>Reinsurer<br>Rating | 56<br><br>Percent<br>Collateral<br>Required for<br>Full Credit<br>(0% through<br>100%) | 57<br><br>Catastrophe<br>Recoverables<br>Qualifying for<br>Collateral<br>Deferral | 58<br><br>Net<br>Recoverables<br>Subject to<br>Collateral<br>Requirements<br>for Full Credit<br>(Col. 19 -<br>Col. 57) | 59<br><br>Dollar Amount of<br>Collateral<br>Required<br>(Col. 56 *<br>Col. 58) | 60<br><br>Percent of<br>Collateral<br>Provided for<br>Net<br>Recoverables<br>Subject to<br>Collateral<br>Requirements<br>([Col. 20 +<br>Col. 21 + Col.<br>22 + Col. 24] /<br>Col. 58) | 61<br><br>Percent Credit<br>Allowed on<br>Net<br>Recoverables<br>Subject to<br>Collateral<br>Requirements<br>(Col. 60 / Col.<br>56, not to<br>exceed 100%) | 62<br><br>20% of<br>Recoverable<br>on Paid<br>Losses & LAE<br>Over 90 Days<br>Past Due<br>Amounts in<br>Dispute (Col.<br>45 * 20%) | 63<br><br>Amount of<br>Credit Allowed<br>for Net<br>Recoverables<br>(Col. 57 +<br>[Col. 58 *<br>Col. 61]) | 64<br><br>Provision for<br>Reinsurance<br>with Certified<br>Reinsurers<br>Due to<br>Collateral<br>Deficiency<br>(Col. 19 -<br>Col. 63) | 65<br><br>20% of<br>Recoverable<br>on Paid<br>Losses & LAE<br>Over 90 Days<br>Past Due<br>Amounts Not<br>in Dispute<br>(Col. 47 *<br>20%) | Complete if Col. 52 = "No"; Otherwise<br>Enter 0  |   |  | 69<br><br>Provision for<br>Overdue<br>Reinsurance<br>Ceded to<br>Certified<br>Reinsurers<br>(Greater of<br>[Col. 62 + Col.<br>65] or Col.68;<br>not to Exceed<br>Col. 63) |
|   |                                   |  |  |  |   |  |  |   |  |  |   |  |   | 66<br><br>Total<br>Collateral<br>Provided (Col.<br>20 + Col. 21 +<br>Col. 22 +<br>Col. 24, not<br>to Exceed<br>Col. 63) | 67<br><br>Net<br>Unsecured<br>Recoverable<br>for Which<br>Credit is<br>Allowed (Col.<br>63 - Col. 66) | 68<br><br>20% of<br>Amount in<br>Col. 67 |   |
| 4099999. Total Certified - Other Non-U.S. Insurers  |                                   |  |  | XXX  | 0   | 73   | 31   | XXX   | XXX  | 0  | 73  | 0  | 0   | 0   | 0   | 0  |   |
| 4299999. Total Certified Excluding Protected Cells (Sum of 3699999, 3799999, 3899999, 3999999 and 4099999)  |                                   |  |  | XXX  | 0   | 73   | 31   | XXX   | XXX  | 0  | 73  | 0  | 0   | 0   | 0   | 0  |   |
| 4699999. Total Reciprocal Jurisdiction - Affiliates - U.S. Non-Pool   |                                   |  |  | XXX  | XXX   | XXX  | XXX  | XXX   | XXX  | XXX  | XXX   | XXX  | XXX   | XXX   | XXX   | XXX                                      |   |
| 4999999. Total Reciprocal Jurisdiction - Affiliates - Other (Non-U.S.)  |                                   |  |  | XXX  | XXX   | XXX  | XXX  | XXX   | XXX  | XXX  | XXX   | XXX  | XXX   | XXX   | XXX   | XXX                                      |   |
| 5099999. Total Reciprocal Jurisdiction - Affiliates   |                                   |  |  | XXX  | XXX   | XXX  | XXX  | XXX   | XXX  | XXX  | XXX   | XXX  | XXX   | XXX   | XXX   | XXX                                      |   |
| RJ-1120191 ...  | Convex Insurance UK Limited ..... | XXX.....   | XXX.....   | XXX.....   | XXX.....  | XXX.....   | XXX.....   | XXX.....  | XXX.....   | XXX.....   | XXX.....  | XXX.....   | XXX.....  | XXX.....  | XXX.....  | XXX.....                                 |   |
| RJ-3191190 ...  | Hamilton Re Ltd. ....             | XXX.....   | XXX.....   | XXX.....   | XXX.....  | XXX.....   | XXX.....   | XXX.....  | XXX.....   | XXX.....   | XXX.....  | XXX.....   | XXX.....  | XXX.....  | XXX.....  | XXX.....                                 |   |
| 5499999. Total Reciprocal Jurisdiction - Other Non-U.S. Insurers  |                                   |  |  | XXX  | XXX   | XXX  | XXX  | XXX   | XXX  | XXX  | XXX   | XXX  | XXX   | XXX   | XXX   | XXX                                      |   |
| 5699999. Total Reciprocal Jurisdiction Excluding Protected Cells (Sum of 5099999, 5199999, 5299999, 5399999 and 5499999)                                |                                   |  |  | XXX  | XXX   | XXX  | XXX  | XXX   | XXX  | XXX  | XXX   | XXX  | XXX   | XXX   | XXX   | XXX                                      |   |
| 5799999. Total Authorized, Unauthorized, Reciprocal Jurisdiction and Certified Excluding Protected Cells (Sum of 1499999, 2899999, 4299999 and 5699999) |                                   |  |  | XXX  | 0   | 73   | 31   | XXX   | XXX  | 0  | 73  | 0  | 0   | 0   | 0   | 0  |   |
| 5899999. Total Protected Cells (Sum of 1399999, 2799999, 4199999 and 5599999)   |                                   |  |  | XXX  | 0   | 0  | 0  | XXX   | XXX  | 0  | 0   | 0  | 0   | 0   | 0   | 0  |   |
| 9999999 Totals  |                                   |  |  | XXX  | 0   | 73   | 31   | XXX   | XXX  | 0  | 73  | 0  | 0   | 0   | 0   | 0  |   |

ANNUAL STATEMENT FOR THE YEAR 2023 OF THE VANLINER INSURANCE COMPANY

SCHEDULE F - PART 3 (Continued)

Ceded Reinsurance as of December 31, Current Year (\$000 Omitted)  
(Total Provision for Reinsurance)

| ID<br>Number<br>From<br>Col. 1 | Name of Reinsurer<br>From Col. 3                          | 70<br><br>20% of<br>Recoverable on Paid<br>Losses & LAE Over<br>90 Days past Due<br>Amounts Not in<br>Dispute<br>(Col. 47 * 20%) | Provision for Unauthorized Reinsurance   |  | Provision for Overdue Authorized and<br>Reciprocal Jurisdiction Reinsurance  |   | Total Provision for Reinsurance   |   |  |  |
|--------------------------------|---|--|--|--|--|---|---|---|--|--|
|                                |   |  | 71   | 72   | 73<br>Complete if<br>Col. 52 = "Yes";<br>Otherwise Enter 0   | 74<br>Complete if<br>Col. 52 = "No";<br>Otherwise Enter 0   | 75  | 76  | 77   | 78   |
|                                |   |  | Provision for<br>Reinsurance with<br>Unauthorized<br>Reinsurers Due to<br>Collateral Deficiency<br>(Col. 26) | Provision for Overdue<br>Reinsurance from<br>Unauthorized<br>Reinsurers and<br>Amounts in Dispute<br>(Col. 70 + 20% of the<br>Amount in Col. 16) | 20% of Recoverable<br>on Paid Losses &<br>LAE Over 90 Days<br>Past Due Amounts<br>Not in Dispute + 20%<br>of Amounts in<br>Dispute<br>([Col. 47 * 20%] +<br>[Col. 45 * 20%]) | Greater of 20% of Net<br>Recoverable Net of<br>Funds Held &<br>Collateral, or 20% of<br>Recoverable on Paid<br>Losses & LAE Over 90<br>Days Past Due<br>(Greater of Col. 26 *<br>20% or<br>Cols. [40 + 41] * 20%) | Provision for Amounts<br>Ceded to Authorized<br>and Reciprocal<br>Jurisdiction<br>Reinsurers<br>(Cols. 73 + 74) | Provision for Amounts<br>Ceded to Unauthorized<br>Reinsurers<br>(Cols. 71 + 72 Not in<br>Excess of Col. 15) | Provision for Amounts<br>Ceded to Certified<br>Reinsurers<br>(Cols. 64 + 69) | Total Provision for<br>Reinsurance<br>(Cols. 75 + 76 + 77) |
| 34-1607395                     | National Interstate Insurance Company                     | 0  | XXX  | XXX  | 0  | 0   | 0   | XXX   | XXX  | 0  |
| 0199999                        | Total Authorized - Affiliates - U.S. Intercompany Pooling | 0  | XXX  | XXX  | 0  | 0   | 0   | XXX   | XXX  | 0  |
| 31-0501234                     | Great American Insurance Company                          | 0  | XXX  | XXX  | 0  | 0   | 0   | XXX   | XXX  | 0  |
| 0399999                        | Total Authorized - Affiliates - U.S. Non-Pool - Other     | 0  | XXX  | XXX  | 0  | 0   | 0   | XXX   | XXX  | 0  |
| 0499999                        | Total Authorized - Affiliates - U.S. Non-Pool             | 0  | XXX  | XXX  | 0  | 0   | 0   | XXX   | XXX  | 0  |
| 0799999                        | Total Authorized - Affiliates - Other (Non-U.S.)          | 0  | XXX  | XXX  | 0  | 0   | 0   | XXX   | XXX  | 0  |
| 0899999                        | Total Authorized - Affiliates                             | 0  | XXX  | XXX  | 0  | 0   | 0   | XXX   | XXX  | 0  |
| 38-3207001                     | Accident Fund Insurance Company of America                | 0  | XXX  | XXX  | 0  | 0   | 0   | XXX   | XXX  | 0  |
| 06-1182357                     | Allied World Insurance Company                            | 0  | XXX  | XXX  | 0  | 0   | 0   | XXX   | XXX  | 0  |
| 06-1430254                     | Arch Reinsurance Company                                  | 0  | XXX  | XXX  | 0  | 0   | 0   | XXX   | XXX  | 0  |
| 36-3155373                     | Ashmere Insurance Company                                 | 0  | XXX  | XXX  | 0  | 0   | 0   | XXX   | XXX  | 0  |
| 06-1463851                     | Aspen Specialty Insurance Co                              | 0  | XXX  | XXX  | 0  | 0   | 0   | XXX   | XXX  | 0  |
| 75-2344200                     | Aspen American Insurance Co                               | 0  | XXX  | XXX  | 0  | 0   | 0   | XXX   | XXX  | 0  |
| 39-1338397                     | Axis Insurance Company                                    | 0  | XXX  | XXX  | 0  | 0   | 0   | XXX   | XXX  | 0  |
| 51-0434766                     | Axis Reinsurance Company                                  | 0  | XXX  | XXX  | 0  | 0   | 0   | XXX   | XXX  | 0  |
| 47-0574325                     | Berkley Insurance Company                                 | 0  | XXX  | XXX  | 0  | 0   | 0   | XXX   | XXX  | 0  |
| 39-0712210                     | Church Mutual Insurance Company, Stock Insurer            | 0  | XXX  | XXX  | 0  | 0   | 0   | XXX   | XXX  | 0  |
| 38-2145898                     | Dorinco Reinsurance Company                               | 0  | XXX  | XXX  | 0  | 0   | 0   | XXX   | XXX  | 0  |
| 42-0234980                     | Employers Mutual Casualty Company                         | 0  | XXX  | XXX  | 0  | 0   | 0   | XXX   | XXX  | 0  |
| 35-2293075                     | Endurance Assurance Corporation                           | 0  | XXX  | XXX  | 0  | 0   | 0   | XXX   | XXX  | 0  |
| 22-2005057                     | Everest Reinsurance Company                               | 0  | XXX  | XXX  | 0  | 0   | 0   | XXX   | XXX  | 0  |
| 43-1898350                     | Fletcher Reinsurance Company                              | 0  | XXX  | XXX  | 0  | 0   | 0   | XXX   | XXX  | 0  |
| 13-2673100                     | General Reinsurance Corporation                           | 0  | XXX  | XXX  | 0  | 0   | 0   | XXX   | XXX  | 0  |
| 23-2745904                     | Greystone Insurance Company                               | 0  | XXX  | XXX  | 0  | 0   | 0   | XXX   | XXX  | 0  |
| 06-0383750                     | Hartford Fire Insurance Company                           | 0  | XXX  | XXX  | 0  | 0   | 0   | XXX   | XXX  | 0  |
| 06-0384680                     | Hartford Steam Boiler                                     | 0  | XXX  | XXX  | 0  | 0   | 0   | XXX   | XXX  | 0  |
| 95-2769232                     | Insurance Company of the West                             | 0  | XXX  | XXX  | 0  | 0   | 0   | XXX   | XXX  | 0  |
| 04-1543470                     | Liberty Mutual Insurance Co.                              | 0  | XXX  | XXX  | 0  | 0   | 0   | XXX   | XXX  | 0  |
| 06-1481194                     | Markel Global Reinsurance Company                         | 0  | XXX  | XXX  | 0  | 0   | 0   | XXX   | XXX  | 0  |
| 36-3101262                     | Markel Insurance Company                                  | 0  | XXX  | XXX  | 0  | 0   | 0   | XXX   | XXX  | 0  |
| 31-1169435                     | Midwest Employers Casualty Company                        | 0  | XXX  | XXX  | 0  | 0   | 0   | XXX   | XXX  | 0  |
| 13-4924125                     | Munich Reinsurance America Inc.                           | 0  | XXX  | XXX  | 0  | 0   | 0   | XXX   | XXX  | 0  |
| 47-0355979                     | National Indemnity Company                                | 0  | XXX  | XXX  | 0  | 0   | 0   | XXX   | XXX  | 0  |
| 36-2403971                     | National Liability & Fire Insurance Company               | 0  | XXX  | XXX  | 0  | 0   | 0   | XXX   | XXX  | 0  |
| 31-4177100                     | Nationwide Mutual Insurance Company                       | 0  | XXX  | XXX  | 0  | 0   | 0   | XXX   | XXX  | 0  |
| 47-0698507                     | Odyssey Reinsurance Company                               | 0  | XXX  | XXX  | 0  | 0   | 0   | XXX   | XXX  | 0  |
| 13-3031176                     | Partner Reinsurance Company of the US                     | 0  | XXX  | XXX  | 0  | 0   | 0   | XXX   | XXX  | 0  |
| 36-3030511                     | Praetorian Ins Co   | 0  | XXX  | XXX  | 0  | 0   | 0   | XXX   | XXX  | 0  |
| 23-1641984                     | QBE Reinsurance Corporation                               | 0  | XXX  | XXX  | 0  | 0   | 0   | XXX   | XXX  | 0  |
| 43-1235868                     | Reinsurance Group of America                              | 0  | XXX  | XXX  | 0  | 0   | 0   | XXX   | XXX  | 0  |



ANNUAL STATEMENT FOR THE YEAR 2023 OF THE VANLINER INSURANCE COMPANY

SCHEDULE F - PART 3 (Continued)

Ceded Reinsurance as of December 31, Current Year (\$000 Omitted)  
(Total Provision for Reinsurance)

| ID<br>Number<br>From<br>Col. 1 | Name of Reinsurer<br>From Col. 3                    | 70<br><br>20% of<br>Recoverable on Paid<br>Losses & LAE Over<br>90 Days past Due<br>Amounts Not in<br>Dispute<br>(Col. 47 * 20%) | Provision for Unauthorized Reinsurance   |  | Provision for Overdue Authorized and<br>Reciprocal Jurisdiction Reinsurance  |   | Total Provision for Reinsurance   |   |  |  |
|--------------------------------|---|--|--|--|--|---|---|---|--|--|
|                                |   |  | 71   | 72   | 73<br>Complete if<br>Col. 52 = "Yes";<br>Otherwise Enter 0   | 74<br>Complete if<br>Col. 52 = "No";<br>Otherwise Enter 0   | 75  | 76  | 77   | 78   |
|                                |   |  | Provision for<br>Reinsurance with<br>Unauthorized<br>Reinsurers Due to<br>Collateral Deficiency<br>(Col. 26) | Provision for Overdue<br>Reinsurance from<br>Unauthorized<br>Reinsurers and<br>Amounts in Dispute<br>(Col. 70 + 20% of the<br>Amount in Col. 16) | 20% of Recoverable<br>on Paid Losses &<br>LAE Over 90 Days<br>Past Due Amounts<br>Not in Dispute + 20%<br>of Amounts in<br>Dispute<br>([Col. 47 * 20%] +<br>[Col. 45 * 20%]) | Greater of 20% of Net<br>Recoverable Net of<br>Funds Held &<br>Collateral, or 20% of<br>Recoverable on Paid<br>Losses & LAE Over 90<br>Days Past Due<br>(Greater of Col. 26 *<br>20% or<br>Cols. [40 + 41] * 20%) | Provision for Amounts<br>Ceded to Authorized<br>and Reciprocal<br>Jurisdiction<br>Reinsurers<br>(Cols. 73 + 74) | Provision for Amounts<br>Ceded to Unauthorized<br>Reinsurers<br>(Cols. 71 + 72 Not in<br>Excess of Col. 15) | Provision for Amounts<br>Ceded to Certified<br>Reinsurers<br>(Cols. 64 + 69) | Total Provision for<br>Reinsurance<br>(Cols. 75 + 76 + 77) |
| 52-1952955 ..                  | Renaissance Reinsurance U.S. Inc. ....              | 0  | XXX  | XXX  | 0  | 0   | 0   | XXX   | XXX  | 0  |
| 43-0727872 ..                  | Safety National Casualty Corporation .....          | 0  | XXX  | XXX  | 0  | 0   | 0   | XXX   | XXX  | 0  |
| 13-2997499 ..                  | SiriusPoint America Insurance Company .....         | 0  | XXX  | XXX  | 0  | 0   | 0   | XXX   | XXX  | 0  |
| 13-1675535 ..                  | Swiss Reinsurance America Corporation .....         | 0  | XXX  | XXX  | 0  | 0   | 0   | XXX   | XXX  | 0  |
| 31-0542366 ..                  | The Cincinnati Insurance Company .....              | 0  | XXX  | XXX  | 0  | 0   | 0   | XXX   | XXX  | 0  |
| 13-2918573 ..                  | TOA Reinsurance Company of America .....            | 0  | XXX  | XXX  | 0  | 0   | 0   | XXX   | XXX  | 0  |
| 13-5616275 ..                  | Transatlantic Reinsurance Company .....             | 0  | XXX  | XXX  | 0  | 0   | 0   | XXX   | XXX  | 0  |
| 42-0644327 ..                  | United Fire and Casualty Co. ....                   | 0  | XXX  | XXX  | 0  | 0   | 0   | XXX   | XXX  | 0  |
| 13-1290712 ..                  | XL Reinsurance America Inc. ....                    | 0  | XXX  | XXX  | 0  | 0   | 0   | XXX   | XXX  | 0  |
| 36-4233459 ..                  | Zurich America Insurance Company .....              | 0  | XXX  | XXX  | 0  | 0   | 0   | XXX   | XXX  | 0  |
| 0999999.                       | Total Authorized - Other U.S. Unaffiliated Insurers | 0  | XXX  | XXX  | 0  | 0   | 0   | XXX   | XXX  | 0  |
| AA-9991159 ..                  | Michigan Catastrophic Claims Association .....      | 0  | XXX  | XXX  | 0  | 0   | 0   | XXX   | XXX  | 0  |
| AA-9991423 ..                  | Minnesota Workers Compensation .....                | 0  | XXX  | XXX  | 0  | 0   | 0   | XXX   | XXX  | 0  |
| 1099999.                       | Total Authorized - Pools - Mandatory Pools          | 0  | XXX  | XXX  | 0  | 0   | 0   | XXX   | XXX  | 0  |
| AA-1120337 ..                  | Aspen Insurance UK Ltd ....                         | 0  | XXX  | XXX  | 0  | 0   | 0   | XXX   | XXX  | 0  |
| AA-3194130 ..                  | Endurance Specialty Insurance Ltd .....             | 0  | XXX  | XXX  | 0  | 0   | 0   | XXX   | XXX  | 0  |
| AA-1340125 ..                  | Hannover Rückversicherung AG .....                  | 0  | XXX  | XXX  | 0  | 0   | 0   | XXX   | XXX  | 0  |
| AA-1126033 ..                  | Lloyd's of London Syndicate #0033 .....             | 0  | XXX  | XXX  | 0  | 0   | 0   | XXX   | XXX  | 0  |
| AA-1126382 ..                  | Lloyd's of London Syndicate #0382 .....             | 7  | XXX  | XXX  | 0  | 35  | 35  | XXX   | XXX  | 35   |
| AA-1126510 ..                  | Lloyd's of London Syndicate #0510 .....             | 0  | XXX  | XXX  | 0  | 0   | 0   | XXX   | XXX  | 0  |
| AA-1126566 ..                  | Lloyd's of London Syndicate #0566 .....             | 0  | XXX  | XXX  | 0  | 0   | 0   | XXX   | XXX  | 0  |
| AA-1126570 ..                  | Lloyd's of London Syndicate #0570 .....             | 0  | XXX  | XXX  | 0  | 0   | 0   | XXX   | XXX  | 0  |
| AA-1126609 ..                  | Lloyd's of London Syndicate #0609 .....             | 0  | XXX  | XXX  | 0  | 0   | 0   | XXX   | XXX  | 0  |
| AA-1126623 ..                  | Lloyd's of London Syndicate #0623 .....             | 0  | XXX  | XXX  | 0  | 0   | 0   | XXX   | XXX  | 0  |
| AA-1126727 ..                  | Lloyd's of London Syndicate #0727 .....             | 0  | XXX  | XXX  | 0  | 0   | 0   | XXX   | XXX  | 0  |
| AA-1126780 ..                  | Lloyd's of London Syndicate #0780 .....             | 0  | XXX  | XXX  | 0  | 0   | 0   | XXX   | XXX  | 0  |
| AA-1127036 ..                  | Lloyd's of London Syndicate #1036 .....             | 0  | XXX  | XXX  | 0  | 0   | 0   | XXX   | XXX  | 0  |
| AA-1127084 ..                  | Lloyd's of London Syndicate #1084 .....             | 0  | XXX  | XXX  | 0  | 0   | 0   | XXX   | XXX  | 0  |
| AA-1127200 ..                  | Lloyd's of London Syndicate #1200 .....             | 0  | XXX  | XXX  | 0  | 0   | 0   | XXX   | XXX  | 0  |
| AA-1120085 ..                  | Lloyd's of London Syndicate #1274 .....             | 0  | XXX  | XXX  | 0  | 0   | 0   | XXX   | XXX  | 0  |
| AA-1127400 ..                  | Lloyd's of London Syndicate #1400 .....             | 0  | XXX  | XXX  | 0  | 0   | 0   | XXX   | XXX  | 0  |
| AA-1127414 ..                  | Lloyd's of London Syndicate #1414 .....             | 7  | XXX  | XXX  | 0  | 98  | 98  | XXX   | XXX  | 98   |
| AA-1120102 ..                  | Lloyd's of London Syndicate #1458 .....             | 0  | XXX  | XXX  | 0  | 0   | 0   | XXX   | XXX  | 0  |
| AA-1120198 ..                  | Lloyd's of London Syndicate #1618 .....             | 0  | XXX  | XXX  | 0  | 0   | 0   | XXX   | XXX  | 0  |
| AA-1120156 ..                  | Lloyd's of London Syndicate #1686 .....             | 0  | XXX  | XXX  | 0  | 0   | 0   | XXX   | XXX  | 0  |
| AA-1120096 ..                  | Lloyd's of London Syndicate #1880 .....             | 0  | XXX  | XXX  | 0  | 0   | 0   | XXX   | XXX  | 0  |
| AA-1120106 ..                  | Lloyd's of London Syndicate #1969 .....             | 0  | XXX  | XXX  | 0  | 0   | 0   | XXX   | XXX  | 0  |
| AA-1128001 ..                  | Lloyd's of London Syndicate #2001 .....             | 0  | XXX  | XXX  | 0  | 0   | 0   | XXX   | XXX  | 0  |
| AA-1128003 ..                  | Lloyd's of London Syndicate #2003 .....             | 0  | XXX  | XXX  | 0  | 0   | 0   | XXX   | XXX  | 0  |
| AA-1120071 ..                  | Lloyd's of London Syndicate #2007 .....             | 0  | XXX  | XXX  | 0  | 0   | 0   | XXX   | XXX  | 0  |

Ceded Reinsurance as of December 31, Current Year (\$000 Omitted)  
(Total Provision for Reinsurance)

## 26.2

ANNUAL STATEMENT FOR THE YEAR 2023 OF THE VANLINER INSURANCE COMPANY

**SCHEDULE F - PART 3 (Continued)**

Ceded Reinsurance as of December 31, Current Year (\$000 Omitted)  
(Total Provision for Reinsurance)

| ID<br>Number<br>From<br>Col. 1  | Name of Reinsurer<br>From Col. 3 | 70<br><br>20% of<br>Recoverable on Paid<br>Losses & LAE Over<br>90 Days past Due<br>Amounts Not in<br>Dispute<br>(Col. 47 * 20%) | Provision for Unauthorized Reinsurance   |  | Provision for Overdue Authorized and<br>Reciprocal Jurisdiction Reinsurance  |  | Total Provision for Reinsurance   |   |  |  |
|---|----------------------------------|--|--|--|--|--|---|---|--|--|
|   |                                  |  | 71   | 72   | 73<br>Complete if<br>Col. 52 = "Yes";<br>Otherwise Enter 0<br><br>20% of Recoverable<br>on Paid Losses &<br>LAE Over 90 Days<br>Past Due Amounts<br>Not in Dispute + 20%<br>of Amounts in<br>Dispute<br>([Col. 47 * 20%] +<br>[Col. 45 * 20%]) | 74<br>Complete if<br>Col. 52 = "No";<br>Otherwise Enter 0<br><br>Greater of 20% of Net<br>Recoverable Net of<br>Funds Held &<br>Collateral, or 20% of<br>Recoverable on Paid<br>Losses & LAE Over 90<br>Days Past Due<br>(Greater of Col. 26 *<br>20% or<br>Cols. [40 + 41] * 20%) | 75  | 76  | 77   | 78   |
|   |                                  |  | Provision for<br>Reinsurance with<br>Unauthorized<br>Reinsurers Due to<br>Collateral Deficiency<br>(Col. 26) | Provision for Overdue<br>Reinsurance from<br>Unauthorized<br>Reinsurers and<br>Amounts in Dispute<br>(Col. 70 + 20% of the<br>Amount in Col. 16) |  |  | Provision for Amounts<br>Ceded to Authorized<br>and Reciprocal<br>Jurisdiction<br>Reinsurers<br>(Cols. 73 + 74) | Provision for Amounts<br>Ceded to Unauthorized<br>Reinsurers<br>(Cols. 71 + 72 Not in<br>Excess of Col. 15) | Provision for Amounts<br>Ceded to Certified<br>Reinsurers<br>(Cols. 64 + 69) | Total Provision for<br>Reinsurance<br>(Cols. 75 + 76 + 77) |
| 3699999. Total Certified - Affiliates   |                                  | XXX  | XXX  | XXX  | XXX  | XXX  | XXX   | XXX   | 0  | 0  |
| CR-1120175 .. Fidelis Underwriting Ltd. ....  |                                  | XXX  | XXX  | XXX  | XXX  | XXX  | XXX   | XXX   | 0  | 0  |
| CR-1460023 .. RenaissanceRe Europe AG .....   |                                  | XXX  | XXX  | XXX  | XXX  | XXX  | XXX   | XXX   | 0  | 0  |
| 4099999. Total Certified - Other Non-U.S. Insurers  |                                  | XXX  | XXX  | XXX  | XXX  | XXX  | XXX   | XXX   | 0  | 0  |
| 4299999. Total Certified Excluding Protected Cells (Sum of 3699999, 3799999, 3899999, 3999999 and 4099999)  |                                  | XXX  | XXX  | XXX  | XXX  | XXX  | XXX   | XXX   | 0  | 0  |
| 4699999. Total Reciprocal Jurisdiction - Affiliates - U.S. Non-Pool   |                                  | 0  | XXX  | XXX  | 0  | 0  | 0   | XXX   | XXX  | 0  |
| 4999999. Total Reciprocal Jurisdiction - Affiliates - Other (Non-U.S.)  |                                  | 0  | XXX  | XXX  | 0  | 0  | 0   | XXX   | XXX  | 0  |
| 5099999. Total Reciprocal Jurisdiction - Affiliates   |                                  | 0  | XXX  | XXX  | 0  | 0  | 0   | XXX   | XXX  | 0  |
| RJ-1120191 .. Convex Insurance UK Limited .....   |                                  | 0  | XXX  | XXX  | 0  | 0  | 0   | XXX   | XXX  | 0  |
| RJ-3191190 .. Hamilton Re Ltd. ....   |                                  | 0  | XXX  | XXX  | 0  | 0  | 0   | XXX   | XXX  | 0  |
| 5499999. Total Reciprocal Jurisdiction - Other Non-U.S. Insurers  |                                  | 0  | XXX  | XXX  | 0  | 0  | 0   | XXX   | XXX  | 0  |
| 5699999. Total Reciprocal Jurisdiction Excluding Protected Cells (Sum of 5099999, 5199999, 5299999, 5399999 and 5499999)                                |                                  | 0  | XXX  | XXX  | 0  | 0  | 0   | XXX   | XXX  | 0  |
| 5799999. Total Authorized, Unauthorized, Reciprocal Jurisdiction and Certified Excluding Protected Cells (Sum of 1499999, 2899999, 4299999 and 5699999) |                                  | 15   | 121  | 0  | 1  | 133  | 134   | 121   | 0  | 255  |
| 5899999. Total Protected Cells (Sum of 1399999, 2799999, 4199999 and 5599999)   |                                  | 0  | 0  | 0  | 0  | 0  | 0   | 0   | 0  | 0  |
| 9999999 Totals  |                                  | 15   | 121  | 0  | 1  | 133  | 134   | 121   | 0  | 255  |

# ANNUAL STATEMENT FOR THE YEAR 2023 OF THE VANLINER INSURANCE COMPANY

## SCHEDULE F - PART 4

Issuing or Confirming Banks for Letters of Credit from Schedule F, Part 3 (\$000 Omitted)

[illegible]

ANNUAL STATEMENT FOR THE YEAR 2023 OF THE VANLINER INSURANCE COMPANY

SCHEDULE F - PART 5

Interrogatories for Schedule F, Part 3 (000 Omitted)

A. Report the five largest provisional commission rates included in the cedant's reinsurance treaties. The commission rate to be reported is by contract with ceded premium in excess of \$50,000:

|    | 1   | 2               | 3             |
|----|---|-----------------|---------------|
|    | Name of Reinsurer                               | Commission Rate | Ceded Premium |
| 1. | Liberty Mutual Insurance Co. ....               | 28.000          | 354           |
| 2. | Hamilton Re Ltd. ....                           | 27.600          | 591           |
| 3. | Accident Fund Insurance Company of America .... | 27.570          | 493           |
| 4. | Allied World Insurance Company ....             | 27.570          | 308           |
| 5. | Aspen American Insurance Co ....                | 27.570          | 185           |

B. Report the five largest reinsurance recoverables reported in Schedule F, Part 3, Column 15, due from any one reinsurer (based on the total recoverables, Schedule F, Part 3,Line 9999999, Column 15), the amount of ceded premium, and indicate whether the recoverables are due from an affiliated insurer.

|     | 1   | 2                  | 3              | 4                |
|-----|---|--------------------|----------------|------------------|
|     | Name of Reinsurer                           | Total Recoverables | Ceded Premiums | Affiliated       |
| 6.  | National Interstate Insurance Company ..... | 326,192            | 180,701        | Yes [ X ] No [ ] |
| 7.  | Hudson Indemnity Ltd .....                  | 121,632            | 48,447         | Yes [ X ] No [ ] |
| 8.  | General Reinsurance Corporation .....       | 17,247             | 9,046          | Yes [ ] No [ X ] |
| 9.  | Hannover Rückversicherung AG .....          | 11,185             | 3,897          | Yes [ ] No [ X ] |
| 10. | Safety National Casualty Corporation .....  | 10,256             | 403            | Yes [ ] No [ X ] |

NOTE: Disclosure of the five largest provisional commission rates should exclude mandatory pools and joint underwriting associations.

SCHEDULE F - PART 6

Restatement of Balance Sheet to Identify Net Credit for Reinsurance

|   | 1<br>As Reported<br>(Net of Ceded) | 2<br>Restatement<br>Adjustments | 3<br>Restated<br>(Gross of Ceded) |
|---|------------------------------------|---------------------------------|-----------------------------------|
| ASSETS (Page 2, Col. 3)   |                                    |                                 |                                   |
| 1. Cash and invested assets (Line 12) .....   | 565,801,792                        | 0                               | 565,801,792                       |
| 2. Premiums and considerations (Line 15) .....  | 120,931,120                        | 0                               | 120,931,120                       |
| 3. Reinsurance recoverable on loss and loss adjustment expense payments (Line 16.1) ..... | 9,551,463                          | (9,551,463)                     | 0                                 |
| 4. Funds held by or deposited with reinsured companies (Line 16.2) .....                  | 1,673,638                          | 0                               | 1,673,638                         |
| 5. Other assets .....   | 24,720,884                         | 0                               | 24,720,884                        |
| 6. Net amount recoverable from reinsurers .....   | 0                                  | 392,204,899                     | 392,204,899                       |
| 7. Protected cell assets (Line 27) .....  | 0                                  | 0                               | 0                                 |
| 8. Totals (Line 28) .....   | 722,678,896                        | 382,653,436                     | 1,105,332,333                     |
| LIABILITIES (Page 3)  |                                    |                                 |                                   |
| 9. Losses and loss adjustment expenses (Lines 1 through 3) .....                          | 236,875,253                        | 423,146,967                     | 660,022,220                       |
| 10. Taxes, expenses, and other obligations (Lines 4 through 8) .....                      | 20,768,081                         | 0                               | 20,768,081                        |
| 11. Unearned premiums (Line 9) .....  | 71,125,669                         | 112,839,641                     | 183,965,310                       |
| 12. Advance premiums (Line 10) .....  | 0                                  | 0                               | 0                                 |
| 13. Dividends declared and unpaid (Line 11.1 and 11.2) .....                              | 0                                  | 0                               | 0                                 |
| 14. Ceded reinsurance premiums payable (net of ceding commissions (Line 12) .....         | 28,546,667                         | (28,546,667)                    | 0                                 |
| 15. Funds held by company under reinsurance treaties (Line 13) .....                      | 124,532,505                        | (124,532,505)                   | 0                                 |
| 16. Amounts withheld or retained by company for account of others (Line 14) .....         | 6,724,788                          | 0                               | 6,724,788                         |
| 17. Provision for reinsurance (Line 16) .....   | 254,000                            | (254,000)                       | 0                                 |
| 18. Other liabilities .....   | 4,934,127                          | 0                               | 4,934,127                         |
| 19. Total liabilities excluding protected cell business (Line 26) .....                   | 493,761,089                        | 382,653,436                     | 876,414,526                       |
| 20. Protected cell liabilities (Line 27) .....  | 0                                  | 0                               | 0                                 |
| 21. Surplus as regards policyholders (Line 37)  | 228,917,807                        | XXX                             | 228,917,807                       |
| 22. Totals (Line 38)  | 722,678,896                        | 382,653,436                     | 1,105,332,333                     |

NOTE: Is the restatement of this exhibit the result of grossing up balances ceded to affiliates under 100 percent reinsurance or pooling arrangements? ..... Yes [        ] No [ X    ]

If yes, give full explanation: .....

ANNUAL STATEMENT FOR THE YEAR 2023 OF THE VANLINER INSURANCE COMPANY

SCHEDULE H - ACCIDENT AND HEALTH EXHIBIT  
PART 1 - ANALYSIS OF UNDERWRITING OPERATIONS

|  | Total       |         | Comprehensive (Hospital and Medical) Individual |        | Comprehensive (Hospital and Medical) Group |        | Medicare Supplement |        | Vision Only |         | Dental Only  |         | Federal Employees Health Benefits Plan |         |
|--|-------------|---------|---|--------|--|--------|---------------------|--------|-------------|---------|--------------|---------|--|---------|
|  | 1<br>Amount | 2<br>%  | 3<br>Amount                                     | 4<br>% | 5<br>Amount                                | 6<br>% | 7<br>Amount         | 8<br>% | 9<br>Amount | 10<br>% | 11<br>Amount | 12<br>% | 13<br>Amount                           | 14<br>% |
| 1. Premiums written .....  | 49,877      | XXX     | 0   | XXX    | 0  | XXX    | 0                   | XXX    | 0           | XXX     | 0            | XXX     | 0                                      | XXX     |
| 2. Premiums earned .....   | 52,334      | XXX     | 0   | XXX    | 0  | XXX    | 0                   | XXX    | 0           | XXX     | 0            | XXX     | 0                                      | XXX     |
| 3. Incurred claims .....   | 113,921     | 217.7   | 0   | 0.0    | 0  | 0.0    | 0                   | 0.0    | 0           | 0.0     | 0            | 0.0     | 0                                      | 0.0     |
| 4. Cost containment expenses .....   | 7,942       | 15.2    | 0   | 0.0    | 0  | 0.0    | 0                   | 0.0    | 0           | 0.0     | 0            | 0.0     | 0                                      | 0.0     |
| 5. Incurred claims and cost containment expenses<br>(Lines 3 and 4) .....    | 121,863     | 232.9   | 0   | 0.0    | 0  | 0.0    | 0                   | 0.0    | 0           | 0.0     | 0            | 0.0     | 0                                      | 0.0     |
| 6. Increase in contract reserves .....                                       | 0           | 0.0     | 0   | 0.0    | 0  | 0.0    | 0                   | 0.0    | 0           | 0.0     | 0            | 0.0     | 0                                      | 0.0     |
| 7. Commissions (a) .....   | 16,536      | 31.6    | 0   | 0.0    | 0  | 0.0    | 0                   | 0.0    | 0           | 0.0     | 0            | 0.0     | 0                                      | 0.0     |
| 8. Other general insurance expenses .....                                    | 8,269       | 15.8    | 0   | 0.0    | 0  | 0.0    | 0                   | 0.0    | 0           | 0.0     | 0            | 0.0     | 0                                      | 0.0     |
| 9. Taxes, licenses and fees .....  | 50          | 0.1     | 0   | 0.0    | 0  | 0.0    | 0                   | 0.0    | 0           | 0.0     | 0            | 0.0     | 0                                      | 0.0     |
| 10. Total other expenses incurred .....                                      | 24,854      | 47.5    | 0   | 0.0    | 0  | 0.0    | 0                   | 0.0    | 0           | 0.0     | 0            | 0.0     | 0                                      | 0.0     |
| 11. Aggregate write-ins for deductions .....                                 | 0           | 0.0     | 0   | 0.0    | 0  | 0.0    | 0                   | 0.0    | 0           | 0.0     | 0            | 0.0     | 0                                      | 0.0     |
| 12. Gain from underwriting before dividends or refunds .                     | (94,383)    | (180.3) | 0   | 0.0    | 0  | 0.0    | 0                   | 0.0    | 0           | 0.0     | 0            | 0.0     | 0                                      | 0.0     |
| 13. Dividends or refunds .....   | 0           | 0.0     | 0   | 0.0    | 0  | 0.0    | 0                   | 0.0    | 0           | 0.0     | 0            | 0.0     | 0                                      | 0.0     |
| 14. Gain from underwriting after dividends or refunds                        | (94,383)    | (180.3) | 0   | 0.0    | 0  | 0.0    | 0                   | 0.0    | 0           | 0.0     | 0            | 0.0     | 0                                      | 0.0     |
| DETAILS OF WRITE-INS   |             |         |   |        |  |        |                     |        |             |         |              |         |  |         |
| 1101. ....   |             |         |   |        |  |        |                     |        |             |         |              |         |  |         |
| 1102. ....   |             |         |   |        |  |        |                     |        |             |         |              |         |  |         |
| 1103. ....   |             |         |   |        |  |        |                     |        |             |         |              |         |  |         |
| 1198. Summary of remaining write-ins for Line 11 from<br>overflow page ..... | 0           | 0.0     | 0   | 0.0    | 0  | 0.0    | 0                   | 0.0    | 0           | 0.0     | 0            | 0.0     | 0                                      | 0.0     |
| 1199. Totals (Lines 1101 thru 1103 plus 1198)(Line 11<br>above)              | 0           | 0.0     | 0   | 0.0    | 0  | 0.0    | 0                   | 0.0    | 0           | 0.0     | 0            | 0.0     | 0                                      | 0.0     |

|  | Medicare Title XVIII |         | Medicaid Title XIX |         | Credit A&H   |         | Disability Income |         | Long-Term Care |         | Other Health |         |
|--|----------------------|---------|--------------------|---------|--------------|---------|-------------------|---------|----------------|---------|--------------|---------|
|  | 15<br>Amount         | 16<br>% | 17<br>Amount       | 18<br>% | 19<br>Amount | 20<br>% | 21<br>Amount      | 22<br>% | 23<br>Amount   | 24<br>% | 25<br>Amount | 26<br>% |
| 1. Premiums written .....  | 0                    | XXX     | 0                  | XXX     | 0            | XXX     | 0                 | XXX     | 0              | XXX     | 49,877       | XXX     |
| 2. Premiums earned .....   | 0                    | XXX     | 0                  | XXX     | 0            | XXX     | 0                 | XXX     | 0              | XXX     | 52,334       | XXX     |
| 3. Incurred claims .....   | 0                    | 0.0     | 0                  | 0.0     | 0            | 0.0     | 0                 | 0.0     | 0              | 0.0     | 113,921      | 217.7   |
| 4. Cost containment expenses .....   | 0                    | 0.0     | 0                  | 0.0     | 0            | 0.0     | 0                 | 0.0     | 0              | 0.0     | 7,942        | 15.2    |
| 5. Incurred claims and cost containment expenses<br>(Lines 3 and 4) .....    | 0                    | 0.0     | 0                  | 0.0     | 0            | 0.0     | 0                 | 0.0     | 0              | 0.0     | 121,863      | 232.9   |
| 6. Increase in contract reserves .....                                       | 0                    | 0.0     | 0                  | 0.0     | 0            | 0.0     | 0                 | 0.0     | 0              | 0.0     | 0            | 0.0     |
| 7. Commissions (a) .....   | 0                    | 0.0     | 0                  | 0.0     | 0            | 0.0     | 0                 | 0.0     | 0              | 0.0     | 16,536       | 31.6    |
| 8. Other general insurance expenses .....                                    | 0                    | 0.0     | 0                  | 0.0     | 0            | 0.0     | 0                 | 0.0     | 0              | 0.0     | 8,269        | 15.8    |
| 9. Taxes, licenses and fees .....  | 0                    | 0.0     | 0                  | 0.0     | 0            | 0.0     | 0                 | 0.0     | 0              | 0.0     | 50           | 0.1     |
| 10. Total other expenses incurred .....                                      | 0                    | 0.0     | 0                  | 0.0     | 0            | 0.0     | 0                 | 0.0     | 0              | 0.0     | 24,854       | 47.5    |
| 11. Aggregate write-ins for deductions .....                                 | 0                    | 0.0     | 0                  | 0.0     | 0            | 0.0     | 0                 | 0.0     | 0              | 0.0     | 0            | 0.0     |
| 12. Gain from underwriting before dividends or refunds .                     | 0                    | 0.0     | 0                  | 0.0     | 0            | 0.0     | 0                 | 0.0     | 0              | 0.0     | (94,383)     | (180.3) |
| 13. Dividends or refunds .....   | 0                    | 0.0     | 0                  | 0.0     | 0            | 0.0     | 0                 | 0.0     | 0              | 0.0     | 0            | 0.0     |
| 14. Gain from underwriting after dividends or refunds                        | 0                    | 0.0     | 0                  | 0.0     | 0            | 0.0     | 0                 | 0.0     | 0              | 0.0     | (94,383)     | (180.3) |
| DETAILS OF WRITE-INS   |                      |         |                    |         |              |         |                   |         |                |         |              |         |
| 1101. ....   |                      |         |                    |         |              |         |                   |         |                |         |              |         |
| 1102. ....   |                      |         |                    |         |              |         |                   |         |                |         |              |         |
| 1103. ....   |                      |         |                    |         |              |         |                   |         |                |         |              |         |
| 1198. Summary of remaining write-ins for Line 11 from<br>overflow page ..... | 0                    | 0.0     | 0                  | 0.0     | 0            | 0.0     | 0                 | 0.0     | 0              | 0.0     | 0            | 0.0     |
| 1199. Totals (Lines 1101 thru 1103 plus 1198)(Line 11<br>above)              | 0                    | 0.0     | 0                  | 0.0     | 0            | 0.0     | 0                 | 0.0     | 0              | 0.0     | 0            | 0.0     |

(a) Includes \$ 0 reported as "Contract, membership and other fees retained by agents."

ANNUAL STATEMENT FOR THE YEAR 2023 OF THE VANLINER INSURANCE COMPANY

**SCHEDULE H - ACCIDENT AND HEALTH EXHIBIT (Continued)**

**PART 2. - RESERVES AND LIABILITIES**

|   | 1       | 2  | 3   | 4                      | 5           | 6           | 7   | 8                       | 9                     | 10         | 11                   | 12                | 13           |
|---|---------|--|---|------------------------|-------------|-------------|---|-------------------------|-----------------------|------------|----------------------|-------------------|--------------|
|   | Total   | Comprehensive<br>(Hospital and<br>Medical)<br>Individual | Comprehensive<br>(Hospital and<br>Medical)<br>Group | Medicare<br>Supplement | Vision Only | Dental Only | Federal<br>Employees<br>Health Benefits<br>Plan | Medicare<br>Title XVIII | Medicaid<br>Title XIX | Credit A&H | Disability<br>Income | Long-Term<br>Care | Other Health |
| A. Premium Reserves:                            |         |  |   |                        |             |             |   |                         |                       |            |                      |                   |              |
| 1. Unearned premiums .....                      | 26,989  | 0  | 0   | 0                      | 0           | 0           | 0   | 0                       | 0                     | 0          | 0                    | 0                 | 26,989       |
| 2. Advance premiums .....                       | 0       | 0  | 0   | 0                      | 0           | 0           | 0   | 0                       | 0                     | 0          | 0                    | 0                 | 0            |
| 3. Reserve for rate credits .....               | 0       | 0  | 0   | 0                      | 0           | 0           | 0   | 0                       | 0                     | 0          | 0                    | 0                 | 0            |
| 4. Total premium reserves, current year .....   | 26,989  | 0  | 0   | 0                      | 0           | 0           | 0   | 0                       | 0                     | 0          | 0                    | 0                 | 26,989       |
| 5. Total premium reserves, prior year .....     | 29,446  | 0  | 0   | 0                      | 0           | 0           | 0   | 0                       | 0                     | 0          | 0                    | 0                 | 29,446       |
| 6. Increase in total premium reserves .....     | (2,457) | 0  | 0   | 0                      | 0           | 0           | 0   | 0                       | 0                     | 0          | 0                    | 0                 | (2,457)      |
| B. Contract Reserves:                           |         |  |   |                        |             |             |   |                         |                       |            |                      |                   |              |
| 1. Additional reserves (a) .....                | 0       | 0  | 0   | 0                      | 0           | 0           | 0   | 0                       | 0                     | 0          | 0                    | 0                 | 0            |
| 2. Reserve for future contingent benefits ..... | 0       | 0  | 0   | 0                      | 0           | 0           | 0   | 0                       | 0                     | 0          | 0                    | 0                 | 0            |
| 3. Total contract reserves, current year .....  | 0       | 0  | 0   | 0                      | 0           | 0           | 0   | 0                       | 0                     | 0          | 0                    | 0                 | 0            |
| 4. Total contract reserves, prior year .....    | 0       | 0  | 0   | 0                      | 0           | 0           | 0   | 0                       | 0                     | 0          | 0                    | 0                 | 0            |
| 5. Increase in contract reserves .....          | 0       | 0  | 0   | 0                      | 0           | 0           | 0   | 0                       | 0                     | 0          | 0                    | 0                 | 0            |
| C. Claim Reserves and Liabilities:              |         |  |   |                        |             |             |   |                         |                       |            |                      |                   |              |
| 1. Total current year .....                     | 251,910 | 0  | 0   | 0                      | 0           | 0           | 0   | 0                       | 0                     | 0          | 0                    | 0                 | 251,910      |
| 2. Total prior year .....                       | 215,930 | 0  | 0   | 0                      | 0           | 0           | 0   | 0                       | 0                     | 0          | 0                    | 0                 | 215,930      |
| 3. Increase .....                               | 35,980  | 0  | 0   | 0                      | 0           | 0           | 0   | 0                       | 0                     | 0          | 0                    | 0                 | 35,980       |

**PART 3. - TEST OF PRIOR YEAR'S CLAIM RESERVES AND LIABILITIES**

|   | 1       | 2  | 3   | 4                      | 5           | 6           | 7   | 8                       | 9                     | 10         | 11                   | 12                | 13           |
|---|---------|--|---|------------------------|-------------|-------------|---|-------------------------|-----------------------|------------|----------------------|-------------------|--------------|
|   | Total   | Comprehensive<br>(Hospital and<br>Medical)<br>Individual | Comprehensive<br>(Hospital and<br>Medical)<br>Group | Medicare<br>Supplement | Vision Only | Dental Only | Federal<br>Employees<br>Health Benefits<br>Plan | Medicare<br>Title XVIII | Medicaid<br>Title XIX | Credit A&H | Disability<br>Income | Long-Term<br>Care | Other Health |
| 1. Claims paid during the year:                                   |         |  |   |                        |             |             |   |                         |                       |            |                      |                   |              |
| 1.1 On claims incurred prior to current year .....                | 77,763  | 0  | 0   | 0                      | 0           | 0           | 0   | 0                       | 0                     | 0          | 0                    | 0                 | 77,763       |
| 1.2 On claims incurred during current year .....                  | 178     | 0  | 0   | 0                      | 0           | 0           | 0   | 0                       | 0                     | 0          | 0                    | 0                 | 178          |
| 2. Claim reserves and liabilities, December 31, current year:     |         |  |   |                        |             |             |   |                         |                       |            |                      |                   |              |
| 2.1 On claims incurred prior to current year .....                | 232,401 | 0  | 0   | 0                      | 0           | 0           | 0   | 0                       | 0                     | 0          | 0                    | 0                 | 232,401      |
| 2.2 On claims incurred during current year .....                  | 19,509  | 0  | 0   | 0                      | 0           | 0           | 0   | 0                       | 0                     | 0          | 0                    | 0                 | 19,509       |
| 3. Test:  |         |  |   |                        |             |             |   |                         |                       |            |                      |                   |              |
| 3.1 Lines 1.1 and 2.1 .....                                       | 310,164 | 0  | 0   | 0                      | 0           | 0           | 0   | 0                       | 0                     | 0          | 0                    | 0                 | 310,164      |
| 3.2 Claim reserves and liabilities, December 31, prior year ..... | 215,930 | 0  | 0   | 0                      | 0           | 0           | 0   | 0                       | 0                     | 0          | 0                    | 0                 | 215,930      |
| 3.3 Line 3.1 minus Line 3.2 .....                                 | 94,234  | 0  | 0   | 0                      | 0           | 0           | 0   | 0                       | 0                     | 0          | 0                    | 0                 | 94,234       |

**PART 4. - REINSURANCE**

|                           | 1       | 2  | 3   | 4                      | 5           | 6           | 7   | 8                       | 9                     | 10         | 11                   | 12                | 13           |
|---------------------------|---------|--|---|------------------------|-------------|-------------|---|-------------------------|-----------------------|------------|----------------------|-------------------|--------------|
|                           | Total   | Comprehensive<br>(Hospital and<br>Medical)<br>Individual | Comprehensive<br>(Hospital and<br>Medical)<br>Group | Medicare<br>Supplement | Vision Only | Dental Only | Federal<br>Employees<br>Health Benefits<br>Plan | Medicare<br>Title XVIII | Medicaid<br>Title XIX | Credit A&H | Disability<br>Income | Long-Term<br>Care | Other Health |
| A. Reinsurance Assumed:   |         |  |   |                        |             |             |   |                         |                       |            |                      |                   |              |
| 1. Premiums written ..... | 238,325 | 0  | 0   | 0                      | 0           | 0           | 0   | 0                       | 0                     | 0          | 0                    | 0                 | 238,325      |
| 2. Premiums earned .....  | 214,184 | 0  | 0   | 0                      | 0           | 0           | 0   | 0                       | 0                     | 0          | 0                    | 0                 | 214,184      |
| 3. Incurred claims .....  | 177,325 | 0  | 0   | 0                      | 0           | 0           | 0   | 0                       | 0                     | 0          | 0                    | 0                 | 177,325      |
| 4. Commissions .....      | 16,536  | 0  | 0   | 0                      | 0           | 0           | 0   | 0                       | 0                     | 0          | 0                    | 0                 | 16,536       |
| B. Reinsurance Ceded:     |         |  |   |                        |             |             |   |                         |                       |            |                      |                   |              |
| 1. Premiums written ..... | 188,448 | 0  | 0   | 0                      | 0           | 0           | 0   | 0                       | 0                     | 0          | 0                    | 0                 | 188,448      |
| 2. Premiums earned .....  | 161,849 | 0  | 0   | 0                      | 0           | 0           | 0   | 0                       | 0                     | 0          | 0                    | 0                 | 161,849      |
| 3. Incurred claims .....  | 63,404  | 0  | 0   | 0                      | 0           | 0           | 0   | 0                       | 0                     | 0          | 0                    | 0                 | 63,404       |
| 4. Commissions .....      | 0       | 0  | 0   | 0                      | 0           | 0           | 0   | 0                       | 0                     | 0          | 0                    | 0                 | 0            |

(a) Includes \$ 0 premium deficiency reserve.



ANNUAL STATEMENT FOR THE YEAR 2023 OF THE VANLINER INSURANCE COMPANY

SCHEDULE H - PART 5 - HEALTH CLAIMS

|  | 1  | 2   | 3                      | 4           | 5           | 6   | 7                       | 8                     | 9          | 10                   | 11                | 12           | 13      |
|--|--|---|------------------------|-------------|-------------|---|-------------------------|-----------------------|------------|----------------------|-------------------|--------------|---------|
|  | Comprehensive<br>(Hospital and<br>Medical)<br>Individual | Comprehensive<br>(Hospital and<br>Medical)<br>Group | Medicare<br>Supplement | Vision Only | Dental Only | Federal<br>Employees<br>Health Benefits<br>Plan | Medicare<br>Title XVIII | Medicaid<br>Title XIX | Credit A&H | Disability<br>Income | Long-Term<br>Care | Other Health | Total   |
| A. Direct:   |  |   |                        |             |             |   |                         |                       |            |                      |                   |              |         |
| 1. Incurred claims .....                               | 0  | 0   | 0                      | 0           | 0           | 0   | 0                       | 0                     | 0          | 0                    | 0                 | 0            | 0       |
| 2. Beginning claim reserves and liabilities .....      | 0  | 0   | 0                      | 0           | 0           | 0   | 0                       | 0                     | 0          | 0                    | 0                 | 0            | 0       |
| 3. Ending claim reserves and liabilities .....         | 0  | 0   | 0                      | 0           | 0           | 0   | 0                       | 0                     | 0          | 0                    | 0                 | 0            | 0       |
| 4. Claims paid .....                                   | 0  | 0   | 0                      | 0           | 0           | 0   | 0                       | 0                     | 0          | 0                    | 0                 | 0            | 0       |
| B. Assumed Reinsurance:                                |  |   |                        |             |             |   |                         |                       |            |                      |                   |              |         |
| 1. Incurred claims .....                               | 0  | 0   | 0                      | 0           | 0           | 0   | 0                       | 0                     | 0          | 0                    | 0                 | 177,325      | 177,325 |
| 2. Beginning claim reserves and liabilities .....      | 0  | 0   | 0                      | 0           | 0           | 0   | 0                       | 0                     | 0          | 0                    | 0                 | 246,261      | 246,261 |
| 3. Ending claim reserves and liabilities .....         | 0  | 0   | 0                      | 0           | 0           | 0   | 0                       | 0                     | 0          | 0                    | 0                 | 342,714      | 342,714 |
| 4. Claims paid .....                                   | 0  | 0   | 0                      | 0           | 0           | 0   | 0                       | 0                     | 0          | 0                    | 0                 | 80,872       | 80,873  |
| C. Ceded Reinsurance:                                  |  |   |                        |             |             |   |                         |                       |            |                      |                   |              |         |
| 1. Incurred claims .....                               | 0  | 0   | 0                      | 0           | 0           | 0   | 0                       | 0                     | 0          | 0                    | 0                 | 63,404       | 63,404  |
| 2. Beginning claim reserves and liabilities .....      | 0  | 0   | 0                      | 0           | 0           | 0   | 0                       | 0                     | 0          | 0                    | 0                 | 30,331       | 30,331  |
| 3. Ending claim reserves and liabilities .....         | 0  | 0   | 0                      | 0           | 0           | 0   | 0                       | 0                     | 0          | 0                    | 0                 | 90,804       | 90,804  |
| 4. Claims paid .....                                   | 0  | 0   | 0                      | 0           | 0           | 0   | 0                       | 0                     | 0          | 0                    | 0                 | 2,931        | 2,931   |
| D. Net:  |  |   |                        |             |             |   |                         |                       |            |                      |                   |              |         |
| 1. Incurred claims .....                               | 0  | 0   | 0                      | 0           | 0           | 0   | 0                       | 0                     | 0          | 0                    | 0                 | 113,921      | 113,921 |
| 2. Beginning claim reserves and liabilities .....      | 0  | 0   | 0                      | 0           | 0           | 0   | 0                       | 0                     | 0          | 0                    | 0                 | 215,930      | 215,930 |
| 3. Ending claim reserves and liabilities .....         | 0  | 0   | 0                      | 0           | 0           | 0   | 0                       | 0                     | 0          | 0                    | 0                 | 251,910      | 251,910 |
| 4. Claims paid .....                                   | 0  | 0   | 0                      | 0           | 0           | 0   | 0                       | 0                     | 0          | 0                    | 0                 | 77,941       | 77,942  |
| E. Net Incurred Claims and Cost Containment Expenses:  |  |   |                        |             |             |   |                         |                       |            |                      |                   |              |         |
| 1. Incurred claims and cost containment expenses ..... | 0  | 0   | 0                      | 0           | 0           | 0   | 0                       | 0                     | 0          | 0                    | 0                 | 121,863      | 121,863 |
| 2. Beginning reserves and liabilities .....            | 0  | 0   | 0                      | 0           | 0           | 0   | 0                       | 0                     | 0          | 0                    | 0                 | 248,926      | 248,926 |
| 3. Ending reserves and liabilities .....               | 0  | 0   | 0                      | 0           | 0           | 0   | 0                       | 0                     | 0          | 0                    | 0                 | 288,189      | 288,189 |
| 4. Paid claims and cost containment expenses           | 0  | 0   | 0                      | 0           | 0           | 0   | 0                       | 0                     | 0          | 0                    | 0                 | 82,601       | 82,601  |

ANNUAL STATEMENT FOR THE YEAR 2023 OF THE VANLINER INSURANCE COMPANY

SCHEDULE P - PART 1A - HOMEOWNERS/FARMOWNERS

(\$000 OMITTED)

| Years in Which<br>Premiums Were<br>Earned and<br>Losses Were<br>Incurred | Premiums Earned                |                |                      | Loss and Loss Expense Payments |       |  |       |                                 |       |  |  | 12   |
|--|--------------------------------|----------------|----------------------|--------------------------------|-------|--|-------|---------------------------------|-------|--|--|--|
|  | 1<br><br>Direct and<br>Assumed | 2<br><br>Ceded | 3<br><br>Net (1 - 2) | Loss Payments                  |       | Defense and Cost<br>Containment Payments |       | Adjusting and Other<br>Payments |       | 10<br><br>Salvage and<br>Subrogation<br>Received | 11<br><br>Total Net<br>Paid Cols<br>(4 - 5 + 6 - 7<br>+ 8 - 9) | Number of<br>Claims<br>Reported<br>Direct and<br>Assumed |
|  |                                |                |                      | 4                              | 5     | 6  | 7     | 8                               | 9     |  |  |  |
|  |                                |                |                      | Direct and<br>Assumed          | Ceded | Direct and<br>Assumed                    | Ceded | Direct and<br>Assumed           | Ceded |  |  |  |
| 1. Prior.....  | XXX                            | XXX            | XXX                  |                                |       |  |       |                                 |       |  |  | XXX  |
| 2. 2014.....   |                                |                |                      |                                |       |  |       |                                 |       |  |  |  |
| 3. 2015.....   |                                |                |                      |                                |       |  |       |                                 |       |  |  |  |
| 4. 2016.....   |                                |                |                      |                                |       |  |       |                                 |       |  |  |  |
| 5. 2017.....   |                                |                |                      |                                |       |  |       |                                 |       |  |  |  |
| 6. 2018.....   |                                |                |                      |                                |       |  |       |                                 |       |  |  |  |
| 7. 2019.....   |                                |                |                      |                                |       |  |       |                                 |       |  |  |  |
| 8. 2020.....   |                                |                |                      |                                |       |  |       |                                 |       |  |  |  |
| 9. 2021.....   |                                |                |                      |                                |       |  |       |                                 |       |  |  |  |
| 10. 2022.....  |                                |                |                      |                                |       |  |       |                                 |       |  |  |  |
| 11. 2023.....  |                                |                |                      |                                |       |  |       |                                 |       |  |  |  |
| 12. Totals   | XXX                            | XXX            | XXX                  |                                |       |  |       |                                 |       |  |  | XXX  |

NONE

|               | Losses Unpaid      |       |                    |       | Defense and Cost Containment Unpaid |       |                    |       | Adjusting and Other Unpaid |       | 23<br><br>Salvage and Subrogation Anticipated | 24<br><br>Total Net Losses and Expenses Unpaid | 25<br><br>Number of Claims Outstanding Direct and Assumed |
|---------------|--------------------|-------|--------------------|-------|-------------------------------------|-------|--------------------|-------|----------------------------|-------|---|--|---|
|               | Case Basis         |       | Bulk + IBNR        |       | Case Basis                          |       | Bulk + IBNR        |       | Adjusting and Other Unpaid |       |   |  |   |
|               | 13                 | 14    | 15                 | 16    | 17                                  | 18    | 19                 | 20    | 21                         | 22    |   |  |   |
|               | Direct and Assumed | Ceded | Direct and Assumed | Ceded | Direct and Assumed                  | Ceded | Direct and Assumed | Ceded | Direct and Assumed         | Ceded |   |  |   |
| 1. Prior..... |                    |       |                    |       |                                     |       |                    |       |                            |       |   |  |   |
| 2. 2014.....  |                    |       |                    |       |                                     |       |                    |       |                            |       |   |  |   |
| 3. 2015.....  |                    |       |                    |       |                                     |       |                    |       |                            |       |   |  |   |
| 4. 2016.....  |                    |       |                    |       |                                     |       |                    |       |                            |       |   |  |   |
| 5. 2017.....  |                    |       |                    |       |                                     |       |                    |       |                            |       |   |  |   |
| 6. 2018.....  |                    |       |                    |       |                                     |       |                    |       |                            |       |   |  |   |
| 7. 2019.....  |                    |       |                    |       |                                     |       |                    |       |                            |       |   |  |   |
| 8. 2020.....  |                    |       |                    |       |                                     |       |                    |       |                            |       |   |  |   |
| 9. 2021.....  |                    |       |                    |       |                                     |       |                    |       |                            |       |   |  |   |
| 10. 2022..... |                    |       |                    |       |                                     |       |                    |       |                            |       |   |  |   |
| 11. 2023..... |                    |       |                    |       |                                     |       |                    |       |                            |       |   |  |   |
| 12. Totals    |                    |       |                    |       |                                     |       |                    |       |                            |       |   |  |   |

NONE

|               | Total Losses and Loss Expenses Incurred |       |     | Loss and Loss Expense Percentage (Incurred /Premiums Earned) |       |     | Nontabular Discount |              | 34<br>Inter-Company Pooling Participation Percentage | Net Balance Sheet Reserves After Discount |                      |
|---------------|---|-------|-----|--|-------|-----|---------------------|--------------|--|---|----------------------|
|               | 26                                      | 27    | 28  | 29   | 30    | 31  | 32                  | 33           |  | 35  | 36                   |
|               | Direct and Assumed                      | Ceded | Net | Direct and Assumed   | Ceded | Net | Loss                | Loss Expense |  | Losses Unpaid                             | Loss Expenses Unpaid |
|               |   |       |     |  |       |     |                     |              |  |   |                      |
| 1. Prior..... | XXX                                     | XXX   | XXX | XXX  | XXX   | XXX |                     |              | XXX  |   |                      |
| 2. 2014.....  |   |       |     |  |       |     |                     |              |  |   |                      |
| 3. 2015.....  |   |       |     |  |       |     |                     |              |  |   |                      |
| 4. 2016.....  |   |       |     |  |       |     |                     |              |  |   |                      |
| 5. 2017.....  |   |       |     |  |       |     |                     |              |  |   |                      |
| 6. 2018.....  |   |       |     |  |       |     |                     |              |  |   |                      |
| 7. 2019.....  |   |       |     |  |       |     |                     |              |  |   |                      |
| 8. 2020.....  |   |       |     |  |       |     |                     |              |  |   |                      |
| 9. 2021.....  |   |       |     |  |       |     |                     |              |  |   |                      |
| 10. 2022..... |   |       |     |  |       |     |                     |              |  |   |                      |
| 11. 2023..... |   |       |     |  |       |     |                     |              |  |   |                      |
| 12. Totals    | XXX                                     | XXX   | XXX | XXX  | XXX   | XXX |                     |              | XXX  |   |                      |

NONE

ANNUAL STATEMENT FOR THE YEAR 2023 OF THE VANLINER INSURANCE COMPANY  
**SCHEDULE P - PART 1B - PRIVATE PASSENGER AUTO LIABILITY/MEDICAL**  
(\$000 OMITTED)

| Years in Which<br>Premiums Were<br>Earned and<br>Losses Were<br>Incurred | Premiums Earned                |                |                      | Loss and Loss Expense Payments |                |  |                |                                 |                |  |  | 12   |
|--|--------------------------------|----------------|----------------------|--------------------------------|----------------|--|----------------|---------------------------------|----------------|--|--|--|
|  | 1<br><br>Direct and<br>Assumed | 2<br><br>Ceded | 3<br><br>Net (1 - 2) | Loss Payments                  |                | Defense and Cost<br>Containment Payments |                | Adjusting and Other<br>Payments |                | 10<br><br>Salvage and<br>Subrogation<br>Received | 11<br><br>Total Net<br>Paid Cols<br>(4 - 5 + 6 - 7<br>+ 8 - 9) | Number of<br>Claims<br>Reported<br>Direct and<br>Assumed |
|  |                                |                |                      | 4<br><br>Direct and<br>Assumed | 5<br><br>Ceded | 6<br><br>Direct and<br>Assumed           | 7<br><br>Ceded | 8<br><br>Direct and<br>Assumed  | 9<br><br>Ceded |  |  |  |
|  |                                |                |                      |                                |                |  |                |                                 |                |  |  |  |
| 1. Prior.....  | XXX.....                       | XXX.....       | XXX.....             | 0                              | 0              | 0  | 0              | 0                               | 0              | 0  | 0  | XXX.....   |
| 2. 2014.....   | 1,282.....                     | 0              | 1,282                | 804                            | 27             | 25                                       | 0              | 26                              | 0              | 4  | 828  | 150  |
| 3. 2015.....   | 1,242.....                     | 0              | 1,242                | 1,136                          | 35             | 124                                      | 41             | 30                              | 0              | 9  | 1,214  | 172  |
| 4. 2016.....   | 1,218.....                     | 0              | 1,218                | 1,092                          | 150            | 46                                       | 7              | 32                              | 0              | 8  | 1,014  | 178  |
| 5. 2017.....   | 1,119.....                     | 99             | 1,020                | 837                            | 104            | 90                                       | 28             | 16                              | 0              | 5  | 811  | 117  |
| 6. 2018.....   | 247.....                       | 22             | 225                  | 36                             | 0              | 3  | 0              | 2                               | 0              | 4  | 41   | 17   |
| 7. 2019.....   | 0                              | 1              | (1)                  | 0                              | 0              | 0  | 0              | 0                               | 0              | 0  | 0  | 0  |
| 8. 2020.....   | 0                              | 0              | 0                    | 0                              | 0              | 0  | 0              | 0                               | 0              | 0  | 0  | 0  |
| 9. 2021.....   | 0                              | 0              | 0                    | 0                              | 0              | 0  | 0              | 0                               | 0              | 0  | 0  | 0  |
| 10. 2022.....  | 0                              | 0              | 0                    | 0                              | 0              | 0  | 0              | 0                               | 0              | 0  | 0  | 0  |
| 11. 2023   | 0                              | 0              | 0                    | 0                              | 0              | 0  | 0              | 0                               | 0              | 0  | 0  | 0  |
| 12. Totals   | XXX                            | XXX            | XXX                  | 3,905                          | 316            | 288                                      | 75             | 107                             | 0              | 30   | 3,908  | xxx  |

|               | Losses Unpaid      |       |                    |       | Defense and Cost Containment Unpaid |       |                    |       | Adjusting and Other Unpaid |       | 23 | 24 | 25 |
|---------------|--------------------|-------|--------------------|-------|-------------------------------------|-------|--------------------|-------|----------------------------|-------|----|----|----|
|               | Case Basis         |       | Bulk + IBNR        |       | Case Basis                          |       | Bulk + IBNR        |       |                            |       |    |    |    |
|               | 13                 | 14    | 15                 | 16    | 17                                  | 18    | 19                 | 20    | 21                         | 22    |    |    |    |
|               | Direct and Assumed | Ceded | Direct and Assumed | Ceded | Direct and Assumed                  | Ceded | Direct and Assumed | Ceded | Direct and Assumed         | Ceded |    |    |    |
| 1. Prior..... | 0                  | 0     | 16                 | 9     | 0                                   | 0     | 4                  | 0     | 1                          | 0     | 0  | 12 | 1  |
| 2. 2014.....  | 0                  | 0     | 5                  | 3     | 0                                   | 0     | 2                  | 0     | 1                          | 0     | 0  | 4  | 0  |
| 3. 2015.....  | 0                  | 0     | 16                 | 5     | 0                                   | 0     | 2                  | 0     | 1                          | 0     | 0  | 14 | 0  |
| 4. 2016.....  | 0                  | 0     | 9                  | 3     | 0                                   | 0     | 1                  | 0     | 4                          | 0     | 0  | 11 | 0  |
| 5. 2017.....  | 0                  | 0     | 6                  | 5     | 0                                   | 0     | 3                  | 0     | 0                          | 0     | 0  | 4  | 0  |
| 6. 2018.....  | 0                  | 0     | 7                  | 4     | 0                                   | 0     | 2                  | 0     | 0                          | 0     | 0  | 5  | 0  |
| 7. 2019.....  | 0                  | 0     | 0                  | 0     | 0                                   | 0     | 0                  | 0     | 0                          | 0     | 0  | 0  | 0  |
| 8. 2020.....  | 0                  | 0     | 0                  | 0     | 0                                   | 0     | 0                  | 0     | 0                          | 0     | 0  | 0  | 0  |
| 9. 2021.....  | 0                  | 0     | 0                  | 0     | 0                                   | 0     | 0                  | 0     | 0                          | 0     | 0  | 0  | 0  |
| 10. 2022..... | 0                  | 0     | 0                  | 0     | 0                                   | 0     | 0                  | 0     | 0                          | 0     | 0  | 0  | 0  |
| 11. 2023      | 0                  | 0     | 0                  | 0     | 0                                   | 0     | 0                  | 0     | 0                          | 0     | 0  | 0  | 0  |
| 12. Totals    | 0                  | 0     | 58                 | 28    | 0                                   | 0     | 14                 | 1     | 7                          | 0     | 0  | 50 | 1  |

|                 | Total<br>Losses and Loss Expenses Incurred |          |            | Loss and Loss Expense Percentage<br>(Incurred /Premiums Earned) |            |           | Nontabular Discount |                 | 34  | Net Balance Sheet<br>Reserves After Discount |                            |
|-----------------|--|----------|------------|---|------------|-----------|---------------------|-----------------|---|--|----------------------------|
|                 | 26   | 27       | 28         | 29  | 30         | 31        | 32                  | 33              | Inter-<br>Company<br>Pooling<br>Participation<br>Percentage | 35   | 36                         |
|                 | Direct<br>and<br>Assumed                   | Ceded    | Net        | Direct<br>and<br>Assumed  | Ceded      | Net       | Loss                | Loss<br>Expense |   | Losses<br>Unpaid                             | Loss<br>Expenses<br>Unpaid |
| 1. Prior.....   | XXX.....                                   | XXX..... | XXX.....   | XXX.....  | XXX.....   | XXX.....  | 0.....              | 0.....          | XXX.....  | 7.....                                       | 5.....                     |
| 2. 2014.....    | 863.....                                   | 31.....  | 832.....   | 67.3.....   | 0.0.....   | 64.9..... | 0.....              | 0.....          | 0.3.....  | 2.....                                       | 2.....                     |
| 3. 2015.....    | 1,309.....                                 | 81.....  | 1,228..... | 105.4.....  | 0.0.....   | 98.9..... | 0.....              | 0.....          | 0.3.....  | 11.....                                      | 3.....                     |
| 4. 2016.....    | 1,184.....                                 | 160..... | 1,025..... | 97.2.....   | 0.0.....   | 84.1..... | 0.....              | 0.....          | 0.3.....  | 6.....                                       | 5.....                     |
| 5. 2017.....    | 952.....                                   | 137..... | 815.....   | 85.1.....   | 138.3..... | 79.9..... | 0.....              | 0.....          | 0.3.....  | 1.....                                       | 3.....                     |
| 6. 2018.....    | 50.....                                    | 4.....   | 46.....    | 20.3.....   | 18.3.....  | 20.5..... | 0.....              | 0.....          | 0.3.....  | 3.....                                       | 2.....                     |
| 7. 2019.....    | 0.....                                     | 0.....   | 0.....     | 0.0.....  | 0.0.....   | 0.0.....  | 0.....              | 0.....          | 0.3.....  | 0.....                                       | 0.....                     |
| 8. 2020.....    | 0.....                                     | 0.....   | 0.....     | 0.0.....  | 0.0.....   | 0.0.....  | 0.....              | 0.....          | 0.3.....  | 0.....                                       | 0.....                     |
| 9. 2021.....    | 0.....                                     | 0.....   | 0.....     | 0.0.....  | 0.0.....   | 0.0.....  | 0.....              | 0.....          | 0.3.....  | 0.....                                       | 0.....                     |
| 10. 2022.....   | 0.....                                     | 0.....   | 0.....     | 0.0.....  | 0.0.....   | 0.0.....  | 0.....              | 0.....          | 0.3.....  | 0.....                                       | 0.....                     |
| 11. 2023.....   | 0.....                                     | 0.....   | 0.....     | 0.0.....  | 0.0.....   | 0.0.....  | 0.....              | 0.....          | 0.3.....  | 0.....                                       | 0.....                     |
| 12. Totals..... | XXX.....                                   | XXX..... | XXX.....   | XXX.....  | XXX.....   | XXX.....  | 0.....              | 0.....          | XXX.....  | 30.....                                      | 20.....                    |

ANNUAL STATEMENT FOR THE YEAR 2023 OF THE VANLINER INSURANCE COMPANY  
**SCHEDULE P - PART 1C - COMMERCIAL AUTO/TRUCK LIABILITY/MEDICAL**  
(\$000 OMITTED)

| Years in Which<br>Premiums Were<br>Earned and<br>Losses Were<br>Incurred | Premiums Earned                |                |                      | Loss and Loss Expense Payments |                |  |                |                                 |                |  |  | 12   |
|--|--------------------------------|----------------|----------------------|--------------------------------|----------------|--|----------------|---------------------------------|----------------|--|--|--|
|  | 1<br><br>Direct and<br>Assumed | 2<br><br>Ceded | 3<br><br>Net (1 - 2) | Loss Payments                  |                | Defense and Cost<br>Containment Payments |                | Adjusting and Other<br>Payments |                | 10<br><br>Salvage and<br>Subrogation<br>Received | 11<br><br>Total Net<br>Paid Cols<br>(4 - 5 + 6 - 7<br>+ 8 - 9) | Number of<br>Claims<br>Reported<br>Direct and<br>Assumed |
|  |                                |                |                      | 4<br><br>Direct and<br>Assumed | 5<br><br>Ceded | 6<br><br>Direct and<br>Assumed           | 7<br><br>Ceded | 8<br><br>Direct and<br>Assumed  | 9<br><br>Ceded |  |  |  |
|  |                                |                |                      |                                |                |  |                |                                 |                |  |  |  |
| 1. Prior.....  | XXX.....                       | XXX.....       | XXX.....             | 99.....                        | 34.....        | 72.....                                  | 60.....        | 8.....                          | 0.....         | 0.....   | 86.....  | XXX.....   |
| 2. 2014.....   | 54,482.....                    | 4,004.....     | 50,478.....          | 41,115.....                    | 9,345.....     | 5,222.....                               | 1,672.....     | 2,827.....                      | 0.....         | 252.....   | 38,147.....  | 7,682.....   |
| 3. 2015.....   | 52,750.....                    | 5,356.....     | 47,394.....          | 47,930.....                    | 16,325.....    | 6,491.....                               | 3,052.....     | 3,115.....                      | 0.....         | 172.....   | 38,159.....  | 7,608.....   |
| 4. 2016.....   | 51,950.....                    | 6,614.....     | 45,336.....          | 42,091.....                    | 17,144.....    | 6,455.....                               | 3,201.....     | 3,026.....                      | 0.....         | 121.....   | 31,227.....  | 7,191.....   |
| 5. 2017.....   | 76,926.....                    | 28,682.....    | 48,244.....          | 52,265.....                    | 25,035.....    | 6,579.....                               | 3,345.....     | 3,209.....                      | 0.....         | 147.....   | 33,673.....  | 7,463.....   |
| 6. 2018.....   | 88,575.....                    | 31,816.....    | 56,759.....          | 66,836.....                    | 32,319.....    | 7,739.....                               | 3,899.....     | 3,604.....                      | 0.....         | 182.....   | 41,961.....  | 7,787.....   |
| 7. 2019.....   | 100,510.....                   | 37,704.....    | 62,806.....          | 72,670.....                    | 35,118.....    | 8,091.....                               | 3,930.....     | 4,522.....                      | 0.....         | 948.....   | 46,234.....  | 8,187.....   |
| 8. 2020.....   | 106,816.....                   | 37,308.....    | 69,508.....          | 45,538.....                    | 18,041.....    | 5,783.....                               | 2,798.....     | 4,084.....                      | 0.....         | 162.....   | 34,566.....  | 5,275.....   |
| 9. 2021.....   | 125,492.....                   | 45,675.....    | 79,818.....          | 53,925.....                    | 24,022.....    | 5,985.....                               | 3,182.....     | 5,024.....                      | 0.....         | 217.....   | 37,730.....  | 7,030.....   |
| 10. 2022.....  | 144,508.....                   | 52,756.....    | 91,752.....          | 39,496.....                    | 18,925.....    | 3,612.....                               | 2,175.....     | 5,514.....                      | 0.....         | 160.....   | 27,523.....  | 7,753.....   |
| 11. 2023.....  | 157,710.....                   | 59,493.....    | 98,216.....          | 13,990.....                    | 8,202.....     | 1,602.....                               | 1,149.....     | 3,969.....                      | 0.....         | 75.....  | 10,210.....  | 6,962.....   |
| 12. Totals.....  | XXX.....                       | XXX.....       | XXX.....             | 475,954.....                   | 204,509.....   | 57,631.....                              | 28,465.....    | 38,904.....                     | 0.....         | 2,435.....                                       | 339,516.....   | xxx.....   |

|                 | Losses Unpaid      |        |                    |        | Defense and Cost Containment Unpaid |       |                    |       | Adjusting and Other Unpaid |       | 23  | 24      | 25    |
|-----------------|--------------------|--------|--------------------|--------|-------------------------------------|-------|--------------------|-------|----------------------------|-------|-----|---------|-------|
|                 | Case Basis         |        | Bulk + IBNR        |        | Case Basis                          |       | Bulk + IBNR        |       |                            |       |     |         |       |
|                 | 13                 | 14     | 15                 | 16     | 17                                  | 18    | 19                 | 20    | 21                         | 22    |     |         |       |
|                 | Direct and Assumed | Ceded  | Direct and Assumed | Ceded  | Direct and Assumed                  | Ceded | Direct and Assumed | Ceded | Direct and Assumed         | Ceded |     |         |       |
| 1. Prior.....   | 46                 | 7      | 2,082              | 1,684  | 36                                  | 25    | 432                | 298   | 98                         | 0     | 0   | 681     | 5     |
| 2. 2014.....    | 8                  | 1      | 1,288              | 884    | 8                                   | 3     | 220                | 151   | 41                         | 0     | 0   | 524     | 1     |
| 3. 2015.....    | 326                | 136    | 634                | 526    | 50                                  | 17    | 131                | 88    | 47                         | 0     | 0   | 419     | 4     |
| 4. 2016.....    | 213                | (1)    | 1,286              | 893    | 20                                  | 5     | 212                | 154   | 64                         | 0     | 0   | 743     | 10    |
| 5. 2017.....    | 2,080              | 698    | 1,670              | 959    | 75                                  | 31    | 255                | 126   | 95                         | 0     | 0   | 2,359   | 17    |
| 6. 2018.....    | 3,205              | 863    | 2,565              | 1,393  | 167                                 | 51    | 510                | 207   | 200                        | 0     | 1   | 4,133   | 42    |
| 7. 2019.....    | 4,761              | 1,395  | 2,193              | 945    | 405                                 | (31)  | 791                | 117   | 254                        | 0     | 11  | 5,976   | 48    |
| 8. 2020.....    | 11,349             | 4,722  | 8,786              | 5,697  | 607                                 | 63    | 1,713              | 903   | 401                        | 0     | 5   | 11,471  | 85    |
| 9. 2021.....    | 18,872             | 7,425  | 11,846             | 6,407  | 1,241                               | 295   | 3,041              | 890   | 652                        | 0     | 28  | 20,635  | 219   |
| 10. 2022.....   | 30,097             | 12,399 | 30,957             | 12,567 | 1,509                               | 503   | 3,928              | 1,404 | 1,305                      | 0     | 57  | 40,923  | 470   |
| 11. 2023.....   | 36,465             | 18,867 | 68,129             | 28,034 | 2,320                               | 1,288 | 7,660              | 3,092 | 3,444                      | 0     | 205 | 66,738  | 1,453 |
| 12. Totals..... | 107,419            | 46,514 | 131,437            | 59,989 | 6,438                               | 2,249 | 18,893             | 7,431 | 6,600                      | 0     | 307 | 154,603 | 2,355 |

|                 | Total<br>Losses and Loss Expenses Incurred |             |             | Loss and Loss Expense Percentage<br>(Incurred /Premiums Earned) |            |           | Nontabular Discount |                 | 34  | Net Balance Sheet<br>Reserves After Discount |                            |
|-----------------|--|-------------|-------------|---|------------|-----------|---------------------|-----------------|---|--|----------------------------|
|                 | 26   | 27          | 28          | 29  | 30         | 31        | 32                  | 33              | Inter-<br>Company<br>Pooling<br>Participation<br>Percentage | 35   | 36                         |
|                 | Direct<br>and<br>Assumed                   | Ceded       | Net         | Direct<br>and<br>Assumed  | Ceded      | Net       | Loss                | Loss<br>Expense |   | Losses<br>Unpaid                             | Loss<br>Expenses<br>Unpaid |
|                 |  |             |             |   |            |           |                     |                 |   |  |                            |
| 1. Prior.....   | XXX.....                                   | XXX.....    | XXX.....    | XXX.....  | XXX.....   | XXX.....  | .....0              | .....0          | XXX.....  | .....437                                     | .....244                   |
| 2. 2014.....    | 50,729.....                                | 12,058..... | 38,671..... | 93.1.....   | 301.1..... | 76.6..... | .....0              | .....0          | .....0.3  | .....410                                     | .....114                   |
| 3. 2015.....    | 58,724.....                                | 20,145..... | 38,579..... | 111.3.....  | 376.1..... | 81.4..... | .....0              | .....0          | .....0.3  | .....297                                     | .....122                   |
| 4. 2016.....    | 53,367.....                                | 21,397..... | 31,970..... | 102.7.....  | 323.5..... | 70.5..... | .....0              | .....0          | .....0.3  | .....607                                     | .....136                   |
| 5. 2017.....    | 66,227.....                                | 30,195..... | 36,032..... | 86.1.....   | 105.3..... | 74.7..... | .....0              | .....0          | .....0.3  | .....2,092                                   | .....267                   |
| 6. 2018.....    | 84,825.....                                | 38,731..... | 46,094..... | 95.8.....   | 121.7..... | 81.2..... | .....0              | .....0          | .....0.3  | .....3,514                                   | .....619                   |
| 7. 2019.....    | 93,685.....                                | 41,475..... | 52,211..... | 93.2.....   | 110.0..... | 83.1..... | .....0              | .....0          | .....0.3  | .....4,614                                   | .....1,363                 |
| 8. 2020.....    | 78,261.....                                | 32,224..... | 46,037..... | 73.3.....   | 86.4.....  | 66.2..... | .....0              | .....0          | .....0.3  | .....9,716                                   | .....1,756                 |
| 9. 2021.....    | 100,586.....                               | 42,221..... | 58,365..... | 80.2.....   | 92.4.....  | 73.1..... | .....0              | .....0          | .....0.3  | .....16,885                                  | .....3,750                 |
| 10. 2022.....   | 116,419.....                               | 47,973..... | 68,446..... | 80.6.....   | 90.9.....  | 74.6..... | .....0              | .....0          | .....0.3  | .....36,088                                  | .....4,835                 |
| 11. 2023.....   | 137,579.....                               | 60,632..... | 76,948..... | 87.2.....   | 101.9..... | 78.3..... | 0.....              | 0.....          | 0.3.....  | 57,694.....                                  | 9,044.....                 |
| 12. Totals..... | XXX.....                                   | XXX.....    | XXX.....    | XXX.....  | XXX.....   | XXX.....  | 0.....              | 0.....          | XXX.....  | 132,353.....                                 | 22,250.....                |

ANNUAL STATEMENT FOR THE YEAR 2023 OF THE VANLINER INSURANCE COMPANY

SCHEDULE P - PART 1D - WORKERS' COMPENSATION  
(EXCLUDING EXCESS WORKERS' COMPENSATION)

(\$000 OMITTED)

| Years in Which<br>Premiums Were<br>Earned and<br>Losses Were<br>Incurred | Premiums Earned                |                |                      | Loss and Loss Expense Payments |                |  |                |                                 |                |  |  | 12   |
|--|--------------------------------|----------------|----------------------|--------------------------------|----------------|--|----------------|---------------------------------|----------------|--|--|--|
|  | 1<br><br>Direct and<br>Assumed | 2<br><br>Ceded | 3<br><br>Net (1 - 2) | Loss Payments                  |                | Defense and Cost<br>Containment Payments |                | Adjusting and Other<br>Payments |                | 10<br><br>Salvage and<br>Subrogation<br>Received | 11<br><br>Total Net<br>Paid Cols<br>(4 - 5 + 6 - 7<br>+ 8 - 9) | Number of<br>Claims<br>Reported<br>Direct and<br>Assumed |
|  |                                |                |                      | 4<br><br>Direct and<br>Assumed | 5<br><br>Ceded | 6<br><br>Direct and<br>Assumed           | 7<br><br>Ceded | 8<br><br>Direct and<br>Assumed  | 9<br><br>Ceded |  |  |  |
|  |                                |                |                      |                                |                |  |                |                                 |                |  |  |  |
| 1. Prior.....  | XXX.....                       | XXX.....       | XXX.....             | .....605                       | .....313       | .....116                                 | .....59        | .....100                        | .....0         | .....41  | .....449   | XXX.....   |
| 2. 2014.....   | 40,464.....                    | 10,533.....    | 29,931.....          | 15,715.....                    | 4,992.....     | 2,026.....                               | 1,157.....     | 1,676.....                      | 0.....         | 174.....   | 13,269.....  | 2,111.....   |
| 3. 2015.....   | 46,629.....                    | 10,607.....    | 36,022.....          | 23,538.....                    | 11,482.....    | 3,130.....                               | 2,182.....     | 2,094.....                      | 0.....         | 261.....   | 15,098.....  | 2,406.....   |
| 4. 2016.....   | 61,785.....                    | 22,069.....    | 39,716.....          | 30,002.....                    | 17,178.....    | 3,889.....                               | 3,111.....     | 2,412.....                      | 0.....         | 337.....   | 16,014.....  | 2,320.....   |
| 5. 2017.....   | 67,146.....                    | 26,679.....    | 40,467.....          | 29,579.....                    | 15,859.....    | 3,398.....                               | 2,740.....     | 2,648.....                      | 0.....         | 252.....   | 17,026.....  | 2,320.....   |
| 6. 2018.....   | 66,282.....                    | 25,755.....    | 40,527.....          | 25,657.....                    | 13,761.....    | 3,431.....                               | 2,574.....     | 2,382.....                      | 0.....         | 378.....   | 15,136.....  | 2,203.....   |
| 7. 2019.....   | 66,318.....                    | 25,701.....    | 40,617.....          | 24,484.....                    | 13,250.....    | 3,177.....                               | 2,472.....     | 2,526.....                      | 0.....         | 334.....   | 14,466.....  | 2,317.....   |
| 8. 2020.....   | 55,122.....                    | 22,927.....    | 32,195.....          | 22,476.....                    | 12,900.....    | 2,874.....                               | 2,145.....     | 1,941.....                      | 0.....         | 72.....  | 12,246.....  | 1,791.....   |
| 9. 2021.....   | 55,876.....                    | 22,562.....    | 33,314.....          | 21,748.....                    | 13,095.....    | 2,736.....                               | 2,124.....     | 1,870.....                      | 0.....         | 144.....   | 11,135.....  | 1,861.....   |
| 10. 2022.....  | 61,436.....                    | 24,653.....    | 36,782.....          | 17,308.....                    | 11,522.....    | 1,952.....                               | 1,575.....     | 1,577.....                      | 0.....         | 26.....  | 7,741.....   | 1,703.....   |
| 11. 2023.....  | 64,415.....                    | 25,981.....    | 38,434.....          | 7,008.....                     | 4,965.....     | 701.....                                 | 607.....       | 905.....                        | 0.....         | 7.....   | 3,042.....   | 1,436.....   |
| 12. Totals.....  | XXX.....                       | XXX.....       | XXX.....             | 218,121.....                   | 119,316.....   | 27,430.....                              | 20,745.....    | 20,132.....                     | 0.....         | 2,028.....                                       | 125,622.....   | XXX.....   |

|                 | Losses Unpaid      |        |                    |        | Defense and Cost Containment Unpaid |       |                    |       | Adjusting and Other Unpaid |       | 23                                  | 24                                   | 25  |
|-----------------|--------------------|--------|--------------------|--------|-------------------------------------|-------|--------------------|-------|----------------------------|-------|-------------------------------------|--------------------------------------|---|
|                 | Case Basis         |        | Bulk + IBNR        |        | Case Basis                          |       | Bulk + IBNR        |       |                            |       | Salvage and Subrogation Anticipated | Total Net Losses and Expenses Unpaid | Number of Claims Outstanding Direct and Assumed |
|                 | 13                 | 14     | 15                 | 16     | 17                                  | 18    | 19                 | 20    | 21                         | 22    |                                     |                                      |   |
|                 | Direct and Assumed |        | Direct and Assumed |        | Direct and Assumed                  |       | Direct and Assumed |       | Direct and Assumed         |       |                                     |                                      |   |
|                 | Ceded              | Ceded  | Ceded              | Ceded  | Ceded                               | Ceded | Ceded              | Ceded | Ceded                      | Ceded |                                     |                                      |   |
| 1. Prior.....   | 5,945              | 3,673  | 2,962              | 777    | 150                                 | 62    | 440                | 133   | 228                        | 0     | 14                                  | 5,080                                | 32  |
| 2. 2014.....    | 638                | 238    | 765                | 56     | 25                                  | 3     | 80                 | 6     | 101                        | 0     | 18                                  | 1,306                                | 5   |
| 3. 2015.....    | 1,542              | 991    | 633                | 46     | 61                                  | 29    | 134                | 10    | 136                        | 0     | 39                                  | 1,429                                | 15  |
| 4. 2016.....    | 672                | 194    | 3,327              | 2,384  | 41                                  | 4     | 578                | 357   | 204                        | 0     | 74                                  | 1,883                                | 11  |
| 5. 2017.....    | 1,690              | 641    | 2,683              | 1,405  | 61                                  | 41    | 542                | 227   | 310                        | 0     | 83                                  | 2,970                                | 16  |
| 6. 2018.....    | 2,465              | 913    | 4,000              | 2,759  | 84                                  | (11)  | 806                | 443   | 295                        | 0     | 189                                 | 3,547                                | 22  |
| 7. 2019.....    | 2,042              | 675    | 4,824              | 3,397  | 119                                 | 24    | 990                | 561   | 381                        | 0     | 263                                 | 3,700                                | 31  |
| 8. 2020.....    | 5,506              | 4,066  | 5,690              | 3,748  | 240                                 | 124   | 1,040              | 606   | 389                        | 0     | 141                                 | 4,321                                | 48  |
| 9. 2021.....    | 5,196              | 2,589  | 5,633              | 3,155  | 286                                 | 148   | 1,023              | 492   | 421                        | 0     | 294                                 | 6,175                                | 86  |
| 10. 2022.....   | 8,030              | 4,748  | 9,112              | 3,835  | 585                                 | 395   | 1,431              | 580   | 783                        | 0     | 357                                 | 10,382                               | 189   |
| 11. 2023.....   | 10,767             | 7,054  | 16,656             | 7,357  | 930                                 | 672   | 2,236              | 1,145 | 1,388                      | 0     | 368                                 | 15,748                               | 501   |
| 12. Totals..... | 44,494             | 25,782 | 56,284             | 28,919 | 2,582                               | 1,493 | 9,299              | 4,560 | 4,637                      | 0     | 1,840                               | 56,542                               | 956   |

|                 | Total<br>Losses and Loss Expenses Incurred |             |             | Loss and Loss Expense Percentage<br>(Incurred /Premiums Earned) |            |           | Nontabular Discount |                 | 34  | Net Balance Sheet<br>Reserves After Discount |                            |
|-----------------|--|-------------|-------------|---|------------|-----------|---------------------|-----------------|---|--|----------------------------|
|                 | 26   | 27          | 28          | 29  | 30         | 31        | 32                  | 33              | Inter-<br>Company<br>Pooling<br>Participation<br>Percentage | 35   | 36                         |
|                 | Direct<br>and<br>Assumed                   | Ceded       | Net         | Direct<br>and<br>Assumed  | Ceded      | Net       | Loss                | Loss<br>Expense |   | Losses<br>Unpaid                             | Loss<br>Expenses<br>Unpaid |
| 1. Prior.....   | XXX.....                                   | XXX.....    | XXX.....    | XXX.....  | XXX.....   | XXX.....  | .....0              | .....0          | XXX.....  | 4,458.....                                   | .....623                   |
| 2. 2014.....    | 21,026.....                                | 6,451.....  | 14,575..... | 52.0.....   | 61.2.....  | 48.7..... | .....0              | .....0          | 0.3.....  | 1,109.....                                   | .....197                   |
| 3. 2015.....    | 31,268.....                                | 14,741..... | 16,527..... | 67.1.....   | 139.0..... | 45.9..... | .....0              | .....0          | 0.3.....  | 1,138.....                                   | .....291                   |
| 4. 2016.....    | 41,126.....                                | 23,228..... | 17,898..... | 66.6.....   | 105.3..... | 45.1..... | .....0              | .....0          | 0.3.....  | 1,421.....                                   | .....463                   |
| 5. 2017.....    | 40,910.....                                | 20,914..... | 19,996..... | 60.9.....   | 78.4.....  | 49.4..... | .....0              | .....0          | 0.3.....  | 2,326.....                                   | .....645                   |
| 6. 2018.....    | 39,120.....                                | 20,438..... | 18,682..... | 59.0.....   | 79.4.....  | 46.1..... | .....0              | .....0          | 0.3.....  | 2,793.....                                   | .....753                   |
| 7. 2019.....    | 38,543.....                                | 20,378..... | 18,166..... | 58.1.....   | 79.3.....  | 44.7..... | .....0              | .....0          | 0.3.....  | 2,795.....                                   | .....905                   |
| 8. 2020.....    | 40,156.....                                | 23,589..... | 16,567..... | 72.9.....   | 102.9..... | 51.5..... | .....0              | .....0          | 0.3.....  | 3,382.....                                   | .....939                   |
| 9. 2021.....    | 38,912.....                                | 21,603..... | 17,310..... | 69.6.....   | 95.7.....  | 52.0..... | .....0              | .....0          | 0.3.....  | 5,085.....                                   | .....1,090                 |
| 10. 2022.....   | 40,778.....                                | 22,655..... | 18,124..... | 66.4.....   | 91.9.....  | 49.3..... | .....0              | .....0          | 0.3.....  | 8,559.....                                   | .....1,823                 |
| 11. 2023.....   | 40,591.....                                | 21,801..... | 18,790..... | 63.0.....   | 83.9.....  | 48.9..... | 0.....              | 0.....          | 0.3.....  | 13,011.....                                  | 2,736.....                 |
| 12. Totals..... | XXX.....                                   | XXX.....    | XXX.....    | XXX.....  | XXX.....   | XXX.....  | 0.....              | 0.....          | XXX.....  | 46,077.....                                  | 10,465.....                |

ANNUAL STATEMENT FOR THE YEAR 2023 OF THE VANLINER INSURANCE COMPANY

**SCHEDULE P - PART 1E - COMMERCIAL MULTIPLE PERIL**

(\$000 OMITTED)

| Years in Which<br>Premiums Were<br>Earned and<br>Losses Were<br>Incurred | Premiums Earned                |                |                      | Loss and Loss Expense Payments |                |  |                |                                 |                |  |  | 12   |
|--|--------------------------------|----------------|----------------------|--------------------------------|----------------|--|----------------|---------------------------------|----------------|--|--|--|
|  | 1<br><br>Direct and<br>Assumed | 2<br><br>Ceded | 3<br><br>Net (1 - 2) | Loss Payments                  |                | Defense and Cost<br>Containment Payments |                | Adjusting and Other<br>Payments |                | 10<br><br>Salvage and<br>Subrogation<br>Received | 11<br><br>Total Net<br>Paid Cols<br>(4 - 5 + 6 - 7<br>+ 8 - 9) | Number of<br>Claims<br>Reported<br>Direct and<br>Assumed |
|  |                                |                |                      | 4<br><br>Direct and<br>Assumed | 5<br><br>Ceded | 6<br><br>Direct and<br>Assumed           | 7<br><br>Ceded | 8<br><br>Direct and<br>Assumed  | 9<br><br>Ceded |  |  |  |
| 1. Prior.....  | XXX.....                       | XXX.....       | XXX.....             | 0                              | 0              | 0  | 0              | 0                               | 0              | 0  | 0  | XXX.....   |
| 2. 2014.....   | 1,878                          | 1,040          | 838                  | 530                            | 39             | 123                                      | 7              | 33                              | 0              | 9  | 640  | 32   |
| 3. 2015.....   | 2,301                          | 1,072          | 1,229                | 391                            | 153            | 52                                       | 0              | 48                              | 0              | 11   | 338  | 49   |
| 4. 2016.....   | 2,536                          | 1,106          | 1,430                | 548                            | 103            | 289                                      | 6              | 96                              | 0              | 8  | 824  | 70   |
| 5. 2017.....   | 1,962                          | 435            | 1,527                | 2,227                          | 1,322          | 208                                      | 60             | 82                              | 0              | 15   | 1,134  | 64   |
| 6. 2018.....   | 1,793                          | 394            | 1,399                | 663                            | 295            | 40                                       | 6              | 43                              | 0              | 1  | 446  | 44   |
| 7. 2019.....   | 1,739                          | 419            | 1,320                | 922                            | 629            | 84                                       | 29             | 67                              | 0              | 4  | 415  | 31   |
| 8. 2020.....   | 1,593                          | 493            | 1,100                | 363                            | 236            | 15                                       | 7              | 19                              | 0              | 0  | 155  | 21   |
| 9. 2021.....   | 1,596                          | 506            | 1,089                | 378                            | 56             | 40                                       | 1              | 36                              | 0              | 0  | 397  | 21   |
| 10. 2022.....  | 1,686                          | 593            | 1,093                | 188                            | 33             | 16                                       | 1              | 15                              | 0              | 6  | 185  | 15   |
| 11. 2023.....  | 1,869                          | 722            | 1,147                | 305                            | 93             | 12                                       | 2              | 9                               | 0              | 0  | 231  | 15   |
| 12. Totals   | XXX                            | XXX            | XXX                  | 6,515                          | 2,959          | 879                                      | 119            | 451                             | 0              | 54   | 4,766  | XXX  |

|                 | Losses Unpaid      |       |                    |       | Defense and Cost Containment Unpaid |       |                    |       | Adjusting and Other Unpaid |       | 23 | 24    | 25 |
|-----------------|--------------------|-------|--------------------|-------|-------------------------------------|-------|--------------------|-------|----------------------------|-------|----|-------|----|
|                 | Case Basis         |       | Bulk + IBNR        |       | Case Basis                          |       | Bulk + IBNR        |       |                            |       |    |       |    |
|                 | 13                 | 14    | 15                 | 16    | 17                                  | 18    | 19                 | 20    | 21                         | 22    |    |       |    |
|                 | Direct and Assumed | Ceded | Direct and Assumed | Ceded | Direct and Assumed                  | Ceded | Direct and Assumed | Ceded | Direct and Assumed         | Ceded |    |       |    |
| 1. Prior.....   | 0                  | 0     | 22                 | 13    | 0                                   | 0     | 8                  | 3     | 4                          | 0     | 0  | 18    | 0  |
| 2. 2014.....    | 0                  | 0     | 15                 | 7     | 0                                   | 0     | 7                  | 1     | 1                          | 0     | 0  | 16    | 0  |
| 3. 2015.....    | 0                  | 0     | 16                 | 5     | 0                                   | 0     | 6                  | 1     | 5                          | 0     | 0  | 20    | 0  |
| 4. 2016.....    | 324                | 0     | 17                 | 6     | 30                                  | 0     | 10                 | 1     | 26                         | 0     | 0  | 400   | 1  |
| 5. 2017.....    | 0                  | 0     | 28                 | 11    | 0                                   | 0     | 24                 | 4     | 16                         | 0     | 0  | 54    | 0  |
| 6. 2018.....    | 0                  | 0     | 15                 | 4     | 0                                   | 0     | 8                  | 1     | 21                         | 0     | 0  | 40    | 0  |
| 7. 2019.....    | 18                 | 0     | 14                 | 4     | 3                                   | 0     | 1                  | 0     | 19                         | 0     | 0  | 52    | 0  |
| 8. 2020.....    | 2                  | 0     | 20                 | 8     | 2                                   | 0     | 24                 | 6     | 14                         | 0     | 0  | 48    | 0  |
| 9. 2021.....    | 277                | 68    | 42                 | 18    | 10                                  | 7     | 71                 | 0     | 20                         | 0     | 0  | 327   | 1  |
| 10. 2022.....   | 6                  | 3     | 159                | 63    | 5                                   | 0     | 47                 | 4     | 10                         | 0     | 0  | 157   | 2  |
| 11. 2023.....   | 85                 | 33    | 325                | 141   | 3                                   | 0     | 58                 | 18    | 24                         | 0     | 2  | 303   | 4  |
| 12. Totals..... | 713                | 105   | 674                | 280   | 55                                  | 7     | 263                | 39    | 161                        | 0     | 2  | 1,435 | 7  |

|                 | Total Losses and Loss Expenses Incurred |            |            | Loss and Loss Expense Percentage (Incurred /Premiums Earned) |            |           | Nontabular Discount |              | 34<br>Inter-Company Pooling Participation Percentage | Net Balance Sheet Reserves After Discount |                      |
|-----------------|---|------------|------------|--|------------|-----------|---------------------|--------------|--|---|----------------------|
|                 | 26                                      | 27         | 28         | 29   | 30         | 31        | 32                  | 33           |  | 35  | 36                   |
|                 | Direct and Assumed                      | Ceded      | Net        | Direct and Assumed   | Ceded      | Net       | Loss                | Loss Expense |  | Losses Unpaid                             | Loss Expenses Unpaid |
| 1. Prior.....   | XXX.....                                | XXX.....   | XXX.....   | XXX.....   | XXX.....   | XXX.....  | 0.....              | 0.....       | XXX.....   | 8.....                                    | 10.....              |
| 2. 2014.....    | 710.....                                | 54.....    | 656.....   | 37.8.....  | 5.2.....   | 78.2..... | 0.....              | 0.....       | 0.3.....   | 9.....                                    | 7.....               |
| 3. 2015.....    | 518.....                                | 159.....   | 359.....   | 22.5.....  | 14.9.....  | 29.2..... | 0.....              | 0.....       | 0.3.....   | 10.....                                   | 10.....              |
| 4. 2016.....    | 1,340.....                              | 116.....   | 1,224..... | 52.9.....  | 10.5.....  | 85.6..... | 0.....              | 0.....       | 0.3.....   | 336.....                                  | 64.....              |
| 5. 2017.....    | 2,586.....                              | 1,397..... | 1,188..... | 131.8.....   | 321.2..... | 77.8..... | 0.....              | 0.....       | 0.3.....   | 17.....                                   | 37.....              |
| 6. 2018.....    | 790.....                                | 305.....   | 486.....   | 44.1.....  | 77.3.....  | 34.7..... | 0.....              | 0.....       | 0.3.....   | 12.....                                   | 28.....              |
| 7. 2019.....    | 1,130.....                              | 662.....   | 468.....   | 65.0.....  | 158.0..... | 35.4..... | 0.....              | 0.....       | 0.3.....   | 29.....                                   | 23.....              |
| 8. 2020.....    | 459.....                                | 257.....   | 202.....   | 28.8.....  | 52.1.....  | 18.4..... | 0.....              | 0.....       | 0.3.....   | 14.....                                   | 34.....              |
| 9. 2021.....    | 874.....                                | 150.....   | 724.....   | 54.8.....  | 29.6.....  | 66.5..... | 0.....              | 0.....       | 0.3.....   | 233.....                                  | 94.....              |
| 10. 2022.....   | 447.....                                | 105.....   | 342.....   | 26.5.....  | 17.7.....  | 31.2..... | 0.....              | 0.....       | 0.3.....   | 99.....                                   | 58.....              |
| 11. 2023.....   | 823.....                                | 289.....   | 533.....   | 44.0.....  | 40.0.....  | 46.5..... | 0.....              | 0.....       | 0.3.....   | 235.....                                  | 67.....              |
| 12. Totals..... | XXX.....                                | XXX.....   | XXX.....   | XXX.....   | XXX.....   | XXX.....  | 0.....              | 0.....       | XXX.....   | 1,002.....                                | 433.....             |

Schedule P - Part 1F - Section 1 - Medical Professional Liability - Occurrence

**N O N E**

Schedule P - Part 1F - Section 2 - Medical Professional Liability - Claims-Made

**N O N E**

ANNUAL STATEMENT FOR THE YEAR 2023 OF THE VANLINER INSURANCE COMPANY

SCHEDULE P - PART 1G - SPECIAL LIABILITY (OCEAN MARINE, AIRCRAFT (ALL PERILS),  
BOILER AND MACHINERY)

(\$000 OMITTED)

| Years in Which<br>Premiums Were<br>Earned and<br>Losses Were<br>Incurred | Premiums Earned                |                |                      | Loss and Loss Expense Payments |                |  |                |                                 |                |  |  | 12   |
|--|--------------------------------|----------------|----------------------|--------------------------------|----------------|--|----------------|---------------------------------|----------------|--|--|--|
|  | 1<br><br>Direct and<br>Assumed | 2<br><br>Ceded | 3<br><br>Net (1 - 2) | Loss Payments                  |                | Defense and Cost<br>Containment Payments |                | Adjusting and Other<br>Payments |                | 10<br><br>Salvage and<br>Subrogation<br>Received | 11<br><br>Total Net<br>Paid Cols<br>(4 - 5 + 6 - 7<br>+ 8 - 9) | Number of<br>Claims<br>Reported<br>Direct and<br>Assumed |
|  |                                |                |                      | 4<br><br>Direct and<br>Assumed | 5<br><br>Ceded | 6<br><br>Direct and<br>Assumed           | 7<br><br>Ceded | 8<br><br>Direct and<br>Assumed  | 9<br><br>Ceded |  |  |  |
| 1. Prior.....  | XXX.....                       | XXX.....       | XXX.....             | 0                              | 0              | 0  | 0              | 0                               | 0              | 0  | 0  | XXX.....   |
| 2. 2014.....   | 24                             | 0              | 24                   | 0                              | 0              | 0  | 0              | 0                               | 0              | 0  | 0  | XXX.....   |
| 3. 2015.....   | 22                             | 10             | 12                   | 0                              | 0              | 0  | 0              | 0                               | 0              | 0  | 0  | XXX.....   |
| 4. 2016.....   | 9                              | 4              | 5                    | 1                              | 1              | 0  | 0              | 0                               | 0              | 0  | 0  | XXX.....   |
| 5. 2017.....   | 21                             | 19             | 2                    | 0                              | 0              | 0  | 0              | 0                               | 0              | 0  | 0  | XXX.....   |
| 6. 2018.....   | 22                             | 22             | 0                    | 15                             | 15             | 2  | 2              | 0                               | 0              | 0  | 0  | XXX.....   |
| 7. 2019.....   | 24                             | 22             | 2                    | 10                             | 10             | 0  | 0              | 0                               | 0              | 0  | 0  | XXX.....   |
| 8. 2020.....   | 29                             | 27             | 2                    | 4                              | 4              | 0  | 0              | 0                               | 0              | 0  | 0  | XXX.....   |
| 9. 2021.....   | 34                             | 33             | 2                    | 2                              | 2              | 0  | 0              | 0                               | 0              | 0  | 0  | XXX.....   |
| 10. 2022.....  | 43                             | 41             | 2                    | 0                              | 0              | 1  | 1              | 0                               | 0              | 0  | 0  | XXX.....   |
| 11. 2023.....  | 50                             | 48             | 3                    | 7                              | 7              | 1  | 1              | 0                               | 0              | 0  | 0  | XXX.....   |
| 12. Totals   | XXX                            | XXX            | XXX                  | 39                             | 39             | 4  | 4              | 0                               | 0              | 0  | 0  | XXX.....   |

|                 | Losses Unpaid      |       |                    |       | Defense and Cost Containment Unpaid |       |                    |       | Adjusting and Other Unpaid |       | 23 | 24 | 25 |
|-----------------|--------------------|-------|--------------------|-------|-------------------------------------|-------|--------------------|-------|----------------------------|-------|----|----|----|
|                 | Case Basis         |       | Bulk + IBNR        |       | Case Basis                          |       | Bulk + IBNR        |       |                            |       |    |    |    |
|                 | 13                 | 14    | 15                 | 16    | 17                                  | 18    | 19                 | 20    | 21                         | 22    |    |    |    |
|                 | Direct and Assumed | Ceded | Direct and Assumed | Ceded | Direct and Assumed                  | Ceded | Direct and Assumed | Ceded | Direct and Assumed         | Ceded |    |    |    |
| 1. Prior.....   | 0                  | 0     | 0                  | 0     | 0                                   | 0     | 0                  | 0     | 0                          | 0     | 0  | 0  | 0  |
| 2. 2014.....    | 0                  | 0     | 0                  | 0     | 0                                   | 0     | 0                  | 0     | 0                          | 0     | 0  | 0  | 0  |
| 3. 2015.....    | 0                  | 0     | 0                  | 0     | 0                                   | 0     | 0                  | 0     | 0                          | 0     | 0  | 0  | 0  |
| 4. 2016.....    | 0                  | 0     | 0                  | 0     | 0                                   | 0     | 0                  | 0     | 0                          | 0     | 0  | 0  | 0  |
| 5. 2017.....    | 0                  | 0     | 0                  | 0     | 0                                   | 0     | 0                  | 0     | 0                          | 0     | 0  | 1  | 0  |
| 6. 2018.....    | 0                  | 0     | 0                  | 0     | 0                                   | 0     | 0                  | 0     | 0                          | 0     | 0  | 0  | 0  |
| 7. 2019.....    | 0                  | 0     | 0                  | 0     | 0                                   | 0     | 0                  | 0     | 0                          | 0     | 0  | 1  | 0  |
| 8. 2020.....    | 0                  | 0     | 1                  | 0     | 0                                   | 0     | 0                  | 0     | 0                          | 0     | 0  | 1  | 0  |
| 9. 2021.....    | 0                  | 0     | 0                  | 0     | 0                                   | 0     | 0                  | 0     | 0                          | 0     | 0  | 0  | 0  |
| 10. 2022.....   | 0                  | 0     | 1                  | 0     | 0                                   | 0     | 0                  | 0     | 0                          | 0     | 0  | 1  | 0  |
| 11. 2023.....   | 3                  | 3     | 1                  | 0     | 0                                   | 0     | 0                  | 0     | 0                          | 0     | 0  | 1  | 0  |
| 12. Totals..... | 3                  | 3     | 3                  | 0     | 0                                   | 0     | 1                  | 0     | 0                          | 0     | 0  | 4  | 0  |

|                 | Total Losses and Loss Expenses Incurred |          |          | Loss and Loss Expense Percentage (Incurred /Premiums Earned) |           |           | Nontabular Discount |              | 34<br>Inter-Company Pooling Participation Percentage | Net Balance Sheet Reserves After Discount |                      |
|-----------------|---|----------|----------|--|-----------|-----------|---------------------|--------------|--|---|----------------------|
|                 | 26                                      | 27       | 28       | 29   | 30        | 31        | 32                  | 33           |  | 35  | 36                   |
|                 | Direct and Assumed                      | Ceded    | Net      | Direct and Assumed   | Ceded     | Net       | Loss                | Loss Expense |  | Losses Unpaid                             | Loss Expenses Unpaid |
| 1. Prior.....   | XXX.....                                | XXX..... | XXX..... | XXX.....   | XXX.....  | XXX.....  | 0.....              | 0.....       | XXX.....   | 0.....                                    | 0.....               |
| 2. 2014.....    | 0.....                                  | 0.....   | 0.....   | 0.0.....   | 0.0.....  | 0.0.....  | 0.....              | 0.....       | 0.0.....   | 0.....                                    | 0.....               |
| 3. 2015.....    | 0.....                                  | 0.....   | 0.....   | 0.0.....   | 0.0.....  | 0.0.....  | 0.....              | 0.....       | 0.0.....   | 0.....                                    | 0.....               |
| 4. 2016.....    | 1.....                                  | 1.....   | 0.....   | 12.6.....  | 26.2..... | 1.7.....  | 0.....              | 0.....       | 0.0.....   | 0.....                                    | 0.....               |
| 5. 2017.....    | 1.....                                  | 0.....   | 1.....   | 2.7.....   | 0.0.....  | 28.6..... | 0.....              | 0.....       | 0.0.....   | 0.....                                    | 0.....               |
| 6. 2018.....    | 17.....                                 | 17.....  | 0.....   | 77.5.....  | 77.3..... | 0.0.....  | 0.....              | 0.....       | 0.0.....   | 0.....                                    | 0.....               |
| 7. 2019.....    | 11.....                                 | 10.....  | 1.....   | 44.0.....  | 45.5..... | 28.5..... | 0.....              | 0.....       | 0.0.....   | 0.....                                    | 0.....               |
| 8. 2020.....    | 5.....                                  | 4.....   | 1.....   | 16.5.....  | 15.2..... | 34.0..... | 0.....              | 0.....       | 0.0.....   | 1.....                                    | 0.....               |
| 9. 2021.....    | 2.....                                  | 2.....   | 0.....   | 5.8.....   | 4.7.....  | 28.7..... | 0.....              | 0.....       | 0.0.....   | 0.....                                    | 0.....               |
| 10. 2022.....   | 2.....                                  | 1.....   | 1.....   | 5.0.....   | 3.5.....  | 30.0..... | 0.....              | 0.....       | 0.0.....   | 1.....                                    | 0.....               |
| 11. 2023.....   | 12.....                                 | 11.....  | 1.....   | 24.1.....  | 23.8..... | 28.7..... | 0.....              | 0.....       | 0.0.....   | 1.....                                    | 0.....               |
| 12. Totals..... | XXX.....                                | XXX..... | XXX..... | XXX.....   | XXX.....  | XXX.....  | 0.....              | 0.....       | XXX.....   | 3.....                                    | 1.....               |



ANNUAL STATEMENT FOR THE YEAR 2023 OF THE VANLINER INSURANCE COMPANY

**SCHEDULE P - PART 1H - SECTION 1 - OTHER LIABILITY - OCCURRENCE**

(\$000 OMITTED)

| Years in Which<br>Premiums Were<br>Earned and<br>Losses Were<br>Incurred | Premiums Earned                |                |                      | Loss and Loss Expense Payments |                |  |                |                                 |                |  |  | 12   |
|--|--------------------------------|----------------|----------------------|--------------------------------|----------------|--|----------------|---------------------------------|----------------|--|--|--|
|  | 1<br><br>Direct and<br>Assumed | 2<br><br>Ceded | 3<br><br>Net (1 - 2) | Loss Payments                  |                | Defense and Cost<br>Containment Payments |                | Adjusting and Other<br>Payments |                | 10<br><br>Salvage and<br>Subrogation<br>Received | 11<br><br>Total Net<br>Paid Cols<br>(4 - 5 + 6 - 7<br>+ 8 - 9) | Number of<br>Claims<br>Reported<br>Direct and<br>Assumed |
|  |                                |                |                      | 4<br><br>Direct and<br>Assumed | 5<br><br>Ceded | 6<br><br>Direct and<br>Assumed           | 7<br><br>Ceded | 8<br><br>Direct and<br>Assumed  | 9<br><br>Ceded |  |  |  |
|  |                                |                |                      |                                |                |  |                |                                 |                |  |  |  |
| 1. Prior.....  | XXX.....                       | XXX.....       | XXX.....             | (17).....                      | (21).....      | 9.....                                   | 4.....         | 2.....                          | 0.....         | 0.....   | 12.....  | XXX.....   |
| 2. 2014.....   | 13,089.....                    | 9,014.....     | 4,075.....           | 10,883.....                    | 7,900.....     | 475.....                                 | 78.....        | 273.....                        | 0.....         | 45.....  | 3,654.....   | 360.....   |
| 3. 2015.....   | 14,253.....                    | 9,765.....     | 4,488.....           | 15,615.....                    | 12,933.....    | 486.....                                 | 178.....       | 282.....                        | 0.....         | 51.....  | 3,272.....   | 377.....   |
| 4. 2016.....   | 13,367.....                    | 9,008.....     | 4,359.....           | 11,194.....                    | 8,474.....     | 695.....                                 | 291.....       | 295.....                        | 0.....         | 52.....  | 3,420.....   | 502.....   |
| 5. 2017.....   | 16,585.....                    | 12,122.....    | 4,463.....           | 10,522.....                    | 8,246.....     | 742.....                                 | 377.....       | 278.....                        | 0.....         | 25.....  | 2,918.....   | 346.....   |
| 6. 2018.....   | 14,704.....                    | 10,366.....    | 4,338.....           | 9,503.....                     | 7,096.....     | 460.....                                 | 276.....       | 305.....                        | 0.....         | 38.....  | 2,896.....   | 350.....   |
| 7. 2019.....   | 16,346.....                    | 11,456.....    | 4,890.....           | 13,927.....                    | 11,349.....    | 614.....                                 | 369.....       | 398.....                        | 0.....         | 49.....  | 3,221.....   | 313.....   |
| 8. 2020.....   | 19,826.....                    | 14,414.....    | 5,412.....           | 6,682.....                     | 5,202.....     | 507.....                                 | 229.....       | 366.....                        | 0.....         | 38.....  | 2,124.....   | 284.....   |
| 9. 2021.....   | 24,137.....                    | 19,087.....    | 5,050.....           | 9,882.....                     | 8,145.....     | 213.....                                 | 131.....       | 308.....                        | 0.....         | 4.....   | 2,127.....   | 352.....   |
| 10. 2022.....  | 27,491.....                    | 20,978.....    | 6,513.....           | 5,737.....                     | 4,664.....     | 119.....                                 | 58.....        | 286.....                        | 0.....         | 5.....   | 1,420.....   | 317.....   |
| 11. 2023.....  | 29,623.....                    | 22,326.....    | 7,297.....           | 2,751.....                     | 2,443.....     | 44.....                                  | 35.....        | 95.....                         | 0.....         | 0.....   | 413.....   | 154.....   |
| 12. Totals.....  | XXX.....                       | XXX.....       | XXX.....             | 96,679.....                    | 76,430.....    | 4,363.....                               | 2,026.....     | 2,889.....                      | 0.....         | 308.....   | 25,475.....  | XXX.....   |

|                 | Losses Unpaid      |            |                    |             | Defense and Cost Containment Unpaid |           |                    |            | Adjusting and Other Unpaid |        | 23      | 24          | 25      |
|-----------------|--------------------|------------|--------------------|-------------|-------------------------------------|-----------|--------------------|------------|----------------------------|--------|---------|-------------|---------|
|                 | Case Basis         |            | Bulk + IBNR        |             | Case Basis                          |           | Bulk + IBNR        |            |                            |        |         |             |         |
|                 | 13                 | 14         | 15                 | 16          | 17                                  | 18        | 19                 | 20         | 21                         | 22     |         |             |         |
|                 | Direct and Assumed | Ceded      | Direct and Assumed | Ceded       | Direct and Assumed                  | Ceded     | Direct and Assumed | Ceded      | Direct and Assumed         | Ceded  |         |             |         |
| 1. Prior.....   | 18.....            | 0.....     | 477.....           | 366.....    | 41.....                             | 0.....    | 84.....            | 69.....    | 22.....                    | 0..... | 0.....  | 208.....    | 2.....  |
| 2. 2014.....    | 74.....            | 52.....    | 65.....            | 49.....     | 4.....                              | 3.....    | 10.....            | 8.....     | 7.....                     | 0..... | 0.....  | 48.....     | 1.....  |
| 3. 2015.....    | 0.....             | 0.....     | 216.....           | 143.....    | 1.....                              | 0.....    | 40.....            | 25.....    | 7.....                     | 0..... | 0.....  | 96.....     | 1.....  |
| 4. 2016.....    | 3.....             | 0.....     | 229.....           | 173.....    | 35.....                             | 1.....    | 75.....            | 53.....    | 14.....                    | 0..... | 0.....  | 128.....    | 1.....  |
| 5. 2017.....    | 728.....           | 430.....   | 220.....           | 162.....    | 26.....                             | 16.....   | (2).....           | 0.....     | 12.....                    | 0..... | 0.....  | 376.....    | 2.....  |
| 6. 2018.....    | 800.....           | 360.....   | 262.....           | 197.....    | 16.....                             | 7.....    | 57.....            | 42.....    | 34.....                    | 0..... | 0.....  | 561.....    | 2.....  |
| 7. 2019.....    | 504.....           | 162.....   | 867.....           | 579.....    | 40.....                             | (51)..... | 345.....           | 193.....   | 36.....                    | 0..... | 1.....  | 908.....    | 3.....  |
| 8. 2020.....    | 666.....           | 215.....   | 2,572.....         | 1,934.....  | 35.....                             | 4.....    | 588.....           | 405.....   | 55.....                    | 0..... | 1.....  | 1,358.....  | 5.....  |
| 9. 2021.....    | 949.....           | 460.....   | 3,223.....         | 2,505.....  | 61.....                             | 29.....   | 1,291.....         | 956.....   | 77.....                    | 0..... | 1.....  | 1,652.....  | 10..... |
| 10. 2022.....   | 864.....           | 190.....   | 6,426.....         | 4,612.....  | 105.....                            | 37.....   | 703.....           | 489.....   | 125.....                   | 0..... | 10..... | 2,895.....  | 23..... |
| 11. 2023.....   | 3,134.....         | 2,311..... | 10,217.....        | 7,552.....  | 91.....                             | 77.....   | 1,883.....         | 1,336..... | 312.....                   | 0..... | 18..... | 4,360.....  | 44..... |
| 12. Totals..... | 7,740.....         | 4,181..... | 24,775.....        | 18,273..... | 454.....                            | 125.....  | 5,074.....         | 3,576..... | 701.....                   | 0..... | 31..... | 12,590..... | 93..... |

|                 | Total Losses and Loss Expenses Incurred |             |            | Loss and Loss Expense Percentage (Incurred /Premiums Earned) |            |           | Nontabular Discount |              | 34<br>Inter-Company Pooling Participation Percentage | Net Balance Sheet Reserves After Discount |                      |
|-----------------|---|-------------|------------|--|------------|-----------|---------------------|--------------|--|---|----------------------|
|                 | 26                                      | 27          | 28         | 29   | 30         | 31        | 32                  | 33           |  | 35  | 36                   |
|                 | Direct and Assumed                      | Ceded       | Net        | Direct and Assumed   | Ceded      | Net       | Loss                | Loss Expense |  | Losses Unpaid                             | Loss Expenses Unpaid |
|                 |   |             |            |  |            |           |                     |              |  |   |                      |
| 1. Prior.....   | XXX.....                                | XXX.....    | XXX.....   | XXX.....   | XXX.....   | XXX.....  | 0.....              | 0.....       | XXX.....   | 129.....                                  | 79.....              |
| 2. 2014.....    | 11,792.....                             | 8,090.....  | 3,702..... | 90.1.....  | 89.7.....  | 90.8..... | 0.....              | 0.....       | 0.3.....   | 38.....                                   | 11.....              |
| 3. 2015.....    | 16,648.....                             | 13,280..... | 3,368..... | 116.8.....   | 136.0..... | 75.0..... | 0.....              | 0.....       | 0.3.....   | 74.....                                   | 22.....              |
| 4. 2016.....    | 12,540.....                             | 8,993.....  | 3,547..... | 93.8.....  | 99.8.....  | 81.4..... | 0.....              | 0.....       | 0.3.....   | 58.....                                   | 70.....              |
| 5. 2017.....    | 12,525.....                             | 9,231.....  | 3,295..... | 75.5.....  | 76.1.....  | 73.8..... | 0.....              | 0.....       | 0.3.....   | 356.....                                  | 20.....              |
| 6. 2018.....    | 11,436.....                             | 7,978.....  | 3,457..... | 77.8.....  | 77.0.....  | 79.7..... | 0.....              | 0.....       | 0.3.....   | 505.....                                  | 57.....              |
| 7. 2019.....    | 16,730.....                             | 12,601..... | 4,129..... | 102.3.....   | 110.0..... | 84.4..... | 0.....              | 0.....       | 0.3.....   | 630.....                                  | 278.....             |
| 8. 2020.....    | 11,471.....                             | 7,989.....  | 3,482..... | 57.9.....  | 55.4.....  | 64.3..... | 0.....              | 0.....       | 0.3.....   | 1,090.....                                | 269.....             |
| 9. 2021.....    | 16,004.....                             | 12,226..... | 3,779..... | 66.3.....  | 64.1.....  | 74.8..... | 0.....              | 0.....       | 0.3.....   | 1,207.....                                | 444.....             |
| 10. 2022.....   | 14,365.....                             | 10,050..... | 4,315..... | 52.3.....  | 47.9.....  | 66.3..... | 0.....              | 0.....       | 0.3.....   | 2,488.....                                | 408.....             |
| 11. 2023.....   | 18,527.....                             | 13,754..... | 4,772..... | 62.5.....  | 61.6.....  | 65.4..... | 0.....              | 0.....       | 0.3.....   | 3,487.....                                | 872.....             |
| 12. Totals..... | XXX.....                                | XXX.....    | XXX.....   | XXX.....   | XXX.....   | XXX.....  | 0.....              | 0.....       | XXX.....   | 10,061.....                               | 2,529.....           |

ANNUAL STATEMENT FOR THE YEAR 2023 OF THE VANLINER INSURANCE COMPANY

**SCHEDULE P - PART 1H - SECTION 2 - OTHER LIABILITY - CLAIMS-MADE**

(\$000 OMITTED)

| Years in Which<br>Premiums Were<br>Earned and<br>Losses Were<br>Incurred | Premiums Earned                |                |                      | Loss and Loss Expense Payments |                |  |                |                                 |                |  |  | 12   |
|--|--------------------------------|----------------|----------------------|--------------------------------|----------------|--|----------------|---------------------------------|----------------|--|--|--|
|  | 1<br><br>Direct and<br>Assumed | 2<br><br>Ceded | 3<br><br>Net (1 - 2) | Loss Payments                  |                | Defense and Cost<br>Containment Payments |                | Adjusting and Other<br>Payments |                | 10<br><br>Salvage and<br>Subrogation<br>Received | 11<br><br>Total Net<br>Paid Cols<br>(4 - 5 + 6 - 7<br>+ 8 - 9) | Number of<br>Claims<br>Reported<br>Direct and<br>Assumed |
|  |                                |                |                      | 4<br><br>Direct and<br>Assumed | 5<br><br>Ceded | 6<br><br>Direct and<br>Assumed           | 7<br><br>Ceded | 8<br><br>Direct and<br>Assumed  | 9<br><br>Ceded |  |  |  |
|  |                                |                |                      |                                |                |  |                |                                 |                |  |  |  |
| 1. Prior.....  | XXX.....                       | XXX.....       | XXX.....             | 0                              | 0              | 0  | 0              | 0                               | 0              | 0  | 0  | XXX.....   |
| 2. 2014.....   | 23                             | 8              | 15                   | 24                             | 0              | 0  | 0              | 3                               | 0              | 0  | 27   | 4  |
| 3. 2015.....   | 27                             | 9              | 18                   | 9                              | 0              | 5  | 0              | 1                               | 0              | 0  | 15   | 0  |
| 4. 2016.....   | 95                             | 12             | 83                   | 119                            | 10             | 43                                       | 3              | 3                               | 0              | 0  | 152  | 4  |
| 5. 2017.....   | 208                            | 74             | 134                  | 20                             | 6              | 19                                       | 0              | 2                               | 0              | 0  | 35   | 6  |
| 6. 2018.....   | 242                            | 95             | 147                  | 110                            | 6              | 14                                       | 8              | 3                               | 0              | 0  | 113  | 3  |
| 7. 2019.....   | 276                            | 101            | 175                  | 474                            | 156            | 55                                       | 18             | 6                               | 0              | 0  | 361  | 6  |
| 8. 2020.....   | 322                            | 135            | 187                  | 597                            | 256            | 161                                      | 86             | 4                               | 0              | 0  | 419  | 3  |
| 9. 2021.....   | 357                            | 119            | 239                  | 159                            | 13             | 88                                       | 13             | 5                               | 0              | 0  | 226  | 3  |
| 10. 2022.....  | 362                            | 102            | 260                  | 13                             | 0              | 6  | 4              | 2                               | 0              | 0  | 16   | 2  |
| 11. 2023   | 263                            | 96             | 167                  | 52                             | 13             | 7  | 6              | 1                               | 0              | 0  | 41   | 2  |
| 12. Totals   | XXX                            | XXX            | XXX                  | 1,576                          | 460            | 397                                      | 138            | 30                              | 0              | 0  | 1,405  | XXX  |

|               | Losses Unpaid      |       |                    |       | Defense and Cost Containment Unpaid |       |                    |       | Adjusting and Other Unpaid |       | 23 | 24   | 25 |
|---------------|--------------------|-------|--------------------|-------|-------------------------------------|-------|--------------------|-------|----------------------------|-------|----|------|----|
|               | Case Basis         |       | Bulk + IBNR        |       | Case Basis                          |       | Bulk + IBNR        |       |                            |       |    |      |    |
|               | 13                 | 14    | 15                 | 16    | 17                                  | 18    | 19                 | 20    | 21                         | 22    |    |      |    |
|               | Direct and Assumed | Ceded | Direct and Assumed | Ceded | Direct and Assumed                  | Ceded | Direct and Assumed | Ceded | Direct and Assumed         | Ceded |    |      |    |
| 1. Prior..... | 0                  | 0     | (24)               | 0     | 0                                   | 0     | 3                  | 1     | 2                          | 0     | 0  | (20) | 0  |
| 2. 2014.....  | 0                  | 0     | (5)                | 0     | 0                                   | 0     | 0                  | 0     | 0                          | 0     | 0  | (5)  | 0  |
| 3. 2015.....  | 0                  | 0     | 13                 | 1     | 0                                   | 0     | 2                  | 0     | 1                          | 0     | 0  | 15   | 0  |
| 4. 2016.....  | 4                  | 0     | 22                 | 4     | 8                                   | 0     | 7                  | 1     | 2                          | 0     | 0  | 37   | 0  |
| 5. 2017.....  | 0                  | 0     | 26                 | 20    | 0                                   | 0     | 14                 | 3     | 0                          | 0     | 0  | 17   | 0  |
| 6. 2018.....  | 0                  | 0     | 19                 | 6     | 0                                   | 0     | 3                  | 1     | 0                          | 0     | 0  | 16   | 0  |
| 7. 2019.....  | 0                  | 0     | 49                 | 26    | 4                                   | 4     | 50                 | 4     | 0                          | 0     | 0  | 69   | 0  |
| 8. 2020.....  | 0                  | 0     | 48                 | 37    | 0                                   | 0     | 65                 | 5     | 0                          | 0     | 0  | 70   | 1  |
| 9. 2021.....  | 101                | 13    | 66                 | 15    | 13                                  | 2     | 12                 | 3     | 0                          | 0     | 0  | 160  | 1  |
| 10. 2022..... | 78                 | 26    | 196                | 37    | 8                                   | 2     | 35                 | 7     | 0                          | 0     | 0  | 245  | 0  |
| 11. 2023      | 56                 | 30    | 203                | 46    | 16                                  | 16    | 36                 | 9     | 0                          | 0     | 0  | 212  | 1  |
| 12. Totals    | 239                | 69    | 614                | 192   | 49                                  | 24    | 228                | 34    | 4                          | 0     | 0  | 816  | 3  |

|               | Total Losses and Loss Expenses Incurred |          |          | Loss and Loss Expense Percentage (Incurred /Premiums Earned) |          |          | Nontabular Discount |              | 34<br>Inter-Company Pooling Participation Percentage | Net Balance Sheet Reserves After Discount |                      |
|---------------|---|----------|----------|--|----------|----------|---------------------|--------------|--|---|----------------------|
|               | 26                                      | 27       | 28       | 29   | 30       | 31       | 32                  | 33           |  | 35  | 36                   |
|               | Direct and Assumed                      | Ceded    | Net      | Direct and Assumed   | Ceded    | Net      | Loss                | Loss Expense |  | Losses Unpaid                             | Loss Expenses Unpaid |
|               |   |          |          |  |          |          |                     |              |  |   |                      |
| 1. Prior..... | XXX.....                                | XXX..... | XXX..... | XXX.....   | XXX..... | XXX..... | 0                   | 0            | XXX.....   | (24)                                      | 4                    |
| 2. 2014.....  | 22                                      | 0        | 22       | 97.8   | 0.8      | 149.5    | 0                   | 0            | 0.3  | (5)                                       | 1                    |
| 3. 2015.....  | 31                                      | 1        | 30       | 113.2  | 8.5      | 165.6    | 0                   | 0            | 0.3  | 12  | 3                    |
| 4. 2016.....  | 208                                     | 19       | 189      | 218.5  | 156.7    | 227.4    | 0                   | 0            | 0.3  | 22  | 15                   |
| 5. 2017.....  | 80                                      | 29       | 52       | 38.7   | 38.9     | 38.6     | 0                   | 0            | 0.3  | 6   | 10                   |
| 6. 2018.....  | 149                                     | 21       | 129      | 61.7   | 21.8     | 87.6     | 0                   | 0            | 0.3  | 13  | 2                    |
| 7. 2019.....  | 638                                     | 208      | 429      | 231.1  | 206.4    | 245.4    | 0                   | 0            | 0.3  | 23  | 46                   |
| 8. 2020.....  | 874                                     | 385      | 490      | 271.5  | 284.8    | 261.9    | 0                   | 0            | 0.3  | 10  | 60                   |
| 9. 2021.....  | 444                                     | 59       | 386      | 124.4  | 49.4     | 161.6    | 0                   | 0            | 0.3  | 139                                       | 20                   |
| 10. 2022..... | 337                                     | 76       | 262      | 93.3   | 74.3     | 100.7    | 0                   | 0            | 0.3  | 211                                       | 34                   |
| 11. 2023      | 372                                     | 120      | 252      | 141.5  | 125.4    | 150.7    | 0                   | 0            | 0.3  | 184                                       | 28                   |
| 12. Totals    | XXX                                     | XXX      | XXX      | XXX  | XXX      | XXX      | 0                   | 0            | XXX  | 592                                       | 224                  |

ANNUAL STATEMENT FOR THE YEAR 2023 OF THE VANLINER INSURANCE COMPANY

**SCHEDULE P - PART 11 - SPECIAL PROPERTY (FIRE, ALLIED LINES, INLAND MARINE, EARTHQUAKE, BURGLARY AND THEFT)**

(\$000 OMITTED)

| Years in Which<br>Premiums Were<br>Earned and<br>Losses Were<br>Incurred | Premiums Earned                |                |                      | Loss and Loss Expense Payments |       |  |       |                                 |       |  |  | 12   |
|--|--------------------------------|----------------|----------------------|--------------------------------|-------|--|-------|---------------------------------|-------|--|--|--|
|  | 1<br><br>Direct and<br>Assumed | 2<br><br>Ceded | 3<br><br>Net (1 - 2) | Loss Payments                  |       | Defense and Cost<br>Containment Payments |       | Adjusting and Other<br>Payments |       | 10<br><br>Salvage and<br>Subrogation<br>Received | 11<br><br>Total Net<br>Paid Cols<br>(4 - 5 + 6 - 7<br>+ 8 - 9) | Number of<br>Claims<br>Reported<br>Direct and<br>Assumed |
|  |                                |                |                      | 4                              | 5     | 6  | 7     | 8                               | 9     |  |  |  |
|  |                                |                |                      | Direct and<br>Assumed          | Ceded | Direct and<br>Assumed                    | Ceded | Direct and<br>Assumed           | Ceded |  |  |  |
| 1. Prior.....  | XXX.....                       | XXX.....       | XXX.....             | 207                            | 171   | 4  | 4     | 3                               | 0     | 1  | 39   | XXX.....   |
| 2. 2022.....   | 2,762                          | 757            | 2,005                | 897                            | 300   | 32                                       | 16    | 53                              | 0     | 18   | 666  | XXX.....   |
| 3. 2023  | 3,027                          | 833            | 2,194                | 543                            | 212   | 23                                       | 16    | 40                              | 0     | 16   | 379  | xxx  |
| 4. Totals  | XXX                            | XXX            | XXX                  | 1,647                          | 683   | 59                                       | 36    | 97                              | 0     | 35   | 1,084  | XXX  |

|           | Losses Unpaid      |       |                    |       | Defense and Cost Containment Unpaid |       |                    |       | Adjusting and Other Unpaid |       | 23                                  | 24                                   | 25  |
|-----------|--------------------|-------|--------------------|-------|-------------------------------------|-------|--------------------|-------|----------------------------|-------|-------------------------------------|--------------------------------------|---|
|           | Case Basis         |       | Bulk + IBNR        |       | Case Basis                          |       | Bulk + IBNR        |       |                            |       | Salvage and Subrogation Anticipated | Total Net Losses and Expenses Unpaid | Number of Claims Outstanding Direct and Assumed |
|           | 13                 | 14    | 15                 | 16    | 17                                  | 18    | 19                 | 20    | 21                         | 22    |                                     |                                      |   |
|           | Direct and Assumed | Ceded | Direct and Assumed | Ceded | Direct and Assumed                  | Ceded | Direct and Assumed | Ceded | Direct and Assumed         | Ceded |                                     |                                      |   |
| 1. Prior  | 0                  | 0     | 749                | 624   | 2                                   | 2     | 110                | 100   | 36                         | 0     | 16                                  | 171                                  | 4   |
| 2. 2022   | 2                  | 1     | 108                | 96    | 2                                   | 0     | 18                 | 16    | 1                          | 0     | 9                                   | 18                                   | 13  |
| 3. 2023   | 237                | 88    | 192                | 166   | 10                                  | 0     | 31                 | 28    | 19                         | 0     | 17                                  | 207                                  | 21  |
| 4. Totals | 239                | 88    | 1,049              | 885   | 13                                  | 3     | 159                | 145   | 56                         | 0     | 42                                  | 395                                  | 37  |

|                | Total Losses and Loss Expenses Incurred |             |           | Loss and Loss Expense Percentage (Incurred /Premiums Earned) |             |           | Nontabular Discount |                    | 34<br>Inter-Company Pooling Participation Percentage | Net Balance Sheet Reserves After Discount |                            |
|----------------|---|-------------|-----------|--|-------------|-----------|---------------------|--------------------|--|---|----------------------------|
|                | 26<br>Direct and Assumed                | 27<br>Ceded | 28<br>Net | 29<br>Direct and Assumed                                     | 30<br>Ceded | 31<br>Net | 32<br>Loss          | 33<br>Loss Expense |  | 35<br>Losses Unpaid                       | 36<br>Loss Expenses Unpaid |
|                |   |             |           |  |             |           |                     |                    |  |   |                            |
| 1. Prior ..... | XXX.....                                | XXX.....    | XXX.....  | XXX.....   | XXX.....    | XXX.....  | 0                   | 0                  | XXX.....   | 125                                       | 46                         |
| 2. 2022.....   | 1,112                                   | 429         | 683       | 40.3   | 56.7        | 34.1      | 0                   | 0                  | 0.3  | 13  | 5                          |
| 3. 2023        | 1,095                                   | 510         | 586       | 36.2   | 61.2        | 26.7      | 0                   | 0                  | 0.3  | 176                                       | 31                         |
| 4. Totals      | XXX                                     | XXX         | XXX       | XXX  | XXX         | XXX       | 0                   | 0                  | XXX  | 314                                       | 81                         |

ANNUAL STATEMENT FOR THE YEAR 2023 OF THE VANLINER INSURANCE COMPANY

**SCHEDULE P - PART 1J - AUTO PHYSICAL DAMAGE**

(\$000 OMITTED)

| Years in Which<br>Premiums Were<br>Earned and<br>Losses Were<br>Incurred | Premiums Earned                |                |                      | Loss and Loss Expense Payments |                |  |                |                                 |                |  |  | 12   |
|--|--------------------------------|----------------|----------------------|--------------------------------|----------------|--|----------------|---------------------------------|----------------|--|--|--|
|  | 1<br><br>Direct and<br>Assumed | 2<br><br>Ceded | 3<br><br>Net (1 - 2) | Loss Payments                  |                | Defense and Cost<br>Containment Payments |                | Adjusting and Other<br>Payments |                | 10<br><br>Salvage and<br>Subrogation<br>Received | 11<br><br>Total Net<br>Paid Cols<br>(4 - 5 + 6 - 7<br>+ 8 - 9) | Number of<br>Claims<br>Reported<br>Direct and<br>Assumed |
|  |                                |                |                      | 4<br><br>Direct and<br>Assumed | 5<br><br>Ceded | 6<br><br>Direct and<br>Assumed           | 7<br><br>Ceded | 8<br><br>Direct and<br>Assumed  | 9<br><br>Ceded |  |  |  |
|  |                                |                |                      |                                |                |  |                |                                 |                |  |  |  |
| 1. Prior.....  | XXX.....                       | XXX.....       | XXX.....             | (190)                          | (181)          | 44                                       | 23             | 89                              | 0              | 193  | 102  | XXX.....   |
| 2. 2022.....   | 30,820                         | 8,739          | 22,080               | 15,687                         | 7,082          | 250                                      | 146            | 1,253                           | 0              | 1,417  | 9,961  | 1,806  |
| 3. 2023  | 33,647                         | 9,857          | 23,790               | 11,186                         | 5,517          | 189                                      | 138            | 895                             | 0              | 552  | 6,615  | 1,388  |
| 4. Totals  | XXX                            | XXX            | XXX                  | 26,683                         | 12,418         | 483                                      | 307            | 2,236                           | 0              | 2,162  | 16,677   | XXX  |

|           | Losses Unpaid      |       |                    |       | Defense and Cost Containment Unpaid |       |                    |       | Adjusting and Other Unpaid |       | 23    | 24    | 25  |
|-----------|--------------------|-------|--------------------|-------|-------------------------------------|-------|--------------------|-------|----------------------------|-------|-------|-------|-----|
|           | Case Basis         |       | Bulk + IBNR        |       | Case Basis                          |       | Bulk + IBNR        |       |                            |       |       |       |     |
|           | 13                 | 14    | 15                 | 16    | 17                                  | 18    | 19                 | 20    | 21                         | 22    |       |       |     |
|           | Direct and Assumed | Ceded | Direct and Assumed | Ceded | Direct and Assumed                  | Ceded | Direct and Assumed | Ceded | Direct and Assumed         | Ceded |       |       |     |
| 1. Prior  | 24                 | 0     | 2,928              | 2,694 | 16                                  | 18    | 660                | 475   | 168                        | 0     | 183   | 608   | 66  |
| 2. 2022   | 178                | 104   | 393                | 682   | 1                                   | 2     | 188                | 138   | 136                        | 0     | 352   | (30)  | 59  |
| 3. 2023   | 2,320              | 1,427 | 1,913              | 1,596 | 47                                  | 22    | 271                | 257   | 505                        | 0     | 1,055 | 1,753 | 239 |
| 4. Totals | 2,521              | 1,532 | 5,235              | 4,972 | 64                                  | 42    | 1,119              | 870   | 809                        | 0     | 1,589 | 2,331 | 363 |

|                | Total Losses and Loss Expenses Incurred |            |            | Loss and Loss Expense Percentage (Incurred /Premiums Earned) |           |           | Nontabular Discount |              | 34<br>Inter-Company Pooling Participation Percentage | Net Balance Sheet Reserves After Discount |                      |
|----------------|---|------------|------------|--|-----------|-----------|---------------------|--------------|--|---|----------------------|
|                | 26                                      | 27         | 28         | 29   | 30        | 31        | 32                  | 33           |  | 35  | 36                   |
|                | Direct and Assumed                      | Ceded      | Net        | Direct and Assumed   | Ceded     | Net       | Loss                | Loss Expense |  | Losses Unpaid                             | Loss Expenses Unpaid |
|                |   |            |            |  |           |           |                     |              |  |   |                      |
| 1. Prior.....  | XXX.....                                | XXX.....   | XXX.....   | XXX.....   | XXX.....  | XXX.....  | 0.....              | 0.....       | XXX.....   | 257.....                                  | 351.....             |
| 2. 2022.....   | 18,086.....                             | 8,154..... | 9,931..... | 58.7.....  | 93.3..... | 45.0..... | 0.....              | 0.....       | 0.3.....   | (215).....                                | 185.....             |
| 3. 2023.....   | 17,325.....                             | 8,957..... | 8,368..... | 51.5.....  | 90.9..... | 35.2..... | 0.....              | 0.....       | 0.3.....   | 1,210.....                                | 543.....             |
| 4. Totals..... | XXX.....                                | XXX.....   | XXX.....   | XXX.....   | XXX.....  | XXX.....  | 0.....              | 0.....       | XXX.....   | 1,252.....                                | 1,079.....           |

ANNUAL STATEMENT FOR THE YEAR 2023 OF THE VANLINER INSURANCE COMPANY

**SCHEDULE P - PART 1K - FIDELITY/SURETY**

(\$000 OMITTED)

| Years in Which<br>Premiums Were<br>Earned and<br>Losses Were<br>Incurred | Premiums Earned                |                |                      | Loss and Loss Expense Payments |                |  |                |                                 |                |  |  | 12   |
|--|--------------------------------|----------------|----------------------|--------------------------------|----------------|--|----------------|---------------------------------|----------------|--|--|--|
|  | 1<br><br>Direct and<br>Assumed | 2<br><br>Ceded | 3<br><br>Net (1 - 2) | Loss Payments                  |                | Defense and Cost<br>Containment Payments |                | Adjusting and Other<br>Payments |                | 10<br><br>Salvage and<br>Subrogation<br>Received | 11<br><br>Total Net<br>Paid Cols<br>(4 - 5 + 6 - 7<br>+ 8 - 9) | Number of<br>Claims<br>Reported<br>Direct and<br>Assumed |
|  |                                |                |                      | 4<br><br>Direct and<br>Assumed | 5<br><br>Ceded | 6<br><br>Direct and<br>Assumed           | 7<br><br>Ceded | 8<br><br>Direct and<br>Assumed  | 9<br><br>Ceded |  |  |  |
|  |                                |                |                      |                                |                |  |                |                                 |                |  |  |  |
| 1. Prior.....  | XXX.....                       | XXX.....       | XXX.....             | .....0                         | .....0         | .....0                                   | .....0         | .....0                          | .....0         | .....0   | .....0   | ....XXX.....   |
| 2. 2022.....   | .....0                         | .....0         | .....0               | .....0                         | .....0         | .....0                                   | .....0         | .....0                          | .....0         | .....0   | .....0   | ....XXX.....   |
| 3. 2023  | 0                              | 0              | 0                    | 0                              | 0              | 0  | 0              | 0                               | 0              | 0  | 0  | XXX  |
| 4. Totals  | XXX                            | XXX            | XXX                  | 0                              | 0              | 0  | 0              | 0                               | 0              | 0  | 0  | XXX  |

|           | Losses Unpaid      |       |                    |       | Defense and Cost Containment Unpaid |       |                    |       | Adjusting and Other Unpaid |       | 23 | 24 | 25 |
|-----------|--------------------|-------|--------------------|-------|-------------------------------------|-------|--------------------|-------|----------------------------|-------|----|----|----|
|           | Case Basis         |       | Bulk + IBNR        |       | Case Basis                          |       | Bulk + IBNR        |       |                            |       |    |    |    |
|           | 13                 | 14    | 15                 | 16    | 17                                  | 18    | 19                 | 20    | 21                         | 22    |    |    |    |
|           | Direct and Assumed | Ceded | Direct and Assumed | Ceded | Direct and Assumed                  | Ceded | Direct and Assumed | Ceded | Direct and Assumed         | Ceded |    |    |    |
| 1. Prior  | 0                  | 0     | 12                 | 0     | 0                                   | 0     | 2                  | 0     | 1                          | 0     | 0  | 15 | 0  |
| 2. 2022   | 0                  | 0     | 0                  | 0     | 0                                   | 0     | 0                  | 0     | 0                          | 0     | 0  | 0  | 0  |
| 3. 2023   | 0                  | 0     | 0                  | 0     | 0                                   | 0     | 0                  | 0     | 0                          | 0     | 0  | 0  | 0  |
| 4. Totals | 0                  | 0     | 12                 | 0     | 0                                   | 0     | 2                  | 0     | 1                          | 0     | 0  | 15 | 0  |

|                | Total Losses and Loss Expenses Incurred |          |          | Loss and Loss Expense Percentage (Incurred /Premiums Earned) |          |          | Nontabular Discount |              | 34<br>Inter-Company Pooling Participation Percentage | Net Balance Sheet Reserves After Discount |                      |
|----------------|---|----------|----------|--|----------|----------|---------------------|--------------|--|---|----------------------|
|                | 26                                      | 27       | 28       | 29   | 30       | 31       | 32                  | 33           |  | 35  | 36                   |
|                | Direct and Assumed                      | Ceded    | Net      | Direct and Assumed   | Ceded    | Net      | Loss                | Loss Expense |  | Losses Unpaid                             | Loss Expenses Unpaid |
|                |   |          |          |  |          |          |                     |              |  |   |                      |
| 1. Prior ..... | XXX.....                                | XXX..... | XXX..... | XXX.....   | XXX..... | XXX..... | 0                   | 0            | XXX.....   | 12  | 3                    |
| 2. 2022.....   | 0                                       | 0        | 0        | 0.0  | 0.0      | 0.0      | 0                   | 0            | 0.3  | 0   | 0                    |
| 3. 2023        | 0                                       | 0        | 0        | 0.0  | 0.0      | 0.0      | 0                   | 0            | 0.3  | 0   | 0                    |
| 4. Totals      | XXX                                     | XXX      | XXX      | XXX  | XXX      | XXX      | 0                   | 0            | XXX  | 12  | 3                    |

ANNUAL STATEMENT FOR THE YEAR 2023 OF THE VANLINER INSURANCE COMPANY

**SCHEDULE P - PART 1L - OTHER (INCLUDING CREDIT, ACCIDENT AND HEALTH)**

(\$000 OMITTED)

| Years in Which<br>Premiums Were<br>Earned and<br>Losses Were<br>Incurred | Premiums Earned                |                |                      | Loss and Loss Expense Payments |                |  |                |                                 |                |  |  | 12   |
|--|--------------------------------|----------------|----------------------|--------------------------------|----------------|--|----------------|---------------------------------|----------------|--|--|--|
|  | 1<br><br>Direct and<br>Assumed | 2<br><br>Ceded | 3<br><br>Net (1 - 2) | Loss Payments                  |                | Defense and Cost<br>Containment Payments |                | Adjusting and Other<br>Payments |                | 10<br><br>Salvage and<br>Subrogation<br>Received | 11<br><br>Total Net<br>Paid Cols<br>(4 - 5 + 6 - 7<br>+ 8 - 9) | Number of<br>Claims<br>Reported<br>Direct and<br>Assumed |
|  |                                |                |                      | 4<br><br>Direct and<br>Assumed | 5<br><br>Ceded | 6<br><br>Direct and<br>Assumed           | 7<br><br>Ceded | 8<br><br>Direct and<br>Assumed  | 9<br><br>Ceded |  |  |  |
|  |                                |                |                      |                                |                |  |                |                                 |                |  |  |  |
| 1. Prior.....  | XXX.....                       | XXX.....       | XXX.....             | 107                            | 36             | 5  | 2              | 0                               | 0              | 0  | 75   | XXX.....   |
| 2. 2022.....   | 283                            | 87             | 196                  | 35                             | 11             | 7  | 2              | 0                               | 0              | 0  | 29   | XXX.....   |
| 3. 2023  | 59                             | 7              | 52                   | 0                              | 0              | 0  | 0              | 0                               | 0              | 0  | 0  | XXX  |
| 4. Totals  | XXX                            | XXX            | XXX                  | 143                            | 47             | 12                                       | 4              | 0                               | 0              | 0  | 104  | XXX  |

|           | Losses Unpaid      |       |                    |       | Defense and Cost Containment Unpaid |       |                    |       | Adjusting and Other Unpaid |       | 23 | 24  | 25 |
|-----------|--------------------|-------|--------------------|-------|-------------------------------------|-------|--------------------|-------|----------------------------|-------|----|-----|----|
|           | Case Basis         |       | Bulk + IBNR        |       | Case Basis                          |       | Bulk + IBNR        |       |                            |       |    |     |    |
|           | 13                 | 14    | 15                 | 16    | 17                                  | 18    | 19                 | 20    | 21                         | 22    |    |     |    |
|           | Direct and Assumed | Ceded | Direct and Assumed | Ceded | Direct and Assumed                  | Ceded | Direct and Assumed | Ceded | Direct and Assumed         | Ceded |    |     |    |
| 1. Prior  | 69                 | 23    | 183                | 46    | 0                                   | 0     | 32                 | 8     | 9                          | 0     | 0  | 215 | 0  |
| 2. 2022   | 0                  | 0     | 54                 | 4     | 0                                   | 0     | 9                  | 1     | 0                          | 0     | 0  | 59  | 0  |
| 3. 2023   | 0                  | 0     | 22                 | 3     | 0                                   | 0     | 4                  | 0     | 0                          | 0     | 0  | 23  | 0  |
| 4. Totals | 69                 | 23    | 258                | 53    | 0                                   | 0     | 46                 | 9     | 9                          | 0     | 0  | 297 | 0  |

|               | Total Losses and Loss Expenses Incurred |          |          | Loss and Loss Expense Percentage (Incurred /Premiums Earned) |          |          | Nontabular Discount |              | 34<br>Inter-Company Pooling Participation Percentage | Net Balance Sheet Reserves After Discount |                      |
|---------------|---|----------|----------|--|----------|----------|---------------------|--------------|--|---|----------------------|
|               | 26                                      | 27       | 28       | 29   | 30       | 31       | 32                  | 33           |  | 35  | 36                   |
|               | Direct and Assumed                      | Ceded    | Net      | Direct and Assumed   | Ceded    | Net      | Loss                | Loss Expense |  | Losses Unpaid                             | Loss Expenses Unpaid |
|               |   |          |          |  |          |          |                     |              |  |   |                      |
| 1. Prior..... | XXX.....                                | XXX..... | XXX..... | XXX.....   | XXX..... | XXX..... | 0                   | 0            | XXX.....   | 182                                       | 33                   |
| 2. 2022.....  | 105                                     | 18       | 88       | 37.3   | 20.5     | 44.8     | 0                   | 0            | 0.3  | 50  | 9                    |
| 3. 2023       | 26                                      | 3        | 23       | 44.6   | 49.0     | 44.1     | 0                   | 0            | 0.3  | 20  | 3                    |
| 4. Totals     | XXX                                     | XXX      | XXX      | XXX  | XXX      | XXX      | 0                   | 0            | XXX  | 252                                       | 45                   |

Schedule P - Part 1M - International

**N O N E**

Schedule P - Part 1N - Reinsurance - Nonproportional Assumed Property

**N O N E**

Schedule P - Part 1O - Reinsurance - Nonproportional Assumed Liability

**N O N E**

Schedule P - Part 1P - Reinsurance - Nonproportional Assumed Financial Lines

**N O N E**

Schedule P - Part 1R - Section 1 - Products Liability - Occurrence

**N O N E**

Schedule P - Part 1R - Section 2 - Products Liability - Claims-Made

**N O N E**

Schedule P - Part 1S - Financial Guaranty/Mortgage Guaranty

**N O N E**

Schedule P - Part 1T - Warranty

**N O N E**

ANNUAL STATEMENT FOR THE YEAR 2023 OF THE VANLINER INSURANCE COMPANY

SCHEDULE P - PART 2A - HOMEOWNERS/FARMOWNERS

| Years in<br>Which Losses<br>Were Incurred | INCURRED NET LOSSES AND DEFENSE AND COST CONTAINMENT EXPENSES REPORTED AT YEAR END (\$000 OMITTED) |           |           |           |           |           |           |           |           |            | DEVELOPMENT    |                |
|---|--|-----------|-----------|-----------|-----------|-----------|-----------|-----------|-----------|------------|----------------|----------------|
|   | 1<br>2014  | 2<br>2015 | 3<br>2016 | 4<br>2017 | 5<br>2018 | 6<br>2019 | 7<br>2020 | 8<br>2021 | 9<br>2022 | 10<br>2023 | 11<br>One Year | 12<br>Two Year |
| 1. Prior.....                             |  |           |           |           |           |           |           |           |           |            |                |                |
| 2. 2014.....                              |  |           |           |           |           |           |           |           |           |            |                |                |
| 3. 2015.....                              | XXX  |           |           |           |           |           |           |           |           |            |                |                |
| 4. 2016.....                              | XXX  | XXX       |           |           |           |           |           |           |           |            |                |                |
| 5. 2017.....                              | XXX  | XXX       | XXX       |           |           |           |           |           |           |            |                |                |
| 6. 2018.....                              | XXX  | XXX       | XXX       | XXX       |           |           |           |           |           |            |                |                |
| 7. 2019.....                              | XXX  | XXX       | XXX       | XXX       | XXX       |           |           |           |           |            |                |                |
| 8. 2020.....                              | XXX  | XXX       | XXX       | XXX       | XXX       | XXX       |           |           |           |            |                |                |
| 9. 2021.....                              | XXX  | XXX       | XXX       | XXX       | XXX       | XXX       | XXX       |           |           |            |                |                |
| 10. 2022.....                             | XXX  | XXX       | XXX       | XXX       | XXX       | XXX       | XXX       | XXX       |           |            |                | XXX            |
| 11. 2023                                  | XXX  | XXX       | XXX       | XXX       | XXX       | XXX       | XXX       | XXX       | XXX       |            | XXX            | XXX            |
| 12. Totals                                |  |           |           |           |           |           |           |           |           |            |                |                |

SCHEDULE P - PART 2B - PRIVATE PASSENGER AUTO LIABILITY/MEDICAL

|               |     |       |       |       |       |       |       |       |       |       |      |      |
|---------------|-----|-------|-------|-------|-------|-------|-------|-------|-------|-------|------|------|
| 1. Prior..... | 714 | 738   | 500   | 499   | 499   | 470   | 461   | 462   | 458   | 436   | (22) | (25) |
| 2. 2014.....  | 926 | 932   | 838   | 840   | 840   | 865   | 870   | 840   | 814   | 805   | (9)  | (35) |
| 3. 2015.....  | XXX | 1,100 | 1,231 | 1,232 | 1,233 | 1,216 | 1,220 | 1,216 | 1,197 | 1,197 | 0    | (20) |
| 4. 2016.....  | XXX | XXX   | 1,109 | 1,117 | 1,115 | 999   | 997   | 994   | 989   | 988   | 0    | (5)  |
| 5. 2017.....  | XXX | XXX   | XXX   | 780   | 787   | 803   | 809   | 728   | 820   | 799   | (21) | 71   |
| 6. 2018.....  | XXX | XXX   | XXX   | XXX   | 54    | 54    | 53    | 54    | 54    | 44    | (10) | (10) |
| 7. 2019.....  | XXX | XXX   | XXX   | XXX   | XXX   | 0     | 0     | 0     | 0     | 0     | 0    | 0    |
| 8. 2020.....  | XXX | XXX   | XXX   | XXX   | XXX   | XXX   | 0     | 0     | 0     | 0     | 0    | 0    |
| 9. 2021.....  | XXX | XXX   | XXX   | XXX   | XXX   | XXX   | XXX   | 0     | 0     | 0     | 0    | 0    |
| 10. 2022..... | XXX | XXX   | XXX   | XXX   | XXX   | XXX   | XXX   | XXX   | 0     | 0     | 0    | XXX  |
| 11. 2023      | XXX | XXX   | XXX   | XXX   | XXX   | XXX   | XXX   | XXX   | XXX   | 0     | XXX  | XXX  |
| 12. Totals    |     |       |       |       |       |       |       |       |       |       | (63) | (24) |

SCHEDULE P - PART 2C - COMMERCIAL AUTO/TRUCK LIABILITY/MEDICAL

|               |        |        |        |        |        |        |        |        |        |        |       |         |
|---------------|--------|--------|--------|--------|--------|--------|--------|--------|--------|--------|-------|---------|
| 1. Prior..... | 43,409 | 48,107 | 55,128 | 54,865 | 52,503 | 49,372 | 48,842 | 48,466 | 48,505 | 48,531 | 26    | 65      |
| 2. 2014.....  | 36,919 | 38,561 | 38,241 | 38,594 | 38,238 | 36,652 | 36,141 | 35,939 | 35,884 | 35,803 | (81)  | (136)   |
| 3. 2015.....  | XXX    | 34,445 | 36,487 | 36,239 | 35,847 | 36,079 | 35,436 | 35,215 | 35,125 | 35,417 | 292   | 201     |
| 4. 2016.....  | XXX    | XXX    | 30,432 | 30,477 | 29,190 | 29,599 | 28,260 | 28,197 | 28,780 | 28,880 | 100   | 683     |
| 5. 2017.....  | XXX    | XXX    | XXX    | 33,279 | 33,143 | 33,966 | 31,959 | 31,781 | 32,724 | 32,728 | 4     | 947     |
| 6. 2018.....  | XXX    | XXX    | XXX    | XXX    | 39,202 | 39,784 | 39,606 | 39,920 | 42,319 | 42,290 | (29)  | 2,369   |
| 7. 2019.....  | XXX    | XXX    | XXX    | XXX    | XXX    | 42,450 | 41,984 | 42,598 | 46,844 | 47,435 | 592   | 4,837   |
| 8. 2020.....  | XXX    | XXX    | XXX    | XXX    | XXX    | XXX    | 42,945 | 42,629 | 41,048 | 41,551 | 503   | (1,077) |
| 9. 2021.....  | XXX    | XXX    | XXX    | XXX    | XXX    | XXX    | XXX    | 52,443 | 52,289 | 52,689 | 400   | 245     |
| 10. 2022..... | XXX    | XXX    | XXX    | XXX    | XXX    | XXX    | XXX    | XXX    | 61,820 | 61,627 | (193) | XXX     |
| 11. 2023      | XXX    | XXX    | XXX    | XXX    | XXX    | XXX    | XXX    | XXX    | XXX    | 69,535 | XXX   | XXX     |
| 12. Totals    |        |        |        |        |        |        |        |        |        |        | 1,614 | 8,135   |

SCHEDULE P - PART 2D - WORKERS' COMPENSATION  
(EXCLUDING EXCESS WORKERS' COMPENSATION)

|               |        |        |        |        |        |        |        |        |        |        |         |         |
|---------------|--------|--------|--------|--------|--------|--------|--------|--------|--------|--------|---------|---------|
| 1. Prior..... | 27,647 | 29,981 | 27,931 | 27,598 | 27,634 | 27,662 | 26,822 | 26,216 | 25,915 | 25,384 | (531)   | (831)   |
| 2. 2014.....  | 18,639 | 16,377 | 15,207 | 14,857 | 13,856 | 13,630 | 13,046 | 12,887 | 12,725 | 12,798 | 73      | (89)    |
| 3. 2015.....  | XXX    | 19,852 | 17,518 | 17,381 | 16,587 | 15,938 | 15,205 | 14,715 | 14,630 | 14,297 | (333)   | (419)   |
| 4. 2016.....  | XXX    | XXX    | 21,149 | 20,955 | 20,517 | 18,279 | 17,476 | 15,932 | 15,321 | 15,281 | (40)    | (651)   |
| 5. 2017.....  | XXX    | XXX    | XXX    | 22,607 | 22,217 | 19,936 | 18,508 | 17,652 | 17,324 | 17,038 | (287)   | (615)   |
| 6. 2018.....  | XXX    | XXX    | XXX    | XXX    | 20,875 | 19,719 | 18,438 | 17,576 | 16,594 | 16,005 | (589)   | (1,571) |
| 7. 2019.....  | XXX    | XXX    | XXX    | XXX    | XXX    | 20,084 | 17,484 | 16,886 | 14,634 | 15,259 | 625     | (1,627) |
| 8. 2020.....  | XXX    | XXX    | XXX    | XXX    | XXX    | XXX    | 16,780 | 14,853 | 14,690 | 14,237 | (453)   | (616)   |
| 9. 2021.....  | XXX    | XXX    | XXX    | XXX    | XXX    | XXX    | XXX    | 16,850 | 14,633 | 15,019 | 386     | (1,830) |
| 10. 2022..... | XXX    | XXX    | XXX    | XXX    | XXX    | XXX    | XXX    | XXX    | 16,430 | 15,764 | (666)   | XXX     |
| 11. 2023      | XXX    | XXX    | XXX    | XXX    | XXX    | XXX    | XXX    | XXX    | XXX    | 16,496 | XXX     | XXX     |
| 12. Totals    |        |        |        |        |        |        |        |        |        |        | (1,814) | (8,249) |

SCHEDULE P - PART 2E - COMMERCIAL MULTIPLE PERIL

|               |     |     |     |     |       |       |       |       |       |       |       |       |
|---------------|-----|-----|-----|-----|-------|-------|-------|-------|-------|-------|-------|-------|
| 1. Prior..... | 189 | 181 | 380 | 380 | 536   | 446   | 443   | 443   | 437   | 437   | 0     | (7)   |
| 2. 2014.....  | 426 | 575 | 655 | 653 | 653   | 633   | 631   | 623   | 623   | 621   | (2)   | (2)   |
| 3. 2015.....  | XXX | 573 | 417 | 414 | 412   | 375   | 335   | 314   | 313   | 305   | (8)   | (9)   |
| 4. 2016.....  | XXX | XXX | 887 | 872 | 1,106 | 1,103 | 1,091 | 1,064 | 1,086 | 1,102 | 16    | 38    |
| 5. 2017.....  | XXX | XXX | XXX | 798 | 954   | 1,129 | 1,131 | 1,064 | 1,104 | 1,091 | (13)  | 27    |
| 6. 2018.....  | XXX | XXX | XXX | XXX | 686   | 593   | 555   | 472   | 426   | 422   | (4)   | (50)  |
| 7. 2019.....  | XXX | XXX | XXX | XXX | XXX   | 520   | 457   | 418   | 424   | 381   | (43)  | (37)  |
| 8. 2020.....  | XXX | XXX | XXX | XXX | XXX   | XXX   | 366   | 331   | 193   | 169   | (23)  | (161) |
| 9. 2021.....  | XXX | XXX | XXX | XXX | XXX   | XXX   | XXX   | 545   | 761   | 668   | (93)  | 123   |
| 10. 2022..... | XXX | XXX | XXX | XXX | XXX   | XXX   | XXX   | XXX   | 343   | 316   | (26)  | XXX   |
| 11. 2023      | XXX | XXX | XXX | XXX | XXX   | XXX   | XXX   | XXX   | XXX   | 500   | XXX   | XXX   |
| 12. Totals    |     |     |     |     |       |       |       |       |       |       | (196) | (78)  |



ANNUAL STATEMENT FOR THE YEAR 2023 OF THE VANLINER INSURANCE COMPANY

SCHEDULE P - PART 2F - SECTION 1 - MEDICAL PROFESSIONAL LIABILITY - OCCURRENCE

| Years in<br>Which Losses<br>Were Incurred | INCURRED NET LOSSES AND DEFENSE AND COST CONTAINMENT EXPENSES REPORTED AT YEAR END (\$000 OMITTED) |           |           |           |           |           |           |           |           |            | DEVELOPMENT    |                |
|---|--|-----------|-----------|-----------|-----------|-----------|-----------|-----------|-----------|------------|----------------|----------------|
|   | 1<br>2014  | 2<br>2015 | 3<br>2016 | 4<br>2017 | 5<br>2018 | 6<br>2019 | 7<br>2020 | 8<br>2021 | 9<br>2022 | 10<br>2023 | 11<br>One Year | 12<br>Two Year |
| 1. Prior.....                             |  |           |           |           |           |           |           |           |           |            |                |                |
| 2. 2014.....                              |  |           |           |           |           |           |           |           |           |            |                |                |
| 3. 2015.....                              | XXX  |           |           |           |           |           |           |           |           |            |                |                |
| 4. 2016.....                              | XXX  | XXX       |           |           |           |           |           |           |           |            |                |                |
| 5. 2017.....                              | XXX  | XXX       | XXX       |           |           |           |           |           |           |            |                |                |
| 6. 2018.....                              | XXX  | XXX       | XXX       | XXX       |           |           |           |           |           |            |                |                |
| 7. 2019.....                              | XXX  | XXX       | XXX       | XXX       | XXX       |           |           |           |           |            |                |                |
| 8. 2020.....                              | XXX  | XXX       | XXX       | XXX       | XXX       | XXX       |           |           |           |            |                |                |
| 9. 2021.....                              | XXX  | XXX       | XXX       | XXX       | XXX       | XXX       | XXX       |           |           |            |                |                |
| 10. 2022.....                             | XXX  | XXX       | XXX       | XXX       | XXX       | XXX       | XXX       | XXX       |           |            |                | XXX            |
| 11. 2023                                  | XXX  | XXX       | XXX       | XXX       | XXX       | XXX       | XXX       | XXX       | XXX       |            | XXX            | XXX            |
| 12. Totals                                |  |           |           |           |           |           |           |           |           |            |                |                |

SCHEDULE P - PART 2F - SECTION 2 - MEDICAL PROFESSIONAL LIABILITY - CLAIMS-MADE

|               |     |     |     |     |     |     |     |     |     |  |     |     |
|---------------|-----|-----|-----|-----|-----|-----|-----|-----|-----|--|-----|-----|
| 1. Prior..... |     |     |     |     |     |     |     |     |     |  |     |     |
| 2. 2014.....  |     |     |     |     |     |     |     |     |     |  |     |     |
| 3. 2015.....  | XXX |     |     |     |     |     |     |     |     |  |     |     |
| 4. 2016.....  | XXX | XXX |     |     |     |     |     |     |     |  |     |     |
| 5. 2017.....  | XXX | XXX | XXX |     |     |     |     |     |     |  |     |     |
| 6. 2018.....  | XXX | XXX | XXX | XXX |     |     |     |     |     |  |     |     |
| 7. 2019.....  | XXX | XXX | XXX | XXX | XXX |     |     |     |     |  |     |     |
| 8. 2020.....  | XXX | XXX | XXX | XXX | XXX | XXX |     |     |     |  |     |     |
| 9. 2021.....  | XXX | XXX | XXX | XXX | XXX | XXX | XXX |     |     |  |     |     |
| 10. 2022..... | XXX | XXX | XXX | XXX | XXX | XXX | XXX | XXX |     |  |     | XXX |
| 11. 2023      | XXX | XXX | XXX | XXX | XXX | XXX | XXX | XXX | XXX |  | XXX | XXX |
| 12. Totals    |     |     |     |     |     |     |     |     |     |  |     |     |

SCHEDULE P - PART 2G - SPECIAL LIABILITY (OCEAN MARINE, AIRCRAFT (ALL PERILS),  
BOILER AND MACHINERY)

|               |     |     |     |     |     |     |     |     |     |   |     |     |
|---------------|-----|-----|-----|-----|-----|-----|-----|-----|-----|---|-----|-----|
| 1. Prior..... | 11  | 14  | 14  | 14  | 14  | 0   | 0   | 0   | 0   | 0 | 0   | 0   |
| 2. 2014.....  | 3   | 0   | 0   | 0   | 0   | 0   | 0   | 0   | 0   | 0 | 0   | 0   |
| 3. 2015.....  | XXX | 0   | 0   | 0   | 0   | 0   | 0   | 0   | 0   | 0 | 0   | 0   |
| 4. 2016.....  | XXX | XXX | 1   | 0   | 0   | 0   | 0   | 0   | 0   | 0 | 0   | 0   |
| 5. 2017.....  | XXX | XXX | XXX | 1   | 1   | 1   | 1   | 1   | 1   | 1 | 0   | 0   |
| 6. 2018.....  | XXX | XXX | XXX | XXX | 0   | 0   | 0   | 0   | 0   | 0 | 0   | 0   |
| 7. 2019.....  | XXX | XXX | XXX | XXX | XXX | 1   | 1   | 1   | 1   | 1 | 0   | 0   |
| 8. 2020.....  | XXX | XXX | XXX | XXX | XXX | XXX | 1   | 1   | 1   | 1 | 0   | 0   |
| 9. 2021.....  | XXX | XXX | XXX | XXX | XXX | XXX | XXX | 0   | 0   | 0 | 0   | 0   |
| 10. 2022..... | XXX | XXX | XXX | XXX | XXX | XXX | XXX | XXX | 1   | 1 | 0   | XXX |
| 11. 2023      | XXX | XXX | XXX | XXX | XXX | XXX | XXX | XXX | XXX | 1 | XXX | XXX |
| 12. Totals    |     |     |     |     |     |     |     |     |     |   | 0   | 0   |

SCHEDULE P - PART 2H - SECTION 1 - OTHER LIABILITY - OCCURRENCE

|               |       |       |       |       |       |       |       |       |       |       |       |       |
|---------------|-------|-------|-------|-------|-------|-------|-------|-------|-------|-------|-------|-------|
| 1. Prior..... | 2,952 | 2,858 | 3,701 | 3,941 | 4,014 | 4,575 | 4,543 | 4,673 | 4,591 | 4,554 | (38)  | (119) |
| 2. 2014.....  | 2,299 | 2,270 | 2,907 | 2,974 | 3,080 | 3,386 | 3,427 | 3,418 | 3,421 | 3,422 | 1     | 4     |
| 3. 2015.....  | XXX   | 3,039 | 3,009 | 2,907 | 3,290 | 3,217 | 3,214 | 3,159 | 3,139 | 3,078 | (61)  | (81)  |
| 4. 2016.....  | XXX   | XXX   | 3,996 | 3,621 | 3,629 | 3,166 | 3,217 | 3,253 | 3,227 | 3,238 | 11    | (15)  |
| 5. 2017.....  | XXX   | XXX   | XXX   | 3,140 | 3,138 | 3,044 | 2,809 | 2,798 | 2,899 | 3,004 | 106   | 206   |
| 6. 2018.....  | XXX   | XXX   | XXX   | XXX   | 3,187 | 3,017 | 2,839 | 2,667 | 2,930 | 3,119 | 189   | 452   |
| 7. 2019.....  | XXX   | XXX   | XXX   | XXX   | XXX   | 3,014 | 3,661 | 3,548 | 3,532 | 3,695 | 163   | 147   |
| 8. 2020.....  | XXX   | XXX   | XXX   | XXX   | XXX   | XXX   | 2,711 | 3,794 | 3,634 | 3,061 | (572) | (733) |
| 9. 2021.....  | XXX   | XXX   | XXX   | XXX   | XXX   | XXX   | XXX   | 2,335 | 3,176 | 3,393 | 217   | 1,058 |
| 10. 2022..... | XXX   | XXX   | XXX   | XXX   | XXX   | XXX   | XXX   | XXX   | 4,078 | 3,904 | (174) | XXX   |
| 11. 2023      | XXX   | XXX   | XXX   | XXX   | XXX   | XXX   | XXX   | XXX   | XXX   | 4,365 | XXX   | XXX   |
| 12. Totals    |       |       |       |       |       |       |       |       |       |       | (159) | 919   |

SCHEDULE P - PART 2H - SECTION 2 - OTHER LIABILITY - CLAIMS-MADE

|               |     |     |     |     |     |     |     |     |     |     |      |      |
|---------------|-----|-----|-----|-----|-----|-----|-----|-----|-----|-----|------|------|
| 1. Prior..... | 135 | 193 | 301 | 300 | 296 | 410 | 410 | 411 | 411 | 375 | (36) | (36) |
| 2. 2014.....  | 8   | 20  | 25  | 26  | 26  | 26  | 26  | 26  | 26  | 19  | (7)  | (7)  |
| 3. 2015.....  | XXX | 20  | 19  | 19  | 19  | 28  | 28  | 28  | 28  | 28  | 0    | 0    |
| 4. 2016.....  | XXX | XXX | 208 | 208 | 208 | 188 | 188 | 189 | 190 | 184 | (5)  | (4)  |
| 5. 2017.....  | XXX | XXX | XXX | 134 | 134 | 101 | 101 | 102 | 102 | 50  | (52) | (52) |
| 6. 2018.....  | XXX | XXX | XXX | XXX | 147 | 140 | 140 | 151 | 125 | 125 | 0    | (25) |
| 7. 2019.....  | XXX | XXX | XXX | XXX | XXX | 176 | 250 | 288 | 437 | 424 | (13) | 135  |
| 8. 2020.....  | XXX | XXX | XXX | XXX | XXX | XXX | 188 | 332 | 504 | 486 | (18) | 154  |
| 9. 2021.....  | XXX | XXX | XXX | XXX | XXX | XXX | XXX | 242 | 303 | 381 | 78   | 139  |
| 10. 2022..... | XXX | XXX | XXX | XXX | XXX | XXX | XXX | XXX | 260 | 260 | 0    | XXX  |
| 11. 2023      | XXX | XXX | XXX | XXX | XXX | XXX | XXX | XXX | XXX | 251 | XXX  | XXX  |
| 12. Totals    |     |     |     |     |     |     |     |     |     |     | (53) | 304  |

ANNUAL STATEMENT FOR THE YEAR 2023 OF THE VANLINER INSURANCE COMPANY

SCHEDULE P - PART 2I - SPECIAL PROPERTY (FIRE, ALLIED LINES, INLAND MARINE, EARTHQUAKE, BURGLARY, AND THEFT)

| Years in Which Losses Were Incurred | INCURRED NET LOSSES AND DEFENSE AND COST CONTAINMENT EXPENSES REPORTED AT YEAR END (\$000 OMITTED) |           |           |           |           |           |           |           |           |            | DEVELOPMENT    |                |
|-------------------------------------|--|-----------|-----------|-----------|-----------|-----------|-----------|-----------|-----------|------------|----------------|----------------|
|                                     | 1<br>2014  | 2<br>2015 | 3<br>2016 | 4<br>2017 | 5<br>2018 | 6<br>2019 | 7<br>2020 | 8<br>2021 | 9<br>2022 | 10<br>2023 | 11<br>One Year | 12<br>Two Year |
| 1. Prior.....                       | XXX.....   | XXX.....  | XXX.....  | XXX.....  | XXX.....  | XXX.....  | XXX.....  | .....514  | .....438  | .....347   | .....(92)      | .....(167)     |
| 2. 2022.....                        | XXX.....   | XXX.....  | XXX.....  | XXX.....  | XXX.....  | XXX.....  | XXX.....  | XXX.....  | .....418  | .....629   | .....211       | .....XXX.....  |
| 3. 2023.....                        | XXX.....   | XXX.....  | XXX.....  | XXX.....  | XXX.....  | XXX.....  | XXX.....  | XXX.....  | XXX.....  | 527        | XXX            | XXX            |
| 4. Totals                           |  |           |           |           |           |           |           |           |           |            | 119            | (167)          |

SCHEDULE P - PART 2J - AUTO PHYSICAL DAMAGE

|               |          |          |          |          |          |          |          |            |            |            |            |               |
|---------------|----------|----------|----------|----------|----------|----------|----------|------------|------------|------------|------------|---------------|
| 1. Prior..... | XXX..... | XXX..... | XXX..... | XXX..... | XXX..... | XXX..... | XXX..... | .....3,393 | .....2,210 | .....2,084 | .....(125) | .....(1,309)  |
| 2. 2022.....  | XXX..... | XXX..... | XXX..... | XXX..... | XXX..... | XXX..... | XXX..... | XXX.....   | .....8,976 | .....8,543 | .....(433) | .....XXX..... |
| 3. 2023.....  | XXX..... | XXX..... | XXX..... | XXX..... | XXX..... | XXX..... | XXX..... | XXX.....   | XXX.....   | 6,968      | XXX        | XXX           |
| 4. Totals     |          |          |          |          |          |          |          |            |            |            | (559)      | (1,309)       |

SCHEDULE P - PART 2K - FIDELITY/SURETY

|               |          |          |          |          |          |          |          |          |          |         |        |               |
|---------------|----------|----------|----------|----------|----------|----------|----------|----------|----------|---------|--------|---------------|
| 1. Prior..... | XXX..... | XXX..... | XXX..... | XXX..... | XXX..... | XXX..... | XXX..... | .....14  | .....14  | .....14 | .....0 | .....0        |
| 2. 2022.....  | XXX..... | XXX..... | XXX..... | XXX..... | XXX..... | XXX..... | XXX..... | XXX..... | .....0   | .....0  | .....0 | .....XXX..... |
| 3. 2023.....  | XXX..... | XXX..... | XXX..... | XXX..... | XXX..... | XXX..... | XXX..... | XXX..... | XXX..... | 0       | XXX    | XXX           |
| 4. Totals     |          |          |          |          |          |          |          |          |          |         | 0      | 0             |

SCHEDULE P - PART 2L - OTHER (INCLUDING CREDIT, ACCIDENT AND HEALTH)

|               |          |          |          |          |          |          |          |          |          |          |         |               |
|---------------|----------|----------|----------|----------|----------|----------|----------|----------|----------|----------|---------|---------------|
| 1. Prior..... | XXX..... | XXX..... | XXX..... | XXX..... | XXX..... | XXX..... | XXX..... | .....282 | .....275 | .....374 | .....99 | .....92       |
| 2. 2022.....  | XXX..... | XXX..... | XXX..... | XXX..... | XXX..... | XXX..... | XXX..... | XXX..... | .....88  | .....88  | .....0  | .....XXX..... |
| 3. 2023.....  | XXX..... | XXX..... | XXX..... | XXX..... | XXX..... | XXX..... | XXX..... | XXX..... | XXX..... | 23       | XXX     | XXX           |
| 4. Totals     |          |          |          |          |          |          |          |          |          |          | 99      | 92            |

SCHEDULE P - PART 2M - INTERNATIONAL

|               |          |          |          |          |          |          |          |          |          |  |     |          |
|---------------|----------|----------|----------|----------|----------|----------|----------|----------|----------|--|-----|----------|
| 1. Prior..... |          |          |          |          |          |          |          |          |          |  |     |          |
| 2. 2014.....  |          |          |          |          |          |          |          |          |          |  |     |          |
| 3. 2015.....  | XXX..... |          |          |          |          |          |          |          |          |  |     |          |
| 4. 2016.....  | XXX..... | XXX..... |          |          |          |          |          |          |          |  |     |          |
| 5. 2017.....  | XXX..... | XXX..... | XXX..... |          |          |          |          |          |          |  |     |          |
| 6. 2018.....  | XXX..... | XXX..... | XXX..... | XXX..... |          |          |          |          |          |  |     |          |
| 7. 2019.....  | XXX..... | XXX..... | XXX..... | XXX..... | XXX..... |          |          |          |          |  |     |          |
| 8. 2020.....  | XXX..... | XXX..... | XXX..... | XXX..... | XXX..... | XXX..... |          |          |          |  |     |          |
| 9. 2021.....  | XXX..... | XXX..... | XXX..... | XXX..... | XXX..... | XXX..... | XXX..... |          |          |  |     |          |
| 10. 2022..... | XXX..... | XXX..... | XXX..... | XXX..... | XXX..... | XXX..... | XXX..... | XXX..... |          |  |     | XXX..... |
| 11. 2023..... | XXX..... | XXX..... | XXX..... | XXX..... | XXX..... | XXX..... | XXX..... | XXX..... | XXX..... |  | XXX | XXX      |
| 12. Totals    |          |          |          |          |          |          |          |          |          |  |     |          |

Schedule P - Part 2N - Reinsurance - Nonproportional Assumed Property

**N O N E**

Schedule P - Part 2O - Reinsurance - Nonproportional Assumed Liability

**N O N E**

Schedule P - Part 2P - Reinsurance - Nonproportional Assumed Financial Lines

**N O N E**

Schedule P - Part 2R - Section 1 - Products Liability - Occurrence

**N O N E**

Schedule P - Part 2R - Section 2 - Products Liability - Claims-Made

**N O N E**

Schedule P - Part 2S - Financial Guaranty/Mortgage Guaranty

**N O N E**

Schedule P - Part 2T - Warranty

**N O N E**

ANNUAL STATEMENT FOR THE YEAR 2023 OF THE VANLINER INSURANCE COMPANY

SCHEDULE P - PART 3A - HOMEOWNERS/FARMOWNERS

| Years in Which Losses Were Incurred | CUMULATIVE PAID NET LOSSES AND DEFENSE AND COST CONTAINMENT EXPENSES REPORTED AT YEAR END (\$000 OMITTED) |          |          |          |          |          |          |          |          |      | 11<br>Number of Claims Closed With Loss Payment | 12<br>Number of Claims Closed Without Loss Payment |
|-------------------------------------|---|----------|----------|----------|----------|----------|----------|----------|----------|------|---|--|
|                                     | 1   | 2        | 3        | 4        | 5        | 6        | 7        | 8        | 9        | 10   |   |  |
|                                     | 2014  | 2015     | 2016     | 2017     | 2018     | 2019     | 2020     | 2021     | 2022     | 2023 |   |  |
| 1. Prior.....                       | 000.....  |          |          |          |          |          |          |          |          |      |   |  |
| 2. 2014.....                        |   |          |          |          |          |          |          |          |          |      |   |  |
| 3. 2015.....                        | XXX.....  |          |          |          |          |          |          |          |          |      |   |  |
| 4. 2016.....                        | XXX.....  | XXX..... |          |          |          |          |          |          |          |      |   |  |
| 5. 2017.....                        | XXX.....  | XXX..... | XXX..... |          |          |          |          |          |          |      |   |  |
| 6. 2018.....                        | XXX.....  | XXX..... | XXX..... | XXX..... |          |          |          |          |          |      |   |  |
| 7. 2019.....                        | XXX.....  | XXX..... | XXX..... | XXX..... | XXX..... | XXX..... |          |          |          |      |   |  |
| 8. 2020.....                        | XXX.....  | XXX..... | XXX..... | XXX..... | XXX..... | XXX..... | XXX..... |          |          |      |   |  |
| 9. 2021.....                        | XXX.....  | XXX..... | XXX..... | XXX..... | XXX..... | XXX..... | XXX..... | XXX..... |          |      |   |  |
| 10. 2022.....                       | XXX.....  | XXX..... | XXX..... | XXX..... | XXX..... | XXX..... | XXX..... | XXX..... |          |      |   |  |
| 11. 2023.....                       | XXX.....  | XXX..... | XXX..... | XXX..... | XXX..... | XXX..... | XXX..... | XXX..... | XXX..... |      |   |  |

NONE

SCHEDULE P - PART 3B - PRIVATE PASSENGER AUTO LIABILITY/MEDICAL

|               |          |          |          |          |            |            |            |            |            |            |         |         |
|---------------|----------|----------|----------|----------|------------|------------|------------|------------|------------|------------|---------|---------|
| 1. Prior..... | 000..... | 265..... | 395..... | 418..... | 419.....   | 419.....   | 425.....   | 426.....   | 426.....   | 426.....   | 10..... | 0.....  |
| 2. 2014.....  | 224..... | 458..... | 650..... | 677..... | 800.....   | 801.....   | 802.....   | 802.....   | 802.....   | 802.....   | 80..... | 70..... |
| 3. 2015.....  | XXX..... | 337..... | 882..... | 975..... | 1,111..... | 1,183..... | 1,185..... | 1,184..... | 1,184..... | 1,184..... | 89..... | 83..... |
| 4. 2016.....  | XXX..... | XXX..... | 434..... | 815..... | 906.....   | 954.....   | 979.....   | 980.....   | 980.....   | 981.....   | 85..... | 93..... |
| 5. 2017.....  | XXX..... | XXX..... | XXX..... | 194..... | 523.....   | 592.....   | 650.....   | 656.....   | 783.....   | 795.....   | 58..... | 59..... |
| 6. 2018.....  | XXX..... | XXX..... | XXX..... | XXX..... | 36.....    | 37.....    | 38.....    | 39.....    | 39.....    | 39.....    | 10..... | 7.....  |
| 7. 2019.....  | XXX..... | XXX..... | XXX..... | XXX..... | XXX.....   | 0.....     | 0.....     | 0.....     | 0.....     | 0.....     | 0.....  | 0.....  |
| 8. 2020.....  | XXX..... | XXX..... | XXX..... | XXX..... | XXX.....   | XXX.....   | 0.....     | 0.....     | 0.....     | 0.....     | 0.....  | 0.....  |
| 9. 2021.....  | XXX..... | XXX..... | XXX..... | XXX..... | XXX.....   | XXX.....   | XXX.....   | 0.....     | 0.....     | 0.....     | 0.....  | 0.....  |
| 10. 2022..... | XXX..... | XXX..... | XXX..... | XXX..... | XXX.....   | XXX.....   | XXX.....   | XXX.....   | 0.....     | 0.....     | 0.....  | 0.....  |
| 11. 2023..... | XXX..... | XXX..... | XXX..... | XXX..... | XXX.....   | XXX.....   | XXX.....   | XXX.....   | XXX.....   | 0.....     | 0.....  | 0.....  |

SCHEDULE P - PART 3C - COMMERCIAL AUTO/TRUCK LIABILITY/MEDICAL

|               |            |             |             |             |             |             |             |             |             |             |            |            |
|---------------|------------|-------------|-------------|-------------|-------------|-------------|-------------|-------------|-------------|-------------|------------|------------|
| 1. Prior..... | 000.....   | 23,526..... | 36,355..... | 41,988..... | 45,233..... | 46,978..... | 47,689..... | 47,755..... | 47,871..... | 47,948..... | 761.....   | 1.....     |
| 2. 2014.....  | 5,942..... | 14,259..... | 21,791..... | 28,102..... | 32,131..... | 34,145..... | 34,996..... | 35,318..... | 35,475..... | 35,319..... | 3,073..... | 4,607..... |
| 3. 2015.....  | XXX.....   | 3,622.....  | 12,787..... | 23,066..... | 27,867..... | 31,379..... | 32,778..... | 33,670..... | 34,032..... | 35,044..... | 2,922..... | 4,682..... |
| 4. 2016.....  | XXX.....   | XXX.....    | 3,520.....  | 10,134..... | 15,807..... | 21,134..... | 24,026..... | 25,899..... | 27,462..... | 28,201..... | 2,470..... | 4,711..... |
| 5. 2017.....  | XXX.....   | XXX.....    | XXX.....    | 3,569.....  | 11,155..... | 16,504..... | 22,594..... | 24,637..... | 29,362..... | 30,464..... | 2,630..... | 4,817..... |
| 6. 2018.....  | XXX.....   | XXX.....    | XXX.....    | XXX.....    | 4,240.....  | 14,794..... | 22,106..... | 28,172..... | 35,898..... | 38,357..... | 2,737..... | 5,008..... |
| 7. 2019.....  | XXX.....   | XXX.....    | XXX.....    | XXX.....    | XXX.....    | 4,700.....  | 15,215..... | 26,138..... | 35,244..... | 41,713..... | 2,888..... | 5,251..... |
| 8. 2020.....  | XXX.....   | XXX.....    | XXX.....    | XXX.....    | XXX.....    | XXX.....    | 3,393.....  | 12,792..... | 23,470..... | 30,481..... | 1,802..... | 3,388..... |
| 9. 2021.....  | XXX.....   | XXX.....    | XXX.....    | XXX.....    | XXX.....    | XXX.....    | XXX.....    | 4,804.....  | 17,186..... | 32,706..... | 2,152..... | 4,659..... |
| 10. 2022..... | XXX.....   | XXX.....    | XXX.....    | XXX.....    | XXX.....    | XXX.....    | XXX.....    | XXX.....    | 5,154.....  | 22,009..... | 2,229..... | 5,054..... |
| 11. 2023..... | XXX.....   | XXX.....    | XXX.....    | XXX.....    | XXX.....    | XXX.....    | XXX.....    | XXX.....    | XXX.....    | 6,240.....  | 1,347..... | 4,162..... |

SCHEDULE P - PART 3D - WORKERS' COMPENSATION  
(EXCLUDING EXCESS WORKERS' COMPENSATION)

|               |            |            |             |             |             |             |             |             |             |             |            |          |
|---------------|------------|------------|-------------|-------------|-------------|-------------|-------------|-------------|-------------|-------------|------------|----------|
| 1. Prior..... | 000.....   | 6,408..... | 10,726..... | 14,321..... | 16,252..... | 18,018..... | 18,986..... | 19,671..... | 20,183..... | 20,532..... | 625.....   | 2.....   |
| 2. 2014.....  | 2,494..... | 6,228..... | 8,340.....  | 9,887.....  | 10,383..... | 10,804..... | 11,060..... | 11,287..... | 11,435..... | 11,592..... | 1,458..... | 647..... |
| 3. 2015.....  | XXX.....   | 2,653..... | 6,962.....  | 9,752.....  | 11,127..... | 11,842..... | 12,238..... | 12,528..... | 12,829..... | 13,004..... | 1,479..... | 912..... |
| 4. 2016.....  | XXX.....   | XXX.....   | 2,894.....  | 7,533.....  | 10,491..... | 11,906..... | 12,611..... | 13,047..... | 13,136..... | 13,602..... | 1,582..... | 727..... |
| 5. 2017.....  | XXX.....   | XXX.....   | XXX.....    | 3,588.....  | 8,736.....  | 11,591..... | 12,872..... | 13,506..... | 14,088..... | 14,378..... | 1,593..... | 712..... |
| 6. 2018.....  | XXX.....   | XXX.....   | XXX.....    | XXX.....    | 3,071.....  | 7,702.....  | 10,694..... | 11,653..... | 12,425..... | 12,754..... | 1,455..... | 726..... |
| 7. 2019.....  | XXX.....   | XXX.....   | XXX.....    | XXX.....    | XXX.....    | 2,754.....  | 7,056.....  | 9,280.....  | 11,153..... | 11,940..... | 1,454..... | 832..... |
| 8. 2020.....  | XXX.....   | XXX.....   | XXX.....    | XXX.....    | XXX.....    | XXX.....    | 2,783.....  | 6,426.....  | 8,751.....  | 10,306..... | 1,078..... | 665..... |
| 9. 2021.....  | XXX.....   | XXX.....   | XXX.....    | XXX.....    | XXX.....    | XXX.....    | XXX.....    | 2,719.....  | 6,753.....  | 9,265.....  | 1,088..... | 687..... |
| 10. 2022..... | XXX.....   | XXX.....   | XXX.....    | XXX.....    | XXX.....    | XXX.....    | XXX.....    | XXX.....    | 2,279.....  | 6,164.....  | 859.....   | 655..... |
| 11. 2023..... | XXX.....   | XXX.....   | XXX.....    | XXX.....    | XXX.....    | XXX.....    | XXX.....    | XXX.....    | XXX.....    | 2,137.....  | 463.....   | 472..... |

SCHEDULE P - PART 3E - COMMERCIAL MULTIPLE PERIL

|               |          |          |          |          |          |          |          |          |            |            |         |         |
|---------------|----------|----------|----------|----------|----------|----------|----------|----------|------------|------------|---------|---------|
| 1. Prior..... | 000..... | 75.....  | 191..... | 254..... | 423..... | 423..... | 423..... | 423..... | 423.....   | 423.....   | 7.....  | 0.....  |
| 2. 2014.....  | 104..... | 446..... | 554..... | 593..... | 607..... | 607..... | 607..... | 607..... | 607.....   | 607.....   | 18..... | 14..... |
| 3. 2015.....  | XXX..... | 32.....  | 143..... | 193..... | 229..... | 288..... | 290..... | 290..... | 290.....   | 290.....   | 24..... | 25..... |
| 4. 2016.....  | XXX..... | XXX..... | 226..... | 401..... | 561..... | 618..... | 662..... | 672..... | 696.....   | 728.....   | 30..... | 39..... |
| 5. 2017.....  | XXX..... | XXX..... | XXX..... | 209..... | 578..... | 725..... | 888..... | 902..... | 1,051..... | 1,053..... | 29..... | 36..... |
| 6. 2018.....  | XXX..... | XXX..... | XXX..... | XXX..... | 173..... | 321..... | 361..... | 368..... | 400.....   | 403.....   | 22..... | 22..... |
| 7. 2019.....  | XXX..... | XXX..... | XXX..... | XXX..... | XXX..... | 137..... | 219..... | 225..... | 326.....   | 348.....   | 12..... | 19..... |
| 8. 2020.....  | XXX..... | XXX..... | XXX..... | XXX..... | XXX..... | XXX..... | 59.....  | 102..... | 132.....   | 135.....   | 9.....  | 12..... |
| 9. 2021.....  | XXX..... | XXX..... | XXX..... | XXX..... | XXX..... | XXX..... | XXX..... | 204..... | 289.....   | 361.....   | 10..... | 11..... |
| 10. 2022..... | XXX..... | XXX..... | XXX..... | XXX..... | XXX..... | XXX..... | XXX..... | XXX..... | 99.....    | 170.....   | 7.....  | 7.....  |
| 11. 2023..... | XXX..... | XXX..... | XXX..... | XXX..... | XXX..... | XXX..... | XXX..... | XXX..... | XXX.....   | 221.....   | 4.....  | 8.....  |

ANNUAL STATEMENT FOR THE YEAR 2023 OF THE VANLINER INSURANCE COMPANY

SCHEDULE P - PART 3F - SECTION 1 - MEDICAL PROFESSIONAL LIABILITY - OCCURRENCE

| Years in Which Losses Were Incurred | CUMULATIVE PAID NET LOSSES AND DEFENSE AND COST CONTAINMENT EXPENSES REPORTED AT YEAR END (\$000 OMITTED) |          |          |          |          |          |          |          |          |      | 11<br>Number of Claims Closed With Loss Payment | 12<br>Number of Claims Closed Without Loss Payment |
|-------------------------------------|---|----------|----------|----------|----------|----------|----------|----------|----------|------|---|--|
|                                     | 1   | 2        | 3        | 4        | 5        | 6        | 7        | 8        | 9        | 10   |   |  |
|                                     | 2014  | 2015     | 2016     | 2017     | 2018     | 2019     | 2020     | 2021     | 2022     | 2023 |   |  |
| 1. Prior.....                       | 000.....  |          |          |          |          |          |          |          |          |      |   |  |
| 2. 2014.....                        |   |          |          |          |          |          |          |          |          |      |   |  |
| 3. 2015.....                        | XXX.....  |          |          |          |          |          |          |          |          |      |   |  |
| 4. 2016.....                        | XXX.....  | XXX..... |          |          |          |          |          |          |          |      |   |  |
| 5. 2017.....                        | XXX.....  | XXX..... | XXX..... |          |          |          |          |          |          |      |   |  |
| 6. 2018.....                        | XXX.....  | XXX..... | XXX..... | XXX..... |          |          |          |          |          |      |   |  |
| 7. 2019.....                        | XXX.....  | XXX..... | XXX..... | XXX..... | XXX..... |          |          |          |          |      |   |  |
| 8. 2020.....                        | XXX.....  | XXX..... | XXX..... | XXX..... | XXX..... | XXX..... |          |          |          |      |   |  |
| 9. 2021.....                        | XXX.....  | XXX..... | XXX..... | XXX..... | XXX..... | XXX..... | XXX..... |          |          |      |   |  |
| 10. 2022.....                       | XXX.....  | XXX..... | XXX..... | XXX..... | XXX..... | XXX..... | XXX..... | XXX..... |          |      |   |  |
| 11. 2023.....                       | XXX.....  | XXX..... | XXX..... | XXX..... | XXX..... | XXX..... | XXX..... | XXX..... | XXX..... |      |   |  |

SCHEDULE P - PART 3F - SECTION 2 - MEDICAL PROFESSIONAL LIABILITY - CLAIMS-MADE

|               |          |          |          |          |          |          |          |          |          |  |  |  |
|---------------|----------|----------|----------|----------|----------|----------|----------|----------|----------|--|--|--|
| 1. Prior..... | 000..... |          |          |          |          |          |          |          |          |  |  |  |
| 2. 2014.....  |          |          |          |          |          |          |          |          |          |  |  |  |
| 3. 2015.....  | XXX..... |          |          |          |          |          |          |          |          |  |  |  |
| 4. 2016.....  | XXX..... | XXX..... |          |          |          |          |          |          |          |  |  |  |
| 5. 2017.....  | XXX..... | XXX..... | XXX..... |          |          |          |          |          |          |  |  |  |
| 6. 2018.....  | XXX..... | XXX..... | XXX..... | XXX..... |          |          |          |          |          |  |  |  |
| 7. 2019.....  | XXX..... | XXX..... | XXX..... | XXX..... | XXX..... |          |          |          |          |  |  |  |
| 8. 2020.....  | XXX..... | XXX..... | XXX..... | XXX..... | XXX..... | XXX..... |          |          |          |  |  |  |
| 9. 2021.....  | XXX..... | XXX..... | XXX..... | XXX..... | XXX..... | XXX..... | XXX..... |          |          |  |  |  |
| 10. 2022..... | XXX..... | XXX..... | XXX..... | XXX..... | XXX..... | XXX..... | XXX..... | XXX..... |          |  |  |  |
| 11. 2023..... | XXX..... | XXX..... | XXX..... | XXX..... | XXX..... | XXX..... | XXX..... | XXX..... | XXX..... |  |  |  |

SCHEDULE P - PART 3G - SPECIAL LIABILITY (OCEAN MARINE, AIRCRAFT (ALL PERILS), BOILER AND MACHINERY)

|               |          |          |          |          |          |          |          |          |          |        |        |          |          |
|---------------|----------|----------|----------|----------|----------|----------|----------|----------|----------|--------|--------|----------|----------|
| 1. Prior..... | 000..... | 0.....   | 0.....   | 0.....   | 0.....   | 0.....   | 0.....   | 0.....   | 0.....   | 0..... | 0..... | XXX..... | XXX..... |
| 2. 2014.....  | 0.....   | 0.....   | 0.....   | 0.....   | 0.....   | 0.....   | 0.....   | 0.....   | 0.....   | 0..... | 0..... | XXX..... | XXX..... |
| 3. 2015.....  | XXX..... | 0.....   | 0.....   | 0.....   | 0.....   | 0.....   | 0.....   | 0.....   | 0.....   | 0..... | 0..... | XXX..... | XXX..... |
| 4. 2016.....  | XXX..... | XXX..... | 0.....   | 0.....   | 0.....   | 0.....   | 0.....   | 0.....   | 0.....   | 0..... | 0..... | XXX..... | XXX..... |
| 5. 2017.....  | XXX..... | XXX..... | XXX..... | 0.....   | 0.....   | 0.....   | 0.....   | 0.....   | 0.....   | 0..... | 0..... | XXX..... | XXX..... |
| 6. 2018.....  | XXX..... | XXX..... | XXX..... | XXX..... | 0.....   | 0.....   | 0.....   | 0.....   | 0.....   | 0..... | 0..... | XXX..... | XXX..... |
| 7. 2019.....  | XXX..... | XXX..... | XXX..... | XXX..... | XXX..... | 0.....   | 0.....   | 0.....   | 0.....   | 0..... | 0..... | XXX..... | XXX..... |
| 8. 2020.....  | XXX..... | XXX..... | XXX..... | XXX..... | XXX..... | XXX..... | 0.....   | 0.....   | 0.....   | 0..... | 0..... | XXX..... | XXX..... |
| 9. 2021.....  | XXX..... | XXX..... | XXX..... | XXX..... | XXX..... | XXX..... | XXX..... | 0.....   | 0.....   | 0..... | 0..... | XXX..... | XXX..... |
| 10. 2022..... | XXX..... | XXX..... | XXX..... | XXX..... | XXX..... | XXX..... | XXX..... | XXX..... | 1.....   | 0..... | 0..... | XXX..... | XXX..... |
| 11. 2023..... | XXX..... | XXX..... | XXX..... | XXX..... | XXX..... | XXX..... | XXX..... | XXX..... | XXX..... | 0..... | 0..... | XXX..... | XXX..... |

SCHEDULE P - PART 3H - SECTION 1 - OTHER LIABILITY - OCCURRENCE

|               |          |            |            |            |            |            |            |            |            |            |          |          |
|---------------|----------|------------|------------|------------|------------|------------|------------|------------|------------|------------|----------|----------|
| 1. Prior..... | 000..... | 1,419..... | 2,586..... | 2,957..... | 3,557..... | 4,063..... | 4,241..... | 4,319..... | 4,359..... | 4,368..... | 98.....  | 1.....   |
| 2. 2014.....  | 534..... | 1,116..... | 2,275..... | 2,917..... | 3,115..... | 3,177..... | 3,308..... | 3,312..... | 3,313..... | 3,380..... | 231..... | 128..... |
| 3. 2015.....  | XXX..... | 542.....   | 1,538..... | 2,138..... | 2,534..... | 2,744..... | 2,899..... | 2,916..... | 2,920..... | 2,989..... | 243..... | 134..... |
| 4. 2016.....  | XXX..... | XXX.....   | 861.....   | 1,750..... | 1,995..... | 2,418..... | 2,791..... | 2,956..... | 3,106..... | 3,124..... | 322..... | 180..... |
| 5. 2017.....  | XXX..... | XXX.....   | XXX.....   | 459.....   | 1,283..... | 1,700..... | 2,001..... | 2,205..... | 2,344..... | 2,640..... | 209..... | 135..... |
| 6. 2018.....  | XXX..... | XXX.....   | XXX.....   | XXX.....   | 627.....   | 1,337..... | 1,585..... | 1,851..... | 2,306..... | 2,591..... | 198..... | 150..... |
| 7. 2019.....  | XXX..... | XXX.....   | XXX.....   | XXX.....   | XXX.....   | 469.....   | 1,365..... | 1,870..... | 2,292..... | 2,823..... | 183..... | 126..... |
| 8. 2020.....  | XXX..... | XXX.....   | XXX.....   | XXX.....   | XXX.....   | XXX.....   | 520.....   | 963.....   | 1,377..... | 1,758..... | 173..... | 106..... |
| 9. 2021.....  | XXX..... | XXX.....   | XXX.....   | XXX.....   | XXX.....   | XXX.....   | XXX.....   | 397.....   | 1,242..... | 1,819..... | 212..... | 131..... |
| 10. 2022..... | XXX..... | XXX.....   | XXX.....   | XXX.....   | XXX.....   | XXX.....   | XXX.....   | XXX.....   | 328.....   | 1,134..... | 190..... | 104..... |
| 11. 2023..... | XXX..... | XXX.....   | XXX.....   | XXX.....   | XXX.....   | XXX.....   | XXX.....   | XXX.....   | XXX.....   | 317.....   | 64.....  | 46.....  |

SCHEDULE P - PART 3H - SECTION 2 - OTHER LIABILITY - CLAIMS-MADE

|               |          |          |          |          |          |          |          |          |          |          |        |        |
|---------------|----------|----------|----------|----------|----------|----------|----------|----------|----------|----------|--------|--------|
| 1. Prior..... | 000..... | 65.....  | 132..... | 275..... | 280..... | 385..... | 396..... | 396..... | 396..... | 396..... | 1..... | 0..... |
| 2. 2014.....  | 0.....   | 0.....   | 24.....  | 24.....  | 24.....  | 24.....  | 24.....  | 24.....  | 24.....  | 24.....  | 1..... | 3..... |
| 3. 2015.....  | XXX..... | 2.....   | 2.....   | 8.....   | 9.....   | 13.....  | 14.....  | 14.....  | 14.....  | 14.....  | 0..... | 0..... |
| 4. 2016.....  | XXX..... | XXX..... | 25.....  | 135..... | 138..... | 139..... | 136..... | 143..... | 147..... | 149..... | 2..... | 2..... |
| 5. 2017.....  | XXX..... | XXX..... | XXX..... | 19.....  | 32.....  | 32.....  | 32.....  | 33.....  | 33.....  | 33.....  | 1..... | 5..... |
| 6. 2018.....  | XXX..... | XXX..... | XXX..... | XXX..... | 0.....   | 1.....   | 2.....   | 108..... | 110..... | 110..... | 0..... | 3..... |
| 7. 2019.....  | XXX..... | XXX..... | XXX..... | XXX..... | XXX..... | 1.....   | 143..... | 229..... | 355..... | 355..... | 1..... | 5..... |
| 8. 2020.....  | XXX..... | XXX..... | XXX..... | XXX..... | XXX..... | XXX..... | 1.....   | 206..... | 369..... | 416..... | 0..... | 2..... |
| 9. 2021.....  | XXX..... | XXX..... | XXX..... | XXX..... | XXX..... | XXX..... | XXX..... | 16.....  | 52.....  | 221..... | 1..... | 2..... |
| 10. 2022..... | XXX..... | XXX..... | XXX..... | XXX..... | XXX..... | XXX..... | XXX..... | XXX..... | 15.....  | 15.....  | 0..... | 1..... |
| 11. 2023..... | XXX..... | XXX..... | XXX..... | XXX..... | XXX..... | XXX..... | XXX..... | XXX..... | XXX..... | 39.....  | 0..... | 1..... |

ANNUAL STATEMENT FOR THE YEAR 2023 OF THE VANLINER INSURANCE COMPANY

SCHEDULE P - PART 3I - SPECIAL PROPERTY (FIRE, ALLIED LINES, INLAND MARINE, EARTHQUAKE, BURGLARY, AND THEFT)

| Years in Which Losses Were Incurred | CUMULATIVE PAID NET LOSSES AND DEFENSE AND COST CONTAINMENT EXPENSES REPORTED AT YEAR END (\$000 OMITTED) |          |          |          |          |          |          |          |          |          | 11<br>Number of Claims Closed With Loss Payment | 12<br>Number of Claims Closed Without Loss Payment |
|-------------------------------------|---|----------|----------|----------|----------|----------|----------|----------|----------|----------|---|--|
|                                     | 1   | 2        | 3        | 4        | 5        | 6        | 7        | 8        | 9        | 10       |   |  |
|                                     | 2014  | 2015     | 2016     | 2017     | 2018     | 2019     | 2020     | 2021     | 2022     | 2023     |   |  |
| 1. Prior.....                       | XXX.....  | XXX..... | XXX..... | XXX..... | XXX..... | XXX..... | XXX..... | 000..... | 176..... | 212..... | XXX.....  | XXX.....   |
| 2. 2022.....                        | XXX.....  | XXX..... | XXX..... | XXX..... | XXX..... | XXX..... | XXX..... | XXX..... | 261..... | 613..... | XXX.....  | XXX.....   |
| 3. 2023.....                        | XXX.....  | XXX..... | XXX..... | XXX..... | XXX..... | XXX..... | XXX..... | XXX..... | XXX..... | 339..... | XXX.....  | XXX.....   |

SCHEDULE P - PART 3J - AUTO PHYSICAL DAMAGE

|               |          |          |          |          |          |          |          |          |            |            |          |            |
|---------------|----------|----------|----------|----------|----------|----------|----------|----------|------------|------------|----------|------------|
| 1. Prior..... | XXX..... | XXX..... | XXX..... | XXX..... | XXX..... | XXX..... | XXX..... | 000..... | 1,632..... | 1,644..... | 40.....  | 40.....    |
| 2. 2022.....  | XXX..... | XXX..... | XXX..... | XXX..... | XXX..... | XXX..... | XXX..... | XXX..... | 6,171..... | 8,709..... | 714..... | 1,034..... |
| 3. 2023.....  | XXX..... | XXX..... | XXX..... | XXX..... | XXX..... | XXX..... | XXX..... | XXX..... | XXX.....   | 5,720..... | 434..... | 715.....   |

SCHEDULE P - PART 3K - FIDELITY/SURETY

|               |          |          |          |          |          |          |          |          |          |  |          |          |
|---------------|----------|----------|----------|----------|----------|----------|----------|----------|----------|--|----------|----------|
| 1. Prior..... | XXX..... | XXX..... | XXX..... | XXX..... | XXX..... | XXX..... | XXX..... | 000..... |          |  | XXX..... | XXX..... |
| 2. 2022.....  | XXX..... | XXX..... | XXX..... | XXX..... | XXX..... | XXX..... | XXX..... | XXX..... |          |  | XXX..... | XXX..... |
| 3. 2023.....  | XXX..... | XXX..... | XXX..... | XXX..... | XXX..... | XXX..... | XXX..... | XXX..... | XXX..... |  | XXX..... | XXX..... |

NONE

SCHEDULE P - PART 3L - OTHER (INCLUDING CREDIT, ACCIDENT AND HEALTH)

|               |          |          |          |          |          |          |          |          |          |          |          |          |
|---------------|----------|----------|----------|----------|----------|----------|----------|----------|----------|----------|----------|----------|
| 1. Prior..... | XXX..... | XXX..... | XXX..... | XXX..... | XXX..... | XXX..... | XXX..... | 000..... | 92.....  | 168..... | XXX..... | XXX..... |
| 2. 2022.....  | XXX..... | XXX..... | XXX..... | XXX..... | XXX..... | XXX..... | XXX..... | XXX..... | 21.....  | 29.....  | XXX..... | XXX..... |
| 3. 2023.....  | XXX..... | XXX..... | XXX..... | XXX..... | XXX..... | XXX..... | XXX..... | XXX..... | XXX..... | 0.....   | XXX..... | XXX..... |

SCHEDULE P - PART 3M - INTERNATIONAL

|               |          |          |          |          |          |          |          |          |          |  |          |          |
|---------------|----------|----------|----------|----------|----------|----------|----------|----------|----------|--|----------|----------|
| 1. Prior..... | 000..... |          |          |          |          |          |          |          |          |  | XXX..... | XXX..... |
| 2. 2014.....  |          |          |          |          |          |          |          |          |          |  | XXX..... | XXX..... |
| 3. 2015.....  | XXX..... |          |          |          |          |          |          |          |          |  | XXX..... | XXX..... |
| 4. 2016.....  | XXX..... | XXX..... |          |          |          |          |          |          |          |  | XXX..... | XXX..... |
| 5. 2017.....  | XXX..... | XXX..... | XXX..... |          |          |          |          |          |          |  | XXX..... | XXX..... |
| 6. 2018.....  | XXX..... | XXX..... | XXX..... | XXX..... |          |          |          |          |          |  | XXX..... | XXX..... |
| 7. 2019.....  | XXX..... | XXX..... | XXX..... | XXX..... | XXX..... |          |          |          |          |  | XXX..... | XXX..... |
| 8. 2020.....  | XXX..... | XXX..... | XXX..... | XXX..... | XXX..... | XXX..... |          |          |          |  | XXX..... | XXX..... |
| 9. 2021.....  | XXX..... | XXX..... | XXX..... | XXX..... | XXX..... | XXX..... | XXX..... |          |          |  | XXX..... | XXX..... |
| 10. 2022..... | XXX..... | XXX..... | XXX..... | XXX..... | XXX..... | XXX..... | XXX..... | XXX..... |          |  | XXX..... | XXX..... |
| 11. 2023..... | XXX..... | XXX..... | XXX..... | XXX..... | XXX..... | XXX..... | XXX..... | XXX..... | XXX..... |  | XXX..... | XXX..... |

NONE

Schedule P - Part 3N - Reinsurance - Nonproportional Assumed Property

**N O N E**

Schedule P - Part 3O - Reinsurance - Nonproportional Assumed Liability

**N O N E**

Schedule P - Part 3P - Reinsurance - Nonproportional Assumed Financial Lines

**N O N E**

Schedule P - Part 3R - Section 1 - Product Liability - Occurrence

**N O N E**

Schedule P - Part 3R - Section 2 - Product Liability - Claims-Made

**N O N E**

Schedule P - Part 3S - Financial Guaranty/Mortgage Guaranty

**N O N E**

Schedule P - Part 3T - Warranty

**N O N E**

ANNUAL STATEMENT FOR THE YEAR 2023 OF THE VANLINER INSURANCE COMPANY

SCHEDULE P - PART 4A - HOMEOWNERS/FARMOWNERS

| Years in Which Losses Were Incurred | BULK AND IBNR RESERVES ON NET LOSSES AND DEFENSE AND COST CONTAINMENT EXPENSES REPORTED AT YEAR END (\$000 OMITTED) |      |      |      |      |      |      |      |      |      |
|-------------------------------------|---|------|------|------|------|------|------|------|------|------|
|                                     | 1   | 2    | 3    | 4    | 5    | 6    | 7    | 8    | 9    | 10   |
|                                     | 2014  | 2015 | 2016 | 2017 | 2018 | 2019 | 2020 | 2021 | 2022 | 2023 |
| 1. Prior.....                       |   |      |      |      |      |      |      |      |      |      |
| 2. 2014.....                        |   |      |      |      |      |      |      |      |      |      |
| 3. 2015.....                        | XXX   |      |      |      |      |      |      |      |      |      |
| 4. 2016.....                        | XXX   | XXX  |      |      |      |      |      |      |      |      |
| 5. 2017.....                        | XXX   | XXX  | XX   |      |      |      |      |      |      |      |
| 6. 2018.....                        | XXX   | XXX  | XX   | XX   |      |      |      |      |      |      |
| 7. 2019.....                        | XXX   | XXX  | XX   | XXX  | XXX  |      |      |      |      |      |
| 8. 2020.....                        | XXX   | XXX  | XXX  | XXX  | XXX  | XXX  |      |      |      |      |
| 9. 2021.....                        | XXX   | XXX  | XXX  | XXX  | XXX  | XXX  | XXX  |      |      |      |
| 10. 2022.....                       | XXX   | XXX  | XXX  | XXX  | XXX  | XXX  | XXX  | XXX  |      |      |
| 11. 2023.....                       | XXX   | XXX  | XXX  | XXX  | XXX  | XXX  | XXX  | XXX  | XXX  |      |

NONE

SCHEDULE P - PART 4B - PRIVATE PASSENGER AUTO LIABILITY/MEDICAL

|               |     |     |     |     |     |     |     |     |     |    |
|---------------|-----|-----|-----|-----|-----|-----|-----|-----|-----|----|
| 1. Prior..... | 320 | 251 | 58  | 79  | 80  | 36  | 35  | 32  | 33  | 11 |
| 2. 2014.....  | 381 | 250 | 74  | 74  | 13  | 36  | 39  | 38  | 12  | 3  |
| 3. 2015.....  | XXX | 385 | 166 | 131 | 70  | 31  | 34  | 32  | 13  | 13 |
| 4. 2016.....  | XXX | XXX | 332 | 187 | 162 | 26  | 18  | 14  | 7   | 7  |
| 5. 2017.....  | XXX | XXX | XXX | 300 | 163 | 128 | 116 | 19  | 20  | 4  |
| 6. 2018.....  | XXX | XXX | XXX | XXX | 16  | 15  | 15  | 15  | 15  | 5  |
| 7. 2019.....  | XXX | XXX | XXX | XXX | XXX | 0   | 0   | 0   | 0   | 0  |
| 8. 2020.....  | XXX | XXX | XXX | XXX | XXX | XXX | 0   | 0   | 0   | 0  |
| 9. 2021.....  | XXX | XXX | XXX | XXX | XXX | XXX | XXX | 0   | 0   | 0  |
| 10. 2022..... | XXX | XXX | XXX | XXX | XXX | XXX | XXX | XXX | 0   | 0  |
| 11. 2023..... | XXX | XXX | XXX | XXX | XXX | XXX | XXX | XXX | XXX | 0  |

SCHEDULE P - PART 4C - COMMERCIAL AUTO/TRUCK LIABILITY/MEDICAL

|               |        |        |        |        |        |        |        |        |        |        |
|---------------|--------|--------|--------|--------|--------|--------|--------|--------|--------|--------|
| 1. Prior..... | 17,931 | 9,446  | 10,729 | 8,408  | 5,479  | 1,530  | 950    | 625    | 531    | 532    |
| 2. 2014.....  | 20,336 | 12,781 | 7,746  | 5,102  | 3,788  | 1,762  | 634    | 442    | 363    | 473    |
| 3. 2015.....  | XXX    | 19,017 | 11,814 | 5,859  | 3,074  | 2,187  | 1,131  | 518    | 418    | 150    |
| 4. 2016.....  | XXX    | XXX    | 17,988 | 11,829 | 6,907  | 4,186  | 1,794  | 1,117  | 391    | 450    |
| 5. 2017.....  | XXX    | XXX    | XXX    | 21,651 | 13,388 | 9,238  | 3,618  | 1,404  | 1,205  | 839    |
| 6. 2018.....  | XXX    | XXX    | XXX    | XXX    | 24,110 | 13,068 | 7,522  | 3,278  | 2,094  | 1,475  |
| 7. 2019.....  | XXX    | XXX    | XXX    | XXX    | XXX    | 26,757 | 13,787 | 5,457  | 3,349  | 1,922  |
| 8. 2020.....  | XXX    | XXX    | XXX    | XXX    | XXX    | XXX    | 29,876 | 16,405 | 7,357  | 3,898  |
| 9. 2021.....  | XXX    | XXX    | XXX    | XXX    | XXX    | XXX    | XXX    | 33,785 | 16,896 | 7,591  |
| 10. 2022..... | XXX    | XXX    | XXX    | XXX    | XXX    | XXX    | XXX    | XXX    | 40,090 | 20,914 |
| 11. 2023..... | XXX    | XXX    | XXX    | XXX    | XXX    | XXX    | XXX    | XXX    | XXX    | 44,664 |

SCHEDULE P - PART 4D - WORKERS' COMPENSATION  
(EXCLUDING EXCESS WORKERS' COMPENSATION)

|               |        |        |        |        |        |        |        |       |        |        |
|---------------|--------|--------|--------|--------|--------|--------|--------|-------|--------|--------|
| 1. Prior..... | 12,646 | 11,230 | 7,475  | 5,993  | 5,135  | 5,474  | 4,409  | 3,504 | 3,332  | 2,492  |
| 2. 2014.....  | 12,704 | 7,341  | 4,226  | 3,305  | 2,201  | 1,821  | 1,085  | 988   | 710    | 784    |
| 3. 2015.....  | XXX    | 13,223 | 6,875  | 5,267  | 3,796  | 3,061  | 2,021  | 1,372 | 1,063  | 711    |
| 4. 2016.....  | XXX    | XXX    | 14,456 | 9,502  | 7,407  | 4,803  | 3,497  | 1,955 | 1,301  | 1,163  |
| 5. 2017.....  | XXX    | XXX    | XXX    | 14,599 | 9,664  | 5,932  | 3,456  | 2,146 | 1,795  | 1,592  |
| 6. 2018.....  | XXX    | XXX    | XXX    | XXX    | 13,451 | 7,921  | 4,926  | 3,611 | 2,527  | 1,604  |
| 7. 2019.....  | XXX    | XXX    | XXX    | XXX    | XXX    | 13,650 | 7,058  | 4,807 | 1,653  | 1,856  |
| 8. 2020.....  | XXX    | XXX    | XXX    | XXX    | XXX    | XXX    | 10,240 | 5,341 | 3,489  | 2,375  |
| 9. 2021.....  | XXX    | XXX    | XXX    | XXX    | XXX    | XXX    | XXX    | 9,769 | 4,814  | 3,010  |
| 10. 2022..... | XXX    | XXX    | XXX    | XXX    | XXX    | XXX    | XXX    | XXX   | 10,662 | 6,128  |
| 11. 2023..... | XXX    | XXX    | XXX    | XXX    | XXX    | XXX    | XXX    | XXX   | XXX    | 10,389 |

SCHEDULE P - PART 4E - COMMERCIAL MULTIPLE PERIL

|               |     |     |     |     |     |     |     |     |     |     |
|---------------|-----|-----|-----|-----|-----|-----|-----|-----|-----|-----|
| 1. Prior..... | 90  | 50  | 117 | 15  | 113 | 21  | 20  | 20  | 14  | 14  |
| 2. 2014.....  | 216 | 52  | 72  | 37  | 46  | 26  | 24  | 16  | 16  | 14  |
| 3. 2015.....  | XXX | 424 | 171 | 174 | 132 | 78  | 40  | 24  | 23  | 15  |
| 4. 2016.....  | XXX | XXX | 430 | 369 | 198 | 115 | 67  | 30  | 22  | 20  |
| 5. 2017.....  | XXX | XXX | XXX | 331 | 146 | 242 | 173 | 96  | 43  | 38  |
| 6. 2018.....  | XXX | XXX | XXX | XXX | 366 | 234 | 139 | 45  | 26  | 19  |
| 7. 2019.....  | XXX | XXX | XXX | XXX | XXX | 274 | 201 | 114 | 39  | 11  |
| 8. 2020.....  | XXX | XXX | XXX | XXX | XXX | XXX | 288 | 227 | 56  | 30  |
| 9. 2021.....  | XXX | XXX | XXX | XXX | XXX | XXX | XXX | 248 | 172 | 95  |
| 10. 2022..... | XXX | XXX | XXX | XXX | XXX | XXX | XXX | XXX | 193 | 139 |
| 11. 2023..... | XXX | XXX | XXX | XXX | XXX | XXX | XXX | XXX | XXX | 224 |



ANNUAL STATEMENT FOR THE YEAR 2023 OF THE VANLINER INSURANCE COMPANY

SCHEDULE P - PART 4F - SECTION 1 - MEDICAL PROFESSIONAL LIABILITY - OCCURRENCE

| Years in Which Losses Were Incurred | BULK AND IBNR RESERVES ON NET LOSSES AND DEFENSE AND COST CONTAINMENT EXPENSES REPORTED AT YEAR END (\$000 OMITTED) |      |      |      |      |      |      |      |      |      |
|-------------------------------------|---|------|------|------|------|------|------|------|------|------|
|                                     | 1   | 2    | 3    | 4    | 5    | 6    | 7    | 8    | 9    | 10   |
|                                     | 2014  | 2015 | 2016 | 2017 | 2018 | 2019 | 2020 | 2021 | 2022 | 2023 |
| 1. Prior.....                       |   |      |      |      |      |      |      |      |      |      |
| 2. 2014.....                        |   |      |      |      |      |      |      |      |      |      |
| 3. 2015.....                        | XXX   |      |      |      |      |      |      |      |      |      |
| 4. 2016.....                        | XXX   | XXX  |      |      |      |      |      |      |      |      |
| 5. 2017.....                        | XXX   | XXX  | XX   |      |      |      |      |      |      |      |
| 6. 2018.....                        | XXX   | XXX  | XX   | XX   |      |      |      |      |      |      |
| 7. 2019.....                        | XXX   | XXX  | XX   | XXX  | XXX  |      |      |      |      |      |
| 8. 2020.....                        | XXX   | XXX  | XXX  | XXX  | XXX  | XXX  |      |      |      |      |
| 9. 2021.....                        | XXX   | XXX  | XXX  | XXX  | XXX  | XXX  | XXX  |      |      |      |
| 10. 2022.....                       | XXX   | XXX  | XXX  | XXX  | XXX  | XXX  | XXX  | XXX  |      |      |
| 11. 2023                            | XXX   | XXX  | XXX  | XXX  | XXX  | XXX  | XXX  | XXX  | XXX  |      |

SCHEDULE P - PART 4F - SECTION 2 - MEDICAL PROFESSIONAL LIABILITY - CLAIMS-MADE

|               |     |     |     |     |     |     |     |     |     |  |
|---------------|-----|-----|-----|-----|-----|-----|-----|-----|-----|--|
| 1. Prior..... |     |     |     |     |     |     |     |     |     |  |
| 2. 2014.....  |     |     |     |     |     |     |     |     |     |  |
| 3. 2015.....  | XXX |     |     |     |     |     |     |     |     |  |
| 4. 2016.....  | XXX | XXX |     |     |     |     |     |     |     |  |
| 5. 2017.....  | XXX | XXX | XXX |     |     |     |     |     |     |  |
| 6. 2018.....  | XXX | XXX | XX  | XX  |     |     |     |     |     |  |
| 7. 2019.....  | XXX | XXX | XX  | XX  | XX  |     |     |     |     |  |
| 8. 2020.....  | XXX | XXX | XX  | XX  | XX  | XX  |     |     |     |  |
| 9. 2021.....  | XXX | XXX | XX  | XXX | XXX | XX  | XXX |     |     |  |
| 10. 2022..... | XXX | XXX | XXX | XXX | XXX | XXX | XXX | XXX |     |  |
| 11. 2023      | XXX | XXX | XXX | XXX | XXX | XXX | XXX | XXX | XXX |  |

SCHEDULE P - PART 4G - SPECIAL LIABILITY (OCEAN MARINE, AIRCRAFT (ALL PERILS), BOILER AND MACHINERY)

|               |     |     |     |     |     |     |     |     |     |   |
|---------------|-----|-----|-----|-----|-----|-----|-----|-----|-----|---|
| 1. Prior..... | 11  | 14  | 14  | 14  | 14  | 0   | 0   | 0   | 0   | 0 |
| 2. 2014.....  | 3   | 0   | 0   | 0   | 0   | 0   | 0   | 0   | 0   | 0 |
| 3. 2015.....  | XXX | 0   | 0   | 0   | 0   | 0   | 0   | 0   | 0   | 0 |
| 4. 2016.....  | XXX | XXX | 1   | 0   | 0   | 0   | 0   | 0   | 0   | 0 |
| 5. 2017.....  | XXX | XXX | XXX | 1   | 1   | 1   | 1   | 1   | 1   | 1 |
| 6. 2018.....  | XXX | XXX | XXX | XXX | 0   | 0   | 0   | 0   | 0   | 0 |
| 7. 2019.....  | XXX | XXX | XXX | XXX | XXX | 1   | 1   | 1   | 1   | 1 |
| 8. 2020.....  | XXX | XXX | XXX | XXX | XXX | XXX | 1   | 1   | 1   | 1 |
| 9. 2021.....  | XXX | XXX | XXX | XXX | XXX | XXX | XXX | 0   | 0   | 0 |
| 10. 2022..... | XXX | XXX | XXX | XXX | XXX | XXX | XXX | XXX | 1   | 1 |
| 11. 2023      | XXX | XXX | XXX | XXX | XXX | XXX | XXX | XXX | XXX | 1 |

SCHEDULE P - PART 4H - SECTION 1 - OTHER LIABILITY - OCCURRENCE

|               |       |       |       |       |       |       |       |       |       |       |
|---------------|-------|-------|-------|-------|-------|-------|-------|-------|-------|-------|
| 1. Prior..... | 1,501 | 465   | 419   | 312   | 43    | 245   | 182   | 153   | 142   | 126   |
| 2. 2014.....  | 1,173 | 265   | 310   | (145) | (199) | 93    | 46    | 27    | 17    | 18    |
| 3. 2015.....  | XXX   | 1,566 | 804   | 294   | 467   | 235   | 177   | 110   | 97    | 88    |
| 4. 2016.....  | XXX   | XXX   | 2,214 | 1,509 | 1,358 | 440   | 282   | 202   | 90    | 77    |
| 5. 2017.....  | XXX   | XXX   | XXX   | 2,043 | 1,310 | 747   | 394   | 266   | 122   | 56    |
| 6. 2018.....  | XXX   | XXX   | XXX   | XXX   | 1,878 | 1,194 | 769   | 502   | 192   | 80    |
| 7. 2019.....  | XXX   | XXX   | XXX   | XXX   | XXX   | 1,732 | 1,470 | 1,086 | 605   | 439   |
| 8. 2020.....  | XXX   | XXX   | XXX   | XXX   | XXX   | XXX   | 1,831 | 1,833 | 1,321 | 821   |
| 9. 2021.....  | XXX   | XXX   | XXX   | XXX   | XXX   | XXX   | XXX   | 1,347 | 1,248 | 1,054 |
| 10. 2022..... | XXX   | XXX   | XXX   | XXX   | XXX   | XXX   | XXX   | XXX   | 3,093 | 2,028 |
| 11. 2023      | XXX   | XXX   | XXX   | XXX   | XXX   | XXX   | XXX   | XXX   | XXX   | 3,212 |

SCHEDULE P - PART 4H - SECTION 2 - OTHER LIABILITY - CLAIMS-MADE

|               |     |     |     |     |      |     |     |     |     |      |
|---------------|-----|-----|-----|-----|------|-----|-----|-----|-----|------|
| 1. Prior..... | 62  | 20  | 10  | 6   | (10) | 8   | 15  | 15  | 15  | (21) |
| 2. 2014.....  | 5   | 1   | 1   | 2   | 2    | 2   | 2   | 2   | 2   | (5)  |
| 3. 2015.....  | XXX | 6   | 4   | 11  | (5)  | 14  | 14  | 14  | 14  | 14   |
| 4. 2016.....  | XXX | XXX | 105 | 68  | 65   | 44  | 46  | 40  | 37  | 24   |
| 5. 2017.....  | XXX | XXX | XXX | 114 | 102  | 69  | 69  | 69  | 69  | 17   |
| 6. 2018.....  | XXX | XXX | XXX | XXX | 146  | 72  | 72  | 16  | 16  | 16   |
| 7. 2019.....  | XXX | XXX | XXX | XXX | XXX  | 164 | 55  | 17  | 82  | 69   |
| 8. 2020.....  | XXX | XXX | XXX | XXX | XXX  | XXX | 110 | 70  | 120 | 70   |
| 9. 2021.....  | XXX | XXX | XXX | XXX | XXX  | XXX | XXX | 131 | 84  | 60   |
| 10. 2022..... | XXX | XXX | XXX | XXX | XXX  | XXX | XXX | XXX | 187 | 187  |
| 11. 2023      | XXX | XXX | XXX | XXX | XXX  | XXX | XXX | XXX | XXX | 185  |

ANNUAL STATEMENT FOR THE YEAR 2023 OF THE VANLINER INSURANCE COMPANY

SCHEDULE P - PART 4I - SPECIAL PROPERTY (FIRE, ALLIED LINES, INLAND MARINE, EARTHQUAKE, BURGLARY, AND THEFT)

| Years in Which Losses Were Incurred | BULK AND IBNR RESERVES ON NET LOSSES AND DEFENSE AND COST CONTAINMENT EXPENSES REPORTED AT YEAR END (\$000 OMITTED) |      |      |      |      |      |      |      |      |      |
|-------------------------------------|---|------|------|------|------|------|------|------|------|------|
|                                     | 1   | 2    | 3    | 4    | 5    | 6    | 7    | 8    | 9    | 10   |
|                                     | 2014  | 2015 | 2016 | 2017 | 2018 | 2019 | 2020 | 2021 | 2022 | 2023 |
| 1. Prior.....                       | XXX   | XXX  | XXX  | XXX  | XXX  | XXX  | XXX  | 328  | 226  | 135  |
| 2. 2022.....                        | XXX   | XXX  | XXX  | XXX  | XXX  | XXX  | XXX  | XXX  | 57   | 13   |
| 3. 2023                             | XXX   | XXX  | XXX  | XXX  | XXX  | XXX  | XXX  | XXX  | XXX  | 29   |

SCHEDULE P - PART 4J - AUTO PHYSICAL DAMAGE

|               |     |     |     |     |     |     |     |       |     |       |
|---------------|-----|-----|-----|-----|-----|-----|-----|-------|-----|-------|
| 1. Prior..... | XXX | XXX | XXX | XXX | XXX | XXX | XXX | 1,945 | 526 | 419   |
| 2. 2022.....  | XXX | XXX | XXX | XXX | XXX | XXX | XXX | XXX   | 785 | (238) |
| 3. 2023       | XXX | XXX | XXX | XXX | XXX | XXX | XXX | XXX   | XXX | 331   |

SCHEDULE P - PART 4K - FIDELITY/SURETY

|               |     |     |     |     |     |     |     |     |     |    |
|---------------|-----|-----|-----|-----|-----|-----|-----|-----|-----|----|
| 1. Prior..... | XXX | XXX | XXX | XXX | XXX | XXX | XXX | 14  | 14  | 14 |
| 2. 2022.....  | XXX | XXX | XXX | XXX | XXX | XXX | XXX | XXX | 0   | 0  |
| 3. 2023       | XXX | XXX | XXX | XXX | XXX | XXX | XXX | XXX | XXX | 0  |

SCHEDULE P - PART 4L - OTHER (INCLUDING CREDIT, ACCIDENT AND HEALTH)

|               |     |     |     |     |     |     |     |     |     |     |
|---------------|-----|-----|-----|-----|-----|-----|-----|-----|-----|-----|
| 1. Prior..... | XXX | XXX | XXX | XXX | XXX | XXX | XXX | 185 | 178 | 160 |
| 2. 2022.....  | XXX | XXX | XXX | XXX | XXX | XXX | XXX | XXX | 42  | 59  |
| 3. 2023       | XXX | XXX | XXX | XXX | XXX | XXX | XXX | XXX | XXX | 23  |

SCHEDULE P - PART 4M - INTERNATIONAL

|               |     |     |     |     |     |     |     |     |     |  |
|---------------|-----|-----|-----|-----|-----|-----|-----|-----|-----|--|
| 1. Prior..... |     |     |     |     |     |     |     |     |     |  |
| 2. 2014.....  |     |     |     |     |     |     |     |     |     |  |
| 3. 2015.....  | XXX |     |     |     |     |     |     |     |     |  |
| 4. 2016.....  | XXX | XXX |     |     |     |     |     |     |     |  |
| 5. 2017.....  | XXX | XXX | XXX |     |     |     |     |     |     |  |
| 6. 2018.....  | XXX | XXX | XXX | XXX |     |     |     |     |     |  |
| 7. 2019.....  | XXX | XXX | XXX | XXX | XXX |     |     |     |     |  |
| 8. 2020.....  | XXX | XXX | XXX | XXX | XXX | XXX |     |     |     |  |
| 9. 2021.....  | XXX | XXX | XXX | XXX | XXX | XXX | XXX |     |     |  |
| 10. 2022..... | XXX | XXX | XXX | XXX | XXX | XXX | XXX | XXX |     |  |
| 11. 2023      | XXX | XXX | XXX | XXX | XXX | XXX | XXX | XXX | XXX |  |

NONE

Schedule P - Part 4N - Reinsurance - Nonproportional Assumed Property

**N O N E**

Schedule P - Part 4O - Reinsurance - Nonproportional Assumed Liability

**N O N E**

Schedule P - Part 4P - Reinsurance - Nonproportional Assumed Financial Lines

**N O N E**

Schedule P - Part 4R - Section 1 - Products Liability - Occurrence

**N O N E**

Schedule P - Part 4R - Section 2 - Products Liability - Claims-Made

**N O N E**

Schedule P - Part 4S - Financial Guaranty/Mortgage Guaranty

**N O N E**

Schedule P - Part 4T - Warranty

**N O N E**

Schedule P - Part 5A - Homeowners/Farmowners - Section 1

**N O N E**

Schedule P - Part 5A - Homeowners/Farmowners - Section 2

**N O N E**

Schedule P - Part 5A - Homeowners/Farmowners - Section 3

**N O N E**

ANNUAL STATEMENT FOR THE YEAR 2023 OF THE VANLINER INSURANCE COMPANY

**SCHEDULE P - PART 5B - PRIVATE PASSENGER AUTO LIABILITY/MEDICAL**

**SECTION 1**

| Years in Which<br>Premiums<br>Were Earned<br>and Losses<br>Were Incurred | CUMULATIVE NUMBER OF CLAIMS CLOSED WITH LOSS PAYMENT DIRECT AND ASSUMED AT YEAR END |      |      |      |      |      |      |      |      |      |
|--|---|------|------|------|------|------|------|------|------|------|
|  | 1   | 2    | 3    | 4    | 5    | 6    | 7    | 8    | 9    | 10   |
|  | 2014  | 2015 | 2016 | 2017 | 2018 | 2019 | 2020 | 2021 | 2022 | 2023 |
| 1. Prior.....  | 30  | 5    | 3    | 2    | 0    | 0    | 0    | 0    | 0    | 0    |
| 2. 2014.....   | 56  | 74   | 79   | 80   | 80   | 80   | 80   | 80   | 80   | 80   |
| 3. 2015.....   | XXX   | 59   | 82   | 86   | 87   | 88   | 89   | 89   | 89   | 89   |
| 4. 2016.....   | XXX   | XXX  | 58   | 79   | 84   | 85   | 85   | 85   | 85   | 85   |
| 5. 2017.....   | XXX   | XXX  | XXX  | 38   | 55   | 56   | 57   | 58   | 58   | 58   |
| 6. 2018.....   | XXX   | XXX  | XXX  | XXX  | 8    | 10   | 10   | 10   | 10   | 10   |
| 7. 2019.....   | XXX   | XXX  | XXX  | XXX  | XXX  | 0    | 0    | 0    | 0    | 0    |
| 8. 2020.....   | XXX   | XXX  | XXX  | XXX  | XXX  | XXX  | 0    | 0    | 0    | 0    |
| 9. 2021.....   | XXX   | XXX  | XXX  | XXX  | XXX  | XXX  | XXX  | 0    | 0    | 0    |
| 10. 2022.....  | XXX   | XXX  | XXX  | XXX  | XXX  | XXX  | XXX  | XXX  | 0    | 0    |
| 11. 2023   | XXX   | XXX  | XXX  | XXX  | XXX  | XXX  | XXX  | XXX  | XXX  | 0    |

**SECTION 2**

| Years in Which<br>Premiums<br>Were Earned<br>and Losses<br>Were Incurred | NUMBER OF CLAIMS OUTSTANDING DIRECT AND ASSUMED AT YEAR END |      |      |      |      |      |      |      |      |      |
|--|---|------|------|------|------|------|------|------|------|------|
|  | 1   | 2    | 3    | 4    | 5    | 6    | 7    | 8    | 9    | 10   |
|  | 2014  | 2015 | 2016 | 2017 | 2018 | 2019 | 2020 | 2021 | 2022 | 2023 |
| 1. Prior.....  | 13  | 7    | 2    | 1    | 1    | 0    | 0    | 1    | 0    | 1    |
| 2. 2014.....   | 24  | 5    | 2    | 1    | 1    | 0    | 0    | 0    | 0    | 0    |
| 3. 2015.....   | XXX   | 40   | 7    | 4    | 1    | 0    | 0    | 0    | 0    | 0    |
| 4. 2016.....   | XXX   | XXX  | 39   | 7    | 3    | 1    | 0    | 1    | 1    | 0    |
| 5. 2017.....   | XXX   | XXX  | XXX  | 24   | 4    | 3    | 1    | 1    | 1    | 0    |
| 6. 2018.....   | XXX   | XXX  | XXX  | XXX  | 2    | 0    | 0    | 0    | 0    | 0    |
| 7. 2019.....   | XXX   | XXX  | XXX  | XXX  | XXX  | 0    | 0    | 0    | 0    | 0    |
| 8. 2020.....   | XXX   | XXX  | XXX  | XXX  | XXX  | XXX  | 0    | 0    | 0    | 0    |
| 9. 2021.....   | XXX   | XXX  | XXX  | XXX  | XXX  | XXX  | XXX  | 0    | 0    | 0    |
| 10. 2022.....  | XXX   | XXX  | XXX  | XXX  | XXX  | XXX  | XXX  | XXX  | 0    | 0    |
| 11. 2023   | XXX   | XXX  | XXX  | XXX  | XXX  | XXX  | XXX  | XXX  | XXX  | 0    |

**SECTION 3**

| Years in Which<br>Premiums<br>Were Earned<br>and Losses<br>Were Incurred | CUMULATIVE NUMBER OF CLAIMS REPORTED DIRECT AND ASSUMED AT YEAR END |      |      |      |      |      |      |      |      |      |
|--|---|------|------|------|------|------|------|------|------|------|
|  | 1   | 2    | 3    | 4    | 5    | 6    | 7    | 8    | 9    | 10   |
|  | 2014  | 2015 | 2016 | 2017 | 2018 | 2019 | 2020 | 2021 | 2022 | 2023 |
| 1. Prior.....  | 17  | 2    | 0    | 1    | 1    | (1)  | 0    | 1    | (1)  | 1    |
| 2. 2014.....   | 133   | 146  | 150  | 151  | 151  | 150  | 150  | 150  | 150  | 150  |
| 3. 2015.....   | XXX   | 156  | 166  | 170  | 170  | 171  | 172  | 172  | 172  | 172  |
| 4. 2016.....   | XXX   | XXX  | 157  | 171  | 176  | 177  | 177  | 178  | 178  | 178  |
| 5. 2017.....   | XXX   | XXX  | XXX  | 107  | 113  | 115  | 116  | 117  | 117  | 117  |
| 6. 2018.....   | XXX   | XXX  | XXX  | XXX  | 17   | 17   | 17   | 17   | 17   | 17   |
| 7. 2019.....   | XXX   | XXX  | XXX  | XXX  | XXX  | 0    | 0    | 0    | 0    | 0    |
| 8. 2020.....   | XXX   | XXX  | XXX  | XXX  | XXX  | XXX  | 0    | 0    | 0    | 0    |
| 9. 2021.....   | XXX   | XXX  | XXX  | XXX  | XXX  | XXX  | XXX  | 0    | 0    | 0    |
| 10. 2022.....  | XXX   | XXX  | XXX  | XXX  | XXX  | XXX  | XXX  | XXX  | 0    | 0    |
| 11. 2023   | XXX   | XXX  | XXX  | XXX  | XXX  | XXX  | XXX  | XXX  | XXX  | 0    |

ANNUAL STATEMENT FOR THE YEAR 2023 OF THE VANLINER INSURANCE COMPANY

**SCHEDULE P - PART 5C - COMMERCIAL AUTO/TRUCK LIABILITY/MEDICAL**

**SECTION 1**

| Years in Which<br>Premiums<br>Were Earned<br>and Losses<br>Were Incurred | CUMULATIVE NUMBER OF CLAIMS CLOSED WITH LOSS PAYMENT DIRECT AND ASSUMED AT YEAR END |       |       |       |       |       |       |       |       |       |
|--|---|-------|-------|-------|-------|-------|-------|-------|-------|-------|
|  | 1   | 2     | 3     | 4     | 5     | 6     | 7     | 8     | 9     | 10    |
|  | 2014  | 2015  | 2016  | 2017  | 2018  | 2019  | 2020  | 2021  | 2022  | 2023  |
| 1. Prior.....  | 1,338   | 390   | 177   | 140   | 28    | 14    | 6     | 2     | 3     | 1     |
| 2. 2014.....   | 1,915   | 2,744 | 2,917 | 3,002 | 3,042 | 3,060 | 3,067 | 3,071 | 3,072 | 3,073 |
| 3. 2015.....   | XXX   | 1,851 | 2,616 | 2,799 | 2,858 | 2,892 | 2,912 | 2,916 | 2,919 | 2,922 |
| 4. 2016.....   | XXX   | XXX   | 1,550 | 2,238 | 2,359 | 2,409 | 2,443 | 2,459 | 2,467 | 2,470 |
| 5. 2017.....   | XXX   | XXX   | XXX   | 1,599 | 2,349 | 2,490 | 2,564 | 2,602 | 2,622 | 2,630 |
| 6. 2018.....   | XXX   | XXX   | XXX   | XXX   | 1,676 | 2,434 | 2,612 | 2,675 | 2,716 | 2,737 |
| 7. 2019.....   | XXX   | XXX   | XXX   | XXX   | XXX   | 1,690 | 2,568 | 2,759 | 2,837 | 2,888 |
| 8. 2020.....   | XXX   | XXX   | XXX   | XXX   | XXX   | XXX   | 1,066 | 1,610 | 1,740 | 1,802 |
| 9. 2021.....   | XXX   | XXX   | XXX   | XXX   | XXX   | XXX   | XXX   | 1,199 | 1,948 | 2,152 |
| 10. 2022.....  | XXX   | XXX   | XXX   | XXX   | XXX   | XXX   | XXX   | XXX   | 1,357 | 2,229 |
| 11. 2023.....  | XXX   | XXX   | XXX   | XXX   | XXX   | XXX   | XXX   | XXX   | XXX   | 1,347 |

**SECTION 2**

| Years in Which<br>Premiums<br>Were Earned<br>and Losses<br>Were Incurred | NUMBER OF CLAIMS OUTSTANDING DIRECT AND ASSUMED AT YEAR END |       |       |       |       |       |       |       |       |       |
|--|---|-------|-------|-------|-------|-------|-------|-------|-------|-------|
|  | 1   | 2     | 3     | 4     | 5     | 6     | 7     | 8     | 9     | 10    |
|  | 2014  | 2015  | 2016  | 2017  | 2018  | 2019  | 2020  | 2021  | 2022  | 2023  |
| 1. Prior.....  | 919   | 472   | 239   | 75    | 33    | 19    | 11    | 6     | 5     | 5     |
| 2. 2014.....   | 1,637   | 418   | 201   | 96    | 36    | 16    | 7     | 5     | 2     | 1     |
| 3. 2015.....   | XXX   | 1,476 | 422   | 194   | 98    | 41    | 16    | 11    | 7     | 4     |
| 4. 2016.....   | XXX   | XXX   | 1,420 | 356   | 184   | 94    | 46    | 29    | 15    | 10    |
| 5. 2017.....   | XXX   | XXX   | XXX   | 1,364 | 363   | 189   | 95    | 54    | 28    | 17    |
| 6. 2018.....   | XXX   | XXX   | XXX   | XXX   | 1,386 | 407   | 221   | 146   | 72    | 42    |
| 7. 2019.....   | XXX   | XXX   | XXX   | XXX   | XXX   | 1,528 | 424   | 228   | 122   | 48    |
| 8. 2020.....   | XXX   | XXX   | XXX   | XXX   | XXX   | XXX   | 1,042 | 333   | 166   | 85    |
| 9. 2021.....   | XXX   | XXX   | XXX   | XXX   | XXX   | XXX   | XXX   | 1,455 | 445   | 219   |
| 10. 2022.....  | XXX   | XXX   | XXX   | XXX   | XXX   | XXX   | XXX   | XXX   | 1,531 | 470   |
| 11. 2023.....  | XXX   | XXX   | XXX   | XXX   | XXX   | XXX   | XXX   | XXX   | XXX   | 1,453 |

**SECTION 3**

| Years in Which<br>Premiums<br>Were Earned<br>and Losses<br>Were Incurred | CUMULATIVE NUMBER OF CLAIMS REPORTED DIRECT AND ASSUMED AT YEAR END |       |       |       |       |       |       |       |       |       |
|--|---|-------|-------|-------|-------|-------|-------|-------|-------|-------|
|  | 1   | 2     | 3     | 4     | 5     | 6     | 7     | 8     | 9     | 10    |
|  | 2014  | 2015  | 2016  | 2017  | 2018  | 2019  | 2020  | 2021  | 2022  | 2023  |
| 1. Prior.....  | 611   | 125   | 21    | 10    | 3     | 14    | 0     | 0     | 4     | 2     |
| 2. 2014.....   | 7,090   | 7,552 | 7,639 | 7,669 | 7,671 | 7,675 | 7,678 | 7,681 | 7,681 | 7,682 |
| 3. 2015.....   | XXX   | 6,996 | 7,487 | 7,584 | 7,601 | 7,604 | 7,607 | 7,608 | 7,606 | 7,608 |
| 4. 2016.....   | XXX   | XXX   | 6,588 | 7,087 | 7,156 | 7,182 | 7,187 | 7,192 | 7,191 | 7,191 |
| 5. 2017.....   | XXX   | XXX   | XXX   | 6,890 | 7,363 | 7,435 | 7,453 | 7,464 | 7,463 | 7,463 |
| 6. 2018.....   | XXX   | XXX   | XXX   | XXX   | 7,126 | 7,674 | 7,763 | 7,786 | 7,788 | 7,787 |
| 7. 2019.....   | XXX   | XXX   | XXX   | XXX   | XXX   | 7,408 | 8,057 | 8,160 | 8,184 | 8,187 |
| 8. 2020.....   | XXX   | XXX   | XXX   | XXX   | XXX   | XXX   | 4,745 | 5,192 | 5,256 | 5,275 |
| 9. 2021.....   | XXX   | XXX   | XXX   | XXX   | XXX   | XXX   | XXX   | 6,269 | 6,895 | 7,030 |
| 10. 2022.....  | XXX   | XXX   | XXX   | XXX   | XXX   | XXX   | XXX   | XXX   | 6,915 | 7,753 |
| 11. 2023.....  | XXX   | XXX   | XXX   | XXX   | XXX   | XXX   | XXX   | XXX   | XXX   | 6,962 |

ANNUAL STATEMENT FOR THE YEAR 2023 OF THE VANLINER INSURANCE COMPANY

**SCHEDULE P - PART 5D - WORKERS' COMPENSATION**

**(EXCLUDING EXCESS WORKERS' COMPENSATION)**

**SECTION 1**

| Years in Which<br>Premiums<br>Were Earned<br>and Losses<br>Were Incurred | CUMULATIVE NUMBER OF CLAIMS CLOSED WITH LOSS PAYMENT DIRECT AND ASSUMED AT YEAR END |        |        |        |        |        |        |        |        |        |
|--|---|--------|--------|--------|--------|--------|--------|--------|--------|--------|
|  | 1   | 2      | 3      | 4      | 5      | 6      | 7      | 8      | 9      | 10     |
|  | 2014  | 2015   | 2016   | 2017   | 2018   | 2019   | 2020   | 2021   | 2022   | 2023   |
| 1. Prior.....  | 700   | 215    | 128    | 93     | 45     | 47     | 47     | 26     | 12     | 12     |
| 2. 2014.....   | 650   | 1, 120 | 1, 257 | 1, 338 | 1, 379 | 1, 408 | 1, 431 | 1, 447 | 1, 453 | 1, 458 |
| 3. 2015.....   | XXX   | 547    | 1, 120 | 1, 299 | 1, 376 | 1, 413 | 1, 447 | 1, 466 | 1, 472 | 1, 479 |
| 4. 2016.....   | XXX   | XXX    | 720    | 1, 287 | 1, 430 | 1, 504 | 1, 537 | 1, 557 | 1, 572 | 1, 582 |
| 5. 2017.....   | XXX   | XXX    | XXX    | 801    | 1, 318 | 1, 461 | 1, 527 | 1, 558 | 1, 575 | 1, 593 |
| 6. 2018.....   | XXX   | XXX    | XXX    | XXX    | 700    | 1, 200 | 1, 350 | 1, 405 | 1, 433 | 1, 455 |
| 7. 2019.....   | XXX   | XXX    | XXX    | XXX    | XXX    | 653    | 1, 202 | 1, 348 | 1, 412 | 1, 454 |
| 8. 2020.....   | XXX   | XXX    | XXX    | XXX    | XXX    | XXX    | 505    | 918    | 1, 031 | 1, 078 |
| 9. 2021.....   | XXX   | XXX    | XXX    | XXX    | XXX    | XXX    | XXX    | 568    | 971    | 1, 088 |
| 10. 2022.....  | XXX   | XXX    | XXX    | XXX    | XXX    | XXX    | XXX    | XXX    | 507    | 859    |
| 11. 2023   | XXX   | XXX    | XXX    | XXX    | XXX    | XXX    | XXX    | XXX    | XXX    | 463    |

**SECTION 2**

| Years in Which<br>Premiums<br>Were Earned<br>and Losses<br>Were Incurred | NUMBER OF CLAIMS OUTSTANDING DIRECT AND ASSUMED AT YEAR END |      |      |      |      |      |      |      |      |      |
|--|---|------|------|------|------|------|------|------|------|------|
|  | 1   | 2    | 3    | 4    | 5    | 6    | 7    | 8    | 9    | 10   |
|  | 2014  | 2015 | 2016 | 2017 | 2018 | 2019 | 2020 | 2021 | 2022 | 2023 |
| 1. Prior.....  | 582   | 350  | 228  | 155  | 119  | 82   | 60   | 46   | 38   | 32   |
| 2. 2014.....   | 789   | 259  | 131  | 68   | 41   | 24   | 18   | 11   | 7    | 5    |
| 3. 2015.....   | XXX   | 694  | 280  | 126  | 63   | 39   | 29   | 23   | 18   | 15   |
| 4. 2016.....   | XXX   | XXX  | 790  | 252  | 126  | 65   | 43   | 27   | 17   | 11   |
| 5. 2017.....   | XXX   | XXX  | XXX  | 733  | 243  | 123  | 63   | 37   | 22   | 16   |
| 6. 2018.....   | XXX   | XXX  | XXX  | XXX  | 699  | 235  | 108  | 62   | 36   | 22   |
| 7. 2019.....   | XXX   | XXX  | XXX  | XXX  | XXX  | 771  | 241  | 119  | 63   | 31   |
| 8. 2020.....   | XXX   | XXX  | XXX  | XXX  | XXX  | XXX  | 573  | 188  | 87   | 48   |
| 9. 2021.....   | XXX   | XXX  | XXX  | XXX  | XXX  | XXX  | XXX  | 570  | 188  | 86   |
| 10. 2022.....  | XXX   | XXX  | XXX  | XXX  | XXX  | XXX  | XXX  | XXX  | 516  | 189  |
| 11. 2023   | XXX   | XXX  | XXX  | XXX  | XXX  | XXX  | XXX  | XXX  | XXX  | 501  |

**SECTION 3**

| Years in Which<br>Premiums<br>Were Earned<br>and Losses<br>Were Incurred | CUMULATIVE NUMBER OF CLAIMS REPORTED DIRECT AND ASSUMED AT YEAR END |        |        |        |        |        |        |        |        |        |
|--|---|--------|--------|--------|--------|--------|--------|--------|--------|--------|
|  | 1   | 2      | 3      | 4      | 5      | 6      | 7      | 8      | 9      | 10     |
|  | 2014  | 2015   | 2016   | 2017   | 2018   | 2019   | 2020   | 2021   | 2022   | 2023   |
| 1. Prior.....  | 170   | 46     | 36     | 37     | 22     | 22     | 33     | 16     | 8      | 8      |
| 2. 2014.....   | 1, 853  | 1, 955 | 2, 000 | 2, 031 | 2, 054 | 2, 073 | 2, 092 | 2, 103 | 2, 107 | 2, 111 |
| 3. 2015.....   | XXX   | 1, 849 | 2, 230 | 2, 298 | 2, 327 | 2, 349 | 2, 381 | 2, 398 | 2, 401 | 2, 406 |
| 4. 2016.....   | XXX   | XXX    | 2, 018 | 2, 202 | 2, 247 | 2, 276 | 2, 294 | 2, 302 | 2, 313 | 2, 320 |
| 5. 2017.....   | XXX   | XXX    | XXX    | 2, 020 | 2, 214 | 2, 264 | 2, 283 | 2, 295 | 2, 305 | 2, 320 |
| 6. 2018.....   | XXX   | XXX    | XXX    | XXX    | 1, 914 | 2, 106 | 2, 158 | 2, 179 | 2, 190 | 2, 203 |
| 7. 2019.....   | XXX   | XXX    | XXX    | XXX    | XXX    | 2, 019 | 2, 208 | 2, 267 | 2, 295 | 2, 317 |
| 8. 2020.....   | XXX   | XXX    | XXX    | XXX    | XXX    | XXX    | 1, 575 | 1, 733 | 1, 773 | 1, 791 |
| 9. 2021.....   | XXX   | XXX    | XXX    | XXX    | XXX    | XXX    | XXX    | 1, 659 | 1, 814 | 1, 861 |
| 10. 2022.....  | XXX   | XXX    | XXX    | XXX    | XXX    | XXX    | XXX    | XXX    | 1, 545 | 1, 703 |
| 11. 2023   | XXX   | XXX    | XXX    | XXX    | XXX    | XXX    | XXX    | XXX    | XXX    | 1, 436 |

ANNUAL STATEMENT FOR THE YEAR 2023 OF THE VANLINER INSURANCE COMPANY

**SCHEDULE P - PART 5E - COMMERCIAL MULTIPLE PERIL**

**SECTION 1**

| Years in Which<br>Premiums<br>Were Earned<br>and Losses<br>Were Incurred | CUMULATIVE NUMBER OF CLAIMS CLOSED WITH LOSS PAYMENT DIRECT AND ASSUMED AT YEAR END |      |      |      |      |      |      |      |      |      |
|--|---|------|------|------|------|------|------|------|------|------|
|  | 1   | 2    | 3    | 4    | 5    | 6    | 7    | 8    | 9    | 10   |
|  | 2014  | 2015 | 2016 | 2017 | 2018 | 2019 | 2020 | 2021 | 2022 | 2023 |
| 1. Prior.....  | 6   | 2    | 1    | 0    | 1    | 3    | 0    | 0    | 0    | 0    |
| 2. 2014.....   | 8   | 14   | 16   | 17   | 17   | 17   | 17   | 17   | 18   | 18   |
| 3. 2015.....   | XXX   | 11   | 21   | 23   | 23   | 24   | 24   | 24   | 24   | 24   |
| 4. 2016.....   | XXX   | XXX  | 16   | 28   | 29   | 30   | 30   | 30   | 30   | 30   |
| 5. 2017.....   | XXX   | XXX  | XXX  | 20   | 25   | 27   | 27   | 27   | 28   | 29   |
| 6. 2018.....   | XXX   | XXX  | XXX  | XXX  | 12   | 21   | 21   | 21   | 22   | 22   |
| 7. 2019.....   | XXX   | XXX  | XXX  | XXX  | XXX  | 7    | 9    | 10   | 11   | 12   |
| 8. 2020.....   | XXX   | XXX  | XXX  | XXX  | XXX  | XXX  | 5    | 7    | 8    | 9    |
| 9. 2021.....   | XXX   | XXX  | XXX  | XXX  | XXX  | XXX  | XXX  | 6    | 8    | 10   |
| 10. 2022.....  | XXX   | XXX  | XXX  | XXX  | XXX  | XXX  | XXX  | XXX  | 4    | 7    |
| 11. 2023   | XXX   | XXX  | XXX  | XXX  | XXX  | XXX  | XXX  | XXX  | XXX  | 4    |

**SECTION 2**

| Years in Which<br>Premiums<br>Were Earned<br>and Losses<br>Were Incurred | NUMBER OF CLAIMS OUTSTANDING DIRECT AND ASSUMED AT YEAR END |      |      |      |      |      |      |      |      |      |
|--|---|------|------|------|------|------|------|------|------|------|
|  | 1   | 2    | 3    | 4    | 5    | 6    | 7    | 8    | 9    | 10   |
|  | 2014  | 2015 | 2016 | 2017 | 2018 | 2019 | 2020 | 2021 | 2022 | 2023 |
| 1. Prior.....  | 6   | 3    | 3    | 2    | 0    | 0    | 0    | 0    | 0    | 0    |
| 2. 2014.....   | 9   | 5    | 2    | 0    | 0    | 0    | 0    | 0    | 0    | 0    |
| 3. 2015.....   | XXX   | 10   | 4    | 3    | 2    | 0    | 0    | 0    | 0    | 0    |
| 4. 2016.....   | XXX   | XXX  | 19   | 3    | 3    | 2    | 1    | 1    | 0    | 1    |
| 5. 2017.....   | XXX   | XXX  | XXX  | 14   | 7    | 4    | 2    | 2    | 1    | 0    |
| 6. 2018.....   | XXX   | XXX  | XXX  | XXX  | 10   | 2    | 1    | 1    | 0    | 0    |
| 7. 2019.....   | XXX   | XXX  | XXX  | XXX  | XXX  | 7    | 3    | 2    | 1    | 0    |
| 8. 2020.....   | XXX   | XXX  | XXX  | XXX  | XXX  | XXX  | 3    | 1    | 2    | 0    |
| 9. 2021.....   | XXX   | XXX  | XXX  | XXX  | XXX  | XXX  | XXX  | 5    | 3    | 1    |
| 10. 2022.....  | XXX   | XXX  | XXX  | XXX  | XXX  | XXX  | XXX  | XXX  | 3    | 2    |
| 11. 2023   | XXX   | XXX  | XXX  | XXX  | XXX  | XXX  | XXX  | XXX  | XXX  | 4    |

**SECTION 3**

| Years in Which<br>Premiums<br>Were Earned<br>and Losses<br>Were Incurred | CUMULATIVE NUMBER OF CLAIMS REPORTED DIRECT AND ASSUMED AT YEAR END |      |      |      |      |      |      |      |      |      |
|--|---|------|------|------|------|------|------|------|------|------|
|  | 1   | 2    | 3    | 4    | 5    | 6    | 7    | 8    | 9    | 10   |
|  | 2014  | 2015 | 2016 | 2017 | 2018 | 2019 | 2020 | 2021 | 2022 | 2023 |
| 1. Prior.....  | 6   | 0    | 3    | 1    | 1    | 2    | 0    | 0    | 0    | 0    |
| 2. 2014.....   | 25  | 30   | 31   | 31   | 31   | 31   | 31   | 31   | 32   | 32   |
| 3. 2015.....   | XXX   | 35   | 45   | 48   | 49   | 49   | 49   | 49   | 49   | 49   |
| 4. 2016.....   | XXX   | XXX  | 54   | 65   | 69   | 70   | 70   | 70   | 70   | 70   |
| 5. 2017.....   | XXX   | XXX  | XXX  | 51   | 61   | 64   | 63   | 63   | 64   | 64   |
| 6. 2018.....   | XXX   | XXX  | XXX  | XXX  | 37   | 43   | 43   | 44   | 44   | 44   |
| 7. 2019.....   | XXX   | XXX  | XXX  | XXX  | XXX  | 25   | 29   | 30   | 30   | 31   |
| 8. 2020.....   | XXX   | XXX  | XXX  | XXX  | XXX  | XXX  | 16   | 19   | 21   | 21   |
| 9. 2021.....   | XXX   | XXX  | XXX  | XXX  | XXX  | XXX  | XXX  | 18   | 21   | 21   |
| 10. 2022.....  | XXX   | XXX  | XXX  | XXX  | XXX  | XXX  | XXX  | XXX  | 12   | 15   |
| 11. 2023   | XXX   | XXX  | XXX  | XXX  | XXX  | XXX  | XXX  | XXX  | XXX  | 15   |

Schedule P - Part 5F - Medical Professional Liability - Occurrence - Section 1A  
**N O N E**

Schedule P - Part 5F - Medical Professional Liability - Occurrence - Section 2A  
**N O N E**

Schedule P - Part 5F - Medical Professional Liability - Occurrence - Section 3A  
**N O N E**

Schedule P - Part 5F - Medical Professional Liability - Claims-Made - Section 1B  
**N O N E**

Schedule P - Part 5F - Medical Professional Liability - Claims-Made - Section 2B  
**N O N E**

Schedule P - Part 5F - Medical Professional Liability - Claims-Made - Section 3B  
**N O N E**



ANNUAL STATEMENT FOR THE YEAR 2023 OF THE VANLINER INSURANCE COMPANY

**SCHEDULE P - PART 5H - OTHER LIABILITY - OCCURRENCE**

**SECTION 1A**

| Years in Which<br>Premiums<br>Were Earned<br>and Losses<br>Were Incurred | CUMULATIVE NUMBER OF CLAIMS CLOSED WITH LOSS PAYMENT DIRECT AND ASSUMED AT YEAR END |      |      |      |      |      |      |      |      |      |
|--|---|------|------|------|------|------|------|------|------|------|
|  | 1   | 2    | 3    | 4    | 5    | 6    | 7    | 8    | 9    | 10   |
|  | 2014  | 2015 | 2016 | 2017 | 2018 | 2019 | 2020 | 2021 | 2022 | 2023 |
| 1. Prior.....  | 130   | 38   | 12   | 35   | 2    | 9    | 1    | 0    | 0    | 1    |
| 2. 2014.....   | 96  | 176  | 191  | 196  | 198  | 230  | 231  | 231  | 231  | 231  |
| 3. 2015.....   | XXX   | 79   | 182  | 198  | 203  | 240  | 241  | 242  | 242  | 243  |
| 4. 2016.....   | XXX   | XXX  | 132  | 271  | 278  | 315  | 319  | 320  | 321  | 322  |
| 5. 2017.....   | XXX   | XXX  | XXX  | 76   | 139  | 197  | 204  | 206  | 207  | 209  |
| 6. 2018.....   | XXX   | XXX  | XXX  | XXX  | 53   | 172  | 186  | 194  | 196  | 198  |
| 7. 2019.....   | XXX   | XXX  | XXX  | XXX  | XXX  | 85   | 161  | 173  | 181  | 183  |
| 8. 2020.....   | XXX   | XXX  | XXX  | XXX  | XXX  | XXX  | 82   | 149  | 169  | 173  |
| 9. 2021.....   | XXX   | XXX  | XXX  | XXX  | XXX  | XXX  | XXX  | 108  | 194  | 212  |
| 10. 2022.....  | XXX   | XXX  | XXX  | XXX  | XXX  | XXX  | XXX  | XXX  | 109  | 190  |
| 11. 2023   | XXX   | XXX  | XXX  | XXX  | XXX  | XXX  | XXX  | XXX  | XXX  | 64   |

**SECTION 2A**

| Years in Which<br>Premiums<br>Were Earned<br>and Losses<br>Were Incurred | NUMBER OF CLAIMS OUTSTANDING DIRECT AND ASSUMED AT YEAR END |      |      |      |      |      |      |      |      |      |
|--|---|------|------|------|------|------|------|------|------|------|
|  | 1   | 2    | 3    | 4    | 5    | 6    | 7    | 8    | 9    | 10   |
|  | 2014  | 2015 | 2016 | 2017 | 2018 | 2019 | 2020 | 2021 | 2022 | 2023 |
| 1. Prior.....  | 109   | 73   | 53   | 12   | 10   | 5    | 4    | 3    | 3    | 2    |
| 2. 2014.....   | 62  | 28   | 14   | 6    | 3    | 2    | 1    | 1    | 1    | 1    |
| 3. 2015.....   | XXX   | 75   | 28   | 12   | 7    | 5    | 3    | 2    | 1    | 1    |
| 4. 2016.....   | XXX   | XXX  | 156  | 22   | 12   | 11   | 3    | 2    | 1    | 1    |
| 5. 2017.....   | XXX   | XXX  | XXX  | 58   | 26   | 20   | 10   | 7    | 4    | 2    |
| 6. 2018.....   | XXX   | XXX  | XXX  | XXX  | 56   | 27   | 12   | 7    | 5    | 2    |
| 7. 2019.....   | XXX   | XXX  | XXX  | XXX  | XXX  | 54   | 23   | 14   | 8    | 3    |
| 8. 2020.....   | XXX   | XXX  | XXX  | XXX  | XXX  | XXX  | 59   | 29   | 10   | 5    |
| 9. 2021.....   | XXX   | XXX  | XXX  | XXX  | XXX  | XXX  | XXX  | 59   | 21   | 10   |
| 10. 2022.....  | XXX   | XXX  | XXX  | XXX  | XXX  | XXX  | XXX  | XXX  | 58   | 23   |
| 11. 2023   | XXX   | XXX  | XXX  | XXX  | XXX  | XXX  | XXX  | XXX  | XXX  | 44   |

**SECTION 3A**

| Years in Which<br>Premiums<br>Were Earned<br>and Losses<br>Were Incurred | CUMULATIVE NUMBER OF CLAIMS REPORTED DIRECT AND ASSUMED AT YEAR END |      |      |      |      |      |      |      |      |      |
|--|---|------|------|------|------|------|------|------|------|------|
|  | 1   | 2    | 3    | 4    | 5    | 6    | 7    | 8    | 9    | 10   |
|  | 2014  | 2015 | 2016 | 2017 | 2018 | 2019 | 2020 | 2021 | 2022 | 2023 |
| 1. Prior.....  | 120   | 25   | 8    | 0    | 3    | 6    | 0    | 0    | 1    | 0    |
| 2. 2014.....   | 222   | 305  | 323  | 327  | 327  | 359  | 360  | 360  | 360  | 360  |
| 3. 2015.....   | XXX   | 219  | 323  | 335  | 338  | 376  | 377  | 377  | 377  | 377  |
| 4. 2016.....   | XXX   | XXX  | 365  | 447  | 458  | 502  | 500  | 501  | 502  | 502  |
| 5. 2017.....   | XXX   | XXX  | XXX  | 203  | 278  | 344  | 346  | 347  | 346  | 346  |
| 6. 2018.....   | XXX   | XXX  | XXX  | XXX  | 192  | 330  | 343  | 348  | 350  | 350  |
| 7. 2019.....   | XXX   | XXX  | XXX  | XXX  | XXX  | 208  | 295  | 308  | 313  | 313  |
| 8. 2020.....   | XXX   | XXX  | XXX  | XXX  | XXX  | XXX  | 196  | 268  | 281  | 284  |
| 9. 2021.....   | XXX   | XXX  | XXX  | XXX  | XXX  | XXX  | XXX  | 243  | 338  | 352  |
| 10. 2022.....  | XXX   | XXX  | XXX  | XXX  | XXX  | XXX  | XXX  | XXX  | 237  | 317  |
| 11. 2023   | XXX   | XXX  | XXX  | XXX  | XXX  | XXX  | XXX  | XXX  | XXX  | 154  |

ANNUAL STATEMENT FOR THE YEAR 2023 OF THE VANLINER INSURANCE COMPANY

**SCHEDULE P - PART 5H - OTHER LIABILITY - CLAIMS-MADE**

**SECTION 1B**

| Years in Which<br>Premiums<br>Were Earned<br>and Losses<br>Were Incurred | CUMULATIVE NUMBER OF CLAIMS CLOSED WITH LOSS PAYMENT DIRECT AND ASSUMED AT YEAR END |      |      |      |      |      |      |      |      |      |
|--|---|------|------|------|------|------|------|------|------|------|
|  | 1   | 2    | 3    | 4    | 5    | 6    | 7    | 8    | 9    | 10   |
|  | 2014  | 2015 | 2016 | 2017 | 2018 | 2019 | 2020 | 2021 | 2022 | 2023 |
| 1. Prior.....  | 1   | 0    | 1    | 0    | 0    | 0    | 0    | 0    | 0    | 0    |
| 2. 2014.....   | 0   | 0    | 1    | 1    | 1    | 1    | 1    | 1    | 1    | 1    |
| 3. 2015.....   | XXX   | 0    | 0    | 0    | 0    | 0    | 0    | 0    | 0    | 0    |
| 4. 2016.....   | XXX   | XXX  | 1    | 1    | 1    | 1    | 2    | 2    | 2    | 2    |
| 5. 2017.....   | XXX   | XXX  | XXX  | 1    | 1    | 1    | 1    | 1    | 1    | 1    |
| 6. 2018.....   | XXX   | XXX  | XXX  | XXX  | 0    | 0    | 0    | 0    | 0    | 0    |
| 7. 2019.....   | XXX   | XXX  | XXX  | XXX  | XXX  | 0    | 0    | 1    | 1    | 1    |
| 8. 2020.....   | XXX   | XXX  | XXX  | XXX  | XXX  | XXX  | 0    | 0    | 0    | 0    |
| 9. 2021.....   | XXX   | XXX  | XXX  | XXX  | XXX  | XXX  | XXX  | 0    | 1    | 1    |
| 10. 2022.....  | XXX   | XXX  | XXX  | XXX  | XXX  | XXX  | XXX  | XXX  | 0    | 0    |
| 11. 2023   | XXX   | XXX  | XXX  | XXX  | XXX  | XXX  | XXX  | XXX  | XXX  | 0    |

**SECTION 2B**

| Years in Which<br>Premiums<br>Were Earned<br>and Losses<br>Were Incurred | NUMBER OF CLAIMS OUTSTANDING DIRECT AND ASSUMED AT YEAR END |      |      |      |      |      |      |      |      |      |
|--|---|------|------|------|------|------|------|------|------|------|
|  | 1   | 2    | 3    | 4    | 5    | 6    | 7    | 8    | 9    | 10   |
|  | 2014  | 2015 | 2016 | 2017 | 2018 | 2019 | 2020 | 2021 | 2022 | 2023 |
| 1. Prior.....  | 3   | 2    | 0    | 0    | 1    | 0    | 0    | 0    | 0    | 0    |
| 2. 2014.....   | 1   | 2    | 1    | 0    | 0    | 0    | 0    | 0    | 0    | 0    |
| 3. 2015.....   | XXX   | 1    | 1    | 0    | 0    | 0    | 0    | 0    | 0    | 0    |
| 4. 2016.....   | XXX   | XXX  | 2    | 1    | 0    | 0    | 0    | 0    | 0    | 0    |
| 5. 2017.....   | XXX   | XXX  | XXX  | 2    | 0    | 0    | 0    | 0    | 0    | 0    |
| 6. 2018.....   | XXX   | XXX  | XXX  | XXX  | 2    | 1    | 1    | 1    | 0    | 0    |
| 7. 2019.....   | XXX   | XXX  | XXX  | XXX  | XXX  | 4    | 1    | 1    | 1    | 0    |
| 8. 2020.....   | XXX   | XXX  | XXX  | XXX  | XXX  | XXX  | 2    | 2    | 1    | 1    |
| 9. 2021.....   | XXX   | XXX  | XXX  | XXX  | XXX  | XXX  | XXX  | 3    | 1    | 1    |
| 10. 2022.....  | XXX   | XXX  | XXX  | XXX  | XXX  | XXX  | XXX  | XXX  | 1    | 0    |
| 11. 2023   | XXX   | XXX  | XXX  | XXX  | XXX  | XXX  | XXX  | XXX  | XXX  | 1    |

**SECTION 3B**

| Years in Which<br>Premiums<br>Were Earned<br>and Losses<br>Were Incurred | CUMULATIVE NUMBER OF CLAIMS REPORTED DIRECT AND ASSUMED AT YEAR END |      |      |      |      |      |      |      |      |      |
|--|---|------|------|------|------|------|------|------|------|------|
|  | 1   | 2    | 3    | 4    | 5    | 6    | 7    | 8    | 9    | 10   |
|  | 2014  | 2015 | 2016 | 2017 | 2018 | 2019 | 2020 | 2021 | 2022 | 2023 |
| 1. Prior.....  | 0   | (1)  | (1)  | 0    | 1    | (1)  | 0    | 0    | 0    | 0    |
| 2. 2014.....   | 1   | 4    | 5    | 4    | 4    | 4    | 4    | 4    | 4    | 4    |
| 3. 2015.....   | XXX   | 1    | 1    | 0    | 0    | 0    | 0    | 0    | 0    | 0    |
| 4. 2016.....   | XXX   | XXX  | 4    | 4    | 3    | 3    | 4    | 4    | 4    | 4    |
| 5. 2017.....   | XXX   | XXX  | XXX  | 7    | 6    | 6    | 6    | 6    | 6    | 6    |
| 6. 2018.....   | XXX   | XXX  | XXX  | XXX  | 4    | 4    | 4    | 4    | 3    | 3    |
| 7. 2019.....   | XXX   | XXX  | XXX  | XXX  | XXX  | 6    | 6    | 6    | 7    | 6    |
| 8. 2020.....   | XXX   | XXX  | XXX  | XXX  | XXX  | XXX  | 3    | 3    | 2    | 3    |
| 9. 2021.....   | XXX   | XXX  | XXX  | XXX  | XXX  | XXX  | XXX  | 4    | 3    | 3    |
| 10. 2022.....  | XXX   | XXX  | XXX  | XXX  | XXX  | XXX  | XXX  | XXX  | 1    | 2    |
| 11. 2023   | XXX   | XXX  | XXX  | XXX  | XXX  | XXX  | XXX  | XXX  | XXX  | 2    |

Schedule P - Part 5R - Products Liability - Occurrence - Section 1A

**N O N E**

Schedule P - Part 5R - Products Liability - Occurrence - Section 2A

**N O N E**

Schedule P - Part 5R - Products Liability - Occurrence - Section 3A

**N O N E**

Schedule P - Part 5R - Products Liability - Claims-Made - Section 1B

**N O N E**

Schedule P - Part 5R - Products Liability - Claims-Made - Section 2B

**N O N E**

Schedule P - Part 5R - Products Liability - Claims-Made - Section 3B

**N O N E**

Schedule P - Part 5T - Warranty - Section 1

**N O N E**

Schedule P - Part 5T - Warranty - Section 2

**N O N E**

Schedule P - Part 5T - Warranty - Section 3

**N O N E**

ANNUAL STATEMENT FOR THE YEAR 2023 OF THE VANLINER INSURANCE COMPANY

**SCHEDULE P - PART 6C - COMMERCIAL AUTO/TRUCK LIABILITY/MEDICAL**

**SECTION 1**

| Years in Which<br>Premiums<br>Were Earned<br>and Losses<br>Were Incurred | CUMULATIVE PREMIUMS EARNED DIRECT AND ASSUMED AT YEAR END (\$000 OMITTED) |        |        |        |        |         |         |         |         |         | 11<br>Current<br>Year<br>Premiums<br>Earned |
|--|---|--------|--------|--------|--------|---------|---------|---------|---------|---------|---|
|  | 1   | 2      | 3      | 4      | 5      | 6       | 7       | 8       | 9       | 10      |   |
|  | 2014  | 2015   | 2016   | 2017   | 2018   | 2019    | 2020    | 2021    | 2022    | 2023    |   |
| 1. Prior.....  | 0   | 0      | 0      | 0      | 0      | 0       | 0       | 0       | 0       | 0       | 0   |
| 2. 2014.....   | 54,482  | 54,482 | 54,482 | 54,482 | 54,482 | 54,482  | 54,482  | 54,482  | 54,482  | 54,482  | 0   |
| 3. 2015.....   | XXX   | 52,750 | 52,750 | 52,750 | 52,750 | 52,750  | 52,750  | 52,750  | 52,750  | 52,750  | 0   |
| 4. 2016.....   | XXX   | XXX    | 51,950 | 51,950 | 51,950 | 51,950  | 51,950  | 51,950  | 51,950  | 51,950  | 0   |
| 5. 2017.....   | XXX   | XXX    | XXX    | 76,926 | 76,926 | 76,926  | 76,926  | 76,926  | 76,926  | 76,926  | 0   |
| 6. 2018.....   | XXX   | XXX    | XXX    | XXX    | 88,575 | 88,575  | 88,575  | 88,575  | 88,575  | 88,575  | 0   |
| 7. 2019.....   | XXX   | XXX    | XXX    | XXX    | XXX    | 100,510 | 100,510 | 100,510 | 100,510 | 100,510 | 0   |
| 8. 2020.....   | XXX   | XXX    | XXX    | XXX    | XXX    | XXX     | 106,816 | 106,816 | 106,816 | 106,816 | 0   |
| 9. 2021.....   | XXX   | XXX    | XXX    | XXX    | XXX    | XXX     | XXX     | 125,492 | 125,492 | 125,492 | 0   |
| 10. 2022.....  | XXX   | XXX    | XXX    | XXX    | XXX    | XXX     | XXX     | XXX     | 144,508 | 144,508 | 0   |
| 11. 2023.....  | XXX   | XXX    | XXX    | XXX    | XXX    | XXX     | XXX     | XXX     | XXX     | 157,710 | 157,710                                     |
| 12. Totals.....  | XXX   | XXX    | XXX    | XXX    | XXX    | XXX     | XXX     | XXX     | XXX     | XXX     | 157,710                                     |
| 13. Earned<br>Premiums<br>(Sch P-Pt. 1)                                  | 54,482  | 52,750 | 51,950 | 76,926 | 88,575 | 100,510 | 106,816 | 125,492 | 144,508 | 157,710 | XXX   |

**SECTION 2**

| Years in Which<br>Premiums<br>Were Earned<br>and Losses<br>Were Incurred | CUMULATIVE PREMIUMS EARNED CEDED AT YEAR END (\$000 OMITTED) |       |       |        |        |        |        |        |        |        | 11<br>Current<br>Year<br>Premiums<br>Earned |
|--|--|-------|-------|--------|--------|--------|--------|--------|--------|--------|---|
|  | 1  | 2     | 3     | 4      | 5      | 6      | 7      | 8      | 9      | 10     |   |
|  | 2014   | 2015  | 2016  | 2017   | 2018   | 2019   | 2020   | 2021   | 2022   | 2023   |   |
| 1. Prior.....  | 0  | 0     | 0     | 0      | 0      | 0      | 0      | 0      | 0      | 0      | 0   |
| 2. 2014.....   | 4,004  | 4,004 | 4,004 | 4,004  | 4,004  | 4,004  | 4,004  | 4,004  | 4,004  | 4,004  | 0   |
| 3. 2015.....   | XXX  | 5,356 | 5,356 | 5,356  | 5,356  | 5,356  | 5,356  | 5,356  | 5,356  | 5,356  | 0   |
| 4. 2016.....   | XXX  | XXX   | 6,614 | 6,614  | 6,614  | 6,614  | 6,614  | 6,614  | 6,614  | 6,614  | 0   |
| 5. 2017.....   | XXX  | XXX   | XXX   | 28,682 | 28,682 | 28,682 | 28,682 | 28,682 | 28,682 | 28,682 | 0   |
| 6. 2018.....   | XXX  | XXX   | XXX   | XXX    | 31,816 | 31,816 | 31,816 | 31,816 | 31,816 | 31,816 | 0   |
| 7. 2019.....   | XXX  | XXX   | XXX   | XXX    | XXX    | 37,704 | 37,704 | 37,704 | 37,704 | 37,704 | 0   |
| 8. 2020.....   | XXX  | XXX   | XXX   | XXX    | XXX    | XXX    | 37,308 | 37,308 | 37,308 | 37,308 | 0   |
| 9. 2021.....   | XXX  | XXX   | XXX   | XXX    | XXX    | XXX    | XXX    | 45,675 | 45,675 | 45,675 | 0   |
| 10. 2022.....  | XXX  | XXX   | XXX   | XXX    | XXX    | XXX    | XXX    | XXX    | 52,756 | 52,756 | 0   |
| 11. 2023.....  | XXX  | XXX   | XXX   | XXX    | XXX    | XXX    | XXX    | XXX    | XXX    | 59,493 | 59,493                                      |
| 12. Totals.....  | XXX  | XXX   | XXX   | XXX    | XXX    | XXX    | XXX    | XXX    | XXX    | XXX    | 59,493                                      |
| 13. Earned<br>Premiums<br>(Sch P-Pt. 1)                                  | 4,004  | 5,356 | 6,614 | 28,682 | 31,816 | 37,704 | 37,308 | 45,675 | 52,756 | 59,493 | XXX   |

**SCHEDULE P - PART 6D - WORKERS' COMPENSATION**

**(EXCLUDING EXCESS WORKERS' COMPENSATION)**

**SECTION 1**

| Years in Which<br>Premiums<br>Were Earned<br>and Losses<br>Were Incurred | CUMULATIVE PREMIUMS EARNED DIRECT AND ASSUMED AT YEAR END (\$000 OMITTED) |        |        |        |        |        |        |        |        |        | 11<br>Current<br>Year<br>Premiums<br>Earned |
|--|---|--------|--------|--------|--------|--------|--------|--------|--------|--------|---|
|  | 1   | 2      | 3      | 4      | 5      | 6      | 7      | 8      | 9      | 10     |   |
|  | 2014  | 2015   | 2016   | 2017   | 2018   | 2019   | 2020   | 2021   | 2022   | 2023   |   |
| 1. Prior.....  | 0   | 0      | 0      | 0      | 0      | 0      | 0      | 0      | 0      | 0      | 0   |
| 2. 2014.....   | 40,464  | 40,464 | 40,464 | 40,464 | 40,464 | 40,464 | 40,464 | 40,464 | 40,464 | 40,464 | 0   |
| 3. 2015.....   | XXX   | 46,629 | 46,629 | 46,629 | 46,629 | 46,629 | 46,629 | 46,629 | 46,629 | 46,629 | 0   |
| 4. 2016.....   | XXX   | XXX    | 61,785 | 61,785 | 61,785 | 61,785 | 61,785 | 61,785 | 61,785 | 61,785 | 0   |
| 5. 2017.....   | XXX   | XXX    | XXX    | 67,146 | 67,146 | 67,146 | 67,146 | 67,146 | 67,146 | 67,146 | 0   |
| 6. 2018.....   | XXX   | XXX    | XXX    | XXX    | 66,282 | 66,282 | 66,282 | 66,282 | 66,282 | 66,282 | 0   |
| 7. 2019.....   | XXX   | XXX    | XXX    | XXX    | XXX    | 66,318 | 66,318 | 66,318 | 66,318 | 66,318 | 0   |
| 8. 2020.....   | XXX   | XXX    | XXX    | XXX    | XXX    | XXX    | 55,122 | 55,122 | 55,122 | 55,122 | 0   |
| 9. 2021.....   | XXX   | XXX    | XXX    | XXX    | XXX    | XXX    | XXX    | 55,876 | 55,876 | 55,876 | 0   |
| 10. 2022.....  | XXX   | XXX    | XXX    | XXX    | XXX    | XXX    | XXX    | XXX    | 61,436 | 61,436 | 0   |
| 11. 2023.....  | XXX   | XXX    | XXX    | XXX    | XXX    | XXX    | XXX    | XXX    | XXX    | 64,415 | 64,415                                      |
| 12. Totals.....  | XXX   | XXX    | XXX    | XXX    | XXX    | XXX    | XXX    | XXX    | XXX    | XXX    | 64,415                                      |
| 13. Earned<br>Premiums<br>(Sch P-Pt. 1)                                  | 40,464  | 46,629 | 61,785 | 67,146 | 66,282 | 66,318 | 55,122 | 55,876 | 61,436 | 64,415 | XXX   |

**SECTION 2**

| Years in Which<br>Premiums<br>Were Earned<br>and Losses<br>Were Incurred | CUMULATIVE PREMIUMS EARNED CEDED AT YEAR END (\$000 OMITTED) |        |        |        |        |        |        |        |        |        | 11<br>Current<br>Year<br>Premiums<br>Earned |
|--|--|--------|--------|--------|--------|--------|--------|--------|--------|--------|---|
|  | 1  | 2      | 3      | 4      | 5      | 6      | 7      | 8      | 9      | 10     |   |
|  | 2014   | 2015   | 2016   | 2017   | 2018   | 2019   | 2020   | 2021   | 2022   | 2023   |   |
| 1. Prior.....  | 0  | 0      | 0      | 0      | 0      | 0      | 0      | 0      | 0      | 0      | 0   |
| 2. 2014.....   | 10,533   | 10,533 | 10,533 | 10,533 | 10,533 | 10,533 | 10,533 | 10,533 | 10,533 | 10,533 | 0   |
| 3. 2015.....   | XXX  | 10,607 | 10,607 | 10,607 | 10,607 | 10,607 | 10,607 | 10,607 | 10,607 | 10,607 | 0   |
| 4. 2016.....   | XXX  | XXX    | 22,069 | 22,069 | 22,069 | 22,069 | 22,069 | 22,069 | 22,069 | 22,069 | 0   |
| 5. 2017.....   | XXX  | XXX    | XXX    | 26,679 | 26,679 | 26,679 | 26,679 | 26,679 | 26,679 | 26,679 | 0   |
| 6. 2018.....   | XXX  | XXX    | XXX    | XXX    | 25,755 | 25,755 | 25,755 | 25,755 | 25,755 | 25,755 | 0   |
| 7. 2019.....   | XXX  | XXX    | XXX    | XXX    | XXX    | 25,701 | 25,701 | 25,701 | 25,701 | 25,701 | 0   |
| 8. 2020.....   | XXX  | XXX    | XXX    | XXX    | XXX    | XXX    | 22,927 | 22,927 | 22,927 | 22,927 | 0   |
| 9. 2021.....   | XXX  | XXX    | XXX    | XXX    | XXX    | XXX    | XXX    | 22,562 | 22,562 | 22,562 | 0   |
| 10. 2022.....  | XXX  | XXX    | XXX    | XXX    | XXX    | XXX    | XXX    | XXX    | 24,653 | 24,653 | 0   |
| 11. 2023.....  | XXX  | XXX    | XXX    | XXX    | XXX    | XXX    | XXX    | XXX    | XXX    | 25,981 | 25,981                                      |
| 12. Totals.....  | XXX  | XXX    | XXX    | XXX    | XXX    | XXX    | XXX    | XXX    | XXX    | XXX    | 25,981                                      |
| 13. Earned<br>Premiums<br>(Sch P-Pt. 1)                                  | 10,533   | 10,607 | 22,069 | 26,679 | 25,755 | 25,701 | 22,927 | 22,562 | 24,653 | 25,981 | XXX   |

ANNUAL STATEMENT FOR THE YEAR 2023 OF THE VANLINER INSURANCE COMPANY

**SCHEDULE P - PART 6E - COMMERCIAL MULTIPLE PERIL**

**SECTION 1**

| Years in Which<br>Premiums<br>Were Earned<br>and Losses<br>Were Incurred | CUMULATIVE PREMIUMS EARNED DIRECT AND ASSUMED AT YEAR END (\$000 OMITTED) |       |       |       |       |       |       |       |       |       | 11<br>Current<br>Year<br>Premiums<br>Earned |
|--|---|-------|-------|-------|-------|-------|-------|-------|-------|-------|---|
|  | 1   | 2     | 3     | 4     | 5     | 6     | 7     | 8     | 9     | 10    |   |
|  | 2014  | 2015  | 2016  | 2017  | 2018  | 2019  | 2020  | 2021  | 2022  | 2023  |   |
| 1. Prior.....  | 0   | 0     | 0     | 0     | 0     | 0     | 0     | 0     | 0     | 0     | 0   |
| 2. 2014.....   | 1,878   | 1,878 | 1,878 | 1,878 | 1,878 | 1,878 | 1,878 | 1,878 | 1,878 | 1,878 | 0   |
| 3. 2015.....   | XXX   | 2,301 | 2,301 | 2,301 | 2,301 | 2,301 | 2,301 | 2,301 | 2,301 | 2,301 | 0   |
| 4. 2016.....   | XXX   | XXX   | 2,536 | 2,536 | 2,536 | 2,536 | 2,536 | 2,536 | 2,536 | 2,536 | 0   |
| 5. 2017.....   | XXX   | XXX   | XXX   | 1,962 | 1,962 | 1,962 | 1,962 | 1,962 | 1,962 | 1,962 | 0   |
| 6. 2018.....   | XXX   | XXX   | XXX   | XXX   | 1,793 | 1,793 | 1,793 | 1,793 | 1,793 | 1,793 | 0   |
| 7. 2019.....   | XXX   | XXX   | XXX   | XXX   | XXX   | 1,739 | 1,739 | 1,739 | 1,739 | 1,739 | 0   |
| 8. 2020.....   | XXX   | XXX   | XXX   | XXX   | XXX   | XXX   | 1,593 | 1,593 | 1,593 | 1,593 | 0   |
| 9. 2021.....   | XXX   | XXX   | XXX   | XXX   | XXX   | XXX   | XXX   | 1,596 | 1,596 | 1,596 | 0   |
| 10. 2022.....  | XXX   | XXX   | XXX   | XXX   | XXX   | XXX   | XXX   | XXX   | 1,686 | 1,686 | 0   |
| 11. 2023.....  | XXX   | XXX   | XXX   | XXX   | XXX   | XXX   | XXX   | XXX   | XXX   | 1,869 | 1,869                                       |
| 12. Totals.....  | XXX   | XXX   | XXX   | XXX   | XXX   | XXX   | XXX   | XXX   | XXX   | XXX   | 1,869                                       |
| 13. Earned<br>Premiums<br>(Sch P-Pt. 1)                                  | 1,878   | 2,301 | 2,536 | 1,962 | 1,793 | 1,739 | 1,593 | 1,596 | 1,686 | 1,869 | XXX   |

**SECTION 2**

| Years in Which<br>Premiums<br>Were Earned<br>and Losses<br>Were Incurred | CUMULATIVE PREMIUMS EARNED CEDED AT YEAR END (\$000 OMITTED) |       |       |       |       |       |       |       |       |       | 11<br>Current<br>Year<br>Premiums<br>Earned |
|--|--|-------|-------|-------|-------|-------|-------|-------|-------|-------|---|
|  | 1  | 2     | 3     | 4     | 5     | 6     | 7     | 8     | 9     | 10    |   |
|  | 2014   | 2015  | 2016  | 2017  | 2018  | 2019  | 2020  | 2021  | 2022  | 2023  |   |
| 1. Prior.....  | 0  | 0     | 0     | 0     | 0     | 0     | 0     | 0     | 0     | 0     | 0   |
| 2. 2014.....   | 1,040  | 1,040 | 1,040 | 1,040 | 1,040 | 1,040 | 1,040 | 1,040 | 1,040 | 1,040 | 0   |
| 3. 2015.....   | XXX  | 1,072 | 1,072 | 1,072 | 1,072 | 1,072 | 1,072 | 1,072 | 1,072 | 1,072 | 0   |
| 4. 2016.....   | XXX  | XXX   | 1,106 | 1,106 | 1,106 | 1,106 | 1,106 | 1,106 | 1,106 | 1,106 | 0   |
| 5. 2017.....   | XXX  | XXX   | XXX   | 435   | 435   | 435   | 435   | 435   | 435   | 435   | 0   |
| 6. 2018.....   | XXX  | XXX   | XXX   | XXX   | 394   | 394   | 394   | 394   | 394   | 394   | 0   |
| 7. 2019.....   | XXX  | XXX   | XXX   | XXX   | XXX   | 419   | 419   | 419   | 419   | 419   | 0   |
| 8. 2020.....   | XXX  | XXX   | XXX   | XXX   | XXX   | XXX   | 493   | 493   | 493   | 493   | 0   |
| 9. 2021.....   | XXX  | XXX   | XXX   | XXX   | XXX   | XXX   | XXX   | 506   | 506   | 506   | 0   |
| 10. 2022.....  | XXX  | XXX   | XXX   | XXX   | XXX   | XXX   | XXX   | XXX   | 593   | 593   | 0   |
| 11. 2023.....  | XXX  | XXX   | XXX   | XXX   | XXX   | XXX   | XXX   | XXX   | XXX   | 722   | 722   |
| 12. Totals.....  | XXX  | XXX   | XXX   | XXX   | XXX   | XXX   | XXX   | XXX   | XXX   | XXX   | 722   |
| 13. Earned<br>Premiums<br>(Sch P-Pt. 1)                                  | 1,040  | 1,072 | 1,106 | 435   | 394   | 419   | 493   | 506   | 593   | 722   | XXX   |

**SCHEDULE P - PART 6H - OTHER LIABILITY - OCCURRENCE**

**SECTION 1A**

| Years in Which<br>Premiums<br>Were Earned<br>and Losses<br>Were Incurred | CUMULATIVE PREMIUMS EARNED DIRECT AND ASSUMED AT YEAR END (\$000 OMITTED) |        |        |        |        |        |        |        |        |        | 11<br>Current<br>Year<br>Premiums<br>Earned |
|--|---|--------|--------|--------|--------|--------|--------|--------|--------|--------|---|
|  | 1   | 2      | 3      | 4      | 5      | 6      | 7      | 8      | 9      | 10     |   |
|  | 2014  | 2015   | 2016   | 2017   | 2018   | 2019   | 2020   | 2021   | 2022   | 2023   |   |
| 1. Prior.....  | 0   | 0      | 0      | 0      | 0      | 0      | 0      | 0      | 0      | 0      | 0   |
| 2. 2014.....   | 13,089  | 13,089 | 13,089 | 13,089 | 13,089 | 13,089 | 13,089 | 13,089 | 13,089 | 13,089 | 0   |
| 3. 2015.....   | XXX   | 14,253 | 14,253 | 14,253 | 14,253 | 14,253 | 14,253 | 14,253 | 14,253 | 14,253 | 0   |
| 4. 2016.....   | XXX   | XXX    | 13,367 | 13,367 | 13,367 | 13,367 | 13,367 | 13,367 | 13,367 | 13,367 | 0   |
| 5. 2017.....   | XXX   | XXX    | XXX    | 16,585 | 16,585 | 16,585 | 16,585 | 16,585 | 16,585 | 16,585 | 0   |
| 6. 2018.....   | XXX   | XXX    | XXX    | XXX    | 14,704 | 14,704 | 14,704 | 14,704 | 14,704 | 14,704 | 0   |
| 7. 2019.....   | XXX   | XXX    | XXX    | XXX    | XXX    | 16,346 | 16,346 | 16,346 | 16,346 | 16,346 | 0   |
| 8. 2020.....   | XXX   | XXX    | XXX    | XXX    | XXX    | XXX    | 19,826 | 19,826 | 19,826 | 19,826 | 0   |
| 9. 2021.....   | XXX   | XXX    | XXX    | XXX    | XXX    | XXX    | XXX    | 24,137 | 24,137 | 24,137 | 0   |
| 10. 2022.....  | XXX   | XXX    | XXX    | XXX    | XXX    | XXX    | XXX    | XXX    | 27,491 | 27,491 | 0   |
| 11. 2023.....  | XXX   | XXX    | XXX    | XXX    | XXX    | XXX    | XXX    | XXX    | XXX    | 29,623 | 29,623                                      |
| 12. Totals.....  | XXX   | XXX    | XXX    | XXX    | XXX    | XXX    | XXX    | XXX    | XXX    | XXX    | 29,623                                      |
| 13. Earned<br>Premiums<br>(Sch P-Pt. 1)                                  | 13,089  | 14,253 | 13,367 | 16,585 | 14,704 | 16,346 | 19,826 | 24,137 | 27,491 | 29,623 | XXX   |

**SECTION 2A**

| Years in Which<br>Premiums<br>Were Earned<br>and Losses<br>Were Incurred | CUMULATIVE PREMIUMS EARNED CEDED AT YEAR END (\$000 OMITTED) |       |       |        |        |        |        |        |        |        | 11<br>Current<br>Year<br>Premiums<br>Earned |
|--|--|-------|-------|--------|--------|--------|--------|--------|--------|--------|---|
|  | 1  | 2     | 3     | 4      | 5      | 6      | 7      | 8      | 9      | 10     |   |
|  | 2014   | 2015  | 2016  | 2017   | 2018   | 2019   | 2020   | 2021   | 2022   | 2023   |   |
| 1. Prior.....  | 0  | 0     | 0     | 0      | 0      | 0      | 0      | 0      | 0      | 0      | 0   |
| 2. 2014.....   | 9,014  | 9,014 | 9,014 | 9,014  | 9,014  | 9,014  | 9,014  | 9,014  | 9,014  | 9,014  | 0   |
| 3. 2015.....   | XXX  | 9,765 | 9,765 | 9,765  | 9,765  | 9,765  | 9,765  | 9,765  | 9,765  | 9,765  | 0   |
| 4. 2016.....   | XXX  | XXX   | 9,008 | 9,008  | 9,008  | 9,008  | 9,008  | 9,008  | 9,008  | 9,008  | 0   |
| 5. 2017.....   | XXX  | XXX   | XXX   | 12,122 | 12,122 | 12,122 | 12,122 | 12,122 | 12,122 | 12,122 | 0   |
| 6. 2018.....   | XXX  | XXX   | XXX   | XXX    | 10,366 | 10,366 | 10,366 | 10,366 | 10,366 | 10,366 | 0   |
| 7. 2019.....   | XXX  | XXX   | XXX   | XXX    | XXX    | 11,456 | 11,456 | 11,456 | 11,456 | 11,456 | 0   |
| 8. 2020.....   | XXX  | XXX   | XXX   | XXX    | XXX    | XXX    | 14,414 | 14,414 | 14,414 | 14,414 | 0   |
| 9. 2021.....   | XXX  | XXX   | XXX   | XXX    | XXX    | XXX    | XXX    | 19,087 | 19,087 | 19,087 | 0   |
| 10. 2022.....  | XXX  | XXX   | XXX   | XXX    | XXX    | XXX    | XXX    | XXX    | 20,978 | 20,978 | 0   |
| 11. 2023.....  | XXX  | XXX   | XXX   | XXX    | XXX    | XXX    | XXX    | XXX    | XXX    | 22,326 | 22,326                                      |
| 12. Totals.....  | XXX  | XXX   | XXX   | XXX    | XXX    | XXX    | XXX    | XXX    | XXX    | XXX    | 22,326                                      |
| 13. Earned<br>Premiums<br>(Sch P-Pt. 1)                                  | 9,014  | 9,765 | 9,008 | 12,122 | 10,366 | 11,456 | 14,414 | 19,087 | 20,978 | 22,326 | XXX   |

ANNUAL STATEMENT FOR THE YEAR 2023 OF THE VANLINER INSURANCE COMPANY

SCHEDULE P - PART 6H - OTHER LIABILITY - CLAIMS-MADE

SECTION 1B

| Years in Which<br>Premiums<br>Were Earned<br>and Losses<br>Were Incurred | CUMULATIVE PREMIUMS EARNED DIRECT AND ASSUMED AT YEAR END (\$000 OMITTED) |      |      |      |      |      |      |      |      |      | 11<br>Current<br>Year<br>Premiums<br>Earned |
|--|---|------|------|------|------|------|------|------|------|------|---|
|  | 1   | 2    | 3    | 4    | 5    | 6    | 7    | 8    | 9    | 10   |   |
|  | 2014  | 2015 | 2016 | 2017 | 2018 | 2019 | 2020 | 2021 | 2022 | 2023 |   |
| 1. Prior.....  | 0   | 0    | 0    | 0    | 0    | 0    | 0    | 0    | 0    | 0    | 0   |
| 2. 2014.....   | 23  | 23   | 23   | 23   | 23   | 23   | 23   | 23   | 23   | 23   | 0   |
| 3. 2015.....   | XXX   | 27   | 27   | 27   | 27   | 27   | 27   | 27   | 27   | 27   | 0   |
| 4. 2016.....   | XXX   | XXX  | 95   | 95   | 95   | 95   | 95   | 95   | 95   | 95   | 0   |
| 5. 2017.....   | XXX   | XXX  | XXX  | 208  | 208  | 208  | 208  | 208  | 208  | 208  | 0   |
| 6. 2018.....   | XXX   | XXX  | XXX  | XXX  | 242  | 242  | 242  | 242  | 242  | 242  | 0   |
| 7. 2019.....   | XXX   | XXX  | XXX  | XXX  | XXX  | 276  | 276  | 276  | 276  | 276  | 0   |
| 8. 2020.....   | XXX   | XXX  | XXX  | XXX  | XXX  | XXX  | 322  | 322  | 322  | 322  | 0   |
| 9. 2021.....   | XXX   | XXX  | XXX  | XXX  | XXX  | XXX  | XXX  | 357  | 357  | 357  | 0   |
| 10. 2022.....  | XXX   | XXX  | XXX  | XXX  | XXX  | XXX  | XXX  | XXX  | 362  | 362  | 0   |
| 11. 2023.....  | XXX   | XXX  | XXX  | XXX  | XXX  | XXX  | XXX  | XXX  | XXX  | 263  | 263   |
| 12. Totals.....  | XXX   | XXX  | XXX  | XXX  | XXX  | XXX  | XXX  | XXX  | XXX  | XXX  | 263   |
| 13. Earned<br>Premiums<br>(Sch P-Pt. 1)                                  | 23  | 27   | 95   | 208  | 242  | 276  | 322  | 357  | 362  | 263  | XXX   |

SECTION 2B

| Years in Which<br>Premiums<br>Were Earned<br>and Losses<br>Were Incurred | CUMULATIVE PREMIUMS EARNED CEDED AT YEAR END (\$000 OMITTED) |      |      |      |      |      |      |      |      |      | 11<br>Current<br>Year<br>Premiums<br>Earned |
|--|--|------|------|------|------|------|------|------|------|------|---|
|  | 1  | 2    | 3    | 4    | 5    | 6    | 7    | 8    | 9    | 10   |   |
|  | 2014   | 2015 | 2016 | 2017 | 2018 | 2019 | 2020 | 2021 | 2022 | 2023 |   |
| 1. Prior.....  | 0  | 0    | 0    | 0    | 0    | 0    | 0    | 0    | 0    | 0    | 0   |
| 2. 2014.....   | 8  | 8    | 8    | 8    | 8    | 8    | 8    | 8    | 8    | 8    | 0   |
| 3. 2015.....   | XXX  | 9    | 9    | 9    | 9    | 9    | 9    | 9    | 9    | 9    | 0   |
| 4. 2016.....   | XXX  | XXX  | 12   | 12   | 12   | 12   | 12   | 12   | 12   | 12   | 0   |
| 5. 2017.....   | XXX  | XXX  | XXX  | 74   | 74   | 74   | 74   | 74   | 74   | 74   | 0   |
| 6. 2018.....   | XXX  | XXX  | XXX  | XXX  | 95   | 95   | 95   | 95   | 95   | 95   | 0   |
| 7. 2019.....   | XXX  | XXX  | XXX  | XXX  | XXX  | 101  | 101  | 101  | 101  | 101  | 0   |
| 8. 2020.....   | XXX  | XXX  | XXX  | XXX  | XXX  | XXX  | 135  | 135  | 135  | 135  | 0   |
| 9. 2021.....   | XXX  | XXX  | XXX  | XXX  | XXX  | XXX  | XXX  | 119  | 119  | 119  | 0   |
| 10. 2022.....  | XXX  | XXX  | XXX  | XXX  | XXX  | XXX  | XXX  | XXX  | 102  | 102  | 0   |
| 11. 2023.....  | XXX  | XXX  | XXX  | XXX  | XXX  | XXX  | XXX  | XXX  | XXX  | 96   | 96  |
| 12. Totals.....  | XXX  | XXX  | XXX  | XXX  | XXX  | XXX  | XXX  | XXX  | XXX  | XXX  | 96  |
| 13. Earned<br>Premiums<br>(Sch P-Pt. 1)                                  | 8  | 9    | 12   | 74   | 95   | 101  | 135  | 119  | 102  | 96   | XXX   |

SCHEDULE P - PART 6M - INTERNATIONAL

SECTION 1

| Years in Which<br>Premiums<br>Were Earned<br>and Losses<br>Were Incurred | CUMULATIVE PREMIUMS EARNED DIRECT AND ASSUMED AT YEAR END (\$000 OMITTED) |      |      |      |      |      |      |      |      |      | 11<br>Current<br>Year<br>Premiums<br>Earned |
|--|---|------|------|------|------|------|------|------|------|------|---|
|  | 1   | 2    | 3    | 4    | 5    | 6    | 7    | 8    | 9    | 10   |   |
|  | 2014  | 2015 | 2016 | 2017 | 2018 | 2019 | 2020 | 2021 | 2022 | 2023 |   |
| 1. Prior.....  |   |      |      |      |      |      |      |      |      |      |   |
| 2. 2014.....   |   |      |      |      |      |      |      |      |      |      |   |
| 3. 2015.....   | XXX   |      |      |      |      |      |      |      |      |      |   |
| 4. 2016.....   | XXX   | XXX  |      |      |      |      |      |      |      |      |   |
| 5. 2017.....   | XXX   | XXX  |      |      |      |      |      |      |      |      |   |
| 6. 2018.....   | XXX   | XXX  |      |      |      |      |      |      |      |      |   |
| 7. 2019.....   | XXX   | XXX  |      |      |      |      |      |      |      |      |   |
| 8. 2020.....   | XXX   | XXX  |      |      |      |      |      |      |      |      |   |
| 9. 2021.....   | XXX   | XXX  |      |      |      |      |      |      |      |      |   |
| 10. 2022.....  | XXX   | XXX  | XXX  | XXX  | XXX  | XXX  | XXX  | XXX  |      |      |   |
| 11. 2023.....  | XXX   | XXX  | XXX  | XXX  | XXX  | XXX  | XXX  | XXX  | XXX  |      |   |
| 12. Totals.....  | XXX   | XXX  | XXX  | XXX  | XXX  | XXX  | XXX  | XXX  | XXX  | XXX  |   |
| 13. Earned<br>Premiums<br>(Sch P-Pt. 1)                                  |   |      |      |      |      |      |      |      |      |      | XXX   |

SECTION 2

| Years in Which<br>Premiums<br>Were Earned<br>and Losses<br>Were Incurred | CUMULATIVE PREMIUMS EARNED CEDED AT YEAR END (\$000 OMITTED) |      |      |      |      |      |      |      |      |      | 11<br>Current<br>Year<br>Premiums<br>Earned |
|--|--|------|------|------|------|------|------|------|------|------|---|
|  | 1  | 2    | 3    | 4    | 5    | 6    | 7    | 8    | 9    | 10   |   |
|  | 2014   | 2015 | 2016 | 2017 | 2018 | 2019 | 2020 | 2021 | 2022 | 2023 |   |
| 1. Prior.....  |  |      |      |      |      |      |      |      |      |      |   |
| 2. 2014.....   |  |      |      |      |      |      |      |      |      |      |   |
| 3. 2015.....   | XXX  |      |      |      |      |      |      |      |      |      |   |
| 4. 2016.....   | XXX  | XXX  |      |      |      |      |      |      |      |      |   |
| 5. 2017.....   | XXX  | XXX  |      |      |      |      |      |      |      |      |   |
| 6. 2018.....   | XXX  | XXX  |      |      |      |      |      |      |      |      |   |
| 7. 2019.....   | XXX  | XXX  |      |      |      |      |      |      |      |      |   |
| 8. 2020.....   | XXX  | XXX  |      |      |      |      |      |      |      |      |   |
| 9. 2021.....   | XXX  | XXX  |      |      |      |      |      |      |      |      |   |
| 10. 2022.....  | XXX  | XXX  | XXX  | XXX  | XXX  | XXX  | XXX  | XXX  |      |      |   |
| 11. 2023.....  | XXX  | XXX  | XXX  | XXX  | XXX  | XXX  | XXX  | XXX  | XXX  |      |   |
| 12. Totals.....  | XXX  | XXX  | XXX  | XXX  | XXX  | XXX  | XXX  | XXX  | XXX  | XXX  |   |
| 13. Earned<br>Premiums<br>(Sch P-Pt. 1)                                  |  |      |      |      |      |      |      |      |      |      | XXX   |

Schedule P - Part 6N- Reinsurance A - Nonproportional Assumed Property - Section 1

**N O N E**

Schedule P - Part 6N- Reinsurance A - Nonproportional Assumed Property - Section 2

**N O N E**

Schedule P - Part 6O - Reinsurance B - Nonproportional Liability - Section 1

**N O N E**

Schedule P - Part 6O - Reinsurance B - Nonproportional Assumed Liability - Section 2

**N O N E**

Schedule P - Part 6R - Products Liability - Occurrence - Section 1A

**N O N E**

Schedule P - Part 6R - Products Liability - Occurrence - Section 2A

**N O N E**

Schedule P - Part 6R - Products Liability - Claims-Made - Section 1B

**N O N E**

Schedule P - Part 6R - Products Liability - Claims-Made - Section 2B

**N O N E**

ANNUAL STATEMENT FOR THE YEAR 2023 OF THE VANLINER INSURANCE COMPANY

SCHEDULE P - PART 7A - PRIMARY LOSS SENSITIVE CONTRACTS (\$000 OMITTED)

SECTION 1

| Schedule P - Part 1  | 1<br>Total Net Losses<br>and Expenses<br>Unpaid | 2<br>Net Losses and<br>Expenses Unpaid<br>on Loss Sensitive<br>Contracts | 3<br>Loss Sensitive<br>as Percentage<br>of Total | 4<br>Total Net<br>Premiums<br>Written | 5<br>Net Premiums<br>Written on<br>Loss Sensitive<br>Contracts | 6<br>Loss Sensitive<br>as Percentage<br>of Total |
|--|---|--|--|---------------------------------------|--|--|
| 1. Homeowners/Farmowners .....                                     | 0   | 0  | 0.0  | 0                                     | 0  | 0.0  |
| 2. Private Passenger Auto Liability/<br>Medical .....              | 50  | 0  | 0.0  | 0                                     | 0  | 0.0  |
| 3. Commercial Auto/Truck Liability/<br>Medical .....               | 154,603   | 0  | 0.0  | 99,529                                | 0  | 0.0  |
| 4. Workers' Compensation .....                                     | 56,542  | 0  | 0.0  | 38,864                                | 0  | 0.0  |
| 5. Commercial Multiple Peril .....                                 | 1,435   | 0  | 0.0  | 1,166                                 | 0  | 0.0  |
| 6. Medical Professional Liability - Occurrence                     | 0   | 0  | 0.0  | 0                                     | 0  | 0.0  |
| 7. Medical Professional Liability - Claims -<br>Made .....         | 0   | 0  | 0.0  | 0                                     | 0  | 0.0  |
| 8. Special Liability .....   | 4   | 0  | 0.0  | 3                                     | 0  | 0.0  |
| 9. Other Liability - Occurrence .....                              | 12,590  | 0  | 0.0  | 8,348                                 | 0  | 0.0  |
| 10. Other Liability - Claims-Made .....                            | 816   | 0  | 0.0  | 167                                   | 0  | 0.0  |
| 11. Special Property .....   | 395   | 0  | 0.0  | 2,198                                 | 0  | 0.0  |
| 12. Auto Physical Damage .....                                     | 2,331   | 0  | 0.0  | 23,423                                | 0  | 0.0  |
| 13. Fidelity/Surety .....  | 15  | 0  | 0.0  | 0                                     | 0  | 0.0  |
| 14. Other .....  | 297   | 0  | 0.0  | 50                                    | 0  | 0.0  |
| 15. International .....  | 0   | 0  | 0.0  | 0                                     | 0  | 0.0  |
| 16. Reinsurance - Nonproportional Assumed<br>Property .....        | XXX   | XXX  | XXX  | XXX                                   | XXX  | XXX  |
| 17. Reinsurance - Nonproportional Assumed<br>Liability .....       | XXX   | XXX  | XXX  | XXX                                   | XXX  | XXX  |
| 18. Reinsurance - Nonproportional Assumed<br>Financial Lines ..... | XXX   | XXX  | XXX  | XXX                                   | XXX  | XXX  |
| 19. Products Liability - Occurrence .....                          | 0   | 0  | 0.0  | 0                                     | 0  | 0.0  |
| 20. Products Liability - Claims-Made .....                         | 0   | 0  | 0.0  | 0                                     | 0  | 0.0  |
| 21. Financial Guaranty/Mortgage Guaranty .....                     | 0   | 0  | 0.0  | 0                                     | 0  | 0.0  |
| 22. Warranty .....   | 0   | 0  | 0.0  | 0                                     | 0  | 0.0  |
| 23. Totals   | 229,078   | 0  | 0.0  | 173,748                               | 0  | 0.0  |

SECTION 2

| Years in<br>Which<br>Policies<br>Were Issued | INCURRED LOSSES AND DEFENSE AND COST CONTAINMENT EXPENSES REPORTED AT YEAR END (\$000 OMITTED) |      |      |      |      |      |      |      |      |      |
|--|--|------|------|------|------|------|------|------|------|------|
|  | 1  | 2    | 3    | 4    | 5    | 6    | 7    | 8    | 9    | 10   |
|  | 2014   | 2015 | 2016 | 2017 | 2018 | 2019 | 2020 | 2021 | 2022 | 2023 |
| 1. Prior.....                                |  |      |      |      |      |      |      |      |      |      |
| 2. 2014.....                                 |  |      |      |      |      |      |      |      |      |      |
| 3. 2015.....                                 | XXX  |      |      |      |      |      |      |      |      |      |
| 4. 2016.....                                 | XXX  | XXX  |      |      |      |      |      |      |      |      |
| 5. 2017.....                                 | XXX  | XXX  | XX   |      |      |      |      |      |      |      |
| 6. 2018.....                                 | XXX  | XXX  | XX   | XX   |      |      |      |      |      |      |
| 7. 2019.....                                 | XXX  | XXX  | XX   | XXX  | XX   |      |      |      |      |      |
| 8. 2020.....                                 | XXX  | XXX  | XXX  | XXX  | XXX  | XXX  |      |      |      |      |
| 9. 2021.....                                 | XXX  | XXX  | XXX  | XXX  | XXX  | XXX  | XXX  |      |      |      |
| 10. 2022.....                                | XXX  | XXX  | XXX  | XXX  | XXX  | XXX  | XXX  | XXX  |      |      |
| 11. 2023                                     | XXX  | XXX  | XXX  | XXX  | XXX  | XXX  | XXX  | XXX  | XXX  |      |

SECTION 3

| Years in<br>Which<br>Policies<br>Were Issued | BULK AND INCURRED BUT NOT REPORTED RESERVES FOR LOSSES AND DEFENSE AND COST CONTAINMENT EXPENSES AT YEAR END (\$000 OMITTED) |      |      |      |      |      |      |      |      |      |
|--|--|------|------|------|------|------|------|------|------|------|
|  | 1  | 2    | 3    | 4    | 5    | 6    | 7    | 8    | 9    | 10   |
|  | 2014   | 2015 | 2016 | 2017 | 2018 | 2019 | 2020 | 2021 | 2022 | 2023 |
| 1. Prior.....                                |  |      |      |      |      |      |      |      |      |      |
| 2. 2014.....                                 |  |      |      |      |      |      |      |      |      |      |
| 3. 2015.....                                 | XXX  |      |      |      |      |      |      |      |      |      |
| 4. 2016.....                                 | XXX  | XXX  |      |      |      |      |      |      |      |      |
| 5. 2017.....                                 | XXX  | XXX  | XX   |      |      |      |      |      |      |      |
| 6. 2018.....                                 | XXX  | XXX  | XX   | XX   |      |      |      |      |      |      |
| 7. 2019.....                                 | XXX  | XXX  | XX   | XXX  | XX   |      |      |      |      |      |
| 8. 2020.....                                 | XXX  | XXX  | XXX  | XXX  | XXX  | XXX  |      |      |      |      |
| 9. 2021.....                                 | XXX  | XXX  | XXX  | XXX  | XXX  | XXX  | XXX  |      |      |      |
| 10. 2022.....                                | XXX  | XXX  | XXX  | XXX  | XXX  | XXX  | XXX  | XXX  |      |      |
| 11. 2023                                     | XXX  | XXX  | XXX  | XXX  | XXX  | XXX  | XXX  | XXX  | XXX  |      |



ANNUAL STATEMENT FOR THE YEAR 2023 OF THE VANLINER INSURANCE COMPANY

**SCHEDULE P - PART 7A - PRIMARY LOSS SENSITIVE CONTRACTS (Continued)**

**SECTION 4**

| Years in Which Policies Were Issued | NET EARNED PREMIUMS REPORTED AT YEAR END (\$000 OMITTED) |      |      |      |      |      |      |      |      |      |
|-------------------------------------|--|------|------|------|------|------|------|------|------|------|
|                                     | 1  | 2    | 3    | 4    | 5    | 6    | 7    | 8    | 9    | 10   |
|                                     | 2014   | 2015 | 2016 | 2017 | 2018 | 2019 | 2020 | 2021 | 2022 | 2023 |
| 1. Prior.....                       |  |      |      |      |      |      |      |      |      |      |
| 2. 2014.....                        |  |      |      |      |      |      |      |      |      |      |
| 3. 2015.....                        | XXX  |      |      |      |      |      |      |      |      |      |
| 4. 2016.....                        | XXX  | XXX  |      |      |      |      |      |      |      |      |
| 5. 2017.....                        | XXX  | XXX  | XX   |      |      |      |      |      |      |      |
| 6. 2018.....                        | XXX  | XXX  | XX   | XXX  |      |      |      |      |      |      |
| 7. 2019.....                        | XXX  | XXX  | XXX  | XXX  | XXX  |      |      |      |      |      |
| 8. 2020.....                        | XXX  | XXX  | XXX  | XXX  | XXX  | XXX  |      |      |      |      |
| 9. 2021.....                        | XXX  | XXX  | XXX  | XXX  | XXX  | XXX  | XXX  |      |      |      |
| 10. 2022.....                       | XXX  | XXX  | XXX  | XXX  | XXX  | XXX  | XXX  | XXX  |      |      |
| 11. 2023                            | XXX  | XXX  | XXX  | XXX  | XXX  | XXX  | XXX  | XXX  | XXX  |      |

**SECTION 5**

| Years in Which Policies Were Issued | NET RESERVE FOR PREMIUM ADJUSTMENTS AND ACCRUED RETROSPECTIVE PREMIUMS AT YEAR END (\$000 OMITTED) |      |      |      |      |      |      |      |      |      |
|-------------------------------------|--|------|------|------|------|------|------|------|------|------|
|                                     | 1  | 2    | 3    | 4    | 5    | 6    | 7    | 8    | 9    | 10   |
|                                     | 2014   | 2015 | 2016 | 2017 | 2018 | 2019 | 2020 | 2021 | 2022 | 2023 |
| 1. Prior.....                       |  |      |      |      |      |      |      |      |      |      |
| 2. 2014.....                        |  |      |      |      |      |      |      |      |      |      |
| 3. 2015.....                        | XXX  |      |      |      |      |      |      |      |      |      |
| 4. 2016.....                        | XXX  | XXX  |      |      |      |      |      |      |      |      |
| 5. 2017.....                        | XXX  | XXX  | XX   |      |      |      |      |      |      |      |
| 6. 2018.....                        | XXX  | XXX  | XX   | XXX  |      |      |      |      |      |      |
| 7. 2019.....                        | XXX  | XXX  | XXX  | XXX  | XXX  |      |      |      |      |      |
| 8. 2020.....                        | XXX  | XXX  | XXX  | XXX  | XXX  | XXX  |      |      |      |      |
| 9. 2021.....                        | XXX  | XXX  | XXX  | XXX  | XXX  | XXX  | XXX  |      |      |      |
| 10. 2022.....                       | XXX  | XXX  | XXX  | XXX  | XXX  | XXX  | XXX  | XXX  |      |      |
| 11. 2023                            | XXX  | XXX  | XXX  | XXX  | XXX  | XXX  | XXX  | XXX  | XXX  |      |

ANNUAL STATEMENT FOR THE YEAR 2023 OF THE VANLINER INSURANCE COMPANY

SCHEDULE P - PART 7B - REINSURANCE LOSS SENSITIVE CONTRACTS (\$000 OMITTED)

SECTION 1

| Schedule P - Part 1   | 1                                    | 2  | 3                                     | 4                          | 5  | 6                                     |
|---|--------------------------------------|--|---------------------------------------|----------------------------|--|---------------------------------------|
|   | Total Net Losses and Expenses Unpaid | Net Losses and Expenses Unpaid on Loss Sensitive Contracts | Loss Sensitive as Percentage of Total | Total Net Premiums Written | Net Premiums Written on Loss Sensitive Contracts | Loss Sensitive as Percentage of Total |
| 1. Homeowners/Farmowners .....                                  | 0                                    | 0  | 0.0                                   | 0                          | 0  | 0.0                                   |
| 2. Private Passenger Auto Liability/Medical .....               | 50                                   | 0  | 0.0                                   | 0                          | 0  | 0.0                                   |
| 3. Commercial Auto/Truck Liability/Medical .....                | 154,603                              | 0  | 0.0                                   | 99,529                     | 0  | 0.0                                   |
| 4. Workers' Compensation .....                                  | 56,542                               | 0  | 0.0                                   | 38,864                     | 0  | 0.0                                   |
| 5. Commercial Multiple Peril .....                              | 1,435                                | 0  | 0.0                                   | 1,166                      | 0  | 0.0                                   |
| 6. Medical Professional Liability - Occurrence .....            | 0                                    | 0  | 0.0                                   | 0                          | 0  | 0.0                                   |
| 7. Medical Professional Liability - Claims - Made .....         | 0                                    | 0  | 0.0                                   | 0                          | 0  | 0.0                                   |
| 8. Special Liability .....                                      | 4                                    | 0  | 0.0                                   | 3                          | 0  | 0.0                                   |
| 9. Other Liability - Occurrence .....                           | 12,590                               | 0  | 0.0                                   | 8,348                      | 0  | 0.0                                   |
| 10. Other Liability - Claims-Made .....                         | 816                                  | 0  | 0.0                                   | 167                        | 0  | 0.0                                   |
| 11. Special Property .....                                      | 395                                  | 0  | 0.0                                   | 2,198                      | 0  | 0.0                                   |
| 12. Auto Physical Damage .....                                  | 2,331                                | 0  | 0.0                                   | 23,423                     | 0  | 0.0                                   |
| 13. Fidelity/Surety .....                                       | 15                                   | 0  | 0.0                                   | 0                          | 0  | 0.0                                   |
| 14. Other .....   | 297                                  | 0  | 0.0                                   | 50                         | 0  | 0.0                                   |
| 15. International .....   | 0                                    | 0  | 0.0                                   | 0                          | 0  | 0.0                                   |
| 16. Reinsurance - Nonproportional Assumed Property .....        | 0                                    | 0  | 0.0                                   | 0                          | 0  | 0.0                                   |
| 17. Reinsurance - Nonproportional Assumed Liability .....       | 0                                    | 0  | 0.0                                   | 0                          | 0  | 0.0                                   |
| 18. Reinsurance - Nonproportional Assumed Financial Lines ..... | 0                                    | 0  | 0.0                                   | 0                          | 0  | 0.0                                   |
| 19. Products Liability - Occurrence .....                       | 0                                    | 0  | 0.0                                   | 0                          | 0  | 0.0                                   |
| 20. Products Liability - Claims-Made .....                      | 0                                    | 0  | 0.0                                   | 0                          | 0  | 0.0                                   |
| 21. Financial Guaranty/Mortgage Guaranty .....                  | 0                                    | 0  | 0.0                                   | 0                          | 0  | 0.0                                   |
| 22. Warranty .....  | 0                                    | 0  | 0.0                                   | 0                          | 0  | 0.0                                   |
| 23. Totals  | 229,078                              | 0  | 0.0                                   | 173,748                    | 0  | 0.0                                   |

SECTION 2

| Years in Which Policies Were Issued | INCURRED LOSSES AND DEFENSE AND COST CONTAINMENT EXPENSES REPORTED AT YEAR END (\$000 OMITTED) |      |      |      |      |      |      |      |      |      |
|-------------------------------------|--|------|------|------|------|------|------|------|------|------|
|                                     | 1  | 2    | 3    | 4    | 5    | 6    | 7    | 8    | 9    | 10   |
|                                     | 2014   | 2015 | 2016 | 2017 | 2018 | 2019 | 2020 | 2021 | 2022 | 2023 |
| 1. Prior.....                       |  |      |      |      |      |      |      |      |      |      |
| 2. 2014.....                        |  |      |      |      |      |      |      |      |      |      |
| 3. 2015.....                        | XXX  |      |      |      |      |      |      |      |      |      |
| 4. 2016.....                        | XXX  | XXX  |      |      |      |      |      |      |      |      |
| 5. 2017.....                        | XXX  | XXX  | XX   |      |      |      |      |      |      |      |
| 6. 2018.....                        | XXX  | XXX  | XX   | XX   |      |      |      |      |      |      |
| 7. 2019.....                        | XXX  | XXX  | XX   | XXX  | XX   |      |      |      |      |      |
| 8. 2020.....                        | XXX  | XXX  | XXX  | XXX  | XXX  | XXX  |      |      |      |      |
| 9. 2021.....                        | XXX  | XXX  | XXX  | XXX  | XXX  | XXX  | XXX  |      |      |      |
| 10. 2022.....                       | XXX  | XXX  | XXX  | XXX  | XXX  | XXX  | XXX  | XXX  |      |      |
| 11. 2023                            | XXX  | XXX  | XXX  | XXX  | XXX  | XXX  | XXX  | XXX  | XXX  |      |

SECTION 3

| Years in Which Policies Were Issued | BULK AND INCURRED BUT NOT REPORTED RESERVES FOR LOSSES AND DEFENSE AND COST CONTAINMENT EXPENSES AT YEAR END (\$000 OMITTED) |      |      |      |      |      |      |      |      |      |
|-------------------------------------|--|------|------|------|------|------|------|------|------|------|
|                                     | 1  | 2    | 3    | 4    | 5    | 6    | 7    | 8    | 9    | 10   |
|                                     | 2014   | 2015 | 2016 | 2017 | 2018 | 2019 | 2020 | 2021 | 2022 | 2023 |
| 1. Prior.....                       |  |      |      |      |      |      |      |      |      |      |
| 2. 2014.....                        |  |      |      |      |      |      |      |      |      |      |
| 3. 2015.....                        | XXX  |      |      |      |      |      |      |      |      |      |
| 4. 2016.....                        | XXX  | XXX  |      |      |      |      |      |      |      |      |
| 5. 2017.....                        | XXX  | XXX  | XX   |      |      |      |      |      |      |      |
| 6. 2018.....                        | XXX  | XXX  | XX   | XX   |      |      |      |      |      |      |
| 7. 2019.....                        | XXX  | XXX  | XX   | XXX  | XX   |      |      |      |      |      |
| 8. 2020.....                        | XXX  | XXX  | XXX  | XXX  | XXX  | XXX  |      |      |      |      |
| 9. 2021.....                        | XXX  | XXX  | XXX  | XXX  | XXX  | XXX  | XXX  |      |      |      |
| 10. 2022.....                       | XXX  | XXX  | XXX  | XXX  | XXX  | XXX  | XXX  | XXX  |      |      |
| 11. 2023                            | XXX  | XXX  | XXX  | XXX  | XXX  | XXX  | XXX  | XXX  | XXX  |      |

ANNUAL STATEMENT FOR THE YEAR 2023 OF THE VANLINER INSURANCE COMPANY

SCHEDULE P - PART 7B - REINSURANCE LOSS SENSITIVE CONTRACTS (Continued)

SECTION 4

| Years in Which Policies Were Issued | NET EARNED PREMIUMS REPORTED AT YEAR END (\$000 OMITTED) |      |      |      |      |      |      |      |      |      |
|-------------------------------------|--|------|------|------|------|------|------|------|------|------|
|                                     | 1  | 2    | 3    | 4    | 5    | 6    | 7    | 8    | 9    | 10   |
|                                     | 2014   | 2015 | 2016 | 2017 | 2018 | 2019 | 2020 | 2021 | 2022 | 2023 |
| 1. Prior.....                       |  |      |      |      |      |      |      |      |      |      |
| 2. 2014.....                        |  |      |      |      |      |      |      |      |      |      |
| 3. 2015.....                        | .XXX   |      |      |      |      |      |      |      |      |      |
| 4. 2016.....                        | .XXX   | .XXX |      |      |      |      |      |      |      |      |
| 5. 2017.....                        | .XXX   | .XXX | .XX  |      |      |      |      |      |      |      |
| 6. 2018.....                        | .XXX   | .XXX | .XX  | .XX  |      |      |      |      |      |      |
| 7. 2019.....                        | .XXX   | .XXX | .XX  | .XXX | .XX  |      |      |      |      |      |
| 8. 2020.....                        | .XXX   | .XXX | .XXX | .XXX | .XXX | .XXX |      |      |      |      |
| 9. 2021.....                        | .XXX   | .XXX | .XXX | .XXX | .XXX | .XXX | .XXX |      |      |      |
| 10. 2022.....                       | .XXX   | .XXX | .XXX | .XXX | .XXX | .XXX | .XXX | .XXX |      |      |
| 11. 2023.....                       | .XXX   | .XXX | .XXX | .XXX | .XXX | .XXX | .XXX | .XXX | .XXX |      |

SECTION 5

| Years in Which Policies Were Issued | NET RESERVE FOR PREMIUM ADJUSTMENTS AND ACCRUED RETROSPECTIVE PREMIUMS AT YEAR END (\$000 OMITTED) |      |      |      |      |      |      |      |      |      |
|-------------------------------------|--|------|------|------|------|------|------|------|------|------|
|                                     | 1  | 2    | 3    | 4    | 5    | 6    | 7    | 8    | 9    | 10   |
|                                     | 2014   | 2015 | 2016 | 2017 | 2018 | 2019 | 2020 | 2021 | 2022 | 2023 |
| 1. Prior.....                       |  |      |      |      |      |      |      |      |      |      |
| 2. 2014.....                        |  |      |      |      |      |      |      |      |      |      |
| 3. 2015.....                        | .XXX   |      |      |      |      |      |      |      |      |      |
| 4. 2016.....                        | .XXX   | .XXX |      |      |      |      |      |      |      |      |
| 5. 2017.....                        | .XXX   | .XXX | .XX  |      |      |      |      |      |      |      |
| 6. 2018.....                        | .XXX   | .XXX | .XX  | .XX  |      |      |      |      |      |      |
| 7. 2019.....                        | .XXX   | .XXX | .XX  | .XXX | .XX  |      |      |      |      |      |
| 8. 2020.....                        | .XXX   | .XXX | .XXX | .XXX | .XXX | .XXX |      |      |      |      |
| 9. 2021.....                        | .XXX   | .XXX | .XXX | .XXX | .XXX | .XXX | .XXX |      |      |      |
| 10. 2022.....                       | .XXX   | .XXX | .XXX | .XXX | .XXX | .XXX | .XXX | .XXX |      |      |
| 11. 2023.....                       | .XXX   | .XXX | .XXX | .XXX | .XXX | .XXX | .XXX | .XXX | .XXX |      |

SECTION 6

| Years in Which Policies Were Issued | INCURRED ADJUSTABLE COMMISSIONS REPORTED AT YEAR END (\$000 OMITTED) |      |      |      |      |      |      |      |      |      |
|-------------------------------------|--|------|------|------|------|------|------|------|------|------|
|                                     | 1  | 2    | 3    | 4    | 5    | 6    | 7    | 8    | 9    | 10   |
|                                     | 2014   | 2015 | 2016 | 2017 | 2018 | 2019 | 2020 | 2021 | 2022 | 2023 |
| 1. Prior.....                       |  |      |      |      |      |      |      |      |      |      |
| 2. 2014.....                        |  |      |      |      |      |      |      |      |      |      |
| 3. 2015.....                        | .XXX   |      |      |      |      |      |      |      |      |      |
| 4. 2016.....                        | .XXX   | .XXX |      |      |      |      |      |      |      |      |
| 5. 2017.....                        | .XXX   | .XXX | .XX  |      |      |      |      |      |      |      |
| 6. 2018.....                        | .XXX   | .XXX | .XX  | .XX  |      |      |      |      |      |      |
| 7. 2019.....                        | .XXX   | .XXX | .XX  | .XXX | .XX  |      |      |      |      |      |
| 8. 2020.....                        | .XXX   | .XXX | .XXX | .XXX | .XXX | .XXX |      |      |      |      |
| 9. 2021.....                        | .XXX   | .XXX | .XXX | .XXX | .XXX | .XXX | .XXX |      |      |      |
| 10. 2022.....                       | .XXX   | .XXX | .XXX | .XXX | .XXX | .XXX | .XXX | .XXX |      |      |
| 11. 2023.....                       | .XXX   | .XXX | .XXX | .XXX | .XXX | .XXX | .XXX | .XXX | .XXX |      |

SECTION 7

| Years in Which Policies Were Issued | RESERVES FOR COMMISSION ADJUSTMENTS AT YEAR END (\$000 OMITTED) |      |      |      |      |      |      |      |      |      |
|-------------------------------------|---|------|------|------|------|------|------|------|------|------|
|                                     | 1   | 2    | 3    | 4    | 5    | 6    | 7    | 8    | 9    | 10   |
|                                     | 2014  | 2015 | 2016 | 2017 | 2018 | 2019 | 2020 | 2021 | 2022 | 2023 |
| 1. Prior.....                       |   |      |      |      |      |      |      |      |      |      |
| 2. 2014.....                        |   |      |      |      |      |      |      |      |      |      |
| 3. 2015.....                        | .XXX  |      |      |      |      |      |      |      |      |      |
| 4. 2016.....                        | .XXX  | .XXX |      |      |      |      |      |      |      |      |
| 5. 2017.....                        | .XXX  | .XXX | .XX  |      |      |      |      |      |      |      |
| 6. 2018.....                        | .XXX  | .XXX | .XX  | .XX  |      |      |      |      |      |      |
| 7. 2019.....                        | .XXX  | .XXX | .XX  | .XXX | .XX  |      |      |      |      |      |
| 8. 2020.....                        | .XXX  | .XXX | .XXX | .XXX | .XXX | .XXX |      |      |      |      |
| 9. 2021.....                        | .XXX  | .XXX | .XXX | .XXX | .XXX | .XXX | .XXX |      |      |      |
| 10. 2022.....                       | .XXX  | .XXX | .XXX | .XXX | .XXX | .XXX | .XXX | .XXX |      |      |
| 11. 2023.....                       | .XXX  | .XXX | .XXX | .XXX | .XXX | .XXX | .XXX | .XXX | .XXX |      |

SCHEDULE P INTERROGATORIES

1. The following questions relate to yet-to-be-issued Extended Reporting Endorsements (EREs) arising from Death, Disability, or Retirement (DDR) provisions in Medical Professional Liability Claims Made insurance policies. EREs provided for reasons other than DDR are not to be included.
- 1.1 Does the company issue Medical Professional Liability Claims Made insurance policies that provide tail (also known as an extended reporting endorsement, or “ERE”) benefits in the event of Death, Disability, or Retirement (DDR) at a reduced charge or at no additional cost? ..... Yes [   ] No [ ☒ ]  
If the answer to question 1.1 is “no”, leave the following questions blank. If the answer to question 1.1 is “yes”, please answer the following questions:
- 1.2 What is the total amount of the reserve for that provision (DDR Reserve), as reported, explicitly or not, elsewhere in this statement (in dollars)? .....\$ .....0
- 1.3 Does the company report any DDR reserve as Unearned Premium Reserve per SSAP #65? ..... Yes [   ] No [ ☒ ]
- 1.4 Does the company report any DDR reserve as loss or loss adjustment expense reserve? ..... Yes [   ] No [ ☒ ]
- 1.5 If the company reports DDR reserve as Unearned Premium Reserve, does that amount match the figure on the Underwriting and Investment Exhibit, Part 1A - Recapitulation of all Premiums (Page 7) Column 2, Lines 11.1 plus 11.2? ..... Yes [   ] No [   ] N/A [ ☒ ]
- 1.6 If the company reports DDR reserve as loss or loss adjustment expense reserve, please complete the following table corresponding to where these reserves are reported in Schedule P:

| Years in Which Premiums Were Earned and Losses Were Incurred |             | DDR Reserve Included in<br>Schedule P, Part 1F, Medical Professional Liability<br>Column 24: Total Net Losses and Expenses Unpaid |                             |
|--|-------------|---|-----------------------------|
|  |             | 1<br>Section 1: Occurrence  | 2<br>Section 2: Claims-Made |
| 1.601  | Prior ..... | 0   | 0                           |
| 1.602  | 2014 .....  | 0   | 0                           |
| 1.603  | 2015 .....  | 0   | 0                           |
| 1.604  | 2016 .....  | 0   | 0                           |
| 1.605  | 2017 .....  | 0   | 0                           |
| 1.606  | 2018 .....  | 0   | 0                           |
| 1.607  | 2019 .....  | 0   | 0                           |
| 1.608  | 2020.....   | 0   | 0                           |
| 1.609  | 2021.....   | 0   | 0                           |
| 1.610  | 2022.....   | 0   | 0                           |
| 1.611  | 2023.....   | 0   | 0                           |
| 1.612  | Totals      | 0   | 0                           |

2. The definition of allocated loss adjustment expenses (ALAE) and, therefore, unallocated loss adjustment expenses (ULAE) was changed effective January 1, 1998. This change in definition applies to both paid and unpaid expenses. Are these expenses (now reported as “Defense and Cost Containment” and “Adjusting and Other” ) reported in compliance with these definitions in this statement? ..... Yes [ ☒ ] No [   ]
3. The Adjusting and Other expense payments and reserves should be allocated to the years in which the losses were incurred based on the number of claims reported, closed and outstanding in those years. When allocating Adjusting and Other expense between companies in a group or a pool, the Adjusting and Other expense should be allocated in the same percentage used for the loss amounts and the claim counts. For reinsurers, Adjusting and Other expense assumed should be reported according to the reinsurance contract. For Adjusting and Other expense incurred by reinsurers, or in those situations where suitable claim count information is not available, Adjusting and Other expense should be allocated by a reasonable method determined by the company and described in Interrogatory 7, below. Are they so reported in this Statement? ..... Yes [ ☒ ] No [   ]
4. Do any lines in Schedule P include reserves that are reported gross of any discount to present value of future payments, and that are reported net of such discounts on Page 10? ..... Yes [   ] No [ ☒ ]  
  
If yes, proper disclosure must be made in the Notes to Financial Statements, as specified in the Instructions. Also, the discounts must be reported in Schedule P - Part 1, Columns 32 and 33. Schedule P must be completed gross of non-tabular discounting. Work papers relating to discount calculations must be available for examination upon request.  
Discounting is allowed only if expressly permitted by the state insurance department to which this Annual Statement is being filed.
5. What were the net premiums in force at the end of the year for:  
(in thousands of dollars)

5.1 Fidelity .....0

5.2 Surety .....0
6. Claim count information is reported per claim or per claimant (Indicate which) .....per claimant.....  
If not the same in all years, explain in Interrogatory 7.
- 7.1 The information provided in Schedule P will be used by many persons to estimate the adequacy of the current loss and expense reserves, among other things. Are there any especially significant events, coverage, retention or accounting changes that have occurred that must be considered when making such analyses? ..... Yes [   ] No [ ☒ ]
- 7.2 (An extended statement may be attached.)  
No .....

SCHEDULE T - PART 2  
INTERSTATE COMPACT - EXHIBIT OF PREMIUMS WRITTEN

Allocated by States and Territories

|              |                                | Direct Business Only           |                                     |  |   |                           |        |
|--------------|--------------------------------|--------------------------------|-------------------------------------|--|---|---------------------------|--------|
|              |                                | 1                              | 2                                   | 3  | 4   | 5                         | 6      |
| States, Etc. |                                | Life<br>(Group and Individual) | Annuities<br>(Group and Individual) | Disability<br>Income<br>(Group and Individual) | Long-Term<br>Care<br>(Group and Individual) | Deposit-Type<br>Contracts | Totals |
| 1.           | Alabama .....                  | AL                             |                                     |  |   |                           |        |
| 2.           | Alaska .....                   | AK                             |                                     |  |   |                           |        |
| 3.           | Arizona .....                  | AZ                             |                                     |  |   |                           |        |
| 4.           | Arkansas .....                 | AR                             |                                     |  |   |                           |        |
| 5.           | California .....               | CA                             |                                     |  |   |                           |        |
| 6.           | Colorado .....                 | CO                             |                                     |  |   |                           |        |
| 7.           | Connecticut .....              | CT                             |                                     |  |   |                           |        |
| 8.           | Delaware .....                 | DE                             |                                     |  |   |                           |        |
| 9.           | District of Columbia .....     | DC                             |                                     |  |   |                           |        |
| 10.          | Florida .....                  | FL                             |                                     |  |   |                           |        |
| 11.          | Georgia .....                  | GA                             |                                     |  |   |                           |        |
| 12.          | Hawaii .....                   | HI                             |                                     |  |   |                           |        |
| 13.          | Idaho .....                    | ID                             |                                     |  |   |                           |        |
| 14.          | Illinois .....                 | IL                             |                                     |  |   |                           |        |
| 15.          | Indiana .....                  | IN                             |                                     |  |   |                           |        |
| 16.          | Iowa .....                     | IA                             |                                     |  |   |                           |        |
| 17.          | Kansas .....                   | KS                             |                                     |  |   |                           |        |
| 18.          | Kentucky .....                 | KY                             |                                     |  |   |                           |        |
| 19.          | Louisiana .....                | LA                             |                                     |  |   |                           |        |
| 20.          | Maine .....                    | ME                             |                                     |  |   |                           |        |
| 21.          | Maryland .....                 | MD                             |                                     |  |   |                           |        |
| 22.          | Massachusetts .....            | MA                             |                                     |  |   |                           |        |
| 23.          | Michigan .....                 | MI                             |                                     |  |   |                           |        |
| 24.          | Minnesota .....                | MN                             |                                     |  |   |                           |        |
| 25.          | Mississippi .....              | MS                             |                                     |  |   |                           |        |
| 26.          | Missouri .....                 | MO                             |                                     |  |   |                           |        |
| 27.          | Montana .....                  | MT                             |                                     |  |   |                           |        |
| 28.          | Nebraska .....                 | NE                             |                                     |  |   |                           |        |
| 29.          | Nevada .....                   | NV                             |                                     |  |   |                           |        |
| 30.          | New Hampshire .....            | NH                             |                                     |  |   |                           |        |
| 31.          | New Jersey .....               | NJ                             |                                     |  |   |                           |        |
| 32.          | New Mexico .....               | NM                             |                                     |  |   |                           |        |
| 33.          | New York .....                 | NY                             |                                     |  |   |                           |        |
| 34.          | North Carolina .....           | NC                             |                                     |  |   |                           |        |
| 35.          | North Dakota .....             | ND                             |                                     |  |   |                           |        |
| 36.          | Ohio .....                     | OH                             |                                     |  |   |                           |        |
| 37.          | Oklahoma .....                 | OK                             |                                     |  |   |                           |        |
| 38.          | Oregon .....                   | OR                             |                                     |  |   |                           |        |
| 39.          | Pennsylvania .....             | PA                             |                                     |  |   |                           |        |
| 40.          | Rhode Island .....             | RI                             |                                     |  |   |                           |        |
| 41.          | South Carolina .....           | SC                             |                                     |  |   |                           |        |
| 42.          | South Dakota .....             | SD                             |                                     |  |   |                           |        |
| 43.          | Tennessee .....                | TN                             |                                     |  |   |                           |        |
| 44.          | Texas .....                    | TX                             |                                     |  |   |                           |        |
| 45.          | Utah .....                     | UT                             |                                     |  |   |                           |        |
| 46.          | Vermont .....                  | VT                             |                                     |  |   |                           |        |
| 47.          | Virginia .....                 | VA                             |                                     |  |   |                           |        |
| 48.          | Washington .....               | WA                             |                                     |  |   |                           |        |
| 49.          | West Virginia .....            | WV                             |                                     |  |   |                           |        |
| 50.          | Wisconsin .....                | WI                             |                                     |  |   |                           |        |
| 51.          | Wyoming .....                  | WY                             |                                     |  |   |                           |        |
| 52.          | American Samoa .....           | AS                             |                                     |  |   |                           |        |
| 53.          | Guam .....                     | GU                             |                                     |  |   |                           |        |
| 54.          | Puerto Rico .....              | PR                             |                                     |  |   |                           |        |
| 55.          | U.S. Virgin Islands .....      | VI                             |                                     |  |   |                           |        |
| 56.          | Northern Mariana Islands ..... | MP                             |                                     |  |   |                           |        |
| 57.          | Canada .....                   | CAN                            |                                     |  |   |                           |        |
| 58.          | Aggregate Other Alien .....    | OT                             |                                     |  |   |                           |        |
| 59.          | Total                          |                                |                                     |  |   |                           |        |

NONE

ANNUAL STATEMENT FOR THE YEAR 2023 OF THE VANLINER INSURANCE COMPANY

SCHEDULE Y  
PART 1A - DETAIL OF INSURANCE HOLDING COMPANY SYSTEM

| 1          | 2          | 3                 | 4          | 5            | 6          | 7  | 8  | 9                     | 10                                | 11   | 12   | 13   | 14   | 15                                   | 16 |
|------------|------------|-------------------|------------|--------------|------------|--|--|-----------------------|-----------------------------------|--|--|--|--|--------------------------------------|----|
| Group Code | Group Name | NAIC Company Code | ID Number  | Federal RSSD | CIK        | Name of Securities Exchange if Publicly Traded (U.S. or International) | Names of Parent, Subsidiaries Or Affiliates          | Domi-ciliary Location | Relation-ship to Reporting Entity | Directly Controlled by (Name of Entity/Person) | Type of Control (Ownership, Board, Management, Attorney-in-Fact, Influence, Other) | If Control is Owner-ship Provide Percen-tage | Ultimate Controlling Entity(ies)/Person(s) | Is an SCA Filing Re-quired? (Yes/No) | *  |
| .0000      |            | 00000             | 31-1544320 | 0            | 0001042046 | NYSE   | American Financial Group, Inc.                       | ..OH                  | UIP                               |  | Ownership  | 0.000  |  | ..NO                                 | 0  |
| .0000      |            | 00000             | 86-3438529 | 0            | 0          |  | AFG Real Estate Holding Company, LLC                 | ..OH                  | NIA                               | American Financial Group, Inc.                 | Ownership  | 100.000                                      | American Financial Group, Inc.             | ..NO                                 | 0  |
| .0000      |            | 00000             | 84-4395026 | 0            | 0          |  | Bay Bridge Holding Company, LLC                      | ..MD                  | NIA                               | AFG Real Estate Holding Company, LLC           | Ownership  | 65.000                                       | American Financial Group, Inc.             | ..NO                                 | 1  |
| .0000      |            | 00000             | 84-4395026 | 0            | 0          |  | Bay Bridge Holding Company, LLC                      | ..MD                  | NIA                               | Great American Insurance Company               | Ownership  | 35.000                                       | American Financial Group, Inc.             | ..NO                                 | 1  |
|            |            |                   |            |              |            |  | Bay Bridge Marina Hemingway's Restaurant, LLC        |                       |                                   |  |  |  |  |                                      |    |
| .0000      |            | 00000             | 27-4078277 | 0            | 0          |  |  | ..MD                  | NIA                               | Bay Bridge Holding Company, LLC                | Ownership  | 85.000                                       | American Financial Group, Inc.             | ..NO                                 | 0  |
| .0000      |            | 00000             | 27-0513333 | 0            | 0          |  | Bay Bridge Marina Management, LLC                    | ..MD                  | NIA                               | Bay Bridge Holding Company, LLC                | Ownership  | 85.000                                       | American Financial Group, Inc.             | ..NO                                 | 0  |
| .0000      |            | 00000             | 20-4604276 | 0            | 0          |  | GALIC – Bay Bridge Marina, LLC                       | ..MD                  | NIA                               | Bay Bridge Marina Management, LLC              | Ownership  | 100.000                                      | American Financial Group, Inc.             | ..NO                                 | 0  |
| .0000      |            | 00000             | 84-3355051 | 0            | 0          |  | Charleston Harbor Holding Company, LLC               | ..SC                  | NIA                               | AFG Real Estate Holding Company, LLC           | Ownership  | 50.000                                       | American Financial Group, Inc.             | ..NO                                 | 1  |
| .0000      |            | 00000             | 84-3355051 | 0            | 0          |  | Charleston Harbor Holding Company, LLC               | ..SC                  | NIA                               | Great American Insurance Company               | Ownership  | 50.000                                       | American Financial Group, Inc.             | ..NO                                 | 1  |
| .0000      |            | 00000             | 81-3737639 | 0            | 0          |  | Charleston Harbor Fishing, LLC                       | ..SC                  | NIA                               | Charleston Harbor Holding Company, LLC         | Ownership  | 100.000                                      | American Financial Group, Inc.             | ..NO                                 | 0  |
| .0000      |            | 00000             | 84-4574243 | 0            | 0          |  | Mountain View Grand Holding Company, LLC             | ..NH                  | NIA                               | AFG Real Estate Holding Company, LLC           | Ownership  | 65.000                                       | American Financial Group, Inc.             | ..NO                                 | 1  |
| .0000      |            | 00000             | 84-4574243 | 0            | 0          |  | Mountain View Grand Holding Company, LLC             | ..NH                  | NIA                               | Great American Insurance Company               | Ownership  | 35.000                                       | American Financial Group, Inc.             | ..NO                                 | 1  |
| .0000      |            | 00000             | 86-3225970 | 0            | 0          |  | Sailfish Holding Company, LLC                        | ..FL                  | NIA                               | AFG Real Estate Holding Company, LLC           | Ownership  | 100.000                                      | American Financial Group, Inc.             | ..NO                                 | 0  |
| .0000      |            | 00000             | 84-2654660 | 0            | 0          |  | Skipjack Holding Company, LLC                        | ..MD                  | NIA                               | AFG Real Estate Holding Company, LLC           | Ownership  | 100.000                                      | American Financial Group, Inc.             | ..NO                                 | 0  |
| .0000      |            | 00000             | 52-2179330 | 0            | 0          |  | Skipjack Marina Corp.                                | ..MD                  | NIA                               | Skipjack Holding Company, LLC                  | Ownership  | 100.000                                      | American Financial Group, Inc.             | ..NO                                 | 0  |
| .0000      |            | 00000             | 31-0996797 | 0            | 0          |  | American Financial Enterprises, Inc.                 | ..CT                  | NIA                               | American Financial Group, Inc.                 | Ownership  | 100.000                                      | American Financial Group, Inc.             | ..NO                                 | 0  |
| .0000      |            | 00000             | 31-0828578 | 0            | 0          |  | American Money Management Corporation                | ..OH                  | NIA                               | American Financial Group, Inc.                 | Ownership  | 100.000                                      | American Financial Group, Inc.             | ..NO                                 | 0  |
| .0000      |            | 00000             | 27-1577326 | 0            | 0          |  | American Real Estate Capital Company, LLC            | ..OH                  | NIA                               | American Money Management Corporation          | Ownership  | 100.000                                      | American Financial Group, Inc.             | ..NO                                 | 0  |
| .0000      |            | 00000             | 27-2829629 | 0            | 0          |  | Mid-Market Capital Partners, LLC                     | ..DE                  | NIA                               | American Money Management Corporation          | Ownership  | 100.000                                      | American Financial Group, Inc.             | ..NO                                 | 0  |
| .0000      |            | 00000             | 41-2112001 | 0            | 0          |  | APU Holding Company                                  | ..OH                  | NIA                               | American Financial Group, Inc.                 | Ownership  | 100.000                                      | American Financial Group, Inc.             | ..NO                                 | 0  |
| .0000      |            | 00000             | 23-6000765 | 0            | 0          |  | American Premier Underwriters, Inc.                  | ..PA                  | NIA                               | APU Holding Company                            | Ownership  | 100.000                                      | American Financial Group, Inc.             | ..NO                                 | 0  |
| .0000      |            | 00000             | 13-6400464 | 0            | 0          |  | Lehigh Valley Railroad Company                       | ..PA                  | NIA                               | American Premier Underwriters, Inc.            | Ownership  | 100.000                                      | American Financial Group, Inc.             | ..NO                                 | 0  |
| .0000      |            | 00000             | 46-1665396 | 0            | 0          |  | Pennsylvania Lehigh Oil & Gas Holdings LLC           | ..PA                  | NIA                               | Lehigh Valley Railroad Company                 | Ownership  | 100.000                                      | American Financial Group, Inc.             | ..NO                                 | 0  |
| .0000      |            | 00000             | 20-1548213 | 0            | 0          |  | Magnolia Alabama Holdings, Inc.                      | ..DE                  | NIA                               | American Premier Underwriters, Inc.            | Ownership  | 100.000                                      | American Financial Group, Inc.             | ..NO                                 | 0  |
| .0000      |            | 00000             | 20-1574094 | 0            | 0          |  | Magnolia Alabama Holdings LLC                        | ..AL                  | NIA                               | Magnolia Alabama Holdings, Inc.                | Ownership  | 100.000                                      | American Financial Group, Inc.             | ..NO                                 | 0  |
| .0000      |            | 00000             | 46-1852532 | 0            | 0          |  | Michigan Oil & Gas Holdings, LLC                     | ..MI                  | NIA                               | American Premier Underwriters, Inc.            | Ownership  | 100.000                                      | American Financial Group, Inc.             | ..NO                                 | 0  |
| .0000      |            | 00000             | 46-1480078 | 0            | 0          |  | Ohio Oil & Gas Holdings, LLC                         | ..OH                  | NIA                               | American Premier Underwriters, Inc.            | Ownership  | 100.000                                      | American Financial Group, Inc.             | ..NO                                 | 0  |
| .0000      |            | 00000             | 13-6021353 | 0            | 0          |  | The Owasco River Railway, Inc.                       | ..NY                  | NIA                               | American Premier Underwriters, Inc.            | Ownership  | 100.000                                      | American Financial Group, Inc.             | ..NO                                 | 0  |
| .0000      |            | 00000             | 76-0080537 | 0            | 0          |  | PCC Technical Industries, Inc.                       | ..DE                  | NIA                               | American Premier Underwriters, Inc.            | Ownership  | 100.000                                      | American Financial Group, Inc.             | ..NO                                 | 0  |
| .0000      |            | 00000             | 46-3246684 | 0            | 0          |  | Pennsylvania Oil & Gas Holdings, LLC                 | ..PA                  | NIA                               | American Premier Underwriters, Inc.            | Ownership  | 100.000                                      | American Financial Group, Inc.             | ..NO                                 | 0  |
| .0000      |            | 00000             | 23-6000766 | 0            | 0          |  | Pennsylvania-Reading Seashore Lines                  | ..NJ                  | NIA                               | American Premier Underwriters, Inc.            | Ownership  | 66.670                                       | American Financial Group, Inc.             | ..NO                                 | 0  |
| .0000      |            | 00000             | 98-1073776 | 0            | 0          |  | GAI Insurance Company, Ltd.                          | ..BMU                 | IA                                | APU Holding Company                            | Ownership  | 100.000                                      | American Financial Group, Inc.             | ..NO                                 | 0  |
| .0000      |            | 00000             | 31-1446308 | 0            | 0          |  | Hangar Acquisition Corp.                             | ..OH                  | NIA                               | APU Holding Company                            | Ownership  | 100.000                                      | American Financial Group, Inc.             | ..NO                                 | 0  |
| .0000      |            | 00000             | 91-1242743 | 0            | 0          |  | Premier Lease & Loan Services Insurance Agency, Inc. | ..WA                  | NIA                               | APU Holding Company                            | Ownership  | 100.000                                      | American Financial Group, Inc.             | ..NO                                 | 0  |
|            |            |                   |            |              |            |  | Premier Lease & Loan Services of Canada, Inc.        |                       |                                   |  |  |  |  |                                      |    |
| .0000      |            | 00000             | 91-1508644 | 0            | 0          |  |  | ..WA                  | NIA                               | APU Holding Company                            | Ownership  | 100.000                                      | American Financial Group, Inc.             | ..NO                                 | 0  |
| .0000      |            | 00000             | 31-0823725 | 0            | 0          |  | Dixie Terminal Corporation                           | ..OH                  | NIA                               | American Financial Group, Inc.                 | Ownership  | 100.000                                      | American Financial Group, Inc.             | ..NO                                 | 0  |
| .0000      |            | 00000             | 06-1356481 | 0            | 0          |  | Great American Financial Resources, Inc.             | ..DE                  | NIA                               | American Financial Group, Inc.                 | Ownership  | 100.000                                      | American Financial Group, Inc.             | ..NO                                 | 0  |
| .0000      |            | 00000             | 34-1017531 | 0            | 0          |  | Ceres Group, Inc.                                    | ..DE                  | NIA                               | Great American Financial Resources, Inc.       | Ownership  | 100.000                                      | American Financial Group, Inc.             | ..NO                                 | 0  |
| .0000      |            | 00000             | 47-0717079 | 0            | 0          |  | Continental General Corporation                      | ..NE                  | NIA                               | Ceres Group, Inc.                              | Ownership  | 100.000                                      | American Financial Group, Inc.             | ..NO                                 | 0  |
| .0000      |            | 00000             | 34-1947042 | 0            | 0          |  | QQAAgency of Texas, Inc.                             | ..TX                  | NIA                               | Ceres Group, Inc.                              | Ownership  | 100.000                                      | American Financial Group, Inc.             | ..NO                                 | 0  |
| .0000      |            | 00000             | 20-1246122 | 0            | 0          |  | Brothers Management, LLC                             | ..FL                  | NIA                               | Great American Financial Resources, Inc.       | Ownership  | 100.000                                      | American Financial Group, Inc.             | ..NO                                 | 0  |
| .0000      |            | 00000             | 31-1391777 | 0            | 0          |  | GALIC Brothers, Inc.                                 | ..OH                  | NIA                               | Great American Financial Resources, Inc.       | Ownership  | 100.000                                      | American Financial Group, Inc.             | ..NO                                 | 0  |
| .0000      |            | 00000             |            | 0            | 0          |  | Helium Holdings Limited                              | ..BMU                 | NIA                               | American Financial Group, Inc.                 | Ownership  | 100.000                                      | American Financial Group, Inc.             | ..NO                                 | 0  |
| .0000      |            | 00000             | 31-0686194 | 0            | 0          |  | One East Fourth, Inc.                                | ..OH                  | NIA                               | American Financial Group, Inc.                 | Ownership  | 100.000                                      | American Financial Group, Inc.             | ..NO                                 | 0  |
| .0000      |            | 00000             | 31-1119320 | 0            | 0          |  | TEJ Holdings, Inc.                                   | ..OH                  | NIA                               | American Financial Group, Inc.                 | Ownership  | 100.000                                      | American Financial Group, Inc.             | ..NO                                 | 0  |
| .0000      |            | 00000             | 31-0728327 | 0            | 0          |  | Three East Fourth, Inc.                              | ..OH                  | NIA                               | American Financial Group, Inc.                 | Ownership  | 100.000                                      | American Financial Group, Inc.             | ..NO                                 | 0  |

ANNUAL STATEMENT FOR THE YEAR 2023 OF THE VANLINER INSURANCE COMPANY

SCHEDULE Y  
PART 1A - DETAIL OF INSURANCE HOLDING COMPANY SYSTEM

| 1          | 2                              | 3                 | 4          | 5            | 6   | 7  | 8  | 9                     | 10                                | 11   | 12   | 13   | 14   | 15                                   | 16 |
|------------|--------------------------------|-------------------|------------|--------------|-----|--|--|-----------------------|-----------------------------------|--|--|--|--|--------------------------------------|----|
| Group Code | Group Name                     | NAIC Company Code | ID Number  | Federal RSSD | CIK | Name of Securities Exchange if Publicly Traded (U.S. or International) | Names of Parent, Subsidiaries Or Affiliates                                | Domi-ciliary Location | Relation-ship to Reporting Entity | Directly Controlled by (Name of Entity/Person)   | Type of Control (Ownership, Board, Management, Attorney-in-Fact, Influence, Other) | If Control is Owner-ship Provide Percen-tage | Ultimate Controlling Entity(ies)/Person(s) | Is an SCA Filing Re-quired? (Yes/No) | *  |
| .0000      |                                | 00000             | 81-4361220 | 0            | 0   |  | Verikai Inc.   | DE                    | NIA                               | American Financial Group, Inc.   | Ownership  | 100.000                                      | American Financial Group, Inc.             | NO                                   | 0  |
| .0000      |                                | 00000             | 42-1575938 | 0            | 0   |  | Great American Holding, Inc.   | OH                    | UDP                               | American Financial Group, Inc.   | Ownership  | 100.000                                      | American Financial Group, Inc.             | NO                                   | 0  |
| .0000      |                                | 00000             | 80-0333563 | 0            | 0   |  | ABA Insurance Services, Inc.   | OH                    | NIA                               | Great American Holding, Inc.   | Ownership  | 100.000                                      | American Financial Group, Inc.             | NO                                   | 0  |
| .0000      |                                | 00000             | 27-3062314 | 0            | 0   |  | Agricultural Services, LLC   | OH                    | NIA                               | Great American Holding, Inc.   | Ownership  | 100.000                                      | American Financial Group, Inc.             | NO                                   | 0  |
| .0000      |                                | 00000             | 39-1404033 | 0            | 0   |  | Farmers Crop Insurance Alliance, Inc.                                      | KS                    | NIA                               | Great American Holding, Inc.   | Ownership  | 100.000                                      | American Financial Group, Inc.             | NO                                   | 0  |
| .0000      |                                | 00000             | 37-1122370 | 0            | 0   |  | Crop Risk Services<br>Great American Contemporary Insurance Company        | IL                    | NIA                               | Farmers Crop Insurance Alliance, Inc.  | Ownership  | 100.000                                      | American Financial Group, Inc.             | NO                                   | 0  |
| .0084      | American Financial Group, Inc. | 10646             | 36-4079497 | 0            | 0   |  |  | OH                    | IA                                | Great American Holding, Inc.<br>Great American Contemporary Insurance Company            | Ownership  | 100.000                                      | American Financial Group, Inc.             | NO                                   | 0  |
| .0084      | American Financial Group, Inc. | 10701             | 59-1835212 | 0            | 0   |  | Bridgefield Employers Insurance Company                                    | FL                    | IA                                |  | Ownership  | 100.000                                      | American Financial Group, Inc.             | NO                                   | 0  |
| .0084      | American Financial Group, Inc. | 10335             | 59-3269531 | 0            | 0   |  | Bridgefield Casualty Insurance Company                                     | FL                    | IA                                | Bridgefield Employers Insurance Company  | Ownership  | 100.000                                      | American Financial Group, Inc.             | NO                                   | 0  |
| .0084      | American Financial Group, Inc. | 16618             | 83-1694393 | 0            | 0   |  | Bridgefield Indemnity Insurance Company                                    | OH                    | IA                                | Bridgefield Employers Insurance Company<br>Great American Contemporary Insurance Company | Ownership  | 100.000                                      | American Financial Group, Inc.             | NO                                   | 0  |
| .0084      | American Financial Group, Inc. | 22179             | 95-2801326 | 0            | 0   |  | Republic Indemnity Company of America                                      | CA                    | IA                                |  | Ownership  | 100.000                                      | American Financial Group, Inc.             | NO                                   | 0  |
| .0084      | American Financial Group, Inc. | 43753             | 31-1054123 | 0            | 0   |  | Republic Indemnity Company of California                                   | CA                    | IA                                | Republic Indemnity Company of America  | Ownership  | 100.000                                      | American Financial Group, Inc.             | NO                                   | 0  |
| .0000      |                                | 00000             |            | 0            | 0   |  | Great American Holding (Europe) Limited                                    | GBR                   | NIA                               | Great American Holding, Inc.   | Ownership  | 100.000                                      | American Financial Group, Inc.             | NO                                   | 0  |
| .0000      |                                | 00000             |            | 0            | 0   |  | Great American Europe Limited  | GBR                   | NIA                               | Great American Holding (Europe) Limited  | Ownership  | 100.000                                      | American Financial Group, Inc.             | NO                                   | 0  |
| .0000      |                                | 00000             | AA-1784136 | 0            | 0   |  | Great American International Insurance (EU)<br>Designated Activity Company | IRL                   | IA                                | Great American Europe Limited  | Ownership  | 100.000                                      | American Financial Group, Inc.             | NO                                   | 0  |
| .0000      |                                | 00000             | AA-1120817 | 0            | 0   |  | Great American International Insurance (UK)<br>Limited                     | GBR                   | IA                                | Great American Europe Limited  | Ownership  | 100.000                                      | American Financial Group, Inc.             | NO                                   | 0  |
| .0084      | American Financial Group, Inc. | 23418             | 73-0556513 | 0            | 0   |  | Mid-Continent Casualty Company   | OH                    | IA                                | Great American Holding, Inc.   | Ownership  | 100.000                                      | American Financial Group, Inc.             | NO                                   | 0  |
| .0084      | American Financial Group, Inc. | 15380             | 73-1406844 | 0            | 0   |  | Mid-Continent Assurance Company  | OH                    | IA                                | Mid-Continent Casualty Company   | Ownership  | 100.000                                      | American Financial Group, Inc.             | NO                                   | 0  |
| .0084      | American Financial Group, Inc. | 13794             | 38-3803661 | 0            | 0   |  | Mid-Continent Excess and Surplus Insurance Company                         | OH                    | IA                                | Mid-Continent Casualty Company   | Ownership  | 100.000                                      | American Financial Group, Inc.             | NO                                   | 0  |
| .0000      |                                | 00000             | 30-0571535 | 0            | 0   |  | Mid-Continent Specialty Insurance Services, Inc.                           | OK                    | NIA                               | Mid-Continent Casualty Company   | Ownership  | 100.000                                      | American Financial Group, Inc.             | NO                                   | 0  |
| .0084      | American Financial Group, Inc. | 23426             | 73-0773259 | 0            | 0   |  | Oklahoma Surety Company  | OH                    | IA                                | Mid-Continent Casualty Company   | Ownership  | 100.000                                      | American Financial Group, Inc.             | NO                                   | 0  |
| .0000      |                                | 00000             | 34-1607394 | 0            | 0   |  | National Interstate Corporation  | OH                    | UIP                               | Great American Holding, Inc.   | Ownership  | 100.000                                      | American Financial Group, Inc.             | NO                                   | 0  |
| .0000      |                                | 00000             | 34-1899058 | 0            | 0   |  | American Highways Insurance Agency, Inc.                                   | OH                    | NIA                               | National Interstate Corporation  | Ownership  | 100.000                                      | American Financial Group, Inc.             | NO                                   | 0  |
| .0000      |                                | 00000             | 31-1548235 | 0            | 0   |  | Explorer RV Insurance Agency, Inc.   | OH                    | NIA                               | National Interstate Corporation  | Ownership  | 100.000                                      | American Financial Group, Inc.             | NO                                   | 0  |
| .0000      |                                | 00000             | 98-0191335 | 0            | 0   |  | Hudson Indemnity, Ltd.   | CYM                   | IA                                | National Interstate Corporation  | Ownership  | 100.000                                      | American Financial Group, Inc.             | NO                                   | 0  |
| .0000      |                                | 00000             | 34-1607396 | 0            | 0   |  | National Interstate Insurance Agency, Inc.                                 | OH                    | NIA                               | National Interstate Corporation  | Ownership  | 100.000                                      | American Financial Group, Inc.             | NO                                   | 0  |
| .0000      |                                | 00000             | 36-4670968 | 0            | 0   |  | Commercial For Hire Transportation Purchasing Group                        | SC                    | NIA                               | National Interstate Insurance Agency, Inc.   | Management   | 0.000  | American Financial Group, Inc.             | NO                                   | 2  |
| .0084      | American Financial Group, Inc. | 32620             | 34-1607395 | 0            | 0   |  | National Interstate Insurance Company                                      | OH                    | UDP                               | National Interstate Corporation  | Ownership  | 100.000                                      | American Financial Group, Inc.             | NO                                   | 0  |
| .0084      | American Financial Group, Inc. | 11051             | 99-0345306 | 0            | 0   |  | National Interstate Insurance Company of Hawaii, Inc.                      | OH                    | IA                                | National Interstate Insurance Company  | Ownership  | 100.000                                      | American Financial Group, Inc.             | NO                                   | 0  |
| .0000      |                                | 00000             | 43-1254631 | 0            | 0   |  | TransProtection Service Company  | MO                    | NIA                               | National Interstate Insurance Company  | Ownership  | 100.000                                      | American Financial Group, Inc.             | NO                                   | 0  |
| .0084      | American Financial Group, Inc. | 41106             | 95-3623282 | 0            | 0   |  | Triumphe Casualty Company  | OH                    | IA                                | National Interstate Insurance Company  | Ownership  | 100.000                                      | American Financial Group, Inc.             | NO                                   | 0  |
| .0084      | American Financial Group, Inc. | 21172             | 86-0114294 | 0            | 0   |  | Vanliner Insurance Company   | OH                    | RE                                | National Interstate Insurance Company  | Ownership  | 100.000                                      | American Financial Group, Inc.             | NO                                   | 0  |
| .0000      |                                | 00000             | 20-5546054 | 0            | 0   |  | Safety Claims & Litigation Services, LLC                                   | MT                    | NIA                               | National Interstate Corporation  | Ownership  | 100.000                                      | American Financial Group, Inc.             | NO                                   | 0  |
| .0000      |                                | 00000             | 46-4570914 | 0            | 0   |  | Safety, Claims and Litigation Services, LLC                                | OH                    | NIA                               | National Interstate Corporation  | Ownership  | 100.000                                      | American Financial Group, Inc.             | NO                                   | 0  |
| .0000      |                                | 00000             | 87-1038842 | 0            | 0   |  | Radion Insurance Holdings, LLC   | DE                    | NIA                               | Great American Holding, Inc.   | Ownership  | 32.000                                       | American Financial Group, Inc.             | NO                                   | 0  |
| .0000      |                                | 00000             | 87-1053786 | 0            | 0   |  | Radion Health, Inc.  | DE                    | NIA                               | Radion Insurance Holdings, LLC   | Ownership  | 100.000                                      | American Financial Group, Inc.             | NO                                   | 0  |
| .0000      |                                | 00000             |            | 0            | 0   |  | Radion Re, Inc.  | CYM                   | NIA                               | Radion Insurance Holdings, LLC   | Ownership  | 100.000                                      | American Financial Group, Inc.             | NO                                   | 0  |
| .0000      |                                | 00000             | 59-1683711 | 0            | 0   |  | Summit Consulting, LLC   | FL                    | NIA                               | Great American Holding, Inc.   | Ownership  | 100.000                                      | American Financial Group, Inc.             | NO                                   | 0  |
| .0000      |                                | 00000             | 59-3385208 | 0            | 0   |  | Heritage Summit Healthcare, LLC  | FL                    | NIA                               | Summit Consulting, LLC   | Ownership  | 100.000                                      | American Financial Group, Inc.             | NO                                   | 0  |
| .0084      | American Financial Group, Inc. | 16691             | 31-0501234 | 0            | 0   |  | Great American Insurance Company   | OH                    | IA                                | American Financial Group, Inc.   | Ownership  | 100.000                                      | American Financial Group, Inc.             | NO                                   | 0  |
| .0084      | American Financial Group, Inc. | 37990             | 31-0973761 | 0            | 0   |  | American Empire Insurance Company  | OH                    | IA                                | Great American Insurance Company   | Ownership  | 100.000                                      | American Financial Group, Inc.             | NO                                   | 0  |

ANNUAL STATEMENT FOR THE YEAR 2023 OF THE VANLINER INSURANCE COMPANY

SCHEDULE Y  
PART 1A - DETAIL OF INSURANCE HOLDING COMPANY SYSTEM

| 1          | 2                              | 3                 | 4          | 5            | 6   | 7  | 8   | 9                     | 10                                | 11   | 12   | 13   | 14   | 15                                   | 16        |
|------------|--------------------------------|-------------------|------------|--------------|-----|--|---|-----------------------|-----------------------------------|--|--|--|--|--------------------------------------|-----------|
| Group Code | Group Name                     | NAIC Company Code | ID Number  | Federal RSSD | CIK | Name of Securities Exchange if Publicly Traded (U.S. or International) | Names of Parent, Subsidiaries Or Affiliates                   | Domi-ciliary Location | Relation-ship to Reporting Entity | Directly Controlled by (Name of Entity/Person) | Type of Control (Ownership, Board, Management, Attorney-in-Fact, Influence, Other) | If Control is Owner-ship Provide Percen-tage | Ultimate Controlling Entity(ies)/Person(s) | Is an SCA Filing Re-quired? (Yes/No) | *         |
| .0000      |                                | 00000             | 31-1463075 | 0            | 0   |  | American Signature Underwriters, Inc.                         | ..OH.....             | ..NIA.....                        | Great American Insurance Company               | Ownership.....   | 100.000                                      | American Financial Group, Inc.             | ...NO.....                           | ...0..... |
| .0000      |                                | 00000             | 59-2840291 | 0            | 0   |  | Brothers Property Corporation                                 | ..OH.....             | ..NIA.....                        | Great American Insurance Company               | Ownership.....   | 100.000                                      | American Financial Group, Inc.             | ...NO.....                           | ...0..... |
| .0000      |                                | 00000             | 59-2840294 | 0            | 0   |  | Brothers Property Management Corporation                      | ..OH.....             | ..NIA.....                        | Brothers Property Corporation                  | Ownership.....   | 100.000                                      | American Financial Group, Inc.             | ...NO.....                           | ...0..... |
| .0000      |                                | 00000             | 31-1277904 | 0            | 0   |  | Crop Managers Insurance Agency, Inc.                          | ..KS.....             | ..NIA.....                        | Great American Insurance Company               | Ownership.....   | 100.000                                      | American Financial Group, Inc.             | ...NO.....                           | ...0..... |
| .0000      |                                | 00000             | 83-1767590 | 0            | 0   |  | CropSurance Agency, LLC                                       | ..OH.....             | ..NIA.....                        | Great American Insurance Company               | Ownership.....   | 100.000                                      | American Financial Group, Inc.             | ...NO.....                           | ...0..... |
| .0000      |                                | 00000             | 31-0589001 | 0            | 0   |  | Dempsey & Siders Agency, Inc.                                 | ..OH.....             | ..NIA.....                        | Great American Insurance Company               | Ownership.....   | 100.000                                      | American Financial Group, Inc.             | ...NO.....                           | ...0..... |
| .0000      |                                | 00000             | 84-2358400 | 0            | 0   |  | Human and Social Services Risk Purchasing Group, LLC          | ..OH.....             | ..NIA.....                        | Dempsey & Siders Agency, Inc.                  | Ownership.....   | 100.000                                      | American Financial Group, Inc.             | ...NO.....                           | ...0..... |
| .0000      |                                | 00000             | 31-1341668 | 0            | 0   |  | Eden Park Insurance Brokers, Inc.                             | ..CA.....             | ..NIA.....                        | Great American Insurance Company               | Ownership.....   | 100.000                                      | American Financial Group, Inc.             | ...NO.....                           | ...0..... |
| .0000      |                                | 00000             |            | 0            | 0   |  | El Aguila, Compañía de Seguros, S.A. de C.V.                  | ..MEX.....            | ..IA.....                         | Great American Insurance Company               | Ownership.....   | 100.000                                      | American Financial Group, Inc.             | ...YES.....                          | ...0..... |
| .0000      |                                | 00000             |            | 0            | 0   |  | Foreign Credit Insurance Association                          | ..NY.....             | ..OTH.....                        | Great American Insurance Company               | Management.....  | 0.000  | American Financial Group, Inc.             | ...NO.....                           | ...2..... |
| .0000      |                                | 00000             | 81-0814136 | 0            | 0   |  | GAI Mexico Holdings, LLC                                      | ..DE.....             | ..NIA.....                        | Great American Insurance Company               | Ownership.....   | 100.000                                      | American Financial Group, Inc.             | ...NO.....                           | ...0..... |
| .0000      |                                | 00000             | 31-1753938 | 0            | 0   |  | GAI Warranty Company  | ..OH.....             | ..NIA.....                        | Great American Insurance Company               | Ownership.....   | 100.000                                      | American Financial Group, Inc.             | ...NO.....                           | ...0..... |
| .0000      |                                | 00000             | 31-1765544 | 0            | 0   |  | GAI Warranty Company of Florida                               | ..FL.....             | ..NIA.....                        | GAI Warranty Company                           | Ownership.....   | 100.000                                      | American Financial Group, Inc.             | ...NO.....                           | ...0..... |
| .0000      |                                | 00000             | 61-1329718 | 0            | 0   |  | Global Premier Finance Company                                | ..OH.....             | ..NIA.....                        | Great American Insurance Company               | Ownership.....   | 100.000                                      | American Financial Group, Inc.             | ...NO.....                           | ...0..... |
| .0084      | American Financial Group, Inc. | 26832             | 95-1542353 | 0            | 0   |  | Great American Alliance Insurance Company                     | ..OH.....             | ..IA.....                         | Great American Insurance Company               | Ownership.....   | 100.000                                      | American Financial Group, Inc.             | ...NO.....                           | ...0..... |
| .0084      | American Financial Group, Inc. | 26344             | 15-6020948 | 0            | 0   |  | Great American Assurance Company                              | ..OH.....             | ..IA.....                         | Great American Insurance Company               | Ownership.....   | 100.000                                      | American Financial Group, Inc.             | ...NO.....                           | ...0..... |
| .0084      | American Financial Group, Inc. | 39896             | 61-0983091 | 0            | 0   |  | Great American Casualty Insurance Company                     | ..OH.....             | ..IA.....                         | Great American Insurance Company               | Ownership.....   | 100.000                                      | American Financial Group, Inc.             | ...NO.....                           | ...0..... |
| .0084      | American Financial Group, Inc. | 37532             | 31-0954439 | 0            | 0   |  | Great American E & S Insurance Company                        | ..OH.....             | ..IA.....                         | Great American Insurance Company               | Ownership.....   | 100.000                                      | American Financial Group, Inc.             | ...NO.....                           | ...0..... |
| .0084      | American Financial Group, Inc. | 41858             | 31-1036473 | 0            | 0   |  | Great American Fidelity Insurance Company                     | ..OH.....             | ..IA.....                         | Great American Insurance Company               | Ownership.....   | 100.000                                      | American Financial Group, Inc.             | ...NO.....                           | ...0..... |
| .0000      |                                | 00000             | 31-1652643 | 0            | 0   |  | Great American Insurance Agency, Inc.                         | ..OH.....             | ..NIA.....                        | Great American Insurance Company               | Ownership.....   | 100.000                                      | American Financial Group, Inc.             | ...NO.....                           | ...0..... |
| .0084      | American Financial Group, Inc. | 22136             | 13-5539046 | 0            | 0   |  | Great American Insurance Company of New York                  | ..NY.....             | ..IA.....                         | Great American Insurance Company               | Ownership.....   | 100.000                                      | American Financial Group, Inc.             | ...NO.....                           | ...0..... |
| .0000      |                                | 00000             | 31-0856644 | 0            | 0   |  | Great American Management Services, Inc.                      | ..OH.....             | ..NIA.....                        | Great American Insurance Company               | Ownership.....   | 100.000                                      | American Financial Group, Inc.             | ...NO.....                           | ...0..... |
| .0084      | American Financial Group, Inc. | 38580             | 31-1288778 | 0            | 0   |  | Great American Protection Insurance Company                   | ..OH.....             | ..IA.....                         | Great American Insurance Company               | Ownership.....   | 100.000                                      | American Financial Group, Inc.             | ...NO.....                           | ...0..... |
| .0000      |                                | 00000             | 31-0918893 | 0            | 0   |  | Great American Re Inc.  | ..DE.....             | ..NIA.....                        | Great American Insurance Company               | Ownership.....   | 100.000                                      | American Financial Group, Inc.             | ...NO.....                           | ...0..... |
| .0084      | American Financial Group, Inc. | 35351             | 31-0912199 | 0            | 0   |  | Great American Risk Solutions Surplus Lines Insurance Company | ..OH.....             | ..IA.....                         | Great American Insurance Company               | Ownership.....   | 100.000                                      | American Financial Group, Inc.             | ...NO.....                           | ...0..... |
| .0084      | American Financial Group, Inc. | 31135             | 31-1209419 | 0            | 0   |  | Great American Security Insurance Company                     | ..OH.....             | ..IA.....                         | Great American Insurance Company               | Ownership.....   | 100.000                                      | American Financial Group, Inc.             | ...NO.....                           | ...0..... |
| .0084      | American Financial Group, Inc. | 33723             | 31-1237970 | 0            | 0   |  | Great American Spirit Insurance Company                       | ..OH.....             | ..IA.....                         | Great American Insurance Company               | Ownership.....   | 100.000                                      | American Financial Group, Inc.             | ...NO.....                           | ...0..... |
| .0000      |                                | 00000             | 31-1293064 | 0            | 0   |  | Professional Risk Brokers, Inc.                               | ..IL.....             | ..NIA.....                        | Great American Insurance Company               | Ownership.....   | 100.000                                      | American Financial Group, Inc.             | ...NO.....                           | ...0..... |
| .0000      |                                | 00000             |            | 0            | 0   |  | Shelter Rock Holdings, LLC                                    | ..OH.....             | ..NIA.....                        | Great American Insurance Company               | Ownership.....   | 100.000                                      | American Financial Group, Inc.             | ...NO.....                           | ...0..... |
| .0000      |                                | 00000             | 88-1379846 | 0            | 0   |  | Trusted Coverage Professionals Agency, LLC                    | ..OH.....             | ..NIA.....                        | Great American Insurance Company               | Ownership.....   | 100.000                                      | American Financial Group, Inc.             | ...NO.....                           | ...0..... |
| .0000      |                                | 00000             |            | 0            | 0   |  | Westline Industrial, LLC                                      | ..OH.....             | ..NIA.....                        | Great American Insurance Company               | Ownership.....   | 100.000                                      | American Financial Group, Inc.             | ...NO.....                           | ...0..... |

| Asterisk | Explanation  |
|----------|--|
| 1        | The entity is owned by more than one company within the AFG Group. |
| 2        | Entity is affiliated but not owned.                                |



ANNUAL STATEMENT FOR THE YEAR 2023 OF THE VANLINER INSURANCE COMPANY

SCHEDULE Y

PART 2 - SUMMARY OF INSURER’S TRANSACTIONS WITH ANY AFFILIATES

| 1                       | 2                | 3  | 4                        | 5                        | 6   | 7   | 8   | 9   | 10             | 11   | 12                       | 13  |
|-------------------------|------------------|--|--------------------------|--------------------------|---|---|---|---|----------------|--|--------------------------|---|
| NAIC<br>Company<br>Code | ID<br>Number     | Names of Insurers and Parent,<br>Subsidiaries or Affiliates                      | Shareholder<br>Dividends | Capital<br>Contributions | Purchases, Sales<br>or Exchanges of<br>Loans, Securities,<br>Real Estate,<br>Mortgage Loans or<br>Other Investments | Income/<br>(Disbursements)<br>Incurred in<br>Connection with<br>Guarantees or<br>Undertakings for<br>the Benefit of any<br>Affiliate(s) | Management<br>Agreements and<br>Service Contracts | Income/<br>(Disbursements)<br>Incurred Under<br>Reinsurance<br>Agreements | *              | Any Other Material<br>Activity Not in the<br>Ordinary Course of<br>the Insurer's<br>Business | Totals                   | Reinsurance<br>Recoverable/<br>(Payable) on<br>Losses and/or<br>Reserve Credit<br>Taken/(Liability) |
| .....00000 .....        | 31-1544320 ..... | American Financial Group, Inc. ....  | .....743,957,114 .....   | .....0 .....             | .....0 .....  | .....0 .....  | .....138,239,754 .....                            | .....0 .....  | .....          | .....0 .....   | .....882,194,105 .....   | .....0 .....  |
| .....00000 .....        | 41-2112001 ..... | APU Holding Company .....  | .....4,000,000 .....     | .....0 .....             | .....0 .....  | .....0 .....  | .....0 .....                                      | .....0 .....  | .....          | .....0 .....   | .....4,000,000 .....     | .....0 .....  |
| .....10335 .....        | 59-3269531 ..... | Bridgefield Casualty Insurance Company ....                                      | .....0 .....             | .....0 .....             | .....0 .....  | .....0 .....  | .....0 .....                                      | .....0 .....  | .....*         | .....0 .....   | .....0 .....             | .....(5,262,000) .....  |
| .....10701 .....        | 59-1835212 ..... | Bridgefield Employers Insurance Company ..                                       | .....0 .....             | .....10,957,114 .....    | .....0 .....  | .....0 .....  | .....0 .....                                      | .....0 .....  | .....*         | .....0 .....   | .....10,954,351 .....    | .....0 .....  |
| .....00000 .....        | .....            | El Aguila, Compañía de Seguros, S.A. de<br>C.V. ....                             | .....0 .....             | .....4,000,000 .....     | .....0 .....  | .....0 .....  | .....0 .....                                      | .....0 .....  | .....          | .....0 .....   | .....4,000,000 .....     | .....0 .....  |
| .....00000 .....        | 98-1073776 ..... | GAI Insurance Company, Ltd. ....   | .....(4,000,000) .....   | .....0 .....             | .....0 .....  | .....0 .....  | .....0 .....                                      | .....0 .....  | .....          | .....0 .....   | .....(4,000,000) .....   | .....(4,819,000) .....  |
| .....                   | 31-1765544 ..... | GAI Warranty Company of Florida .....  | .....0 .....             | .....0 .....             | .....0 .....  | .....0 .....  | .....0 .....                                      | .....0 .....  | .....          | .....0 .....   | .....0 .....             | .....27,000 .....   |
| .....00000 .....        | 61-1329718 ..... | Global Premier Finance Company .....   | .....(1,200,000) .....   | .....0 .....             | .....0 .....  | .....0 .....  | .....0 .....                                      | .....0 .....  | .....          | .....0 .....   | .....(1,200,000) .....   | .....0 .....  |
| .....10646 .....        | 36-4079497 ..... | Great American Contemporary Insurance<br>Company .....                           | .....(80,000,000) .....  | .....0 .....             | .....0 .....  | .....0 .....  | .....0 .....                                      | .....0 .....  | .....*         | .....0 .....   | .....(80,000,000) .....  | .....1,227,000 .....  |
| .....00000 .....        | 42-1575938 ..... | Great American Holding, Inc. ....  | .....130,024,544 .....   | .....(10,957,114) .....  | .....0 .....  | .....0 .....  | .....0 .....                                      | .....0 .....  | .....          | .....0 .....   | .....119,070,193 .....   | .....0 .....  |
| .....16691 .....        | 31-0501234 ..... | Great American Insurance Company .....   | .....(722,781,658) ..... | .....(4,000,000) .....   | .....0 .....  | .....0 .....  | .....(138,239,754) .....                          | .....0 .....  | .....*         | .....0 .....   | .....(865,018,649) ..... | .....(51,494,000) .....   |
| .....00000 .....        | .....            | Great American International Insurance<br>(EU) Designated Activity Company ..... | .....0 .....             | .....0 .....             | .....0 .....  | .....0 .....  | .....0 .....                                      | .....0 .....  | .....          | .....0 .....   | .....0 .....             | .....45,304,000 .....   |
| .....00000 .....        | .....            | Great American International Insurance<br>(UK) Limited .....                     | .....0 .....             | .....0 .....             | .....0 .....  | .....0 .....  | .....0 .....                                      | .....0 .....  | .....          | .....0 .....   | .....0 .....             | .....26,459,000 .....   |
| .....00000 .....        | 98-0191335 ..... | Hudson Indemnity, Ltd. ....  | .....0 .....             | .....0 .....             | .....0 .....  | .....0 .....  | .....0 .....                                      | .....0 .....  | .....          | .....0 .....   | .....0 .....             | .....(463,010,000) .....  |
| .....23418 .....        | 73-0556513 ..... | Mid-Continent Casualty Company .....   | .....(50,000,000) .....  | .....0 .....             | .....0 .....  | .....0 .....  | .....0 .....                                      | .....0 .....  | .....*         | .....0 .....   | .....(50,000,000) .....  | .....(9,175,000) .....  |
| .....00000 .....        | 34-1607394 ..... | National Interstate Corporation .....  | .....40,000,000 .....    | .....0 .....             | .....0 .....  | .....0 .....  | .....0 .....                                      | .....0 .....  | .....          | .....0 .....   | .....40,000,000 .....    | .....0 .....  |
| .....32620 .....        | 34-1607395 ..... | National Interstate Insurance Company ....                                       | .....(40,000,000) .....  | .....0 .....             | .....0 .....  | .....0 .....  | .....0 .....                                      | .....0 .....  | .....*         | .....0 .....   | .....(40,000,000) .....  | .....305,046,000 .....  |
| .....11051 .....        | 99-0345306 ..... | National Interstate Insurance Company of<br>Hawaii, Inc. ....                    | .....0 .....             | .....0 .....             | .....0 .....  | .....0 .....  | .....0 .....                                      | .....0 .....  | .....*         | .....0 .....   | .....0 .....             | .....14,390,000 .....   |
| .....00000 .....        | 31-1293064 ..... | Professional Risk Brokers, Inc. ....   | .....(20,000,000) .....  | .....0 .....             | .....0 .....  | .....0 .....  | .....0 .....                                      | .....0 .....  | .....          | .....0 .....   | .....(20,000,000) .....  | .....0 .....  |
| .....22179 .....        | 95-2801326 ..... | Republic Indemnity Company of America ....                                       | .....0 .....             | .....0 .....             | .....0 .....  | .....0 .....  | .....0 .....                                      | .....0 .....  | .....*         | .....0 .....   | .....0 .....             | .....(33,433,000) .....   |
| .....41106 .....        | 95-3623282 ..... | Triumphe Casualty Company .....  | .....0 .....             | .....0 .....             | .....0 .....  | .....0 .....  | .....0 .....                                      | .....0 .....  | .....*         | .....0 .....   | .....0 .....             | .....34,844,000 .....   |
| .....21172 .....        | 86-0114294 ..... | Vanliner Insurance Company .....   | .....0 .....             | .....0 .....             | .....0 .....  | .....0 .....  | .....0 .....                                      | .....0 .....  | .....*         | .....0 .....   | .....0 .....             | .....128,236,000 .....  |
| 9999999 Control Totals  |                  |  | .....0 .....             | .....0 .....             | .....0 .....  | .....0 .....  | .....0 .....                                      | .....0 .....  | .....XXX ..... | .....0 .....   | .....0 .....             | .....(11,660,000) .....   |

ANNUAL STATEMENT FOR THE YEAR 2023 OF THE VANLINER INSURANCE COMPANY

SCHEDULE Y

PART 3 - ULTIMATE CONTROLLING PARTY AND LISTING OF OTHER U.S. INSURANCE GROUPS OR ENTITIES UNDER THAT ULTIMATE CONTROLLING PARTY'S CONTROL

| 1  | 2   | 3  | 4   | 5                                   | 6   | 7  | 8   |
|--|---|--|---|-------------------------------------|---|--|---|
|  |   | Ownership<br>Percentage<br>Column 2 of<br>Column 1 | Granted<br>Disclaimer<br>of Control\ Affiliation of<br>Column 2<br>Over<br>Column 1<br>(Yes/No) |                                     | U.S. Insurance Groups or Entities Controlled<br>by Column 5 | Ownership<br>Percentage<br>(Column 5 of<br>Column 6) | Granted<br>Disclaimer<br>of Control\ Affiliation of<br>Column 5<br>Over<br>Column 6<br>(Yes/No) |
| Insurers in Holding Company  | Owners with Greater Than 10% Ownership              |  |   | Ultimate Controlling Party          |   |  |   |
| American Empire Insurance Company .....                                | Great American Insurance Company .....              | 100.000  | .....NO.....  | American Financial Group, Inc. .... | N/A .....   | .....0.000   | .....NO.....  |
| Bridgfield Casualty Insurance Company .....                            | Bridgfield Employers Insurance Company .....        | 100.000  | .....NO.....  | American Financial Group, Inc. .... | N/A .....   | .....0.000   | .....NO.....  |
| Bridgfield Employers Insurance Company .....                           | Great American Contemporary Insurance Company ..... | 100.000  | .....NO.....  | American Financial Group, Inc. .... | N/A .....   | .....0.000   | .....NO.....  |
| Bridgfield Indemnity Insurance Company .....                           | Bridgfield Employers Insurance Company .....        | 100.000  | .....NO.....  | American Financial Group, Inc. .... | N/A .....   | .....0.000   | .....NO.....  |
| Great American Alliance Insurance Company .....                        | Great American Insurance Company .....              | 100.000  | .....NO.....  | American Financial Group, Inc. .... | N/A .....   | .....0.000   | .....NO.....  |
| Great American Assurance Company .....                                 | Great American Insurance Company .....              | 100.000  | .....NO.....  | American Financial Group, Inc. .... | N/A .....   | .....0.000   | .....NO.....  |
| Great American Casualty Insurance Company .....                        | Great American Insurance Company .....              | 100.000  | .....NO.....  | American Financial Group, Inc. .... | N/A .....   | .....0.000   | .....NO.....  |
| Great American Contemporary Insurance Company .....                    | Great American Holding, Inc. ....                   | 100.000  | .....NO.....  | American Financial Group, Inc. .... | N/A .....   | .....0.000   | .....NO.....  |
| Great American E&S Insurance Company .....                             | Great American Insurance Company .....              | 100.000  | .....NO.....  | American Financial Group, Inc. .... | N/A .....   | .....0.000   | .....NO.....  |
| Great American Fidelity Insurance Company .....                        | Great American Insurance Company .....              | 100.000  | .....NO.....  | American Financial Group, Inc. .... | N/A .....   | .....0.000   | .....NO.....  |
| Great American Insurance Company .....                                 | Great American Insurance Company .....              | 100.000  | .....NO.....  | American Financial Group, Inc. .... | N/A .....   | .....0.000   | .....NO.....  |
| Great American Insurance Company of New York .....                     | Great American Insurance Company .....              | 100.000  | .....NO.....  | American Financial Group, Inc. .... | N/A .....   | .....0.000   | .....NO.....  |
| Great American Protection Insurance Company .....                      | Great American Insurance Company .....              | 100.000  | .....NO.....  | American Financial Group, Inc. .... | N/A .....   | .....0.000   | .....NO.....  |
| Great American Risk Solutions Surplus Lines<br>Insurance Company ..... | Great American Insurance Company .....              | 100.000  | .....NO.....  | American Financial Group, Inc. .... | N/A .....   | .....0.000   | .....NO.....  |
| Great American Security Insurance Company .....                        | Great American Insurance Company .....              | 100.000  | .....NO.....  | American Financial Group, Inc. .... | N/A .....   | .....0.000   | .....NO.....  |
| Great American Spirit Insurance Company .....                          | Great American Insurance Company .....              | 100.000  | .....NO.....  | American Financial Group, Inc. .... | N/A .....   | .....0.000   | .....NO.....  |
| Mid-Continent Assurance Company .....                                  | Mid-Continent Casualty Company .....                | 100.000  | .....NO.....  | American Financial Group, Inc. .... | N/A .....   | .....0.000   | .....NO.....  |
| Mid-Continent Casualty Company .....                                   | Great American Holding, Inc. ....                   | 100.000  | .....NO.....  | American Financial Group, Inc. .... | N/A .....   | .....0.000   | .....NO.....  |
| Mid-Continent Excess and Surplus Insurance Company .....               | Mid-Continent Casualty Company .....                | 100.000  | .....NO.....  | American Financial Group, Inc. .... | N/A .....   | .....0.000   | .....NO.....  |
| National Interstate Insurance Company .....                            | National Interstate Corporation .....               | 100.000  | .....NO.....  | American Financial Group, Inc. .... | N/A .....   | .....0.000   | .....NO.....  |
| National Interstate Insurance Company of Hawaii,<br>Inc. ....          | National Interstate Insurance Company .....         | 100.000  | .....NO.....  | American Financial Group, Inc. .... | N/A .....   | .....0.000   | .....NO.....  |
| Oklahoma Surety Company .....  | Mid-Continent Casualty Company .....                | 100.000  | .....NO.....  | American Financial Group, Inc. .... | N/A .....   | .....0.000   | .....NO.....  |
| Republic Indemnity Company of America .....                            | Great American Contemporary Insurance Company ..... | 100.000  | .....NO.....  | American Financial Group, Inc. .... | N/A .....   | .....0.000   | .....NO.....  |
| Republic Indemnity Company of California .....                         | Republic Indemnity Company of America .....         | 100.000  | .....NO.....  | American Financial Group, Inc. .... | N/A .....   | .....0.000   | .....NO.....  |
| Triumphe Casualty Companuy .....                                       | National Interstate Insurance Company .....         | 100.000  | .....NO.....  | American Financial Group, Inc. .... | N/A .....   | .....0.000   | .....NO.....  |
| Vanliner Insurance Company .....                                       | National Interstate Insurance Company .....         | 100.000  | .....NO.....  | American Financial Group, Inc. .... | N/A .....   | .....0.000   | .....NO.....  |

ANNUAL STATEMENT FOR THE YEAR 2023 OF THE VANLINER INSURANCE COMPANY

SUPPLEMENTAL EXHIBITS AND SCHEDULES INTERROGATORIES

REQUIRED FILINGS








The following supplemental reports are required to be filed as part of your statement filing unless specifically waived by the domiciliary state. However, in the event that your domiciliary state waives the filing requirement, your response of **WAIVED** to the specific interrogatory will be accepted in lieu of filing a “NONE” report and a bar code will be printed below. If the supplement is required of your company but is not being filed for whatever reason enter **SEE EXPLANATION** and provide an explanation following the interrogatory questions.

|              |  | Responses |
|--------------|--|-----------|
| MARCH FILING |  |           |
| 1.           | Will an actuarial opinion be filed by March 1? .....   | YES       |
| 2.           | Will the Supplemental Compensation Exhibit be filed with the state of domicile by March 1? .....                                 | YES       |
| 3.           | Will the confidential Risk-based Capital Report be filed with the NAIC by March 1?.....  | YES       |
| 4.           | Will the confidential Risk-based Capital Report be filed with the state of domicile, if required by March 1?.....                | YES       |
| APRIL FILING |  |           |
| 5.           | Will the Insurance Expense Exhibit be filed with the state of domicile and the NAIC by April 1? .....                            | YES       |
| 6.           | Will Management’s Discussion and Analysis be filed by April 1? .....   | YES       |
| 7.           | Will the Supplemental Investment Risk Interrogatories be filed by April 1? .....   | YES       |
| MAY FILING   |  |           |
| 8.           | Will this company be included in a combined annual statement which is filed with the NAIC by May 1? .....                        | YES       |
| JUNE FILING  |  |           |
| 9.           | Will an audited financial report be filed by June 1? .....   | YES       |
| 10.          | Will Accountant's Letter of Qualifications be filed with the state of domicile and electronically with the NAIC by June 1? ..... | YES       |

SUPPLEMENTAL FILINGS


The following supplemental reports are required to be filed as part of your annual statement filing **if your company is engaged in the type of business covered by the supplement. However, in the event that your company does not transact the type of business for which the special report must be filed, your response of NO to the specific interrogatory will be accepted in lieu of filing a “NONE” report and a bar code will be printed below.** If the supplement is required of your company but is not being filed for whatever reason enter **SEE EXPLANATION** and provide an explanation following the interrogatory questions.

|               |  |     |
|---------------|--|-----|
| MARCH FILING  |  |     |
| 11.           | Will Schedule SIS (Stockholder Information Supplement) be filed with the state of domicile by March 1? .....   | NO  |
| 12.           | Will the Financial Guaranty Insurance Exhibit be filed by March 1?.....  | NO  |
| 13.           | Will the Medicare Supplement Insurance Experience Exhibit be filed with the state of domicile and the NAIC by March 1?.....  | NO  |
| 14.           | Will Supplement A to Schedule T (Medical Professional Liability Supplement) be filed by March 1? .....   | NO  |
| 15.           | Will the Trusteed Surplus Statement be filed with the state of domicile and the NAIC by March 1? .....   | NO  |
| 16.           | Will the Premiums Attributed to Protected Cells Exhibit be filed by March 1? .....   | NO  |
| 17.           | Will the Reinsurance Summary Supplemental Filing for General Interrogatory 9 be filed with the state of domicile and the NAIC by March 1? ...  | YES |
| 18.           | Will the Medicare Part D Coverage Supplement be filed with the state of domicile and the NAIC by March 1?.....   | NO  |
| 19.           | Will the confidential Actuarial Opinion Summary be filed with the state of domicile, if required, by March 15 (or the date otherwise specified)?..   | YES |
| 20.           | Will the Reinsurance Attestation Supplement be filed with the state of domicile and the NAIC by March 1? .....   | YES |
| 21.           | Will the Exceptions to the Reinsurance Attestation Supplement be filed with the state of domicile by March 1? .....  | YES |
| 22.           | Will the Bail Bond Supplement be filed with the state of domicile and the NAIC by March 1? .....   | NO  |
| 23.           | Will the Director and Officer Insurance Coverage Supplement be filed with the state of domicile and the NAIC by March 1? .....   | NO  |
| 24.           | Will an approval from the reporting entity’s state of domicile for relief related to the five-year rotation requirement for lead audit partner be filed electronically with the NAIC by March 1? ..... | NO  |
| 25.           | Will an approval from the reporting entity’s state of domicile for relief related to the one-year cooling off period for independent CPA be filed electronically with the NAIC by March 1? .....       | NO  |
| 26.           | Will an approval from the reporting entity’s state of domicile for relief related to the Requirements for Audit Committees be filed electronically with the NAIC by March 1?.....                      | NO  |
| 27.           | Will the Supplemental Schedule for Reinsurance Counterparty Reporting Exception - Asbestos and Pollution Contracts be filed with the state of domicile and the NAIC by March 1?.....                   | NO  |
| 28.           | Will the Exhibit of Other Liabilities by Lines of Business be filed with the state of domicile and the NAIC by March 1? .....  | NO  |
| 29.           | Will the Market Conduct Annual Statement (MCAS) Premium Exhibit for Year be filed with appropriate jurisdictions and with the NAIC by March 1?.....  | NO  |
| APRIL FILING  |  |     |
| 30.           | Will the Credit Insurance Experience Exhibit be filed with the state of domicile and the NAIC by April 1? .....  | NO  |
| 31.           | Will the Long-term Care Experience Reporting Forms be filed with the state of domicile and the NAIC by April 1? .....  | NO  |
| 32.           | Will the Accident and Health Policy Experience Exhibit be filed by April 1? .....  | YES |
| 33.           | Will the Supplemental Health Care Exhibit (Parts 1 and 2) be filed with the state of domicile and the NAIC by April 1? .....   | NO  |
| 34.           | Will the Cybersecurity and Identity Theft Insurance Coverage Supplement be filed with the state of domicile and the NAIC by April 1? .....   | NO  |
| 35.           | Will the Life, Health & Annuity Guaranty Association Assessable Premium Exhibit - Parts 1 and 2 be filed with the state of domicile and the NAIC by April 1? .....                                     | NO  |
| 36.           | Will the Private Flood Insurance Supplement be filed with the state of domicile and the NAIC by April 1? .....   | NO  |
| 37.           | Will the Mortgage Guaranty Insurance Exhibit be filed with the state of domicile and the NAIC by April 1? .....  | NO  |
| AUGUST FILING |  |     |
| 38.           | Will Management’s Report of Internal Control Over Financial Reporting be filed with the state of domicile by August 1? .....   | YES |
| Explanations: |  |     |
| 11.           | The data for this supplement is not required to be filed.  |     |
| 12.           | The data for this supplement is not required to be filed.  |     |
| 13.           | The data for this supplement is not required to be filed.  |     |
| 14.           | The data for this supplement is not required to be filed.  |     |
| 15.           | The data for this supplement is not required to be filed.  |     |
| 16.           | The data for this supplement is not required to be filed.  |     |
| 18.           | The data for this supplement is not required to be filed.  |     |
| 22.           | The data for this supplement is not required to be filed.  |     |
| 23.           | The data for this supplement is not required to be filed.  |     |
| 24.           | The data for this supplement is not required to be filed.  |     |
| 25.           | The data for this supplement is not required to be filed.  |     |
| 26.           | The data for this supplement is not required to be filed.  |     |
| 27.           | The data for this supplement is not required to be filed.  |     |
| 28.           | The data for this supplement is not required to be filed.  |     |
| 29.           | The data for this supplement is not required to be filed.  |     |
| 30.           | The data for this supplement is not required to be filed.  |     |
| 31.           | The data for this supplement is not required to be filed.  |     |
| 33.           | The data for this supplement is not required to be filed.  |     |
| 34.           | The data for this supplement is not required to be filed.  |     |
| 35.           | The data for this supplement is not required to be filed.  |     |
| 36.           | The data for this supplement is not required to be filed.  |     |
| 37.           | The data for this supplement is not required to be filed.  |     |

|            |  |
|------------|--|
| Bar Codes: |  |
| 11.        | SIS Stockholder Information Supplement [Document Identifier 420]                     |
|            |  |
| 12.        | Financial Guaranty Insurance Exhibit [Document Identifier 240]                       |
|            |  |
| 13.        | Medicare Supplement Insurance Experience Exhibit [Document Identifier 360]           |
|            |  |
| 14.        | Supplement A to Schedule T [Document Identifier 455]                                 |
|            |  |
| 15.        | Trusteed Surplus Statement [Document Identifier 490]                                 |
|            |  |
| 16.        | Premiums Attributed to Protected Cells Exhibit [Document Identifier 385]             |
|            |  |
| 18.        | Medicare Part D Coverage Supplement [Document Identifier 365]                        |
|            |  |

ANNUAL STATEMENT FOR THE YEAR 2023 OF THE VANLINER INSURANCE COMPANY

SUPPLEMENTAL EXHIBITS AND SCHEDULES INTERROGATORIES

|     |  |  |
|-----|--|--|
| 22. | Bail Bond Supplement [Document Identifier 500]   |  <div>211722023500000000</div>   |
| 23. | Director and Officer Insurance Coverage Supplement [Document Identifier 505]                                     |  <div>211722023505000000</div>   |
| 24. | Relief from the five-year rotation requirement for lead audit partner [Document Identifier 224]                  |  <div>211722023224000000</div>   |
| 25. | Relief from the one-year cooling off period for independent CPA [Document Identifier 225]                        |  <div>211722023225000000</div>   |
| 26. | Relief from the Requirements for Audit Committees [Document Identifier 226]                                      |  <div>211722023226000000</div>   |
| 27. | Reinsurance Counterparty Reporting Exception – Asbestos and Pollution Contracts [Document Identifier 555]        |  <div>211722023555000000</div>   |
| 28. | Exhibit of Other Liabilities by Lines of Business [Document Identifier 570]                                      |  <div>211722023570000000</div>   |
| 29. | Market Conduct Annual Statement (MCAS) Premium Exhibit [Document Identifier 600]                                 |  <div>211722023600000000</div>   |
| 30. | Credit Insurance Experience Exhibit [Document Identifier 230]  |  <div>211722023230000000</div>   |
| 31. | Long-Term Care Experience Reporting Forms [Document Identifier 306]  |  <div>211722023230600000</div>   |
| 33. | Supplemental Health Care Exhibit (Parts 1 and 2) [Document Identifier 216]                                       |  <div>211722023216000000</div>   |
| 34. | Cybersecurity and Identity Theft Insurance Coverage Supplement [Document Identifier 550]                         |  <div>211722023550000000</div>  |
| 35. | Life, Health & Annuity Guaranty Association Assessable Premium Exhibit - Parts 1 and 2 [Document Identifier 290] |  <div>211722023290000000</div> |
| 36. | Private Flood Insurance Supplement [Document Identifier 560]   |  <div>211722023560000000</div> |
| 37. | Will the Mortgage Guaranty Insurance Exhibit [Document Identifier 565]   |  <div>211722023565000000</div> |

ANNUAL STATEMENT FOR THE YEAR 2023 OF THE VANLINER INSURANCE COMPANY

OVERFLOW PAGE FOR WRITE-INS

Additional Write-ins for Assets Line 25

|       |   | Current Year |                    |                                      | Prior Year             |
|-------|---|--------------|--------------------|--------------------------------------|------------------------|
|       |   | 1            | 2                  | 3                                    | 4                      |
|       |   | Assets       | Nonadmitted Assets | Net Admitted Assets<br>(Cols. 1 - 2) | Net Admitted<br>Assets |
| 2504. | Prepaid expenses .....  | 205,016      | 205,016            | 0                                    | 0                      |
| 2597. | Summary of remaining write-ins for Line 25 from overflow page | 205,016      | 205,016            | 0                                    | 0                      |

Additional Write-ins for Underwriting and Investment Exhibit Part 3 Line 24

|       |   | 1                           | 2                              | 3                      | 4         |
|-------|---|-----------------------------|--------------------------------|------------------------|-----------|
|       |   | Loss Adjustment<br>Expenses | Other Underwriting<br>Expenses | Investment<br>Expenses | Total     |
| 2404. | Other Expenses .....  | 188,078                     | 5,039,850                      | 0                      | 5,227,928 |
| 2497. | Summary of remaining write-ins for Line 24 from overflow page | 188,078                     | 5,039,850                      | 0                      | 5,227,928 |



For The Year Ended December 31, 2023  
To Be Filed by March 1  
(A) Financial Impact

|  | 1           | 2                                     | 3  |
|--|-------------|---------------------------------------|--|
|  | As Reported | Interrogatory 9<br>Reinsurance Effect | Restated Without<br>Interrogatory 9<br>Reinsurance |
| A01. Assets .....                              | 722,678,896 | (4,183,506)                           | 726,862,402  |
| A02. Liabilities .....                         | 493,761,089 | (2,191,110)                           | 495,952,199  |
| A03. Surplus as regards to policyholders ..... | 228,917,807 | (1,992,396)                           | 230,910,203  |
| A04. Income before taxes                       | 33,276,356  | (2,372,559)                           | 35,648,915   |

[illegible]

D. If the response to General Interrogatory 9.4 (Part 2 Property & Casualty Interrogatories) is yes, explain below why the contracts are treated differently for GAAP and SAP.