



PROPERTY AND CASUALTY COMPANIES - ASSOCIATION EDITION

ANNUAL STATEMENT

FOR THE YEAR ENDED DECEMBER 31, 2023

OF THE CONDITION AND AFFAIRS OF THE

Dealers Assurance Company

NAIC Group Code

0315

(Current)

0000

(Prior)

NAIC Company Code

16705

Employer's ID Number

34-6513705

Organized under the Laws of

Ohio

State of Domicile or Port of Entry

OH

Country of Domicile

United States of America

Incorporated/Organized

08/02/1935

Commenced Business

08/02/1935

Statutory Home Office

41 South High Street Suite 1700

(Street and Number)

Columbus, OH, US 43215

(City or Town, State, Country and Zip Code)

Main Administrative Office

15920 Addison Road

(Street and Number)

Addison, TX, US 75001

(City or Town, State, Country and Zip Code)

800-282-8913

(Area Code) (Telephone Number)

Mail Address

15920 Addison Road

(Street and Number or P.O. Box)

Addison, TX, US 75001

(City or Town, State, Country and Zip Code)

Primary Location of Books and Records

15920 Addison Road

(Street and Number)

Addison, TX, US 75001

(City or Town, State, Country and Zip Code)

800-282-8913

(Area Code) (Telephone Number)

Internet Website Address

www.dealersassurance.com

Statutory Statement Contact

Linda Toy

(Name)

800-282-8913

(Area Code) (Telephone Number)

Linda.Toy@iaawg.com

(E-mail Address)

972-813-0812

(FAX Number)

OFFICERS

President

Kristen Anne Gruber

Treasurer

Linda Marie Toy

Secretary

Maryann Elizabeth Norwood

Assistant Secretary

Lisa Aileen Kirk

OTHER

Michael Lee Stickney, Managing Director

#Michael Perrett, Vice President, Chief Legal Counsel

Linda Marie Toy, Vice President

DIRECTORS OR TRUSTEES

Warren Van Genderen

Michael Lee Stickney

Douglas Alexander Carrothers

Denis Yves Ricard

Marilyn Rose Froelich

Douglas Curtis Oksendahl

Shelby Land Peavy

Normand Pepin

Yvon Charest

Willisch Ludwig

State of

Texas

County of

McLennan

SS

The officers of this reporting entity being duly sworn, each depose and say that they are the described officers of said reporting entity, and that on the reporting period stated above, all of the herein described assets were the absolute property of the said reporting entity, free and clear from any liens or claims thereon, except as herein stated, and that this statement, together with related exhibits, schedules and explanations therein contained, annexed or referred to, is a full and true statement of all the assets and liabilities and of the condition and affairs of the said reporting entity as of the reporting period stated above, and of its income and deductions therefrom for the period ended, and have been completed in accordance with the NAIC Annual Statement Instructions and Accounting Practices and Procedures manual except to the extent that: (1) state law may differ; or, (2) that state rules or regulations require differences in reporting not related to accounting practices and procedures, according to the best of their information, knowledge and belief, respectively. Furthermore, the scope of this attestation by the described officers also includes the related corresponding electronic filing with the NAIC, when required, that is an exact copy (except for formatting differences due to electronic filing) of the enclosed statement. The electronic filing may be requested by various regulators in lieu of or in addition to the enclosed statement.

Kristen A. Gruber

02/20/2024 04:33 PM CST

Maryann Norwood

02/20/2024 04:34 PM CST

Linda Toy

02/20/2024 04:38 PM CST

Kristen Anne Gruber

President

Maryann Elizabeth Norwood

Secretary

Linda Marie Toy

Treasurer

Subscribed and sworn to before me this

20th

day of

February, 2024

Jordan Bennett

02/20/2024 04:41 PM CST

a. Is this an original filing?

Yes [X] No []

b. If no,

1. State the amendment number.....

2. Date filed

3. Number of pages attached.....



ANNUAL STATEMENT FOR THE YEAR 2023 OF THE Dealers Assurance Company

EXHIBIT OF PREMIUMS AND LOSSES (Statutory Page 14)

NAIC Group Code 0315

BUSINESS IN THE STATE OF Alabama

DURING THE YEAR 2023

NAIC Company Code 16705

Line of Business	Gross Premiums, Including Policy and Membership Fees, Less Return Premiums and Premiums on Policies not Taken		3	4	5	6	7	8	9	10	11	12
	1 Direct Premiums Written	2 Direct Premiums Earned										
1. Fire			Dividends Paid or Credited to Policyholders on Direct Business	Direct Unearned Premium Reserves	Direct Losses Paid (deducting salvage)	Direct Losses Incurred	Direct Losses Unpaid	Direct Defense and Cost Containment Expense Paid	Direct Defense and Cost Containment Expense Incurred	Direct Defense and Cost Containment Expense Unpaid	Commissions and Brokerage Expenses	Taxes, Licenses and Fees
2.1 Allied Lines												
2.2 Multiple Peril Crop												
2.3 Federal Flood												
2.4. Private Crop												
2.5 Private Flood												
3. Farmowners Multiple Peril												
4. Homeowners Multiple Peril												
5.1 Commercial Multiple Peril (Non-Liability Portion)												
5.2 Commercial Multiple Peril (Liability Portion)												
6. Mortgage Guaranty												
8. Ocean Marine												
9. Inland Marine												
10. Financial Guaranty												
11.1 Medical Professional Liability - Occurrence												
11.2 Medical Professional Liability - Claims-Made												
12. Earthquake												
13.1 Comprehensive (hospital and medical) ind (b)												
13.2 Comprehensive (hospital and medical) group (b)												
14. Credit A&H (Group and Individual)												
15.1 Vision Only (b).....												
15.2 Dental Only (b)												
15.3 Disability Income (b)												
15.4 Medicare Supplement (b)												
15.5 Medicaid Title XIX (b)												
15.6 Medicare Title XVIII (b).....												
15.7 Long-Term Care (b)												
15.8 Federal Employees Health Benefits Plan (b)												
15.9 Other Health (b)												
16. Workers' Compensation												
17.1 Other Liability - Occurrence	849,143	663,093		1,294,729	407,591	539,755	174,452				(3,704)	41,423
17.2 Other Liability - Claims-Made												
17.3 Excess Workers' Compensation												
18.1 Products Liability - Occurrence												
18.2 Products Liability - Claims-Made												
19.1 Private Passenger Auto No-Fault (Personal Injury Protection)												
19.2 Other Private Passenger Auto Liability												
19.3 Commercial Auto No-Fault (Personal Injury Protection)												
19.4 Other Commercial Auto Liability												
21.1 Private Passenger Auto Physical Damage												
21.2 Commercial Auto Physical Damage												
22. Aircraft (all perils)												
23. Fidelity												
24. Surety												
26. Burglary and Theft												
27. Boiler and Machinery												
28. Credit												
29. International												
30. Warranty	3,045,675	4,129,063		2,594,495	2,288,291	2,306,629	142,335				(13,286)	140,844
31. Reins nonproportional assumed property	XXX	XXX	XXX	XXX	XXX	XXX	XXX	XXX	XXX	XXX	XXX	XXX
32. Reins nonproportional assumed liability	XXX	XXX	XXX	XXX	XXX	XXX	XXX	XXX	XXX	XXX	XXX	XXX
33. Reins nonproportional assumed financial lines	XXX	XXX	XXX	XXX	XXX	XXX	XXX	XXX	XXX	XXX	XXX	XXX
34. Aggregate Write-Ins for Other Lines of Business	0	0	0	0	0	0	0	0	0	0	0	0
35. Total (a)	3,894,818	4,792,156	0	3,889,224	2,695,882	2,846,384	316,786	0	0	0	(16,991)	182,267
DETAILS OF WRITE-INS												
3401.												
3402.												
3403.												
3498. Summary of remaining write-ins for Line 34 from overflow page	0	0	0	0	0	0	0	0	0	0	0	0
3499. Totals (Lines 3401 thru 3403 plus 3498)(Line 34 above)	0	0	0	0	0	0	0	0	0	0	0	0

(a) Finance and service charges not included in Lines 1 to 35 \$

(b) For health business on indicated lines report: Number of persons insured under PPO managed care products and number of persons insured under indemnity only products



ANNUAL STATEMENT FOR THE YEAR 2023 OF THE Dealers Assurance Company

EXHIBIT OF PREMIUMS AND LOSSES (Statutory Page 14)

NAIC Group Code 0315

BUSINESS IN THE STATE OF Alaska

DURING THE YEAR 2023

NAIC Company Code 16705

Line of Business	Gross Premiums, Including Policy and Membership Fees, Less Return Premiums and Premiums on Policies not Taken		3 Dividends Paid or Credited to Policyholders on Direct Business	4 Direct Unearned Premium Reserves	5 Direct Losses Paid (deducting salvage)	6 Direct Losses Incurred	7 Direct Losses Unpaid	8 Direct Defense and Cost Containment Expense Paid	9 Direct Defense and Cost Containment Expense Incurred	10 Direct Defense and Cost Containment Expense Unpaid	11 Commissions and Brokerage Expenses	12 Taxes, Licenses and Fees
	1 Direct Premiums Written	2 Direct Premiums Earned										
1. Fire												
2.1 Allied Lines												
2.2 Multiple Peril Crop												
2.3 Federal Flood												
2.4. Private Crop												
2.5 Private Flood												
3. Farmowners Multiple Peril												
4. Homeowners Multiple Peril												
5.1 Commercial Multiple Peril (Non-Liability Portion)												
5.2 Commercial Multiple Peril (Liability Portion)												
6. Mortgage Guaranty												
8. Ocean Marine												
9. Inland Marine												
10. Financial Guaranty												
11.1 Medical Professional Liability - Occurrence												
11.2 Medical Professional Liability - Claims-Made												
12. Earthquake												
13.1 Comprehensive (hospital and medical) ind (b)												
13.2 Comprehensive (hospital and medical) group (b)												
14. Credit A&H (Group and Individual)												
15.1 Vision Only (b).....												
15.2 Dental Only (b)												
15.3 Disability Income (b)												
15.4 Medicare Supplement (b)												
15.5 Medicaid Title XIX (b)												
15.6 Medicare Title XVIII (b).....												
15.7 Long-Term Care (b)												
15.8 Federal Employees Health Benefits Plan (b)												
15.9 Other Health (b)												
16. Workers' Compensation												
17.1 Other Liability - Occurrence	0	0		0	0	0	0	0			0	0
17.2 Other Liability - Claims-Made												
17.3 Excess Workers' Compensation												
18.1 Products Liability - Occurrence												
18.2 Products Liability - Claims-Made												
19.1 Private Passenger Auto No-Fault (Personal Injury Protection)												
19.2 Other Private Passenger Auto Liability												
19.3 Commercial Auto No-Fault (Personal Injury Protection)												
19.4 Other Commercial Auto Liability												
21.1 Private Passenger Auto Physical Damage												
21.2 Commercial Auto Physical Damage												
22. Aircraft (all perils)												
23. Fidelity												
24. Surety												
26. Burglary and Theft												
27. Boiler and Machinery												
28. Credit												
29. International												
30. Warranty	114,653	170,523		161,096	156,661	155,338	8,891				(500)	2,837
31. Reins nonproportional assumed property	XXX	XXX	XXX	XXX	XXX	XXX	XXX	XXX	XXX	XXX	XXX	XXX
32. Reins nonproportional assumed liability	XXX	XXX	XXX	XXX	XXX	XXX	XXX	XXX	XXX	XXX	XXX	XXX
33. Reins nonproportional assumed financial lines	XXX	XXX	XXX	XXX	XXX	XXX	XXX	XXX	XXX	XXX	XXX	XXX
34. Aggregate Write-Ins for Other Lines of Business	0	0	0	0	0	0	0	0	0	0	0	0
35. Total (a)	114,653	170,523	0	161,096	156,661	155,338	8,891	0	0	0	(500)	2,837
DETAILS OF WRITE-INS												
3401.												
3402.												
3403.												
3498. Summary of remaining write-ins for Line 34 from overflow page	0	0	0	0	0	0	0	0	0	0	0	0
3499. Totals (Lines 3401 thru 3403 plus 3498)(Line 34 above)	0	0	0	0	0	0	0	0	0	0	0	0

(a) Finance and service charges not included in Lines 1 to 35 \$

(b) For health business on indicated lines report: Number of persons insured under PPO managed care products and number of persons insured under indemnity only products



ANNUAL STATEMENT FOR THE YEAR 2023 OF THE Dealers Assurance Company

EXHIBIT OF PREMIUMS AND LOSSES (Statutory Page 14)

NAIC Group Code 0315

BUSINESS IN THE STATE OF Arizona

DURING THE YEAR 2023

NAIC Company Code 16705

Line of Business	Gross Premiums, Including Policy and Membership Fees, Less Return Premiums and Premiums on Policies not Taken		3	4	5	6	7	8	9	10	11	12
	1	2										
	Direct Premiums Written	Direct Premiums Earned	Dividends Paid or Credited to Policyholders on Direct Business	Direct Unearned Premium Reserves	Direct Losses Paid (deducting salvage)	Direct Losses Incurred	Direct Losses Unpaid	Direct Defense and Cost Containment Expense Paid	Direct Defense and Cost Containment Expense Incurred	Direct Defense and Cost Containment Expense Unpaid	Commissions and Brokerage Expenses	Taxes, Licenses and Fees
1. Fire												
2.1 Allied Lines												
2.2 Multiple Peril Crop												
2.3 Federal Flood												
2.4. Private Crop												
2.5 Private Flood												
3. Farmowners Multiple Peril												
4. Homeowners Multiple Peril												
5.1 Commercial Multiple Peril (Non-Liability Portion)												
5.2 Commercial Multiple Peril (Liability Portion)												
6. Mortgage Guaranty												
8. Ocean Marine												
9. Inland Marine												
10. Financial Guaranty												
11.1 Medical Professional Liability - Occurrence												
11.2 Medical Professional Liability - Claims-Made												
12. Earthquake												
13.1 Comprehensive (hospital and medical) ind (b)												
13.2 Comprehensive (hospital and medical) group (b)												
14. Credit A&H (Group and Individual)												
15.1 Vision Only (b).....												
15.2 Dental Only (b)												
15.3 Disability Income (b)												
15.4 Medicare Supplement (b)												
15.5 Medicaid Title XIX (b)												
15.6 Medicare Title XVIII (b).....												
15.7 Long-Term Care (b)												
15.8 Federal Employees Health Benefits Plan (b)												
15.9 Other Health (b)												
16. Workers' Compensation												
17.1 Other Liability - Occurrence	517,223	279,983		916,970	181,475	238,159	71,237				(2,256)	11,410
17.2 Other Liability - Claims-Made												
17.3 Excess Workers' Compensation												
18.1 Products Liability - Occurrence												
18.2 Products Liability - Claims-Made												
19.1 Private Passenger Auto No-Fault (Personal Injury Protection)												
19.2 Other Private Passenger Auto Liability												
19.3 Commercial Auto No-Fault (Personal Injury Protection)												
19.4 Other Commercial Auto Liability												
21.1 Private Passenger Auto Physical Damage												
21.2 Commercial Auto Physical Damage												
22. Aircraft (all perils)												
23. Fidelity												
24. Surety												
26. Burglary and Theft												
27. Boiler and Machinery												
28. Credit												
29. International												
30. Warranty	699,316	905,151		642,287	439,282	448,413	30,410				(3,051)	11,074
31. Reins nonproportional assumed property	XXX	XXX	XXX	XXX	XXX	XXX	XXX	XXX	XXX	XXX	XXX	XXX
32. Reins nonproportional assumed liability	XXX	XXX	XXX	XXX	XXX	XXX	XXX	XXX	XXX	XXX	XXX	XXX
33. Reins nonproportional assumed financial lines	XXX	XXX	XXX	XXX	XXX	XXX	XXX	XXX	XXX	XXX	XXX	XXX
34. Aggregate Write-Ins for Other Lines of Business	0	0	0	0	0	0	0	0	0	0	0	0
35. Total (a)	1,216,539	1,185,134	0	1,559,257	620,757	686,572	101,647	0	0	0	(5,307)	22,484
DETAILS OF WRITE-INS												
3401.												
3402.												
3403.												
3498. Summary of remaining write-ins for Line 34 from overflow page	0	0	0	0	0	0	0	0	0	0	0	0
3499. Totals (Lines 3401 thru 3403 plus 3498)(Line 34 above)	0	0	0	0	0	0	0	0	0	0	0	0

(a) Finance and service charges not included in Lines 1 to 35 \$
(b) For health business on indicated lines report: Number of persons insured under PPO managed care products and number of persons insured under indemnity only products



ANNUAL STATEMENT FOR THE YEAR 2023 OF THE Dealers Assurance Company
EXHIBIT OF PREMIUMS AND LOSSES (Statutory Page 14)

NAIC Group Code 0315 BUSINESS IN THE STATE OF Arkansas DURING THE YEAR 2023 NAIC Company Code 16705

Line of Business	Gross Premiums, Including Policy and Membership Fees, Less Return Premiums and Premiums on Policies not Taken		3 Dividends Paid or Credited to Policyholders on Direct Business	4 Direct Unearned Premium Reserves	5 Direct Losses Paid (deducting salvage)	6 Direct Losses Incurred	7 Direct Losses Unpaid	8 Direct Defense and Cost Containment Expense Paid	9 Direct Defense and Cost Containment Expense Incurred	10 Direct Defense and Cost Containment Expense Unpaid	11 Commissions and Brokerage Expenses	12 Taxes, Licenses and Fees
	1 Direct Premiums Written	2 Direct Premiums Earned										
1. Fire												
2.1 Allied Lines												
2.2 Multiple Peril Crop												
2.3 Federal Flood												
2.4. Private Crop												
2.5 Private Flood												
3. Farmowners Multiple Peril												
4. Homeowners Multiple Peril												
5.1 Commercial Multiple Peril (Non-Liability Portion)												
5.2 Commercial Multiple Peril (Liability Portion)												
6. Mortgage Guaranty												
8. Ocean Marine												
9. Inland Marine												
10. Financial Guaranty												
11.1 Medical Professional Liability - Occurrence												
11.2 Medical Professional Liability - Claims-Made												
12. Earthquake												
13.1 Comprehensive (hospital and medical) ind (b)												
13.2 Comprehensive (hospital and medical) group (b)												
14. Credit A&H (Group and Individual)												
15.1 Vision Only (b).....												
15.2 Dental Only (b)												
15.3 Disability Income (b)												
15.4 Medicare Supplement (b)												
15.5 Medicaid Title XIX (b)												
15.6 Medicare Title XVIII (b).....												
15.7 Long-Term Care (b)												
15.8 Federal Employees Health Benefits Plan (b)												
15.9 Other Health (b)												
16. Workers' Compensation												
17.1 Other Liability - Occurrence	52,909	8,678		51,954	0	2,464	2,599				(231)	1,523
17.2 Other Liability - Claims-Made												
17.3 Excess Workers' Compensation												
18.1 Products Liability - Occurrence												
18.2 Products Liability - Claims-Made												
19.1 Private Passenger Auto No-Fault (Personal Injury Protection)												
19.2 Other Private Passenger Auto Liability												
19.3 Commercial Auto No-Fault (Personal Injury Protection)												
19.4 Other Commercial Auto Liability												
21.1 Private Passenger Auto Physical Damage												
21.2 Commercial Auto Physical Damage												
22. Aircraft (all perils)												
23. Fidelity												
24. Surety												
26. Burglary and Theft												
27. Boiler and Machinery												
28. Credit												
29. International												
30. Warranty	3,646,035	2,707,120		3,059,986	2,269,456	2,338,725	169,012				(15,905)	82,923
31. Reins nonproportional assumed property	XXX	XXX	XXX	XXX	XXX	XXX	XXX	XXX	XXX	XXX	XXX	XXX
32. Reins nonproportional assumed liability	XXX	XXX	XXX	XXX	XXX	XXX	XXX	XXX	XXX	XXX	XXX	XXX
33. Reins nonproportional assumed financial lines	XXX	XXX	XXX	XXX	XXX	XXX	XXX	XXX	XXX	XXX	XXX	XXX
34. Aggregate Write-Ins for Other Lines of Business	0	0	0	0	0	0	0	0	0	0	0	0
35. Total (a)	3,698,944	2,715,798	0	3,111,941	2,269,456	2,341,189	171,611	0	0	0	(16,136)	84,445
DETAILS OF WRITE-INS												
3401.												
3402.												
3403.												
3498. Summary of remaining write-ins for Line 34 from overflow page	0	0	0	0	0	0	0	0	0	0	0	0
3499. Totals (Lines 3401 thru 3403 plus 3498)(Line 34 above)	0	0	0	0	0	0	0	0	0	0	0	0

(a) Finance and service charges not included in Lines 1 to 35 \$
(b) For health business on indicated lines report: Number of persons insured under PPO managed care products and number of persons insured under indemnity only products



ANNUAL STATEMENT FOR THE YEAR 2023 OF THE Dealers Assurance Company

EXHIBIT OF PREMIUMS AND LOSSES (Statutory Page 14)

NAIC Group Code 0315

BUSINESS IN THE STATE OF California

DURING THE YEAR 2023

NAIC Company Code 16705

Line of Business	Gross Premiums, Including Policy and Membership Fees, Less Return Premiums and Premiums on Policies not Taken		3	4	5	6	7	8	9	10	11	12
	1 Direct Premiums Written	2 Direct Premiums Earned										
1. Fire												
2.1 Allied Lines												
2.2 Multiple Peril Crop												
2.3 Federal Flood												
2.4. Private Crop												
2.5 Private Flood												
3. Farmowners Multiple Peril												
4. Homeowners Multiple Peril												
5.1 Commercial Multiple Peril (Non-Liability Portion)												
5.2 Commercial Multiple Peril (Liability Portion)												
6. Mortgage Guaranty												
8. Ocean Marine												
9. Inland Marine												
10. Financial Guaranty												
11.1 Medical Professional Liability - Occurrence												
11.2 Medical Professional Liability - Claims-Made												
12. Earthquake												
13.1 Comprehensive (hospital and medical) ind (b)												
13.2 Comprehensive (hospital and medical) group (b)												
14. Credit A&H (Group and Individual)												
15.1 Vision Only (b).....												
15.2 Dental Only (b)												
15.3 Disability Income (b)												
15.4 Medicare Supplement (b)												
15.5 Medicaid Title XIX (b)												
15.6 Medicare Title XVIII (b).....												
15.7 Long-Term Care (b)												
15.8 Federal Employees Health Benefits Plan (b)												
15.9 Other Health (b)												
16. Workers' Compensation												
17.1 Other Liability - Occurrence	622,858	1,053,744		2,356,904	273,728	400,488	173,269				(2,717)	25,246
17.2 Other Liability - Claims-Made												
17.3 Excess Workers' Compensation												
18.1 Products Liability - Occurrence												
18.2 Products Liability - Claims-Made												
19.1 Private Passenger Auto No-Fault (Personal Injury Protection)												
19.2 Other Private Passenger Auto Liability												
19.3 Commercial Auto No-Fault (Personal Injury Protection)												
19.4 Other Commercial Auto Liability												
21.1 Private Passenger Auto Physical Damage												
21.2 Commercial Auto Physical Damage												
22. Aircraft (all perils)												
23. Fidelity												
24. Surety												
26. Burglary and Theft												
27. Boiler and Machinery												
28. Credit												
29. International												
30. Warranty	1,007,705	2,225,205		1,318,431	827,337	824,905	64,863				(4,396)	21,735
31. Reins nonproportional assumed property	XXX	XXX	XXX	XXX	XXX	XXX	XXX	XXX	XXX	XXX	XXX	XXX
32. Reins nonproportional assumed liability	XXX	XXX	XXX	XXX	XXX	XXX	XXX	XXX	XXX	XXX	XXX	XXX
33. Reins nonproportional assumed financial lines	XXX	XXX	XXX	XXX	XXX	XXX	XXX	XXX	XXX	XXX	XXX	XXX
34. Aggregate Write-Ins for Other Lines of Business	0	0	0	0	0	0	0	0	0	0	0	0
35. Total (a)	1,630,563	3,278,949	0	3,675,335	1,101,065	1,225,393	238,132	0	0	0	(7,113)	46,982
DETAILS OF WRITE-INS												
3401.												
3402.												
3403.												
3498. Summary of remaining write-ins for Line 34 from overflow page	0	0	0	0	0	0	0	0	0	0	0	0
3499. Totals (Lines 3401 thru 3403 plus 3498)(Line 34 above)	0	0	0	0	0	0	0	0	0	0	0	0

(a) Finance and service charges not included in Lines 1 to 35 \$

(b) For health business on indicated lines report: Number of persons insured under PPO managed care products and number of persons insured under indemnity only products



ANNUAL STATEMENT FOR THE YEAR 2023 OF THE Dealers Assurance Company

EXHIBIT OF PREMIUMS AND LOSSES (Statutory Page 14)

NAIC Group Code 0315

BUSINESS IN THE STATE OF Colorado

DURING THE YEAR 2023

NAIC Company Code 16705

Line of Business	Gross Premiums, Including Policy and Membership Fees, Less Return Premiums and Premiums on Policies not Taken		3	4	5	6	7	8	9	10	11	12
	1	2										
	Direct Premiums Written	Direct Premiums Earned	Dividends Paid or Credited to Policyholders on Direct Business	Direct Unearned Premium Reserves	Direct Losses Paid (deducting salvage)	Direct Losses Incurred	Direct Losses Unpaid	Direct Defense and Cost Containment Expense Paid	Direct Defense and Cost Containment Expense Incurred	Direct Defense and Cost Containment Expense Unpaid	Commissions and Brokerage Expenses	Taxes, Licenses and Fees
1. Fire												
2.1 Allied Lines												
2.2 Multiple Peril Crop												
2.3 Federal Flood												
2.4. Private Crop												
2.5 Private Flood												
3. Farmowners Multiple Peril												
4. Homeowners Multiple Peril												
5.1 Commercial Multiple Peril (Non-Liability Portion)												
5.2 Commercial Multiple Peril (Liability Portion)												
6. Mortgage Guaranty												
8. Ocean Marine												
9. Inland Marine												
10. Financial Guaranty												
11.1 Medical Professional Liability - Occurrence												
11.2 Medical Professional Liability - Claims-Made												
12. Earthquake												
13.1 Comprehensive (hospital and medical) ind (b)												
13.2 Comprehensive (hospital and medical) group (b)												
14. Credit A&H (Group and Individual)												
15.1 Vision Only (b).....												
15.2 Dental Only (b)												
15.3 Disability Income (b)												
15.4 Medicare Supplement (b)												
15.5 Medicaid Title XIX (b)												
15.6 Medicare Title XVIII (b).....												
15.7 Long-Term Care (b)												
15.8 Federal Employees Health Benefits Plan (b)												
15.9 Other Health (b)												
16. Workers' Compensation												
17.1 Other Liability - Occurrence	207,275	151,443		278,387	104,308	131,354	35,381				(904)	4,945
17.2 Other Liability - Claims-Made												
17.3 Excess Workers' Compensation												
18.1 Products Liability - Occurrence												
18.2 Products Liability - Claims-Made												
19.1 Private Passenger Auto No-Fault (Personal Injury Protection)												
19.2 Other Private Passenger Auto Liability												
19.3 Commercial Auto No-Fault (Personal Injury Protection)												
19.4 Other Commercial Auto Liability												
21.1 Private Passenger Auto Physical Damage												
21.2 Commercial Auto Physical Damage												
22. Aircraft (all perils)												
23. Fidelity												
24. Surety												
26. Burglary and Theft												
27. Boiler and Machinery												
28. Credit												
29. International												
30. Warranty	26,076,590	20,347,998		50,141,309	10,334,412	10,183,041	350,086				(113,756)	462,663
31. Reins nonproportional assumed property	XXX	XXX	XXX	XXX	XXX	XXX	XXX	XXX	XXX	XXX	XXX	XXX
32. Reins nonproportional assumed liability	XXX	XXX	XXX	XXX	XXX	XXX	XXX	XXX	XXX	XXX	XXX	XXX
33. Reins nonproportional assumed financial lines	XXX	XXX	XXX	XXX	XXX	XXX	XXX	XXX	XXX	XXX	XXX	XXX
34. Aggregate Write-Ins for Other Lines of Business	0	0	0	0	0	0	0	0	0	0	0	0
35. Total (a)	26,283,864	20,499,441	0	50,419,696	10,438,720	10,314,395	385,467	0	0	0	(114,660)	467,608
DETAILS OF WRITE-INS												
3401.												
3402.												
3403.												
3498. Summary of remaining write-ins for Line 34 from overflow page	0	0	0	0	0	0	0	0	0	0	0	0
3499. Totals (Lines 3401 thru 3403 plus 3498)(Line 34 above)	0	0	0	0	0	0	0	0	0	0	0	0

(a) Finance and service charges not included in Lines 1 to 35 \$

(b) For health business on indicated lines report: Number of persons insured under PPO managed care products and number of persons insured under indemnity only products



ANNUAL STATEMENT FOR THE YEAR 2023 OF THE Dealers Assurance Company

EXHIBIT OF PREMIUMS AND LOSSES (Statutory Page 14)

NAIC Group Code 0315 BUSINESS IN THE STATE OF Connecticut DURING THE YEAR 2023 NAIC Company Code 16705

Line of Business	Gross Premiums, Including Policy and Membership Fees, Less Return Premiums and Premiums on Policies not Taken		3	4	5	6	7	8	9	10	11	12
	1	2										
	Direct Premiums Written	Direct Premiums Earned	Dividends Paid or Credited to Policyholders on Direct Business	Direct Unearned Premium Reserves	Direct Losses Paid (deducting salvage)	Direct Losses Incurred	Direct Losses Unpaid	Direct Defense and Cost Containment Expense Paid	Direct Defense and Cost Containment Expense Incurred	Direct Defense and Cost Containment Expense Unpaid	Commissions and Brokerage Expenses	Taxes, Licenses and Fees
1. Fire												
2.1 Allied Lines												
2.2 Multiple Peril Crop												
2.3 Federal Flood												
2.4. Private Crop												
2.5 Private Flood												
3. Farmowners Multiple Peril												
4. Homeowners Multiple Peril												
5.1 Commercial Multiple Peril (Non-Liability Portion)												
5.2 Commercial Multiple Peril (Liability Portion)												
6. Mortgage Guaranty												
8. Ocean Marine												
9. Inland Marine												
10. Financial Guaranty												
11.1 Medical Professional Liability - Occurrence												
11.2 Medical Professional Liability - Claims-Made												
12. Earthquake												
13.1 Comprehensive (hospital and medical) ind (b)												
13.2 Comprehensive (hospital and medical) group (b)												
14. Credit A&H (Group and Individual)												
15.1 Vision Only (b).....												
15.2 Dental Only (b)												
15.3 Disability Income (b)												
15.4 Medicare Supplement (b)												
15.5 Medicaid Title XIX (b)												
15.6 Medicare Title XVIII (b).....												
15.7 Long-Term Care (b)												
15.8 Federal Employees Health Benefits Plan (b)												
15.9 Other Health (b)												
16. Workers' Compensation												
17.1 Other Liability - Occurrence	351,941	249,945		482,027	150,113	200,530	66,104				(1,535)	6,089
17.2 Other Liability - Claims-Made												
17.3 Excess Workers' Compensation												
18.1 Products Liability - Occurrence												
18.2 Products Liability - Claims-Made												
19.1 Private Passenger Auto No-Fault (Personal Injury Protection)												
19.2 Other Private Passenger Auto Liability												
19.3 Commercial Auto No-Fault (Personal Injury Protection)												
19.4 Other Commercial Auto Liability												
21.1 Private Passenger Auto Physical Damage												
21.2 Commercial Auto Physical Damage												
22. Aircraft (all perils)												
23. Fidelity												
24. Surety												
26. Burglary and Theft												
27. Boiler and Machinery												
28. Credit												
29. International												
30. Warranty	1,141,575	1,126,305		1,079,566	610,906	634,154	54,854				(4,980)	14,571
31. Reins nonproportional assumed property	XXX	XXX	XXX	XXX	XXX	XXX	XXX	XXX	XXX	XXX	XXX	XXX
32. Reins nonproportional assumed liability	XXX	XXX	XXX	XXX	XXX	XXX	XXX	XXX	XXX	XXX	XXX	XXX
33. Reins nonproportional assumed financial lines	XXX	XXX	XXX	XXX	XXX	XXX	XXX	XXX	XXX	XXX	XXX	XXX
34. Aggregate Write-Ins for Other Lines of Business	0	0	0	0	0	0	0	0	0	0	0	0
35. Total (a)	1,493,517	1,376,249	0	1,561,593	761,019	834,684	120,958	0	0	0	(6,515)	20,660
DETAILS OF WRITE-INS												
3401.												
3402.												
3403.												
3498. Summary of remaining write-ins for Line 34 from overflow page	0	0	0	0	0	0	0	0	0	0	0	0
3499. Totals (Lines 3401 thru 3403 plus 3498)(Line 34 above)	0	0	0	0	0	0	0	0	0	0	0	0

(a) Finance and service charges not included in Lines 1 to 35 \$
(b) For health business on indicated lines report: Number of persons insured under PPO managed care products and number of persons insured under indemnity only products



ANNUAL STATEMENT FOR THE YEAR 2023 OF THE Dealers Assurance Company

EXHIBIT OF PREMIUMS AND LOSSES (Statutory Page 14)

NAIC Group Code 0315

BUSINESS IN THE STATE OF Delaware

DURING THE YEAR 2023

NAIC Company Code 16705

Line of Business	Gross Premiums, Including Policy and Membership Fees, Less Return Premiums and Premiums on Policies not Taken		3	4	5	6	7	8	9	10	11	12
	1 Direct Premiums Written	2 Direct Premiums Earned										
1. Fire												
2.1 Allied Lines												
2.2 Multiple Peril Crop												
2.3 Federal Flood												
2.4. Private Crop												
2.5 Private Flood												
3. Farmowners Multiple Peril												
4. Homeowners Multiple Peril												
5.1 Commercial Multiple Peril (Non-Liability Portion)												
5.2 Commercial Multiple Peril (Liability Portion)												
6. Mortgage Guaranty												
8. Ocean Marine												
9. Inland Marine												
10. Financial Guaranty												
11.1 Medical Professional Liability - Occurrence												
11.2 Medical Professional Liability - Claims-Made												
12. Earthquake												
13.1 Comprehensive (hospital and medical) ind (b)												
13.2 Comprehensive (hospital and medical) group (b)												
14. Credit A&H (Group and Individual)												
15.1 Vision Only (b).....												
15.2 Dental Only (b)												
15.3 Disability Income (b)												
15.4 Medicare Supplement (b)												
15.5 Medicaid Title XIX (b)												
15.6 Medicare Title XVIII (b).....												
15.7 Long-Term Care (b)												
15.8 Federal Employees Health Benefits Plan (b)												
15.9 Other Health (b)												
16. Workers' Compensation												
17.1 Other Liability - Occurrence	100,585	72,743		153,295	46,586	63,427	22,202				(439)	7,690
17.2 Other Liability - Claims-Made												
17.3 Excess Workers' Compensation												
18.1 Products Liability - Occurrence												
18.2 Products Liability - Claims-Made												
19.1 Private Passenger Auto No-Fault (Personal Injury Protection)												
19.2 Other Private Passenger Auto Liability												
19.3 Commercial Auto No-Fault (Personal Injury Protection)												
19.4 Other Commercial Auto Liability												
21.1 Private Passenger Auto Physical Damage												
21.2 Commercial Auto Physical Damage												
22. Aircraft (all perils)												
23. Fidelity												
24. Surety												
26. Burglary and Theft												
27. Boiler and Machinery												
28. Credit												
29. International												
30. Warranty	1,243,585	6,482,407		11,369,509	5,460,885	5,347,423	435,541				(5,425)	22,240
31. Reins nonproportional assumed property	XXX	XXX	XXX	XXX	XXX	XXX	XXX	XXX	XXX	XXX	XXX	XXX
32. Reins nonproportional assumed liability	XXX	XXX	XXX	XXX	XXX	XXX	XXX	XXX	XXX	XXX	XXX	XXX
33. Reins nonproportional assumed financial lines	XXX	XXX	XXX	XXX	XXX	XXX	XXX	XXX	XXX	XXX	XXX	XXX
34. Aggregate Write-Ins for Other Lines of Business	0	0	0	0	0	0	0	0	0	0	0	0
35. Total (a)	1,344,170	6,555,151	0	11,522,804	5,507,471	5,410,850	457,743	0	0	0	(5,864)	29,930
DETAILS OF WRITE-INS												
3401.												
3402.												
3403.												
3498. Summary of remaining write-ins for Line 34 from overflow page	0	0	0	0	0	0	0	0	0	0	0	0
3499. Totals (Lines 3401 thru 3403 plus 3498)(Line 34 above)	0	0	0	0	0	0	0	0	0	0	0	0

(a) Finance and service charges not included in Lines 1 to 35 \$

(b) For health business on indicated lines report: Number of persons insured under PPO managed care products and number of persons insured under indemnity only products



ANNUAL STATEMENT FOR THE YEAR 2023 OF THE Dealers Assurance Company

EXHIBIT OF PREMIUMS AND LOSSES (Statutory Page 14)

NAIC Group Code 0315

BUSINESS IN THE STATE OF District of Columbia

DURING THE YEAR 2023

NAIC Company Code 16705

Line of Business	Gross Premiums, Including Policy and Membership Fees, Less Return Premiums and Premiums on Policies not Taken		3 Dividends Paid or Credited to Policyholders on Direct Business	4 Direct Unearned Premium Reserves	5 Direct Losses Paid (deducting salvage)	6 Direct Losses Incurred	7 Direct Losses Unpaid	8 Direct Defense and Cost Containment Expense Paid	9 Direct Defense and Cost Containment Expense Incurred	10 Direct Defense and Cost Containment Expense Unpaid	11 Commissions and Brokerage Expenses	12 Taxes, Licenses and Fees
	1 Direct Premiums Written	2 Direct Premiums Earned										
1. Fire												
2.1 Allied Lines												
2.2 Multiple Peril Crop												
2.3 Federal Flood												
2.4. Private Crop												
2.5 Private Flood												
3. Farmowners Multiple Peril												
4. Homeowners Multiple Peril												
5.1 Commercial Multiple Peril (Non-Liability Portion)												
5.2 Commercial Multiple Peril (Liability Portion)												
6. Mortgage Guaranty												
8. Ocean Marine												
9. Inland Marine												
10. Financial Guaranty												
11.1 Medical Professional Liability - Occurrence												
11.2 Medical Professional Liability - Claims-Made												
12. Earthquake												
13.1 Comprehensive (hospital and medical) ind (b)												
13.2 Comprehensive (hospital and medical) group (b)												
14. Credit A&H (Group and Individual)												
15.1 Vision Only (b).....												
15.2 Dental Only (b)												
15.3 Disability Income (b)												
15.4 Medicare Supplement (b)												
15.5 Medicaid Title XIX (b)												
15.6 Medicare Title XVIII (b).....												
15.7 Long-Term Care (b)												
15.8 Federal Employees Health Benefits Plan (b)												
15.9 Other Health (b)												
16. Workers' Compensation												
17.1 Other Liability - Occurrence	0	0		0	0	0	0	0			0	315
17.2 Other Liability - Claims-Made												
17.3 Excess Workers' Compensation												
18.1 Products Liability - Occurrence												
18.2 Products Liability - Claims-Made												
19.1 Private Passenger Auto No-Fault (Personal Injury Protection)												
19.2 Other Private Passenger Auto Liability												
19.3 Commercial Auto No-Fault (Personal Injury Protection)												
19.4 Other Commercial Auto Liability												
21.1 Private Passenger Auto Physical Damage												
21.2 Commercial Auto Physical Damage												
22. Aircraft (all perils)												
23. Fidelity												
24. Surety												
26. Burglary and Theft												
27. Boiler and Machinery												
28. Credit												
29. International												
30. Warranty	6,388	7,060		11,593	0	0	0	0			(28)	104
31. Reins nonproportional assumed property	XXX	XXX	XXX	XXX	XXX	XXX	XXX	XXX	XXX	XXX	XXX	XXX
32. Reins nonproportional assumed liability	XXX	XXX	XXX	XXX	XXX	XXX	XXX	XXX	XXX	XXX	XXX	XXX
33. Reins nonproportional assumed financial lines	XXX	XXX	XXX	XXX	XXX	XXX	XXX	XXX	XXX	XXX	XXX	XXX
34. Aggregate Write-Ins for Other Lines of Business	0	0	0	0	0	0	0	0	0	0	0	0
35. Total (a)	6,388	7,060	0	11,593	0	0	0	0	0	0	(28)	419
DETAILS OF WRITE-INS												
3401.												
3402.												
3403.												
3498. Summary of remaining write-ins for Line 34 from overflow page	0	0	0	0	0	0	0	0	0	0	0	0
3499. Totals (Lines 3401 thru 3403 plus 3498)(Line 34 above)	0	0	0	0	0	0	0	0	0	0	0	0

(a) Finance and service charges not included in Lines 1 to 35 \$

(b) For health business on indicated lines report: Number of persons insured under PPO managed care products and number of persons insured under indemnity only products



ANNUAL STATEMENT FOR THE YEAR 2023 OF THE Dealers Assurance Company
EXHIBIT OF PREMIUMS AND LOSSES (Statutory Page 14)

NAIC Group Code 0315 BUSINESS IN THE STATE OF Florida DURING THE YEAR 2023 NAIC Company Code 16705

Line of Business	Gross Premiums, Including Policy and Membership Fees, Less Return Premiums and Premiums on Policies not Taken		3 Dividends Paid or Credited to Policyholders on Direct Business	4 Direct Unearned Premium Reserves	5 Direct Losses Paid (deducting salvage)	6 Direct Losses Incurred	7 Direct Losses Unpaid	8 Direct Defense and Cost Containment Expense Paid	9 Direct Defense and Cost Containment Expense Incurred	10 Direct Defense and Cost Containment Expense Unpaid	11 Commissions and Brokerage Expenses	12 Taxes, Licenses and Fees
	1 Direct Premiums Written	2 Direct Premiums Earned										
1. Fire												
2.1 Allied Lines												
2.2 Multiple Peril Crop												
2.3 Federal Flood												
2.4. Private Crop												
2.5 Private Flood												
3. Farmowners Multiple Peril												
4. Homeowners Multiple Peril												
5.1 Commercial Multiple Peril (Non-Liability Portion)												
5.2 Commercial Multiple Peril (Liability Portion)												
6. Mortgage Guaranty												
8. Ocean Marine												
9. Inland Marine												
10. Financial Guaranty												
11.1 Medical Professional Liability - Occurrence												
11.2 Medical Professional Liability - Claims-Made												
12. Earthquake												
13.1 Comprehensive (hospital and medical) ind (b)												
13.2 Comprehensive (hospital and medical) group (b)												
14. Credit A&H (Group and Individual)												
15.1 Vision Only (b).....												
15.2 Dental Only (b)												
15.3 Disability Income (b)												
15.4 Medicare Supplement (b)												
15.5 Medicaid Title XIX (b)												
15.6 Medicare Title XVIII (b).....												
15.7 Long-Term Care (b)												
15.8 Federal Employees Health Benefits Plan (b)												
15.9 Other Health (b)												
16. Workers' Compensation												
17.1 Other Liability - Occurrence	1,781,742	1,333,712		2,535,845	811,222	1,084,728	360,118				(7,773)	176,964
17.2 Other Liability - Claims-Made												
17.3 Excess Workers' Compensation												
18.1 Products Liability - Occurrence												
18.2 Products Liability - Claims-Made												
19.1 Private Passenger Auto No-Fault (Personal Injury Protection)												
19.2 Other Private Passenger Auto Liability												
19.3 Commercial Auto No-Fault (Personal Injury Protection)												
19.4 Other Commercial Auto Liability												
21.1 Private Passenger Auto Physical Damage												
21.2 Commercial Auto Physical Damage												
22. Aircraft (all perils)												
23. Fidelity												
24. Surety												
26. Burglary and Theft												
27. Boiler and Machinery												
28. Credit												
29. International												
30. Warranty	14,990,676	12,701,393		34,347,801	7,375,318	7,444,844	722,524				(65,395)	233,019
31. Reins nonproportional assumed property	XXX	XXX	XXX	XXX	XXX	XXX	XXX	XXX	XXX	XXX	XXX	XXX
32. Reins nonproportional assumed liability	XXX	XXX	XXX	XXX	XXX	XXX	XXX	XXX	XXX	XXX	XXX	XXX
33. Reins nonproportional assumed financial lines	XXX	XXX	XXX	XXX	XXX	XXX	XXX	XXX	XXX	XXX	XXX	XXX
34. Aggregate Write-Ins for Other Lines of Business	0	0	0	0	0	0	0	0	0	0	0	0
35. Total (a)	16,772,417	14,035,104	0	36,883,646	8,186,540	8,529,572	1,082,643	0	0	0	(73,168)	409,984
DETAILS OF WRITE-INS												
3401.												
3402.												
3403.												
3498. Summary of remaining write-ins for Line 34 from overflow page	0	0	0	0	0	0	0	0	0	0	0	0
3499. Totals (Lines 3401 thru 3403 plus 3498)(Line 34 above)	0	0	0	0	0	0	0	0	0	0	0	0

(a) Finance and service charges not included in Lines 1 to 35 \$
(b) For health business on indicated lines report: Number of persons insured under PPO managed care products and number of persons insured under indemnity only products



ANNUAL STATEMENT FOR THE YEAR 2023 OF THE Dealers Assurance Company
EXHIBIT OF PREMIUMS AND LOSSES (Statutory Page 14)

NAIC Group Code 0315 BUSINESS IN THE STATE OF Georgia DURING THE YEAR 2023 NAIC Company Code 16705

Line of Business	Gross Premiums, Including Policy and Membership Fees, Less Return Premiums and Premiums on Policies not Taken		3 Dividends Paid or Credited to Policyholders on Direct Business	4 Direct Unearned Premium Reserves	5 Direct Losses Paid (deducting salvage)	6 Direct Losses Incurred	7 Direct Losses Unpaid	8 Direct Defense and Cost Containment Expense Paid	9 Direct Defense and Cost Containment Expense Incurred	10 Direct Defense and Cost Containment Expense Unpaid	11 Commissions and Brokerage Expenses	12 Taxes, Licenses and Fees
	1 Direct Premiums Written	2 Direct Premiums Earned										
1. Fire												
2.1 Allied Lines												
2.2 Multiple Peril Crop												
2.3 Federal Flood												
2.4. Private Crop												
2.5 Private Flood												
3. Farmowners Multiple Peril												
4. Homeowners Multiple Peril												
5.1 Commercial Multiple Peril (Non-Liability Portion)												
5.2 Commercial Multiple Peril (Liability Portion)												
6. Mortgage Guaranty												
8. Ocean Marine												
9. Inland Marine												
10. Financial Guaranty												
11.1 Medical Professional Liability - Occurrence												
11.2 Medical Professional Liability - Claims-Made												
12. Earthquake												
13.1 Comprehensive (hospital and medical) ind (b)												
13.2 Comprehensive (hospital and medical) group (b)												
14. Credit A&H (Group and Individual)												
15.1 Vision Only (b).....												
15.2 Dental Only (b)												
15.3 Disability Income (b)												
15.4 Medicare Supplement (b)												
15.5 Medicaid Title XIX (b)												
15.6 Medicare Title XVIII (b).....												
15.7 Long-Term Care (b)												
15.8 Federal Employees Health Benefits Plan (b)												
15.9 Other Health (b)												
16. Workers' Compensation												
17.1 Other Liability - Occurrence	111,313	88,721		436,968	198,538	236,165	53,360				(486)	6,228
17.2 Other Liability - Claims-Made												
17.3 Excess Workers' Compensation												
18.1 Products Liability - Occurrence												
18.2 Products Liability - Claims-Made												
19.1 Private Passenger Auto No-Fault (Personal Injury Protection)												
19.2 Other Private Passenger Auto Liability												
19.3 Commercial Auto No-Fault (Personal Injury Protection)												
19.4 Other Commercial Auto Liability												
21.1 Private Passenger Auto Physical Damage												
21.2 Commercial Auto Physical Damage												
22. Aircraft (all perils)												
23. Fidelity												
24. Surety												
26. Burglary and Theft												
27. Boiler and Machinery												
28. Credit												
29. International												
30. Warranty	3,648,247	3,330,467		2,921,429	2,433,799	2,485,850	153,137				(15,915)	165,081
31. Reins nonproportional assumed property	XXX	XXX	XXX	XXX	XXX	XXX	XXX	XXX	XXX	XXX	XXX	XXX
32. Reins nonproportional assumed liability	XXX	XXX	XXX	XXX	XXX	XXX	XXX	XXX	XXX	XXX	XXX	XXX
33. Reins nonproportional assumed financial lines	XXX	XXX	XXX	XXX	XXX	XXX	XXX	XXX	XXX	XXX	XXX	XXX
34. Aggregate Write-Ins for Other Lines of Business	0	0	0	0	0	0	0	0	0	0	0	0
35. Total (a)	3,759,559	3,419,188	0	3,358,396	2,632,336	2,722,035	206,497	0	0	0	(16,401)	171,310
DETAILS OF WRITE-INS												
3401.												
3402.												
3403.												
3498. Summary of remaining write-ins for Line 34 from overflow page	0	0	0	0	0	0	0	0	0	0	0	0
3499. Totals (Lines 3401 thru 3403 plus 3498)(Line 34 above)	0	0	0	0	0	0	0	0	0	0	0	0

(a) Finance and service charges not included in Lines 1 to 35 \$
(b) For health business on indicated lines report: Number of persons insured under PPO managed care products and number of persons insured under indemnity only products



ANNUAL STATEMENT FOR THE YEAR 2023 OF THE Dealers Assurance Company
EXHIBIT OF PREMIUMS AND LOSSES (Statutory Page 14)

NAIC Group Code 0315 BUSINESS IN THE STATE OF Hawaii DURING THE YEAR 2023 NAIC Company Code 16705

Line of Business	Gross Premiums, Including Policy and Membership Fees, Less Return Premiums and Premiums on Policies not Taken		3	4	5	6	7	8	9	10	11	12
	1	2										
	Direct Premiums Written	Direct Premiums Earned	Dividends Paid or Credited to Policyholders on Direct Business	Direct Unearned Premium Reserves	Direct Losses Paid (deducting salvage)	Direct Losses Incurred	Direct Losses Unpaid	Direct Defense and Cost Containment Expense Paid	Direct Defense and Cost Containment Expense Incurred	Direct Defense and Cost Containment Expense Unpaid	Commissions and Brokerage Expenses	Taxes, Licenses and Fees
1. Fire												
2.1 Allied Lines												
2.2 Multiple Peril Crop												
2.3 Federal Flood												
2.4. Private Crop												
2.5 Private Flood												
3. Farmowners Multiple Peril												
4. Homeowners Multiple Peril												
5.1 Commercial Multiple Peril (Non-Liability Portion)												
5.2 Commercial Multiple Peril (Liability Portion)												
6. Mortgage Guaranty												
8. Ocean Marine												
9. Inland Marine												
10. Financial Guaranty												
11.1 Medical Professional Liability - Occurrence												
11.2 Medical Professional Liability - Claims-Made												
12. Earthquake												
13.1 Comprehensive (hospital and medical) ind (b)												
13.2 Comprehensive (hospital and medical) group (b)												
14. Credit A&H (Group and Individual)												
15.1 Vision Only (b).....												
15.2 Dental Only (b)												
15.3 Disability Income (b)												
15.4 Medicare Supplement (b)												
15.5 Medicaid Title XIX (b)												
15.6 Medicare Title XVIII (b).....												
15.7 Long-Term Care (b)												
15.8 Federal Employees Health Benefits Plan (b)												
15.9 Other Health (b)												
16. Workers' Compensation												
17.1 Other Liability - Occurrence	0	0		0	0	0	0				0	600
17.2 Other Liability - Claims-Made												
17.3 Excess Workers' Compensation												
18.1 Products Liability - Occurrence												
18.2 Products Liability - Claims-Made												
19.1 Private Passenger Auto No-Fault (Personal Injury Protection)												
19.2 Other Private Passenger Auto Liability												
19.3 Commercial Auto No-Fault (Personal Injury Protection)												
19.4 Other Commercial Auto Liability												
21.1 Private Passenger Auto Physical Damage												
21.2 Commercial Auto Physical Damage												
22. Aircraft (all perils)												
23. Fidelity												
24. Surety												
26. Burglary and Theft												
27. Boiler and Machinery												
28. Credit												
29. International												
30. Warranty	(1,318)	2,112		1,312	0	(156)	68				6	(35)
31. Reins nonproportional assumed property	XXX	XXX	XXX	XXX	XXX	XXX	XXX	XXX	XXX	XXX	XXX	XXX
32. Reins nonproportional assumed liability	XXX	XXX	XXX	XXX	XXX	XXX	XXX	XXX	XXX	XXX	XXX	XXX
33. Reins nonproportional assumed financial lines	XXX	XXX	XXX	XXX	XXX	XXX	XXX	XXX	XXX	XXX	XXX	XXX
34. Aggregate Write-Ins for Other Lines of Business	0	0	0	0	0	0	0	0	0	0	0	0
35. Total (a)	(1,318)	2,112	0	1,312	0	(156)	68	0	0	0	6	565
DETAILS OF WRITE-INS												
3401.												
3402.												
3403.												
3498. Summary of remaining write-ins for Line 34 from overflow page	0	0	0	0	0	0	0	0	0	0	0	0
3499. Totals (Lines 3401 thru 3403 plus 3498)(Line 34 above)	0	0	0	0	0	0	0	0	0	0	0	0

(a) Finance and service charges not included in Lines 1 to 35 \$
(b) For health business on indicated lines report: Number of persons insured under PPO managed care products and number of persons insured under indemnity only products



ANNUAL STATEMENT FOR THE YEAR 2023 OF THE Dealers Assurance Company

EXHIBIT OF PREMIUMS AND LOSSES (Statutory Page 14)

NAIC Group Code 0315

BUSINESS IN THE STATE OF Idaho

DURING THE YEAR 2023

NAIC Company Code 16705

Line of Business	Gross Premiums, Including Policy and Membership Fees, Less Return Premiums and Premiums on Policies not Taken		3	4	5	6	7	8	9	10	11	12
	1	2										
	Direct Premiums Written	Direct Premiums Earned	Dividends Paid or Credited to Policyholders on Direct Business	Direct Unearned Premium Reserves	Direct Losses Paid (deducting salvage)	Direct Losses Incurred	Direct Losses Unpaid	Direct Defense and Cost Containment Expense Paid	Direct Defense and Cost Containment Expense Incurred	Direct Defense and Cost Containment Expense Unpaid	Commissions and Brokerage Expenses	Taxes, Licenses and Fees
1. Fire												
2.1 Allied Lines												
2.2 Multiple Peril Crop												
2.3 Federal Flood												
2.4. Private Crop												
2.5 Private Flood												
3. Farmowners Multiple Peril												
4. Homeowners Multiple Peril												
5.1 Commercial Multiple Peril (Non-Liability Portion)												
5.2 Commercial Multiple Peril (Liability Portion)												
6. Mortgage Guaranty												
8. Ocean Marine												
9. Inland Marine												
10. Financial Guaranty												
11.1 Medical Professional Liability - Occurrence												
11.2 Medical Professional Liability - Claims-Made												
12. Earthquake												
13.1 Comprehensive (hospital and medical) ind (b)												
13.2 Comprehensive (hospital and medical) group (b)												
14. Credit A&H (Group and Individual)												
15.1 Vision Only (b).....												
15.2 Dental Only (b)												
15.3 Disability Income (b)												
15.4 Medicare Supplement (b)												
15.5 Medicaid Title XIX (b)												
15.6 Medicare Title XVIII (b).....												
15.7 Long-Term Care (b)												
15.8 Federal Employees Health Benefits Plan (b)												
15.9 Other Health (b)												
16. Workers' Compensation												
17.1 Other Liability - Occurrence	169,703	18,443		177,845	6,540	15,503	9,395				(740)	2,546
17.2 Other Liability - Claims-Made												
17.3 Excess Workers' Compensation												
18.1 Products Liability - Occurrence												
18.2 Products Liability - Claims-Made												
19.1 Private Passenger Auto No-Fault (Personal Injury Protection)												
19.2 Other Private Passenger Auto Liability												
19.3 Commercial Auto No-Fault (Personal Injury Protection)												
19.4 Other Commercial Auto Liability												
21.1 Private Passenger Auto Physical Damage												
21.2 Commercial Auto Physical Damage												
22. Aircraft (all perils)												
23. Fidelity												
24. Surety												
26. Burglary and Theft												
27. Boiler and Machinery												
28. Credit												
29. International												
30. Warranty	66,812	77,984		58,504	36,406	36,614	3,194				(291)	851
31. Reins nonproportional assumed property	XXX	XXX	XXX	XXX	XXX	XXX	XXX	XXX	XXX	XXX	XXX	XXX
32. Reins nonproportional assumed liability	XXX	XXX	XXX	XXX	XXX	XXX	XXX	XXX	XXX	XXX	XXX	XXX
33. Reins nonproportional assumed financial lines	XXX	XXX	XXX	XXX	XXX	XXX	XXX	XXX	XXX	XXX	XXX	XXX
34. Aggregate Write-Ins for Other Lines of Business	0	0	0	0	0	0	0	0	0	0	0	0
35. Total (a)	236,515	96,427	0	236,350	42,947	52,118	12,588	0	0	0	(1,032)	3,397
DETAILS OF WRITE-INS												
3401.												
3402.												
3403.												
3498. Summary of remaining write-ins for Line 34 from overflow page	0	0	0	0	0	0	0	0	0	0	0	0
3499. Totals (Lines 3401 thru 3403 plus 3498)(Line 34 above)	0	0	0	0	0	0	0	0	0	0	0	0

(a) Finance and service charges not included in Lines 1 to 35 \$

(b) For health business on indicated lines report: Number of persons insured under PPO managed care products and number of persons insured under indemnity only products



ANNUAL STATEMENT FOR THE YEAR 2023 OF THE Dealers Assurance Company

EXHIBIT OF PREMIUMS AND LOSSES (Statutory Page 14)

NAIC Group Code 0315 BUSINESS IN THE STATE OF Illinois DURING THE YEAR 2023 NAIC Company Code 16705

Line of Business	Gross Premiums, Including Policy and Membership Fees, Less Return Premiums and Premiums on Policies not Taken		3	4	5	6	7	8	9	10	11	12
	1	2										
	Direct Premiums Written	Direct Premiums Earned	Dividends Paid or Credited to Policyholders on Direct Business	Direct Unearned Premium Reserves	Direct Losses Paid (deducting salvage)	Direct Losses Incurred	Direct Losses Unpaid	Direct Defense and Cost Containment Expense Paid	Direct Defense and Cost Containment Expense Incurred	Direct Defense and Cost Containment Expense Unpaid	Commissions and Brokerage Expenses	Taxes, Licenses and Fees
1. Fire												
2.1 Allied Lines												
2.2 Multiple Peril Crop												
2.3 Federal Flood												
2.4. Private Crop												
2.5 Private Flood												
3. Farmowners Multiple Peril												
4. Homeowners Multiple Peril												
5.1 Commercial Multiple Peril (Non-Liability Portion)												
5.2 Commercial Multiple Peril (Liability Portion)												
6. Mortgage Guaranty												
8. Ocean Marine												
9. Inland Marine												
10. Financial Guaranty												
11.1 Medical Professional Liability - Occurrence												
11.2 Medical Professional Liability - Claims-Made												
12. Earthquake												
13.1 Comprehensive (hospital and medical) ind (b)												
13.2 Comprehensive (hospital and medical) group (b)												
14. Credit A&H (Group and Individual)												
15.1 Vision Only (b).....												
15.2 Dental Only (b)												
15.3 Disability Income (b)												
15.4 Medicare Supplement (b)												
15.5 Medicaid Title XIX (b)												
15.6 Medicare Title XVIII (b).....												
15.7 Long-Term Care (b)												
15.8 Federal Employees Health Benefits Plan (b)												
15.9 Other Health (b)												
16. Workers' Compensation												
17.1 Other Liability - Occurrence	1,276,983	879,102		2,164,248	382,605	491,930	137,075				(5,571)	18,786
17.2 Other Liability - Claims-Made												
17.3 Excess Workers' Compensation												
18.1 Products Liability - Occurrence												
18.2 Products Liability - Claims-Made												
19.1 Private Passenger Auto No-Fault (Personal Injury Protection)												
19.2 Other Private Passenger Auto Liability												
19.3 Commercial Auto No-Fault (Personal Injury Protection)												
19.4 Other Commercial Auto Liability												
21.1 Private Passenger Auto Physical Damage												
21.2 Commercial Auto Physical Damage												
22. Aircraft (all perils)												
23. Fidelity												
24. Surety												
26. Burglary and Theft												
27. Boiler and Machinery												
28. Credit												
29. International												
30. Warranty	3,019,551	2,602,314		2,668,266	2,047,706	2,104,831	138,696				(13,172)	35,482
31. Reins nonproportional assumed property	XXX	XXX	XXX	XXX	XXX	XXX	XXX	XXX	XXX	XXX	XXX	XXX
32. Reins nonproportional assumed liability	XXX	XXX	XXX	XXX	XXX	XXX	XXX	XXX	XXX	XXX	XXX	XXX
33. Reins nonproportional assumed financial lines	XXX	XXX	XXX	XXX	XXX	XXX	XXX	XXX	XXX	XXX	XXX	XXX
34. Aggregate Write-Ins for Other Lines of Business	0	0	0	0	0	0	0	0	0	0	0	0
35. Total (a)	4,296,534	3,481,416	0	4,832,514	2,430,311	2,596,761	275,771	0	0	0	(18,743)	54,268
DETAILS OF WRITE-INS												
3401.												
3402.												
3403.												
3498. Summary of remaining write-ins for Line 34 from overflow page	0	0	0	0	0	0	0	0	0	0	0	0
3499. Totals (Lines 3401 thru 3403 plus 3498)(Line 34 above)	0	0	0	0	0	0	0	0	0	0	0	0

(a) Finance and service charges not included in Lines 1 to 35 \$
(b) For health business on indicated lines report: Number of persons insured under PPO managed care products and number of persons insured under indemnity only products



ANNUAL STATEMENT FOR THE YEAR 2023 OF THE Dealers Assurance Company

EXHIBIT OF PREMIUMS AND LOSSES (Statutory Page 14)

NAIC Group Code 0315

BUSINESS IN THE STATE OF Indiana

DURING THE YEAR 2023

NAIC Company Code 16705

Line of Business	Gross Premiums, Including Policy and Membership Fees, Less Return Premiums and Premiums on Policies not Taken		3 Dividends Paid or Credited to Policyholders on Direct Business	4 Direct Unearned Premium Reserves	5 Direct Losses Paid (deducting salvage)	6 Direct Losses Incurred	7 Direct Losses Unpaid	8 Direct Defense and Cost Containment Expense Paid	9 Direct Defense and Cost Containment Expense Incurred	10 Direct Defense and Cost Containment Expense Unpaid	11 Commissions and Brokerage Expenses	12 Taxes, Licenses and Fees
	1 Direct Premiums Written	2 Direct Premiums Earned										
1. Fire												
2.1 Allied Lines												
2.2 Multiple Peril Crop												
2.3 Federal Flood												
2.4. Private Crop												
2.5 Private Flood												
3. Farmowners Multiple Peril												
4. Homeowners Multiple Peril												
5.1 Commercial Multiple Peril (Non-Liability Portion)												
5.2 Commercial Multiple Peril (Liability Portion)												
6. Mortgage Guaranty												
8. Ocean Marine												
9. Inland Marine												
10. Financial Guaranty												
11.1 Medical Professional Liability - Occurrence												
11.2 Medical Professional Liability - Claims-Made												
12. Earthquake												
13.1 Comprehensive (hospital and medical) ind (b)												
13.2 Comprehensive (hospital and medical) group (b)												
14. Credit A&H (Group and Individual)												
15.1 Vision Only (b).....												
15.2 Dental Only (b)												
15.3 Disability Income (b)												
15.4 Medicare Supplement (b)												
15.5 Medicaid Title XIX (b)												
15.6 Medicare Title XVIII (b).....												
15.7 Long-Term Care (b)												
15.8 Federal Employees Health Benefits Plan (b)												
15.9 Other Health (b)												
16. Workers' Compensation												
17.1 Other Liability - Occurrence	99,954	97,387		212,728	46,950	64,444	23,303				(436)	1,449
17.2 Other Liability - Claims-Made												
17.3 Excess Workers' Compensation												
18.1 Products Liability - Occurrence												
18.2 Products Liability - Claims-Made												
19.1 Private Passenger Auto No-Fault (Personal Injury Protection)												
19.2 Other Private Passenger Auto Liability												
19.3 Commercial Auto No-Fault (Personal Injury Protection)												
19.4 Other Commercial Auto Liability												
21.1 Private Passenger Auto Physical Damage												
21.2 Commercial Auto Physical Damage												
22. Aircraft (all perils)												
23. Fidelity												
24. Surety												
26. Burglary and Theft												
27. Boiler and Machinery												
28. Credit												
29. International												
30. Warranty	4,727,771	3,875,215		4,385,408	2,982,419	3,062,741	239,926				(20,624)	55,513
31. Reins nonproportional assumed property	XXX	XXX	XXX	XXX	XXX	XXX	XXX	XXX	XXX	XXX	XXX	XXX
32. Reins nonproportional assumed liability	XXX	XXX	XXX	XXX	XXX	XXX	XXX	XXX	XXX	XXX	XXX	XXX
33. Reins nonproportional assumed financial lines	XXX	XXX	XXX	XXX	XXX	XXX	XXX	XXX	XXX	XXX	XXX	XXX
34. Aggregate Write-Ins for Other Lines of Business	0	0	0	0	0	0	0	0	0	0	0	0
35. Total (a)	4,827,725	3,972,601	0	4,598,136	3,029,369	3,127,185	263,229	0	0	0	(21,060)	56,962
DETAILS OF WRITE-INS												
3401.												
3402.												
3403.												
3498. Summary of remaining write-ins for Line 34 from overflow page	0	0	0	0	0	0	0	0	0	0	0	0
3499. Totals (Lines 3401 thru 3403 plus 3498)(Line 34 above)	0	0	0	0	0	0	0	0	0	0	0	0

(a) Finance and service charges not included in Lines 1 to 35 \$

(b) For health business on indicated lines report: Number of persons insured under PPO managed care products and number of persons insured under indemnity only products



ANNUAL STATEMENT FOR THE YEAR 2023 OF THE Dealers Assurance Company
EXHIBIT OF PREMIUMS AND LOSSES (Statutory Page 14)

NAIC Group Code 0315

BUSINESS IN THE STATE OF Iowa

DURING THE YEAR 2023

NAIC Company Code 16705

Line of Business	Gross Premiums, Including Policy and Membership Fees, Less Return Premiums and Premiums on Policies not Taken		3	4	5	6	7	8	9	10	11	12
	1 Direct Premiums Written	2 Direct Premiums Earned										
1. Fire												
2.1 Allied Lines												
2.2 Multiple Peril Crop												
2.3 Federal Flood												
2.4. Private Crop												
2.5 Private Flood												
3. Farmowners Multiple Peril												
4. Homeowners Multiple Peril												
5.1 Commercial Multiple Peril (Non-Liability Portion)												
5.2 Commercial Multiple Peril (Liability Portion)												
6. Mortgage Guaranty												
8. Ocean Marine												
9. Inland Marine												
10. Financial Guaranty												
11.1 Medical Professional Liability - Occurrence												
11.2 Medical Professional Liability - Claims-Made												
12. Earthquake												
13.1 Comprehensive (hospital and medical) ind (b)												
13.2 Comprehensive (hospital and medical) group (b)												
14. Credit A&H (Group and Individual)												
15.1 Vision Only (b).....												
15.2 Dental Only (b)												
15.3 Disability Income (b)												
15.4 Medicare Supplement (b)												
15.5 Medicaid Title XIX (b)												
15.6 Medicare Title XVIII (b).....												
15.7 Long-Term Care (b)												
15.8 Federal Employees Health Benefits Plan (b)												
15.9 Other Health (b)												
16. Workers' Compensation												
17.1 Other Liability - Occurrence	90,437	15,967		410,031	41,886	86,932	59,384				(395)	1,266
17.2 Other Liability - Claims-Made												
17.3 Excess Workers' Compensation												
18.1 Products Liability - Occurrence												
18.2 Products Liability - Claims-Made												
19.1 Private Passenger Auto No-Fault (Personal Injury Protection)												
19.2 Other Private Passenger Auto Liability												
19.3 Commercial Auto No-Fault (Personal Injury Protection)												
19.4 Other Commercial Auto Liability												
21.1 Private Passenger Auto Physical Damage												
21.2 Commercial Auto Physical Damage												
22. Aircraft (all perils)												
23. Fidelity												
24. Surety												
26. Burglary and Theft												
27. Boiler and Machinery												
28. Credit												
29. International												
30. Warranty	1,494,327	2,243,022		1,570,727	1,348,058	1,360,921	86,730				(6,519)	17,546
31. Reins nonproportional assumed property	XXX	XXX	XXX	XXX	XXX	XXX	XXX	XXX	XXX	XXX	XXX	XXX
32. Reins nonproportional assumed liability	XXX	XXX	XXX	XXX	XXX	XXX	XXX	XXX	XXX	XXX	XXX	XXX
33. Reins nonproportional assumed financial lines	XXX	XXX	XXX	XXX	XXX	XXX	XXX	XXX	XXX	XXX	XXX	XXX
34. Aggregate Write-Ins for Other Lines of Business	0	0	0	0	0	0	0	0	0	0	0	0
35. Total (a)	1,584,764	2,258,989	0	1,980,758	1,389,944	1,447,853	146,115	0	0	0	(6,913)	18,812
DETAILS OF WRITE-INS												
3401.												
3402.												
3403.												
3498. Summary of remaining write-ins for Line 34 from overflow page	0	0	0	0	0	0	0	0	0	0	0	0
3499. Totals (Lines 3401 thru 3403 plus 3498)(Line 34 above)	0	0	0	0	0	0	0	0	0	0	0	0

(a) Finance and service charges not included in Lines 1 to 35 \$

(b) For health business on indicated lines report: Number of persons insured under PPO managed care products and number of persons insured under indemnity only products



ANNUAL STATEMENT FOR THE YEAR 2023 OF THE Dealers Assurance Company

EXHIBIT OF PREMIUMS AND LOSSES (Statutory Page 14)

NAIC Group Code 0315

BUSINESS IN THE STATE OF Kansas

DURING THE YEAR 2023

NAIC Company Code 16705

Line of Business	Gross Premiums, Including Policy and Membership Fees, Less Return Premiums and Premiums on Policies not Taken		3 Dividends Paid or Credited to Policyholders on Direct Business	4 Direct Unearned Premium Reserves	5 Direct Losses Paid (deducting salvage)	6 Direct Losses Incurred	7 Direct Losses Unpaid	8 Direct Defense and Cost Containment Expense Paid	9 Direct Defense and Cost Containment Expense Incurred	10 Direct Defense and Cost Containment Expense Unpaid	11 Commissions and Brokerage Expenses	12 Taxes, Licenses and Fees
	1 Direct Premiums Written	2 Direct Premiums Earned										
1. Fire												
2.1 Allied Lines												
2.2 Multiple Peril Crop												
2.3 Federal Flood												
2.4. Private Crop												
2.5 Private Flood												
3. Farmowners Multiple Peril												
4. Homeowners Multiple Peril												
5.1 Commercial Multiple Peril (Non-Liability Portion)												
5.2 Commercial Multiple Peril (Liability Portion)												
6. Mortgage Guaranty												
8. Ocean Marine												
9. Inland Marine												
10. Financial Guaranty												
11.1 Medical Professional Liability - Occurrence												
11.2 Medical Professional Liability - Claims-Made												
12. Earthquake												
13.1 Comprehensive (hospital and medical) ind (b)												
13.2 Comprehensive (hospital and medical) group (b)												
14. Credit A&H (Group and Individual)												
15.1 Vision Only (b).....												
15.2 Dental Only (b)												
15.3 Disability Income (b)												
15.4 Medicare Supplement (b)												
15.5 Medicaid Title XIX (b)												
15.6 Medicare Title XVIII (b).....												
15.7 Long-Term Care (b)												
15.8 Federal Employees Health Benefits Plan (b)												
15.9 Other Health (b)												
16. Workers' Compensation												
17.1 Other Liability - Occurrence	1,731	477		13,287	(280)	792	1,426				(8)	35
17.2 Other Liability - Claims-Made												
17.3 Excess Workers' Compensation												
18.1 Products Liability - Occurrence												
18.2 Products Liability - Claims-Made												
19.1 Private Passenger Auto No-Fault (Personal Injury Protection)												
19.2 Other Private Passenger Auto Liability												
19.3 Commercial Auto No-Fault (Personal Injury Protection)												
19.4 Other Commercial Auto Liability												
21.1 Private Passenger Auto Physical Damage												
21.2 Commercial Auto Physical Damage												
22. Aircraft (all perils)												
23. Fidelity												
24. Surety												
26. Burglary and Theft												
27. Boiler and Machinery												
28. Credit												
29. International												
30. Warranty	1,019,737	497,327		817,073	408,959	441,132	45,081				(4,448)	18,092
31. Reins nonproportional assumed property	XXX	XXX	XXX	XXX	XXX	XXX	XXX	XXX	XXX	XXX	XXX	XXX
32. Reins nonproportional assumed liability	XXX	XXX	XXX	XXX	XXX	XXX	XXX	XXX	XXX	XXX	XXX	XXX
33. Reins nonproportional assumed financial lines	XXX	XXX	XXX	XXX	XXX	XXX	XXX	XXX	XXX	XXX	XXX	XXX
34. Aggregate Write-Ins for Other Lines of Business	0	0	0	0	0	0	0	0	0	0	0	0
35. Total (a)	1,021,469	497,804	0	830,360	408,679	441,924	46,507	0	0	0	(4,456)	18,126
DETAILS OF WRITE-INS												
3401.												
3402.												
3403.												
3498. Summary of remaining write-ins for Line 34 from overflow page	0	0	0	0	0	0	0	0	0	0	0	0
3499. Totals (Lines 3401 thru 3403 plus 3498)(Line 34 above)	0	0	0	0	0	0	0	0	0	0	0	0

(a) Finance and service charges not included in Lines 1 to 35 \$

(b) For health business on indicated lines report: Number of persons insured under PPO managed care products and number of persons insured under indemnity only products



ANNUAL STATEMENT FOR THE YEAR 2023 OF THE Dealers Assurance Company

EXHIBIT OF PREMIUMS AND LOSSES (Statutory Page 14)

NAIC Group Code 0315

BUSINESS IN THE STATE OF Kentucky

DURING THE YEAR 2023

NAIC Company Code 16705

Line of Business	Gross Premiums, Including Policy and Membership Fees, Less Return Premiums and Premiums on Policies not Taken		3	4	5	6	7	8	9	10	11	12
	1 Direct Premiums Written	2 Direct Premiums Earned										
1. Fire												
2.1 Allied Lines												
2.2 Multiple Peril Crop												
2.3 Federal Flood												
2.4. Private Crop												
2.5 Private Flood												
3. Farmowners Multiple Peril												
4. Homeowners Multiple Peril												
5.1 Commercial Multiple Peril (Non-Liability Portion)												
5.2 Commercial Multiple Peril (Liability Portion)												
6. Mortgage Guaranty												
8. Ocean Marine												
9. Inland Marine												
10. Financial Guaranty												
11.1 Medical Professional Liability - Occurrence												
11.2 Medical Professional Liability - Claims-Made												
12. Earthquake												
13.1 Comprehensive (hospital and medical) ind (b)												
13.2 Comprehensive (hospital and medical) group (b)												
14. Credit A&H (Group and Individual)												
15.1 Vision Only (b).....												
15.2 Dental Only (b)												
15.3 Disability Income (b)												
15.4 Medicare Supplement (b)												
15.5 Medicaid Title XIX (b)												
15.6 Medicare Title XVIII (b).....												
15.7 Long-Term Care (b)												
15.8 Federal Employees Health Benefits Plan (b)												
15.9 Other Health (b)												
16. Workers' Compensation												
17.1 Other Liability - Occurrence	210,960	234,718		567,087	145,886	177,622	44,252				(920)	18,444
17.2 Other Liability - Claims-Made												
17.3 Excess Workers' Compensation												
18.1 Products Liability - Occurrence												
18.2 Products Liability - Claims-Made												
19.1 Private Passenger Auto No-Fault (Personal Injury Protection)												
19.2 Other Private Passenger Auto Liability												
19.3 Commercial Auto No-Fault (Personal Injury Protection)												
19.4 Other Commercial Auto Liability												
21.1 Private Passenger Auto Physical Damage												
21.2 Commercial Auto Physical Damage												
22. Aircraft (all perils)												
23. Fidelity												
24. Surety												
26. Burglary and Theft												
27. Boiler and Machinery												
28. Credit												
29. International												
30. Warranty	1,672,306	1,460,423		1,361,211	1,034,964	1,064,930	74,596				(7,295)	140,051
31. Reins nonproportional assumed property	XXX	XXX	XXX	XXX	XXX	XXX	XXX	XXX	XXX	XXX	XXX	XXX
32. Reins nonproportional assumed liability	XXX	XXX	XXX	XXX	XXX	XXX	XXX	XXX	XXX	XXX	XXX	XXX
33. Reins nonproportional assumed financial lines	XXX	XXX	XXX	XXX	XXX	XXX	XXX	XXX	XXX	XXX	XXX	XXX
34. Aggregate Write-Ins for Other Lines of Business	0	0	0	0	0	0	0	0	0	0	0	0
35. Total (a)	1,883,265	1,695,141	0	1,928,297	1,180,850	1,242,552	118,847	0	0	0	(8,216)	158,494
DETAILS OF WRITE-INS												
3401.												
3402.												
3403.												
3498. Summary of remaining write-ins for Line 34 from overflow page	0	0	0	0	0	0	0	0	0	0	0	0
3499. Totals (Lines 3401 thru 3403 plus 3498)(Line 34 above)	0	0	0	0	0	0	0	0	0	0	0	0

(a) Finance and service charges not included in Lines 1 to 35 \$

(b) For health business on indicated lines report: Number of persons insured under PPO managed care products and number of persons insured under indemnity only products



ANNUAL STATEMENT FOR THE YEAR 2023 OF THE Dealers Assurance Company

EXHIBIT OF PREMIUMS AND LOSSES (Statutory Page 14)

NAIC Group Code 0315

BUSINESS IN THE STATE OF Louisiana

DURING THE YEAR 2023

NAIC Company Code 16705

Line of Business	Gross Premiums, Including Policy and Membership Fees, Less Return Premiums and Premiums on Policies not Taken		3	4	5	6	7	8	9	10	11	12
	1 Direct Premiums Written	2 Direct Premiums Earned										
1. Fire												
2.1 Allied Lines												
2.2 Multiple Peril Crop												
2.3 Federal Flood												
2.4. Private Crop												
2.5 Private Flood												
3. Farmowners Multiple Peril												
4. Homeowners Multiple Peril												
5.1 Commercial Multiple Peril (Non-Liability Portion)												
5.2 Commercial Multiple Peril (Liability Portion)												
6. Mortgage Guaranty												
8. Ocean Marine												
9. Inland Marine												
10. Financial Guaranty												
11.1 Medical Professional Liability - Occurrence												
11.2 Medical Professional Liability - Claims-Made												
12. Earthquake												
13.1 Comprehensive (hospital and medical) ind (b)												
13.2 Comprehensive (hospital and medical) group (b)												
14. Credit A&H (Group and Individual)												
15.1 Vision Only (b).....												
15.2 Dental Only (b)												
15.3 Disability Income (b)												
15.4 Medicare Supplement (b)												
15.5 Medicaid Title XIX (b)												
15.6 Medicare Title XVIII (b).....												
15.7 Long-Term Care (b)												
15.8 Federal Employees Health Benefits Plan (b)												
15.9 Other Health (b)												
16. Workers' Compensation												
17.1 Other Liability - Occurrence	77,802	69,885		111,036	36,819	48,644	15,881				(339)	30,925
17.2 Other Liability - Claims-Made												
17.3 Excess Workers' Compensation												
18.1 Products Liability - Occurrence												
18.2 Products Liability - Claims-Made												
19.1 Private Passenger Auto No-Fault (Personal Injury Protection)												
19.2 Other Private Passenger Auto Liability												
19.3 Commercial Auto No-Fault (Personal Injury Protection)												
19.4 Other Commercial Auto Liability												
21.1 Private Passenger Auto Physical Damage												
21.2 Commercial Auto Physical Damage												
22. Aircraft (all perils)												
23. Fidelity												
24. Surety												
26. Burglary and Theft												
27. Boiler and Machinery												
28. Credit												
29. International												
30. Warranty	3,517,215	3,170,312		3,173,165	3,082,949	3,129,912	175,138				(15,343)	77,374
31. Reins nonproportional assumed property	XXX	XXX	XXX	XXX	XXX	XXX	XXX	XXX	XXX	XXX	XXX	XXX
32. Reins nonproportional assumed liability	XXX	XXX	XXX	XXX	XXX	XXX	XXX	XXX	XXX	XXX	XXX	XXX
33. Reins nonproportional assumed financial lines	XXX	XXX	XXX	XXX	XXX	XXX	XXX	XXX	XXX	XXX	XXX	XXX
34. Aggregate Write-Ins for Other Lines of Business	0	0	0	0	0	0	0	0	0	0	0	0
35. Total (a)	3,595,017	3,240,196	0	3,284,202	3,119,768	3,178,556	191,019	0	0	0	(15,683)	108,299
DETAILS OF WRITE-INS												
3401.												
3402.												
3403.												
3498. Summary of remaining write-ins for Line 34 from overflow page	0	0	0	0	0	0	0	0	0	0	0	0
3499. Totals (Lines 3401 thru 3403 plus 3498)(Line 34 above)	0	0	0	0	0	0	0	0	0	0	0	0

(a) Finance and service charges not included in Lines 1 to 35 \$

(b) For health business on indicated lines report: Number of persons insured under PPO managed care products and number of persons insured under indemnity only products



ANNUAL STATEMENT FOR THE YEAR 2023 OF THE Dealers Assurance Company

EXHIBIT OF PREMIUMS AND LOSSES (Statutory Page 14)

NAIC Group Code 0315

BUSINESS IN THE STATE OF Maine

DURING THE YEAR 2023

NAIC Company Code 16705

Line of Business	Gross Premiums, Including Policy and Membership Fees, Less Return Premiums and Premiums on Policies not Taken		3	4	5	6	7	8	9	10	11	12
	1 Direct Premiums Written	2 Direct Premiums Earned										
1. Fire												
2.1 Allied Lines												
2.2 Multiple Peril Crop												
2.3 Federal Flood												
2.4. Private Crop												
2.5 Private Flood												
3. Farmowners Multiple Peril												
4. Homeowners Multiple Peril												
5.1 Commercial Multiple Peril (Non-Liability Portion)												
5.2 Commercial Multiple Peril (Liability Portion)												
6. Mortgage Guaranty												
8. Ocean Marine												
9. Inland Marine												
10. Financial Guaranty												
11.1 Medical Professional Liability - Occurrence												
11.2 Medical Professional Liability - Claims-Made												
12. Earthquake												
13.1 Comprehensive (hospital and medical) ind (b)												
13.2 Comprehensive (hospital and medical) group (b)												
14. Credit A&H (Group and Individual)												
15.1 Vision Only (b).....												
15.2 Dental Only (b)												
15.3 Disability Income (b)												
15.4 Medicare Supplement (b)												
15.5 Medicaid Title XIX (b)												
15.6 Medicare Title XVIII (b).....												
15.7 Long-Term Care (b)												
15.8 Federal Employees Health Benefits Plan (b)												
15.9 Other Health (b)												
16. Workers' Compensation												
17.1 Other Liability - Occurrence	380,306	450,806		1,123,179	86,403	129,189	56,290				(1,659)	8,772
17.2 Other Liability - Claims-Made												
17.3 Excess Workers' Compensation												
18.1 Products Liability - Occurrence												
18.2 Products Liability - Claims-Made												
19.1 Private Passenger Auto No-Fault (Personal Injury Protection)												
19.2 Other Private Passenger Auto Liability												
19.3 Commercial Auto No-Fault (Personal Injury Protection)												
19.4 Other Commercial Auto Liability												
21.1 Private Passenger Auto Physical Damage												
21.2 Commercial Auto Physical Damage												
22. Aircraft (all perils)												
23. Fidelity												
24. Surety												
26. Burglary and Theft												
27. Boiler and Machinery												
28. Credit												
29. International												
30. Warranty	264,798	394,048		276,849	179,867	176,017	15,161				(1,155)	4,734
31. Reins nonproportional assumed property	XXX	XXX	XXX	XXX	XXX	XXX	XXX	XXX	XXX	XXX	XXX	XXX
32. Reins nonproportional assumed liability	XXX	XXX	XXX	XXX	XXX	XXX	XXX	XXX	XXX	XXX	XXX	XXX
33. Reins nonproportional assumed financial lines	XXX	XXX	XXX	XXX	XXX	XXX	XXX	XXX	XXX	XXX	XXX	XXX
34. Aggregate Write-Ins for Other Lines of Business	0	0	0	0	0	0	0	0	0	0	0	0
35. Total (a)	645,104	844,854	0	1,400,028	266,270	305,205	71,451	0	0	0	(2,814)	13,506
DETAILS OF WRITE-INS												
3401.												
3402.												
3403.												
3498. Summary of remaining write-ins for Line 34 from overflow page	0	0	0	0	0	0	0	0	0	0	0	0
3499. Totals (Lines 3401 thru 3403 plus 3498)(Line 34 above)	0	0	0	0	0	0	0	0	0	0	0	0

(a) Finance and service charges not included in Lines 1 to 35 \$

(b) For health business on indicated lines report: Number of persons insured under PPO managed care products and number of persons insured under indemnity only products



ANNUAL STATEMENT FOR THE YEAR 2023 OF THE Dealers Assurance Company

EXHIBIT OF PREMIUMS AND LOSSES (Statutory Page 14)

NAIC Group Code 0315

BUSINESS IN THE STATE OF Maryland

DURING THE YEAR 2023

NAIC Company Code 16705

Line of Business	Gross Premiums, Including Policy and Membership Fees, Less Return Premiums and Premiums on Policies not Taken		3	4	5	6	7	8	9	10	11	12
	1 Direct Premiums Written	2 Direct Premiums Earned										
1. Fire												
2.1 Allied Lines												
2.2 Multiple Peril Crop												
2.3 Federal Flood												
2.4. Private Crop												
2.5 Private Flood												
3. Farmowners Multiple Peril												
4. Homeowners Multiple Peril												
5.1 Commercial Multiple Peril (Non-Liability Portion)												
5.2 Commercial Multiple Peril (Liability Portion)												
6. Mortgage Guaranty												
8. Ocean Marine												
9. Inland Marine												
10. Financial Guaranty												
11.1 Medical Professional Liability - Occurrence												
11.2 Medical Professional Liability - Claims-Made												
12. Earthquake												
13.1 Comprehensive (hospital and medical) ind (b)												
13.2 Comprehensive (hospital and medical) group (b)												
14. Credit A&H (Group and Individual)												
15.1 Vision Only (b).....												
15.2 Dental Only (b)												
15.3 Disability Income (b)												
15.4 Medicare Supplement (b)												
15.5 Medicaid Title XIX (b)												
15.6 Medicare Title XVIII (b).....												
15.7 Long-Term Care (b)												
15.8 Federal Employees Health Benefits Plan (b)												
15.9 Other Health (b)												
16. Workers' Compensation												
17.1 Other Liability - Occurrence	87,681	71,731		148,209	22,781	28,901	7,687				(383)	2,615
17.2 Other Liability - Claims-Made												
17.3 Excess Workers' Compensation												
18.1 Products Liability - Occurrence												
18.2 Products Liability - Claims-Made												
19.1 Private Passenger Auto No-Fault (Personal Injury Protection)												
19.2 Other Private Passenger Auto Liability												
19.3 Commercial Auto No-Fault (Personal Injury Protection)												
19.4 Other Commercial Auto Liability												
21.1 Private Passenger Auto Physical Damage												
21.2 Commercial Auto Physical Damage												
22. Aircraft (all perils)												
23. Fidelity												
24. Surety												
26. Burglary and Theft												
27. Boiler and Machinery												
28. Credit												
29. International												
30. Warranty	2,109,222	1,746,555		2,090,969	1,212,396	1,245,508	111,525				(9,201)	37,448
31. Reins nonproportional assumed property	XXX	XXX	XXX	XXX	XXX	XXX	XXX	XXX	XXX	XXX	XXX	XXX
32. Reins nonproportional assumed liability	XXX	XXX	XXX	XXX	XXX	XXX	XXX	XXX	XXX	XXX	XXX	XXX
33. Reins nonproportional assumed financial lines	XXX	XXX	XXX	XXX	XXX	XXX	XXX	XXX	XXX	XXX	XXX	XXX
34. Aggregate Write-Ins for Other Lines of Business	0	0	0	0	0	0	0	0	0	0	0	0
35. Total (a)	2,196,903	1,818,286	0	2,239,178	1,235,177	1,274,409	119,212	0	0	0	(9,584)	40,062
DETAILS OF WRITE-INS												
3401.												
3402.												
3403.												
3498. Summary of remaining write-ins for Line 34 from overflow page	0	0	0	0	0	0	0	0	0	0	0	0
3499. Totals (Lines 3401 thru 3403 plus 3498)(Line 34 above)	0	0	0	0	0	0	0	0	0	0	0	0

(a) Finance and service charges not included in Lines 1 to 35 \$

(b) For health business on indicated lines report: Number of persons insured under PPO managed care products and number of persons insured under indemnity only products



ANNUAL STATEMENT FOR THE YEAR 2023 OF THE Dealers Assurance Company

EXHIBIT OF PREMIUMS AND LOSSES (Statutory Page 14)

NAIC Group Code 0315

BUSINESS IN THE STATE OF Massachusetts

DURING THE YEAR 2023

NAIC Company Code 16705

Line of Business	Gross Premiums, Including Policy and Membership Fees, Less Return Premiums and Premiums on Policies not Taken		3	4	5	6	7	8	9	10	11	12
	1 Direct Premiums Written	2 Direct Premiums Earned										
1. Fire												
2.1 Allied Lines												
2.2 Multiple Peril Crop												
2.3 Federal Flood												
2.4. Private Crop												
2.5 Private Flood												
3. Farmowners Multiple Peril												
4. Homeowners Multiple Peril												
5.1 Commercial Multiple Peril (Non-Liability Portion)												
5.2 Commercial Multiple Peril (Liability Portion)												
6. Mortgage Guaranty												
8. Ocean Marine												
9. Inland Marine												
10. Financial Guaranty												
11.1 Medical Professional Liability - Occurrence												
11.2 Medical Professional Liability - Claims-Made												
12. Earthquake												
13.1 Comprehensive (hospital and medical) ind (b)												
13.2 Comprehensive (hospital and medical) group (b)												
14. Credit A&H (Group and Individual)												
15.1 Vision Only (b).....												
15.2 Dental Only (b)												
15.3 Disability Income (b)												
15.4 Medicare Supplement (b)												
15.5 Medicaid Title XIX (b)												
15.6 Medicare Title XVIII (b).....												
15.7 Long-Term Care (b)												
15.8 Federal Employees Health Benefits Plan (b)												
15.9 Other Health (b)												
16. Workers' Compensation												
17.1 Other Liability - Occurrence	804,907	597,779		1,327,762	373,633	513,058	183,984				(3,511)	34,639
17.2 Other Liability - Claims-Made												
17.3 Excess Workers' Compensation												
18.1 Products Liability - Occurrence												
18.2 Products Liability - Claims-Made												
19.1 Private Passenger Auto No-Fault (Personal Injury Protection)												
19.2 Other Private Passenger Auto Liability												
19.3 Commercial Auto No-Fault (Personal Injury Protection)												
19.4 Other Commercial Auto Liability												
21.1 Private Passenger Auto Physical Damage												
21.2 Commercial Auto Physical Damage												
22. Aircraft (all perils)												
23. Fidelity												
24. Surety												
26. Burglary and Theft												
27. Boiler and Machinery												
28. Credit												
29. International												
30. Warranty	2,668,252	3,092,395		2,999,167	1,432,096	1,473,793	168,391				(11,640)	55,317
31. Reins nonproportional assumed property	XXX	XXX	XXX	XXX	XXX	XXX	XXX	XXX	XXX	XXX	XXX	XXX
32. Reins nonproportional assumed liability	XXX	XXX	XXX	XXX	XXX	XXX	XXX	XXX	XXX	XXX	XXX	XXX
33. Reins nonproportional assumed financial lines	XXX	XXX	XXX	XXX	XXX	XXX	XXX	XXX	XXX	XXX	XXX	XXX
34. Aggregate Write-Ins for Other Lines of Business	0	0	0	0	0	0	0	0	0	0	0	0
35. Total (a)	3,473,159	3,690,174	0	4,326,929	1,805,728	1,986,851	352,375	0	0	0	(15,151)	89,956
DETAILS OF WRITE-INS												
3401.												
3402.												
3403.												
3498. Summary of remaining write-ins for Line 34 from overflow page	0	0	0	0	0	0	0	0	0	0	0	0
3499. Totals (Lines 3401 thru 3403 plus 3498)(Line 34 above)	0	0	0	0	0	0	0	0	0	0	0	0

(a) Finance and service charges not included in Lines 1 to 35 \$

(b) For health business on indicated lines report: Number of persons insured under PPO managed care products and number of persons insured under indemnity only products



ANNUAL STATEMENT FOR THE YEAR 2023 OF THE Dealers Assurance Company

EXHIBIT OF PREMIUMS AND LOSSES (Statutory Page 14)

NAIC Group Code 0315

BUSINESS IN THE STATE OF Michigan

DURING THE YEAR 2023

NAIC Company Code 16705

Line of Business	Gross Premiums, Including Policy and Membership Fees, Less Return Premiums and Premiums on Policies not Taken		3	4	5	6	7	8	9	10	11	12
	1 Direct Premiums Written	2 Direct Premiums Earned										
1. Fire												
2.1 Allied Lines												
2.2 Multiple Peril Crop												
2.3 Federal Flood												
2.4. Private Crop												
2.5 Private Flood												
3. Farmowners Multiple Peril												
4. Homeowners Multiple Peril												
5.1 Commercial Multiple Peril (Non-Liability Portion)												
5.2 Commercial Multiple Peril (Liability Portion)												
6. Mortgage Guaranty												
8. Ocean Marine												
9. Inland Marine												
10. Financial Guaranty												
11.1 Medical Professional Liability - Occurrence												
11.2 Medical Professional Liability - Claims-Made												
12. Earthquake												
13.1 Comprehensive (hospital and medical) ind (b)												
13.2 Comprehensive (hospital and medical) group (b)												
14. Credit A&H (Group and Individual)												
15.1 Vision Only (b).....												
15.2 Dental Only (b)												
15.3 Disability Income (b)												
15.4 Medicare Supplement (b)												
15.5 Medicaid Title XIX (b)												
15.6 Medicare Title XVIII (b).....												
15.7 Long-Term Care (b)												
15.8 Federal Employees Health Benefits Plan (b)												
15.9 Other Health (b)												
16. Workers' Compensation												
17.1 Other Liability - Occurrence	2,523,324	1,951,047		4,651,777	1,337,684	1,597,603	333,250				(11,008)	37,585
17.2 Other Liability - Claims-Made												
17.3 Excess Workers' Compensation												
18.1 Products Liability - Occurrence												
18.2 Products Liability - Claims-Made												
19.1 Private Passenger Auto No-Fault (Personal Injury Protection)												
19.2 Other Private Passenger Auto Liability												
19.3 Commercial Auto No-Fault (Personal Injury Protection)												
19.4 Other Commercial Auto Liability												
21.1 Private Passenger Auto Physical Damage												
21.2 Commercial Auto Physical Damage												
22. Aircraft (all perils)												
23. Fidelity												
24. Surety												
26. Burglary and Theft												
27. Boiler and Machinery												
28. Credit												
29. International												
30. Warranty	8,005,102	7,862,369		7,522,034	9,340,878	9,416,382	414,187				(34,921)	94,062
31. Reins nonproportional assumed property	XXX	XXX	XXX	XXX	XXX	XXX	XXX	XXX	XXX	XXX	XXX	XXX
32. Reins nonproportional assumed liability	XXX	XXX	XXX	XXX	XXX	XXX	XXX	XXX	XXX	XXX	XXX	XXX
33. Reins nonproportional assumed financial lines	XXX	XXX	XXX	XXX	XXX	XXX	XXX	XXX	XXX	XXX	XXX	XXX
34. Aggregate Write-Ins for Other Lines of Business	0	0	0	0	0	0	0	0	0	0	0	0
35. Total (a)	10,528,426	9,813,416	0	12,173,811	10,678,563	11,013,985	747,437	0	0	0	(45,929)	131,647
DETAILS OF WRITE-INS												
3401.												
3402.												
3403.												
3498. Summary of remaining write-ins for Line 34 from overflow page	0	0	0	0	0	0	0	0	0	0	0	0
3499. Totals (Lines 3401 thru 3403 plus 3498)(Line 34 above)	0	0	0	0	0	0	0	0	0	0	0	0

(a) Finance and service charges not included in Lines 1 to 35 \$

(b) For health business on indicated lines report: Number of persons insured under PPO managed care products and number of persons insured under indemnity only products



ANNUAL STATEMENT FOR THE YEAR 2023 OF THE Dealers Assurance Company

EXHIBIT OF PREMIUMS AND LOSSES (Statutory Page 14)

NAIC Group Code 0315

BUSINESS IN THE STATE OF Minnesota

DURING THE YEAR 2023

NAIC Company Code 16705

Line of Business	Gross Premiums, Including Policy and Membership Fees, Less Return Premiums and Premiums on Policies not Taken		3	4	5	6	7	8	9	10	11	12
	1 Direct Premiums Written	2 Direct Premiums Earned										
1. Fire												
2.1 Allied Lines												
2.2 Multiple Peril Crop												
2.3 Federal Flood												
2.4. Private Crop												
2.5 Private Flood												
3. Farmowners Multiple Peril												
4. Homeowners Multiple Peril												
5.1 Commercial Multiple Peril (Non-Liability Portion)												
5.2 Commercial Multiple Peril (Liability Portion)												
6. Mortgage Guaranty												
8. Ocean Marine												
9. Inland Marine												
10. Financial Guaranty												
11.1 Medical Professional Liability - Occurrence												
11.2 Medical Professional Liability - Claims-Made												
12. Earthquake												
13.1 Comprehensive (hospital and medical) ind (b)												
13.2 Comprehensive (hospital and medical) group (b)												
14. Credit A&H (Group and Individual)												
15.1 Vision Only (b).....												
15.2 Dental Only (b)												
15.3 Disability Income (b)												
15.4 Medicare Supplement (b)												
15.5 Medicaid Title XIX (b)												
15.6 Medicare Title XVIII (b).....												
15.7 Long-Term Care (b)												
15.8 Federal Employees Health Benefits Plan (b)												
15.9 Other Health (b)												
16. Workers' Compensation												
17.1 Other Liability - Occurrence	178,320	142,027		361,348	63,032	87,776	32,263				(778)	6,350
17.2 Other Liability - Claims-Made												
17.3 Excess Workers' Compensation												
18.1 Products Liability - Occurrence												
18.2 Products Liability - Claims-Made												
19.1 Private Passenger Auto No-Fault (Personal Injury Protection)												
19.2 Other Private Passenger Auto Liability												
19.3 Commercial Auto No-Fault (Personal Injury Protection)												
19.4 Other Commercial Auto Liability												
21.1 Private Passenger Auto Physical Damage												
21.2 Commercial Auto Physical Damage												
22. Aircraft (all perils)												
23. Fidelity												
24. Surety												
26. Burglary and Theft												
27. Boiler and Machinery												
28. Credit												
29. International												
30. Warranty	1,355,044	1,781,558		1,505,471	1,571,904	1,570,585	83,144				(5,911)	24,127
31. Reins nonproportional assumed property	XXX	XXX	XXX	XXX	XXX	XXX	XXX	XXX	XXX	XXX	XXX	XXX
32. Reins nonproportional assumed liability	XXX	XXX	XXX	XXX	XXX	XXX	XXX	XXX	XXX	XXX	XXX	XXX
33. Reins nonproportional assumed financial lines	XXX	XXX	XXX	XXX	XXX	XXX	XXX	XXX	XXX	XXX	XXX	XXX
34. Aggregate Write-Ins for Other Lines of Business	0	0	0	0	0	0	0	0	0	0	0	0
35. Total (a)	1,533,363	1,923,585	0	1,866,819	1,634,936	1,658,360	115,407	0	0	0	(6,689)	30,478
DETAILS OF WRITE-INS												
3401.												
3402.												
3403.												
3498. Summary of remaining write-ins for Line 34 from overflow page	0	0	0	0	0	0	0	0	0	0	0	0
3499. Totals (Lines 3401 thru 3403 plus 3498)(Line 34 above)	0	0	0	0	0	0	0	0	0	0	0	0

(a) Finance and service charges not included in Lines 1 to 35 \$

(b) For health business on indicated lines report: Number of persons insured under PPO managed care products and number of persons insured under indemnity only products



ANNUAL STATEMENT FOR THE YEAR 2023 OF THE Dealers Assurance Company

EXHIBIT OF PREMIUMS AND LOSSES (Statutory Page 14)

NAIC Group Code 0315

BUSINESS IN THE STATE OF Mississippi

DURING THE YEAR 2023

NAIC Company Code 16705

Line of Business	Gross Premiums, Including Policy and Membership Fees, Less Return Premiums and Premiums on Policies not Taken		3	4	5	6	7	8	9	10	11	12
	1 Direct Premiums Written	2 Direct Premiums Earned										
1. Fire												
2.1 Allied Lines												
2.2 Multiple Peril Crop												
2.3 Federal Flood												
2.4. Private Crop												
2.5 Private Flood												
3. Farmowners Multiple Peril												
4. Homeowners Multiple Peril												
5.1 Commercial Multiple Peril (Non-Liability Portion)												
5.2 Commercial Multiple Peril (Liability Portion)												
6. Mortgage Guaranty												
8. Ocean Marine												
9. Inland Marine												
10. Financial Guaranty												
11.1 Medical Professional Liability - Occurrence												
11.2 Medical Professional Liability - Claims-Made												
12. Earthquake												
13.1 Comprehensive (hospital and medical) ind (b)												
13.2 Comprehensive (hospital and medical) group (b)												
14. Credit A&H (Group and Individual)												
15.1 Vision Only (b).....												
15.2 Dental Only (b)												
15.3 Disability Income (b)												
15.4 Medicare Supplement (b)												
15.5 Medicaid Title XIX (b)												
15.6 Medicare Title XVIII (b).....												
15.7 Long-Term Care (b)												
15.8 Federal Employees Health Benefits Plan (b)												
15.9 Other Health (b)												
16. Workers' Compensation												
17.1 Other Liability - Occurrence	28,694	18,122		58,207	13,290	19,684	8,430				(125)	886
17.2 Other Liability - Claims-Made												
17.3 Excess Workers' Compensation												
18.1 Products Liability - Occurrence												
18.2 Products Liability - Claims-Made												
19.1 Private Passenger Auto No-Fault (Personal Injury Protection)												
19.2 Other Private Passenger Auto Liability												
19.3 Commercial Auto No-Fault (Personal Injury Protection)												
19.4 Other Commercial Auto Liability												
21.1 Private Passenger Auto Physical Damage												
21.2 Commercial Auto Physical Damage												
22. Aircraft (all perils)												
23. Fidelity												
24. Surety												
26. Burglary and Theft												
27. Boiler and Machinery												
28. Credit												
29. International												
30. Warranty	3,182,261	2,688,423		2,740,723	2,001,555	2,052,594	151,320				(13,882)	88,281
31. Reins nonproportional assumed property	XXX	XXX	XXX	XXX	XXX	XXX	XXX	XXX	XXX	XXX	XXX	XXX
32. Reins nonproportional assumed liability	XXX	XXX	XXX	XXX	XXX	XXX	XXX	XXX	XXX	XXX	XXX	XXX
33. Reins nonproportional assumed financial lines	XXX	XXX	XXX	XXX	XXX	XXX	XXX	XXX	XXX	XXX	XXX	XXX
34. Aggregate Write-Ins for Other Lines of Business	0	0	0	0	0	0	0	0	0	0	0	0
35. Total (a)	3,210,955	2,706,545	0	2,798,930	2,014,845	2,072,279	159,750	0	0	0	(14,007)	89,167
DETAILS OF WRITE-INS												
3401.												
3402.												
3403.												
3498. Summary of remaining write-ins for Line 34 from overflow page	0	0	0	0	0	0	0	0	0	0	0	0
3499. Totals (Lines 3401 thru 3403 plus 3498)(Line 34 above)	0	0	0	0	0	0	0	0	0	0	0	0

(a) Finance and service charges not included in Lines 1 to 35 \$

(b) For health business on indicated lines report: Number of persons insured under PPO managed care products and number of persons insured under indemnity only products



ANNUAL STATEMENT FOR THE YEAR 2023 OF THE Dealers Assurance Company

EXHIBIT OF PREMIUMS AND LOSSES (Statutory Page 14)

NAIC Group Code 0315

BUSINESS IN THE STATE OF Missouri

DURING THE YEAR 2023

NAIC Company Code 16705

Line of Business	Gross Premiums, Including Policy and Membership Fees, Less Return Premiums and Premiums on Policies not Taken		3 Dividends Paid or Credited to Policyholders on Direct Business	4 Direct Unearned Premium Reserves	5 Direct Losses Paid (deducting salvage)	6 Direct Losses Incurred	7 Direct Losses Unpaid	8 Direct Defense and Cost Containment Expense Paid	9 Direct Defense and Cost Containment Expense Incurred	10 Direct Defense and Cost Containment Expense Unpaid	11 Commissions and Brokerage Expenses	12 Taxes, Licenses and Fees
	1 Direct Premiums Written	2 Direct Premiums Earned										
1. Fire												
2.1 Allied Lines												
2.2 Multiple Peril Crop												
2.3 Federal Flood												
2.4. Private Crop												
2.5 Private Flood												
3. Farmowners Multiple Peril												
4. Homeowners Multiple Peril												
5.1 Commercial Multiple Peril (Non-Liability Portion)												
5.2 Commercial Multiple Peril (Liability Portion)												
6. Mortgage Guaranty												
8. Ocean Marine												
9. Inland Marine												
10. Financial Guaranty												
11.1 Medical Professional Liability - Occurrence												
11.2 Medical Professional Liability - Claims-Made												
12. Earthquake												
13.1 Comprehensive (hospital and medical) ind (b)												
13.2 Comprehensive (hospital and medical) group (b)												
14. Credit A&H (Group and Individual)												
15.1 Vision Only (b).....												
15.2 Dental Only (b)												
15.3 Disability Income (b)												
15.4 Medicare Supplement (b)												
15.5 Medicaid Title XIX (b)												
15.6 Medicare Title XVIII (b).....												
15.7 Long-Term Care (b)												
15.8 Federal Employees Health Benefits Plan (b)												
15.9 Other Health (b)												
16. Workers' Compensation												
17.1 Other Liability - Occurrence	128,773	24,416		683,279	62,471	92,095	39,998				(562)	2,575
17.2 Other Liability - Claims-Made												
17.3 Excess Workers' Compensation												
18.1 Products Liability - Occurrence												
18.2 Products Liability - Claims-Made												
19.1 Private Passenger Auto No-Fault (Personal Injury Protection)												
19.2 Other Private Passenger Auto Liability												
19.3 Commercial Auto No-Fault (Personal Injury Protection)												
19.4 Other Commercial Auto Liability												
21.1 Private Passenger Auto Physical Damage												
21.2 Commercial Auto Physical Damage												
22. Aircraft (all perils)												
23. Fidelity												
24. Surety												
26. Burglary and Theft												
27. Boiler and Machinery												
28. Credit												
29. International												
30. Warranty	2,411,614	2,535,295		2,374,070	1,722,573	1,748,258	126,555				(10,520)	42,786
31. Reins nonproportional assumed property	XXX	XXX	XXX	XXX	XXX	XXX	XXX	XXX	XXX	XXX	XXX	XXX
32. Reins nonproportional assumed liability	XXX	XXX	XXX	XXX	XXX	XXX	XXX	XXX	XXX	XXX	XXX	XXX
33. Reins nonproportional assumed financial lines	XXX	XXX	XXX	XXX	XXX	XXX	XXX	XXX	XXX	XXX	XXX	XXX
34. Aggregate Write-Ins for Other Lines of Business	0	0	0	0	0	0	0	0	0	0	0	0
35. Total (a)	2,540,387	2,559,711	0	3,057,349	1,785,044	1,840,353	166,553	0	0	0	(11,082)	45,361
DETAILS OF WRITE-INS												
3401.												
3402.												
3403.												
3498. Summary of remaining write-ins for Line 34 from overflow page	0	0	0	0	0	0	0	0	0	0	0	0
3499. Totals (Lines 3401 thru 3403 plus 3498)(Line 34 above)	0	0	0	0	0	0	0	0	0	0	0	0

(a) Finance and service charges not included in Lines 1 to 35 \$

(b) For health business on indicated lines report: Number of persons insured under PPO managed care products and number of persons insured under indemnity only products



ANNUAL STATEMENT FOR THE YEAR 2023 OF THE Dealers Assurance Company

EXHIBIT OF PREMIUMS AND LOSSES (Statutory Page 14)

NAIC Group Code 0315

BUSINESS IN THE STATE OF Montana

DURING THE YEAR 2023

NAIC Company Code 16705

Line of Business	Gross Premiums, Including Policy and Membership Fees, Less Return Premiums and Premiums on Policies not Taken		3 Dividends Paid or Credited to Policyholders on Direct Business	4 Direct Unearned Premium Reserves	5 Direct Losses Paid (deducting salvage)	6 Direct Losses Incurred	7 Direct Losses Unpaid	8 Direct Defense and Cost Containment Expense Paid	9 Direct Defense and Cost Containment Expense Incurred	10 Direct Defense and Cost Containment Expense Unpaid	11 Commissions and Brokerage Expenses	12 Taxes, Licenses and Fees
	1 Direct Premiums Written	2 Direct Premiums Earned										
1. Fire												
2.1 Allied Lines												
2.2 Multiple Peril Crop												
2.3 Federal Flood												
2.4. Private Crop												
2.5 Private Flood												
3. Farmowners Multiple Peril												
4. Homeowners Multiple Peril												
5.1 Commercial Multiple Peril (Non-Liability Portion)												
5.2 Commercial Multiple Peril (Liability Portion)												
6. Mortgage Guaranty												
8. Ocean Marine												
9. Inland Marine												
10. Financial Guaranty												
11.1 Medical Professional Liability - Occurrence												
11.2 Medical Professional Liability - Claims-Made												
12. Earthquake												
13.1 Comprehensive (hospital and medical) ind (b)												
13.2 Comprehensive (hospital and medical) group (b)												
14. Credit A&H (Group and Individual)												
15.1 Vision Only (b).....												
15.2 Dental Only (b)												
15.3 Disability Income (b)												
15.4 Medicare Supplement (b)												
15.5 Medicaid Title XIX (b)												
15.6 Medicare Title XVIII (b).....												
15.7 Long-Term Care (b)												
15.8 Federal Employees Health Benefits Plan (b)												
15.9 Other Health (b)												
16. Workers' Compensation												
17.1 Other Liability - Occurrence	3,504	4,953		2,797	1,623	2,864	1,636				(15)	96
17.2 Other Liability - Claims-Made												
17.3 Excess Workers' Compensation												
18.1 Products Liability - Occurrence												
18.2 Products Liability - Claims-Made												
19.1 Private Passenger Auto No-Fault (Personal Injury Protection)												
19.2 Other Private Passenger Auto Liability												
19.3 Commercial Auto No-Fault (Personal Injury Protection)												
19.4 Other Commercial Auto Liability												
21.1 Private Passenger Auto Physical Damage												
21.2 Commercial Auto Physical Damage												
22. Aircraft (all perils)												
23. Fidelity												
24. Surety												
26. Burglary and Theft												
27. Boiler and Machinery												
28. Credit												
29. International												
30. Warranty	214,818	132,974		185,307	56,039	61,947	10,209				(937)	5,422
31. Reins nonproportional assumed property	XXX	XXX	XXX	XXX	XXX	XXX	XXX	XXX	XXX	XXX	XXX	XXX
32. Reins nonproportional assumed liability	XXX	XXX	XXX	XXX	XXX	XXX	XXX	XXX	XXX	XXX	XXX	XXX
33. Reins nonproportional assumed financial lines	XXX	XXX	XXX	XXX	XXX	XXX	XXX	XXX	XXX	XXX	XXX	XXX
34. Aggregate Write-Ins for Other Lines of Business	0	0	0	0	0	0	0	0	0	0	0	0
35. Total (a)	218,322	137,927	0	188,105	57,662	64,811	11,846	0	0	0	(952)	5,519
DETAILS OF WRITE-INS												
3401.												
3402.												
3403.												
3498. Summary of remaining write-ins for Line 34 from overflow page	0	0	0	0	0	0	0	0	0	0	0	0
3499. Totals (Lines 3401 thru 3403 plus 3498)(Line 34 above)	0	0	0	0	0	0	0	0	0	0	0	0

(a) Finance and service charges not included in Lines 1 to 35 \$

(b) For health business on indicated lines report: Number of persons insured under PPO managed care products and number of persons insured under indemnity only products



ANNUAL STATEMENT FOR THE YEAR 2023 OF THE Dealers Assurance Company

EXHIBIT OF PREMIUMS AND LOSSES (Statutory Page 14)

NAIC Group Code 0315

BUSINESS IN THE STATE OF Nebraska

DURING THE YEAR 2023

NAIC Company Code 16705

Line of Business	Gross Premiums, Including Policy and Membership Fees, Less Return Premiums and Premiums on Policies not Taken		3 Dividends Paid or Credited to Policyholders on Direct Business	4 Direct Unearned Premium Reserves	5 Direct Losses Paid (deducting salvage)	6 Direct Losses Incurred	7 Direct Losses Unpaid	8 Direct Defense and Cost Containment Expense Paid	9 Direct Defense and Cost Containment Expense Incurred	10 Direct Defense and Cost Containment Expense Unpaid	11 Commissions and Brokerage Expenses	12 Taxes, Licenses and Fees
	1 Direct Premiums Written	2 Direct Premiums Earned										
1. Fire												
2.1 Allied Lines												
2.2 Multiple Peril Crop												
2.3 Federal Flood												
2.4. Private Crop												
2.5 Private Flood												
3. Farmowners Multiple Peril												
4. Homeowners Multiple Peril												
5.1 Commercial Multiple Peril (Non-Liability Portion)												
5.2 Commercial Multiple Peril (Liability Portion)												
6. Mortgage Guaranty												
8. Ocean Marine												
9. Inland Marine												
10. Financial Guaranty												
11.1 Medical Professional Liability - Occurrence												
11.2 Medical Professional Liability - Claims-Made												
12. Earthquake												
13.1 Comprehensive (hospital and medical) ind (b)												
13.2 Comprehensive (hospital and medical) group (b)												
14. Credit A&H (Group and Individual)												
15.1 Vision Only (b).....												
15.2 Dental Only (b)												
15.3 Disability Income (b)												
15.4 Medicare Supplement (b)												
15.5 Medicaid Title XIX (b)												
15.6 Medicare Title XVIII (b).....												
15.7 Long-Term Care (b)												
15.8 Federal Employees Health Benefits Plan (b)												
15.9 Other Health (b)												
16. Workers' Compensation												
17.1 Other Liability - Occurrence	3,802	9,880		31,964	2,504	5,067	3,512				(17)	274
17.2 Other Liability - Claims-Made												
17.3 Excess Workers' Compensation												
18.1 Products Liability - Occurrence												
18.2 Products Liability - Claims-Made												
19.1 Private Passenger Auto No-Fault (Personal Injury Protection)												
19.2 Other Private Passenger Auto Liability												
19.3 Commercial Auto No-Fault (Personal Injury Protection)												
19.4 Other Commercial Auto Liability												
21.1 Private Passenger Auto Physical Damage												
21.2 Commercial Auto Physical Damage												
22. Aircraft (all perils)												
23. Fidelity												
24. Surety												
26. Burglary and Theft												
27. Boiler and Machinery												
28. Credit												
29. International												
30. Warranty	329,415	130,642		635,542	295,804	298,073	35,084				(1,437)	3,875
31. Reins nonproportional assumed property	XXX	XXX	XXX	XXX	XXX	XXX	XXX	XXX	XXX	XXX	XXX	XXX
32. Reins nonproportional assumed liability	XXX	XXX	XXX	XXX	XXX	XXX	XXX	XXX	XXX	XXX	XXX	XXX
33. Reins nonproportional assumed financial lines	XXX	XXX	XXX	XXX	XXX	XXX	XXX	XXX	XXX	XXX	XXX	XXX
34. Aggregate Write-Ins for Other Lines of Business	0	0	0	0	0	0	0	0	0	0	0	0
35. Total (a)	333,218	140,523	0	667,506	298,308	303,140	38,596	0	0	0	(1,454)	4,149
DETAILS OF WRITE-INS												
3401.												
3402.												
3403.												
3498. Summary of remaining write-ins for Line 34 from overflow page	0	0	0	0	0	0	0	0	0	0	0	0
3499. Totals (Lines 3401 thru 3403 plus 3498)(Line 34 above)	0	0	0	0	0	0	0	0	0	0	0	0

(a) Finance and service charges not included in Lines 1 to 35 \$

(b) For health business on indicated lines report: Number of persons insured under PPO managed care products and number of persons insured under indemnity only products



ANNUAL STATEMENT FOR THE YEAR 2023 OF THE Dealers Assurance Company

EXHIBIT OF PREMIUMS AND LOSSES (Statutory Page 14)

NAIC Group Code 0315

BUSINESS IN THE STATE OF Nevada

DURING THE YEAR 2023

NAIC Company Code 16705

Line of Business	Gross Premiums, Including Policy and Membership Fees, Less Return Premiums and Premiums on Policies not Taken		3	4	5	6	7	8	9	10	11	12
	1	2										
	Direct Premiums Written	Direct Premiums Earned	Dividends Paid or Credited to Policyholders on Direct Business	Direct Unearned Premium Reserves	Direct Losses Paid (deducting salvage)	Direct Losses Incurred	Direct Losses Unpaid	Direct Defense and Cost Containment Expense Paid	Direct Defense and Cost Containment Expense Incurred	Direct Defense and Cost Containment Expense Unpaid	Commissions and Brokerage Expenses	Taxes, Licenses and Fees
1. Fire												
2.1 Allied Lines												
2.2 Multiple Peril Crop												
2.3 Federal Flood												
2.4. Private Crop												
2.5 Private Flood												
3. Farmowners Multiple Peril												
4. Homeowners Multiple Peril												
5.1 Commercial Multiple Peril (Non-Liability Portion)												
5.2 Commercial Multiple Peril (Liability Portion)												
6. Mortgage Guaranty												
8. Ocean Marine												
9. Inland Marine												
10. Financial Guaranty												
11.1 Medical Professional Liability - Occurrence												
11.2 Medical Professional Liability - Claims-Made												
12. Earthquake												
13.1 Comprehensive (hospital and medical) ind (b)												
13.2 Comprehensive (hospital and medical) group (b)												
14. Credit A&H (Group and Individual)												
15.1 Vision Only (b).....												
15.2 Dental Only (b)												
15.3 Disability Income (b)												
15.4 Medicare Supplement (b)												
15.5 Medicaid Title XIX (b)												
15.6 Medicare Title XVIII (b).....												
15.7 Long-Term Care (b)												
15.8 Federal Employees Health Benefits Plan (b)												
15.9 Other Health (b)												
16. Workers' Compensation												
17.1 Other Liability - Occurrence	187,586	133,327		298,753	87,408	120,229	43,268				(818)	12,874
17.2 Other Liability - Claims-Made												
17.3 Excess Workers' Compensation												
18.1 Products Liability - Occurrence												
18.2 Products Liability - Claims-Made												
19.1 Private Passenger Auto No-Fault (Personal Injury Protection)												
19.2 Other Private Passenger Auto Liability												
19.3 Commercial Auto No-Fault (Personal Injury Protection)												
19.4 Other Commercial Auto Liability												
21.1 Private Passenger Auto Physical Damage												
21.2 Commercial Auto Physical Damage												
22. Aircraft (all perils)												
23. Fidelity												
24. Surety												
26. Burglary and Theft												
27. Boiler and Machinery												
28. Credit												
29. International												
30. Warranty	222,453	375,435		212,228	180,599	182,989	11,668				(970)	7,480
31. Reins nonproportional assumed property	XXX	XXX	XXX	XXX	XXX	XXX	XXX	XXX	XXX	XXX	XXX	XXX
32. Reins nonproportional assumed liability	XXX	XXX	XXX	XXX	XXX	XXX	XXX	XXX	XXX	XXX	XXX	XXX
33. Reins nonproportional assumed financial lines	XXX	XXX	XXX	XXX	XXX	XXX	XXX	XXX	XXX	XXX	XXX	XXX
34. Aggregate Write-Ins for Other Lines of Business	0	0	0	0	0	0	0	0	0	0	0	0
35. Total (a)	410,039	508,761	0	510,981	268,007	303,218	54,936	0	0	0	(1,789)	20,353
DETAILS OF WRITE-INS												
3401.												
3402.												
3403.												
3498. Summary of remaining write-ins for Line 34 from overflow page	0	0	0	0	0	0	0	0	0	0	0	0
3499. Totals (Lines 3401 thru 3403 plus 3498)(Line 34 above)	0	0	0	0	0	0	0	0	0	0	0	0

(a) Finance and service charges not included in Lines 1 to 35 \$

(b) For health business on indicated lines report: Number of persons insured under PPO managed care products and number of persons insured under indemnity only products



ANNUAL STATEMENT FOR THE YEAR 2023 OF THE Dealers Assurance Company

EXHIBIT OF PREMIUMS AND LOSSES (Statutory Page 14)

NAIC Group Code 0315 BUSINESS IN THE STATE OF New Hampshire DURING THE YEAR 2023 NAIC Company Code 16705

Line of Business	Gross Premiums, Including Policy and Membership Fees, Less Return Premiums and Premiums on Policies not Taken		3	4	5	6	7	8	9	10	11	12
	1	2										
	Direct Premiums Written	Direct Premiums Earned	Dividends Paid or Credited to Policyholders on Direct Business	Direct Unearned Premium Reserves	Direct Losses Paid (deducting salvage)	Direct Losses Incurred	Direct Losses Unpaid	Direct Defense and Cost Containment Expense Paid	Direct Defense and Cost Containment Expense Incurred	Direct Defense and Cost Containment Expense Unpaid	Commissions and Brokerage Expenses	Taxes, Licenses and Fees
1. Fire												
2.1 Allied Lines												
2.2 Multiple Peril Crop												
2.3 Federal Flood												
2.4. Private Crop												
2.5 Private Flood												
3. Farmowners Multiple Peril												
4. Homeowners Multiple Peril												
5.1 Commercial Multiple Peril (Non-Liability Portion)												
5.2 Commercial Multiple Peril (Liability Portion)												
6. Mortgage Guaranty												
8. Ocean Marine												
9. Inland Marine												
10. Financial Guaranty												
11.1 Medical Professional Liability - Occurrence												
11.2 Medical Professional Liability - Claims-Made												
12. Earthquake												
13.1 Comprehensive (hospital and medical) ind (b)												
13.2 Comprehensive (hospital and medical) group (b)												
14. Credit A&H (Group and Individual)												
15.1 Vision Only (b).....												
15.2 Dental Only (b)												
15.3 Disability Income (b)												
15.4 Medicare Supplement (b)												
15.5 Medicaid Title XIX (b)												
15.6 Medicare Title XVIII (b).....												
15.7 Long-Term Care (b)												
15.8 Federal Employees Health Benefits Plan (b)												
15.9 Other Health (b)												
16. Workers' Compensation												
17.1 Other Liability - Occurrence	82,897	100,807		276,138	31,141	41,653	13,839				(362)	1,870
17.2 Other Liability - Claims-Made												
17.3 Excess Workers' Compensation												
18.1 Products Liability - Occurrence												
18.2 Products Liability - Claims-Made												
19.1 Private Passenger Auto No-Fault (Personal Injury Protection)												
19.2 Other Private Passenger Auto Liability												
19.3 Commercial Auto No-Fault (Personal Injury Protection)												
19.4 Other Commercial Auto Liability												
21.1 Private Passenger Auto Physical Damage												
21.2 Commercial Auto Physical Damage												
22. Aircraft (all perils)												
23. Fidelity												
24. Surety												
26. Burglary and Theft												
27. Boiler and Machinery												
28. Credit												
29. International												
30. Warranty	338,999	332,351		231,861	110,829	118,435	15,542				(1,479)	3,498
31. Reins nonproportional assumed property	XXX	XXX	XXX	XXX	XXX	XXX	XXX	XXX	XXX	XXX	XXX	XXX
32. Reins nonproportional assumed liability	XXX	XXX	XXX	XXX	XXX	XXX	XXX	XXX	XXX	XXX	XXX	XXX
33. Reins nonproportional assumed financial lines	XXX	XXX	XXX	XXX	XXX	XXX	XXX	XXX	XXX	XXX	XXX	XXX
34. Aggregate Write-Ins for Other Lines of Business	0	0	0	0	0	0	0	0	0	0	0	0
35. Total (a)	421,897	433,158	0	507,999	141,970	160,088	29,381	0	0	0	(1,840)	5,368
DETAILS OF WRITE-INS												
3401.												
3402.												
3403.												
3498. Summary of remaining write-ins for Line 34 from overflow page	0	0	0	0	0	0	0	0	0	0	0	0
3499. Totals (Lines 3401 thru 3403 plus 3498)(Line 34 above)	0	0	0	0	0	0	0	0	0	0	0	0

(a) Finance and service charges not included in Lines 1 to 35 \$
(b) For health business on indicated lines report: Number of persons insured under PPO managed care products and number of persons insured under indemnity only products



ANNUAL STATEMENT FOR THE YEAR 2023 OF THE Dealers Assurance Company

EXHIBIT OF PREMIUMS AND LOSSES (Statutory Page 14)

NAIC Group Code 0315

BUSINESS IN THE STATE OF New Jersey

DURING THE YEAR 2023

NAIC Company Code 16705

Line of Business	Gross Premiums, Including Policy and Membership Fees, Less Return Premiums and Premiums on Policies not Taken		3	4	5	6	7	8	9	10	11	12
	1 Direct Premiums Written	2 Direct Premiums Earned										
1. Fire												
2.1 Allied Lines												
2.2 Multiple Peril Crop												
2.3 Federal Flood												
2.4. Private Crop												
2.5 Private Flood												
3. Farmowners Multiple Peril												
4. Homeowners Multiple Peril												
5.1 Commercial Multiple Peril (Non-Liability Portion)												
5.2 Commercial Multiple Peril (Liability Portion)												
6. Mortgage Guaranty												
8. Ocean Marine												
9. Inland Marine												
10. Financial Guaranty												
11.1 Medical Professional Liability - Occurrence												
11.2 Medical Professional Liability - Claims-Made												
12. Earthquake												
13.1 Comprehensive (hospital and medical) ind (b)												
13.2 Comprehensive (hospital and medical) group (b)												
14. Credit A&H (Group and Individual)												
15.1 Vision Only (b).....												
15.2 Dental Only (b)												
15.3 Disability Income (b)												
15.4 Medicare Supplement (b)												
15.5 Medicaid Title XIX (b)												
15.6 Medicare Title XVIII (b).....												
15.7 Long-Term Care (b)												
15.8 Federal Employees Health Benefits Plan (b)												
15.9 Other Health (b)												
16. Workers' Compensation												
17.1 Other Liability - Occurrence	110,633	56,651		180,566	30,838	46,997	20,774				(483)	9,185
17.2 Other Liability - Claims-Made												
17.3 Excess Workers' Compensation												
18.1 Products Liability - Occurrence												
18.2 Products Liability - Claims-Made												
19.1 Private Passenger Auto No-Fault (Personal Injury Protection)												
19.2 Other Private Passenger Auto Liability												
19.3 Commercial Auto No-Fault (Personal Injury Protection)												
19.4 Other Commercial Auto Liability												
21.1 Private Passenger Auto Physical Damage												
21.2 Commercial Auto Physical Damage												
22. Aircraft (all perils)												
23. Fidelity												
24. Surety												
26. Burglary and Theft												
27. Boiler and Machinery												
28. Credit												
29. International												
30. Warranty	3,987,914	3,285,050		3,655,246	2,750,933	2,815,265	197,311				(17,397)	74,953
31. Reins nonproportional assumed property	XXX	XXX	XXX	XXX	XXX	XXX	XXX	XXX	XXX	XXX	XXX	XXX
32. Reins nonproportional assumed liability	XXX	XXX	XXX	XXX	XXX	XXX	XXX	XXX	XXX	XXX	XXX	XXX
33. Reins nonproportional assumed financial lines	XXX	XXX	XXX	XXX	XXX	XXX	XXX	XXX	XXX	XXX	XXX	XXX
34. Aggregate Write-Ins for Other Lines of Business	0	0	0	0	0	0	0	0	0	0	0	0
35. Total (a)	4,098,547	3,341,700	0	3,835,812	2,781,771	2,862,262	218,085	0	0	0	(17,879)	84,138
DETAILS OF WRITE-INS												
3401.												
3402.												
3403.												
3498. Summary of remaining write-ins for Line 34 from overflow page	0	0	0	0	0	0	0	0	0	0	0	0
3499. Totals (Lines 3401 thru 3403 plus 3498)(Line 34 above)	0	0	0	0	0	0	0	0	0	0	0	0

(a) Finance and service charges not included in Lines 1 to 35 \$

(b) For health business on indicated lines report: Number of persons insured under PPO managed care products and number of persons insured under indemnity only products



ANNUAL STATEMENT FOR THE YEAR 2023 OF THE Dealers Assurance Company

EXHIBIT OF PREMIUMS AND LOSSES (Statutory Page 14)

NAIC Group Code 0315 BUSINESS IN THE STATE OF New Mexico DURING THE YEAR 2023 NAIC Company Code 16705

Line of Business	Gross Premiums, Including Policy and Membership Fees, Less Return Premiums and Premiums on Policies not Taken		3	4	5	6	7	8	9	10	11	12
	1	2										
	Direct Premiums Written	Direct Premiums Earned	Dividends Paid or Credited to Policyholders on Direct Business	Direct Unearned Premium Reserves	Direct Losses Paid (deducting salvage)	Direct Losses Incurred	Direct Losses Unpaid	Direct Defense and Cost Containment Expense Paid	Direct Defense and Cost Containment Expense Incurred	Direct Defense and Cost Containment Expense Unpaid	Commissions and Brokerage Expenses	Taxes, Licenses and Fees
1. Fire												
2.1 Allied Lines												
2.2 Multiple Peril Crop												
2.3 Federal Flood												
2.4. Private Crop												
2.5 Private Flood												
3. Farmowners Multiple Peril												
4. Homeowners Multiple Peril												
5.1 Commercial Multiple Peril (Non-Liability Portion)												
5.2 Commercial Multiple Peril (Liability Portion)												
6. Mortgage Guaranty												
8. Ocean Marine												
9. Inland Marine												
10. Financial Guaranty												
11.1 Medical Professional Liability - Occurrence												
11.2 Medical Professional Liability - Claims-Made												
12. Earthquake												
13.1 Comprehensive (hospital and medical) ind (b)												
13.2 Comprehensive (hospital and medical) group (b)												
14. Credit A&H (Group and Individual)												
15.1 Vision Only (b).....												
15.2 Dental Only (b)												
15.3 Disability Income (b)												
15.4 Medicare Supplement (b)												
15.5 Medicaid Title XIX (b)												
15.6 Medicare Title XVIII (b).....												
15.7 Long-Term Care (b)												
15.8 Federal Employees Health Benefits Plan (b)												
15.9 Other Health (b)												
16. Workers' Compensation												
17.1 Other Liability - Occurrence	1,131,992	1,173,013		1,727,074	427,670	518,090	119,315				(4,938)	37,344
17.2 Other Liability - Claims-Made												
17.3 Excess Workers' Compensation												
18.1 Products Liability - Occurrence												
18.2 Products Liability - Claims-Made												
19.1 Private Passenger Auto No-Fault (Personal Injury Protection)												
19.2 Other Private Passenger Auto Liability												
19.3 Commercial Auto No-Fault (Personal Injury Protection)												
19.4 Other Commercial Auto Liability												
21.1 Private Passenger Auto Physical Damage												
21.2 Commercial Auto Physical Damage												
22. Aircraft (all perils)												
23. Fidelity												
24. Surety												
26. Burglary and Theft												
27. Boiler and Machinery												
28. Credit												
29. International												
30. Warranty	1,025,217	1,254,347		928,372	487,284	496,445	51,184				(4,472)	28,576
31. Reins nonproportional assumed property	XXX	XXX	XXX	XXX	XXX	XXX	XXX	XXX	XXX	XXX	XXX	XXX
32. Reins nonproportional assumed liability	XXX	XXX	XXX	XXX	XXX	XXX	XXX	XXX	XXX	XXX	XXX	XXX
33. Reins nonproportional assumed financial lines	XXX	XXX	XXX	XXX	XXX	XXX	XXX	XXX	XXX	XXX	XXX	XXX
34. Aggregate Write-Ins for Other Lines of Business	0	0	0	0	0	0	0	0	0	0	0	0
35. Total (a)	2,157,209	2,427,361	0	2,655,446	914,954	1,014,535	170,499	0	0	0	(9,411)	65,920
DETAILS OF WRITE-INS												
3401.												
3402.												
3403.												
3498. Summary of remaining write-ins for Line 34 from overflow page	0	0	0	0	0	0	0	0	0	0	0	0
3499. Totals (Lines 3401 thru 3403 plus 3498)(Line 34 above)	0	0	0	0	0	0	0	0	0	0	0	0

(a) Finance and service charges not included in Lines 1 to 35 \$
(b) For health business on indicated lines report: Number of persons insured under PPO managed care products and number of persons insured under indemnity only products



ANNUAL STATEMENT FOR THE YEAR 2023 OF THE Dealers Assurance Company

EXHIBIT OF PREMIUMS AND LOSSES (Statutory Page 14)

NAIC Group Code 0315

BUSINESS IN THE STATE OF New York

DURING THE YEAR 2023

NAIC Company Code 16705

Line of Business	Gross Premiums, Including Policy and Membership Fees, Less Return Premiums and Premiums on Policies not Taken		3	4	5	6	7	8	9	10	11	12
	1 Direct Premiums Written	2 Direct Premiums Earned										
1. Fire												
2.1 Allied Lines												
2.2 Multiple Peril Crop												
2.3 Federal Flood												
2.4. Private Crop												
2.5 Private Flood												
3. Farmowners Multiple Peril												
4. Homeowners Multiple Peril												
5.1 Commercial Multiple Peril (Non-Liability Portion)												
5.2 Commercial Multiple Peril (Liability Portion)												
6. Mortgage Guaranty												
8. Ocean Marine												
9. Inland Marine												
10. Financial Guaranty												
11.1 Medical Professional Liability - Occurrence												
11.2 Medical Professional Liability - Claims-Made												
12. Earthquake												
13.1 Comprehensive (hospital and medical) ind (b)												
13.2 Comprehensive (hospital and medical) group (b)												
14. Credit A&H (Group and Individual)												
15.1 Vision Only (b).....												
15.2 Dental Only (b)												
15.3 Disability Income (b)												
15.4 Medicare Supplement (b)												
15.5 Medicaid Title XIX (b)												
15.6 Medicare Title XVIII (b).....												
15.7 Long-Term Care (b)												
15.8 Federal Employees Health Benefits Plan (b)												
15.9 Other Health (b)												
16. Workers' Compensation												
17.1 Other Liability - Occurrence	84,282	65,989		101,960	38,791	49,947	14,715				(368)	2,686
17.2 Other Liability - Claims-Made												
17.3 Excess Workers' Compensation												
18.1 Products Liability - Occurrence												
18.2 Products Liability - Claims-Made												
19.1 Private Passenger Auto No-Fault (Personal Injury Protection)												
19.2 Other Private Passenger Auto Liability												
19.3 Commercial Auto No-Fault (Personal Injury Protection)												
19.4 Other Commercial Auto Liability												
21.1 Private Passenger Auto Physical Damage												
21.2 Commercial Auto Physical Damage												
22. Aircraft (all perils)												
23. Fidelity												
24. Surety												
26. Burglary and Theft												
27. Boiler and Machinery												
28. Credit												
29. International												
30. Warranty	14,771,172	6,978,805		16,005,128	6,372,683	6,682,288	616,723				(64,438)	262,094
31. Reins nonproportional assumed property	XXX	XXX	XXX	XXX	XXX	XXX	XXX	XXX	XXX	XXX	XXX	XXX
32. Reins nonproportional assumed liability	XXX	XXX	XXX	XXX	XXX	XXX	XXX	XXX	XXX	XXX	XXX	XXX
33. Reins nonproportional assumed financial lines	XXX	XXX	XXX	XXX	XXX	XXX	XXX	XXX	XXX	XXX	XXX	XXX
34. Aggregate Write-Ins for Other Lines of Business	0	0	0	0	0	0	0	0	0	0	0	0
35. Total (a)	14,855,454	7,044,794	0	16,107,088	6,411,474	6,732,235	631,438	0	0	0	(64,805)	264,780
DETAILS OF WRITE-INS												
3401.												
3402.												
3403.												
3498. Summary of remaining write-ins for Line 34 from overflow page	0	0	0	0	0	0	0	0	0	0	0	0
3499. Totals (Lines 3401 thru 3403 plus 3498)(Line 34 above)	0	0	0	0	0	0	0	0	0	0	0	0

(a) Finance and service charges not included in Lines 1 to 35 \$

(b) For health business on indicated lines report: Number of persons insured under PPO managed care products and number of persons insured under indemnity only products



ANNUAL STATEMENT FOR THE YEAR 2023 OF THE Dealers Assurance Company

EXHIBIT OF PREMIUMS AND LOSSES (Statutory Page 14)

NAIC Group Code 0315 BUSINESS IN THE STATE OF North Carolina DURING THE YEAR 2023 NAIC Company Code 16705

Line of Business	Gross Premiums, Including Policy and Membership Fees, Less Return Premiums and Premiums on Policies not Taken		3	4	5	6	7	8	9	10	11	12
	1	2										
	Direct Premiums Written	Direct Premiums Earned	Dividends Paid or Credited to Policyholders on Direct Business	Direct Unearned Premium Reserves	Direct Losses Paid (deducting salvage)	Direct Losses Incurred	Direct Losses Unpaid	Direct Defense and Cost Containment Expense Paid	Direct Defense and Cost Containment Expense Incurred	Direct Defense and Cost Containment Expense Unpaid	Commissions and Brokerage Expenses	Taxes, Licenses and Fees
1. Fire												
2.1 Allied Lines												
2.2 Multiple Peril Crop												
2.3 Federal Flood												
2.4. Private Crop												
2.5 Private Flood												
3. Farmowners Multiple Peril												
4. Homeowners Multiple Peril												
5.1 Commercial Multiple Peril (Non-Liability Portion)												
5.2 Commercial Multiple Peril (Liability Portion)												
6. Mortgage Guaranty												
8. Ocean Marine												
9. Inland Marine												
10. Financial Guaranty												
11.1 Medical Professional Liability - Occurrence												
11.2 Medical Professional Liability - Claims-Made												
12. Earthquake												
13.1 Comprehensive (hospital and medical) ind (b)												
13.2 Comprehensive (hospital and medical) group (b)												
14. Credit A&H (Group and Individual)												
15.1 Vision Only (b).....												
15.2 Dental Only (b)												
15.3 Disability Income (b)												
15.4 Medicare Supplement (b)												
15.5 Medicaid Title XIX (b)												
15.6 Medicare Title XVIII (b).....												
15.7 Long-Term Care (b)												
15.8 Federal Employees Health Benefits Plan (b)												
15.9 Other Health (b)												
16. Workers' Compensation												
17.1 Other Liability - Occurrence	1,589,725	1,282,359		2,982,848	809,721	1,017,737	270,774				(6,935)	34,985
17.2 Other Liability - Claims-Made												
17.3 Excess Workers' Compensation												
18.1 Products Liability - Occurrence												
18.2 Products Liability - Claims-Made												
19.1 Private Passenger Auto No-Fault (Personal Injury Protection)												
19.2 Other Private Passenger Auto Liability												
19.3 Commercial Auto No-Fault (Personal Injury Protection)												
19.4 Other Commercial Auto Liability												
21.1 Private Passenger Auto Physical Damage												
21.2 Commercial Auto Physical Damage												
22. Aircraft (all perils)												
23. Fidelity												
24. Surety												
26. Burglary and Theft												
27. Boiler and Machinery												
28. Credit												
29. International												
30. Warranty	12,193,767	16,197,003		23,226,257	16,829,848	16,657,832	1,407,937				(53,194)	204,291
31. Reins nonproportional assumed property	XXX	XXX	XXX	XXX	XXX	XXX	XXX	XXX	XXX	XXX	XXX	XXX
32. Reins nonproportional assumed liability	XXX	XXX	XXX	XXX	XXX	XXX	XXX	XXX	XXX	XXX	XXX	XXX
33. Reins nonproportional assumed financial lines	XXX	XXX	XXX	XXX	XXX	XXX	XXX	XXX	XXX	XXX	XXX	XXX
34. Aggregate Write-Ins for Other Lines of Business	0	0	0	0	0	0	0	0	0	0	0	0
35. Total (a)	13,783,492	17,479,362	0	26,209,105	17,639,568	17,675,569	1,678,711	0	0	0	(60,129)	239,276
DETAILS OF WRITE-INS												
3401.												
3402.												
3403.												
3498. Summary of remaining write-ins for Line 34 from overflow page	0	0	0	0	0	0	0	0	0	0	0	0
3499. Totals (Lines 3401 thru 3403 plus 3498)(Line 34 above)	0	0	0	0	0	0	0	0	0	0	0	0

(a) Finance and service charges not included in Lines 1 to 35 \$
(b) For health business on indicated lines report: Number of persons insured under PPO managed care products and number of persons insured under indemnity only products



ANNUAL STATEMENT FOR THE YEAR 2023 OF THE Dealers Assurance Company

EXHIBIT OF PREMIUMS AND LOSSES (Statutory Page 14)

NAIC Group Code 0315

BUSINESS IN THE STATE OF North Dakota

DURING THE YEAR 2023

NAIC Company Code 16705

Line of Business	Gross Premiums, Including Policy and Membership Fees, Less Return Premiums and Premiums on Policies not Taken		3	4	5	6	7	8	9	10	11	12
	1	2										
	Direct Premiums Written	Direct Premiums Earned	Dividends Paid or Credited to Policyholders on Direct Business	Direct Unearned Premium Reserves	Direct Losses Paid (deducting salvage)	Direct Losses Incurred	Direct Losses Unpaid	Direct Defense and Cost Containment Expense Paid	Direct Defense and Cost Containment Expense Incurred	Direct Defense and Cost Containment Expense Unpaid	Commissions and Brokerage Expenses	Taxes, Licenses and Fees
1. Fire												
2.1 Allied Lines												
2.2 Multiple Peril Crop												
2.3 Federal Flood												
2.4. Private Crop												
2.5 Private Flood												
3. Farmowners Multiple Peril												
4. Homeowners Multiple Peril												
5.1 Commercial Multiple Peril (Non-Liability Portion)												
5.2 Commercial Multiple Peril (Liability Portion)												
6. Mortgage Guaranty												
8. Ocean Marine												
9. Inland Marine												
10. Financial Guaranty												
11.1 Medical Professional Liability - Occurrence												
11.2 Medical Professional Liability - Claims-Made												
12. Earthquake												
13.1 Comprehensive (hospital and medical) ind (b)												
13.2 Comprehensive (hospital and medical) group (b)												
14. Credit A&H (Group and Individual)												
15.1 Vision Only (b).....												
15.2 Dental Only (b)												
15.3 Disability Income (b)												
15.4 Medicare Supplement (b)												
15.5 Medicaid Title XIX (b)												
15.6 Medicare Title XVIII (b).....												
15.7 Long-Term Care (b)												
15.8 Federal Employees Health Benefits Plan (b)												
15.9 Other Health (b)												
16. Workers' Compensation												
17.1 Other Liability - Occurrence	5,781	2,444		13,879	2,677	5,301	3,458				(25)	753
17.2 Other Liability - Claims-Made												
17.3 Excess Workers' Compensation												
18.1 Products Liability - Occurrence												
18.2 Products Liability - Claims-Made												
19.1 Private Passenger Auto No-Fault (Personal Injury Protection)												
19.2 Other Private Passenger Auto Liability												
19.3 Commercial Auto No-Fault (Personal Injury Protection)												
19.4 Other Commercial Auto Liability												
21.1 Private Passenger Auto Physical Damage												
21.2 Commercial Auto Physical Damage												
22. Aircraft (all perils)												
23. Fidelity												
24. Surety												
26. Burglary and Theft												
27. Boiler and Machinery												
28. Credit												
29. International												
30. Warranty	178,621	123,934		163,504	107,733	112,623	9,019				(779)	2,743
31. Reins nonproportional assumed property	XXX	XXX	XXX	XXX	XXX	XXX	XXX	XXX	XXX	XXX	XXX	XXX
32. Reins nonproportional assumed liability	XXX	XXX	XXX	XXX	XXX	XXX	XXX	XXX	XXX	XXX	XXX	XXX
33. Reins nonproportional assumed financial lines	XXX	XXX	XXX	XXX	XXX	XXX	XXX	XXX	XXX	XXX	XXX	XXX
34. Aggregate Write-Ins for Other Lines of Business	0	0	0	0	0	0	0	0	0	0	0	0
35. Total (a)	184,402	126,378	0	177,384	110,411	117,924	12,478	0	0	0	(804)	3,496
DETAILS OF WRITE-INS												
3401.												
3402.												
3403.												
3498. Summary of remaining write-ins for Line 34 from overflow page	0	0	0	0	0	0	0	0	0	0	0	0
3499. Totals (Lines 3401 thru 3403 plus 3498)(Line 34 above)	0	0	0	0	0	0	0	0	0	0	0	0

(a) Finance and service charges not included in Lines 1 to 35 \$

(b) For health business on indicated lines report: Number of persons insured under PPO managed care products and number of persons insured under indemnity only products



ANNUAL STATEMENT FOR THE YEAR 2023 OF THE Dealers Assurance Company

EXHIBIT OF PREMIUMS AND LOSSES (Statutory Page 14)

NAIC Group Code 0315

BUSINESS IN THE STATE OF Ohio

DURING THE YEAR 2023

NAIC Company Code 16705

Line of Business	Gross Premiums, Including Policy and Membership Fees, Less Return Premiums and Premiums on Policies not Taken		3	4	5	6	7	8	9	10	11	12
	1 Direct Premiums Written	2 Direct Premiums Earned										
1. Fire												
2.1 Allied Lines												
2.2 Multiple Peril Crop												
2.3 Federal Flood												
2.4. Private Crop												
2.5 Private Flood												
3. Farmowners Multiple Peril												
4. Homeowners Multiple Peril												
5.1 Commercial Multiple Peril (Non-Liability Portion)												
5.2 Commercial Multiple Peril (Liability Portion)												
6. Mortgage Guaranty												
8. Ocean Marine												
9. Inland Marine												
10. Financial Guaranty												
11.1 Medical Professional Liability - Occurrence												
11.2 Medical Professional Liability - Claims-Made												
12. Earthquake												
13.1 Comprehensive (hospital and medical) ind (b)												
13.2 Comprehensive (hospital and medical) group (b)												
14. Credit A&H (Group and Individual)												
15.1 Vision Only (b).....												
15.2 Dental Only (b)												
15.3 Disability Income (b)												
15.4 Medicare Supplement (b)												
15.5 Medicaid Title XIX (b)												
15.6 Medicare Title XVIII (b).....												
15.7 Long-Term Care (b)												
15.8 Federal Employees Health Benefits Plan (b)												
15.9 Other Health (b)												
16. Workers' Compensation												
17.1 Other Liability - Occurrence	1,957,579	1,915,388		4,531,724	661,356	837,534	239,114				(8,540)	87,406
17.2 Other Liability - Claims-Made												
17.3 Excess Workers' Compensation												
18.1 Products Liability - Occurrence												
18.2 Products Liability - Claims-Made												
19.1 Private Passenger Auto No-Fault (Personal Injury Protection)												
19.2 Other Private Passenger Auto Liability												
19.3 Commercial Auto No-Fault (Personal Injury Protection)												
19.4 Other Commercial Auto Liability												
21.1 Private Passenger Auto Physical Damage												
21.2 Commercial Auto Physical Damage												
22. Aircraft (all perils)												
23. Fidelity												
24. Surety												
26. Burglary and Theft												
27. Boiler and Machinery												
28. Credit												
29. International												
30. Warranty	19,568,718	20,423,808		60,968,688	19,867,313	19,983,109	1,996,517				(85,366)	231,634
31. Reins nonproportional assumed property	XXX	XXX	XXX	XXX	XXX	XXX	XXX	XXX	XXX	XXX	XXX	XXX
32. Reins nonproportional assumed liability	XXX	XXX	XXX	XXX	XXX	XXX	XXX	XXX	XXX	XXX	XXX	XXX
33. Reins nonproportional assumed financial lines	XXX	XXX	XXX	XXX	XXX	XXX	XXX	XXX	XXX	XXX	XXX	XXX
34. Aggregate Write-Ins for Other Lines of Business	0	0	0	0	0	0	0	0	0	0	0	0
35. Total (a)	21,526,297	22,339,196	0	65,500,413	20,528,669	20,820,642	2,235,631	0	0	0	(93,906)	319,040
DETAILS OF WRITE-INS												
3401.												
3402.												
3403.												
3498. Summary of remaining write-ins for Line 34 from overflow page	0	0	0	0	0	0	0	0	0	0	0	0
3499. Totals (Lines 3401 thru 3403 plus 3498)(Line 34 above)	0	0	0	0	0	0	0	0	0	0	0	0

(a) Finance and service charges not included in Lines 1 to 35 \$

(b) For health business on indicated lines report: Number of persons insured under PPO managed care products and number of persons insured under indemnity only products



ANNUAL STATEMENT FOR THE YEAR 2023 OF THE Dealers Assurance Company

EXHIBIT OF PREMIUMS AND LOSSES (Statutory Page 14)

NAIC Group Code 0315

BUSINESS IN THE STATE OF Oklahoma

DURING THE YEAR 2023

NAIC Company Code 16705

Line of Business	Gross Premiums, Including Policy and Membership Fees, Less Return Premiums and Premiums on Policies not Taken		3	4	5	6	7	8	9	10	11	12
	1 Direct Premiums Written	2 Direct Premiums Earned										
1. Fire												
2.1 Allied Lines												
2.2 Multiple Peril Crop												
2.3 Federal Flood												
2.4. Private Crop												
2.5 Private Flood												
3. Farmowners Multiple Peril												
4. Homeowners Multiple Peril												
5.1 Commercial Multiple Peril (Non-Liability Portion)												
5.2 Commercial Multiple Peril (Liability Portion)												
6. Mortgage Guaranty												
8. Ocean Marine												
9. Inland Marine												
10. Financial Guaranty												
11.1 Medical Professional Liability - Occurrence												
11.2 Medical Professional Liability - Claims-Made												
12. Earthquake												
13.1 Comprehensive (hospital and medical) ind (b)												
13.2 Comprehensive (hospital and medical) group (b)												
14. Credit A&H (Group and Individual)												
15.1 Vision Only (b).....												
15.2 Dental Only (b)												
15.3 Disability Income (b)												
15.4 Medicare Supplement (b)												
15.5 Medicaid Title XIX (b)												
15.6 Medicare Title XVIII (b).....												
15.7 Long-Term Care (b)												
15.8 Federal Employees Health Benefits Plan (b)												
15.9 Other Health (b)												
16. Workers' Compensation												
17.1 Other Liability - Occurrence	54,461	39,799		24,195	3,877	9,404	7,070				(238)	2,235
17.2 Other Liability - Claims-Made												
17.3 Excess Workers' Compensation												
18.1 Products Liability - Occurrence												
18.2 Products Liability - Claims-Made												
19.1 Private Passenger Auto No-Fault (Personal Injury Protection)												
19.2 Other Private Passenger Auto Liability												
19.3 Commercial Auto No-Fault (Personal Injury Protection)												
19.4 Other Commercial Auto Liability												
21.1 Private Passenger Auto Physical Damage												
21.2 Commercial Auto Physical Damage												
22. Aircraft (all perils)												
23. Fidelity												
24. Surety												
26. Burglary and Theft												
27. Boiler and Machinery												
28. Credit												
29. International												
30. Warranty	1,202,497	791,269		1,086,396	632,889	662,937	59,937				(5,246)	24,372
31. Reins nonproportional assumed property	XXX	XXX	XXX	XXX	XXX	XXX	XXX	XXX	XXX	XXX	XXX	XXX
32. Reins nonproportional assumed liability	XXX	XXX	XXX	XXX	XXX	XXX	XXX	XXX	XXX	XXX	XXX	XXX
33. Reins nonproportional assumed financial lines	XXX	XXX	XXX	XXX	XXX	XXX	XXX	XXX	XXX	XXX	XXX	XXX
34. Aggregate Write-Ins for Other Lines of Business	0	0	0	0	0	0	0	0	0	0	0	0
35. Total (a)	1,256,958	831,068	0	1,110,591	636,766	672,341	67,007	0	0	0	(5,483)	26,607
DETAILS OF WRITE-INS												
3401.												
3402.												
3403.												
3498. Summary of remaining write-ins for Line 34 from overflow page	0	0	0	0	0	0	0	0	0	0	0	0
3499. Totals (Lines 3401 thru 3403 plus 3498)(Line 34 above)	0	0	0	0	0	0	0	0	0	0	0	0

(a) Finance and service charges not included in Lines 1 to 35 \$

(b) For health business on indicated lines report: Number of persons insured under PPO managed care products and number of persons insured under indemnity only products

19 OK



ANNUAL STATEMENT FOR THE YEAR 2023 OF THE Dealers Assurance Company

EXHIBIT OF PREMIUMS AND LOSSES (Statutory Page 14)

NAIC Group Code 0315

BUSINESS IN THE STATE OF Oregon

DURING THE YEAR 2023

NAIC Company Code 16705

Line of Business	Gross Premiums, Including Policy and Membership Fees, Less Return Premiums and Premiums on Policies not Taken		3	4	5	6	7	8	9	10	11	12
	1 Direct Premiums Written	2 Direct Premiums Earned										
1. Fire												
2.1 Allied Lines												
2.2 Multiple Peril Crop												
2.3 Federal Flood												
2.4. Private Crop												
2.5 Private Flood												
3. Farmowners Multiple Peril												
4. Homeowners Multiple Peril												
5.1 Commercial Multiple Peril (Non-Liability Portion)												
5.2 Commercial Multiple Peril (Liability Portion)												
6. Mortgage Guaranty												
8. Ocean Marine												
9. Inland Marine												
10. Financial Guaranty												
11.1 Medical Professional Liability - Occurrence												
11.2 Medical Professional Liability - Claims-Made												
12. Earthquake												
13.1 Comprehensive (hospital and medical) ind (b)												
13.2 Comprehensive (hospital and medical) group (b)												
14. Credit A&H (Group and Individual)												
15.1 Vision Only (b).....												
15.2 Dental Only (b)												
15.3 Disability Income (b)												
15.4 Medicare Supplement (b)												
15.5 Medicaid Title XIX (b)												
15.6 Medicare Title XVIII (b).....												
15.7 Long-Term Care (b)												
15.8 Federal Employees Health Benefits Plan (b)												
15.9 Other Health (b)												
16. Workers' Compensation												
17.1 Other Liability - Occurrence	1,164,228	633,310		2,560,458	494,780	602,650	131,766				(5,079)	17,403
17.2 Other Liability - Claims-Made												
17.3 Excess Workers' Compensation												
18.1 Products Liability - Occurrence												
18.2 Products Liability - Claims-Made												
19.1 Private Passenger Auto No-Fault (Personal Injury Protection)												
19.2 Other Private Passenger Auto Liability												
19.3 Commercial Auto No-Fault (Personal Injury Protection)												
19.4 Other Commercial Auto Liability												
21.1 Private Passenger Auto Physical Damage												
21.2 Commercial Auto Physical Damage												
22. Aircraft (all perils)												
23. Fidelity												
24. Surety												
26. Burglary and Theft												
27. Boiler and Machinery												
28. Credit												
29. International												
30. Warranty	46,201	35,449		73,411	177,132	205,931	32,653				(202)	577
31. Reins nonproportional assumed property	XXX	XXX	XXX	XXX	XXX	XXX	XXX	XXX	XXX	XXX	XXX	XXX
32. Reins nonproportional assumed liability	XXX	XXX	XXX	XXX	XXX	XXX	XXX	XXX	XXX	XXX	XXX	XXX
33. Reins nonproportional assumed financial lines	XXX	XXX	XXX	XXX	XXX	XXX	XXX	XXX	XXX	XXX	XXX	XXX
34. Aggregate Write-Ins for Other Lines of Business	0	0	0	0	0	0	0	0	0	0	0	0
35. Total (a)	1,210,429	668,759	0	2,633,869	671,912	808,581	164,419	0	0	0	(5,280)	17,980
DETAILS OF WRITE-INS												
3401.												
3402.												
3403.												
3498. Summary of remaining write-ins for Line 34 from overflow page	0	0	0	0	0	0	0	0	0	0	0	0
3499. Totals (Lines 3401 thru 3403 plus 3498)(Line 34 above)	0	0	0	0	0	0	0	0	0	0	0	0

(a) Finance and service charges not included in Lines 1 to 35 \$

(b) For health business on indicated lines report: Number of persons insured under PPO managed care products and number of persons insured under indemnity only products



ANNUAL STATEMENT FOR THE YEAR 2023 OF THE Dealers Assurance Company

EXHIBIT OF PREMIUMS AND LOSSES (Statutory Page 14)

NAIC Group Code 0315

BUSINESS IN THE STATE OF Pennsylvania

DURING THE YEAR 2023

NAIC Company Code 16705

Line of Business	Gross Premiums, Including Policy and Membership Fees, Less Return Premiums and Premiums on Policies not Taken		3	4	5	6	7	8	9	10	11	12
	1	2										
	Direct Premiums Written	Direct Premiums Earned	Dividends Paid or Credited to Policyholders on Direct Business	Direct Unearned Premium Reserves	Direct Losses Paid (deducting salvage)	Direct Losses Incurred	Direct Losses Unpaid	Direct Defense and Cost Containment Expense Paid	Direct Defense and Cost Containment Expense Incurred	Direct Defense and Cost Containment Expense Unpaid	Commissions and Brokerage Expenses	Taxes, Licenses and Fees
1. Fire												
2.1 Allied Lines												
2.2 Multiple Peril Crop												
2.3 Federal Flood												
2.4. Private Crop												
2.5 Private Flood												
3. Farmowners Multiple Peril												
4. Homeowners Multiple Peril												
5.1 Commercial Multiple Peril (Non-Liability Portion)												
5.2 Commercial Multiple Peril (Liability Portion)												
6. Mortgage Guaranty												
8. Ocean Marine												
9. Inland Marine												
10. Financial Guaranty												
11.1 Medical Professional Liability - Occurrence												
11.2 Medical Professional Liability - Claims-Made												
12. Earthquake												
13.1 Comprehensive (hospital and medical) ind (b)												
13.2 Comprehensive (hospital and medical) group (b)												
14. Credit A&H (Group and Individual)												
15.1 Vision Only (b).....												
15.2 Dental Only (b)												
15.3 Disability Income (b)												
15.4 Medicare Supplement (b)												
15.5 Medicaid Title XIX (b)												
15.6 Medicare Title XVIII (b).....												
15.7 Long-Term Care (b)												
15.8 Federal Employees Health Benefits Plan (b)												
15.9 Other Health (b)												
16. Workers' Compensation												
17.1 Other Liability - Occurrence	730,408	517,234		1,522,713	292,300	367,214	94,728				(3,186)	20,538
17.2 Other Liability - Claims-Made												
17.3 Excess Workers' Compensation												
18.1 Products Liability - Occurrence												
18.2 Products Liability - Claims-Made												
19.1 Private Passenger Auto No-Fault (Personal Injury Protection)												
19.2 Other Private Passenger Auto Liability												
19.3 Commercial Auto No-Fault (Personal Injury Protection)												
19.4 Other Commercial Auto Liability												
21.1 Private Passenger Auto Physical Damage												
21.2 Commercial Auto Physical Damage												
22. Aircraft (all perils)												
23. Fidelity												
24. Surety												
26. Burglary and Theft												
27. Boiler and Machinery												
28. Credit												
29. International												
30. Warranty	5,636,694	4,993,977		5,498,475	2,564,087	2,625,116	208,209				(24,589)	100,188
31. Reins nonproportional assumed property	XXX	XXX	XXX	XXX	XXX	XXX	XXX	XXX	XXX	XXX	XXX	XXX
32. Reins nonproportional assumed liability	XXX	XXX	XXX	XXX	XXX	XXX	XXX	XXX	XXX	XXX	XXX	XXX
33. Reins nonproportional assumed financial lines	XXX	XXX	XXX	XXX	XXX	XXX	XXX	XXX	XXX	XXX	XXX	XXX
34. Aggregate Write-Ins for Other Lines of Business	0	0	0	0	0	0	0	0	0	0	0	0
35. Total (a)	6,367,102	5,511,211	0	7,011,188	2,856,387	2,992,330	302,937	0	0	0	(27,776)	120,726
DETAILS OF WRITE-INS												
3401.												
3402.												
3403.												
3498. Summary of remaining write-ins for Line 34 from overflow page	0	0	0	0	0	0	0	0	0	0	0	0
3499. Totals (Lines 3401 thru 3403 plus 3498)(Line 34 above)	0	0	0	0	0	0	0	0	0	0	0	0

(a) Finance and service charges not included in Lines 1 to 35 \$

(b) For health business on indicated lines report: Number of persons insured under PPO managed care products and number of persons insured under indemnity only products



ANNUAL STATEMENT FOR THE YEAR 2023 OF THE Dealers Assurance Company

EXHIBIT OF PREMIUMS AND LOSSES (Statutory Page 14)

NAIC Group Code 0315 BUSINESS IN THE STATE OF Rhode Island DURING THE YEAR 2023 NAIC Company Code 16705

Line of Business	Gross Premiums, Including Policy and Membership Fees, Less Return Premiums and Premiums on Policies not Taken		3	4	5	6	7	8	9	10	11	12
	1	2										
	Direct Premiums Written	Direct Premiums Earned	Dividends Paid or Credited to Policyholders on Direct Business	Direct Unearned Premium Reserves	Direct Losses Paid (deducting salvage)	Direct Losses Incurred	Direct Losses Unpaid	Direct Defense and Cost Containment Expense Paid	Direct Defense and Cost Containment Expense Incurred	Direct Defense and Cost Containment Expense Unpaid	Commissions and Brokerage Expenses	Taxes, Licenses and Fees
1. Fire												
2.1 Allied Lines												
2.2 Multiple Peril Crop												
2.3 Federal Flood												
2.4. Private Crop												
2.5 Private Flood												
3. Farmowners Multiple Peril												
4. Homeowners Multiple Peril												
5.1 Commercial Multiple Peril (Non-Liability Portion)												
5.2 Commercial Multiple Peril (Liability Portion)												
6. Mortgage Guaranty												
8. Ocean Marine												
9. Inland Marine												
10. Financial Guaranty												
11.1 Medical Professional Liability - Occurrence												
11.2 Medical Professional Liability - Claims-Made												
12. Earthquake												
13.1 Comprehensive (hospital and medical) ind (b)												
13.2 Comprehensive (hospital and medical) group (b)												
14. Credit A&H (Group and Individual)												
15.1 Vision Only (b).....												
15.2 Dental Only (b)												
15.3 Disability Income (b)												
15.4 Medicare Supplement (b)												
15.5 Medicaid Title XIX (b)												
15.6 Medicare Title XVIII (b).....												
15.7 Long-Term Care (b)												
15.8 Federal Employees Health Benefits Plan (b)												
15.9 Other Health (b)												
16. Workers' Compensation												
17.1 Other Liability - Occurrence	15,179	6,993		32,650	8,503	10,562	2,595				(66)	889
17.2 Other Liability - Claims-Made												
17.3 Excess Workers' Compensation												
18.1 Products Liability - Occurrence												
18.2 Products Liability - Claims-Made												
19.1 Private Passenger Auto No-Fault (Personal Injury Protection)												
19.2 Other Private Passenger Auto Liability												
19.3 Commercial Auto No-Fault (Personal Injury Protection)												
19.4 Other Commercial Auto Liability												
21.1 Private Passenger Auto Physical Damage												
21.2 Commercial Auto Physical Damage												
22. Aircraft (all perils)												
23. Fidelity												
24. Surety												
26. Burglary and Theft												
27. Boiler and Machinery												
28. Credit												
29. International												
30. Warranty	672,580	564,515		607,046	496,272	507,294	32,812				(2,934)	11,951
31. Reins nonproportional assumed property	XXX	XXX	XXX	XXX	XXX	XXX	XXX	XXX	XXX	XXX	XXX	XXX
32. Reins nonproportional assumed liability	XXX	XXX	XXX	XXX	XXX	XXX	XXX	XXX	XXX	XXX	XXX	XXX
33. Reins nonproportional assumed financial lines	XXX	XXX	XXX	XXX	XXX	XXX	XXX	XXX	XXX	XXX	XXX	XXX
34. Aggregate Write-Ins for Other Lines of Business	0	0	0	0	0	0	0	0	0	0	0	0
35. Total (a)	687,759	571,509	0	639,696	504,775	517,856	35,408	0	0	0	(3,000)	12,839
DETAILS OF WRITE-INS												
3401.												
3402.												
3403.												
3498. Summary of remaining write-ins for Line 34 from overflow page	0	0	0	0	0	0	0	0	0	0	0	0
3499. Totals (Lines 3401 thru 3403 plus 3498)(Line 34 above)	0	0	0	0	0	0	0	0	0	0	0	0

(a) Finance and service charges not included in Lines 1 to 35 \$
(b) For health business on indicated lines report: Number of persons insured under PPO managed care products and number of persons insured under indemnity only products



ANNUAL STATEMENT FOR THE YEAR 2023 OF THE Dealers Assurance Company

EXHIBIT OF PREMIUMS AND LOSSES (Statutory Page 14)

NAIC Group Code 0315

BUSINESS IN THE STATE OF South Carolina

DURING THE YEAR 2023

NAIC Company Code 16705

Line of Business	Gross Premiums, Including Policy and Membership Fees, Less Return Premiums and Premiums on Policies not Taken		3	4	5	6	7	8	9	10	11	12
	1	2										
	Direct Premiums Written	Direct Premiums Earned	Dividends Paid or Credited to Policyholders on Direct Business	Direct Unearned Premium Reserves	Direct Losses Paid (deducting salvage)	Direct Losses Incurred	Direct Losses Unpaid	Direct Defense and Cost Containment Expense Paid	Direct Defense and Cost Containment Expense Incurred	Direct Defense and Cost Containment Expense Unpaid	Commissions and Brokerage Expenses	Taxes, Licenses and Fees
1. Fire												
2.1 Allied Lines												
2.2 Multiple Peril Crop												
2.3 Federal Flood												
2.4. Private Crop												
2.5 Private Flood												
3. Farmowners Multiple Peril												
4. Homeowners Multiple Peril												
5.1 Commercial Multiple Peril (Non-Liability Portion)												
5.2 Commercial Multiple Peril (Liability Portion)												
6. Mortgage Guaranty												
8. Ocean Marine												
9. Inland Marine												
10. Financial Guaranty												
11.1 Medical Professional Liability - Occurrence												
11.2 Medical Professional Liability - Claims-Made												
12. Earthquake												
13.1 Comprehensive (hospital and medical) ind (b)												
13.2 Comprehensive (hospital and medical) group (b)												
14. Credit A&H (Group and Individual)												
15.1 Vision Only (b).....												
15.2 Dental Only (b)												
15.3 Disability Income (b)												
15.4 Medicare Supplement (b)												
15.5 Medicaid Title XIX (b)												
15.6 Medicare Title XVIII (b).....												
15.7 Long-Term Care (b)												
15.8 Federal Employees Health Benefits Plan (b)												
15.9 Other Health (b)												
16. Workers' Compensation												
17.1 Other Liability - Occurrence	127,022	232		326,665	86,042	99,279	17,114				(554)	4,065
17.2 Other Liability - Claims-Made												
17.3 Excess Workers' Compensation												
18.1 Products Liability - Occurrence												
18.2 Products Liability - Claims-Made												
19.1 Private Passenger Auto No-Fault (Personal Injury Protection)												
19.2 Other Private Passenger Auto Liability												
19.3 Commercial Auto No-Fault (Personal Injury Protection)												
19.4 Other Commercial Auto Liability												
21.1 Private Passenger Auto Physical Damage												
21.2 Commercial Auto Physical Damage												
22. Aircraft (all perils)												
23. Fidelity												
24. Surety												
26. Burglary and Theft												
27. Boiler and Machinery												
28. Credit												
29. International												
30. Warranty	685,497	666,357		667,053	441,739	446,891	32,073				(2,990)	20,388
31. Reins nonproportional assumed property	XXX	XXX	XXX	XXX	XXX	XXX	XXX	XXX	XXX	XXX	XXX	XXX
32. Reins nonproportional assumed liability	XXX	XXX	XXX	XXX	XXX	XXX	XXX	XXX	XXX	XXX	XXX	XXX
33. Reins nonproportional assumed financial lines	XXX	XXX	XXX	XXX	XXX	XXX	XXX	XXX	XXX	XXX	XXX	XXX
34. Aggregate Write-Ins for Other Lines of Business	0	0	0	0	0	0	0	0	0	0	0	0
35. Total (a)	812,520	666,589	0	993,717	527,781	546,171	49,187	0	0	0	(3,545)	24,452
DETAILS OF WRITE-INS												
3401.												
3402.												
3403.												
3498. Summary of remaining write-ins for Line 34 from overflow page	0	0	0	0	0	0	0	0	0	0	0	0
3499. Totals (Lines 3401 thru 3403 plus 3498)(Line 34 above)	0	0	0	0	0	0	0	0	0	0	0	0

(a) Finance and service charges not included in Lines 1 to 35 \$

(b) For health business on indicated lines report: Number of persons insured under PPO managed care products and number of persons insured under indemnity only products



ANNUAL STATEMENT FOR THE YEAR 2023 OF THE Dealers Assurance Company
EXHIBIT OF PREMIUMS AND LOSSES (Statutory Page 14)

NAIC Group Code 0315 BUSINESS IN THE STATE OF South Dakota DURING THE YEAR 2023 NAIC Company Code 16705

Line of Business	Gross Premiums, Including Policy and Membership Fees, Less Return Premiums and Premiums on Policies not Taken		3	4	5	6	7	8	9	10	11	12
	1 Direct Premiums Written	2 Direct Premiums Earned										
1. Fire												
2.1 Allied Lines												
2.2 Multiple Peril Crop												
2.3 Federal Flood												
2.4. Private Crop												
2.5 Private Flood												
3. Farmowners Multiple Peril												
4. Homeowners Multiple Peril												
5.1 Commercial Multiple Peril (Non-Liability Portion)												
5.2 Commercial Multiple Peril (Liability Portion)												
6. Mortgage Guaranty												
8. Ocean Marine												
9. Inland Marine												
10. Financial Guaranty												
11.1 Medical Professional Liability - Occurrence												
11.2 Medical Professional Liability - Claims-Made												
12. Earthquake												
13.1 Comprehensive (hospital and medical) ind (b)												
13.2 Comprehensive (hospital and medical) group (b)												
14. Credit A&H (Group and Individual)												
15.1 Vision Only (b).....												
15.2 Dental Only (b)												
15.3 Disability Income (b)												
15.4 Medicare Supplement (b)												
15.5 Medicaid Title XIX (b)												
15.6 Medicare Title XVIII (b).....												
15.7 Long-Term Care (b)												
15.8 Federal Employees Health Benefits Plan (b)												
15.9 Other Health (b)												
16. Workers' Compensation												
17.1 Other Liability - Occurrence	0	0		0	0	0	0				0	20
17.2 Other Liability - Claims-Made												
17.3 Excess Workers' Compensation												
18.1 Products Liability - Occurrence												
18.2 Products Liability - Claims-Made												
19.1 Private Passenger Auto No-Fault (Personal Injury Protection)												
19.2 Other Private Passenger Auto Liability												
19.3 Commercial Auto No-Fault (Personal Injury Protection)												
19.4 Other Commercial Auto Liability												
21.1 Private Passenger Auto Physical Damage												
21.2 Commercial Auto Physical Damage												
22. Aircraft (all perils)												
23. Fidelity												
24. Surety												
26. Burglary and Theft												
27. Boiler and Machinery												
28. Credit												
29. International												
30. Warranty	100,686	145,377		114,075	125,609	124,418	6,283				(439)	2,290
31. Reins nonproportional assumed property	XXX	XXX	XXX	XXX	XXX	XXX	XXX	XXX	XXX	XXX	XXX	XXX
32. Reins nonproportional assumed liability	XXX	XXX	XXX	XXX	XXX	XXX	XXX	XXX	XXX	XXX	XXX	XXX
33. Reins nonproportional assumed financial lines	XXX	XXX	XXX	XXX	XXX	XXX	XXX	XXX	XXX	XXX	XXX	XXX
34. Aggregate Write-Ins for Other Lines of Business	0	0	0	0	0	0	0	0	0	0	0	0
35. Total (a)	100,686	145,377	0	114,075	125,609	124,418	6,283	0	0	0	(439)	2,310
DETAILS OF WRITE-INS												
3401.												
3402.												
3403.												
3498. Summary of remaining write-ins for Line 34 from overflow page	0	0	0	0	0	0	0	0	0	0	0	0
3499. Totals (Lines 3401 thru 3403 plus 3498)(Line 34 above)	0	0	0	0	0	0	0	0	0	0	0	0

(a) Finance and service charges not included in Lines 1 to 35 \$
(b) For health business on indicated lines report: Number of persons insured under PPO managed care products and number of persons insured under indemnity only products



ANNUAL STATEMENT FOR THE YEAR 2023 OF THE Dealers Assurance Company

EXHIBIT OF PREMIUMS AND LOSSES (Statutory Page 14)

NAIC Group Code 0315

BUSINESS IN THE STATE OF Tennessee

DURING THE YEAR 2023

NAIC Company Code 16705

Line of Business	Gross Premiums, Including Policy and Membership Fees, Less Return Premiums and Premiums on Policies not Taken		3	4	5	6	7	8	9	10	11	12
	1 Direct Premiums Written	2 Direct Premiums Earned										
1. Fire												
2.1 Allied Lines												
2.2 Multiple Peril Crop												
2.3 Federal Flood												
2.4. Private Crop												
2.5 Private Flood												
3. Farmowners Multiple Peril												
4. Homeowners Multiple Peril												
5.1 Commercial Multiple Peril (Non-Liability Portion)												
5.2 Commercial Multiple Peril (Liability Portion)												
6. Mortgage Guaranty												
8. Ocean Marine												
9. Inland Marine												
10. Financial Guaranty												
11.1 Medical Professional Liability - Occurrence												
11.2 Medical Professional Liability - Claims-Made												
12. Earthquake												
13.1 Comprehensive (hospital and medical) ind (b)												
13.2 Comprehensive (hospital and medical) group (b)												
14. Credit A&H (Group and Individual)												
15.1 Vision Only (b).....												
15.2 Dental Only (b)												
15.3 Disability Income (b)												
15.4 Medicare Supplement (b)												
15.5 Medicaid Title XIX (b)												
15.6 Medicare Title XVIII (b).....												
15.7 Long-Term Care (b)												
15.8 Federal Employees Health Benefits Plan (b)												
15.9 Other Health (b)												
16. Workers' Compensation												
17.1 Other Liability - Occurrence	689,308	414,999		1,070,812	402,066	471,022	87,021				(3,007)	17,683
17.2 Other Liability - Claims-Made												
17.3 Excess Workers' Compensation												
18.1 Products Liability - Occurrence												
18.2 Products Liability - Claims-Made												
19.1 Private Passenger Auto No-Fault (Personal Injury Protection)												
19.2 Other Private Passenger Auto Liability												
19.3 Commercial Auto No-Fault (Personal Injury Protection)												
19.4 Other Commercial Auto Liability												
21.1 Private Passenger Auto Physical Damage												
21.2 Commercial Auto Physical Damage												
22. Aircraft (all perils)												
23. Fidelity												
24. Surety												
26. Burglary and Theft												
27. Boiler and Machinery												
28. Credit												
29. International												
30. Warranty	5,057,766	4,467,276		4,374,218	3,335,239	3,413,943	239,402				(22,064)	115,035
31. Reins nonproportional assumed property	XXX	XXX	XXX	XXX	XXX	XXX	XXX	XXX	XXX	XXX	XXX	XXX
32. Reins nonproportional assumed liability	XXX	XXX	XXX	XXX	XXX	XXX	XXX	XXX	XXX	XXX	XXX	XXX
33. Reins nonproportional assumed financial lines	XXX	XXX	XXX	XXX	XXX	XXX	XXX	XXX	XXX	XXX	XXX	XXX
34. Aggregate Write-Ins for Other Lines of Business	0	0	0	0	0	0	0	0	0	0	0	0
35. Total (a)	5,747,074	4,882,275	0	5,445,030	3,737,305	3,884,965	326,423	0	0	0	(25,071)	132,718
DETAILS OF WRITE-INS												
3401.												
3402.												
3403.												
3498. Summary of remaining write-ins for Line 34 from overflow page	0	0	0	0	0	0	0	0	0	0	0	0
3499. Totals (Lines 3401 thru 3403 plus 3498)(Line 34 above)	0	0	0	0	0	0	0	0	0	0	0	0

(a) Finance and service charges not included in Lines 1 to 35 \$

(b) For health business on indicated lines report: Number of persons insured under PPO managed care products and number of persons insured under indemnity only products



ANNUAL STATEMENT FOR THE YEAR 2023 OF THE Dealers Assurance Company

EXHIBIT OF PREMIUMS AND LOSSES (Statutory Page 14)

NAIC Group Code 0315

BUSINESS IN THE STATE OF Texas

DURING THE YEAR 2023

NAIC Company Code 16705

Line of Business	Gross Premiums, Including Policy and Membership Fees, Less Return Premiums and Premiums on Policies not Taken		3	4	5	6	7	8	9	10	11	12
	1	2										
	Direct Premiums Written	Direct Premiums Earned	Dividends Paid or Credited to Policyholders on Direct Business	Direct Unearned Premium Reserves	Direct Losses Paid (deducting salvage)	Direct Losses Incurred	Direct Losses Unpaid	Direct Defense and Cost Containment Expense Paid	Direct Defense and Cost Containment Expense Incurred	Direct Defense and Cost Containment Expense Unpaid	Commissions and Brokerage Expenses	Taxes, Licenses and Fees
1. Fire												
2.1 Allied Lines												
2.2 Multiple Peril Crop												
2.3 Federal Flood												
2.4. Private Crop												
2.5 Private Flood												
3. Farmowners Multiple Peril												
4. Homeowners Multiple Peril												
5.1 Commercial Multiple Peril (Non-Liability Portion)												
5.2 Commercial Multiple Peril (Liability Portion)												
6. Mortgage Guaranty												
8. Ocean Marine												
9. Inland Marine												
10. Financial Guaranty												
11.1 Medical Professional Liability - Occurrence												
11.2 Medical Professional Liability - Claims-Made												
12. Earthquake												
13.1 Comprehensive (hospital and medical) ind (b)												
13.2 Comprehensive (hospital and medical) group (b)												
14. Credit A&H (Group and Individual)												
15.1 Vision Only (b).....												
15.2 Dental Only (b)												
15.3 Disability Income (b)												
15.4 Medicare Supplement (b)												
15.5 Medicaid Title XIX (b)												
15.6 Medicare Title XVIII (b).....												
15.7 Long-Term Care (b)												
15.8 Federal Employees Health Benefits Plan (b)												
15.9 Other Health (b)												
16. Workers' Compensation												
17.1 Other Liability - Occurrence	12,600,012	9,759,637		14,693,028	4,804,151	5,730,066	1,247,059				(54,966)	203,849
17.2 Other Liability - Claims-Made												
17.3 Excess Workers' Compensation												
18.1 Products Liability - Occurrence												
18.2 Products Liability - Claims-Made												
19.1 Private Passenger Auto No-Fault (Personal Injury Protection)												
19.2 Other Private Passenger Auto Liability												
19.3 Commercial Auto No-Fault (Personal Injury Protection)												
19.4 Other Commercial Auto Liability												
21.1 Private Passenger Auto Physical Damage												
21.2 Commercial Auto Physical Damage												
22. Aircraft (all perils)												
23. Fidelity												
24. Surety												
26. Burglary and Theft												
27. Boiler and Machinery												
28. Credit												
29. International												
30. Warranty	47,161,474	31,415,181		112,209,215	22,948,745	23,433,822	1,514,634				(205,737)	648,140
31. Reins nonproportional assumed property	XXX	XXX	XXX	XXX	XXX	XXX	XXX	XXX	XXX	XXX	XXX	XXX
32. Reins nonproportional assumed liability	XXX	XXX	XXX	XXX	XXX	XXX	XXX	XXX	XXX	XXX	XXX	XXX
33. Reins nonproportional assumed financial lines	XXX	XXX	XXX	XXX	XXX	XXX	XXX	XXX	XXX	XXX	XXX	XXX
34. Aggregate Write-Ins for Other Lines of Business	0	0	0	0	0	0	0	0	0	0	0	0
35. Total (a)	59,761,486	41,174,817	0	126,902,243	27,752,896	29,163,888	2,761,693	0	0	0	(260,703)	851,989
DETAILS OF WRITE-INS												
3401.												
3402.												
3403.												
3498. Summary of remaining write-ins for Line 34 from overflow page	0	0	0	0	0	0	0	0	0	0	0	0
3499. Totals (Lines 3401 thru 3403 plus 3498)(Line 34 above)	0	0	0	0	0	0	0	0	0	0	0	0

(a) Finance and service charges not included in Lines 1 to 35 \$
(b) For health business on indicated lines report: Number of persons insured under PPO managed care products and number of persons insured under indemnity only products



ANNUAL STATEMENT FOR THE YEAR 2023 OF THE Dealers Assurance Company

EXHIBIT OF PREMIUMS AND LOSSES (Statutory Page 14)

NAIC Group Code 0315

BUSINESS IN THE STATE OF Utah

DURING THE YEAR 2023

NAIC Company Code 16705

Line of Business	Gross Premiums, Including Policy and Membership Fees, Less Return Premiums and Premiums on Policies not Taken		3 Dividends Paid or Credited to Policyholders on Direct Business	4 Direct Unearned Premium Reserves	5 Direct Losses Paid (deducting salvage)	6 Direct Losses Incurred	7 Direct Losses Unpaid	8 Direct Defense and Cost Containment Expense Paid	9 Direct Defense and Cost Containment Expense Incurred	10 Direct Defense and Cost Containment Expense Unpaid	11 Commissions and Brokerage Expenses	12 Taxes, Licenses and Fees
	1 Direct Premiums Written	2 Direct Premiums Earned										
1. Fire												
2.1 Allied Lines												
2.2 Multiple Peril Crop												
2.3 Federal Flood												
2.4. Private Crop												
2.5 Private Flood												
3. Farmowners Multiple Peril												
4. Homeowners Multiple Peril												
5.1 Commercial Multiple Peril (Non-Liability Portion)												
5.2 Commercial Multiple Peril (Liability Portion)												
6. Mortgage Guaranty												
8. Ocean Marine												
9. Inland Marine												
10. Financial Guaranty												
11.1 Medical Professional Liability - Occurrence												
11.2 Medical Professional Liability - Claims-Made												
12. Earthquake												
13.1 Comprehensive (hospital and medical) ind (b)												
13.2 Comprehensive (hospital and medical) group (b)												
14. Credit A&H (Group and Individual)												
15.1 Vision Only (b).....												
15.2 Dental Only (b)												
15.3 Disability Income (b)												
15.4 Medicare Supplement (b)												
15.5 Medicaid Title XIX (b)												
15.6 Medicare Title XVIII (b).....												
15.7 Long-Term Care (b)												
15.8 Federal Employees Health Benefits Plan (b)												
15.9 Other Health (b)												
16. Workers' Compensation												
17.1 Other Liability - Occurrence	195,059	71,341		336,093	4,335	21,061	19,980				(851)	(3,362)
17.2 Other Liability - Claims-Made												
17.3 Excess Workers' Compensation												
18.1 Products Liability - Occurrence												
18.2 Products Liability - Claims-Made												
19.1 Private Passenger Auto No-Fault (Personal Injury Protection)												
19.2 Other Private Passenger Auto Liability												
19.3 Commercial Auto No-Fault (Personal Injury Protection)												
19.4 Other Commercial Auto Liability												
21.1 Private Passenger Auto Physical Damage												
21.2 Commercial Auto Physical Damage												
22. Aircraft (all perils)												
23. Fidelity												
24. Surety												
26. Burglary and Theft												
27. Boiler and Machinery												
28. Credit												
29. International												
30. Warranty	369,083	356,158		401,747	69,965	76,348	11,309				(1,610)	7,229
31. Reins nonproportional assumed property	XXX	XXX	XXX	XXX	XXX	XXX	XXX	XXX	XXX	XXX	XXX	XXX
32. Reins nonproportional assumed liability	XXX	XXX	XXX	XXX	XXX	XXX	XXX	XXX	XXX	XXX	XXX	XXX
33. Reins nonproportional assumed financial lines	XXX	XXX	XXX	XXX	XXX	XXX	XXX	XXX	XXX	XXX	XXX	XXX
34. Aggregate Write-Ins for Other Lines of Business	0	0	0	0	0	0	0	0	0	0	0	0
35. Total (a)	564,142	427,499	0	737,840	74,299	97,409	31,289	0	0	0	(2,461)	3,867
DETAILS OF WRITE-INS												
3401.												
3402.												
3403.												
3498. Summary of remaining write-ins for Line 34 from overflow page	0	0	0	0	0	0	0	0	0	0	0	0
3499. Totals (Lines 3401 thru 3403 plus 3498)(Line 34 above)	0	0	0	0	0	0	0	0	0	0	0	0

(a) Finance and service charges not included in Lines 1 to 35 \$

(b) For health business on indicated lines report: Number of persons insured under PPO managed care products and number of persons insured under indemnity only products



ANNUAL STATEMENT FOR THE YEAR 2023 OF THE Dealers Assurance Company
EXHIBIT OF PREMIUMS AND LOSSES (Statutory Page 14)

NAIC Group Code 0315 BUSINESS IN THE STATE OF Vermont DURING THE YEAR 2023 NAIC Company Code 16705

Line of Business	Gross Premiums, Including Policy and Membership Fees, Less Return Premiums and Premiums on Policies not Taken		3 Dividends Paid or Credited to Policyholders on Direct Business	4 Direct Unearned Premium Reserves	5 Direct Losses Paid (deducting salvage)	6 Direct Losses Incurred	7 Direct Losses Unpaid	8 Direct Defense and Cost Containment Expense Paid	9 Direct Defense and Cost Containment Expense Incurred	10 Direct Defense and Cost Containment Expense Unpaid	11 Commissions and Brokerage Expenses	12 Taxes, Licenses and Fees
	1 Direct Premiums Written	2 Direct Premiums Earned										
1. Fire												
2.1 Allied Lines												
2.2 Multiple Peril Crop												
2.3 Federal Flood												
2.4. Private Crop												
2.5 Private Flood												
3. Farmowners Multiple Peril												
4. Homeowners Multiple Peril												
5.1 Commercial Multiple Peril (Non-Liability Portion)												
5.2 Commercial Multiple Peril (Liability Portion)												
6. Mortgage Guaranty												
8. Ocean Marine												
9. Inland Marine												
10. Financial Guaranty												
11.1 Medical Professional Liability - Occurrence												
11.2 Medical Professional Liability - Claims-Made												
12. Earthquake												
13.1 Comprehensive (hospital and medical) ind (b)												
13.2 Comprehensive (hospital and medical) group (b)												
14. Credit A&H (Group and Individual)												
15.1 Vision Only (b).....												
15.2 Dental Only (b)												
15.3 Disability Income (b)												
15.4 Medicare Supplement (b)												
15.5 Medicaid Title XIX (b)												
15.6 Medicare Title XVIII (b).....												
15.7 Long-Term Care (b)												
15.8 Federal Employees Health Benefits Plan (b)												
15.9 Other Health (b)												
16. Workers' Compensation												
17.1 Other Liability - Occurrence		(76)	(33)	0	0	0	0				0	998
17.2 Other Liability - Claims-Made												
17.3 Excess Workers' Compensation												
18.1 Products Liability - Occurrence												
18.2 Products Liability - Claims-Made												
19.1 Private Passenger Auto No-Fault (Personal Injury Protection)												
19.2 Other Private Passenger Auto Liability												
19.3 Commercial Auto No-Fault (Personal Injury Protection)												
19.4 Other Commercial Auto Liability												
21.1 Private Passenger Auto Physical Damage												
21.2 Commercial Auto Physical Damage												
22. Aircraft (all perils)												
23. Fidelity												
24. Surety												
26. Burglary and Theft												
27. Boiler and Machinery												
28. Credit												
29. International												
30. Warranty	148,490	134,917		152,731	41,530	43,471	8,385				(648)	2,666
31. Reins nonproportional assumed property	XXX	XXX	XXX	XXX	XXX	XXX	XXX	XXX	XXX	XXX	XXX	XXX
32. Reins nonproportional assumed liability	XXX	XXX	XXX	XXX	XXX	XXX	XXX	XXX	XXX	XXX	XXX	XXX
33. Reins nonproportional assumed financial lines	XXX	XXX	XXX	XXX	XXX	XXX	XXX	XXX	XXX	XXX	XXX	XXX
34. Aggregate Write-Ins for Other Lines of Business	0	0	0	0	0	0	0	0	0	0	0	0
35. Total (a)	148,413	134,884	0	152,731	41,530	43,470	8,385	0	0	0	(647)	3,664
DETAILS OF WRITE-INS												
3401.												
3402.												
3403.												
3498. Summary of remaining write-ins for Line 34 from overflow page	0	0	0	0	0	0	0	0	0	0	0	0
3499. Totals (Lines 3401 thru 3403 plus 3498)(Line 34 above)	0	0	0	0	0	0	0	0	0	0	0	0

(a) Finance and service charges not included in Lines 1 to 35 \$
(b) For health business on indicated lines report: Number of persons insured under PPO managed care products and number of persons insured under indemnity only products



ANNUAL STATEMENT FOR THE YEAR 2023 OF THE Dealers Assurance Company
EXHIBIT OF PREMIUMS AND LOSSES (Statutory Page 14)

NAIC Group Code 0315 BUSINESS IN THE STATE OF Virginia DURING THE YEAR 2023 NAIC Company Code 16705

Line of Business	Gross Premiums, Including Policy and Membership Fees, Less Return Premiums and Premiums on Policies not Taken		3 Dividends Paid or Credited to Policyholders on Direct Business	4 Direct Unearned Premium Reserves	5 Direct Losses Paid (deducting salvage)	6 Direct Losses Incurred	7 Direct Losses Unpaid	8 Direct Defense and Cost Containment Expense Paid	9 Direct Defense and Cost Containment Expense Incurred	10 Direct Defense and Cost Containment Expense Unpaid	11 Commissions and Brokerage Expenses	12 Taxes, Licenses and Fees
	1 Direct Premiums Written	2 Direct Premiums Earned										
1. Fire												
2.1 Allied Lines												
2.2 Multiple Peril Crop												
2.3 Federal Flood												
2.4. Private Crop												
2.5 Private Flood												
3. Farmowners Multiple Peril												
4. Homeowners Multiple Peril												
5.1 Commercial Multiple Peril (Non-Liability Portion)												
5.2 Commercial Multiple Peril (Liability Portion)												
6. Mortgage Guaranty												
8. Ocean Marine												
9. Inland Marine												
10. Financial Guaranty												
11.1 Medical Professional Liability - Occurrence												
11.2 Medical Professional Liability - Claims-Made												
12. Earthquake												
13.1 Comprehensive (hospital and medical) ind (b)												
13.2 Comprehensive (hospital and medical) group (b)												
14. Credit A&H (Group and Individual)												
15.1 Vision Only (b).....												
15.2 Dental Only (b)												
15.3 Disability Income (b)												
15.4 Medicare Supplement (b)												
15.5 Medicaid Title XIX (b)												
15.6 Medicare Title XVIII (b).....												
15.7 Long-Term Care (b)												
15.8 Federal Employees Health Benefits Plan (b)												
15.9 Other Health (b)												
16. Workers' Compensation												
17.1 Other Liability - Occurrence	106,948	108,133		251,705	103,036	115,941	16,940				(467)	5,192
17.2 Other Liability - Claims-Made												
17.3 Excess Workers' Compensation												
18.1 Products Liability - Occurrence												
18.2 Products Liability - Claims-Made												
19.1 Private Passenger Auto No-Fault (Personal Injury Protection)												
19.2 Other Private Passenger Auto Liability												
19.3 Commercial Auto No-Fault (Personal Injury Protection)												
19.4 Other Commercial Auto Liability												
21.1 Private Passenger Auto Physical Damage												
21.2 Commercial Auto Physical Damage												
22. Aircraft (all perils)												
23. Fidelity												
24. Surety												
26. Burglary and Theft												
27. Boiler and Machinery												
28. Credit												
29. International												
30. Warranty	3,285,887	2,453,537		2,826,566	1,671,272	1,735,857	147,861				(14,334)	66,598
31. Reins nonproportional assumed property	XXX	XXX	XXX	XXX	XXX	XXX	XXX	XXX	XXX	XXX	XXX	XXX
32. Reins nonproportional assumed liability	XXX	XXX	XXX	XXX	XXX	XXX	XXX	XXX	XXX	XXX	XXX	XXX
33. Reins nonproportional assumed financial lines	XXX	XXX	XXX	XXX	XXX	XXX	XXX	XXX	XXX	XXX	XXX	XXX
34. Aggregate Write-Ins for Other Lines of Business	0	0	0	0	0	0	0	0	0	0	0	0
35. Total (a)	3,392,835	2,561,669	0	3,078,271	1,774,308	1,851,798	164,801	0	0	0	(14,801)	71,790
DETAILS OF WRITE-INS												
3401.												
3402.												
3403.												
3498. Summary of remaining write-ins for Line 34 from overflow page	0	0	0	0	0	0	0	0	0	0	0	0
3499. Totals (Lines 3401 thru 3403 plus 3498)(Line 34 above)	0	0	0	0	0	0	0	0	0	0	0	0

(a) Finance and service charges not included in Lines 1 to 35 \$
(b) For health business on indicated lines report: Number of persons insured under PPO managed care products and number of persons insured under indemnity only products



ANNUAL STATEMENT FOR THE YEAR 2023 OF THE Dealers Assurance Company

EXHIBIT OF PREMIUMS AND LOSSES (Statutory Page 14)

NAIC Group Code 0315

BUSINESS IN THE STATE OF Washington

DURING THE YEAR 2023

NAIC Company Code 16705

Line of Business	Gross Premiums, Including Policy and Membership Fees, Less Return Premiums and Premiums on Policies not Taken		3 Dividends Paid or Credited to Policyholders on Direct Business	4 Direct Unearned Premium Reserves	5 Direct Losses Paid (deducting salvage)	6 Direct Losses Incurred	7 Direct Losses Unpaid	8 Direct Defense and Cost Containment Expense Paid	9 Direct Defense and Cost Containment Expense Incurred	10 Direct Defense and Cost Containment Expense Unpaid	11 Commissions and Brokerage Expenses	12 Taxes, Licenses and Fees
	1 Direct Premiums Written	2 Direct Premiums Earned										
1. Fire												
2.1 Allied Lines												
2.2 Multiple Peril Crop												
2.3 Federal Flood												
2.4. Private Crop												
2.5 Private Flood												
3. Farmowners Multiple Peril												
4. Homeowners Multiple Peril												
5.1 Commercial Multiple Peril (Non-Liability Portion)												
5.2 Commercial Multiple Peril (Liability Portion)												
6. Mortgage Guaranty												
8. Ocean Marine												
9. Inland Marine												
10. Financial Guaranty												
11.1 Medical Professional Liability - Occurrence												
11.2 Medical Professional Liability - Claims-Made												
12. Earthquake												
13.1 Comprehensive (hospital and medical) ind (b)												
13.2 Comprehensive (hospital and medical) group (b)												
14. Credit A&H (Group and Individual)												
15.1 Vision Only (b).....												
15.2 Dental Only (b)												
15.3 Disability Income (b)												
15.4 Medicare Supplement (b)												
15.5 Medicaid Title XIX (b)												
15.6 Medicare Title XVIII (b).....												
15.7 Long-Term Care (b)												
15.8 Federal Employees Health Benefits Plan (b)												
15.9 Other Health (b)												
16. Workers' Compensation												
17.1 Other Liability - Occurrence	1,586,781	2,028,500		4,376,782	871,150	1,037,815	213,777				(6,922)	62,922
17.2 Other Liability - Claims-Made												
17.3 Excess Workers' Compensation												
18.1 Products Liability - Occurrence												
18.2 Products Liability - Claims-Made												
19.1 Private Passenger Auto No-Fault (Personal Injury Protection)												
19.2 Other Private Passenger Auto Liability												
19.3 Commercial Auto No-Fault (Personal Injury Protection)												
19.4 Other Commercial Auto Liability												
21.1 Private Passenger Auto Physical Damage												
21.2 Commercial Auto Physical Damage												
22. Aircraft (all perils)												
23. Fidelity												
24. Surety												
26. Burglary and Theft												
27. Boiler and Machinery												
28. Credit												
29. International												
30. Warranty	27,775,600	17,408,114		87,591,407	16,551,950	16,766,916	1,945,786				(121,168)	493,752
31. Reins nonproportional assumed property	XXX	XXX	XXX	XXX	XXX	XXX	XXX	XXX	XXX	XXX	XXX	XXX
32. Reins nonproportional assumed liability	XXX	XXX	XXX	XXX	XXX	XXX	XXX	XXX	XXX	XXX	XXX	XXX
33. Reins nonproportional assumed financial lines	XXX	XXX	XXX	XXX	XXX	XXX	XXX	XXX	XXX	XXX	XXX	XXX
34. Aggregate Write-Ins for Other Lines of Business	0	0	0	0	0	0	0	0	0	0	0	0
35. Total (a)	29,362,380	19,436,614	0	91,968,188	17,423,099	17,804,731	2,159,563	0	0	0	(128,090)	556,674
DETAILS OF WRITE-INS												
3401.												
3402.												
3403.												
3498. Summary of remaining write-ins for Line 34 from overflow page	0	0	0	0	0	0	0	0	0	0	0	0
3499. Totals (Lines 3401 thru 3403 plus 3498)(Line 34 above)	0	0	0	0	0	0	0	0	0	0	0	0

(a) Finance and service charges not included in Lines 1 to 35 \$
(b) For health business on indicated lines report: Number of persons insured under PPO managed care products and number of persons insured under indemnity only products



ANNUAL STATEMENT FOR THE YEAR 2023 OF THE Dealers Assurance Company

EXHIBIT OF PREMIUMS AND LOSSES (Statutory Page 14)

NAIC Group Code 0315

BUSINESS IN THE STATE OF West Virginia

DURING THE YEAR 2023

NAIC Company Code 16705

Line of Business	Gross Premiums, Including Policy and Membership Fees, Less Return Premiums and Premiums on Policies not Taken		3 Dividends Paid or Credited to Policyholders on Direct Business	4 Direct Unearned Premium Reserves	5 Direct Losses Paid (deducting salvage)	6 Direct Losses Incurred	7 Direct Losses Unpaid	8 Direct Defense and Cost Containment Expense Paid	9 Direct Defense and Cost Containment Expense Incurred	10 Direct Defense and Cost Containment Expense Unpaid	11 Commissions and Brokerage Expenses	12 Taxes, Licenses and Fees
	1 Direct Premiums Written	2 Direct Premiums Earned										
1. Fire												
2.1 Allied Lines												
2.2 Multiple Peril Crop												
2.3 Federal Flood												
2.4. Private Crop												
2.5 Private Flood												
3. Farmowners Multiple Peril												
4. Homeowners Multiple Peril												
5.1 Commercial Multiple Peril (Non-Liability Portion)												
5.2 Commercial Multiple Peril (Liability Portion)												
6. Mortgage Guaranty												
8. Ocean Marine												
9. Inland Marine												
10. Financial Guaranty												
11.1 Medical Professional Liability - Occurrence												
11.2 Medical Professional Liability - Claims-Made												
12. Earthquake												
13.1 Comprehensive (hospital and medical) ind (b)												
13.2 Comprehensive (hospital and medical) group (b)												
14. Credit A&H (Group and Individual)												
15.1 Vision Only (b).....												
15.2 Dental Only (b)												
15.3 Disability Income (b)												
15.4 Medicare Supplement (b)												
15.5 Medicaid Title XIX (b)												
15.6 Medicare Title XVIII (b).....												
15.7 Long-Term Care (b)												
15.8 Federal Employees Health Benefits Plan (b)												
15.9 Other Health (b)												
16. Workers' Compensation												
17.1 Other Liability - Occurrence	214	53		889	99	197	129				(1)	1,106
17.2 Other Liability - Claims-Made												
17.3 Excess Workers' Compensation												
18.1 Products Liability - Occurrence												
18.2 Products Liability - Claims-Made												
19.1 Private Passenger Auto No-Fault (Personal Injury Protection)												
19.2 Other Private Passenger Auto Liability												
19.3 Commercial Auto No-Fault (Personal Injury Protection)												
19.4 Other Commercial Auto Liability												
21.1 Private Passenger Auto Physical Damage												
21.2 Commercial Auto Physical Damage												
22. Aircraft (all perils)												
23. Fidelity												
24. Surety												
26. Burglary and Theft												
27. Boiler and Machinery												
28. Credit												
29. International												
30. Warranty	1,719,857	1,420,672		1,526,989	1,012,685	1,038,864	83,827				(7,503)	47,746
31. Reins nonproportional assumed property	XXX	XXX	XXX	XXX	XXX	XXX	XXX	XXX	XXX	XXX	XXX	XXX
32. Reins nonproportional assumed liability	XXX	XXX	XXX	XXX	XXX	XXX	XXX	XXX	XXX	XXX	XXX	XXX
33. Reins nonproportional assumed financial lines	XXX	XXX	XXX	XXX	XXX	XXX	XXX	XXX	XXX	XXX	XXX	XXX
34. Aggregate Write-Ins for Other Lines of Business	0	0	0	0	0	0	0	0	0	0	0	0
35. Total (a)	1,720,072	1,420,725	0	1,527,878	1,012,784	1,039,061	83,956	0	0	0	(7,504)	48,852
DETAILS OF WRITE-INS												
3401.												
3402.												
3403.												
3498. Summary of remaining write-ins for Line 34 from overflow page	0	0	0	0	0	0	0	0	0	0	0	0
3499. Totals (Lines 3401 thru 3403 plus 3498)(Line 34 above)	0	0	0	0	0	0	0	0	0	0	0	0

(a) Finance and service charges not included in Lines 1 to 35 \$

(b) For health business on indicated lines report: Number of persons insured under PPO managed care products and number of persons insured under indemnity only products



ANNUAL STATEMENT FOR THE YEAR 2023 OF THE Dealers Assurance Company

EXHIBIT OF PREMIUMS AND LOSSES (Statutory Page 14)

NAIC Group Code 0315

BUSINESS IN THE STATE OF Wisconsin

DURING THE YEAR 2023

NAIC Company Code 16705

Line of Business	Gross Premiums, Including Policy and Membership Fees, Less Return Premiums and Premiums on Policies not Taken		3	4	5	6	7	8	9	10	11	12
	1 Direct Premiums Written	2 Direct Premiums Earned										
1. Fire												
2.1 Allied Lines												
2.2 Multiple Peril Crop												
2.3 Federal Flood												
2.4. Private Crop												
2.5 Private Flood												
3. Farmowners Multiple Peril												
4. Homeowners Multiple Peril												
5.1 Commercial Multiple Peril (Non-Liability Portion)												
5.2 Commercial Multiple Peril (Liability Portion)												
6. Mortgage Guaranty												
8. Ocean Marine												
9. Inland Marine												
10. Financial Guaranty												
11.1 Medical Professional Liability - Occurrence												
11.2 Medical Professional Liability - Claims-Made												
12. Earthquake												
13.1 Comprehensive (hospital and medical) ind (b)												
13.2 Comprehensive (hospital and medical) group (b)												
14. Credit A&H (Group and Individual)												
15.1 Vision Only (b).....												
15.2 Dental Only (b)												
15.3 Disability Income (b)												
15.4 Medicare Supplement (b)												
15.5 Medicaid Title XIX (b)												
15.6 Medicare Title XVIII (b).....												
15.7 Long-Term Care (b)												
15.8 Federal Employees Health Benefits Plan (b)												
15.9 Other Health (b)												
16. Workers' Compensation												
17.1 Other Liability - Occurrence	149,858	266,590		653,725	83,663	109,867	35,725				(654)	3,612
17.2 Other Liability - Claims-Made												
17.3 Excess Workers' Compensation												
18.1 Products Liability - Occurrence												
18.2 Products Liability - Claims-Made												
19.1 Private Passenger Auto No-Fault (Personal Injury Protection)												
19.2 Other Private Passenger Auto Liability												
19.3 Commercial Auto No-Fault (Personal Injury Protection)												
19.4 Other Commercial Auto Liability												
21.1 Private Passenger Auto Physical Damage												
21.2 Commercial Auto Physical Damage												
22. Aircraft (all perils)												
23. Fidelity												
24. Surety												
26. Burglary and Theft												
27. Boiler and Machinery												
28. Credit												
29. International												
30. Warranty	1,216,740	1,042,781		1,214,373	898,596	916,798	66,761				(5,308)	21,606
31. Reins nonproportional assumed property	XXX	XXX	XXX	XXX	XXX	XXX	XXX	XXX	XXX	XXX	XXX	XXX
32. Reins nonproportional assumed liability	XXX	XXX	XXX	XXX	XXX	XXX	XXX	XXX	XXX	XXX	XXX	XXX
33. Reins nonproportional assumed financial lines	XXX	XXX	XXX	XXX	XXX	XXX	XXX	XXX	XXX	XXX	XXX	XXX
34. Aggregate Write-Ins for Other Lines of Business	0	0	0	0	0	0	0	0	0	0	0	0
35. Total (a)	1,366,598	1,309,371	0	1,868,097	982,258	1,026,665	102,486	0	0	0	(5,962)	25,218
DETAILS OF WRITE-INS												
3401.												
3402.												
3403.												
3498. Summary of remaining write-ins for Line 34 from overflow page	0	0	0	0	0	0	0	0	0	0	0	0
3499. Totals (Lines 3401 thru 3403 plus 3498)(Line 34 above)	0	0	0	0	0	0	0	0	0	0	0	0

(a) Finance and service charges not included in Lines 1 to 35 \$

(b) For health business on indicated lines report: Number of persons insured under PPO managed care products and number of persons insured under indemnity only products



ANNUAL STATEMENT FOR THE YEAR 2023 OF THE Dealers Assurance Company

EXHIBIT OF PREMIUMS AND LOSSES (Statutory Page 14)

NAIC Group Code 0315

BUSINESS IN THE STATE OF Wyoming

DURING THE YEAR 2023

NAIC Company Code 16705

Line of Business	Gross Premiums, Including Policy and Membership Fees, Less Return Premiums and Premiums on Policies not Taken		3	4	5	6	7	8	9	10	11	12
	1 Direct Premiums Written	2 Direct Premiums Earned										
1. Fire												
2.1 Allied Lines												
2.2 Multiple Peril Crop												
2.3 Federal Flood												
2.4. Private Crop												
2.5 Private Flood												
3. Farmowners Multiple Peril												
4. Homeowners Multiple Peril												
5.1 Commercial Multiple Peril (Non-Liability Portion)												
5.2 Commercial Multiple Peril (Liability Portion)												
6. Mortgage Guaranty												
8. Ocean Marine												
9. Inland Marine												
10. Financial Guaranty												
11.1 Medical Professional Liability - Occurrence												
11.2 Medical Professional Liability - Claims-Made												
12. Earthquake												
13.1 Comprehensive (hospital and medical) ind (b)												
13.2 Comprehensive (hospital and medical) group (b)												
14. Credit A&H (Group and Individual)												
15.1 Vision Only (b).....												
15.2 Dental Only (b)												
15.3 Disability Income (b)												
15.4 Medicare Supplement (b)												
15.5 Medicaid Title XIX (b)												
15.6 Medicare Title XVIII (b).....												
15.7 Long-Term Care (b)												
15.8 Federal Employees Health Benefits Plan (b)												
15.9 Other Health (b)												
16. Workers' Compensation												
17.1 Other Liability - Occurrence	7,034	44		7,225	0	356	362				(31)	2,387
17.2 Other Liability - Claims-Made												
17.3 Excess Workers' Compensation												
18.1 Products Liability - Occurrence												
18.2 Products Liability - Claims-Made												
19.1 Private Passenger Auto No-Fault (Personal Injury Protection)												
19.2 Other Private Passenger Auto Liability												
19.3 Commercial Auto No-Fault (Personal Injury Protection)												
19.4 Other Commercial Auto Liability												
21.1 Private Passenger Auto Physical Damage												
21.2 Commercial Auto Physical Damage												
22. Aircraft (all perils)												
23. Fidelity												
24. Surety												
26. Burglary and Theft												
27. Boiler and Machinery												
28. Credit												
29. International												
30. Warranty	100,923	107,046		102,592	58,518	59,063	5,663				(440)	1,256
31. Reins nonproportional assumed property	XXX	XXX	XXX	XXX	XXX	XXX	XXX	XXX	XXX	XXX	XXX	XXX
32. Reins nonproportional assumed liability	XXX	XXX	XXX	XXX	XXX	XXX	XXX	XXX	XXX	XXX	XXX	XXX
33. Reins nonproportional assumed financial lines	XXX	XXX	XXX	XXX	XXX	XXX	XXX	XXX	XXX	XXX	XXX	XXX
34. Aggregate Write-Ins for Other Lines of Business	0	0	0	0	0	0	0	0	0	0	0	0
35. Total (a)	107,957	107,090	0	109,817	58,518	59,419	6,026	0	0	0	(471)	3,644
DETAILS OF WRITE-INS												
3401.												
3402.												
3403.												
3498. Summary of remaining write-ins for Line 34 from overflow page	0	0	0	0	0	0	0	0	0	0	0	0
3499. Totals (Lines 3401 thru 3403 plus 3498)(Line 34 above)	0	0	0	0	0	0	0	0	0	0	0	0

(a) Finance and service charges not included in Lines 1 to 35 \$

(b) For health business on indicated lines report: Number of persons insured under PPO managed care products and number of persons insured under indemnity only products



ANNUAL STATEMENT FOR THE YEAR 2023 OF THE Dealers Assurance Company

EXHIBIT OF PREMIUMS AND LOSSES (Statutory Page 14)

NAIC Group Code 0315

BUSINESS IN THE STATE OF Grand Total

DURING THE YEAR 2023

NAIC Company Code 16705

Line of Business		Gross Premiums, Including Policy and Membership Fees, Less Return Premiums and Premiums on Policies not Taken		3	4	5	6	7	8	9	10	11	12
		1	2										
		Direct Premiums Written	Direct Premiums Earned	Dividends Paid or Credited to Policyholders on Direct Business	Direct Unearned Premium Reserves	Direct Losses Paid (deducting salvage)	Direct Losses Incurred	Direct Losses Unpaid	Direct Defense and Cost Containment Expense Paid	Direct Defense and Cost Containment Expense Incurred	Direct Defense and Cost Containment Expense Unpaid	Commissions and Brokerage Expenses	Taxes, Licenses and Fees
1.	Fire	0	0	0	0	0	0	0	0	0	0	0	0
2.1	Allied Lines	0	0	0	0	0	0	0	0	0	0	0	0
2.2	Multiple Peril Crop	0	0	0	0	0	0	0	0	0	0	0	0
2.3	Federal Flood	0	0	0	0	0	0	0	0	0	0	0	0
2.4	Private Crop	0	0	0	0	0	0	0	0	0	0	0	0
2.5	Private Flood	0	0	0	0	0	0	0	0	0	0	0	0
3.	Farmowners Multiple Peril	0	0	0	0	0	0	0	0	0	0	0	0
4.	Homeowners Multiple Peril	0	0	0	0	0	0	0	0	0	0	0	0
5.1	Commercial Multiple Peril (Non-Liability Portion)	0	0	0	0	0	0	0	0	0	0	0	0
5.2	Commercial Multiple Peril (Liability Portion)	0	0	0	0	0	0	0	0	0	0	0	0
6.	Mortgage Guaranty	0	0	0	0	0	0	0	0	0	0	0	0
8.	Ocean Marine	0	0	0	0	0	0	0	0	0	0	0	0
9.	Inland Marine	0	0	0	0	0	0	0	0	0	0	0	0
10.	Financial Guaranty	0	0	0	0	0	0	0	0	0	0	0	0
11.1	Medical Professional Liability - Occurrence	0	0	0	0	0	0	0	0	0	0	0	0
11.2	Medical Professional Liability - Claims-Made	0	0	0	0	0	0	0	0	0	0	0	0
12.	Earthquake	0	0	0	0	0	0	0	0	0	0	0	0
13.1	Comprehensive (hospital and medical) ind (b)	0	0	0	0	0	0	0	0	0	0	0	0
13.2	Comprehensive (hospital and medical) group (b)	0	0	0	0	0	0	0	0	0	0	0	0
14.	Credit A&H (Group and Individual)	0	0	0	0	0	0	0	0	0	0	0	0
15.1	Vision Only (b).....	0	0	0	0	0	0	0	0	0	0	0	0
15.2	Dental Only (b)	0	0	0	0	0	0	0	0	0	0	0	0
15.3	Disability Income (b)	0	0	0	0	0	0	0	0	0	0	0	0
15.4	Medicare Supplement (b)	0	0	0	0	0	0	0	0	0	0	0	0
15.5	Medicaid Title XIX (b)	0	0	0	0	0	0	0	0	0	0	0	0
15.6	Medicare Title XVIII (b).....	0	0	0	0	0	0	0	0	0	0	0	0
15.7	Long-Term Care (b)	0	0	0	0	0	0	0	0	0	0	0	0
15.8	Federal Employees Health Benefits Plan (b)	0	0	0	0	0	0	0	0	0	0	0	0
15.9	Other Health (b)	0	0	0	0	0	0	0	0	0	0	0	0
16.	Workers' Compensation	0	0	0	0	0	0	0	0	0	0	0	0
17.1	Other Liability - Occurrence	33,238,782	27,065,612	0	56,521,745	14,040,992	17,472,113	4,516,012	0	0	0	(145,001)	976,318
17.2	Other Liability - Claims-Made	0	0	0	0	0	0	0	0	0	0	0	0
17.3	Excess Workers' Compensation	0	0	0	0	0	0	0	0	0	0	0	0
18.1	Products Liability - Occurrence	0	0	0	0	0	0	0	0	0	0	0	0
18.2	Products Liability - Claims-Made	0	0	0	0	0	0	0	0	0	0	0	0
19.1	Private Passenger Auto No-Fault (Personal Injury Protection)	0	0	0	0	0	0	0	0	0	0	0	0
19.2	Other Private Passenger Auto Liability	0	0	0	0	0	0	0	0	0	0	0	0
19.3	Commercial Auto No-Fault (Personal Injury Protection)	0	0	0	0	0	0	0	0	0	0	0	0
19.4	Other Commercial Auto Liability	0	0	0	0	0	0	0	0	0	0	0	0
21.1	Private Passenger Auto Physical Damage	0	0	0	0	0	0	0	0	0	0	0	0
21.2	Commercial Auto Physical Damage	0	0	0	0	0	0	0	0	0	0	0	0
22.	Aircraft (all perils)	0	0	0	0	0	0	0	0	0	0	0	0
23.	Fidelity	0	0	0	0	0	0	0	0	0	0	0	0
24.	Surety	0	0	0	0	0	0	0	0	0	0	0	0
26.	Burglary and Theft	0	0	0	0	0	0	0	0	0	0	0	0
27.	Boiler and Machinery	0	0	0	0	0	0	0	0	0	0	0	0
28.	Credit	0	0	0	0	0	0	0	0	0	0	0	0
29.	International	0	0	0	0	0	0	0	0	0	0	0	0
30.	Warranty	239,144,205	203,399,014	0	465,840,881	158,684,365	160,520,059	12,712,157	0	0	0	(1,043,240)	4,237,079
31.	Reins nonproportional assumed property	XXX	XXX	XXX	XXX	XXX	XXX	XXX	XXX	XXX	XXX	XXX	XXX
32.	Reins nonproportional assumed liability	XXX	XXX	XXX	XXX	XXX	XXX	XXX	XXX	XXX	XXX	XXX	XXX
33.	Reins nonproportional assumed financial lines	XXX	XXX	XXX	XXX	XXX	XXX	XXX	XXX	XXX	XXX	XXX	XXX
34.	Aggregate Write-Ins for Other Lines of Business	0	0	0	0	0	0	0	0	0	0	0	0
35.	Total (a)	272,382,987	230,464,626	0	522,362,625	172,725,357	177,992,172	17,228,169	0	0	0	(1,188,241)	5,213,397
DETAILS OF WRITE-INS													
3401.												
3402.												
3403.												
3498.	Summary of remaining write-ins for Line 34 from overflow page	0	0	0	0	0	0	0	0	0	0	0	0
3499.	Totals (Lines 3401 thru 3403 plus 3498)(Line 34 above)	0	0	0	0	0	0	0	0	0	0	0	0

(a) Finance and service charges not included in Lines 1 to 35 \$0

(b) For health business on indicated lines report: Number of persons insured under PPO managed care products0 and number of persons insured under indemnity only products0 .

19 GT

ANNUAL STATEMENT FOR THE YEAR 2023 OF THE Dealers Assurance Company

SCHEDULE F - PART 1

Assumed Reinsurance as of December 31, Current Year (\$000 Omitted)

[illegible]

SCHEDULE F - PART 2

[illegible]

ANNUAL STATEMENT FOR THE YEAR 2023 OF THE Dealers Assurance Company

SCHEDULE F - PART 3

Ceded Reinsurance as of December 31, Current Year (\$000 Omitted)

1	2	3	4	5	6	Reinsurance Recoverable On								16	Reinsurance Payable		19	20	
						7	8	9	10	11	12	13	14		15	17			18
ID Number	NAIC Com- pany Code	Name of Reinsurer	Domiciliary Jurisdiction	Special Code	Reinsurance Premiums Ceded	Paid Losses	Paid LAE	Known Case Loss Reserves	Known Case LAE Reserves	IBNR Loss Reserves	IBNR LAE Reserves	Unearned Premiums	Contingent Commis- sions	Columns 7 through 14 Totals	Amount in Dispute included in Column 15	Ceded Balances Payable	Other Amounts Due to Reinsurers	Net Amount Recoverable From Reinsurers Cols. 15 - [17 + 18]	Funds Held by Company Under Reinsurance Treaties
0499999. Total Authorized - Affiliates - U.S. Non-Pool					0	0	0	0	0	0	0	0	0	0	0	0	0	0	0
0799999. Total Authorized - Affiliates - Other (Non-U.S.)					0	0	0	0	0	0	0	0	0	0	0	0	0	0	0
0899999. Total Authorized - Affiliates					0	0	0	0	0	0	0	0	0	0	0	0	0	0	0
59-1673015 ..	. 33162 .	Bankers Insurance Co.	FL.....	610	1,676	1,676	21	1,655
43-1754760 ..	. 10051 .	Lyndon Southern Ins Co	DE.....	0	20	20	20
0999999. Total Authorized - Other U.S. Unaffiliated Insurers					610	0	0	0	0	0	0	1,696	0	1,696	0	21	0	1,675	0
1499999. Total Authorized Excluding Protected Cells (Sum of 0899999, 0999999, 1099999, 1199999 and 1299999)					610	0	0	0	0	0	0	1,696	0	1,696	0	21	0	1,675	0
1899999. Total Unauthorized - Affiliates - U.S. Non-Pool					0	0	0	0	0	0	0	0	0	0	0	0	0	0	0
AA-0052149	American Colonial Reinsurance Company, LTD.	TCA.....	425	825	742	1,567	322	1,245	0
AA-0054388	Three Diamonds Reinsurance Co Ltd	TCA.....	25	0	0
AA-0052072	Innovative Aftermarket Insurance, LTD	TCA.....	17,538	1,511	48,706	50,217	(1)	50,218	1,642
2099999. Total Unauthorized - Affiliates - Other (Non-U.S.) - Other					17,988	0	0	0	0	2,336	0	49,448	0	51,784	0	321	0	51,463	1,642
2199999. Total Unauthorized - Affiliates - Other (Non-U.S.)					17,988	0	0	0	0	2,336	0	49,448	0	51,784	0	321	0	51,463	1,642
2299999. Total Unauthorized - Affiliates					17,988	0	0	0	0	2,336	0	49,448	0	51,784	0	321	0	51,463	1,642
81-0680054 ..	. 13024 .	Allied Guaranty Insurance Company	NV.....	0	0	2	(2)
82-4219627 ..	. 16418 .	UNITED STATES DEALER RIC CO	AL.....	3	6	9	9
26-3683841	VSC RE Company	DC.....	92,991	5,774	84,488	90,262	90,262
2399999. Total Unauthorized - Other U.S. Unaffiliated Insurers					92,991	0	0	0	0	5,777	0	84,494	0	90,271	0	2	0	90,269	0
AA-0058117	118 Chevy Reinsurance Company, Ltd.	TCA.....	5	0	0
AA-0058118	118 SOS Reins CO LTD	TCA.....	5	0	0
AA-0057923	3TG	TCA.....	4,163	17,834	17,834	17,834
AA-00510170	4 Rocking Girls Reins LTD	TCA.....	(2)	30	30	30
AA-0055138	42 TIGER RIC LTD	TCA.....	0	2	2	2
AA-0052989	4Spoke	TCA.....	0	0	18	18	18
AA-0058290	922 Reinsurance Company, Ltd.	TCA.....	29	0	0
AA-0054516	A and H Insurance Co Ltd	TCA.....	(6)	0	0
AA-0058176	A Ford Able Reinsurance Company, Ltd.	TCA.....	(18)	3	33	36	36
AA-7770162	Adar	NAT.....	51	5	1,616	1,621	1,621
AA-7771670	Adar 2	NAT.....	483	367	367	367
AA-0054644	Agnes (SPLIT Car Pros)	TCA.....	37	0	303	303	303
AA-0055467	AJH REINSURANCE LTD	TCA.....	0	0	0
AA-0054507	Alexandria Grey Reinsurance Company, Ltd.	TCA.....	0	0	0
AA-0059387	All Roads Reinsurance Company, Ltd.	TCA.....	15	0	0
AA-0053877	All Star Reinsurance Company, Ltd.	TCA.....	(1)	0	0
AA-00510489	ALRy	TCA.....	201	0	143	143	143
AA-0054958	AMAZON REINS	TCA.....	2,160	35	3,146	3,181	3,181
AA-0057549	Amycakes II	TCA.....	0	8	8	8
AA-0058078	Anarchy Reinsurance Company, Ltd.	TCA.....	(15)	1	20	21	21	71
AA-0053977	ANG REINS	TCA.....	1,011	11	1,608	1,619	1,619
AA-0055261	APA III Reinsurance, Ltd.	TCA.....	0	1	1	1	69
AA-3190859	ARIA REINSURANCE	BMU.....	1	2	3	3	132
AA-0051583	ARKLATEX	TCA.....	(2,005)	0	0	0	0
AA-7770909	Arrowhead III	NAT.....	6	296	302	302
AA-0056614	Askins Reinsurance Company, Ltd.	TCA.....	13	0	0
AA-7771516	AUC 2	NAT.....	718	3	476	479	479
AA-0053533	AUTO BLOCK RIC LTD	TCA.....	1	16	17	17

ANNUAL STATEMENT FOR THE YEAR 2023 OF THE Dealers Assurance Company

SCHEDULE F - PART 3

Ceded Reinsurance as of December 31, Current Year (\$000 Omitted)

1 ID Number	2 NAIC Com- pany Code	3 Name of Reinsurer	4 Domiciliary Jurisdiction	5 Special Code	6 Reinsurance Premiums Ceded	Reinsurance Recoverable On									16 Amount in Dispute included in Column 15	Reinsurance Payable		19 Net Amount Recoverable From Reinsurers Cols. 15 - [17 + 18]	20 Funds Held by Company Under Reinsurance Treaties
						7 Paid Losses	8 Paid LAE	9 Known Case Loss Reserves	10 Known Case LAE Reserves	11 IBNR Loss Reserves	12 IBNR LAE Reserves	13 Unearned Premiums	14 Contingent Commis- sions	15 Columns 7 through 14 Totals		17 Ceded Balances Payable	18 Other Amounts Due to Reinsurers		
AA-0057713		Auto Shield Texas Reinsurance Company, Ltd.	TCA		0									0				0	
AA-0054661		AUTO-TEX I REINS	TCA		285					1		325		326				326	
AA-0054662		AUTO-TEX II REINS	TCA		522					4		625		629				629	
AA-0054186		AUTO-TEX REINS	TCA		(30)					0		117		117				117	
AA-0058284		Awesome Warranties Reinsurance Company, Ltd.	TCA		1									0				0	
AA-0051714		BARHAM GROUP REINSURANCE	TCA		(6)					4		136		140				140	
AA-0059262		Bazi Corporation Reinsurance Company, Ltd.	TCA		6									0				0	
AA-6900146		BBD REINS	SYC		16					46		913		959				959	2
AA-7770011		BEAST MODE RIC LTD	NAT		0					1		2		3				3	
AA-0052777		Beaumont Reinsurance Co Ltd	TCA		(2)					87		163		250				250	
AA-0055574		Bedford	TCA		1					1		127		128				128	
AA-7770777		BEG Reinsurance Company Inc.	NAT		1									0				0	
AA-0053798		Ben Mark & Co. Reinsurance Company, Ltd. ..	TCA		0					0		0		0				0	74
AA-0056616		Bernica	TCA		50					1		123		124				124	
AA-00510171		Bewrite	TCA		(1)							22		22				22	
AA-0057475		BFJ RIC LTD	TCA		0					4		48		52				52	
AA-3190967		BIG RED REINSURANCE, LTD.	BMU							1		1		2				2	
AA-0057152		Big Sarasota Pass Reinsurance Company, Ltd.	TCA		(1)									0				0	
AA-0057793		BKRAD040	TCA		1,429					93		6,157		6,250		46		6,204	
AA-0053278		BLC Reinsurance Co., Ltd.	TCA		0					0		0		0				0	0
AA-0051557		BLUE MOON REINSURANCE LTD	TCA		0					1		4		5				5	
AA-0055535		BMR-2013 REINSURANCE, LTD.	TCA		(5)					4		93		97				97	
AA-0059273		Bork	TCA		322					3		775		778				778	
AA-0051261		Boyland Group	TCA							0		0		0				0	
AA-3614126		Brent Brown Reinsurance Company, Inc.	TCA		3									0				0	
AA-0057225		Broken Arrow Reinsurance Co., Ltd.	TCA		4					4				0				0	
AA-0057226		Broken Bow Reinsurance Co., Ltd.	TCA		4									0				0	
AA-0052438		Brookmont Insurance Company, Ltd	TCA		0							11		11				11	
AA-0053914		Buccaneer Reinsurance Company Ltd	TCA		0									0				0	
AA-0056638		Buckshots (Kendall)	TCA		1,069					9		2,265		2,274				2,274	2,522
AA-0056344		BW Reinsurance Company, Ltd.	TCA		12									0				0	
AA-0052056		Cabo Reinsurance Co Ltd	TCA		0					1		0		1				1	
AA-0059151		CAMP BOWIE REINS	TCA		176					9		248		257				257	
AA-0057676		Candiotta II	TCA		(2)					1		66		67				67	
AA-0059040		CAP Auto Reinsurance Company, Ltd.	TCA		6									0				0	
AA-0055135		CAPPAM RE LTD	TCA		(2)					4		52		56				56	
AA-0054860		CDM RE LTD	TCA		(29)					14		518		532				532	
AA-0056519		CDP RE	TCA		1					1		2		3				3	
AA-7772053		CFNICKBRI Reins Co Inc	NAT		355					59		1,928		1,987		527		1,460	
AA-7772052		CFRAYBRI Reins Co Inc	NAT		355					59		1,928		1,987		527		1,460	
AA-0053297		CFT Re	TCA		8,591					103		3,363		3,466				3,466	
AA-0059649		CGW	TCA		(2)					1		194		195				195	
AA-0053661		CHAPS REINS CO	TCA		93					13		597		610				610	
AA-0052396		CHEVALIER-ORRDLR REINS	TCA		404					9		830		839				839	
AA-0052068		CHOPPER REINSURANCE	TCA							0		0		0				0	
AA-0054875		Christensen 3	TCA		0					0		25		25				25	

ANNUAL STATEMENT FOR THE YEAR 2023 OF THE Dealers Assurance Company

SCHEDULE F - PART 3

Ceded Reinsurance as of December 31, Current Year (\$000 Omitted)

1	2	3	4	5	6	Reinsurance Recoverable On									16	Reinsurance Payable		19	20
						7	8	9	10	11	12	13	14	15		17	18		
ID Number	NAIC Com- pany Code	Name of Reinsurer	Domiciliary Jurisdiction	Special Code	Reinsurance Premiums Ceded	Paid Losses	Paid LAE	Known Case Loss Reserves	Known Case LAE Reserves	IBNR Loss Reserves	IBNR LAE Reserves	Unearned Premiums	Contingent Commis- sions	Columns 7 through 14 Totals	Amount in Dispute included in Column 15	Ceded Balances Payable	Other Amounts Due to Reinsurers	Net Amount Recoverable From Reinsurers Cols. 15 - [17 + 18]	Funds Held by Company Under Reinsurance Treaties
AA-00510508	Circle R Holdings Product Co	TCA	(1)	1	19	20	20
AA-0057227	Circle T Reinsurance Co., Ltd.	TCA	5	0	0
AA-0058261	CJB REINSURANCE, LTD	TCA	1	16	17	17
AA-0053225	Claremont Capital Reinsurance, Ltd	TCA	(6)	16	16	16	20
AA-0056335	Clayton Marketing	TCA	264	2	717	719	719
AA-0059223	Closest to the Dealership Reinsurance Company, Inc	TCA	174	23	459	482	482
AA-0055932	CMFR Reinsurance Ltd	TCA	0	2	5	7	7
AA-0056913	CNET Reinsurance Company, Ltd.	TCA	(1)	0	0
AA-0052742	Coalition Reinsurance Co Ltd	TCA	0	0	0
AA-0056821	Coastal Empire Reinsurance Co Ltd	TCA	1	31	32	32
AA-0059935	Coconut Bayou Reinsurance Company, Ltd.	TCA	9	0	0
AA-0057828	Colozzi Reinsurance Company, Ltd.	TCA	1	0	0
AA-0057619	Commercial Reinsurance Company, Ltd.	TCA	21	0	0
AA-0055077	Committed Reinsurance	TCA	0	27	27	27	35
AA-0057153	Compass Rose Reinsurance Company, Ltd.	TCA	(1)	0	0
AA-0057999	Continental Motors	TCA	184	4	1,007	1,011	1,011
AA-0053597	Cornered	TCA	0	0	0	0
AA-0059388	Credence Reinsurance Company, Ltd.	TCA	15	0	0
AA-0055995	CSCI Reinsurance Co, Ltd.	TCA	4	4	(16)	20	121
AA-7771891	D&J	NAT	183	138	138	138
AA-0052029	D.C.E.B	TCA	(9)	4	210	214	0	214
AA-0057739	Dahl Automotive Reinsurance Limited	TCA	21	0	0
AA-0056961	Danielle Chase Reinsurance Company, Ltd.	TCA	13	0	0
AA-0054856	Dantam	TCA	(17)	4	586	590	590
AA-0052670	Davenport Capitol Reinsurance Co Ltd	TCA	(5)	0	0	0	0
AA-0052136	David H. Edwards Reinsurance Company, Ltd	TCA	(1)	2	143	145	145
AA-0053775	David Niello	TCA	1,688	5	3,230	3,235	3,235
AA-0053293	Daylay	TCA	231	1	305	306	306
AA-0050198	DBG	TCA	(20)	2	306	308	308
AA-7770775	DCK Automotive Holdings Reinsurance Company Inc.	NAT	50	6	120	126	126
AA-00510540	De Martini Re	TCA	331	249	249	249	430
AA-0053540	Deacon1 Reinsurance Company Ltd	TCA	0	0	0
AA-0053547	Deacon2 Reinsurance Company Ltd	TCA	0	0	0
AA-0055589	Deacon3 Reinsurance Company, Ltd.	TCA	0	0	0
AA-0059272	DEL	TCA	85	0	191	191	191
AA-0056076	Deschutes (Kendall)	TCA	1,069	9	2,265	2,274	2,274	2,521
AA-7770776	DFV Reinsurance Company, Inc.	NAT	0	0	0
AA-7771045	DHCH Reinsurance Company, Inc.	NAT	15	0	0
AA-0057719	Diesel Investments Reinsurance Company, Ltd.	TCA	9	0	0
AA-0054035	Dins-Zeven	TCA	(2)	2	190	192	192
AA-0057996	Diverse Offerings Reinsurance, Ltd.	TCA	2,928	7	6,661	6,668	6,668
AA-0055576	DJRR	TCA	(2)	1	68	69	69
AA-0059569	DK BLACKSMITH RE LTD	TCA	(4)	7	128	135	135
AA-00510292	DK Lee	TCA	147	3	242	245	245
AA-0057986	Dos Metro	TCA	1,223	49	2,522	2,571	2,571
AA-0057987	Dos Roadrunner	TCA	1,223	49	2,522	2,571	2,571
AA-0058944	Double Down Reinsurance Company, Ltd.	TCA	11	0	0

ANNUAL STATEMENT FOR THE YEAR 2023 OF THE Dealers Assurance Company

SCHEDULE F - PART 3

Ceded Reinsurance as of December 31, Current Year (\$000 Omitted)

1	2	3	4	5	6	Reinsurance Recoverable On									16	Reinsurance Payable		19	20
						7	8	9	10	11	12	13	14	15		17	18		
ID Number	NAIC Com- pany Code	Name of Reinsurer	Domiciliary Jurisdiction	Special Code	Reinsurance Premiums Ceded	Paid Losses	Paid LAE	Known Case Loss Reserves	Known Case LAE Reserves	IBNR Loss Reserves	IBNR LAE Reserves	Unearned Premiums	Contingent Commis- sions	Columns 7 through 14 Totals	Amount in Dispute included in Column 15	Ceded Balances Payable	Other Amounts Due to Reinsurers	Net Amount Recoverable From Reinsurers Cols. 15 - [17 + 18]	Funds Held by Company Under Reinsurance Treaties
AA-0053005	DRAM Assured Reinsurance Limited	TCA	(15)	0	0
AA-0058058	Dream Reinsurance Company, Ltd.	TCA	3	0	0
AA-0056346	Drive Away Confident Reinsurance Co., Ltd.	TCA	26	3	66	69	69	176
AA-00510426	Drive Care Reinsurance Company, Ltd.	TCA	1	0	3	3	3
AA-7771683	DSC REINSURANCE COMPANY, INC	NAT	126	1	90	91	91
AA-0051917	Duck Dudes (Kendall)	TCA	867	9	2,016	2,025	2,025	2,182
AA-0057338	DUFFY VIC	TCA	417	11	953	964	964
AA-0059688	DWS Reinsurance Company, Ltd.	TCA	0	0	0	0	0
AA-0057129	EHA Autoguard Reinsurance Limited	TCA	1	0	0
AA-0054996	EJB REINS	TCA	98	9	820	829	829
AA-3191381	EMERALD BAY RE LTD, SPC	BMJ	(2)	3	80	83	83
AA-0055724	ET Renisurance Co	TCA	15	166	181	6	175
AA-0059656	Exclusive Reinsurance Company, Ltd.	TCA	2	0	0
AA-00510202	FAM	TCA	761	4	898	902	902
AA-0059482	FERRIS RIC LTD	TCA	0	1	1	1
AA-00510095	Finger Lakes Re 2.0	TCA	252	1	502	503	503
AA-7770332	FIRST COUSINS RIC LTD	NAT	(1)	2	20	22	22
AA-0051612	Five Star I Reinsurance Company LTD	TCA	(75)	80	943	1,023	53	970
AA-0051613	Five Star II Reinsurance Company LTD	TCA	(75)	80	943	1,023	53	970
AA-0051611	Five Star III Reinsurance Company LTD	TCA	(75)	80	943	1,023	53	970
AA-0058504	FNA Holdings Reinsurance Company, Ltd.	TCA	66	10	173	183	183	220
AA-0055249	FTAK	TCA	(1)	0	91	91	91
AA-0057439	Fun Funds Reinsurance Company, Ltd.	TCA	0	0	1	1	1	1
AA-7771139	G10 Forward Reinsurance Company, Inc.	NAT	519	957	957	957
AA-7771170	G4 Forward Reinsurance Company, Ltd.	NAT	519	830	830	17	813
AA-7771171	G5 Forward Reinsurance Company, Ltd.	NAT	519	5	957	962	17	945
AA-7771172	G6 Forward Reinsurance Company, Ltd.	NAT	519	5	957	962	17	945
AA-7771173	G7 Forward Reinsurance Company, Ltd.	NAT	519	5	768	773	17	756
AA-7771169	G8 Forward Reinsurance Company, Ltd.	NAT	519	5	768	773	17	756
AA-0056787	G9 Forward Reinsurance Company, Ltd.	TCA	519	5	957	962	17	945
AA-0058065	GACDJ Re	TCA	14	0	19	19	19	130
AA-0054981	GALACTICA REINS	TCA	2,415	70	5,149	5,219	5,219
AA-0055984	GENESIS REINS	TCA	25	0	29	29	29
AA-0054112	GEO LIFE INSURANCE CO LTD	TCA	(38)	34	1,072	1,106	1,106
AA-0051297	Glacier Reinsurance Company, Ltd.	TCA	43	0	0
AA-0058922	Glassparency Re	TCA	25	103	3,362	3,465	1	3,464
AA-0058606	Glick Holdings	TCA	119	2	412	414	414
AA-0053223	Global Capital Renisurance Co	TCA	0	14	14	14
AA-0057721	Global Protection Reinsurance Company, Ltd.	TCA	0	0	0
AA-7770716	Go Blue Reinsurance Company, Ltd.	NAT	(4)	0	0
AA-0057722	Golf East Reinsurance Company, Ltd.	TCA	0	0	0	0	0
AA-0055936	Govero Reinsurance Ltd	TCA	0	2	5	7	7
AA-0055329	Grace 531 Reinsurance Company, Ltd.	TCA	(1)	0	0	0	0	17
AA-0056688	Grand Sport	TCA	54	2	171	173	173
AA-0057633	Great American Reinsurance Company	TCA	21	0	0
AA-0057723	Greater Charlotte Reinsurance Company, Ltd.	TCA	0	0	0	0	0
AA-0058943	GSDS Reinsurance Company, Ltd.	TCA	(1)	1	14	15	15	159

ANNUAL STATEMENT FOR THE YEAR 2023 OF THE Dealers Assurance Company

SCHEDULE F - PART 3

Ceded Reinsurance as of December 31, Current Year (\$000 Omitted)

1	2	3	4	5	6	Reinsurance Recoverable On									16	Reinsurance Payable		19	20
						7	8	9	10	11	12	13	14	15		17	18		
ID Number	NAIC Com- pany Code	Name of Reinsurer	Domiciliary Jurisdiction	Special Code	Reinsurance Premiums Ceded	Paid Losses	Paid LAE	Known Case Loss Reserves	Known Case LAE Reserves	IBNR Loss Reserves	IBNR LAE Reserves	Unearned Premiums	Contingent Commis- sions	Columns 7 through 14 Totals	Amount in Dispute included in Column 15	Ceded Balances Payable	Other Amounts Due to Reinsurers	Net Amount Recoverable From Reinsurers Cols. 15 - [17 + 18]	Funds Held by Company Under Reinsurance Treaties
AA-0058055		Guybo Reinsurance Company, Ltd.	TCA		8									0				0	
		H and J Auto Group Reinsurance Company, Ltd.	TCA		(5)					0				0				0	0
AA-0055785		Halls Warranty Reinsurance, Ltd.	TCA		11					1		71		72				72	
AA-0059303		HANALEI BAY RIC LTD	TCA		(3)					1		42		43				43	
		Harding Auto Group Reinsurance Company, Ltd.	TCA		1									0				0	
AA-0059694		Hayward-Hill Reinsurance Company, Ltd.	TCA		1					0		0		0				0	
AA-0057373		HDZT REINS CO	TCA		403					10		970		980				980	
AA-0058158		Heavenly Reinsurance Company, Ltd.	TCA		41									0				0	
AA-3190866		Heritage Reinsurance Company, Ltd.	BMU		2									0				0	
AA-0051491		Herman (SPLIT Car Pros)	TCA		424					1		1,075		1,076				1,076	
AA-0059881		HFT Re	TCA									1		1				1	1
AA-0057329		HIKARU	TCA		645					10		1,091		1,101				1,101	
AA-0056895		HILT 550	TCA		(2)					1		64		65				65	
AA-0052117		HONDAY	TCA		(321)					6		208		214				214	
AA-0057174		HR Auto Motors Reinsurance Company, Ltd.	TCA		0									0				0	
AA-0056515		HUGE RIC LTD	TCA		0					9		123		132				132	
AA-3191198		IECD	BMU		(1,431)					112		4,515		4,627				4,627	
AA-0053388		Ikegami	TCA		378					6		1,731		1,737				1,737	
AA-0058695		IN8	TCA		(2)					5		333		338				338	
AA-0056669		INDMET-2015	TCA		(19)					15		331		346				346	
AA-0057212		INDMET2-2015	TCA		(19)					15		331		346				346	
AA-7770711		Integrity Family Trust Re	NAT		854					14		459		473		82		391	
AA-0059447		Isaac Reinsurance Company, Ltd.	TCA		0					0		5		5				5	5
AA-0059996		J & Z Reinsurance Company, Ltd.	TCA		2									0				0	
AA-0050354		J&H Reinsurance Company, Ltd.	TCA		2									0				0	
AA-0055157		Jason Hannah Reinsurance Limited	TCA		79									0				0	
AA-0055158		Jason Jennifer Hannah Reinsurance Limited	TCA		81									0				0	
AA-0057444		JCW MCGHEE RE LTD	TCA							1		4		5				5	
AA-0057662		JEB RIC LTD	TCA		2					5		45		50				50	
AA-0052903		Jefjo Liberty	TCA							0		5		5				5	
AA-0055159		Jennifer Hannah Reinsurance Limited	TCA		79									0				0	
AA-0056113		Jet Boys Reinsurance Company, Ltd.	TCA		(4)									0				0	
AA-0058681		JillNando Reinsurance Company, Ltd.	TCA		9					9		156		165				165	111
AA-7771311		JJ BAM	NAT		208							547		547				547	
AA-0059470		JKL Reinsurance, Ltd.	TCA		3					3		0		0				0	
AA-0057181		JLCH	TCA		483					6		1,004		1,010				1,010	
AA-0057156		JMBROK RE LTD	TCA		0					0		1		1				1	
AA-0052398		JOAC	TCA		303					111		6,144		6,255				6,255	
AA-0059275		Joe Pfliefer	TCA		77					1		211		212				212	
AA-0059650		JRG TEXAS RE	TCA		(3)					15		1,173		1,188				1,188	
AA-0059651		JRGCGW RE	TCA		2,194					26		3,426		3,452				3,452	
AA-7771285		JSF Super Reinsurance Company Inc.	NAT		168									0				0	
AA-0057728		JStar Family Reinsurance Company, Ltd.	TCA		0					0		0		0				0	76
AA-0058415		Just The Tip Reinsurance, Ltd.	TCA		13					22		341		363				363	
AA-0055007		KAD REINS	TCA		98					9		820		829				829	
		Ken Ellegard Peoria Reinsurance Company, Ltd.	TCA		4									0				0	
AA-7771684		KJD REINSURANCE COMPANY, INC.	NAT		110					1		75		76				76	

ANNUAL STATEMENT FOR THE YEAR 2023 OF THE Dealers Assurance Company

SCHEDULE F - PART 3

Ceded Reinsurance as of December 31, Current Year (\$000 Omitted)

1	2	3	4	5	6	Reinsurance Recoverable On									16	Reinsurance Payable		19	20
						7	8	9	10	11	12	13	14	15		17	18		
ID Number	NAIC Com- pany Code	Name of Reinsurer	Domiciliary Jurisdiction	Special Code	Reinsurance Premiums Ceded	Paid Losses	Paid LAE	Known Case Loss Reserves	Known Case LAE Reserves	IBNR Loss Reserves	IBNR LAE Reserves	Unearned Premiums	Contingent Commis- sions	Columns 7 through 14 Totals	Amount in Dispute included in Column 15	Ceded Balances Payable	Other Amounts Due to Reinsurers	Net Amount Recoverable From Reinsurers Cols. 15 - [17 + 18]	Funds Held by Company Under Reinsurance Treaties
AA-0058066	KL	TCA	309	8	1,996	2,004	2,004
AA-0052304	KOALA REINSURANCE	TCA	0	3	13	16	16	0
AA-0052518	KRFS	TCA	(1,405)	26	794	820	820
AA-6900187	LABYRINTHUS TX VSC LTD	SYC	2,114	51	3,996	4,047	4,047
AA-0055337	Lake Creek (Kendall)	TCA	1,069	9	2,265	2,274	2,274	2,521
AA-0059717	Landmark Holdings Reinsurance Company, Ltd.	TCA	10	0	0
AA-0059386	Larry & Brad Reinsurance Company, Ltd.	TCA	(1)	0	0
AA-0054997	LBA	TCA	217	3	649	652	652
AA-0057734	Lee 3	TCA	1,757	22	3,394	3,416	3,416
AA-0057204	Legend Reinsurance Limited	TCA	158	27	532	559	559	786
AA-00510342	Liberty Ridge Reinsurance Company, Ltd.	TCA	3	0	0
AA-0057097	Littles Reinsurance, Ltd.	TCA	1	0	0
AA-0050897	LOTS Re	TCA	0	122	122	122
AA-0058085	LSW RIC LTD	TCA	0	0	0	0
AA-0059719	LTM RE LTD	TCA	(16)	6	185	191	191
AA-0057154	Lucerne Reinsurance Company, Ltd.	TCA	(1)	0	0
AA-00510323	Lucky Train Junction	TCA	147	1	228	229	229
AA-0055940	Lucy AD Reinsurance Company, Ltd.	TCA	0	0	0
AA-0059915	Lundblad	TCA	267	2	788	790	790
AA-0057533	LVR RE LTD	TCA	(13)	10	99	109	109
AA-00510681	MACKFALL RE LTD	TCA	(2)	57	57	57
AA-0057176	Magic I Reinsurance Company, Ltd.	TCA	(20)	0	0	0	0
AA-7771117	Maize Wolverine Reinsurance Company, Inc. ..	NAT	2	0	0
AA-0059757	MAM	TCA	474	2	250	252	252
AA-0059625	MAMEAR2.0	TCA	239	3	657	660	660
AA-00510038	Maps & Joda	TCA	1,581	4	2,567	2,571	2,571
AA-0059940	Mar Vista Reinsurance Company, Ltd.	TCA	9	0	0
AA-0052710	MAT-2009 REINSURANCE LTD.	TCA	(17)	46	630	676	676
AA-0052709	MATEBT-2009 REINSURANCE LTD	TCA	(25)	36	620	656	656
AA-00510125	MAXX	TCA	140	4	300	304	304
AA-0052784	MCGRATH POWERSPORTS REINSURAN	TCA	0	1	3	4	4
AA-0056077	Metolius (Kendall)	TCA	1,069	9	2,265	2,274	2,274	2,521
AA-7770719	MGF Reinsurance Company, Ltd.	NAT	(2)	0	0
AA-0055029	Michaels III Reinsurance Company, Ltd.	TCA	(60)	1	1	1	1
AA-0058883	Mike Scarff Subaru 2	TCA	0	1	158	159	159
AA-0056259	Millennium	TCA	(3)	2	162	164	164
AA-7771682	MINORIA	NAT	561	3	644	647	647	607
AA-0053396	Mivan Two (Kendall)	TCA	1,069	9	2,266	2,275	2,275	2,520
AA-0058710	Monster Motors Reinsurance Company, Ltd. ..	TCA	7	0	0
AA-0055350	Montrose Group	TCA	147	1	93	94	94
AA-7771197	Moses Re	TCA	(90)	22	554	576	576
AA-0056896	MR ROGERS REINS	TCA	347	12	729	741	741
AA-7770718	MSF Reinsurance Company, Ltd.	NAT	8	0	0
AA-0053051	MTJ II Reinsurance Company	TCA	0	4	4	4
AA-0052917	Muscle Car	TCA	(2)	1	116	117	117
AA-0052061	NCVL RE LTD	TCA	(8)	29	309	338	338	416
AA-0053683	NEL-FORD REINS CO	TCA	1,844	46	3,867	3,913	3,913
AA-0055983	NILE AUTO PERFORMANCE	TCA	2,160	35	3,174	3,209	3,209
AA-0056130	NINETEENTH HOLE REINS	TCA	427	11	820	831	831

ANNUAL STATEMENT FOR THE YEAR 2023 OF THE Dealers Assurance Company

SCHEDULE F - PART 3

Ceded Reinsurance as of December 31, Current Year (\$000 Omitted)

1	2	3	4	5	6	Reinsurance Recoverable On									16	Reinsurance Payable		19	20
						7	8	9	10	11	12	13	14	15		17	18		
ID Number	NAIC Com- pany Code	Name of Reinsurer	Domiciliary Jurisdiction	Special Code	Reinsurance Premiums Ceded	Paid Losses	Paid LAE	Known Case Loss Reserves	Known Case LAE Reserves	IBNR Loss Reserves	IBNR LAE Reserves	Unearned Premiums	Contingent Commis- sions	Columns 7 through 14 Totals	Amount in Dispute included in Column 15	Ceded Balances Payable	Other Amounts Due to Reinsurers	Net Amount Recoverable From Reinsurers Cols. 15 - [17 + 18]	Funds Held by Company Under Reinsurance Treaties
AA-7771044		Nino Reinsurance Company Inc.	NAT		4									0				0	
AA-7771505		NM Cook Reinsurance Company, Inc.	NAT		2					1		13		14				14	
AA-00510172		NMHR	TCA		(1)							10		10				10	
AA-00510205		Northern 315	TCA		210					1		420		421				421	
AA-0052515		NTN REINSURANCE COMPANY, LTD	TCA		1,142					41		2,781		2,822				2,822	
AA-0053374		Nuevo Ninos Reinsurance Company, Ltd.	TCA		(30)					1				1				1	1
AA-0056839		OAO Re	TCA		(14)					3		793		796				796	
AA-0057645		Ocean Way Reinsurance Company, Ltd.	TCA		21									0				0	
AA-0056517		OFEB RIC LTD	TCA							1		10		11				11	
AA-0053982		OGM REINS	TCA		1,015					11		1,608		1,619				1,619	
AA-0052743		Old School Reinsurance Company Ltd	TCA		0					0				0				0	0
AA-7771174		OmpenRe Limited.	NAT		519							830		830		17		813	
AA-0056897		ONS	TCA		480					21		1,153		1,174				1,174	
AA-7770459		ORC TWC Reinsurance I, Inc.	NAT		(1)									0				0	
AA-00510538		Paloma Re	TCA		331							249		249				249	430
AA-0059491		Pappas Reinsurance Company, Ltd.	TCA		8									0				0	
AA-0058132		PAR Auto Group Reinsurance Company LTD	TCA		41					1		40		41				41	6
AA-00510295		Payette	TCA		1,123							1,169		1,169				1,169	1,432
AA-0058018		PEARO REINSURANCE COMPANY, LTD	TCA		(1)					8		25		33				33	
AA-0055006		PENULT REINS	TCA		98					9		820		829				829	
AA-0054419		PIPCO	TCA		(13)					67		189		256				256	
AA-0051506		Poncho (SPLIT Car Pros)	TCA		604							1,075		1,075				1,075	
AA-0055040		POSSUM CREEK REINS	TCA		1,861					29		2,987		3,016				3,016	
AA-0052174		POWERRIDE RE LTD	TCA		(4)					13		143		156				156	
AA-0059263		Prime Reinsurance Company, Ltd.	TCA		32									0				0	
AA-0056019		PRINCESS RETTE	TCA		(45)					2		38		40				40	
AA-0052861		Pro Caliber Reinsurance Co Ltd	TCA		6									0				0	
		Professional Automotive Management Reins																	
AA-0053132		Co., Ltd.	TCA		(4)					0		3		3				3	(2)
AA-0040101		Progressive Insurance Limited	TCA		(138)					9		604		613				613	2
AA-0056249		PT Reinsurance Company, Ltd.	TCA		(2)									0				0	
		Puget Sound Portfolio Reinsurance Company,																	
AA-0059422		Ltd.	TCA		27									0				0	
AA-0054416		Pursch Reinsurance Co., Ltd.	TCA		1									0				0	
AA-7770226		Puyallup River Re	NAT		883					11		2,018		2,029				2,029	
AA-7770227		Puyallup Valley Re	NAT		1,400					10		2,893		2,903				2,903	
AA-0054625		Quacker Backer (Kendall)	TCA		738					9		2,016		2,025				2,025	2,185
AA-0051220		RAGNAR RE LTD	TCA							1		0		1				1	
AA-0051866		RANCHFUND RE LTD	TCA		(3)					9		144		153				153	
AA-0052886		Randy Grant Reinsurance Company, Ltd.	TCA		0									0				0	
AA-0058884		Ranger	TCA		236					1		476		477				477	
AA-0055611		RANGER 1 RIC LTD	TCA		0					1		4		5				5	
AA-7771685		RATTLER HILL REINSURANCE COMPANY, INC.	NAT		2,111					22		1,188		1,210				1,210	
AA-0053981		RBE REINS	TCA		1,011					11		1,608		1,619				1,619	
AA-0055601		Reid Investments Reinsurance, Ltd.	TCA		0									0				0	
AA-0055941		ReTodd Reinsurance Company, Ltd.	TCA		0									0				0	
AA-0059750		Richard Niello	TCA		1,688					5		3,230		3,235				3,235	
AA-0052705		RIDERS ASSURANCE REINSURANCE	TCA									1		1				1	
		RINGO DELTA CHARLIE REINSURANCE COMPANY,																	
AA-00510512		LTD.	TCA		275					1		173		174				174	28

ANNUAL STATEMENT FOR THE YEAR 2023 OF THE Dealers Assurance Company

SCHEDULE F - PART 3

Ceded Reinsurance as of December 31, Current Year (\$000 Omitted)

1	2	3	4	5	6	Reinsurance Recoverable On									16	Reinsurance Payable		19	20
						7	8	9	10	11	12	13	14	15		17	18		
ID Number	NAIC Com- pany Code	Name of Reinsurer	Domiciliary Jurisdiction	Special Code	Reinsurance Premiums Ceded	Paid Losses	Paid LAE	Known Case Loss Reserves	Known Case LAE Reserves	IBNR Loss Reserves	IBNR LAE Reserves	Unearned Premiums	Contingent Commis- sions	Columns 7 through 14 Totals	Amount in Dispute included in Column 15	Ceded Balances Payable	Other Amounts Due to Reinsurers	Net Amount Recoverable From Reinsurers Cols. 15 - [17 + 18]	Funds Held by Company Under Reinsurance Treaties
AA-0052247	Rivergreen Reinsurance Co Ltd	TCA	0	0	0
AA-0057321	RJ INVESTMENTS REINS	TCA	750	48	1,726	1,774	1,774
AA-0055806	RJ Kody III	TCA	4	214	218	218
AA-0058161	RM Bates Reinsurance Company, Ltd.	TCA	0	0	0
AA-7771417	RMK REINS	NAT	594	7	1,070	1,077	1,077
AA-0059748	Roger Neillo	TCA	1,688	5	3,230	3,235	3,235
AA-0052444	Roush Reinsurance Company, Ltd.	TCA	(38)	1	1	1	1
AA-0056273	Roy Buck Reinsurance, Ltd.	TCA	(2)	0	4	4	4	245
AA-0055900	RSJ Reinsurance Company, Ltd.	TCA	42	0	0
AA-0059289	S&M	TCA	(15)	2	719	721	721
AA-6900218	S.N.S.	SYC	(1)	0	17	17	17
AA-0052900	S+J	TCA	0	5	5	5
AA-0051734	Sage	TCA	(2)	2	61	63	63
AA-0054341	San Juan Reinsurance Company, Ltd	TCA	1	0	0
AA-0052860	Savage Cars Reinsurance Company, Ltd.	TCA	2	0	0
AA-0059652	SG REINS	TCA	(3)	47	1,172	1,219	1,219
AA-0059653	SGCW Re	TCA	13	312	325	325
AA-0057403	SGJG REINS	TCA	481	8	1,142	1,150	1,150	328
AA-0054998	SHEENGUS	TCA	1,878	60	2,685	2,745	2,745	63
AA-0059120	Shelby Wayne 2 Re	TCA	(19)	16	260	276	276
AA-0053964	Simba Reinsurance Company, Ltd.	TCA	11	0	2	2	2	19
AA-0058297	Simms Reinsurance Company, Ltd.	TCA	0	0	0
AA-0051711	Skillkids (Kendall)	TCA	1,069	9	2,265	2,274	2,274	2,518
AA-0055573	Skillkids II (Kendall)	TCA	1,069	9	2,265	2,274	2,274	2,518
AA-7771175	SP Forward Reinsurance Company, Ltd.	NAT	519	5	957	962	17	945
AA-0058762	SS Auto Reinsurance Company, Ltd.	TCA	(7)	0	0
AA-0059594	Stables	TCA	9	2	439	441	441
AA-0052696	STERRY STREET RE LTD	TCA	(3)	1	20	21	21
AA-7770880	Sugar Loaf III Reinsurance, Inc.	NAT	1	0	0
AA-0057792	Sunnyvale Express	TCA	126	0	268	268	268
AA-0059039	Supreme Automotive Reinsurance Company, Ltd.	TCA	(9)	0	3	3	3	129
AA-0058914	SUTTON RIC LTD	TCA	(2)	5	40	45	45
AA-0055005	SUZART REINS	TCA	98	9	820	829	829
AA-0057777	SV	TCA	355	5	1,526	1,531	1,531
AA-0059741	T & S FUTURE HOLDINGS RIC LTD	TCA	(7)	7	194	201	201
AA-0059716	T&K Holdings	TCA	200	3	345	348	348
AA-0059836	T.R.S. RE LTD	TCA	(1)	3	23	26	26
AA-0058485	T-Ball Reinsurance Company, Ltd.	TCA	0	1	12	13	13	6
AA-0057829	The Archibald Reinsurance Company, Ltd. ...	TCA	75	0	0
AA-7771043	The Other Guys Reinsurance Company, Inc. ...	NAT	2	0	0
AA-0053778	THIRTEEN-TWENTY	TCA	2,021	42	3,863	3,905	3,905
AA-0057956	THIRTY	TCA	1,654	101	3,942	4,043	4,043
AA-0056465	TOCANTINS REINS CO	TCA	(8)	5	160	165	165
AA-0057223	TOWNE AUTO RIC LTD	TCA	(1)	4	67	71	71
AA-0053682	TPKW REINS CO	TCA	275	10	603	613	613
AA-0056296	Tress P&D Reinsurance, Ltd.	TCA	150	0	277	277	277
AA-3190984	Tricor Re	BMU	(728)	596	12,792	13,388	120	13,268
AA-00510173	Triple	TCA	(4)	39	39	39
AA-0056154	TTC II Reinsurance, Limited	TCA	5	0	0

ANNUAL STATEMENT FOR THE YEAR 2023 OF THE Dealers Assurance Company

SCHEDULE F - PART 3

Ceded Reinsurance as of December 31, Current Year (\$000 Omitted)

1	2	3	4	5	6	Reinsurance Recoverable On									16	Reinsurance Payable		19	20
						7	8	9	10	11	12	13	14	15		17	18		
ID Number	NAIC Com- pany Code	Name of Reinsurer	Domiciliary Jurisdiction	Special Code	Reinsurance Premiums Ceded	Paid Losses	Paid LAE	Known Case Loss Reserves	Known Case LAE Reserves	IBNR Loss Reserves	IBNR LAE Reserves	Unearned Premiums	Contingent Commis- sions	Columns 7 through 14 Totals	Amount in Dispute included in Column 15	Ceded Balances Payable	Other Amounts Due to Reinsurers	Net Amount Recoverable From Reinsurers Cols. 15 - [17 + 18]	Funds Held by Company Under Reinsurance Treaties
AA-0053860	TWENTY TWELVE RE LTD	TCA	(2)	3	26	29	29
AA-0056639	Uno Mas Reinsurance Company, Ltd.	TCA	2	0	0
AA-0053769	UPP Reinsurance Company, Ltd.	TCA	0	0
AA-0051532	UTTER BROTHER RIC LTD	TCA	(40)	28	1,263	1,291	1,291
AA-0040209	Valley National Reinsurance Company, Ltd ..	TCA	388	661	661	49	612
AA-0053843	Vantage National Re	TCA	2,913	176	6,410	6,586	6,586
AA-6900304	Vehicle Performance Company, Ltd.	SYC	100	0	161	161	161
AA-0052747	VICTORIA	TCA	19	5	400	405	405
AA-0053299	VW VW	TCA	(8)	2	478	480	480
AA-0054979	WAPENSHAW REINS	TCA	(86)	27	1,424	1,451	1,451
AA-3614207	WATERSTONE TX VSC LTD	TCA	(84)	25	1,410	1,435	1,435
AA-0057448	WB ENTERPRISES RE	TCA	0	1	1	1
AA-0059528	WOFX RIC CO	TCA	(1)	2	24	26	26
AA-3774111	Wellington Security International Insurance Co.	BMJ	20,393	2,247	34,182	36,429	36,429	40,106
AA-0051459	WH-SRCT 3	TCA	(76)	61	1,052	1,113	1,113
AA-0059941	Winters Way Reinsurance Company, Ltd.	TCA	9	0	0
AA-7770815	WMC	NAT	465	3	1,336	1,339	1,339
AA-0052707	WRC-2009 REINSURANCE LTD	TCA	(32)	42	730	772	772
AA-0052714	WRCMAT-2009 REINSURANCE LTD	TCA	(31)	11	440	451	451
AA-0053729	WRP-3 REINS CO	TCA	2,114	79	4,667	4,746	4,746
AA-0052368	Wysup	TCA	24	0	98	98	98
AA-0054278	Y2K	TCA	0	1	54	55	55
AA-7771868	YELLOWSTONE REINSURANCE COMPANY INC	NAT	2,892	21	2,051	2,072	2,072
AA-7771176	Young Automotive Group Reinsurance Company, Ltd.	NAT	519	5	957	962	16	946
2699999. Total Unauthorized - Other Non-U.S. Insurers					115,640	0	0	0	0	6,257	0	285,787	0	292,044	0	1,653	0	290,391	68,457
2899999. Total Unauthorized Excluding Protected Cells (Sum of 2299999, 2399999, 2499999, 2599999 and 2699999)					226,619	0	0	0	0	14,370	0	419,729	0	434,099	0	1,976	0	432,123	70,099
3299999. Total Certified - Affiliates - U.S. Non-Pool					0	0	0	0	0	0	0	0	0	0	0	0	0	0	0
3599999. Total Certified - Affiliates - Other (Non-U.S.)					0	0	0	0	0	0	0	0	0	0	0	0	0	0	0
3699999. Total Certified - Affiliates					0	0	0	0	0	0	0	0	0	0	0	0	0	0	0
4299999. Total Certified Excluding Protected Cells (Sum of 3699999, 3799999, 3899999, 3999999 and 4099999)					0	0	0	0	0	0	0	0	0	0	0	0	0	0	0
4699999. Total Reciprocal Jurisdiction - Affiliates - U.S. Non-Pool					0	0	0	0	0	0	0	0	0	0	0	0	0	0	0
4999999. Total Reciprocal Jurisdiction - Affiliates - Other (Non-U.S.)					0	0	0	0	0	0	0	0	0	0	0	0	0	0	0
5099999. Total Reciprocal Jurisdiction - Affiliates					0	0	0	0	0	0	0	0	0	0	0	0	0	0	0
5699999. Total Reciprocal Jurisdiction Excluding Protected Cells (Sum of 5099999, 5199999, 5299999, 5399999 and 5499999)					0	0	0	0	0	0	0	0	0	0	0	0	0	0	0
5799999. Total Authorized, Unauthorized, Reciprocal Jurisdiction and Certified Excluding Protected Cells (Sum of 1499999, 2899999, 4299999 and 5699999)					227,229	0	0	0	0	14,370	0	421,425	0	435,795	0	1,997	0	433,798	70,099
5899999. Total Protected Cells (Sum of 1399999, 2799999, 4199999 and 5599999)					0	0	0	0	0	0	0	0	0	0	0	0	0	0	0
9999999 Totals					227,229	0	0	0	0	14,370	0	421,425	0	435,795	0	1,997	0	433,798	70,099

ANNUAL STATEMENT FOR THE YEAR 2023 OF THE Dealers Assurance Company

SCHEDULE F - PART 3 (Continued)

Ceded Reinsurance as of December 31, Current Year (\$000 Omitted)
(Credit Risk)

ID Number From Col. 1	Name of Reinsurer From Col. 3	Collateral				25	26	27	Ceded Reinsurance Credit Risk								
		21	22	23	24				28	29	30	31	32	33	34	35	36
		Multiple Beneficiary Trusts	Letters of Credit	Issuing or Confirming Bank Reference Number	Single Beneficiary Trusts & Other Allowable Collateral	Total Funds Held, Payables & Collateral	Net Recoverable Net of Funds Held & Collateral	Applicable Sch. F Penalty (Col. 78)	Total Amount Recoverable from Reinsurers Less Penalty (Cols. 15-27)	Stressed Recoverable (Col. 28 * 120%)	Reinsurance Payable & Funds Held (Cols. 17+18+20; but not in excess of Col. 29)	Stressed Net Recoverable (Cols. 29-30)	Total Collateral (Cols. 21+22 + 24, not in Excess of Col. 31)	Stressed Net Recoverable Net of Collateral Offsets (Cols. 31-32)	Reinsurer Designation Equivalent	Credit Risk on Collateralized Recoverables (Col. 32 * Factor Applicable to Reinsurer Designation Equivalent in Col. 34)	Credit Risk on Un- collateralized Recoverables (Col. 33 * Factor Applicable to Reinsurer Designation Equivalent in Col. 34)
0499999. Total Authorized - Affiliates - U.S. Non-Pool		0	0	XXX	0	0	0	0	XXX	XXX	XXX	XXX	XXX	XXX	XXX	XXX	XXX
0799999. Total Authorized - Affiliates - Other (Non-U.S.)		0	0	XXX	0	0	0	0	0	0	0	0	0	0	XXX	0	0
0899999. Total Authorized - Affiliates		0	0	XXX	0	0	0	0	0	0	0	0	0	0	XXX	0	0
59-1673015 .. Bankers Insurance Co.						21	1,655	0	1,676	2,011	21	1,990	0	1,990	5	0	102
43-1754760 .. Lyndon Southern Ins Co						0	20	0	20	24	0	24	0	24	4	0	1
0999999. Total Authorized - Other U.S. Unaffiliated Insurers		0	0	XXX	0	21	1,675	0	1,696	2,035	21	2,014	0	2,014	XXX	0	102
1499999. Total Authorized Excluding Protected Cells (Sum of 0899999, 0999999, 1099999, 1199999 and 1299999)		0	0	XXX	0	21	1,675	0	1,696	2,035	21	2,014	0	2,014	XXX	0	102
1899999. Total Unauthorized - Affiliates - U.S. Non-Pool		0	0	XXX	0	0	0	0	XXX	XXX	XXX	XXX	XXX	XXX	XXX	XXX	XXX
AA-0052149 .. American Colonial Reinsurance Company, LTD.					1,863	1,567	0	0	1,567	1,880	322	1,558	1,558	0	6	47	0
AA-0054388 .. Three Diamonds Reinsurance Co Ltd					0	0	0	0	0	0	0	0	0	0	6	0	0
AA-0052072 .. Innovative Aftermarket Insurance, LTD					153,457	50,217	0	0	50,217	60,260	1,641	58,619	58,619	0	6	1,759	0
2099999. Total Unauthorized - Affiliates - Other (Non-U.S.) - Other		0	0	XXX	155,320	51,784	0	0	51,784	62,141	1,963	60,178	60,178	0	XXX	1,805	0
2199999. Total Unauthorized - Affiliates - Other (Non-U.S.)		0	0	XXX	155,320	51,784	0	0	51,784	62,141	1,963	60,178	60,178	0	XXX	1,805	0
2299999. Total Unauthorized - Affiliates		0	0	XXX	155,320	51,784	0	0	51,784	62,141	1,963	60,178	60,178	0	XXX	1,805	0
81-0680054 .. Allied Guaranty Insurance Company					0	0	0	0	0	0	0	0	0	0	6	0	0
82-4219627 .. UNITED STATES DEALER RIC CO					59	9	0	0	9	11	0	11	11	0	6	0	0
26-3683841 .. VSC RE Company					94,480	90,262	0	0	90,262	108,314	0	108,314	94,480	13,834	6	2,834	1,660
2399999. Total Unauthorized - Other U.S. Unaffiliated Insurers		0	0	XXX	94,539	90,271	0	0	90,271	108,325	0	108,325	94,491	13,834	XXX	2,835	1,660
AA-0058117 .. 118 Chevy Reinsurance Company, Ltd.					0	0	0	0	0	0	0	0	0	0	6	0	0
AA-0058118 .. 118 SOS Reins CO LTD					0	0	0	0	0	0	0	0	0	0	6	0	0
AA-0057923 .. 3TG					19,435	17,834	0	0	17,834	21,401	0	21,401	19,435	1,966	6	583	236
AA-00510170 .. 4 Rocking Girls Reins LTD					63	30	0	0	30	36	0	36	36	0	6	1	0
AA-0055138 .. 42 TIGER RIC LTD					71	2	0	0	2	2	0	2	2	0	6	0	0
AA-0052989 .. 4Spoke					18	18	0	0	18	22	0	22	18	4	6	1	0
AA-0058290 .. 922 Reinsurance Company, Ltd.					0	0	0	0	0	0	0	0	0	0	6	0	0
AA-0054516 .. A and H Insurance Co Ltd					0	0	0	0	0	0	0	0	0	0	6	0	0
AA-0058176 .. A Ford Able Reinsurance Company, Ltd.					558	36	0	0	36	43	0	43	43	0	6	1	0
AA-7770162 .. Adar					1,821	1,621	0	0	1,621	1,945	0	1,945	1,821	124	6	55	15
AA-7771670 .. Adar 2					451	367	0	0	367	440	0	440	440	0	6	13	0
AA-0054644 .. Agnes (SPLIT Car Pros)					433	303	0	0	303	364	0	364	364	0	6	11	0
AA-0055467 .. AJH REINSURANCE LTD					82	0	0	0	0	0	0	0	0	0	6	0	0
AA-0054507 .. Alexandria Grey Reinsurance Company, Ltd.					0	0	0	0	0	0	0	0	0	0	6	0	0
AA-0059387 .. All Roads Reinsurance Company, Ltd.					0	0	0	0	0	0	0	0	0	0	6	0	0
AA-0053877 .. All Star Reinsurance Company, Ltd.					0	0	0	0	0	0	0	0	0	0	6	0	0
AA-00510489 .. ALRy					143	143	0	0	143	172	0	172	143	29	6	4	3
AA-0054958 .. AMAZON REINS					3,472	3,181	0	0	3,181	3,817	0	3,817	3,472	345	6	104	41
AA-0057549 .. Amycakes II					183	8	0	0	8	10	0	10	10	0	6	0	0
AA-0058078 .. Anarchy Reinsurance Company, Ltd.					21	8	0	0	21	25	25	0	0	0	6	0	0
AA-0053977 .. ANG REINS					1,991	1,619	0	0	1,619	1,943	0	1,943	1,943	0	6	58	0
AA-0055261 .. APA III Reinsurance, Ltd.					1	0	0	0	1	1	1	0	0	0	6	0	0
AA-3190859 .. ARIA REINSURANCE					635	3	0	0	3	4	4	0	0	0	6	0	0

ANNUAL STATEMENT FOR THE YEAR 2023 OF THE Dealers Assurance Company

SCHEDULE F - PART 3 (Continued)

Ceded Reinsurance as of December 31, Current Year (\$000 Omitted)
(Credit Risk)

ID Number From Col. 1	Name of Reinsurer From Col. 3	Collateral				25	26	27	Ceded Reinsurance Credit Risk								
		21	22	23	24				28	29	30	31	32	33	34	35	36
		Multiple Beneficiary Trusts	Letters of Credit	Issuing or Confirming Bank Reference Number	Single Beneficiary Trusts & Other Allowable Collateral	Total Funds Held, Payables & Collateral	Net Recoverable Net of Funds Held & Collateral	Applicable Sch. F Penalty (Col. 78)	Total Amount Recoverable from Reinsurers Less Penalty (Cols. 15-27)	Stressed Recoverable (Col. 28 * 120%)	Reinsurance Payable & Funds Held (Cols. 17+18+20; but not in excess of Col. 29)	Stressed Net Recoverable (Cols. 29-30)	Total Collateral (Cols. 21+22 + 24, not in Excess of Col. 31)	Stressed Net Recoverable Net of Collateral Offsets (Cols. 31-32)	Reinsurer Designation Equivalent	Credit Risk on Collateralized Recoverables (Col. 32 * Factor Applicable to Reinsurer Designation Equivalent in Col. 34)	Credit Risk on Un- collateralized Recoverables (Col. 33 * Factor Applicable to Reinsurer Designation Equivalent in Col. 34)
AA-0051583 ..	ARKLATEX				1	0	0	0	0	0	0	0	0	0	6	0	0
AA-7770909 ..	Arrowhead III				3,507	302	0	0	302	362	0	362	362	0	6	11	0
AA-0056614 ..	Askins Reinsurance Company, Ltd.					0	0	0	0	0	0	0	0	0	6	0	0
AA-7771516 ..	AUC 2				491	479	0	0	479	575	0	575	491	84	6	15	10
AA-0053533 ..	AUTO BLOCK RIC LTD				95	17	0	0	17	20	0	20	20	0	6	1	0
AA-0057713 ..	Auto Shield Texas Reinsurance Company, Ltd.					0	0	0	0	0	0	0	0	0	6	0	0
AA-0054661 ..	AUTO-TEX I REINS				677	326	0	0	326	391	0	391	391	0	6	12	0
AA-0054662 ..	AUTO-TEX II REINS				1,899	629	0	0	629	755	0	755	755	0	6	23	0
AA-0054186 ..	AUTO-TEX REINS				536	117	0	0	117	140	0	140	140	0	6	4	0
AA-0058284 ..	Awesome Warranties Reinsurance Company, Ltd.					0	0	0	0	0	0	0	0	0	6	0	0
AA-0051714 ..	BARHAM GROUP REINSURANCE				174	140	0	0	140	168	0	168	168	0	6	5	0
AA-0059262 ..	Bazi Corporation Reinsurance Company, Ltd.					0	0	0	0	0	0	0	0	0	6	0	0
AA-6900146 ..	BBD REINS	760		.0004	2,158	959	0	0	959	1,151	2	1,149	1,149	0	6	34	0
AA-7770011 ..	BEAST MODE RIC LTD				7	3	0	0	3	4	0	4	4	0	6	0	0
AA-0052777 ..	Beaumont Reinsurance Co Ltd				282	250	0	0	250	300	0	300	282	18	6	8	2
AA-0055574 ..	Bedford	100		.0002	43	128	0	0	128	154	0	154	143	11	6	4	1
AA-7770777 ..	BEG Reinsurance Company Inc.					0	0	0	0	0	0	0	0	0	6	0	0
AA-0053798 ..	Ben Mark & Co. Reinsurance Company, Ltd.					0	0	0	0	0	0	0	0	0	6	0	0
AA-0056616 ..	Bernica				124	124	0	0	124	149	0	149	124	25	6	4	3
AA-00510171 ..	Bewrite80	22	0	0	22	26	0	26	26	0	6	1	0
AA-0057475 ..	BFJ RIC LTD				252	52	0	0	52	62	0	62	62	0	6	2	0
AA-3190967 ..	BIG RED REINSURANCE, LTD.				193	2	0	0	2	2	0	2	2	0	6	0	0
AA-0057152 ..	Big Sarasota Pass Reinsurance Company, Ltd.					0	0	0	0	0	0	0	0	0	6	0	0
AA-0057793 ..	BKRADO40				8,276	6,250	0	0	6,250	7,500	46	7,454	7,454	0	6	224	0
AA-0053278 ..	BLC Reinsurance Co., Ltd.					0	0	0	0	0	0	0	0	0	6	0	0
AA-0051557 ..	BLUE MOON REINSURANCE LTD				63	5	0	0	5	6	0	6	6	0	6	0	0
AA-0055535 ..	BMR-2013 REINSURANCE, LTD.				202	97	0	0	97	116	0	116	116	0	6	3	0
AA-0059273 ..	Bork				785	778	0	0	778	934	0	934	785	149	6	24	18
AA-0051261 ..	Boyland Group				106	0	0	0	0	0	0	0	0	0	6	0	0
AA-3614126 ..	Brent Brown Reinsurance Company, Inc.					0	0	0	0	0	0	0	0	0	6	0	0
AA-0057225 ..	Broken Arrow Reinsurance Co., Ltd.					0	0	0	0	0	0	0	0	0	6	0	0
AA-0057226 ..	Broken Bow Reinsurance Co., Ltd.					0	0	0	0	0	0	0	0	0	6	0	0
AA-0052438 ..	Brookmont Insurance Company, Ltd				1,063	11	0	0	11	13	0	13	13	0	6	0	0
AA-0053914 ..	Buccaneer Reinsurance Company Ltd					0	0	0	0	0	0	0	0	0	6	0	0
AA-0056638 ..	Buckshots (Kendall)					2,274	0	0	2,274	2,729	2,522	207	0	207	6	0	25
AA-0056344 ..	BW Reinsurance Company, Ltd.					0	0	0	0	0	0	0	0	0	6	0	0
AA-0052056 ..	Cabo Reinsurance Co Ltd				189	1	0	0	1	1	0	1	1	0	6	0	0
AA-0059151 ..	CAMP BOWIE REINS				258	257	0	0	257	308	0	308	258	50	6	8	6
AA-0057676 ..	Candiotta II				76	67	0	0	67	80	0	80	76	4	6	2	1
AA-0059040 ..	CAP Auto Reinsurance Company, Ltd.					0	0	0	0	0	0	0	0	0	6	0	0
AA-0055135 ..	CAPFAM RE LTD				64	56	0	0	56	67	0	67	64	3	6	2	0
AA-0054860 ..	CDM RE LTD				533	532	0	0	532	638	0	638	533	105	6	16	13
AA-0056519 ..	CDP RE				106	3	0	0	3	4	0	4	4	0	6	0	0
AA-7772053 ..	CFNICKBRI Reins Co Inc				1,578	1,987	0	0	1,987	2,384	527	1,857	1,578	279	6	47	34

Ceded Reinsurance as of December 31, Current Year (\$000 Omitted)
(Credit Risk)

23.2

ANNUAL STATEMENT FOR THE YEAR 2023 OF THE Dealers Assurance Company

SCHEDULE F - PART 3 (Continued)

Ceded Reinsurance as of December 31, Current Year (\$000 Omitted)

(Credit Risk)

ID Number From Col. 1	Name of Reinsurer From Col. 3	Collateral				25	26	27	Ceded Reinsurance Credit Risk								
		21	22	23	24				28	29	30	31	32	33	34	35	36
		Multiple Beneficiary Trusts	Letters of Credit	Issuing or Confirming Bank Reference Number	Single Beneficiary Trusts & Other Allowable Collateral	Total Funds Held, Payables & Collateral	Net Recoverable Net of Funds Held & Collateral	Applicable Sch. F Penalty (Col. 78)	Total Amount Recoverable from Reinsurers Less Penalty (Cols. 15-27)	Stressed Recoverable (Col. 28 * 120%)	Reinsurance Payable & Funds Held (Cols. 17+18+20; but not in excess of Col. 29)	Stressed Net Recoverable (Cols. 29-30)	Total Collateral (Cols. 21+22 + 24, not in Excess of Col. 31)	Stressed Net Recoverable Net of Collateral Offsets (Cols. 31-32)	Reinsurer Designation Equivalent	Credit Risk on Collateralized Recoverables (Col. 32 * Factor Applicable to Reinsurer Designation Equivalent in Col. 34)	Credit Risk on Un- collateralized Recoverables (Col. 33 * Factor Applicable to Reinsurer Designation Equivalent in Col. 34)
AA-7771045 ..	DHCH Reinsurance Company, Inc.					0	0	0	0	0	0	0	0	0	6.	0	0
AA-0057719 ..	Diesel Investments Reinsurance Company, Ltd.					0	0	0	0	0	0	0	0	0	6.	0	0
AA-0054035 ..	Dins-Zeven				192	192	0	0	192	230	0	230	192	38	6.	6	5
AA-0057996 ..	Diverse Offerings Reinsurance, Ltd.				13,155	6,668	0	0	6,668	8,002	0	8,002	8,002	0	6.	240	0
AA-0055576 ..	DJRR				129	69	0	0	69	83	0	83	83	0	6.	2	0
AA-0059569 ..	DK BLACKSMITH RE LTD				135	135	0	0	135	162	0	162	135	27	6.	4	3
AA-00510292 ..	DK Lee				271	245	0	0	245	294	0	294	271	23	6.	8	3
AA-0057986 ..	Dos Metro				2,628	2,571	0	0	2,571	3,085	0	3,085	2,628	457	6.	79	55
AA-0057987 ..	Dos Roadrunner				2,628	2,571	0	0	2,571	3,085	0	3,085	2,628	457	6.	79	55
AA-0058944 ..	Double Down Reinsurance Company, Ltd.				0	0	0	0	0	0	0	0	0	0	6.	0	0
AA-0053005 ..	DRAM Assured Reinsurance Limited				0	0	0	0	0	0	0	0	0	0	6.	0	0
AA-0058058 ..	Dream Reinsurance Company, Ltd.				0	0	0	0	0	0	0	0	0	0	6.	0	0
AA-0056346 ..	Drive Away Confident Reinsurance Co., Ltd.				1,161	69	0	0	69	83	83	0	0	0	6.	0	0
AA-00510426 ..	Drive Care Reinsurance Company, Ltd.				47	3	0	0	3	4	0	4	4	0	6.	0	0
AA-7771683 ..	DSC REINSURANCE COMPANY, INC				91	91	0	0	91	109	0	109	91	18	6.	3	2
AA-0051917 ..	Duck Dudes (Kendall)				0	2,025	0	0	2,025	2,430	2,182	248	0	248	6.	0	30
AA-0057338 ..	DUFFY VIC				1,084	964	0	0	964	1,157	0	1,157	1,084	73	6.	33	9
AA-0059688 ..	DWS Reinsurance Company, Ltd.				0	0	0	0	0	0	0	0	0	0	6.	0	0
AA-0057129 ..	EHA Autoguard Reinsurance Limited				0	0	0	0	0	0	0	0	0	0	6.	0	0
AA-0054996 ..	EJB REINS				1,184	829	0	0	829	995	0	995	995	0	6.	30	0
AA-3191381 ..	EMERALD BAY RE LTD, SPC				204	83	0	0	83	100	0	100	100	0	6.	3	0
AA-0055724 ..	ET Renisurance Co				176	181	0	0	181	217	6	211	176	35	6.	5	4
AA-0059656 ..	Exclusive Reinsurance Company, Ltd.				0	0	0	0	0	0	0	0	0	0	6.	0	0
AA-00510202 ..	FAM				1,107	902	0	0	902	1,082	0	1,082	1,082	0	6.	32	0
AA-0059482 ..	FERRIS RIC LTD				1	1	0	0	1	1	0	1	1	0	6.	0	0
AA-00510095 ..	Finger Lakes Re 2.0				542	503	0	0	503	604	0	604	542	62	6.	16	7
AA-7770332 ..	FIRST COUSINS RIC LTD				86	22	0	0	22	26	0	26	26	0	6.	1	0
AA-0051612 ..	Five Star I Reinsurance Company LTD				3,032	1,023	0	0	1,023	1,228	53	1,175	1,175	0	6.	35	0
AA-0051613 ..	Five Star II Reinsurance Company LTD				2,850	1,023	0	0	1,023	1,228	53	1,175	1,175	0	6.	35	0
AA-0051611 ..	Five Star III Reinsurance Company LTD				2,850	1,023	0	0	1,023	1,228	53	1,175	1,175	0	6.	35	0
AA-0058504 ..	FNA Holdings Reinsurance Company, Ltd.				0	183	0	0	183	220	220	0	0	0	6.	0	0
AA-0055249 ..	FTAK				92	91	0	0	91	109	0	109	92	17	6.	3	2
AA-0057439 ..	Fun Funds Reinsurance Company, Ltd.				0	1	0	0	1	1	1	0	0	0	6.	0	0
AA-7771139 ..	G10 Forward Reinsurance Company, Inc.				1,174	957	0	0	957	1,148	0	1,148	1,148	0	6.	34	0
AA-7771170 ..	G4 Forward Reinsurance Company, Ltd.				994	830	0	0	830	996	17	979	994	0	6.	29	0
AA-7771171 ..	G5 Forward Reinsurance Company, Ltd.				985	962	0	0	962	1,154	17	1,137	985	152	6.	30	18
AA-7771172 ..	G6 Forward Reinsurance Company, Ltd.				984	962	0	0	962	1,154	17	1,137	984	153	6.	30	18
AA-7771173 ..	G7 Forward Reinsurance Company, Ltd.				984	773	0	0	773	928	17	911	911	0	6.	27	0
AA-7771169 ..	G8 Forward Reinsurance Company, Ltd.				982	773	0	0	773	928	17	911	911	0	6.	27	0
AA-0056787 ..	G9 Forward Reinsurance Company, Ltd.				1,171	962	0	0	962	1,154	17	1,137	1,137	0	6.	34	0
AA-0058065 ..	GACDJ Re				0	19	0	0	19	23	23	0	0	0	6.	0	0
AA-0054981 ..	GALACTICA REINS				5,856	5,219	0	0	5,219	6,263	0	6,263	5,856	407	6.	176	49
AA-0055984 ..	GENESIS REINS				0	29	0	0	29	35	0	35	35	0	6.	1	0
AA-0054112 ..	GEO LIFE INSURANCE CO LTD				1,106	1,106	0	0	1,106	1,327	0	1,327	1,106	221	6.	33	27

Ceded Reinsurance as of December 31, Current Year (\$000 Omitted)
(Credit Risk)

23.4

ANNUAL STATEMENT FOR THE YEAR 2023 OF THE Dealers Assurance Company

SCHEDULE F - PART 3 (Continued)

Ceded Reinsurance as of December 31, Current Year (\$000 Omitted)

(Credit Risk)

ID Number From Col. 1	Name of Reinsurer From Col. 3	Collateral				25	26	27	Ceded Reinsurance Credit Risk								
		21	22	23	24				28	29	30	31	32	33	34	35	36
		Multiple Beneficiary Trusts	Letters of Credit	Issuing or Confirming Bank Reference Number	Single Beneficiary Trusts & Other Allowable Collateral	Total Funds Held, Payables & Collateral	Net Recoverable Net of Funds Held & Collateral	Applicable Sch. F Penalty (Col. 78)	Total Amount Recoverable from Reinsurers Less Penalty (Cols. 15-27)	Stressed Recoverable (Col. 28 * 120%)	Reinsurance Payable & Funds Held (Cols. 17+18+20; but not in excess of Col. 29)	Stressed Net Recoverable (Cols. 29-30)	Total Collateral (Cols. 21+22 + 24, not in Excess of Col. 31)	Stressed Net Recoverable Net of Collateral Offsets (Cols. 31-32)	Reinsurer Designation Equivalent	Credit Risk on Collateralized Recoverables (Col. 32 * Factor Applicable to Reinsurer Designation Equivalent in Col. 34)	Credit Risk on Un- collateralized Recoverables (Col. 33 * Factor Applicable to Reinsurer Designation Equivalent in Col. 34)
AA-0056113 ..	Jet Boys Reinsurance Company, Ltd.					0	0	0	0	0	0	0	0	0	6.	0	0
AA-0058681 ..	JiilNando Reinsurance Company, Ltd.				56	165	0	0	165	198	111	87	56	31	6.	2	4
AA-7771311 ..	JJ BAM				548	547	0	0	547	656	0	656	548	108	6.	16	13
AA-0059470 ..	JKL Reinsurance, Ltd.				0	0	0	0	0	0	0	0	0	0	6.	0	0
AA-0057181 ..	JLCH				1,390	1,010	0	0	1,010	1,212	0	1,212	1,212	0	6.	36	0
AA-0057156 ..	JMBROK RE LTD				55	1	0	0	1	1	0	1	1	0	6.	0	0
AA-0052398 ..	JOAC				6,964	6,255	0	0	6,255	7,506	0	7,506	6,964	542	6.	209	65
AA-0059275 ..	Joe Pfeleifer				230	212	0	0	212	254	0	254	230	24	6.	7	3
AA-0059650 ..	JRG TEXAS RE				3,866	1,188	0	0	1,188	1,426	0	1,426	1,426	0	6.	43	0
AA-0059651 ..	JRGCGW RE				3,694	3,452	0	0	3,452	4,142	0	4,142	3,694	448	6.	111	54
AA-7771285 ..	JSF Super Reinsurance Company Inc.				0	0	0	0	0	0	0	0	0	0	6.	0	0
AA-0057728 ..	JStar Family Reinsurance Company, Ltd.				0	0	0	0	0	0	0	0	0	0	6.	0	0
AA-0058415 ..	Just The Tip Reinsurance, Ltd.				603	363	0	0	363	436	0	436	436	0	6.	13	0
AA-0055007 ..	KAD REINS				1,184	829	0	0	829	995	0	995	995	0	6.	30	0
AA-0055079 ..	Ken Ellegard Peoria Reinsurance Company, Ltd.				0	0	0	0	0	0	0	0	0	0	6.	0	0
AA-7771684 ..	KJD REINSURANCE COMPANY, INC.				82	76	0	0	76	91	0	91	82	9	6.	2	1
AA-0058066 ..	KL				2,735	2,004	0	0	2,004	2,405	0	2,405	2,405	0	6.	72	0
AA-0052304 ..	KOALA REINSURANCE				45	16	0	0	16	19	0	19	19	0	6.	1	0
AA-0052518 ..	KRFS				1,050	820	0	0	820	984	0	984	984	0	6.	30	0
AA-6900187 ..	LABYRINTHUS TX VSC LTD				4,503	4,047	0	0	4,047	4,856	0	4,856	4,503	353	6.	135	42
AA-0055337 ..	Lake Creek (Kendall)				0	2,274	0	0	2,274	2,729	2,521	208	0	208	6.	0	25
AA-0059717 ..	Landmark Holdings Reinsurance Company, Ltd.				0	0	0	0	0	0	0	0	0	0	6.	0	0
AA-0059386 ..	Larry & Brad Reinsurance Company, Ltd.				0	0	0	0	0	0	0	0	0	0	6.	0	0
AA-0054997 ..	LBA				728	652	0	0	652	782	0	782	728	54	6.	22	7
AA-0057734 ..	Lee 3				5,164	3,416	0	0	3,416	4,099	0	4,099	4,099	0	6.	123	0
AA-0057204 ..	Legend Reinsurance Limited				0	559	0	0	559	671	671	0	0	0	6.	0	0
AA-00510342 ..	Liberty Ridge Reinsurance Company, Ltd.				0	0	0	0	0	0	0	0	0	0	6.	0	0
AA-0057097 ..	Littles Reinsurance, Ltd.				0	0	0	0	0	0	0	0	0	0	6.	0	0
AA-0050897 ..	LOTS Re				4,217	122	0	0	122	146	0	146	146	0	6.	4	0
AA-0058085 ..	LSW RIC LTD				31	0	0	0	0	0	0	0	0	0	6.	0	0
AA-0059719 ..	LTM RE LTD				197	191	0	0	191	229	0	229	197	32	6.	6	4
AA-0057154 ..	Lucerne Reinsurance Company, Ltd.				0	0	0	0	0	0	0	0	0	0	6.	0	0
AA-00510323 ..	Lucky Train Junction				237	229	0	0	229	275	0	275	237	38	6.	7	5
AA-0055940 ..	Lucy AD Reinsurance Company, Ltd.				0	0	0	0	0	0	0	0	0	0	6.	0	0
AA-0059915 ..	Lundblad				790	790	0	0	790	948	0	948	790	158	6.	24	19
AA-0057533 ..	LVR RE LTD				435	109	0	0	109	131	0	131	131	0	6.	4	0
AA-00510681 ..	MACKFALL RE LTD				57	57	0	0	57	68	0	68	57	11	6.	2	1
AA-0057176 ..	Magic I Reinsurance Company, Ltd.				0	0	0	0	0	0	0	0	0	0	6.	0	0
AA-7771117 ..	Maize Wolverine Reinsurance Company, Inc.				0	0	0	0	0	0	0	0	0	0	6.	0	0
AA-0059757 ..	MAM				299	252	0	0	252	302	0	302	299	3	6.	9	0
AA-0059625 ..	MAMEAR2.0				660	660	0	0	660	792	0	792	660	132	6.	20	16
AA-00510038 ..	Maps & Joda				2,747	2,571	0	0	2,571	3,085	0	3,085	2,747	338	6.	82	41
AA-0059940 ..	Mar Vista Reinsurance Company, Ltd.				0	0	0	0	0	0	0	0	0	0	6.	0	0
AA-0052710 ..	MAT-2009 REINSURANCE LTD.				1,169	676	0	0	676	811	0	811	811	0	6.	24	0

ANNUAL STATEMENT FOR THE YEAR 2023 OF THE Dealers Assurance Company

SCHEDULE F - PART 3 (Continued)

Ceded Reinsurance as of December 31, Current Year (\$000 Omitted)

(Credit Risk)

ID Number From Col. 1	Name of Reinsurer From Col. 3	Collateral				25	26	27	Ceded Reinsurance Credit Risk								
		21	22	23	24				28	29	30	31	32	33	34	35	36
		Multiple Beneficiary Trusts	Letters of Credit	Issuing or Confirming Bank Reference Number	Single Beneficiary Trusts & Other Allowable Collateral	Total Funds Held, Payables & Collateral	Net Recoverable Net of Funds Held & Collateral	Applicable Sch. F Penalty (Col. 78)	Total Amount Recoverable from Reinsurers Less Penalty (Cols. 15-27)	Stressed Recoverable (Col. 28 * 120%)	Reinsurance Payable & Funds Held (Cols. 17+18+20; but not in excess of Col. 29)	Stressed Net Recoverable (Cols. 29-30)	Total Collateral (Cols. 21+22 + 24, not in Excess of Col. 31)	Stressed Net Recoverable Net of Collateral Offsets (Cols. 31-32)	Reinsurer Designation Equivalent	Credit Risk on Collateralized Recoverables (Col. 32 * Factor Applicable to Reinsurer Designation Equivalent in Col. 34)	Credit Risk on Un- collateralized Recoverables (Col. 33 * Factor Applicable to Reinsurer Designation Equivalent in Col. 34)
AA-0052709 ..	MATEBT-2009 REINSURANCE LTD				891	656	0	0	656	787	0	787	787	0	6	24	0
AA-00510125 ..	MAXX				304	304	0	0	304	365	0	365	304	61	6	9	7
AA-0052784 ..	MCGRATH POWERSPORTS REINSURAN				26	4	0	0	4	5	0	5	5	0	6	0	0
AA-0056077 ..	Metolius (Kendall)				2,274	2,274	0	0	2,274	2,729	2,521	208	0	208	6	0	25
AA-7770719 ..	MGF Reinsurance Company, Ltd.				0	0	0	0	0	0	0	0	0	0	6	0	0
AA-0055029 ..	Michaels III Reinsurance Company, Ltd.				1	1	0	0	1	1	1	0	0	0	6	0	0
AA-0058883 ..	Mike Scarff Subaru 2				263	159	0	0	159	191	0	191	191	0	6	6	0
AA-0056259 ..	Millennium				165	164	0	0	164	197	0	197	165	32	6	5	4
AA-7771682 ..	MINORIA				40	647	0	0	647	776	607	169	40	129	6	1	16
AA-0053396 ..	Mivan Two (Kendall)				2,275	2,275	0	0	2,275	2,730	2,520	210	0	210	6	0	25
AA-0058710 ..	Monster Motors Reinsurance Company, Ltd.				0	0	0	0	0	0	0	0	0	0	6	0	0
AA-0055350 ..	Montrrose Group				224	94	0	0	94	113	0	113	113	0	6	3	0
AA-7771197 ..	Moses Re				819	576	0	0	576	691	0	691	691	0	6	21	0
AA-0056896 ..	MR ROGERS REINS				793	741	0	0	741	889	0	889	793	96	6	24	12
AA-7770718 ..	MSF Reinsurance Company, Ltd.				0	0	0	0	0	0	0	0	0	0	6	0	0
AA-0053051 ..	MTJ II Reinsurance Company				55	4	0	0	4	5	0	5	5	0	6	0	0
AA-0052917 ..	Muscle Car				117	117	0	0	117	140	0	140	117	23	6	4	3
AA-0052061 ..	NCIWL RE LTD				0	338	0	0	338	406	406	0	0	0	6	0	0
AA-0053683 ..	NEL-FORD REINS CO				4,217	3,913	0	0	3,913	4,696	0	4,696	4,217	479	6	127	57
AA-0055983 ..	NILE AUTO PERFORMANCE				3,506	3,209	0	0	3,209	3,851	0	3,851	3,506	345	6	105	41
AA-0056130 ..	NINETEENTH HOLE REINS				1,965	831	0	0	831	997	0	997	997	0	6	30	0
AA-7771044 ..	Nino Reinsurance Company Inc.				0	0	0	0	0	0	0	0	0	0	6	0	0
AA-7771505 ..	NM Cook Reinsurance Company, Inc.				82	14	0	0	14	17	0	17	17	0	6	1	0
AA-00510172 ..	NMHR				10	10	0	0	10	12	0	12	10	2	6	0	0
AA-00510205 ..	Northern 315				432	421	0	0	421	505	0	505	432	73	6	13	9
AA-0052515 ..	NTN REINSURANCE COMPANY, LTD				3,065	2,822	0	0	2,822	3,386	0	3,386	3,065	321	6	92	39
AA-0053374 ..	Nuevo Ninos Reinsurance Company, Ltd.				0	1	0	0	1	1	1	0	0	0	6	0	0
AA-0056839 ..	OAO Re				810	796	0	0	796	955	0	955	810	145	6	24	17
AA-0057645 ..	Ocean Way Reinsurance Company, Ltd.				0	0	0	0	0	0	0	0	0	0	6	0	0
AA-0056517 ..	OFEB RIC LTD				153	11	0	0	11	13	0	13	13	0	6	0	0
AA-0053982 ..	OGM REINS				3,915	1,619	0	0	1,619	1,943	0	1,943	1,943	0	6	58	0
AA-0052743 ..	Old School Reinsurance Company Ltd				0	0	0	0	0	0	0	0	0	0	6	0	0
AA-7771174 ..	OmpenRe Limited.				982	830	0	0	830	996	17	979	979	0	6	29	0
AA-0056897 ..	ONS				1,264	1,174	0	0	1,174	1,409	0	1,409	1,264	145	6	38	17
AA-7770459 ..	ORC TWC Reinsurance I, Inc.				0	0	0	0	0	0	0	0	0	0	6	0	0
AA-00510538 ..	Paloma Re				249	249	0	0	249	299	299	0	0	0	6	0	0
AA-0059491 ..	Pappas Reinsurance Company, Ltd.				0	0	0	0	0	0	0	0	0	0	6	0	0
AA-0058132 ..	PAR Auto Group Reinsurance Company LTD				455	41	0	0	41	49	6	43	43	0	6	1	0
AA-00510295 ..	Payette				1,169	1,169	0	0	1,169	1,403	1,403	0	0	0	6	0	0
AA-0058018 ..	PEARO REINSURANCE COMPANY, LTD				34	33	0	0	33	40	0	40	34	6	6	1	1
AA-0055006 ..	PENULT REINS				924	829	0	0	829	995	0	995	924	71	6	28	8
AA-0054419 ..	PIPCO				257	256	0	0	256	307	0	307	257	50	6	8	6
AA-0051506 ..	Poncho (SPLIT Car Pros)				1,291	1,075	0	0	1,075	1,290	0	1,290	1,290	0	6	39	0
AA-0055040 ..	POSSUM CREEK REINS				3,222	3,016	0	0	3,016	3,619	0	3,619	3,222	397	6	97	48

ANNUAL STATEMENT FOR THE YEAR 2023 OF THE Dealers Assurance Company

SCHEDULE F - PART 3 (Continued)

Ceded Reinsurance as of December 31, Current Year (\$000 Omitted)
(Credit Risk)

ID Number From Col. 1	Name of Reinsurer From Col. 3	Collateral				25	26	27	Ceded Reinsurance Credit Risk								
		21	22	23	24				28	29	30	31	32	33	34	35	36
		Multiple Beneficiary Trusts	Letters of Credit	Issuing or Confirming Bank Reference Number	Single Beneficiary Trusts & Other Allowable Collateral	Total Funds Held, Payables & Collateral	Net Recoverable Net of Funds Held & Collateral	Applicable Sch. F Penalty (Col. 78)	Total Amount Recoverable from Reinsurers Less Penalty (Cols. 15-27)	Stressed Recoverable (Col. 28 * 120%)	Reinsurance Payable & Funds Held (Cols. 17+18+20; but not in excess of Col. 29)	Stressed Net Recoverable (Cols. 29-30)	Total Collateral (Cols. 21+22 + 24, not in Excess of Col. 31)	Stressed Net Recoverable Net of Collateral Offsets (Cols. 31-32)	Reinsurer Designation Equivalent	Credit Risk on Collateralized Recoverables (Col. 32 * Factor Applicable to Reinsurer Designation Equivalent in Col. 34)	Credit Risk on Un- collateralized Recoverables (Col. 33 * Factor Applicable to Reinsurer Designation Equivalent in Col. 34)
AA-0052174 ..	POWERRIDE RE LTD				167	156	0	0	156	187	0	187	167	20	6.	5	2
AA-0059263 ..	Prime Reinsurance Company, Ltd.					0	0	0	0	0	0	0	0	0	6.	0	0
AA-0056019 ..	PRINCESS RETTE				820	40	0	0	40	48	0	48	48	0	6.	1	0
AA-0052861 ..	Pro Caliber Reinsurance Co Ltd					0	0	0	0	0	0	0	0	0	6.	0	0
AA-0053132 ..	Professional Automotive Management Reins Co., Ltd.				820	3	0	0	3	4	(2)	6	6	0	6.	0	0
AA-0040101 ..	Progressive Insurance Limited				612	613	0	0	613	736	2	734	612	122	6.	18	15
AA-0056249 ..	PT Reinsurance Company, Ltd.					0	0	0	0	0	0	0	0	0	6.	0	0
AA-0059422 ..	Puget Sound Portfolio Reinsurance Company, Ltd.					0	0	0	0	0	0	0	0	0	6.	0	0
AA-0054416 ..	Pursch Reinsurance Co., Ltd.					0	0	0	0	0	0	0	0	0	6.	0	0
AA-7770226 ..	Puyallup River Re				2,029	2,029	0	0	2,029	2,435	0	2,435	2,029	406	6.	61	49
AA-7770227 ..	Puyallup Valley Re				2,910	2,903	0	0	2,903	3,484	0	3,484	2,910	574	6.	87	69
AA-0054625 ..	Quacker Backer (Kendall)					2,025	0	0	2,025	2,430	2,185	245	0	245	6.	0	29
AA-0051220 ..	RAGNAR RE LTD				1	1	0	0	1	1	0	1	1	0	6.	0	0
AA-0051866 ..	RANCHFUND RE LTD				154	153	0	0	153	184	0	184	154	30	6.	5	4
AA-0052886 ..	Randy Grant Reinsurance Company, Ltd.					0	0	0	0	0	0	0	0	0	6.	0	0
AA-0058884 ..	Ranger				509	477	0	0	477	572	0	572	509	63	6.	15	8
AA-0055611 ..	RANGER 1 RIC LTD				15	5	0	0	5	6	0	6	6	0	6.	0	0
AA-7771685 ..	RATTLER HILL REINSURANCE COMPANY, INC.				1,306	1,210	0	0	1,210	1,452	0	1,452	1,306	146	6.	39	18
AA-0053981 ..	RBE REINS				1,899	1,619	0	0	1,619	1,943	0	1,943	1,899	44	6.	57	5
AA-0055601 ..	Reid Investments Reinsurance, Ltd.					0	0	0	0	0	0	0	0	0	6.	0	0
AA-0055941 ..	ReTodd Reinsurance Company, Ltd.					0	0	0	0	0	0	0	0	0	6.	0	0
AA-0059750 ..	Richard Niello				3,543	3,235	0	0	3,235	3,882	0	3,882	3,543	339	6.	106	41
AA-0052705 ..	RIDERS ASSURANCE REINSURANCE				38	1	0	0	1	1	0	1	1	0	6.	0	0
AA-00510512 ..	RINGO DELTA CHARLIE REINSURANCE COMPANY, LTD.				188	174	0	0	174	209	28	181	181	0	6.	5	0
AA-0052247 ..	Rivergreen Reinsurance Co Ltd					0	0	0	0	0	0	0	0	0	6.	0	0
AA-0057321 ..	RJ INVESTMENTS REINS				2,121	1,774	0	0	1,774	2,129	0	2,129	2,121	8	6.	64	1
AA-0055806 ..	RJ Kody III				326	218	0	0	218	262	0	262	262	0	6.	8	0
AA-0058161 ..	RM Bates Reinsurance Company, Ltd.					0	0	0	0	0	0	0	0	0	6.	0	0
AA-7771417 ..	RMK REINS				1,087	1,077	0	0	1,077	1,292	0	1,292	1,087	205	6.	33	25
AA-0059748 ..	Roger Neillo				3,243	3,235	0	0	3,235	3,882	0	3,882	3,243	639	6.	97	77
AA-0052444 ..	Roush Reinsurance Company, Ltd.					1	0	0	1	1	1	0	0	0	6.	0	0
AA-0056273 ..	Roy Buck Reinsurance, Ltd.					4	0	0	4	5	5	0	0	0	6.	0	0
AA-0055900 ..	RSJ Reinsurance Company, Ltd.					0	0	0	0	0	0	0	0	0	6.	0	0
AA-0059289 ..	S&M				951	721	0	0	721	865	0	865	865	0	6.	26	0
AA-6900218 ..	S.N.S.				19	17	0	0	17	20	0	20	19	1	6.	1	0
AA-0052900 ..	S+J				18	5	0	0	5	6	0	6	6	0	6.	0	0
AA-0051734 ..	Sage				90	63	0	0	63	76	0	76	76	0	6.	2	0
AA-0054341 ..	San Juan Reinsurance Company, Ltd					0	0	0	0	0	0	0	0	0	6.	0	0
AA-0052860 ..	Savage Cars Reinsurance Company, Ltd.					0	0	0	0	0	0	0	0	0	6.	0	0
AA-0059652 ..	SG REINS				3,062	1,219	0	0	1,219	1,463	0	1,463	1,463	0	6.	44	0
AA-0059653 ..	SGCW Re					876	325	0	325	390	0	390	390	0	6.	12	0
AA-0057403 ..	SGJG REINS				1,302	1,150	0	0	1,150	1,380	328	1,052	1,052	0	6.	32	0
AA-0054998 ..	SHEENGUS				3,083	2,745	0	0	2,745	3,294	63	3,231	3,083	148	6.	92	18
AA-0059120 ..	Shelby Wayne 2 Re				494	276	0	0	276	331	0	331	331	0	6.	10	0

ANNUAL STATEMENT FOR THE YEAR 2023 OF THE Dealers Assurance Company

SCHEDULE F - PART 3 (Continued)

Ceded Reinsurance as of December 31, Current Year (\$000 Omitted)
(Credit Risk)

ID Number From Col. 1	Name of Reinsurer From Col. 3	Collateral				25	26	27	Ceded Reinsurance Credit Risk								
		21	22	23	24				28	29	30	31	32	33	34	35	36
		Multiple Beneficiary Trusts	Letters of Credit	Issuing or Confirming Bank Reference Number	Single Beneficiary Trusts & Other Allowable Collateral	Total Funds Held, Payables & Collateral	Net Recoverable Net of Funds Held & Collateral	Applicable Sch. F Penalty (Col. 78)	Total Amount Recoverable from Reinsurers Less Penalty (Cols. 15-27)	Stressed Recoverable (Col. 28 * 120%)	Reinsurance Payable & Funds Held (Cols. 17+18+20; but not in excess of Col. 29)	Stressed Net Recoverable (Cols. 29-30)	Total Collateral (Cols. 21+22 + 24, not in Excess of Col. 31)	Stressed Net Recoverable Net of Collateral Offsets (Cols. 31-32)	Reinsurer Designation Equivalent	Credit Risk on Collateralized Recoverables (Col. 32 * Factor Applicable to Reinsurer Designation Equivalent in Col. 34)	Credit Risk on Un- collateralized Recoverables (Col. 33 * Factor Applicable to Reinsurer Designation Equivalent in Col. 34)
AA-0053964 ..	Simba Reinsurance Company, Ltd.					2	0	0	2	2	2	0	0	0	6	0	0
AA-0058297 ..	Simms Reinsurance Company, Ltd.					0	0	0	0	0	0	0	0	0	6	0	0
AA-0051711 ..	Skillkids (Kendall)					2,274	0	0	2,274	2,729	2,518	211	0	211	6	0	25
AA-0055573 ..	Skillkids II (Kendall)					2,274	0	0	2,274	2,729	2,518	211	0	211	6	0	25
AA-7771175 ..	SP Forward Reinsurance Company, Ltd.				985	962	0	0	962	1,154	17	1,137	985	152	6	30	18
AA-0058762 ..	SS Auto Reinsurance Company, Ltd.					0	0	0	0	0	0	0	0	0	6	0	0
AA-0059594 ..	Stables				647	441	0	0	441	529	0	529	529	0	6	16	0
AA-0052696 ..	STERRY STREET RE LTD				2,982	21	0	0	21	25	0	25	25	0	6	1	0
AA-7770880 ..	Sugar Loaf III Reinsurance, Inc.					0	0	0	0	0	0	0	0	0	6	0	0
AA-0057792 ..	Sunnyvale Express				342	268	0	0	268	322	0	322	322	0	6	10	0
AA-0059039 ..	Supreme Automotive Reinsurance Company, Ltd.					3	0	0	3	4	4	0	0	0	6	0	0
AA-0058914 ..	SUTTON RIC LTD				45	45	0	0	45	54	0	54	45	9	6	1	1
AA-0055005 ..	SUZART REINS				1,184	829	0	0	829	995	0	995	995	0	6	30	0
AA-0057777 ..	SV				1,849	1,531	0	0	1,531	1,837	0	1,837	1,837	0	6	55	0
AA-0059741 ..	T & S FUTURE HOLDINGS RIC LTD				201	201	0	0	201	241	0	241	201	40	6	6	5
AA-0059716 ..	T&K Holdings				414	348	0	0	348	418	0	418	414	4	6	12	0
AA-0059836 ..	T.R.S. RE LTD				26	26	0	0	26	31	0	31	26	5	6	1	1
AA-0058485 ..	T-Ball Reinsurance Company, Ltd.				7	13	0	0	13	16	6	10	7	3	6	0	0
AA-0057829 ..	The Archibald Reinsurance Company, Ltd.					0	0	0	0	0	0	0	0	0	6	0	0
AA-7771043 ..	The Other Guys Reinsurance Company, Inc.					0	0	0	0	0	0	0	0	0	6	0	0
AA-0053778 ..	THIRTEEN-TWENTY				4,273	3,905	0	0	3,905	4,686	0	4,686	4,273	413	6	128	50
AA-0057956 ..	THIRTY				4,637	4,043	0	0	4,043	4,852	0	4,852	4,637	215	6	139	26
AA-0056465 ..	TOCANTINS REINS CO				197	165	0	0	165	198	0	198	197	1	6	6	0
AA-0057223 ..	TOWNE AUTO RIC LTD				575	71	0	0	71	85	0	85	85	0	6	3	0
AA-0053682 ..	TPKW REINS CO				644	613	0	0	613	736	0	736	644	92	6	19	11
AA-0056296 ..	Tress P&D Reinsurance, Ltd.				2,080	277	0	0	277	332	0	332	332	0	6	10	0
AA-3190984 ..	Tricor Re		13,800	0003		13,388	0	0	13,388	16,066	120	15,946	13,800	2,146	6	414	257
AA-00510173 ..	Triple				112	39	0	0	39	47	0	47	47	0	6	1	0
AA-0056154 ..	TTC II Reinsurance, Limited					0	0	0	0	0	0	0	0	0	6	0	0
AA-0053860 ..	TWENTY TWELVE RE LTD				78	29	0	0	29	35	0	35	35	0	6	1	0
AA-0056639 ..	Uno Mas Reinsurance Company, Ltd.					0	0	0	0	0	0	0	0	0	6	0	0
AA-0053769 ..	UPP Reinsurance Company, Ltd.					0	0	0	0	0	0	0	0	0	6	0	0
AA-0051532 ..	UTTER BROTHER RIC LTD				1,291	1,291	0	0	1,291	1,549	0	1,549	1,291	258	6	39	31
AA-0040209 ..	Valley National Reinsurance Company, Ltd				1,098	661	0	0	661	793	49	744	744	0	6	22	0
AA-0053843 ..	Vantage National Re				6,636	6,586	0	0	6,586	7,903	0	7,903	6,636	1,267	6	199	152
AA-6900304 ..	Vehicle Performance Company, Ltd.				163	161	0	0	161	193	0	193	163	30	6	5	4
AA-0052747 ..	VICTORIA				812	405	0	0	405	486	0	486	486	0	6	15	0
AA-0053299 ..	VW VW				629	480	0	0	480	576	0	576	576	0	6	17	0
AA-0054979 ..	WAPENSHAW REINS				1,688	1,451	0	0	1,451	1,741	0	1,741	1,688	53	6	51	6
AA-3614207 ..	WATERSTONE TX VSC LTD				1,665	1,435	0	0	1,435	1,722	0	1,722	1,665	57	6	50	7
AA-0057448 ..	WB ENTERPRISES RE				12	1	0	0	1	1	0	1	1	0	6	0	0
AA-0059528 ..	WCFX RIC CO				91	26	0	0	26	31	0	31	31	0	6	1	0
AA-3774111 ..	Wellington Security International Insurance Co.					36,429	0	0	36,429	43,715	40,106	3,609	0	3,609	6	0	433
AA-0051459 ..	WH-SRCT 3				2,000	1,113	0	0	1,113	1,336	0	1,336	1,336	0	6	40	0

ANNUAL STATEMENT FOR THE YEAR 2023 OF THE Dealers Assurance Company

SCHEDULE F - PART 3 (Continued)

Ceded Reinsurance as of December 31, Current Year (\$000 Omitted)
(Credit Risk)

ID Number From Col. 1	Name of Reinsurer From Col. 3	Collateral				25	26	27	Ceded Reinsurance Credit Risk								
		21	22	23	24				28	29	30	31	32	33	34	35	36
		Multiple Beneficiary Trusts	Letters of Credit	Issuing or Confirming Bank Reference Number	Single Beneficiary Trusts & Other Allowable Collateral	Total Funds Held, Payables & Collateral	Net Recoverable Net of Funds Held & Collateral	Applicable Sch. F Penalty (Col. 78)	Total Amount Recoverable from Reinsurers Less Penalty (Cols. 15-27)	Stressed Recoverable (Col. 28 * 120%)	Reinsurance Payable & Funds Held (Cols. 17+18+20; but not in excess of Col. 29)	Stressed Net Recoverable (Cols. 29-30)	Total Collateral (Cols. 21+22 + 24, not in Excess of Col. 31)	Stressed Net Recoverable Net of Collateral Offsets (Cols. 31-32)	Reinsurer Designation Equivalent	Credit Risk on Collateralized Recoverables (Col. 32 * Factor Applicable to Reinsurer Designation Equivalent in Col. 34)	Credit Risk on Un- collateralized Recoverables (Col. 33 * Factor Applicable to Reinsurer Designation Equivalent in Col. 34)
AA-0059941 ..	Winters Way Reinsurance Company, Ltd.000000000	6.....00
AA-7770815 ..	WMC1,3391,339001,3391,60701,6071,339268	6.....4032
AA-0052707 ..	WRC-2009 REINSURANCE LTD1,2867720077292609269260	6.....280
AA-0052714 ..	WRCMAT-2009 REINSURANCE LTD6364510045154105415410	6.....160
AA-0053729 ..	WRP-3 REINS CO5,7714,746004,7465,69505,6955,6950	6.....1710
AA-0052368 ..	Wysup9898009811801189820	6.....32
AA-0054278 ..	Y2K7855005566066660	6.....20
AA-7771868 ..	YELLOWSTONE REINSURANCE COMPANY INC2,1622,072002,0722,48602,4862,162324	6.....6539
AA-7771176 ..	Young Automotive Group Reinsurance Company, Ltd.981962009621,154161,138981157	6.....2919
2699999. Total Unauthorized - Other Non-U.S. Insurers		0	14,660	XXX	311,909	292,044	0	0	292,044	350,453	68,456	281,997	255,360	26,636	XXX	7,661	3,196
2899999. Total Unauthorized Excluding Protected Cells (Sum of 2299999, 2399999, 2499999, 2599999 and 2699999)		0	14,660	XXX	561,768	434,099	0	0	434,099	520,919	70,419	450,500	410,029	40,471	XXX	12,301	4,856
3299999. Total Certified - Affiliates - U.S. Non-Pool		0	0	XXX	0	0	0	0	XXX	XXX	XXX	XXX	XXX	XXX	XXX	XXX	XXX
3599999. Total Certified - Affiliates - Other (Non-U.S.)		0	0	XXX	0	0	0	0	0	0	0	0	0	0	XXX	0	0
3699999. Total Certified - Affiliates		0	0	XXX	0	0	0	0	0	0	0	0	0	0	XXX	0	0
4299999. Total Certified Excluding Protected Cells (Sum of 3699999, 3799999, 3899999, 3999999 and 4099999)		0	0	XXX	0	0	0	0	0	0	0	0	0	0	XXX	0	0
4699999. Total Reciprocal Jurisdiction - Affiliates - U.S. Non-Pool		0	0	XXX	0	0	0	0	XXX	XXX	XXX	XXX	XXX	XXX	XXX	XXX	XXX
4999999. Total Reciprocal Jurisdiction - Affiliates - Other (Non-U.S.)		0	0	XXX	0	0	0	0	0	0	0	0	0	0	XXX	0	0
5099999. Total Reciprocal Jurisdiction - Affiliates		0	0	XXX	0	0	0	0	0	0	0	0	0	0	XXX	0	0
5699999. Total Reciprocal Jurisdiction Excluding Protected Cells (Sum of 5099999, 5199999, 5299999, 5399999 and 5499999)		0	0	XXX	0	0	0	0	0	0	0	0	0	0	XXX	0	0
5799999. Total Authorized, Unauthorized, Reciprocal Jurisdiction and Certified Excluding Protected Cells (Sum of 1499999, 2899999, 4299999 and 5699999)		0	14,660	XXX	561,768	434,120	1,675	0	435,795	522,954	70,440	452,514	410,029	42,485	XXX	12,301	4,959
5899999. Total Protected Cells (Sum of 1399999, 2799999, 4199999 and 5599999)		0	0	XXX	0	0	0	0	XXX	XXX	XXX	XXX	XXX	XXX	XXX	XXX	XXX
9999999 Totals		0	14,660	XXX	561,768	434,120	1,675	0	435,795	522,954	70,440	452,514	410,029	42,485	XXX	12,301	4,959

ANNUAL STATEMENT FOR THE YEAR 2023 OF THE Dealers Assurance Company

SCHEDULE F - PART 3 (Continued)

Ceded Reinsurance as of December 31, Current Year (\$000 Omitted)

(Aging of Ceded Reinsurance)

ID Number From Col. 1	Name of Reinsurer From Col. 3	Reinsurance Recoverable on Paid Losses and Paid Loss Adjustment Expenses							44 Total Recoverable on Paid Losses & LAE Amounts in Dispute Included in Col. 43	45 Recoverable on Paid Losses & LAE Over 90 Days Past Due Amounts in Dispute Included in Cols. 40 & 41	46 Total Recoverable on Paid Losses & LAE Amounts Not in Dispute (Cols 43-44)	47 Recoverable on Paid Losses & LAE Over 90 Days Past Due Amounts Not in Dispute (Cols. 40 + 41 - 45)	48 Amounts Received Prior 90 Days	49 Percentage Overdue Col. 42/Col. 43	50 Percentage of Amounts More Than 90 Days Overdue Not in Dispute (Col. 47/(Cols. 46+48))	51 Percentage More Than 120 Days Overdue (Col. 41/ Col. 43)	52 Is the Amount in Col. 50 Less Than 20%? (Yes or No)	53 Amounts in Col. 47 for Reinsurers with Values Less Than 20% in Col. 50	
		37 Current	Overdue					43 Total Due Cols. 37+42 (In total should equal Cols. 7+8)											
			38 1 - 29 Days	39 30 - 90 Days	40 91 - 120 Days	41 Over 120 Days	42 Total Overdue Cols. 38+39 +40+41												
0499999. Total Authorized - Affiliates - U.S. Non-Pool		0	0	0	0	0	0	0	0	0	0	0	0	0	0.0	0.0	0.0	XXX	0
0799999. Total Authorized - Affiliates - Other (Non-U.S.)		0	0	0	0	0	0	0	0	0	0	0	0	0	0.0	0.0	0.0	XXX	0
0899999. Total Authorized - Affiliates		0	0	0	0	0	0	0	0	0	0	0	0	0	0.0	0.0	0.0	XXX	0
59-1673015 .. Bankers Insurance Co.							0	0			0	0		0.0	0.0	0.0	YES	0	
43-1754760 .. Lyndon Southern Ins Co							0	0			0	0		0.0	0.0	0.0	YES	0	
0999999. Total Authorized - Other U.S. Unaffiliated Insurers		0	0	0	0	0	0	0	0	0	0	0	0	0	0.0	0.0	0.0	XXX	0
1499999. Total Authorized Excluding Protected Cells (Sum of 0899999, 0999999, 1099999, 1199999 and 1299999)		0	0	0	0	0	0	0	0	0	0	0	0	0	0.0	0.0	0.0	XXX	0
1899999. Total Unauthorized - Affiliates - U.S. Non-Pool		0	0	0	0	0	0	0	0	0	0	0	0	0	0.0	0.0	0.0	XXX	0
AA-0052149 .. American Colonial Reinsurance Company, LTD.							0	0			0	0		0.0	0.0	0.0	YES	0	
AA-0054388 .. Three Diamonds Reinsurance Co Ltd							0	0			0	0		0.0	0.0	0.0	YES	0	
AA-0052072 .. Innovative Aftermarket Insurance, LTD							0	0			0	0		0.0	0.0	0.0	YES	0	
2099999. Total Unauthorized - Affiliates - Other (Non-U.S.) - Other		0	0	0	0	0	0	0	0	0	0	0	0	0	0.0	0.0	0.0	XXX	0
2199999. Total Unauthorized - Affiliates - Other (Non-U.S.)		0	0	0	0	0	0	0	0	0	0	0	0	0	0.0	0.0	0.0	XXX	0
2299999. Total Unauthorized - Affiliates		0	0	0	0	0	0	0	0	0	0	0	0	0	0.0	0.0	0.0	XXX	0
81-0680054 .. Allied Guaranty Insurance Company							0	0			0	0		0.0	0.0	0.0	YES	0	
82-4219627 .. UNITED STATES DEALER RIC CO							0	0			0	0		0.0	0.0	0.0	YES	0	
26-3683841 .. VSC RE Company							0	0			0	0		0.0	0.0	0.0	YES	0	
2399999. Total Unauthorized - Other U.S. Unaffiliated Insurers		0	0	0	0	0	0	0	0	0	0	0	0	0	0.0	0.0	0.0	XXX	0
AA-0058117 .. 118 Chevy Reinsurance Company, Ltd.							0	0			0	0		0.0	0.0	0.0	YES	0	
AA-0058118 .. 118 SOS Reins CO LTD							0	0			0	0		0.0	0.0	0.0	YES	0	
AA-0057923 .. 3TG							0	0			0	0		0.0	0.0	0.0	YES	0	
AA-00510170 .. 4 Rocking Girls Reins LTD							0	0			0	0		0.0	0.0	0.0	YES	0	
AA-0055138 .. 42 TIGER RIC LTD							0	0			0	0		0.0	0.0	0.0	YES	0	
AA-0052989 .. 4Spoke							0	0			0	0		0.0	0.0	0.0	YES	0	
AA-0058290 .. 922 Reinsurance Company, Ltd.							0	0			0	0		0.0	0.0	0.0	YES	0	
AA-0054516 .. A and H Insurance Co Ltd							0	0			0	0		0.0	0.0	0.0	YES	0	
AA-0058176 .. A Ford Able Reinsurance Company, Ltd.							0	0			0	0		0.0	0.0	0.0	YES	0	
AA-7770162 .. Adar							0	0			0	0		0.0	0.0	0.0	YES	0	
AA-7771670 .. Adar 2							0	0			0	0		0.0	0.0	0.0	YES	0	
AA-0054644 .. Agnes (SPLIT Car Pros)							0	0			0	0		0.0	0.0	0.0	YES	0	
AA-0055467 .. AJH REINSURANCE LTD							0	0			0	0		0.0	0.0	0.0	YES	0	
AA-0054507 .. Alexandria Grey Reinsurance Company, Ltd.							0	0			0	0		0.0	0.0	0.0	YES	0	
AA-0059387 .. All Roads Reinsurance Company, Ltd.							0	0			0	0		0.0	0.0	0.0	YES	0	
AA-0053877 .. All Star Reinsurance Company, Ltd.							0	0			0	0		0.0	0.0	0.0	YES	0	
AA-00510489 .. ALRy							0	0			0	0		0.0	0.0	0.0	YES	0	
AA-0054958 .. AMAZON REINS							0	0			0	0		0.0	0.0	0.0	YES	0	
AA-0057549 .. Amycakes II							0	0			0	0		0.0	0.0	0.0	YES	0	
AA-0058078 .. Anarchy Reinsurance Company, Ltd.							0	0			0	0		0.0	0.0	0.0	YES	0	
AA-0053977 .. ANG REINS							0	0			0	0		0.0	0.0	0.0	YES	0	

ANNUAL STATEMENT FOR THE YEAR 2023 OF THE Dealers Assurance Company

SCHEDULE F - PART 3 (Continued)

Ceded Reinsurance as of December 31, Current Year (\$000 Omitted)

(Aging of Ceded Reinsurance)

ID Number From Col. 1	Name of Reinsurer From Col. 3	Reinsurance Recoverable on Paid Losses and Paid Loss Adjustment Expenses							44 Total Recoverable on Paid Losses & LAE Amounts in Dispute Included in Col. 43	45 Recoverable on Paid Losses & LAE Over 90 Days Past Due Amounts in Dispute Included in Cols. 40 & 41	46 Total Recoverable on Paid Losses & LAE Amounts Not in Dispute (Cols 43-44)	47 Recoverable on Paid Losses & LAE Over 90 Days Past Due Amounts Not in Dispute (Cols. 40 + 41 - 45)	48 Amounts Received Prior 90 Days	49 Percentage Overdue Col. 42/Col. 43	50 Percentage of Amounts More Than 90 Days Overdue Not in Dispute (Col. 47/[Cols. 46+48])	51 Percentage More Than 120 Days Overdue (Col. 41/ Col. 43)	52 Is the Amount in Col. 50 Less Than 20%? (Yes or No)	53 Amounts in Col. 47 for Reinsurers with Values Less Than 20% in Col. 50
		37 Current	Overdue					43 Total Due Cols. 37+42 (In total should equal Cols. 7+8)										
			38 1 - 29 Days	39 30 - 90 Days	40 91 - 120 Days	41 Over 120 Days	42 Total Overdue Cols. 38+39 +40+41											
AA-0055261 ..	APA III Reinsurance, Ltd.						0	0		0	0		0.0	0.0	0.0	0.0	YES	0
AA-3190859 ..	ARIA REINSURANCE						0	0		0	0		0.0	0.0	0.0	0.0	YES	0
AA-0051583 ..	ARKLATEX						0	0		0	0		0.0	0.0	0.0	0.0	YES	0
AA-7770909 ..	Arrowhead III						0	0		0	0		0.0	0.0	0.0	0.0	YES	0
AA-0056614 ..	Askins Reinsurance Company, Ltd.						0	0		0	0		0.0	0.0	0.0	0.0	YES	0
AA-7771516 ..	AUC 2						0	0		0	0		0.0	0.0	0.0	0.0	YES	0
AA-0053533 ..	AUTO BLOCK RIC LTD						0	0		0	0		0.0	0.0	0.0	0.0	YES	0
AA-0057713 ..	Auto Shield Texas Reinsurance Company, Ltd.						0	0		0	0		0.0	0.0	0.0	0.0	YES	0
AA-0054661 ..	AUTO-TEX I REINS						0	0		0	0		0.0	0.0	0.0	0.0	YES	0
AA-0054662 ..	AUTO-TEX II REINS						0	0		0	0		0.0	0.0	0.0	0.0	YES	0
AA-0054186 ..	AUTO-TEX REINS						0	0		0	0		0.0	0.0	0.0	0.0	YES	0
AA-0058284 ..	Awesome Warranties Reinsurance Company, Ltd.						0	0		0	0		0.0	0.0	0.0	0.0	YES	0
AA-0051714 ..	BARHAM GROUP REINSURANCE						0	0		0	0		0.0	0.0	0.0	0.0	YES	0
AA-0059262 ..	Bazi Corporation Reinsurance Company, Ltd.						0	0		0	0		0.0	0.0	0.0	0.0	YES	0
AA-6900146 ..	BBD REINS						0	0		0	0		0.0	0.0	0.0	0.0	YES	0
AA-7770011 ..	BEAST MODE RIC LTD						0	0		0	0		0.0	0.0	0.0	0.0	YES	0
AA-0052777 ..	Beaumont Reinsurance Co Ltd						0	0		0	0		0.0	0.0	0.0	0.0	YES	0
AA-0055574 ..	Bedford						0	0		0	0		0.0	0.0	0.0	0.0	YES	0
AA-7770777 ..	BEG Reinsurance Company Inc.						0	0		0	0		0.0	0.0	0.0	0.0	YES	0
AA-0053798 ..	Ben Mark & Co. Reinsurance Company, Ltd.						0	0		0	0		0.0	0.0	0.0	0.0	YES	0
AA-0056616 ..	Bernica						0	0		0	0		0.0	0.0	0.0	0.0	YES	0
AA-00510171 ..	Bewrite						0	0		0	0		0.0	0.0	0.0	0.0	YES	0
AA-0057475 ..	BFJ RIC LTD						0	0		0	0		0.0	0.0	0.0	0.0	YES	0
AA-3190967 ..	BIG RED REINSURANCE, LTD.						0	0		0	0		0.0	0.0	0.0	0.0	YES	0
AA-0057152 ..	Big Sarasota Pass Reinsurance Company, Ltd.						0	0		0	0		0.0	0.0	0.0	0.0	YES	0
AA-0057793 ..	BKRADO40						0	0		0	0		0.0	0.0	0.0	0.0	YES	0
AA-0053278 ..	BLC Reinsurance Co., Ltd.						0	0		0	0		0.0	0.0	0.0	0.0	YES	0
AA-0051557 ..	BLUE MOON REINSURANCE LTD						0	0		0	0		0.0	0.0	0.0	0.0	YES	0
AA-0055535 ..	BMR-2013 REINSURANCE, LTD.						0	0		0	0		0.0	0.0	0.0	0.0	YES	0
AA-0059273 ..	Bork						0	0		0	0		0.0	0.0	0.0	0.0	YES	0
AA-0051261 ..	Boyland Group						0	0		0	0		0.0	0.0	0.0	0.0	YES	0
AA-3614126 ..	Brent Brown Reinsurance Company, Inc.						0	0		0	0		0.0	0.0	0.0	0.0	YES	0
AA-0057225 ..	Broken Arrow Reinsurance Co., Ltd.						0	0		0	0		0.0	0.0	0.0	0.0	YES	0
AA-0057226 ..	Broken Bow Reinsurance Co., Ltd.						0	0		0	0		0.0	0.0	0.0	0.0	YES	0
AA-0052438 ..	Brookmont Insurance Company, Ltd						0	0		0	0		0.0	0.0	0.0	0.0	YES	0
AA-0053914 ..	Buccaneer Reinsurance Company Ltd						0	0		0	0		0.0	0.0	0.0	0.0	YES	0
AA-0056638 ..	Buckshots (Kendall)						0	0		0	0		0.0	0.0	0.0	0.0	YES	0
AA-0056344 ..	BW Reinsurance Company, Ltd.						0	0		0	0		0.0	0.0	0.0	0.0	YES	0
AA-0052056 ..	Cabo Reinsurance Co Ltd						0	0		0	0		0.0	0.0	0.0	0.0	YES	0
AA-0059151 ..	CAMP BOWIE REINS						0	0		0	0		0.0	0.0	0.0	0.0	YES	0
AA-0057676 ..	Candiotta II						0	0		0	0		0.0	0.0	0.0	0.0	YES	0
AA-0059040 ..	CAP Auto Reinsurance Company, Ltd.						0	0		0	0		0.0	0.0	0.0	0.0	YES	0
AA-0055135 ..	CAPFAM RE LTD						0	0		0	0		0.0	0.0	0.0	0.0	YES	0
AA-0054860 ..	CDM RE LTD						0	0		0	0		0.0	0.0	0.0	0.0	YES	0
AA-0056519 ..	CDP RE						0	0		0	0		0.0	0.0	0.0	0.0	YES	0

ANNUAL STATEMENT FOR THE YEAR 2023 OF THE Dealers Assurance Company

SCHEDULE F - PART 3 (Continued)

Ceded Reinsurance as of December 31, Current Year (\$000 Omitted)

(Aging of Ceded Reinsurance)

ID Number From Col. 1	Name of Reinsurer From Col. 3	Reinsurance Recoverable on Paid Losses and Paid Loss Adjustment Expenses						44 Total Recoverable on Paid Losses & LAE Amounts in Dispute Included in Col. 43	45 Recoverable on Paid Losses & LAE Over 90 Days Past Due Amounts in Dispute Included in Cols. 40 & 41	46 Total Recoverable on Paid Losses & LAE Amounts Not in Dispute (Cols 43-44)	47 Recoverable on Paid Losses & LAE Over 90 Days Past Due Amounts Not in Dispute (Cols. 40 + 41 - 45)	48 Amounts Received Prior 90 Days	49 Percentage Overdue Col. 42/Col. 43	50 Percentage of Amounts More Than 90 Days Overdue Not in Dispute (Col. 47/[Cols. 46+48])	51 Percentage More Than 120 Days Overdue (Col. 41/ Col. 43)	52 Is the Amount in Col. 50 Less Than 20%? (Yes or No)	53 Amounts in Col. 47 for Reinsurers with Values Less Than 20% in Col. 50	
		37 Current	Overdue															43 Total Due Cols. 37+42 (In total should equal Cols. 7+8)
			38 1 - 29 Days	39 30 - 90 Days	40 91 - 120 Days	41 Over 120 Days	42 Total Overdue Cols. 38+39 +40+41											
AA-7772053 ..	CFNICKBRI Reins Co Inc00		00	0.00.00.00.0	YES.....0
AA-7772052 ..	CFRAYBRI Reins Co Inc00		00	0.00.00.00.0	YES.....0
AA-0053297 ..	CFT Re00		00	0.00.00.00.0	YES.....0
AA-0059649 ..	CGW00		00	0.00.00.00.0	YES.....0
AA-0053661 ..	CHAPS REINS CO00		00	0.00.00.00.0	YES.....0
AA-0052396 ..	CHEVALIER-ORRDLR REINS00		00	0.00.00.00.0	YES.....0
AA-0052068 ..	CHOPPER REINSURANCE00		00	0.00.00.00.0	YES.....0
AA-0054875 ..	Christensen 300		00	0.00.00.00.0	YES.....0
AA-00510508 ..	Circle R Holdings Product Co00		00	0.00.00.00.0	YES.....0
AA-0057227 ..	Circle T Reinsurance Co., Ltd.00		00	0.00.00.00.0	YES.....0
AA-0058261 ..	CJB REINSURANCE, LTD00		00	0.00.00.00.0	YES.....0
AA-0053225 ..	Claremont Capital Reinsurance, Ltd00		00	0.00.00.00.0	YES.....0
AA-0056335 ..	Clayton Marketing00		00	0.00.00.00.0	YES.....0
AA-0059223 ..	Closest to the Dealership Reinsurance Company, Inc00		00	0.00.00.00.0	YES.....0
AA-0055932 ..	CMFR Reinsurance Ltd00		00	0.00.00.00.0	YES.....0
AA-0056913 ..	CNET Reinsurance Company, Ltd.00		00	0.00.00.00.0	YES.....0
AA-0052742 ..	Coalition Reinsurance Co Ltd00		00	0.00.00.00.0	YES.....0
AA-0056821 ..	Coastal Empire Reinsurance Co Ltd00		00	0.00.00.00.0	YES.....0
AA-0059935 ..	Coconut Bayou Reinsurance Company, Ltd.00		00	0.00.00.00.0	YES.....0
AA-0057828 ..	Colozzi Reinsurance Company, Ltd.00		00	0.00.00.00.0	YES.....0
AA-0057619 ..	Commercial Reinsurance Company, Ltd.00		00	0.00.00.00.0	YES.....0
AA-0055077 ..	Committed Reinsurance00		00	0.00.00.00.0	YES.....0
AA-0057153 ..	Compass Rose Reinsurance Company, Ltd.00		00	0.00.00.00.0	YES.....0
AA-0057999 ..	Continental Motors00		00	0.00.00.00.0	YES.....0
AA-0053597 ..	Cornered00		00	0.00.00.00.0	YES.....0
AA-0059388 ..	Credence Reinsurance Company, Ltd.00		00	0.00.00.00.0	YES.....0
AA-0055995 ..	CSCI Reinsurance Co, Ltd.00		00	0.00.00.00.0	YES.....0
AA-7771891 ..	D&J00		00	0.00.00.00.0	YES.....0
AA-0052029 ..	D.C.E.B00		00	0.00.00.00.0	YES.....0
AA-0057739 ..	Dahl Automotive Reinsurance Limited00		00	0.00.00.00.0	YES.....0
AA-0056961 ..	Danielle Chase Reinsurance Company, Ltd.00		00	0.00.00.00.0	YES.....0
AA-0054856 ..	Dantam00		00	0.00.00.00.0	YES.....0
AA-0052670 ..	Davenport Capitol Reinsurance Co Ltd00		00	0.00.00.00.0	YES.....0
AA-0052136 ..	David H. Edwards Reinsurance Company, Ltd00		00	0.00.00.00.0	YES.....0
AA-0053775 ..	David Niello00		00	0.00.00.00.0	YES.....0
AA-0053293 ..	Daylay00		00	0.00.00.00.0	YES.....0
AA-0050198 ..	DBG00		00	0.00.00.00.0	YES.....0
AA-7770775 ..	DCK Automotive Holdings Reinsurance Company Inc.00		00	0.00.00.00.0	YES.....0
AA-00510540 ..	De Martini Re00		00	0.00.00.00.0	YES.....0
AA-0053540 ..	Deacon1 Reinsurance Company Ltd00		00	0.00.00.00.0	YES.....0
AA-0053547 ..	Deacon2 Reinsurance Company Ltd00		00	0.00.00.00.0	YES.....0
AA-0055589 ..	Deacon3 Reinsurance Company, Ltd.00		00	0.00.00.00.0	YES.....0
AA-0059272 ..	DEL00		00	0.00.00.00.0	YES.....0
AA-0056076 ..	Deschutes (Kendall)00		00	0.00.00.00.0	YES.....0

ANNUAL STATEMENT FOR THE YEAR 2023 OF THE Dealers Assurance Company

SCHEDULE F - PART 3 (Continued)

Ceded Reinsurance as of December 31, Current Year (\$000 Omitted)

(Aging of Ceded Reinsurance)

ID Number From Col. 1	Name of Reinsurer From Col. 3	Reinsurance Recoverable on Paid Losses and Paid Loss Adjustment Expenses							44 Total Recoverable on Paid Losses & LAE Amounts in Dispute Included in Col. 43	45 Recoverable on Paid Losses & LAE Over 90 Days Past Due Amounts in Dispute Included in Cols. 40 & 41	46 Total Recoverable on Paid Losses & LAE Amounts Not in Dispute (Cols 43-44)	47 Recoverable on Paid Losses & LAE Over 90 Days Past Due Amounts Not in Dispute (Cols. 40 + 41 - 45)	48 Amounts Received Prior 90 Days	49 Percentage Overdue Col. 42/Col. 43	50 Percentage of Amounts More Than 90 Days Overdue Not in Dispute (Col. 47/[Cols. 46+48])	51 Percentage More Than 120 Days Overdue (Col. 41/ Col. 43)	52 Is the Amount in Col. 50 Less Than 20%? (Yes or No)	53 Amounts in Col. 47 for Reinsurers with Values Less Than 20% in Col. 50
		37 Current	Overdue					43 Total Due Cols. 37+42 (In total should equal Cols. 7+8)										
			38 1 - 29 Days	39 30 - 90 Days	40 91 - 120 Days	41 Over 120 Days	42 Total Overdue Cols. 38+39 +40+41											
AA-7770776 ..	DFV Reinsurance Company, Inc.						0	0		0	0		0.0	0.0	0.0	0.0	YES	0
AA-7771045 ..	DHCH Reinsurance Company, Inc.						0	0		0	0		0.0	0.0	0.0	0.0	YES	0
AA-0057719 ..	Diesel Investments Reinsurance Company, Ltd.						0	0		0	0		0.0	0.0	0.0	0.0	YES	0
AA-0054035 ..	Dins-Zeven						0	0		0	0		0.0	0.0	0.0	0.0	YES	0
AA-0057996 ..	Diverse Offerings Reinsurance, Ltd.						0	0		0	0		0.0	0.0	0.0	0.0	YES	0
AA-0055576 ..	DJRR						0	0		0	0		0.0	0.0	0.0	0.0	YES	0
AA-0059569 ..	DK BLACKSMITH RE LTD						0	0		0	0		0.0	0.0	0.0	0.0	YES	0
AA-00510292 ..	DK Lee						0	0		0	0		0.0	0.0	0.0	0.0	YES	0
AA-0057986 ..	Dos Metro						0	0		0	0		0.0	0.0	0.0	0.0	YES	0
AA-0057987 ..	Dos Roadrunner						0	0		0	0		0.0	0.0	0.0	0.0	YES	0
AA-0058944 ..	Double Down Reinsurance Company, Ltd.						0	0		0	0		0.0	0.0	0.0	0.0	YES	0
AA-0053005 ..	DRAM Assured Reinsurance Limited						0	0		0	0		0.0	0.0	0.0	0.0	YES	0
AA-0058058 ..	Dream Reinsurance Company, Ltd.						0	0		0	0		0.0	0.0	0.0	0.0	YES	0
AA-0056346 ..	Drive Away Confident Reinsurance Co., Ltd.						0	0		0	0		0.0	0.0	0.0	0.0	YES	0
AA-00510426 ..	Drive Care Reinsurance Company, Ltd.						0	0		0	0		0.0	0.0	0.0	0.0	YES	0
AA-7771683 ..	DSC REINSURANCE COMPANY, INC						0	0		0	0		0.0	0.0	0.0	0.0	YES	0
AA-0051917 ..	Duck Dudes (Kendall)						0	0		0	0		0.0	0.0	0.0	0.0	YES	0
AA-0057338 ..	DUFFY VIC						0	0		0	0		0.0	0.0	0.0	0.0	YES	0
AA-0059688 ..	DWS Reinsurance Company, Ltd.						0	0		0	0		0.0	0.0	0.0	0.0	YES	0
AA-0057129 ..	EHA Autoguard Reinsurance Limited						0	0		0	0		0.0	0.0	0.0	0.0	YES	0
AA-0054996 ..	EJB REINS						0	0		0	0		0.0	0.0	0.0	0.0	YES	0
AA-3191381 ..	EMERALD BAY RE LTD, SPC						0	0		0	0		0.0	0.0	0.0	0.0	YES	0
AA-0055724 ..	ET Renisurance Co						0	0		0	0		0.0	0.0	0.0	0.0	YES	0
AA-0059656 ..	Exclusive Reinsurance Company, Ltd.						0	0		0	0		0.0	0.0	0.0	0.0	YES	0
AA-00510202 ..	FAM						0	0		0	0		0.0	0.0	0.0	0.0	YES	0
AA-0059482 ..	FERRIS RIC LTD						0	0		0	0		0.0	0.0	0.0	0.0	YES	0
AA-00510095 ..	Finger Lakes Re 2.0						0	0		0	0		0.0	0.0	0.0	0.0	YES	0
AA-7770332 ..	FIRST COUSINS RIC LTD						0	0		0	0		0.0	0.0	0.0	0.0	YES	0
AA-0051612 ..	Five Star I Reinsurance Company LTD						0	0		0	0		0.0	0.0	0.0	0.0	YES	0
AA-0051613 ..	Five Star II Reinsurance Company LTD						0	0		0	0		0.0	0.0	0.0	0.0	YES	0
AA-0051611 ..	Five Star III Reinsurance Company LTD						0	0		0	0		0.0	0.0	0.0	0.0	YES	0
AA-0058504 ..	FNA Holdings Reinsurance Company, Ltd.						0	0		0	0		0.0	0.0	0.0	0.0	YES	0
AA-0055249 ..	FTAK						0	0		0	0		0.0	0.0	0.0	0.0	YES	0
AA-0057439 ..	Fun Funds Reinsurance Company, Ltd.						0	0		0	0		0.0	0.0	0.0	0.0	YES	0
AA-7771139 ..	G10 Forward Reinsurance Company, Inc.						0	0		0	0		0.0	0.0	0.0	0.0	YES	0
AA-7771170 ..	G4 Forward Reinsurance Company, Ltd.						0	0		0	0		0.0	0.0	0.0	0.0	YES	0
AA-7771171 ..	G5 Forward Reinsurance Company, Ltd.						0	0		0	0		0.0	0.0	0.0	0.0	YES	0
AA-7771172 ..	G6 Forward Reinsurance Company, Ltd.						0	0		0	0		0.0	0.0	0.0	0.0	YES	0
AA-7771173 ..	G7 Forward Reinsurance Company, Ltd.						0	0		0	0		0.0	0.0	0.0	0.0	YES	0
AA-7771169 ..	G8 Forward Reinsurance Company, Ltd.						0	0		0	0		0.0	0.0	0.0	0.0	YES	0
AA-0056787 ..	G9 Forward Reinsurance Company, Ltd.						0	0		0	0		0.0	0.0	0.0	0.0	YES	0
AA-0058065 ..	GACDJ Re						0	0		0	0		0.0	0.0	0.0	0.0	YES	0
AA-0054981 ..	GALACTICA REINS						0	0		0	0		0.0	0.0	0.0	0.0	YES	0
AA-0055984 ..	GENESIS REINS						0	0		0	0		0.0	0.0	0.0	0.0	YES	0
AA-0054112 ..	GEO LIFE INSURANCE CO LTD						0	0		0	0		0.0	0.0	0.0	0.0	YES	0

ANNUAL STATEMENT FOR THE YEAR 2023 OF THE Dealers Assurance Company

SCHEDULE F - PART 3 (Continued)

Ceded Reinsurance as of December 31, Current Year (\$000 Omitted)

(Aging of Ceded Reinsurance)

ID Number From Col. 1	Name of Reinsurer From Col. 3	Reinsurance Recoverable on Paid Losses and Paid Loss Adjustment Expenses							44 Total Recoverable on Paid Losses & LAE Amounts in Dispute Included in Col. 43	45 Recoverable on Paid Losses & LAE Over 90 Days Past Due Amounts in Dispute Included in Cols. 40 & 41	46 Total Recoverable on Paid Losses & LAE Amounts Not in Dispute (Cols 43-44)	47 Recoverable on Paid Losses & LAE Over 90 Days Past Due Amounts Not in Dispute (Cols. 40 + 41 - 45)	48 Amounts Received Prior 90 Days	49 Percentage Overdue Col. 42/Col. 43	50 Percentage of Amounts More Than 90 Days Overdue Not in Dispute (Col. 47/[Cols. 46+48])	51 Percentage More Than 120 Days Overdue (Col. 41/ Col. 43)	52 Is the Amount in Col. 50 Less Than 20%? (Yes or No)	53 Amounts in Col. 47 for Reinsurers with Values Less Than 20% in Col. 50	
		37 Current	Overdue					43 Total Due Cols. 37+42 (In total should equal Cols. 7+8)											
			38 1 - 29 Days	39 30 - 90 Days	40 91 - 120 Days	41 Over 120 Days	42 Total Overdue Cols. 38+39 +40+41												
AA-0051297 ..	Glacier Reinsurance Company, Ltd.					0	0		0	0		0	0	0	0	0	0	YES	0
AA-0058922 ..	Glassparency Re					0	0		0	0		0	0	0	0	0	0	YES	0
AA-0058606 ..	Glick Holdings					0	0		0	0		0	0	0	0	0	0	YES	0
AA-0053223 ..	Global Capital Renisurance Co					0	0		0	0		0	0	0	0	0	0	YES	0
AA-0057721 ..	Global Protection Reinsurance Company, Ltd.					0	0		0	0		0	0	0	0	0	0	YES	0
AA-7770716 ..	Go Blue Reinsurance Company, Ltd.					0	0		0	0		0	0	0	0	0	0	YES	0
AA-0057722 ..	Golf East Reinsurance Company, Ltd.					0	0		0	0		0	0	0	0	0	0	YES	0
AA-0055936 ..	Govero Reinsurance Ltd					0	0		0	0		0	0	0	0	0	0	YES	0
AA-0055329 ..	Grace 531 Reinsurance Company, Ltd.					0	0		0	0		0	0	0	0	0	0	YES	0
AA-0056688 ..	Grand Sport					0	0		0	0		0	0	0	0	0	0	YES	0
AA-0057633 ..	Great American Reinsurance Company					0	0		0	0		0	0	0	0	0	0	YES	0
AA-0057723 ..	Greater Charlotte Reinsurance Company, Ltd.					0	0		0	0		0	0	0	0	0	0	YES	0
AA-0058943 ..	GSDS Reinsurance Company, Ltd.					0	0		0	0		0	0	0	0	0	0	YES	0
AA-0058055 ..	Guybo Reinsurance Company, Ltd.					0	0		0	0		0	0	0	0	0	0	YES	0
AA-0055644 ..	H and J Auto Group Reinsurance Company, Ltd.					0	0		0	0		0	0	0	0	0	0	YES	0
AA-0055785 ..	Halls Warranty Reinsurance, Ltd.					0	0		0	0		0	0	0	0	0	0	YES	0
AA-0059303 ..	HANALEI BAY RIC LTD					0	0		0	0		0	0	0	0	0	0	YES	0
AA-0059694 ..	Harding Auto Group Reinsurance Company, Ltd.					0	0		0	0		0	0	0	0	0	0	YES	0
AA-0057373 ..	Hayward-Hill Reinsurance Company, Ltd.					0	0		0	0		0	0	0	0	0	0	YES	0
AA-0053863 ..	HDZT REINS CO					0	0		0	0		0	0	0	0	0	0	YES	0
AA-0058158 ..	Heavenly Reinsurance Company, Ltd.					0	0		0	0		0	0	0	0	0	0	YES	0
AA-3190866 ..	Heritage Reinsurance Company, Ltd.					0	0		0	0		0	0	0	0	0	0	YES	0
AA-0051491 ..	Herman (SPLIT Car Pros)					0	0		0	0		0	0	0	0	0	0	YES	0
AA-0059881 ..	HFT Re					0	0		0	0		0	0	0	0	0	0	YES	0
AA-0057329 ..	HIKARU					0	0		0	0		0	0	0	0	0	0	YES	0
AA-0056895 ..	HILT 550					0	0		0	0		0	0	0	0	0	0	YES	0
AA-0052117 ..	HONDAY					0	0		0	0		0	0	0	0	0	0	YES	0
AA-0057174 ..	HR Auto Motors Reinsurance Company, Ltd.					0	0		0	0		0	0	0	0	0	0	YES	0
AA-0056515 ..	HUGE RIC LTD					0	0		0	0		0	0	0	0	0	0	YES	0
AA-3191198 ..	IECD					0	0		0	0		0	0	0	0	0	0	YES	0
AA-0053388 ..	Ikegami					0	0		0	0		0	0	0	0	0	0	YES	0
AA-0058695 ..	IN8					0	0		0	0		0	0	0	0	0	0	YES	0
AA-0056669 ..	INDMET-2015					0	0		0	0		0	0	0	0	0	0	YES	0
AA-0057212 ..	INDMET2-2015					0	0		0	0		0	0	0	0	0	0	YES	0
AA-7770711 ..	Integrity Family Trust Re					0	0		0	0		0	0	0	0	0	0	YES	0
AA-0059447 ..	Isaac Reinsurance Company, Ltd.					0	0		0	0		0	0	0	0	0	0	YES	0
AA-0059996 ..	J & Z Reinsurance Company, Ltd.					0	0		0	0		0	0	0	0	0	0	YES	0
AA-0050354 ..	J&H Reinsurance Company, Ltd.					0	0		0	0		0	0	0	0	0	0	YES	0
AA-0055157 ..	Jason Hannah Reinsurance Limited					0	0		0	0		0	0	0	0	0	0	YES	0
AA-0055158 ..	Jason Jennifer Hannah Reinsurance Limited					0	0		0	0		0	0	0	0	0	0	YES	0
AA-0057444 ..	JCW MCGHEE RE LTD					0	0		0	0		0	0	0	0	0	0	YES	0
AA-0057662 ..	JEB RIC LTD					0	0		0	0		0	0	0	0	0	0	YES	0
AA-0052903 ..	Jefjo Liberty					0	0		0	0		0	0	0	0	0	0	YES	0
AA-0055159 ..	Jennifer Hannah Reinsurance Limited					0	0		0	0		0	0	0	0	0	0	YES	0
AA-0056113 ..	Jet Boys Reinsurance Company, Ltd.					0	0		0	0		0	0	0	0	0	0	YES	0

ANNUAL STATEMENT FOR THE YEAR 2023 OF THE Dealers Assurance Company

SCHEDULE F - PART 3 (Continued)

Ceded Reinsurance as of December 31, Current Year (\$000 Omitted)

(Aging of Ceded Reinsurance)

ID Number From Col. 1	Name of Reinsurer From Col. 3	Reinsurance Recoverable on Paid Losses and Paid Loss Adjustment Expenses							44 Total Recoverable on Paid Losses & LAE Amounts in Dispute Included in Col. 43	45 Recoverable on Paid Losses & LAE Over 90 Days Past Due Amounts in Dispute Included in Cols. 40 & 41	46 Total Recoverable on Paid Losses & LAE Amounts Not in Dispute in Dispute (Cols 43-44)	47 Recoverable on Paid Losses & LAE Over 90 Days Past Due Amounts Not in Dispute (Cols. 40 + 41 - 45)	48 Amounts Received Prior 90 Days	49 Percentage Overdue Col. 42/Col. 43	50 Percentage of Amounts More Than 90 Days Overdue Not in Dispute (Col. 47/[Cols. 46+48])	51 Percentage More Than 120 Days Overdue (Col. 41/ Col. 43)	52 Is the Amount in Col. 50 Less Than 20%? (Yes or No)	53 Amounts in Col. 47 for Reinsurers with Values Less Than 20% in Col. 50	
		37 Current	Overdue					43 Total Due Cols. 37+42 (In total should equal Cols. 7+8)											
			38 1 - 29 Days	39 30 - 90 Days	40 91 - 120 Days	41 Over 120 Days	42 Total Overdue Cols. 38+39 +40+41												
AA-0058681 ..	JiilNando Reinsurance Company, Ltd.						0	0			0	0		0.0	0.0		0.0	YES	0
AA-7771311 ..	JJ BAM						0	0			0	0		0.0	0.0		0.0	YES	0
AA-0059470 ..	JKL Reinsurance, Ltd.						0	0			0	0		0.0	0.0		0.0	YES	0
AA-0057181 ..	JLCH						0	0			0	0		0.0	0.0		0.0	YES	0
AA-0057156 ..	JMBROK RE LTD						0	0			0	0		0.0	0.0		0.0	YES	0
AA-0052398 ..	JOAC						0	0			0	0		0.0	0.0		0.0	YES	0
AA-0059275 ..	Joe Pfeifer						0	0			0	0		0.0	0.0		0.0	YES	0
AA-0059650 ..	JRG TEXAS RE						0	0			0	0		0.0	0.0		0.0	YES	0
AA-0059651 ..	JRGCGW RE						0	0			0	0		0.0	0.0		0.0	YES	0
AA-7771285 ..	JSF Super Reinsurance Company Inc.						0	0			0	0		0.0	0.0		0.0	YES	0
AA-0057728 ..	JStar Family Reinsurance Company, Ltd.						0	0			0	0		0.0	0.0		0.0	YES	0
AA-0058415 ..	Just The Tip Reinsurance, Ltd.						0	0			0	0		0.0	0.0		0.0	YES	0
AA-0055007 ..	KAD REINS						0	0			0	0		0.0	0.0		0.0	YES	0
AA-0055079 ..	Ken Ellegard Peoria Reinsurance Company, Ltd.						0	0			0	0		0.0	0.0		0.0	YES	0
AA-7771684 ..	KJD REINSURANCE COMPANY, INC.						0	0			0	0		0.0	0.0		0.0	YES	0
AA-0058066 ..	KL						0	0			0	0		0.0	0.0		0.0	YES	0
AA-0052304 ..	KOALA REINSURANCE						0	0			0	0		0.0	0.0		0.0	YES	0
AA-0052518 ..	KRFS						0	0			0	0		0.0	0.0		0.0	YES	0
AA-6900187 ..	LABYRINTHUS TX VSC LTD						0	0			0	0		0.0	0.0		0.0	YES	0
AA-0055337 ..	Lake Creek (Kendall)						0	0			0	0		0.0	0.0		0.0	YES	0
AA-0059717 ..	Landmark Holdings Reinsurance Company, Ltd.						0	0			0	0		0.0	0.0		0.0	YES	0
AA-0059386 ..	Larry & Brad Reinsurance Company, Ltd.						0	0			0	0		0.0	0.0		0.0	YES	0
AA-0054997 ..	LBA						0	0			0	0		0.0	0.0		0.0	YES	0
AA-0057734 ..	Lee 3						0	0			0	0		0.0	0.0		0.0	YES	0
AA-0057204 ..	Legend Reinsurance Limited						0	0			0	0		0.0	0.0		0.0	YES	0
AA-00510342 ..	Liberty Ridge Reinsurance Company, Ltd.						0	0			0	0		0.0	0.0		0.0	YES	0
AA-0057097 ..	Littles Reinsurance, Ltd.						0	0			0	0		0.0	0.0		0.0	YES	0
AA-0050897 ..	LOTS Re						0	0			0	0		0.0	0.0		0.0	YES	0
AA-0058085 ..	LSW RIC LTD						0	0			0	0		0.0	0.0		0.0	YES	0
AA-0059719 ..	LTM RE LTD						0	0			0	0		0.0	0.0		0.0	YES	0
AA-0057154 ..	Lucerne Reinsurance Company, Ltd.						0	0			0	0		0.0	0.0		0.0	YES	0
AA-00510323 ..	Lucky Train Junction						0	0			0	0		0.0	0.0		0.0	YES	0
AA-0055940 ..	Lucy AD Reinsurance Company, Ltd.						0	0			0	0		0.0	0.0		0.0	YES	0
AA-0059915 ..	Lundblad						0	0			0	0		0.0	0.0		0.0	YES	0
AA-0057533 ..	LVR RE LTD						0	0			0	0		0.0	0.0		0.0	YES	0
AA-00510681 ..	MACKFALL RE LTD						0	0			0	0		0.0	0.0		0.0	YES	0
AA-0057176 ..	Magic I Reinsurance Company, Ltd.						0	0			0	0		0.0	0.0		0.0	YES	0
AA-7771117 ..	Maize Wolverine Reinsurance Company, Inc.						0	0			0	0		0.0	0.0		0.0	YES	0
AA-0059757 ..	MAM						0	0			0	0		0.0	0.0		0.0	YES	0
AA-0059625 ..	MAMEAR2.0						0	0			0	0		0.0	0.0		0.0	YES	0
AA-00510038 ..	Maps & Joda						0	0			0	0		0.0	0.0		0.0	YES	0
AA-0059940 ..	Mar Vista Reinsurance Company, Ltd.						0	0			0	0		0.0	0.0		0.0	YES	0
AA-0052710 ..	MAT-2009 REINSURANCE LTD.						0	0			0	0		0.0	0.0		0.0	YES	0
AA-0052709 ..	MATEBT-2009 REINSURANCE LTD						0	0			0	0		0.0	0.0		0.0	YES	0
AA-00510125 ..	MAXX						0	0			0	0		0.0	0.0		0.0	YES	0

ANNUAL STATEMENT FOR THE YEAR 2023 OF THE Dealers Assurance Company

SCHEDULE F - PART 3 (Continued)

Ceded Reinsurance as of December 31, Current Year (\$000 Omitted)

(Aging of Ceded Reinsurance)

ID Number From Col. 1	Name of Reinsurer From Col. 3	Reinsurance Recoverable on Paid Losses and Paid Loss Adjustment Expenses							44 Total Recoverable on Paid Losses & LAE Amounts in Dispute Included in Col. 43	45 Recoverable on Paid Losses & LAE Over 90 Days Past Due Amounts in Dispute Included in Cols. 40 & 41	46 Total Recoverable on Paid Losses & LAE Amounts Not in Dispute (Cols 43-44)	47 Recoverable on Paid Losses & LAE Over 90 Days Past Due Amounts Not in Dispute (Cols. 40 + 41 - 45)	48 Amounts Received Prior 90 Days	49 Percentage Overdue Col. 42/Col. 43	50 Percentage of Amounts More Than 90 Days Overdue Not in Dispute (Col. 47/[Cols. 46+48])	51 Percentage More Than 120 Days Overdue (Col. 41/ Col. 43)	52 Is the Amount in Col. 50 Less Than 20%? (Yes or No)	53 Amounts in Col. 47 for Reinsurers with Values Less Than 20% in Col. 50
		37 Current	Overdue					43 Total Due Cols. 37+42 (In total should equal Cols. 7+8)										
			38 1 - 29 Days	39 30 - 90 Days	40 91 - 120 Days	41 Over 120 Days	42 Total Overdue Cols. 38+39 +40+41											
AA-0052784 ..	MCGRATH POWERSPORTS REINSURAN ..						0	0		0	0		0.0	0.0		0.0	YES	0
AA-0056077 ..	Metolius (Kendall) ..						0	0		0	0		0.0	0.0		0.0	YES	0
AA-7770719 ..	MGF Reinsurance Company, Ltd.						0	0		0	0		0.0	0.0		0.0	YES	0
AA-0055029 ..	Michaels III Reinsurance Company, Ltd.						0	0		0	0		0.0	0.0		0.0	YES	0
AA-0058883 ..	Mike Scarff Subaru 2 ..						0	0		0	0		0.0	0.0		0.0	YES	0
AA-0056259 ..	Millennium ..						0	0		0	0		0.0	0.0		0.0	YES	0
AA-7771682 ..	MINORIA ..						0	0		0	0		0.0	0.0		0.0	YES	0
AA-0053396 ..	Mivan Two (Kendall) ..						0	0		0	0		0.0	0.0		0.0	YES	0
AA-0058710 ..	Monster Motors Reinsurance Company, Ltd.						0	0		0	0		0.0	0.0		0.0	YES	0
AA-0055350 ..	Montrose Group ..						0	0		0	0		0.0	0.0		0.0	YES	0
AA-7771197 ..	Moses Re ..						0	0		0	0		0.0	0.0		0.0	YES	0
AA-0056896 ..	MR ROGERS REINS ..						0	0		0	0		0.0	0.0		0.0	YES	0
AA-7770718 ..	MSF Reinsurance Company, Ltd.						0	0		0	0		0.0	0.0		0.0	YES	0
AA-0053051 ..	MTJ II Reinsurance Company ..						0	0		0	0		0.0	0.0		0.0	YES	0
AA-0052917 ..	Muscle Car ..						0	0		0	0		0.0	0.0		0.0	YES	0
AA-0052061 ..	NCWL RE LTD ..						0	0		0	0		0.0	0.0		0.0	YES	0
AA-0053683 ..	NEL-FORD REINS CO ..						0	0		0	0		0.0	0.0		0.0	YES	0
AA-0055983 ..	NILE AUTO PERFORMANCE ..						0	0		0	0		0.0	0.0		0.0	YES	0
AA-0056130 ..	NINETEENTH HOLE REINS ..						0	0		0	0		0.0	0.0		0.0	YES	0
AA-7771044 ..	Nino Reinsurance Company Inc.						0	0		0	0		0.0	0.0		0.0	YES	0
AA-7771505 ..	NM Cook Reinsurance Company, Inc.						0	0		0	0		0.0	0.0		0.0	YES	0
AA-00510172 ..	NMHR ..						0	0		0	0		0.0	0.0		0.0	YES	0
AA-00510205 ..	Northern 315 ..						0	0		0	0		0.0	0.0		0.0	YES	0
AA-0052515 ..	NTN REINSURANCE COMPANY, LTD ..						0	0		0	0		0.0	0.0		0.0	YES	0
AA-0053374 ..	Nuevo Ninos Reinsurance Company, Ltd.						0	0		0	0		0.0	0.0		0.0	YES	0
AA-0056839 ..	OAO Re ..						0	0		0	0		0.0	0.0		0.0	YES	0
AA-0057645 ..	Ocean Way Reinsurance Company, Ltd.						0	0		0	0		0.0	0.0		0.0	YES	0
AA-0056517 ..	OFEB RIC LTD ..						0	0		0	0		0.0	0.0		0.0	YES	0
AA-0053982 ..	OGM REINS ..						0	0		0	0		0.0	0.0		0.0	YES	0
AA-0052743 ..	Old School Reinsurance Company Ltd ..						0	0		0	0		0.0	0.0		0.0	YES	0
AA-7771174 ..	OmpenRe Limited.						0	0		0	0		0.0	0.0		0.0	YES	0
AA-0056897 ..	ONS ..						0	0		0	0		0.0	0.0		0.0	YES	0
AA-7770459 ..	ORC TWC Reinsurance I, Inc.						0	0		0	0		0.0	0.0		0.0	YES	0
AA-00510538 ..	Paloma Re ..						0	0		0	0		0.0	0.0		0.0	YES	0
AA-0059491 ..	Pappas Reinsurance Company, Ltd.						0	0		0	0		0.0	0.0		0.0	YES	0
AA-0058132 ..	PAR Auto Group Reinsurance Company LTD ..						0	0		0	0		0.0	0.0		0.0	YES	0
AA-00510295 ..	Payette ..						0	0		0	0		0.0	0.0		0.0	YES	0
AA-0058018 ..	PEARO REINSURANCE COMPANY, LTD ..						0	0		0	0		0.0	0.0		0.0	YES	0
AA-0055006 ..	PENULT REINS ..						0	0		0	0		0.0	0.0		0.0	YES	0
AA-0054419 ..	PIPCO ..						0	0		0	0		0.0	0.0		0.0	YES	0
AA-0051506 ..	Poncho (SPLIT Car Pros) ..						0	0		0	0		0.0	0.0		0.0	YES	0
AA-0055040 ..	POSSUM CREEK REINS ..						0	0		0	0		0.0	0.0		0.0	YES	0
AA-0052174 ..	POWERRIDE RE LTD ..						0	0		0	0		0.0	0.0		0.0	YES	0
AA-0059263 ..	Prime Reinsurance Company, Ltd.						0	0		0	0		0.0	0.0		0.0	YES	0
AA-0056019 ..	PRINCESS RETTE ..						0	0		0	0		0.0	0.0		0.0	YES	0

ANNUAL STATEMENT FOR THE YEAR 2023 OF THE Dealers Assurance Company

SCHEDULE F - PART 3 (Continued)

Ceded Reinsurance as of December 31, Current Year (\$000 Omitted)

(Aging of Ceded Reinsurance)

ID Number From Col. 1	Name of Reinsurer From Col. 3	Reinsurance Recoverable on Paid Losses and Paid Loss Adjustment Expenses							44 Total Recoverable on Paid Losses & LAE Amounts in Dispute Included in Col. 43	45 Recoverable on Paid Losses & LAE Over 90 Days Past Due Amounts in Dispute Included in Cols. 40 & 41	46 Total Recoverable on Paid Losses & LAE Amounts Not in Dispute (Cols 43-44)	47 Recoverable on Paid Losses & LAE Over 90 Days Past Due Amounts Not in Dispute (Cols. 40 + 41 - 45)	48 Amounts Received Prior 90 Days	49 Percentage Overdue Col. 42/Col. 43	50 Percentage of Amounts More Than 90 Days Overdue Not in Dispute (Col. 47/(Cols. 46+48))	51 Percentage More Than 120 Days Overdue (Col. 41/ Col. 43)	52 Is the Amount in Col. 50 Less Than 20%? (Yes or No)	53 Amounts in Col. 47 for Reinsurers with Values Less Than 20% in Col. 50
		37 Current	Overdue					43 Total Due Cols. 37+42 (In total should equal Cols. 7+8)										
			38 1 - 29 Days	39 30 - 90 Days	40 91 - 120 Days	41 Over 120 Days	42 Total Overdue Cols. 38+39 +40+41											
AA-0052861 ..	Pro Caliber Reinsurance Co Ltd					0	0			0	0		0.0	0.0	0.0	YES.....	0	
AA-0053132 ..	Professional Automotive Management Reins Co., Ltd.					0	0			0	0		0.0	0.0	0.0	YES.....	0	
AA-0040101 ..	Progressive Insurance Limited					0	0			0	0		0.0	0.0	0.0	YES.....	0	
AA-0056249 ..	PT Reinsurance Company, Ltd.					0	0			0	0		0.0	0.0	0.0	YES.....	0	
AA-0059422 ..	Puget Sound Portfolio Reinsurance Company, Ltd. .					0	0			0	0		0.0	0.0	0.0	YES.....	0	
AA-0054416 ..	Pursch Reinsurance Co., Ltd.					0	0			0	0		0.0	0.0	0.0	YES.....	0	
AA-7770226 ..	Puyallup River Re					0	0			0	0		0.0	0.0	0.0	YES.....	0	
AA-7770227 ..	Puyallup Valley Re					0	0			0	0		0.0	0.0	0.0	YES.....	0	
AA-0054625 ..	Quacker Backer (Kendall)					0	0			0	0		0.0	0.0	0.0	YES.....	0	
AA-0051220 ..	RAGNAR RE LTD					0	0			0	0		0.0	0.0	0.0	YES.....	0	
AA-0051866 ..	RANCHFUND RE LTD					0	0			0	0		0.0	0.0	0.0	YES.....	0	
AA-0052886 ..	Randy Grant Reinsurance Company, Ltd.					0	0			0	0		0.0	0.0	0.0	YES.....	0	
AA-0058884 ..	Ranger					0	0			0	0		0.0	0.0	0.0	YES.....	0	
AA-0055611 ..	RANGER 1 RIC LTD					0	0			0	0		0.0	0.0	0.0	YES.....	0	
AA-7771685 ..	RATTLER HILL REINSURANCE COMPANY, INC.					0	0			0	0		0.0	0.0	0.0	YES.....	0	
AA-0053981 ..	RBE REINS					0	0			0	0		0.0	0.0	0.0	YES.....	0	
AA-0055601 ..	Reid Investments Reinsurance, Ltd.					0	0			0	0		0.0	0.0	0.0	YES.....	0	
AA-0055941 ..	ReTodd Reinsurance Company, Ltd.					0	0			0	0		0.0	0.0	0.0	YES.....	0	
AA-0059750 ..	Richard Niello					0	0			0	0		0.0	0.0	0.0	YES.....	0	
AA-0052705 ..	RIDERS ASSURANCE REINSURANCE					0	0			0	0		0.0	0.0	0.0	YES.....	0	
AA-00510512 ..	RINGO DELTA CHARLIE REINSURANCE COMPANY, LTD.					0	0			0	0		0.0	0.0	0.0	YES.....	0	
AA-0052247 ..	Rivergreen Reinsurance Co Ltd					0	0			0	0		0.0	0.0	0.0	YES.....	0	
AA-0057321 ..	RJ INVESTMENTS REINS					0	0			0	0		0.0	0.0	0.0	YES.....	0	
AA-0055806 ..	RJ Kody III					0	0			0	0		0.0	0.0	0.0	YES.....	0	
AA-0058161 ..	RM Bates Reinsurance Company, Ltd.					0	0			0	0		0.0	0.0	0.0	YES.....	0	
AA-7771417 ..	RMK REINS					0	0			0	0		0.0	0.0	0.0	YES.....	0	
AA-0059748 ..	Roger Neillo					0	0			0	0		0.0	0.0	0.0	YES.....	0	
AA-0052444 ..	Roush Reinsurance Company, Ltd.					0	0			0	0		0.0	0.0	0.0	YES.....	0	
AA-0056273 ..	Roy Buck Reinsurance, Ltd.					0	0			0	0		0.0	0.0	0.0	YES.....	0	
AA-0055900 ..	RSJ Reinsurance Company, Ltd.					0	0			0	0		0.0	0.0	0.0	YES.....	0	
AA-0059289 ..	S&M					0	0			0	0		0.0	0.0	0.0	YES.....	0	
AA-6900218 ..	S.N.S.					0	0			0	0		0.0	0.0	0.0	YES.....	0	
AA-0052900 ..	S+J					0	0			0	0		0.0	0.0	0.0	YES.....	0	
AA-0051734 ..	Sage					0	0			0	0		0.0	0.0	0.0	YES.....	0	
AA-0054341 ..	San Juan Reinsurance Company, Ltd					0	0			0	0		0.0	0.0	0.0	YES.....	0	
AA-0052860 ..	Savage Cars Reinsurance Company, Ltd.					0	0			0	0		0.0	0.0	0.0	YES.....	0	
AA-0059652 ..	SG REINS					0	0			0	0		0.0	0.0	0.0	YES.....	0	
AA-0059653 ..	SGCW Re					0	0			0	0		0.0	0.0	0.0	YES.....	0	
AA-0057403 ..	SGJG REINS					0	0			0	0		0.0	0.0	0.0	YES.....	0	
AA-0054998 ..	SHEENGUS					0	0			0	0		0.0	0.0	0.0	YES.....	0	
AA-0059120 ..	Shelby Wayne 2 Re					0	0			0	0		0.0	0.0	0.0	YES.....	0	
AA-0053964 ..	Simba Reinsurance Company, Ltd.					0	0			0	0		0.0	0.0	0.0	YES.....	0	
AA-0058297 ..	Simms Reinsurance Company, Ltd.					0	0			0	0		0.0	0.0	0.0	YES.....	0	
AA-0051711 ..	Skillkids (Kendall)					0	0			0	0		0.0	0.0	0.0	YES.....	0	

ANNUAL STATEMENT FOR THE YEAR 2023 OF THE Dealers Assurance Company

SCHEDULE F - PART 3 (Continued)

Ceded Reinsurance as of December 31, Current Year (\$000 Omitted)

(Aging of Ceded Reinsurance)

ID Number From Col. 1	Name of Reinsurer From Col. 3	Reinsurance Recoverable on Paid Losses and Paid Loss Adjustment Expenses							44 Total Recoverable on Paid Losses & LAE Amounts in Dispute Included in Col. 43	45 Recoverable on Paid Losses & LAE Over 90 Days Past Due Amounts in Dispute Included in Cols. 40 & 41	46 Total Recoverable on Paid Losses & LAE Amounts Not in Dispute (Cols 43-44)	47 Recoverable on Paid Losses & LAE Over 90 Days Past Due Amounts Not in Dispute (Cols. 40 + 41 - 45)	48 Amounts Received Prior 90 Days	49 Percentage Overdue Col. 42/Col. 43	50 Percentage of Amounts More Than 90 Days Overdue Not in Dispute (Col. 47/[Cols. 46+48])	51 Percentage More Than 120 Days Overdue (Col. 41/ Col. 43)	52 Is the Amount in Col. 50 Less Than 20%? (Yes or No)	53 Amounts in Col. 47 for Reinsurers with Values Less Than 20% in Col. 50
		37 Current	Overdue					43 Total Due Cols. 37+42 (In total should equal Cols. 7+8)										
			38 1 - 29 Days	39 30 - 90 Days	40 91 - 120 Days	41 Over 120 Days	42 Total Overdue Cols. 38+39 +40+41											
AA-0055573 ..	Skillkids II (Kendall)						0	0		0	0		0.0	0.0	0.0	0.0	YES	0
AA-7771175 ..	SP Forward Reinsurance Company, Ltd.						0	0		0	0		0.0	0.0	0.0	0.0	YES	0
AA-0058762 ..	SS Auto Reinsurance Company, Ltd.						0	0		0	0		0.0	0.0	0.0	0.0	YES	0
AA-0059594 ..	Stables						0	0		0	0		0.0	0.0	0.0	0.0	YES	0
AA-0052696 ..	STERRY STREET RE LTD						0	0		0	0		0.0	0.0	0.0	0.0	YES	0
AA-7770880 ..	Sugar Loaf III Reinsurance, Inc.						0	0		0	0		0.0	0.0	0.0	0.0	YES	0
AA-0057792 ..	Sunnyvale Express						0	0		0	0		0.0	0.0	0.0	0.0	YES	0
AA-0059039 ..	Supreme Automotive Reinsurance Company, Ltd.						0	0		0	0		0.0	0.0	0.0	0.0	YES	0
AA-0058914 ..	SUTTON RIC LTD						0	0		0	0		0.0	0.0	0.0	0.0	YES	0
AA-0055005 ..	SUZART REINS						0	0		0	0		0.0	0.0	0.0	0.0	YES	0
AA-0057777 ..	SV						0	0		0	0		0.0	0.0	0.0	0.0	YES	0
AA-0059741 ..	T & S FUTURE HOLDINGS RIC LTD						0	0		0	0		0.0	0.0	0.0	0.0	YES	0
AA-0059716 ..	T&K Holdings						0	0		0	0		0.0	0.0	0.0	0.0	YES	0
AA-0059836 ..	T.R.S. RE LTD						0	0		0	0		0.0	0.0	0.0	0.0	YES	0
AA-0058485 ..	T-Ball Reinsurance Company, Ltd.						0	0		0	0		0.0	0.0	0.0	0.0	YES	0
AA-0057829 ..	The Archibald Reinsurance Company, Ltd.						0	0		0	0		0.0	0.0	0.0	0.0	YES	0
AA-7771043 ..	The Other Guys Reinsurance Company, Inc.						0	0		0	0		0.0	0.0	0.0	0.0	YES	0
AA-0053778 ..	THIRTEEN-TWENTY						0	0		0	0		0.0	0.0	0.0	0.0	YES	0
AA-0057956 ..	THIRTY						0	0		0	0		0.0	0.0	0.0	0.0	YES	0
AA-0056465 ..	TOCANTINS REINS CO						0	0		0	0		0.0	0.0	0.0	0.0	YES	0
AA-0057223 ..	TOWNE AUTO RIC LTD						0	0		0	0		0.0	0.0	0.0	0.0	YES	0
AA-0053682 ..	TPKW REINS CO						0	0		0	0		0.0	0.0	0.0	0.0	YES	0
AA-0056296 ..	Tress P&D Reinsurance, Ltd.						0	0		0	0		0.0	0.0	0.0	0.0	YES	0
AA-3190984 ..	Tricor Re						0	0		0	0		0.0	0.0	0.0	0.0	YES	0
AA-00510173 ..	Triple						0	0		0	0		0.0	0.0	0.0	0.0	YES	0
AA-0056154 ..	TTC II Reinsurance, Limited						0	0		0	0		0.0	0.0	0.0	0.0	YES	0
AA-0053860 ..	TWENTY TWELVE RE LTD						0	0		0	0		0.0	0.0	0.0	0.0	YES	0
AA-0056639 ..	Uno Mas Reinsurance Company, Ltd.						0	0		0	0		0.0	0.0	0.0	0.0	YES	0
AA-0053769 ..	UPP Reinsurance Company, Ltd.						0	0		0	0		0.0	0.0	0.0	0.0	YES	0
AA-0051532 ..	UTTER BROTHER RIC LTD						0	0		0	0		0.0	0.0	0.0	0.0	YES	0
AA-0040209 ..	Valley National Reinsurance Company, Ltd						0	0		0	0		0.0	0.0	0.0	0.0	YES	0
AA-0053843 ..	Vantage National Re						0	0		0	0		0.0	0.0	0.0	0.0	YES	0
AA-6900304 ..	Vehicle Performance Company, Ltd.						0	0		0	0		0.0	0.0	0.0	0.0	YES	0
AA-0052747 ..	VICTORIA						0	0		0	0		0.0	0.0	0.0	0.0	YES	0
AA-0053299 ..	VW VW						0	0		0	0		0.0	0.0	0.0	0.0	YES	0
AA-0054979 ..	WAPENSHAW REINS						0	0		0	0		0.0	0.0	0.0	0.0	YES	0
AA-3614207 ..	WATERSTONE TX VSC LTD						0	0		0	0		0.0	0.0	0.0	0.0	YES	0
AA-0057448 ..	WB ENTERPRISES RE						0	0		0	0		0.0	0.0	0.0	0.0	YES	0
AA-0059528 ..	WCFX RIC CO						0	0		0	0		0.0	0.0	0.0	0.0	YES	0
AA-3774111 ..	Wellington Security International Insurance Co. .						0	0		0	0		0.0	0.0	0.0	0.0	YES	0
AA-0051459 ..	WH-SRCT 3						0	0		0	0		0.0	0.0	0.0	0.0	YES	0
AA-0059941 ..	Winters Way Reinsurance Company, Ltd.						0	0		0	0		0.0	0.0	0.0	0.0	YES	0
AA-7770815 ..	WMC						0	0		0	0		0.0	0.0	0.0	0.0	YES	0
AA-0052707 ..	WIRC-2009 REINSURANCE LTD						0	0		0	0		0.0	0.0	0.0	0.0	YES	0
AA-0052714 ..	WRCMAT-2009 REINSURANCE LTD						0	0		0	0		0.0	0.0	0.0	0.0	YES	0

ANNUAL STATEMENT FOR THE YEAR 2023 OF THE Dealers Assurance Company

SCHEDULE F - PART 3 (Continued)

Ceded Reinsurance as of December 31, Current Year (\$000 Omitted)
(Aging of Ceded Reinsurance)

ID Number From Col. 1	Name of Reinsurer From Col. 3	Reinsurance Recoverable on Paid Losses and Paid Loss Adjustment Expenses							44 Total Recoverable on Paid Losses & LAE Amounts in Dispute Included in Col. 43	45 Recoverable on Paid Losses & LAE Over 90 Days Past Due Amounts in Dispute Included in Cols. 40 & 41	46 Total Recoverable on Paid Losses & LAE Amounts Not in Dispute (Cols 43-44)	47 Recoverable on Paid Losses & LAE Over 90 Days Past Due Amounts Not in Dispute (Cols. 40 + 41 - 45)	48 Amounts Received Prior 90 Days	49 Percentage Overdue Col. 42/Col. 43	50 Percentage of Amounts More Than 90 Days Overdue Not in Dispute (Col. 47/(Cols. 46+48))	51 Percentage More Than 120 Days Overdue (Col. 41/ Col. 43)	52 Is the Amount in Col. 50 Less Than 20%? (Yes or No)	53 Amounts in Col. 47 for Reinsurers with Values Less Than 20% in Col. 50	
		37 Current	Overdue					43 Total Due Cols. 37+42 (In total should equal Cols. 7+8)											
			38 1 - 29 Days	39 30 - 90 Days	40 91 - 120 Days	41 Over 120 Days	42 Total Overdue Cols. 38+39 +40+41												
AA-0053729 ..	WRP-3 REINS CO00000.00.00.00.0YES.....0
AA-0052368 ..	Wlysup00000.00.00.00.0YES.....0
AA-0054278 ..	Y2K00000.00.00.00.0YES.....0
AA-7771868 ..	YELLOWSTONE REINSURANCE COMPANY INC00000.00.00.00.0YES.....0
AA-7771176 ..	Young Automotive Group Reinsurance Company, Ltd.00000.00.00.00.0YES.....0
2699999. Total Unauthorized - Other Non-U.S. Insurers		0	0	0	0	0	0	0	0	0	0	0	0	0.0	0.0	0.0	0.0	XXX	0
2899999. Total Unauthorized Excluding Protected Cells (Sum of 2299999, 2399999, 2499999, 2599999 and 2699999)		0	0	0	0	0	0	0	0	0	0	0	0	0.0	0.0	0.0	0.0	XXX	0
3299999. Total Certified - Affiliates - U.S. Non-Pool		0	0	0	0	0	0	0	0	0	0	0	0	0.0	0.0	0.0	0.0	XXX	0
3599999. Total Certified - Affiliates - Other (Non-U.S.)		0	0	0	0	0	0	0	0	0	0	0	0	0.0	0.0	0.0	0.0	XXX	0
3699999. Total Certified - Affiliates		0	0	0	0	0	0	0	0	0	0	0	0	0.0	0.0	0.0	0.0	XXX	0
4299999. Total Certified Excluding Protected Cells (Sum of 3699999, 3799999, 3899999, 3999999 and 4099999)		0	0	0	0	0	0	0	0	0	0	0	0	0.0	0.0	0.0	0.0	XXX	0
4699999. Total Reciprocal Jurisdiction - Affiliates - U.S. Non-Pool		0	0	0	0	0	0	0	0	0	0	0	0	0.0	0.0	0.0	0.0	XXX	0
4999999. Total Reciprocal Jurisdiction - Affiliates - Other (Non-U.S.)		0	0	0	0	0	0	0	0	0	0	0	0	0.0	0.0	0.0	0.0	XXX	0
5099999. Total Reciprocal Jurisdiction - Affiliates		0	0	0	0	0	0	0	0	0	0	0	0	0.0	0.0	0.0	0.0	XXX	0
5699999. Total Reciprocal Jurisdiction Excluding Protected Cells (Sum of 5099999, 5199999, 5299999, 5399999 and 5499999)		0	0	0	0	0	0	0	0	0	0	0	0	0.0	0.0	0.0	0.0	XXX	0
5799999. Total Authorized, Unauthorized, Reciprocal Jurisdiction and Certified Excluding Protected Cells (Sum of 1499999, 2899999, 4299999 and 5699999)		0	0	0	0	0	0	0	0	0	0	0	0	0.0	0.0	0.0	0.0	XXX	0
5899999. Total Protected Cells (Sum of 1399999, 2799999, 4199999 and 5599999)		0	0	0	0	0	0	0	0	0	0	0	0	0.0	0.0	0.0	0.0	XXX	0
9999999 Totals		0	0	0	0	0	0	0	0	0	0	0	0	0.0	0.0	0.0	0.0	XXX	0

ANNUAL STATEMENT FOR THE YEAR 2023 OF THE Dealers Assurance Company

SCHEDULE F - PART 3 (Continued)

Ceded Reinsurance as of December 31, Current Year (\$000 Omitted)

(Provision for Reinsurance for Certified Reinsurers)

ID Number From Col. 1	Name of Reinsurer From Col. 3	Provision for Certified Reinsurance														Complete if Col. 52 = "No"; Otherwise Enter 0			69 Provision for Overdue Reinsurance Ceded to Certified Reinsurers (Greater of [Col. 62 + Col. 65] or Col.68; not to Exceed Col. 63)
		54	55	56	57	58	59	60	61	62	63	64	65	66	67	68			
		Certified Reinsurer Rating (1 through 6)	Effective Date of Certified Reinsurer Rating	Percent Collateral Required for Full Credit (0% through 100%)	Catastrophe Recoverables Qualifying for Collateral Deferral	Net Recoverables Subject to Collateral Requirements for Full Credit (Col. 19 - Col. 57)	Dollar Amount of Collateral Required (Col. 56 * Col. 58)	Percent of Collateral Provided for Net Recoverables Subject to Collateral Requirements ([Col. 20 + Col. 21 + Col. 22 + Col. 24] / Col. 58)	Percent Credit Allowed on Net Recoverables Subject to Collateral Requirements (Col. 60 / Col. 56, not to exceed 100%)	20% of Recoverable on Paid Losses & LAE Over 90 Days Past Due Amounts in Dispute (Col. 45 * 20%)	Amount of Credit Allowed for Net Recoverables (Col. 57 + [Col. 58 * Col. 61])	Provision for Reinsurance with Certified Reinsurers Due to Collateral Deficiency (Col. 19 - Col. 63)	20% of Recoverable on Paid Losses & LAE Over 90 Days Past Due Amounts Not in Dispute (Col. 47 * 20%)	Total Collateral Provided (Col. 20 + Col. 21 + Col. 22 + Col. 24, not to Exceed Col. 63)	Net Unsecured Recoverable for Which Credit is Allowed (Col. 63 - Col. 66)	20% of Amount in Col. 67			
0499999. Total Authorized - Affiliates - U.S. Non-Pool			XXX	XXX	XXX	XXX	XXX	XXX	XXX	XXX	XXX	XXX	XXX	XXX	XXX	XXX	XXX		
0799999. Total Authorized - Affiliates - Other (Non-U.S.)			XXX	XXX	XXX	XXX	XXX	XXX	XXX	XXX	XXX	XXX	XXX	XXX	XXX	XXX	XXX		
0899999. Total Authorized - Affiliates			XXX	XXX	XXX	XXX	XXX	XXX	XXX	XXX	XXX	XXX	XXX	XXX	XXX	XXX	XXX		
59-1673015 ..	Bankers Insurance Co.	XXX	XXX	XXX	XXX	XXX	XXX	XXX	XXX	XXX	XXX	XXX	XXX	XXX	XXX	XXX	XXX		
43-1754760 ..	Lyndon Southern Ins Co	XXX	XXX	XXX	XXX	XXX	XXX	XXX	XXX	XXX	XXX	XXX	XXX	XXX	XXX	XXX	XXX		
0999999. Total Authorized - Other U.S. Unaffiliated Insurers			XXX	XXX	XXX	XXX	XXX	XXX	XXX	XXX	XXX	XXX	XXX	XXX	XXX	XXX	XXX		
1499999. Total Authorized Excluding Protected Cells (Sum of 0899999, 0999999, 1099999, 1199999 and 1299999)			XXX	XXX	XXX	XXX	XXX	XXX	XXX	XXX	XXX	XXX	XXX	XXX	XXX	XXX	XXX		
1899999. Total Unauthorized - Affiliates - U.S. Non-Pool			XXX	XXX	XXX	XXX	XXX	XXX	XXX	XXX	XXX	XXX	XXX	XXX	XXX	XXX	XXX		
AA-0052149 ..	American Colonial Reinsurance Company, LTD.	XXX	XXX	XXX	XXX	XXX	XXX	XXX	XXX	XXX	XXX	XXX	XXX	XXX	XXX	XXX	XXX		
AA-0054388 ..	Three Diamonds Reinsurance Co Ltd	XXX	XXX	XXX	XXX	XXX	XXX	XXX	XXX	XXX	XXX	XXX	XXX	XXX	XXX	XXX	XXX		
AA-0052072 ..	Innovative Aftermarket Insurance, LTD	XXX	XXX	XXX	XXX	XXX	XXX	XXX	XXX	XXX	XXX	XXX	XXX	XXX	XXX	XXX	XXX		
2099999. Total Unauthorized - Affiliates - Other (Non-U.S.) - Other			XXX	XXX	XXX	XXX	XXX	XXX	XXX	XXX	XXX	XXX	XXX	XXX	XXX	XXX	XXX		
2199999. Total Unauthorized - Affiliates - Other (Non-U.S.)			XXX	XXX	XXX	XXX	XXX	XXX	XXX	XXX	XXX	XXX	XXX	XXX	XXX	XXX	XXX		
2299999. Total Unauthorized - Affiliates			XXX	XXX	XXX	XXX	XXX	XXX	XXX	XXX	XXX	XXX	XXX	XXX	XXX	XXX	XXX		
81-0680054 ..	Allied Guaranty Insurance Company	XXX	XXX	XXX	XXX	XXX	XXX	XXX	XXX	XXX	XXX	XXX	XXX	XXX	XXX	XXX	XXX		
82-4219627 ..	UNITED STATES DEALER RIC CO	XXX	XXX	XXX	XXX	XXX	XXX	XXX	XXX	XXX	XXX	XXX	XXX	XXX	XXX	XXX	XXX		
26-3683841 ..	VSC RE Company	XXX	XXX	XXX	XXX	XXX	XXX	XXX	XXX	XXX	XXX	XXX	XXX	XXX	XXX	XXX	XXX		
2399999. Total Unauthorized - Other U.S. Unaffiliated Insurers			XXX	XXX	XXX	XXX	XXX	XXX	XXX	XXX	XXX	XXX	XXX	XXX	XXX	XXX	XXX		
AA-0058117 ..	118 Chevy Reinsurance Company, Ltd.	XXX	XXX	XXX	XXX	XXX	XXX	XXX	XXX	XXX	XXX	XXX	XXX	XXX	XXX	XXX	XXX		
AA-0058118 ..	118 SOS Reins CO LTD	XXX	XXX	XXX	XXX	XXX	XXX	XXX	XXX	XXX	XXX	XXX	XXX	XXX	XXX	XXX	XXX		
AA-0057923 ..	3TG	XXX	XXX	XXX	XXX	XXX	XXX	XXX	XXX	XXX	XXX	XXX	XXX	XXX	XXX	XXX	XXX		
AA-00510170 ..	4 Rocking Girls Reins LTD	XXX	XXX	XXX	XXX	XXX	XXX	XXX	XXX	XXX	XXX	XXX	XXX	XXX	XXX	XXX	XXX		
AA-0055138 ..	42 TIGER RIC LTD	XXX	XXX	XXX	XXX	XXX	XXX	XXX	XXX	XXX	XXX	XXX	XXX	XXX	XXX	XXX	XXX		
AA-0052989 ..	4Spoke	XXX	XXX	XXX	XXX	XXX	XXX	XXX	XXX	XXX	XXX	XXX	XXX	XXX	XXX	XXX	XXX		
AA-0058290 ..	922 Reinsurance Company, Ltd.	XXX	XXX	XXX	XXX	XXX	XXX	XXX	XXX	XXX	XXX	XXX	XXX	XXX	XXX	XXX	XXX		
AA-0054516 ..	A and H Insurance Co Ltd	XXX	XXX	XXX	XXX	XXX	XXX	XXX	XXX	XXX	XXX	XXX	XXX	XXX	XXX	XXX	XXX		
AA-0058176 ..	A Ford Able Reinsurance Company, Ltd.	XXX	XXX	XXX	XXX	XXX	XXX	XXX	XXX	XXX	XXX	XXX	XXX	XXX	XXX	XXX	XXX		
AA-7770162 ..	Adar	XXX	XXX	XXX	XXX	XXX	XXX	XXX	XXX	XXX	XXX	XXX	XXX	XXX	XXX	XXX	XXX		
AA-7771670 ..	Adar 2	XXX	XXX	XXX	XXX	XXX	XXX	XXX	XXX	XXX	XXX	XXX	XXX	XXX	XXX	XXX	XXX		
AA-0054644 ..	Agnes (SPLIT Car Pros)	XXX	XXX	XXX	XXX	XXX	XXX	XXX	XXX	XXX	XXX	XXX	XXX	XXX	XXX	XXX	XXX		
AA-0055467 ..	AJH REINSURANCE LTD	XXX	XXX	XXX	XXX	XXX	XXX	XXX	XXX	XXX	XXX	XXX	XXX	XXX	XXX	XXX	XXX		
AA-0054507 ..	Alexandria Grey Reinsurance Company, Ltd.	XXX	XXX	XXX	XXX	XXX	XXX	XXX	XXX	XXX	XXX	XXX	XXX	XXX	XXX	XXX	XXX		
AA-0059387 ..	All Roads Reinsurance Company, Ltd.	XXX	XXX	XXX	XXX	XXX	XXX	XXX	XXX	XXX	XXX	XXX	XXX	XXX	XXX	XXX	XXX		
AA-0053877 ..	All Star Reinsurance Company, Ltd.	XXX	XXX	XXX	XXX	XXX	XXX	XXX	XXX	XXX	XXX	XXX	XXX	XXX	XXX	XXX	XXX		
AA-00510489 ..	ALRy	XXX	XXX	XXX	XXX	XXX	XXX	XXX	XXX	XXX	XXX	XXX	XXX	XXX	XXX	XXX	XXX		
AA-0054958 ..	AMAZON REINS	XXX	XXX	XXX	XXX	XXX	XXX	XXX	XXX	XXX	XXX	XXX	XXX	XXX	XXX	XXX	XXX		
AA-0057549 ..	Amycakes II	XXX	XXX	XXX	XXX	XXX	XXX	XXX	XXX	XXX	XXX	XXX	XXX	XXX	XXX	XXX	XXX		
AA-0058078 ..	Anarchy Reinsurance Company, Ltd.	XXX	XXX	XXX	XXX	XXX	XXX	XXX	XXX	XXX	XXX	XXX	XXX	XXX	XXX	XXX	XXX		
AA-0053977 ..	ANG REINS	XXX	XXX	XXX	XXX	XXX	XXX	XXX	XXX	XXX	XXX	XXX	XXX	XXX	XXX	XXX	XXX		
AA-0055261 ..	APA III Reinsurance, Ltd.	XXX	XXX	XXX	XXX	XXX	XXX	XXX	XXX	XXX	XXX	XXX	XXX	XXX	XXX	XXX	XXX		

SCHEDULE F - PART 3 (Continued)

(Provision for Reinsurance for Certified Reinsurers)

[illegible]

SCHEDULE F - PART 3 (Continued)

(Provision for Reinsurance for Certified Reinsurers)

[illegible]

SCHEDULE F - PART 3 (Continued)

(Provision for Reinsurance for Certified Reinsurers)

[illegible]

SCHEDULE F - PART 3 (Continued)

(Provision for Reinsurance for Certified Reinsurers)

[illegible]

SCHEDULE F - PART 3 (Continued)

(Provision for Reinsurance for Certified Reinsurers)

[illegible]

SCHEDULE F - PART 3 (Continued)

(Provision for Reinsurance for Certified Reinsurers)

[illegible]

SCHEDULE F - PART 3 (Continued)

(Provision for Reinsurance for Certified Reinsurers)

Provision for Certified Reinsurance

Ceded Reinsurance as of December 31, Current Year (\$000 Omitted)
(Provision for Reinsurance for Certified Reinsurers)

25.8

SCHEDULE F - PART 3 (Continued)

(Provision for Reinsurance for Certified Reinsurers)

[illegible]

ANNUAL STATEMENT FOR THE YEAR 2023 OF THE Dealers Assurance Company

SCHEDULE F - PART 3 (Continued)

Ceded Reinsurance as of December 31, Current Year (\$000 Omitted)
(Provision for Reinsurance for Certified Reinsurers)

ID Number From Col. 1	Name of Reinsurer From Col. 3	Provision for Certified Reinsurance															
		54 Certified Reinsurer Rating (1 through 6)	55 Effective Date of Certified Reinsurer Rating	56 Percent Collateral Required for Full Credit (0% through 100%)	57 Catastrophe Recoverables Qualifying for Collateral Deferral	58 Net Recoverables Subject to Collateral Requirements for Full Credit (Col. 19 - Col. 57)	59 Dollar Amount of Collateral Required (Col. 56 * Col. 58)	60 Percent of Collateral Provided for Net Recoverables Subject to Collateral Requirements ([Col. 20 + Col. 21 + Col. 22 + Col. 24] / Col. 58)	61 Percent Credit Allowed on Net Recoverables Subject to Collateral Requirements (Col. 60 / Col. 56, not to exceed 100%)	62 20% of Recoverable on Paid Losses & LAE Over 90 Days Past Due Amounts in Dispute (Col. 45 * 20%)	63 Amount of Credit Allowed for Net Recoverables (Col. 57 + [Col. 58 * Col. 61])	64 Provision for Reinsurance with Certified Reinsurers Due to Collateral Deficiency (Col. 19 - Col. 63)	65 20% of Recoverable on Paid Losses & LAE Over 90 Days Past Due Amounts Not in Dispute (Col. 47 * 20%)	Complete if Col. 52 = "No"; Otherwise Enter 0			69 Provision for Overdue Reinsurance Ceded to Certified Reinsurers (Greater of [Col. 62 + Col. 65] or Col.68; not to Exceed Col. 63)
														66 Total Collateral Provided (Col. 20 + Col. 21 + Col. 22 + Col. 24, not to Exceed Col. 63)	67 Net Unsecured Recoverable for Which Credit is Allowed (Col. 63 - Col. 66)	68 20% of Amount in Col. 67	
5799999. Total Authorized, Unauthorized, Reciprocal Jurisdiction and Certified Excluding Protected Cells (Sum of 1499999, 2899999, 4299999 and 5699999)				XXX	0	0	0	XXX	XXX	0	0	0	0	0	0	0	
5899999. Total Protected Cells (Sum of 1399999, 2799999, 4199999 and 5599999)				XXX	0	0	0	XXX	XXX	0	0	0	0	0	0	0	
9999999 Totals				XXX	0	0	0	XXX	XXX	0	0	0	0	0	0	0	

ANNUAL STATEMENT FOR THE YEAR 2023 OF THE Dealers Assurance Company

SCHEDULE F - PART 3 (Continued)

Ceded Reinsurance as of December 31, Current Year (\$000 Omitted)

(Total Provision for Reinsurance)

ID Number From Col. 1	Name of Reinsurer From Col. 3	70 20% of Recoverable on Paid Losses & LAE Over 90 Days past Due Amounts Not in Dispute (Col. 47 * 20%)	Provision for Unauthorized Reinsurance		Provision for Overdue Authorized and Reciprocal Jurisdiction Reinsurance		Total Provision for Reinsurance			
			71	72	73 Complete if Col. 52 = "Yes"; Otherwise Enter 0	74 Complete if Col. 52 = "No"; Otherwise Enter 0	75	76	77	78
			Provision for Reinsurance with Unauthorized Reinsurers Due to Collateral Deficiency (Col. 26)	Provision for Overdue Reinsurance from Unauthorized Reinsurers and Amounts in Dispute (Col. 70 + 20% of the Amount in Col. 16)	20% of Recoverable on Paid Losses & LAE Over 90 Days Past Due Amounts Not in Dispute + 20% of Amounts in Dispute ([Col. 47 * 20%] + [Col. 45 * 20%])	Greater of 20% of Net Recoverable Net of Funds Held & Collateral, or 20% of Recoverable on Paid Losses & LAE Over 90 Days Past Due (Greater of Col. 26 * 20% or Cols. [40 + 41] * 20%)	Provision for Amounts Ceded to Authorized and Reciprocal Jurisdiction Reinsurers (Cols. 73 + 74)	Provision for Amounts Ceded to Unauthorized Reinsurers (Cols. 71 + 72 Not in Excess of Col. 15)	Provision for Amounts Ceded to Certified Reinsurers (Cols. 64 + 69)	Total Provision for Reinsurance (Cols. 75 + 76 + 77)
0499999. Total Authorized - Affiliates - U.S. Non-Pool		0	XXX	XXX	0	0	0	XXX	XXX	0
0799999. Total Authorized - Affiliates - Other (Non-U.S.)		0	XXX	XXX	0	0	0	XXX	XXX	0
0899999. Total Authorized - Affiliates		0	XXX	XXX	0	0	0	XXX	XXX	0
59-1673015 .. Bankers Insurance Co.		0	XXX	XXX	0	0	0	XXX	XXX	0
43-1754760 .. Lyndon Southern Ins Co		0	XXX	XXX	0	0	0	XXX	XXX	0
0999999. Total Authorized - Other U.S. Unaffiliated Insurers		0	XXX	XXX	0	0	0	XXX	XXX	0
1499999. Total Authorized Excluding Protected Cells (Sum of 0899999, 0999999, 1099999, 1199999 and 1299999)		0	XXX	XXX	0	0	0	XXX	XXX	0
1899999. Total Unauthorized - Affiliates - U.S. Non-Pool		0	0	0	XXX	XXX	XXX	0	XXX	0
AA-0052149 .. American Colonial Reinsurance Company, LTD.		0	0	0	XXX	XXX	XXX	0	XXX	0
AA-0054388 .. Three Diamonds Reinsurance Co Ltd		0	0	0	XXX	XXX	XXX	0	XXX	0
AA-0052072 .. Innovative Aftermarket Insurance, LTD		0	0	0	XXX	XXX	XXX	0	XXX	0
2099999. Total Unauthorized - Affiliates - Other (Non-U.S.) - Other		0	0	0	XXX	XXX	XXX	0	XXX	0
2199999. Total Unauthorized - Affiliates - Other (Non-U.S.)		0	0	0	XXX	XXX	XXX	0	XXX	0
2299999. Total Unauthorized - Affiliates		0	0	0	XXX	XXX	XXX	0	XXX	0
81-0680054 .. Allied Guaranty Insurance Company		0	0	0	XXX	XXX	XXX	0	XXX	0
82-4219627 .. UNITED STATES DEALER RIC CO		0	0	0	XXX	XXX	XXX	0	XXX	0
26-3683841 .. VSC RE Company		0	0	0	XXX	XXX	XXX	0	XXX	0
2399999. Total Unauthorized - Other U.S. Unaffiliated Insurers		0	0	0	XXX	XXX	XXX	0	XXX	0
AA-0058117 .. 118 Chevy Reinsurance Company, Ltd.		0	0	0	XXX	XXX	XXX	0	XXX	0
AA-0058118 .. 118 SOS Reins CO LTD		0	0	0	XXX	XXX	XXX	0	XXX	0
AA-0057923 .. 3TG		0	0	0	XXX	XXX	XXX	0	XXX	0
AA-00510170 .. 4 Rocking Girls Reins LTD		0	0	0	XXX	XXX	XXX	0	XXX	0
AA-0055138 .. 42 TIGER RIC LTD		0	0	0	XXX	XXX	XXX	0	XXX	0
AA-0052989 .. 4Spoke		0	0	0	XXX	XXX	XXX	0	XXX	0
AA-0058290 .. 922 Reinsurance Company, Ltd.		0	0	0	XXX	XXX	XXX	0	XXX	0
AA-0054516 .. A and H Insurance Co Ltd		0	0	0	XXX	XXX	XXX	0	XXX	0
AA-0058176 .. A Ford Able Reinsurance Company, Ltd.		0	0	0	XXX	XXX	XXX	0	XXX	0
AA-7770162 .. Adar		0	0	0	XXX	XXX	XXX	0	XXX	0
AA-7771670 .. Adar 2		0	0	0	XXX	XXX	XXX	0	XXX	0
AA-0054644 .. Agnes (SPLIT Car Pros)		0	0	0	XXX	XXX	XXX	0	XXX	0
AA-0055467 .. AJH REINSURANCE LTD		0	0	0	XXX	XXX	XXX	0	XXX	0
AA-0054507 .. Alexandria Grey Reinsurance Company, Ltd.		0	0	0	XXX	XXX	XXX	0	XXX	0
AA-0059387 .. All Roads Reinsurance Company, Ltd.		0	0	0	XXX	XXX	XXX	0	XXX	0
AA-0053877 .. All Star Reinsurance Company, Ltd.		0	0	0	XXX	XXX	XXX	0	XXX	0
AA-00510489 .. ALRy		0	0	0	XXX	XXX	XXX	0	XXX	0
AA-0054958 .. AMAZON REINS		0	0	0	XXX	XXX	XXX	0	XXX	0
AA-0057549 .. Amycakes II		0	0	0	XXX	XXX	XXX	0	XXX	0
AA-0058078 .. Anarchy Reinsurance Company, Ltd.		0	0	0	XXX	XXX	XXX	0	XXX	0
AA-0053977 .. ANG REINS		0	0	0	XXX	XXX	XXX	0	XXX	0

ANNUAL STATEMENT FOR THE YEAR 2023 OF THE Dealers Assurance Company

SCHEDULE F - PART 3 (Continued)

Ceded Reinsurance as of December 31, Current Year (\$000 Omitted)
(Total Provision for Reinsurance)

ID Number From Col. 1	Name of Reinsurer From Col. 3	70 20% of Recoverable on Paid Losses & LAE Over 90 Days past Due Amounts Not in Dispute (Col. 47 * 20%)	Provision for Unauthorized Reinsurance		Provision for Overdue Authorized and Reciprocal Jurisdiction Reinsurance		Total Provision for Reinsurance			
			71	72	73	74	75	76	77	78
			Provision for Reinsurance with Unauthorized Reinsurers Due to Collateral Deficiency (Col. 26)	Provision for Overdue Reinsurance from Unauthorized Reinsurers and Amounts in Dispute (Col. 70 + 20% of the Amount in Col. 16)	Complete if Col. 52 = "Yes"; Otherwise Enter 0 20% of Recoverable on Paid Losses & LAE Over 90 Days Past Due Amounts Not in Dispute + 20% of Amounts in Dispute ((Col. 47 * 20%) + [Col. 45 * 20%])	Complete if Col. 52 = "No"; Otherwise Enter 0 Greater of 20% of Net Recoverable Net of Funds Held & Collateral, or 20% of Recoverable on Paid Losses & LAE Over 90 Days Past Due (Greater of Col. 26 * 20% or Cols. [40 + 41] * 20%)	Provision for Amounts Ceded to Authorized and Reciprocal Jurisdiction Reinsurers (Cols. 73 + 74)	Provision for Amounts Ceded to Unauthorized Reinsurers (Cols. 71 + 72 Not in Excess of Col. 15)	Provision for Amounts Ceded to Certified Reinsurers (Cols. 64 + 69)	Total Provision for Reinsurance (Cols. 75 + 76 + 77)
AA-0055261 ..	APA III Reinsurance, Ltd.	0	0	0	XXX	XXX	XXX	0	XXX	0
AA-3190859 ..	ARIA REINSURANCE	0	0	0	XXX	XXX	XXX	0	XXX	0
AA-0051583 ..	ARKLATEX	0	0	0	XXX	XXX	XXX	0	XXX	0
AA-7770909 ..	Arrowhead III	0	0	0	XXX	XXX	XXX	0	XXX	0
AA-0056614 ..	Askins Reinsurance Company, Ltd.	0	0	0	XXX	XXX	XXX	0	XXX	0
AA-7771516 ..	AUC 2	0	0	0	XXX	XXX	XXX	0	XXX	0
AA-0053533 ..	AUTO BLOOE RIC LTD	0	0	0	XXX	XXX	XXX	0	XXX	0
AA-0057713 ..	Auto Shield Texas Reinsurance Company, Ltd.	0	0	0	XXX	XXX	XXX	0	XXX	0
AA-0054661 ..	AUTO-TEX I REINS	0	0	0	XXX	XXX	XXX	0	XXX	0
AA-0054662 ..	AUTO-TEX II REINS	0	0	0	XXX	XXX	XXX	0	XXX	0
AA-0054186 ..	AUTO-TEX REINS	0	0	0	XXX	XXX	XXX	0	XXX	0
AA-0058284 ..	Awesome Warranties Reinsurance Company, Ltd.	0	0	0	XXX	XXX	XXX	0	XXX	0
AA-0051714 ..	BARHAM GROUP REINSURANCE	0	0	0	XXX	XXX	XXX	0	XXX	0
AA-0059262 ..	Bazi Corporation Reinsurance Company, Ltd.	0	0	0	XXX	XXX	XXX	0	XXX	0
AA-6900146 ..	BBD REINS	0	0	0	XXX	XXX	XXX	0	XXX	0
AA-7770011 ..	BEAST MODE RIC LTD	0	0	0	XXX	XXX	XXX	0	XXX	0
AA-0052777 ..	Beaumont Reinsurance Co Ltd	0	0	0	XXX	XXX	XXX	0	XXX	0
AA-0055574 ..	Bedford	0	0	0	XXX	XXX	XXX	0	XXX	0
AA-7770777 ..	BEG Reinsurance Company Inc.	0	0	0	XXX	XXX	XXX	0	XXX	0
AA-0053798 ..	Ben Mark & Co. Reinsurance Company, Ltd.	0	0	0	XXX	XXX	XXX	0	XXX	0
AA-0056616 ..	Bernica	0	0	0	XXX	XXX	XXX	0	XXX	0
AA-0051071 ..	Bewrite	0	0	0	XXX	XXX	XXX	0	XXX	0
AA-0057475 ..	BFJ RIC LTD	0	0	0	XXX	XXX	XXX	0	XXX	0
AA-3190967 ..	BIG RED REINSURANCE, LTD.	0	0	0	XXX	XXX	XXX	0	XXX	0
AA-0057152 ..	Big Sarasota Pass Reinsurance Company, Ltd.	0	0	0	XXX	XXX	XXX	0	XXX	0
AA-0057793 ..	BKRADO40	0	0	0	XXX	XXX	XXX	0	XXX	0
AA-0053278 ..	BLC Reinsurance Co., Ltd.	0	0	0	XXX	XXX	XXX	0	XXX	0
AA-0051557 ..	BLUE MOON REINSURANCE LTD	0	0	0	XXX	XXX	XXX	0	XXX	0
AA-0055535 ..	BMR-2013 REINSURANCE, LTD.	0	0	0	XXX	XXX	XXX	0	XXX	0
AA-0059273 ..	Bork	0	0	0	XXX	XXX	XXX	0	XXX	0
AA-0051261 ..	Boyland Group	0	0	0	XXX	XXX	XXX	0	XXX	0
AA-3614126 ..	Brent Brown Reinsurance Company, Inc.	0	0	0	XXX	XXX	XXX	0	XXX	0
AA-0057225 ..	Broken Arrow Reinsurance Co., Ltd.	0	0	0	XXX	XXX	XXX	0	XXX	0
AA-0057226 ..	Broken Bow Reinsurance Co., Ltd.	0	0	0	XXX	XXX	XXX	0	XXX	0
AA-0052438 ..	Brookmont Insurance Company, Ltd	0	0	0	XXX	XXX	XXX	0	XXX	0
AA-0053914 ..	Buccaneer Reinsurance Company Ltd	0	0	0	XXX	XXX	XXX	0	XXX	0
AA-0056638 ..	Buckshots (Kendall)	0	0	0	XXX	XXX	XXX	0	XXX	0
AA-0056344 ..	BW Reinsurance Company, Ltd.	0	0	0	XXX	XXX	XXX	0	XXX	0
AA-0052056 ..	Cabo Reinsurance Co Ltd	0	0	0	XXX	XXX	XXX	0	XXX	0
AA-0059151 ..	CAMP BOWIE REINS	0	0	0	XXX	XXX	XXX	0	XXX	0
AA-0057676 ..	Candiotta II	0	0	0	XXX	XXX	XXX	0	XXX	0

ANNUAL STATEMENT FOR THE YEAR 2023 OF THE Dealers Assurance Company

SCHEDULE F - PART 3 (Continued)

Ceded Reinsurance as of December 31, Current Year (\$000 Omitted)

(Total Provision for Reinsurance)

ID Number From Col. 1	Name of Reinsurer From Col. 3	70 20% of Recoverable on Paid Losses & LAE Over 90 Days past Due Amounts Not in Dispute (Col. 47 * 20%)	Provision for Unauthorized Reinsurance		Provision for Overdue Authorized and Reciprocal Jurisdiction Reinsurance		Total Provision for Reinsurance			
			71	72	73	74	75	76	77	78
			Provision for Reinsurance with Unauthorized Reinsurers Due to Collateral Deficiency (Col. 26)	Provision for Overdue Reinsurance from Unauthorized Reinsurers and Amounts in Dispute (Col. 70 + 20% of the Amount in Col. 16)	Complete if Col. 52 = "Yes"; Otherwise Enter 0 20% of Recoverable on Paid Losses & LAE Over 90 Days Past Due Amounts Not in Dispute + 20% of Amounts in Dispute ((Col. 47 * 20%) + [Col. 45 * 20%])	Complete if Col. 52 = "No"; Otherwise Enter 0 Greater of 20% of Net Recoverable Net of Funds Held & Collateral, or 20% of Recoverable on Paid Losses & LAE Over 90 Days Past Due (Greater of Col. 26 * 20% or Cols. [40 + 41] * 20%)	Provision for Amounts Ceded to Authorized and Reciprocal Jurisdiction Reinsurers (Cols. 73 + 74)	Provision for Amounts Ceded to Unauthorized Reinsurers (Cols. 71 + 72 Not in Excess of Col. 15)	Provision for Amounts Ceded to Certified Reinsurers (Cols. 64 + 69)	Total Provision for Reinsurance (Cols. 75 + 76 + 77)
AA-0059040 ..	CAP Auto Reinsurance Company, Ltd.	0	0	0	XXX	XXX	XXX	0	XXX	0
AA-0055135 ..	CAPFAM RE LTD	0	0	0	XXX	XXX	XXX	0	XXX	0
AA-0054860 ..	CDM RE LTD	0	0	0	XXX	XXX	XXX	0	XXX	0
AA-0056519 ..	CDP RE	0	0	0	XXX	XXX	XXX	0	XXX	0
AA-7772053 ..	CFNICKBRI Reins Co Inc	0	0	0	XXX	XXX	XXX	0	XXX	0
AA-7772052 ..	CFRAYBRI Reins Co Inc	0	0	0	XXX	XXX	XXX	0	XXX	0
AA-0053297 ..	CFT Re	0	0	0	XXX	XXX	XXX	0	XXX	0
AA-0059649 ..	CGW	0	0	0	XXX	XXX	XXX	0	XXX	0
AA-0053661 ..	CHAPS REINS CO	0	0	0	XXX	XXX	XXX	0	XXX	0
AA-0052396 ..	CHEVALIER-ORRDLR REINS	0	0	0	XXX	XXX	XXX	0	XXX	0
AA-0052068 ..	CHOPPER REINSURANCE	0	0	0	XXX	XXX	XXX	0	XXX	0
AA-0054875 ..	Christensen 3	0	0	0	XXX	XXX	XXX	0	XXX	0
AA-00510508 ..	Circle R Holdings Product Co	0	0	0	XXX	XXX	XXX	0	XXX	0
AA-0057227 ..	Circle T Reinsurance Co., Ltd.	0	0	0	XXX	XXX	XXX	0	XXX	0
AA-0058261 ..	CJB REINSURANCE, LTD	0	0	0	XXX	XXX	XXX	0	XXX	0
AA-0053225 ..	Claremont Capital Reinsurance, Ltd	0	0	0	XXX	XXX	XXX	0	XXX	0
AA-0056335 ..	Clayton Marketing	0	0	0	XXX	XXX	XXX	0	XXX	0
AA-0059223 ..	Closest to the Dealership Reinsurance Company, Inc	0	0	0	XXX	XXX	XXX	0	XXX	0
AA-0055932 ..	CMFR Reinsurance Ltd	0	0	0	XXX	XXX	XXX	0	XXX	0
AA-0056913 ..	CNET Reinsurance Company, Ltd.	0	0	0	XXX	XXX	XXX	0	XXX	0
AA-0052742 ..	Coalition Reinsurance Co Ltd	0	0	0	XXX	XXX	XXX	0	XXX	0
AA-0056821 ..	Coastal Empire Reinsurance Co Ltd	0	0	0	XXX	XXX	XXX	0	XXX	0
AA-0059935 ..	Coconut Bayou Reinsurance Company, Ltd.	0	0	0	XXX	XXX	XXX	0	XXX	0
AA-0057828 ..	Colozzi Reinsurance Company, Ltd.	0	0	0	XXX	XXX	XXX	0	XXX	0
AA-0057619 ..	Commercial Reinsurance Company, Ltd.	0	0	0	XXX	XXX	XXX	0	XXX	0
AA-0055077 ..	Committed Reinsurance	0	0	0	XXX	XXX	XXX	0	XXX	0
AA-0057153 ..	Compass Rose Reinsurance Company, Ltd.	0	0	0	XXX	XXX	XXX	0	XXX	0
AA-0057999 ..	Continental Motors	0	0	0	XXX	XXX	XXX	0	XXX	0
AA-0053597 ..	Cornered	0	0	0	XXX	XXX	XXX	0	XXX	0
AA-0059388 ..	Credence Reinsurance Company, Ltd.	0	0	0	XXX	XXX	XXX	0	XXX	0
AA-0055995 ..	CSCI Reinsurance Co, Ltd.	0	0	0	XXX	XXX	XXX	0	XXX	0
AA-7771891 ..	D&J	0	0	0	XXX	XXX	XXX	0	XXX	0
AA-0052029 ..	D.C.E.B	0	0	0	XXX	XXX	XXX	0	XXX	0
AA-0057739 ..	Dahl Automotive Reinsurance Limited	0	0	0	XXX	XXX	XXX	0	XXX	0
AA-0056961 ..	Danielle Chase Reinsurance Company, Ltd.	0	0	0	XXX	XXX	XXX	0	XXX	0
AA-0054856 ..	Dantam	0	0	0	XXX	XXX	XXX	0	XXX	0
AA-0052670 ..	Davenport Capitol Reinsurance Co Ltd	0	0	0	XXX	XXX	XXX	0	XXX	0
AA-0052136 ..	David H. Edwards Reinsurance Company, Ltd	0	0	0	XXX	XXX	XXX	0	XXX	0
AA-0053775 ..	David Niello	0	0	0	XXX	XXX	XXX	0	XXX	0
AA-0053293 ..	Daylay	0	0	0	XXX	XXX	XXX	0	XXX	0
AA-0050198 ..	DBG	0	0	0	XXX	XXX	XXX	0	XXX	0

ANNUAL STATEMENT FOR THE YEAR 2023 OF THE Dealers Assurance Company

SCHEDULE F - PART 3 (Continued)

Ceded Reinsurance as of December 31, Current Year (\$000 Omitted)
(Total Provision for Reinsurance)

ID Number From Col. 1	Name of Reinsurer From Col. 3	70 20% of Recoverable on Paid Losses & LAE Over 90 Days past Due Amounts Not in Dispute (Col. 47 * 20%)	Provision for Unauthorized Reinsurance		Provision for Overdue Authorized and Reciprocal Jurisdiction Reinsurance		Total Provision for Reinsurance			
			71	72	73	74	75	76	77	78
			Provision for Reinsurance with Unauthorized Reinsurers Due to Collateral Deficiency (Col. 26)	Provision for Overdue Reinsurance from Unauthorized Reinsurers and Amounts in Dispute (Col. 70 + 20% of the Amount in Col. 16)	Complete if Col. 52 = "Yes"; Otherwise Enter 0 20% of Recoverable on Paid Losses & LAE Over 90 Days Past Due Amounts Not in Dispute + 20% of Amounts in Dispute ((Col. 47 * 20%) + [Col. 45 * 20%])	Complete if Col. 52 = "No"; Otherwise Enter 0 Greater of 20% of Net Recoverable Net of Funds Held & Collateral, or 20% of Recoverable on Paid Losses & LAE Over 90 Days Past Due (Greater of Col. 26 * 20% or Cols. [40 + 41] * 20%)	Provision for Amounts Ceded to Authorized and Reciprocal Jurisdiction Reinsurers (Cols. 73 + 74)	Provision for Amounts Ceded to Unauthorized Reinsurers (Cols. 71 + 72 Not in Excess of Col. 15)	Provision for Amounts Ceded to Certified Reinsurers (Cols. 64 + 69)	Total Provision for Reinsurance (Cols. 75 + 76 + 77)
AA-7770775 ..	DCK Automotive Holdings Reinsurance Company Inc.	0	0	0	XXX	XXX	XXX	0	XXX	0
AA-00510540 ..	De Martini Re	0	0	0	XXX	XXX	XXX	0	XXX	0
AA-0053540 ..	Deacon1 Reinsurance Company Ltd	0	0	0	XXX	XXX	XXX	0	XXX	0
AA-0053547 ..	Deacon2 Reinsurance Company Ltd	0	0	0	XXX	XXX	XXX	0	XXX	0
AA-0055589 ..	Deacon3 Reinsurance Company, Ltd.	0	0	0	XXX	XXX	XXX	0	XXX	0
AA-0059272 ..	DEL	0	0	0	XXX	XXX	XXX	0	XXX	0
AA-0056076 ..	Deschutes (Kendall)	0	0	0	XXX	XXX	XXX	0	XXX	0
AA-7770776 ..	DFV Reinsurance Company, Inc.	0	0	0	XXX	XXX	XXX	0	XXX	0
AA-7771045 ..	DHCH Reinsurance Company, Inc.	0	0	0	XXX	XXX	XXX	0	XXX	0
AA-0057719 ..	Diesel Investments Reinsurance Company, Ltd.	0	0	0	XXX	XXX	XXX	0	XXX	0
AA-0054035 ..	Dins-Zeven	0	0	0	XXX	XXX	XXX	0	XXX	0
AA-0057996 ..	Diverse Offerings Reinsurance, Ltd.	0	0	0	XXX	XXX	XXX	0	XXX	0
AA-0055576 ..	DJRR	0	0	0	XXX	XXX	XXX	0	XXX	0
AA-0059569 ..	DK BLACKSMITH RE LTD	0	0	0	XXX	XXX	XXX	0	XXX	0
AA-00510292 ..	DK Lee	0	0	0	XXX	XXX	XXX	0	XXX	0
AA-0057986 ..	Dos Metro	0	0	0	XXX	XXX	XXX	0	XXX	0
AA-0057987 ..	Dos Roadrunner	0	0	0	XXX	XXX	XXX	0	XXX	0
AA-0058944 ..	Double Down Reinsurance Company, Ltd.	0	0	0	XXX	XXX	XXX	0	XXX	0
AA-0053005 ..	DRAM Assured Reinsurance Limited	0	0	0	XXX	XXX	XXX	0	XXX	0
AA-0058058 ..	Dream Reinsurance Company, Ltd.	0	0	0	XXX	XXX	XXX	0	XXX	0
AA-0056346 ..	Drive Away Confident Reinsurance Co., Ltd.	0	0	0	XXX	XXX	XXX	0	XXX	0
AA-00510426 ..	Drive Care Reinsurance Company, Ltd.	0	0	0	XXX	XXX	XXX	0	XXX	0
AA-7771683 ..	DSC REINSURANCE COMPANY, INC	0	0	0	XXX	XXX	XXX	0	XXX	0
AA-0051917 ..	Duck Dudes (Kendall)	0	0	0	XXX	XXX	XXX	0	XXX	0
AA-0057338 ..	DUFFY VIC	0	0	0	XXX	XXX	XXX	0	XXX	0
AA-0059688 ..	DWS Reinsurance Company, Ltd.	0	0	0	XXX	XXX	XXX	0	XXX	0
AA-0057129 ..	EHA Autoguard Reinsurance Limited	0	0	0	XXX	XXX	XXX	0	XXX	0
AA-0054996 ..	EJB REINS	0	0	0	XXX	XXX	XXX	0	XXX	0
AA-3191381 ..	EMERALD BAY RE LTD, SPC	0	0	0	XXX	XXX	XXX	0	XXX	0
AA-0055724 ..	ET Renisurance Co	0	0	0	XXX	XXX	XXX	0	XXX	0
AA-0059656 ..	Exclusive Reinsurance Company, Ltd.	0	0	0	XXX	XXX	XXX	0	XXX	0
AA-00510202 ..	FAM	0	0	0	XXX	XXX	XXX	0	XXX	0
AA-0059482 ..	FERRIS RIC LTD	0	0	0	XXX	XXX	XXX	0	XXX	0
AA-00510095 ..	Finger Lakes Re 2.0	0	0	0	XXX	XXX	XXX	0	XXX	0
AA-7770332 ..	FIRST COUSINS RIC LTD	0	0	0	XXX	XXX	XXX	0	XXX	0
AA-0051612 ..	Five Star I Reinsurance Company LTD	0	0	0	XXX	XXX	XXX	0	XXX	0
AA-0051613 ..	Five Star II Reinsurance Company LTD	0	0	0	XXX	XXX	XXX	0	XXX	0
AA-0051611 ..	Five Star III Reinsurance Company LTD	0	0	0	XXX	XXX	XXX	0	XXX	0
AA-0058504 ..	FNA Holdings Reinsurance Company, Ltd.	0	0	0	XXX	XXX	XXX	0	XXX	0
AA-0055249 ..	FTAK	0	0	0	XXX	XXX	XXX	0	XXX	0
AA-0057439 ..	Fun Funds Reinsurance Company, Ltd.	0	0	0	XXX	XXX	XXX	0	XXX	0

ANNUAL STATEMENT FOR THE YEAR 2023 OF THE Dealers Assurance Company

SCHEDULE F - PART 3 (Continued)

Ceded Reinsurance as of December 31, Current Year (\$000 Omitted)
(Total Provision for Reinsurance)

ID Number From Col. 1	Name of Reinsurer From Col. 3	70 20% of Recoverable on Paid Losses & LAE Over 90 Days past Due Amounts Not in Dispute (Col. 47 * 20%)	Provision for Unauthorized Reinsurance		Provision for Overdue Authorized and Reciprocal Jurisdiction Reinsurance		Total Provision for Reinsurance			
			71	72	73	74	75	76	77	78
			Provision for Reinsurance with Unauthorized Reinsurers Due to Collateral Deficiency (Col. 26)	Provision for Overdue Reinsurance from Unauthorized Reinsurers and Amounts in Dispute (Col. 70 + 20% of the Amount in Col. 16)	Complete if Col. 52 = "Yes"; Otherwise Enter 0 20% of Recoverable on Paid Losses & LAE Over 90 Days Past Due Amounts Not in Dispute + 20% of Amounts in Dispute ([Col. 47 * 20%] + [Col. 45 * 20%])	Complete if Col. 52 = "No"; Otherwise Enter 0 Greater of 20% of Net Recoverable Net of Funds Held & Collateral, or 20% of Recoverable on Paid Losses & LAE Over 90 Days Past Due (Greater of Col. 26 * 20% or Cols. [40 + 41] * 20%)	Provision for Amounts Ceded to Authorized and Reciprocal Jurisdiction Reinsurers (Cols. 73 + 74)	Provision for Amounts Ceded to Unauthorized Reinsurers (Cols. 71 + 72 Not in Excess of Col. 15)	Provision for Amounts Ceded to Certified Reinsurers (Cols. 64 + 69)	Total Provision for Reinsurance (Cols. 75 + 76 + 77)
AA-7771139 ..	G10 Forward Reinsurance Company, Inc.	0	0	0	XXX	XXX	XXX	0	XXX	0
AA-7771170 ..	G4 Forward Reinsurance Company, Ltd.	0	0	0	XXX	XXX	XXX	0	XXX	0
AA-7771171 ..	G5 Forward Reinsurance Company, Ltd.	0	0	0	XXX	XXX	XXX	0	XXX	0
AA-7771172 ..	G6 Forward Reinsurance Company, Ltd.	0	0	0	XXX	XXX	XXX	0	XXX	0
AA-7771173 ..	G7 Forward Reinsurance Company, Ltd.	0	0	0	XXX	XXX	XXX	0	XXX	0
AA-7771169 ..	G8 Forward Reinsurance Company, Ltd.	0	0	0	XXX	XXX	XXX	0	XXX	0
AA-0056787 ..	G9 Forward Reinsurance Company, Ltd.	0	0	0	XXX	XXX	XXX	0	XXX	0
AA-0058065 ..	GACDJ Re	0	0	0	XXX	XXX	XXX	0	XXX	0
AA-0054981 ..	GALACTICA REINS	0	0	0	XXX	XXX	XXX	0	XXX	0
AA-0055984 ..	GENESIS REINS	0	0	0	XXX	XXX	XXX	0	XXX	0
AA-0054112 ..	GEO LIFE INSURANCE CO LTD	0	0	0	XXX	XXX	XXX	0	XXX	0
AA-0051297 ..	Glacier Reinsurance Company, Ltd.	0	0	0	XXX	XXX	XXX	0	XXX	0
AA-0058922 ..	Glassparency Re	0	0	0	XXX	XXX	XXX	0	XXX	0
AA-0058606 ..	Glick Holdings	0	0	0	XXX	XXX	XXX	0	XXX	0
AA-0053223 ..	Global Capital Renisurance Co	0	0	0	XXX	XXX	XXX	0	XXX	0
AA-0057721 ..	Global Protection Reinsurance Company, Ltd.	0	0	0	XXX	XXX	XXX	0	XXX	0
AA-7770716 ..	Go Blue Reinsurance Company, Ltd.	0	0	0	XXX	XXX	XXX	0	XXX	0
AA-0057722 ..	Golf East Reinsurance Company, Ltd.	0	0	0	XXX	XXX	XXX	0	XXX	0
AA-0055936 ..	Govero Reinsurance Ltd	0	0	0	XXX	XXX	XXX	0	XXX	0
AA-0055329 ..	Grace 531 Reinsurance Company, Ltd.	0	0	0	XXX	XXX	XXX	0	XXX	0
AA-0056688 ..	Grand Sport	0	0	0	XXX	XXX	XXX	0	XXX	0
AA-0057633 ..	Great American Reinsurance Company	0	0	0	XXX	XXX	XXX	0	XXX	0
AA-0057723 ..	Greater Charlotte Reinsurance Company, Ltd.	0	0	0	XXX	XXX	XXX	0	XXX	0
AA-0058943 ..	GSDS Reinsurance Company, Ltd.	0	0	0	XXX	XXX	XXX	0	XXX	0
AA-0058055 ..	Guybo Reinsurance Company, Ltd.	0	0	0	XXX	XXX	XXX	0	XXX	0
AA-0055644 ..	H and J Auto Group Reinsurance Company, Ltd.	0	0	0	XXX	XXX	XXX	0	XXX	0
AA-0055785 ..	Halls Warranty Reinsurance, Ltd.	0	0	0	XXX	XXX	XXX	0	XXX	0
AA-0059303 ..	HANALEI BAY RIC LTD	0	0	0	XXX	XXX	XXX	0	XXX	0
AA-0059694 ..	Harding Auto Group Reinsurance Company, Ltd.	0	0	0	XXX	XXX	XXX	0	XXX	0
AA-0057373 ..	Hayward-Hill Reinsurance Company, Ltd.	0	0	0	XXX	XXX	XXX	0	XXX	0
AA-0053863 ..	HDZT REINS CO	0	0	0	XXX	XXX	XXX	0	XXX	0
AA-0058158 ..	Heavenly Reinsurance Company, Ltd.	0	0	0	XXX	XXX	XXX	0	XXX	0
AA-3190866 ..	Heritage Reinsurance Company, Ltd.	0	0	0	XXX	XXX	XXX	0	XXX	0
AA-0051491 ..	Herman (SPLIT Car Pros)	0	0	0	XXX	XXX	XXX	0	XXX	0
AA-0059881 ..	HFT Re	0	0	0	XXX	XXX	XXX	0	XXX	0
AA-0057329 ..	HIKARU	0	0	0	XXX	XXX	XXX	0	XXX	0
AA-0056895 ..	HILT 550	0	0	0	XXX	XXX	XXX	0	XXX	0
AA-0052117 ..	HONDAY	0	0	0	XXX	XXX	XXX	0	XXX	0
AA-0057174 ..	HR Auto Motors Reinsurance Company, Ltd.	0	0	0	XXX	XXX	XXX	0	XXX	0
AA-0056515 ..	HUGE RIC LTD	0	0	0	XXX	XXX	XXX	0	XXX	0
AA-3191198 ..	IECD	0	0	0	XXX	XXX	XXX	0	XXX	0

ANNUAL STATEMENT FOR THE YEAR 2023 OF THE Dealers Assurance Company

SCHEDULE F - PART 3 (Continued)

Ceded Reinsurance as of December 31, Current Year (\$000 Omitted)
(Total Provision for Reinsurance)

ID Number From Col. 1	Name of Reinsurer From Col. 3	70 20% of Recoverable on Paid Losses & LAE Over 90 Days past Due Amounts Not in Dispute (Col. 47 * 20%)	Provision for Unauthorized Reinsurance		Provision for Overdue Authorized and Reciprocal Jurisdiction Reinsurance		Total Provision for Reinsurance			
			71	72	73 Complete if Col. 52 = "Yes"; Otherwise Enter 0	74 Complete if Col. 52 = "No"; Otherwise Enter 0	75	76	77	78
			Provision for Reinsurance with Unauthorized Reinsurers Due to Collateral Deficiency (Col. 26)	Provision for Overdue Reinsurance from Unauthorized Reinsurers and Amounts in Dispute (Col. 70 + 20% of the Amount in Col. 16)	20% of Recoverable on Paid Losses & LAE Over 90 Days Past Due Amounts Not in Dispute + 20% of Amounts in Dispute ((Col. 47 * 20%) + [Col. 45 * 20%])	Greater of 20% of Net Recoverable Net of Funds Held & Collateral, or 20% of Recoverable on Paid Losses & LAE Over 90 Days Past Due (Greater of Col. 26 * 20% or Cols. [40 + 41] * 20%)	Provision for Amounts Ceded to Authorized and Reciprocal Jurisdiction Reinsurers (Cols. 73 + 74)	Provision for Amounts Ceded to Unauthorized Reinsurers (Cols. 71 + 72 Not in Excess of Col. 15)	Provision for Amounts Ceded to Certified Reinsurers (Cols. 64 + 69)	Total Provision for Reinsurance (Cols. 75 + 76 + 77)
AA-0053388 .. Ikegami		0	0	0	XXX	XXX	XXX	0	XXX	0
AA-0058695 .. IN8		0	0	0	XXX	XXX	XXX	0	XXX	0
AA-0056669 .. INDMET-2015		0	0	0	XXX	XXX	XXX	0	XXX	0
AA-0057212 .. INDMET2-2015		0	0	0	XXX	XXX	XXX	0	XXX	0
AA-7770711 .. Integrity Family Trust Re		0	0	0	XXX	XXX	XXX	0	XXX	0
AA-0059447 .. Isaac Reinsurance Company, Ltd.		0	0	0	XXX	XXX	XXX	0	XXX	0
AA-0059996 .. J & Z Reinsurance Company, Ltd.		0	0	0	XXX	XXX	XXX	0	XXX	0
AA-0050354 .. J&H Reinsurance Company, Ltd.		0	0	0	XXX	XXX	XXX	0	XXX	0
AA-0055157 .. Jason Hannah Reinsurance Limited		0	0	0	XXX	XXX	XXX	0	XXX	0
AA-0055158 .. Jason Jennifer Hannah Reinsurance Limited		0	0	0	XXX	XXX	XXX	0	XXX	0
AA-0057444 .. JCW MCGHEE RE LTD		0	0	0	XXX	XXX	XXX	0	XXX	0
AA-0057662 .. JEB RIC LTD		0	0	0	XXX	XXX	XXX	0	XXX	0
AA-0052903 .. Jefjo Liberty		0	0	0	XXX	XXX	XXX	0	XXX	0
AA-0055159 .. Jennifer Hannah Reinsurance Limited		0	0	0	XXX	XXX	XXX	0	XXX	0
AA-0056113 .. Jet Boys Reinsurance Company, Ltd.		0	0	0	XXX	XXX	XXX	0	XXX	0
AA-0058681 .. JilINando Reinsurance Company, Ltd.		0	0	0	XXX	XXX	XXX	0	XXX	0
AA-7771311 .. JJ BAM		0	0	0	XXX	XXX	XXX	0	XXX	0
AA-0059470 .. JKL Reinsurance, Ltd.		0	0	0	XXX	XXX	XXX	0	XXX	0
AA-0057181 .. JLCH		0	0	0	XXX	XXX	XXX	0	XXX	0
AA-0057156 .. JMBROK RE LTD		0	0	0	XXX	XXX	XXX	0	XXX	0
AA-0052398 .. JOAC		0	0	0	XXX	XXX	XXX	0	XXX	0
AA-0059275 .. Joe Pfeifer		0	0	0	XXX	XXX	XXX	0	XXX	0
AA-0059650 .. JRG TEXAS RE		0	0	0	XXX	XXX	XXX	0	XXX	0
AA-0059651 .. JRGCOW RE		0	0	0	XXX	XXX	XXX	0	XXX	0
AA-7771285 .. JSF Super Reinsurance Company Inc.		0	0	0	XXX	XXX	XXX	0	XXX	0
AA-0057728 .. JStar Family Reinsurance Company, Ltd.		0	0	0	XXX	XXX	XXX	0	XXX	0
AA-0058415 .. Just The Tip Reinsurance, Ltd.		0	0	0	XXX	XXX	XXX	0	XXX	0
AA-0055007 .. KAD REINS		0	0	0	XXX	XXX	XXX	0	XXX	0
AA-0055079 .. Ken Ellegard Peoria Reinsurance Company, Ltd.		0	0	0	XXX	XXX	XXX	0	XXX	0
AA-7771684 .. KJD REINSURANCE COMPANY, INC.		0	0	0	XXX	XXX	XXX	0	XXX	0
AA-0058066 .. KL		0	0	0	XXX	XXX	XXX	0	XXX	0
AA-0052304 .. KOALA REINSURANCE		0	0	0	XXX	XXX	XXX	0	XXX	0
AA-0052518 .. KRFS		0	0	0	XXX	XXX	XXX	0	XXX	0
AA-6900187 .. LABYRINTHUS TX VSC LTD		0	0	0	XXX	XXX	XXX	0	XXX	0
AA-0055337 .. Lake Creek (Kendall)		0	0	0	XXX	XXX	XXX	0	XXX	0
AA-0059717 .. Landmark Holdings Reinsurance Company, Ltd.		0	0	0	XXX	XXX	XXX	0	XXX	0
AA-0059386 .. Larry & Brad Reinsurance Company, Ltd.		0	0	0	XXX	XXX	XXX	0	XXX	0
AA-0054997 .. LBA		0	0	0	XXX	XXX	XXX	0	XXX	0
AA-0057734 .. Lee 3		0	0	0	XXX	XXX	XXX	0	XXX	0
AA-0057204 .. Legend Reinsurance Limited		0	0	0	XXX	XXX	XXX	0	XXX	0
AA-00510342 .. Liberty Ridge Reinsurance Company, Ltd.		0	0	0	XXX	XXX	XXX	0	XXX	0

ANNUAL STATEMENT FOR THE YEAR 2023 OF THE Dealers Assurance Company

SCHEDULE F - PART 3 (Continued)

Ceded Reinsurance as of December 31, Current Year (\$000 Omitted)
(Total Provision for Reinsurance)

ID Number From Col. 1	Name of Reinsurer From Col. 3	70 20% of Recoverable on Paid Losses & LAE Over 90 Days past Due Amounts Not in Dispute (Col. 47 * 20%)	Provision for Unauthorized Reinsurance		Provision for Overdue Authorized and Reciprocal Jurisdiction Reinsurance		Total Provision for Reinsurance			
			71	72	73	74	75	76	77	78
			Provision for Reinsurance with Unauthorized Reinsurers Due to Collateral Deficiency (Col. 26)	Provision for Overdue Reinsurance from Unauthorized Reinsurers and Amounts in Dispute (Col. 70 + 20% of the Amount in Col. 16)	Complete if Col. 52 = "Yes"; Otherwise Enter 0 20% of Recoverable on Paid Losses & LAE Over 90 Days Past Due Amounts Not in Dispute + 20% of Amounts in Dispute ((Col. 47 * 20%) + [Col. 45 * 20%])	Complete if Col. 52 = "No"; Otherwise Enter 0 Greater of 20% of Net Recoverable Net of Funds Held & Collateral, or 20% of Recoverable on Paid Losses & LAE Over 90 Days Past Due (Greater of Col. 26 * 20% or Cols. [40 + 41] * 20%)	Provision for Amounts Ceded to Authorized and Reciprocal Jurisdiction Reinsurers (Cols. 73 + 74)	Provision for Amounts Ceded to Unauthorized Reinsurers (Cols. 71 + 72 Not in Excess of Col. 15)	Provision for Amounts Ceded to Certified Reinsurers (Cols. 64 + 69)	Total Provision for Reinsurance (Cols. 75 + 76 + 77)
AA-0057097 ..	Littles Reinsurance, Ltd.	0	0	0	XXX	XXX	XXX	0	XXX	0
AA-0050897 ..	LOTS Re	0	0	0	XXX	XXX	XXX	0	XXX	0
AA-0058085 ..	LSW RIC LTD	0	0	0	XXX	XXX	XXX	0	XXX	0
AA-0059719 ..	LTM RE LTD	0	0	0	XXX	XXX	XXX	0	XXX	0
AA-0057154 ..	Lucerne Reinsurance Company, Ltd.	0	0	0	XXX	XXX	XXX	0	XXX	0
AA-00510323 ..	Lucky Train Junction	0	0	0	XXX	XXX	XXX	0	XXX	0
AA-0055940 ..	Lucy AD Reinsurance Company, Ltd.	0	0	0	XXX	XXX	XXX	0	XXX	0
AA-0059915 ..	Lundblad	0	0	0	XXX	XXX	XXX	0	XXX	0
AA-0057533 ..	LVR RE LTD	0	0	0	XXX	XXX	XXX	0	XXX	0
AA-00510681 ..	MACKFALL RE LTD	0	0	0	XXX	XXX	XXX	0	XXX	0
AA-0057176 ..	Magic I Reinsurance Company, Ltd.	0	0	0	XXX	XXX	XXX	0	XXX	0
AA-7771117 ..	Maize Wolverine Reinsurance Company, Inc.	0	0	0	XXX	XXX	XXX	0	XXX	0
AA-0059757 ..	MAM	0	0	0	XXX	XXX	XXX	0	XXX	0
AA-0059625 ..	MAMEAR2.0	0	0	0	XXX	XXX	XXX	0	XXX	0
AA-00510038 ..	Maps & Joda	0	0	0	XXX	XXX	XXX	0	XXX	0
AA-0059940 ..	Mar Vista Reinsurance Company, Ltd.	0	0	0	XXX	XXX	XXX	0	XXX	0
AA-0052710 ..	MAT-2009 REINSURANCE LTD.	0	0	0	XXX	XXX	XXX	0	XXX	0
AA-0052709 ..	MATEBT-2009 REINSURANCE LTD	0	0	0	XXX	XXX	XXX	0	XXX	0
AA-00510125 ..	MAXX	0	0	0	XXX	XXX	XXX	0	XXX	0
AA-0052784 ..	MCGRATH POWERSPORTS REINSURAN	0	0	0	XXX	XXX	XXX	0	XXX	0
AA-0056077 ..	Metolius (Kendall)	0	0	0	XXX	XXX	XXX	0	XXX	0
AA-7770719 ..	MGF Reinsurance Company, Ltd.	0	0	0	XXX	XXX	XXX	0	XXX	0
AA-0055029 ..	Michaels III Reinsurance Company, Ltd.	0	0	0	XXX	XXX	XXX	0	XXX	0
AA-0058883 ..	Mike Scarff Subaru 2	0	0	0	XXX	XXX	XXX	0	XXX	0
AA-0056259 ..	Millennium	0	0	0	XXX	XXX	XXX	0	XXX	0
AA-7771682 ..	MINORIA	0	0	0	XXX	XXX	XXX	0	XXX	0
AA-0053396 ..	Mivan Two (Kendall)	0	0	0	XXX	XXX	XXX	0	XXX	0
AA-0058710 ..	Monster Motors Reinsurance Company, Ltd.	0	0	0	XXX	XXX	XXX	0	XXX	0
AA-0055350 ..	Montrose Group	0	0	0	XXX	XXX	XXX	0	XXX	0
AA-7771197 ..	Moses Re	0	0	0	XXX	XXX	XXX	0	XXX	0
AA-0056896 ..	MR ROGERS REINS	0	0	0	XXX	XXX	XXX	0	XXX	0
AA-7770718 ..	MSF Reinsurance Company, Ltd.	0	0	0	XXX	XXX	XXX	0	XXX	0
AA-0053051 ..	MTJ II Reinsurance Company	0	0	0	XXX	XXX	XXX	0	XXX	0
AA-0052917 ..	Muscle Car	0	0	0	XXX	XXX	XXX	0	XXX	0
AA-0052061 ..	NCVL RE LTD	0	0	0	XXX	XXX	XXX	0	XXX	0
AA-0053683 ..	NEL-FORD REINS CO	0	0	0	XXX	XXX	XXX	0	XXX	0
AA-0055983 ..	NILE AUTO PERFORMANCE	0	0	0	XXX	XXX	XXX	0	XXX	0
AA-0056130 ..	NINETEENTH HOLE REINS	0	0	0	XXX	XXX	XXX	0	XXX	0
AA-7771044 ..	Nino Reinsurance Company Inc.	0	0	0	XXX	XXX	XXX	0	XXX	0
AA-7771505 ..	NM Cook Reinsurance Company, Inc.	0	0	0	XXX	XXX	XXX	0	XXX	0
AA-00510172 ..	NMHMR	0	0	0	XXX	XXX	XXX	0	XXX	0

ANNUAL STATEMENT FOR THE YEAR 2023 OF THE Dealers Assurance Company

SCHEDULE F - PART 3 (Continued)

Ceded Reinsurance as of December 31, Current Year (\$000 Omitted)
(Total Provision for Reinsurance)

ID Number From Col. 1	Name of Reinsurer From Col. 3	70 20% of Recoverable on Paid Losses & LAE Over 90 Days past Due Amounts Not in Dispute (Col. 47 * 20%)	Provision for Unauthorized Reinsurance		Provision for Overdue Authorized and Reciprocal Jurisdiction Reinsurance		Total Provision for Reinsurance			
			71	72	73 Complete if Col. 52 = "Yes"; Otherwise Enter 0	74 Complete if Col. 52 = "No"; Otherwise Enter 0	75	76	77	78
			Provision for Reinsurance with Unauthorized Reinsurers Due to Collateral Deficiency (Col. 26)	Provision for Overdue Reinsurance from Unauthorized Reinsurers and Amounts in Dispute (Col. 70 + 20% of the Amount in Col. 16)	20% of Recoverable on Paid Losses & LAE Over 90 Days Past Due Amounts Not in Dispute + 20% of Amounts in Dispute ([Col. 47 * 20%] + [Col. 45 * 20%])	Greater of 20% of Net Recoverable Net of Funds Held & Collateral, or 20% of Recoverable on Paid Losses & LAE Over 90 Days Past Due (Greater of Col. 26 * 20% or Cols. [40 + 41] * 20%)	Provision for Amounts Ceded to Authorized and Reciprocal Jurisdiction Reinsurers (Cols. 73 + 74)	Provision for Amounts Ceded to Unauthorized Reinsurers (Cols. 71 + 72 Not in Excess of Col. 15)	Provision for Amounts Ceded to Certified Reinsurers (Cols. 64 + 69)	Total Provision for Reinsurance (Cols. 75 + 76 + 77)
AA-00510205 ..	Northern 315	0	0	0	XXX	XXX	XXX	0	XXX	0
AA-0052515 ..	NTN REINSURANCE COMPANY, LTD	0	0	0	XXX	XXX	XXX	0	XXX	0
AA-0053374 ..	Nuevo Ninos Reinsurance Company, Ltd.	0	0	0	XXX	XXX	XXX	0	XXX	0
AA-0056839 ..	OAO Re	0	0	0	XXX	XXX	XXX	0	XXX	0
AA-0057645 ..	Ocean Way Reinsurance Company, Ltd.	0	0	0	XXX	XXX	XXX	0	XXX	0
AA-0056517 ..	OFEB RIC LTD	0	0	0	XXX	XXX	XXX	0	XXX	0
AA-0053982 ..	OGM REINS	0	0	0	XXX	XXX	XXX	0	XXX	0
AA-0052743 ..	Old School Reinsurance Company Ltd	0	0	0	XXX	XXX	XXX	0	XXX	0
AA-7771174 ..	OmpenRe Limited.	0	0	0	XXX	XXX	XXX	0	XXX	0
AA-0056897 ..	ONS	0	0	0	XXX	XXX	XXX	0	XXX	0
AA-7770459 ..	ORC TWC Reinsurance I, Inc.	0	0	0	XXX	XXX	XXX	0	XXX	0
AA-00510538 ..	Paloma Re	0	0	0	XXX	XXX	XXX	0	XXX	0
AA-0059491 ..	Pappas Reinsurance Company, Ltd.	0	0	0	XXX	XXX	XXX	0	XXX	0
AA-0058132 ..	PAR Auto Group Reinsurance Company LTD	0	0	0	XXX	XXX	XXX	0	XXX	0
AA-00510295 ..	Payette	0	0	0	XXX	XXX	XXX	0	XXX	0
AA-0058018 ..	PEARO REINSURANCE COMPANY, LTD	0	0	0	XXX	XXX	XXX	0	XXX	0
AA-0055006 ..	PENULT REINS	0	0	0	XXX	XXX	XXX	0	XXX	0
AA-0054419 ..	PIPCO	0	0	0	XXX	XXX	XXX	0	XXX	0
AA-0051506 ..	Poncho (SPLIT Car Pros)	0	0	0	XXX	XXX	XXX	0	XXX	0
AA-0055040 ..	POSSUM CREEK REINS	0	0	0	XXX	XXX	XXX	0	XXX	0
AA-0052174 ..	POWERRIDE RE LTD	0	0	0	XXX	XXX	XXX	0	XXX	0
AA-0059263 ..	Prime Reinsurance Company, Ltd.	0	0	0	XXX	XXX	XXX	0	XXX	0
AA-0056019 ..	PRINCESS RETTE	0	0	0	XXX	XXX	XXX	0	XXX	0
AA-0052861 ..	Pro Caliber Reinsurance Co Ltd	0	0	0	XXX	XXX	XXX	0	XXX	0
AA-0053132 ..	Professional Automotive Management Reins Co., Ltd.	0	0	0	XXX	XXX	XXX	0	XXX	0
AA-0040101 ..	Progressive Insurance Limited	0	0	0	XXX	XXX	XXX	0	XXX	0
AA-0056249 ..	PT Reinsurance Company, Ltd.	0	0	0	XXX	XXX	XXX	0	XXX	0
AA-0059422 ..	Puget Sound Portfolio Reinsurance Company, Ltd.	0	0	0	XXX	XXX	XXX	0	XXX	0
AA-0054416 ..	Pursch Reinsurance Co., Ltd.	0	0	0	XXX	XXX	XXX	0	XXX	0
AA-7770226 ..	Puyallup River Re	0	0	0	XXX	XXX	XXX	0	XXX	0
AA-7770227 ..	Puyallup Valley Re	0	0	0	XXX	XXX	XXX	0	XXX	0
AA-0054625 ..	Quacker Backer (Kendall)	0	0	0	XXX	XXX	XXX	0	XXX	0
AA-0051220 ..	RAGNAR RE LTD	0	0	0	XXX	XXX	XXX	0	XXX	0
AA-0051866 ..	RANCHFUND RE LTD	0	0	0	XXX	XXX	XXX	0	XXX	0
AA-0052886 ..	Randy Grant Reinsurance Company, Ltd.	0	0	0	XXX	XXX	XXX	0	XXX	0
AA-0058884 ..	Ranger	0	0	0	XXX	XXX	XXX	0	XXX	0
AA-0055611 ..	RANGER 1 RIC LTD	0	0	0	XXX	XXX	XXX	0	XXX	0
AA-7771685 ..	RATTLER HILL REINSURANCE COMPANY, INC.	0	0	0	XXX	XXX	XXX	0	XXX	0
AA-0053981 ..	RBE REINS	0	0	0	XXX	XXX	XXX	0	XXX	0
AA-0055601 ..	Reid Investments Reinsurance, Ltd.	0	0	0	XXX	XXX	XXX	0	XXX	0
AA-0055941 ..	ReTodd Reinsurance Company, Ltd.	0	0	0	XXX	XXX	XXX	0	XXX	0

ANNUAL STATEMENT FOR THE YEAR 2023 OF THE Dealers Assurance Company

SCHEDULE F - PART 3 (Continued)

Ceded Reinsurance as of December 31, Current Year (\$000 Omitted)

(Total Provision for Reinsurance)

ID Number From Col. 1	Name of Reinsurer From Col. 3	70 20% of Recoverable on Paid Losses & LAE Over 90 Days past Due Amounts Not in Dispute (Col. 47 * 20%)	Provision for Unauthorized Reinsurance		Provision for Overdue Authorized and Reciprocal Jurisdiction Reinsurance		Total Provision for Reinsurance			
			71	72	73	74	75	76	77	78
			Provision for Reinsurance with Unauthorized Reinsurers Due to Collateral Deficiency (Col. 26)	Provision for Overdue Reinsurance from Unauthorized Reinsurers and Amounts in Dispute (Col. 70 + 20% of the Amount in Col. 16)	Complete if Col. 52 = "Yes"; Otherwise Enter 0 20% of Recoverable on Paid Losses & LAE Over 90 Days Past Due Amounts Not in Dispute + 20% of Amounts in Dispute ((Col. 47 * 20%) + [Col. 45 * 20%])	Complete if Col. 52 = "No"; Otherwise Enter 0 Greater of 20% of Net Recoverable Net of Funds Held & Collateral, or 20% of Recoverable on Paid Losses & LAE Over 90 Days Past Due (Greater of Col. 26 * 20% or Cols. [40 + 41] * 20%)	Provision for Amounts Ceded to Authorized and Reciprocal Jurisdiction Reinsurers (Cols. 73 + 74)	Provision for Amounts Ceded to Unauthorized Reinsurers (Cols. 71 + 72 Not in Excess of Col. 15)	Provision for Amounts Ceded to Certified Reinsurers (Cols. 64 + 69)	Total Provision for Reinsurance (Cols. 75 + 76 + 77)
AA-0059750 ..	Richard Niello ..	0	0	0	XXX	XXX	XXX	0	XXX	0
AA-0052705 ..	RIDERS ASSURANCE REINSURANCE ..	0	0	0	XXX	XXX	XXX	0	XXX	0
AA-00510512 ..	RINGO DELTA CHARLIE REINSURANCE COMPANY, LTD.	0	0	0	XXX	XXX	XXX	0	XXX	0
AA-0052247 ..	Rivergreen Reinsurance Co Ltd ..	0	0	0	XXX	XXX	XXX	0	XXX	0
AA-0057321 ..	RJ INVESTMENTS REINS ..	0	0	0	XXX	XXX	XXX	0	XXX	0
AA-0055806 ..	RJ Kody III ..	0	0	0	XXX	XXX	XXX	0	XXX	0
AA-0058161 ..	RM Bates Reinsurance Company, Ltd.	0	0	0	XXX	XXX	XXX	0	XXX	0
AA-7771417 ..	RMK REINS ..	0	0	0	XXX	XXX	XXX	0	XXX	0
AA-0059748 ..	Roger Neillo ..	0	0	0	XXX	XXX	XXX	0	XXX	0
AA-0052444 ..	Roush Reinsurance Company, Ltd.	0	0	0	XXX	XXX	XXX	0	XXX	0
AA-0056273 ..	Roy Buck Reinsurance, Ltd.	0	0	0	XXX	XXX	XXX	0	XXX	0
AA-0055900 ..	RSJ Reinsurance Company, Ltd.	0	0	0	XXX	XXX	XXX	0	XXX	0
AA-0059289 ..	S&M ..	0	0	0	XXX	XXX	XXX	0	XXX	0
AA-6900218 ..	S.N.S.	0	0	0	XXX	XXX	XXX	0	XXX	0
AA-0052900 ..	S+J ..	0	0	0	XXX	XXX	XXX	0	XXX	0
AA-0051734 ..	Sage ..	0	0	0	XXX	XXX	XXX	0	XXX	0
AA-0054341 ..	San Juan Reinsurance Company, Ltd.	0	0	0	XXX	XXX	XXX	0	XXX	0
AA-0052860 ..	Savage Cars Reinsurance Company, Ltd.	0	0	0	XXX	XXX	XXX	0	XXX	0
AA-0059652 ..	SG REINS ..	0	0	0	XXX	XXX	XXX	0	XXX	0
AA-0059653 ..	SGCW Re ..	0	0	0	XXX	XXX	XXX	0	XXX	0
AA-0057403 ..	SGJG REINS ..	0	0	0	XXX	XXX	XXX	0	XXX	0
AA-0054998 ..	SHEENGUS ..	0	0	0	XXX	XXX	XXX	0	XXX	0
AA-0059120 ..	Shelby Wayne 2 Re ..	0	0	0	XXX	XXX	XXX	0	XXX	0
AA-0053964 ..	Simba Reinsurance Company, Ltd.	0	0	0	XXX	XXX	XXX	0	XXX	0
AA-0058297 ..	Simms Reinsurance Company, Ltd.	0	0	0	XXX	XXX	XXX	0	XXX	0
AA-0051711 ..	Skillkids (Kendall) ..	0	0	0	XXX	XXX	XXX	0	XXX	0
AA-0055573 ..	Skillkids II (Kendall) ..	0	0	0	XXX	XXX	XXX	0	XXX	0
AA-7771175 ..	SP Forward Reinsurance Company, Ltd.	0	0	0	XXX	XXX	XXX	0	XXX	0
AA-0058762 ..	SS Auto Reinsurance Company, Ltd.	0	0	0	XXX	XXX	XXX	0	XXX	0
AA-0059594 ..	Stables ..	0	0	0	XXX	XXX	XXX	0	XXX	0
AA-0052696 ..	STERRY STREET RE LTD ..	0	0	0	XXX	XXX	XXX	0	XXX	0
AA-7770880 ..	Sugar Loaf III Reinsurance, Inc.	0	0	0	XXX	XXX	XXX	0	XXX	0
AA-0057792 ..	Sunnyvale Express ..	0	0	0	XXX	XXX	XXX	0	XXX	0
AA-0059039 ..	Supreme Automotive Reinsurance Company, Ltd.	0	0	0	XXX	XXX	XXX	0	XXX	0
AA-0058914 ..	SUTTON RIC LTD ..	0	0	0	XXX	XXX	XXX	0	XXX	0
AA-0055005 ..	SUZART REINS ..	0	0	0	XXX	XXX	XXX	0	XXX	0
AA-0057777 ..	SV ..	0	0	0	XXX	XXX	XXX	0	XXX	0
AA-0059741 ..	T & S FUTURE HOLDINGS RIC LTD ..	0	0	0	XXX	XXX	XXX	0	XXX	0
AA-0059716 ..	T&K Holdings ..	0	0	0	XXX	XXX	XXX	0	XXX	0
AA-0059836 ..	T.R.S. RE LTD ..	0	0	0	XXX	XXX	XXX	0	XXX	0
AA-0058485 ..	T-Ball Reinsurance Company, Ltd.	0	0	0	XXX	XXX	XXX	0	XXX	0

Ceded Reinsurance as of December 31, Current Year (\$000 Omitted)
(Total Provision for Reinsurance)

26.9

SCHEDULE F - PART 3 (Continued)

(Total Provision for Reinsurance)

ID Number From Col. 1	Name of Reinsurer From Col. 3	70 20% of Recoverable on Paid Losses & LAE Over 90 Days past Due Amounts Not in Dispute (Col. 47 * 20%)	Provision for Unauthorized Reinsurance		Provision for Overdue Authorized and Reciprocal Jurisdiction Reinsurance		Total Provision for Reinsurance			
			71	72	73 Complete if Col. 52 = "Yes"; Otherwise Enter 0	74 Complete if Col. 52 = "No"; Otherwise Enter 0	75	76	77	78
			Provision for Reinsurance with Unauthorized Reinsurers Due to Collateral Deficiency (Col. 26)	Provision for Overdue Reinsurance from Unauthorized Reinsurers and Amounts in Dispute (Col. 70 + 20% of the Amount in Col. 16)	20% of Recoverable on Paid Losses & LAE Over 90 Days Past Due Amounts Not in Dispute + 20% of Amounts in Dispute ([Col. 47 * 20%] + [Col. 45 * 20%])	Greater of 20% of Net Recoverable Net of Funds Held & Collateral, or 20% of Recoverable on Paid Losses & LAE Over 90 Days Past Due (Greater of Col. 26 * 20% or Cols. [40 + 41] * 20%)	Provision for Amounts Ceded to Authorized and Reciprocal Jurisdiction Reinsurers (Cols. 73 + 74)	Provision for Amounts Ceded to Unauthorized Reinsurers (Cols. 71 + 72 Not in Excess of Col. 15)	Provision for Amounts Ceded to Certified Reinsurers (Cols. 64 + 69)	Total Provision for Reinsurance (Cols. 75 + 76 + 77)
3699999. Total Certified - Affiliates		XXX	XXX	XXX	XXX	XXX	XXX	XXX	0	0
4299999. Total Certified Excluding Protected Cells (Sum of 3699999, 3799999, 3899999, 3999999 and 4099999)		XXX	XXX	XXX	XXX	XXX	XXX	XXX	0	0
4699999. Total Reciprocal Jurisdiction - Affiliates - U.S. Non-Pool		0	XXX	XXX	0	0	0	XXX	XXX	0
4999999. Total Reciprocal Jurisdiction - Affiliates - Other (Non-U.S.)		0	XXX	XXX	0	0	0	XXX	XXX	0
5099999. Total Reciprocal Jurisdiction - Affiliates		0	XXX	XXX	0	0	0	XXX	XXX	0
5699999. Total Reciprocal Jurisdiction Excluding Protected Cells (Sum of 5099999, 5199999, 5299999, 5399999 and 5499999)		0	XXX	XXX	0	0	0	XXX	XXX	0
5799999. Total Authorized, Unauthorized, Reciprocal Jurisdiction and Certified Excluding Protected Cells (Sum of 1499999, 2899999, 4299999 and 5699999)		0	0	0	0	0	0	0	0	0
5899999. Total Protected Cells (Sum of 1399999, 2799999, 4199999 and 5599999)		0	0	0	0	0	0	0	0	0
9999999 Totals		0	0	0	0	0	0	0	0	0

ANNUAL STATEMENT FOR THE YEAR 2023 OF THE Dealers Assurance Company

SCHEDULE F - PART 4

Issuing or Confirming Banks for Letters of Credit from Schedule F, Part 3 (\$000 Omitted)

[illegible]

ANNUAL STATEMENT FOR THE YEAR 2023 OF THE Dealers Assurance Company

SCHEDULE F - PART 5

Interrogatories for Schedule F, Part 3 (000 Omitted)

A. Report the five largest provisional commission rates included in the cedant's reinsurance treaties. The commission rate to be reported is by contract with ceded premium in excess of \$50,000:

	1	2	3
	Name of Reinsurer	Commission Rate	Ceded Premium
1.			
2.			
3.			
4.			
5.			

B. Report the five largest reinsurance recoverables reported in Schedule F, Part 3, Column 15, due from any one reinsurer (based on the total recoverables, Schedule F, Part 3,Line 9999999, Column 15), the amount of ceded premium, and indicate whether the recoverables are due from an affiliated insurer.

	1	2	3	4
	Name of Reinsurer	Total Recoverables	Ceded Premiums	Affiliated
6.	VSC RE, Inc.	90,262	92,991	Yes [] No [X]
7.	Innovative Aftermarket Insurance, LTD	50,217	17,538	Yes [X] No []
8.	Wellington Security International Insurance Co.	36,429	20,393	Yes [] No [X]
9.	3TG	17,834	4,163	Yes [] No [X]
10.	Tricor Re	13,388	(728)	Yes [] No [X]

NOTE: Disclosure of the five largest provisional commission rates should exclude mandatory pools and joint underwriting associations.

SCHEDULE F - PART 6

Restatement of Balance Sheet to Identify Net Credit for Reinsurance

	1 As Reported (Net of Ceded)	2 Restatement Adjustments	3 Restated (Gross of Ceded)
ASSETS (Page 2, Col. 3)			
1. Cash and invested assets (Line 12)	312,659,663		312,659,663
2. Premiums and considerations (Line 15)	11,767,675		11,767,675
3. Reinsurance recoverable on loss and loss adjustment expense payments (Line 16.1)	0		0
4. Funds held by or deposited with reinsured companies (Line 16.2)	0		0
5. Other assets	6,084,685	(1,471,503)	4,613,182
6. Net amount recoverable from reinsurers		365,171,349	365,171,349
7. Protected cell assets (Line 27)	0		0
8. Totals (Line 28)	330,512,023	363,699,846	694,211,869
LIABILITIES (Page 3)			
9. Losses and loss adjustment expenses (Lines 1 through 3)	2,943,402	14,371,767	17,315,169
10. Taxes, expenses, and other obligations (Lines 4 through 8)	5,855,164		5,855,164
11. Unearned premiums (Line 9)	104,650,172	421,424,330	526,074,502
12. Advance premiums (Line 10)			0
13. Dividends declared and unpaid (Line 11.1 and 11.2)	0		0
14. Ceded reinsurance premiums payable (net of ceding commissions (Line 12)	1,997,393	(1,997,393)	0
15. Funds held by company under reinsurance treaties (Line 13)	70,098,858	(70,098,858)	0
16. Amounts withheld or retained by company for account of others (Line 14)	15,051,536		15,051,536
17. Provision for reinsurance (Line 16)	0		0
18. Other liabilities	1,043,014		1,043,014
19. Total liabilities excluding protected cell business (Line 26)	201,639,539	363,699,846	565,339,385
20. Protected cell liabilities (Line 27)			0
21. Surplus as regards policyholders (Line 37)	128,872,484	XXX	128,872,484
22. Totals (Line 38)	330,512,023	363,699,846	694,211,869

NOTE: Is the restatement of this exhibit the result of grossing up balances ceded to affiliates under 100 percent reinsurance or pooling arrangements? Yes [] No [X]

If yes, give full explanation:

Schedule H - Part 1 - Analysis of Underwriting Operations

N O N E

Schedule H - Part 2 - Reserves and Liabilities

N O N E

Schedule H - Part 3 - Test of Prior Year's Claim Reserves and Liabilities

N O N E

Schedule H - Part 4 - Reinsurance

N O N E

Schedule H - Part 5 - Health Claims

N O N E

Schedule P - Part 1A - Homeowners/Farmowners

N O N E

Schedule P - Part 1B - Private Passenger Auto Liability/Medical

N O N E

Schedule P - Part 1C - Commercial Auto/Truck Liability/Medical

N O N E

Schedule P - Part 1D - Workers' Compensation (Excluding Excess Workers' Compensation)

N O N E

Schedule P - Part 1E - Commercial Multiple Peril

N O N E

Schedule P - Part 1F - Section 1 - Medical Professional Liability - Occurrence

N O N E

Schedule P - Part 1F - Section 2 - Medical Professional Liability - Claims-Made

N O N E

Schedule P - Part 1G - Special Liability (Ocean Marine, Aircraft (all perils), Boiler and Machinery)

N O N E

ANNUAL STATEMENT FOR THE YEAR 2023 OF THE Dealers Assurance Company

SCHEDULE P - PART 1H - SECTION 1 - OTHER LIABILITY - OCCURRENCE

(\$000 OMITTED)

Years in Which Premiums Were Earned and Losses Were Incurred	Premiums Earned			Loss and Loss Expense Payments								12
	1 Direct and Assumed	2 Ceded	3 Net (1 - 2)	Loss Payments		Defense and Cost Containment Payments		Adjusting and Other Payments		10 Salvage and Subrogation Received	11 Total Net Paid Cols (4 - 5 + 6 - 7 + 8 - 9)	Number of Claims Reported Direct and Assumed
				4 Direct and Assumed	5 Ceded	6 Direct and Assumed	7 Ceded	8 Direct and Assumed	9 Ceded			
1. Prior.....	XXX.....	XXX.....	XXX.....	0	0	0	0	0	0	0	0	XXX.....
2. 2014.....	1,548	235	1,313	135	121	0	0	0	0	0	14	(12)
3. 2015.....	(192)	(82)	(110)	1,003	936	0	0	0	0	0	67	165
4. 2016.....	4,547	3,660	887	3,693	3,246	0	0	0	0	0	447	2,712
5. 2017.....	5,402	4,495	907	7,462	6,582	0	0	0	0	0	880	9,910
6. 2018.....	8,038	6,456	1,582	9,218	8,281	0	0	0	0	0	937	6,727
7. 2019.....	9,099	7,441	1,658	9,678	8,269	0	0	0	0	0	1,409	5,753
8. 2020.....	15,629	11,608	4,021	10,961	9,380	0	0	0	0	0	1,581	2,689
9. 2021.....	13,142	9,331	3,811	5,605	4,592	0	0	0	0	0	1,013	1,459
10. 2022.....	22,388	12,773	9,615	7,118	4,310	0	0	0	0	0	2,808	2,575
11. 2023.....	28,106	12,652	15,454	12,143	6,723	0	0	0	0	0	5,420	3,632
12. Totals	XXX	XXX	XXX	67,016	52,440	0	0	0	0	0	14,576	XXX

	Losses Unpaid				Defense and Cost Containment Unpaid				Adjusting and Other Unpaid		23	24	25
	Case Basis		Bulk + IBNR		Case Basis		Bulk + IBNR						
	13	14	15	16	17	18	19	20	21	22			
	Direct and Assumed	Ceded	Direct and Assumed	Ceded	Direct and Assumed	Ceded	Direct and Assumed	Ceded	Direct and Assumed	Ceded			
1. Prior.....	0	0	0	0	0	0	0	0	0	0	0	0	0
2. 2014.....	0	0	0	0	0	0	0	0	0	0	0	0	0
3. 2015.....	0	0	0	0	0	0	0	0	0	0	0	0	0
4. 2016.....	0	0	0	0	0	0	0	0	0	0	0	0	0
5. 2017.....	0	0	0	0	0	0	0	0	0	0	0	0	0
6. 2018.....	0	0	0	0	0	0	0	0	0	0	0	0	0
7. 2019.....	0	0	0	0	0	0	0	0	0	0	0	0	0
8. 2020.....	0	0	0	0	0	0	0	0	0	0	0	0	0
9. 2021.....	0	0	0	0	0	0	0	0	0	0	0	0	0
10. 2022.....	0	0	0	0	0	0	0	0	0	0	0	0	0
11. 2023	0	0	4,516	2,042	0	0	0	0	0	0	0	2,474	0
12. Totals	0	0	4,516	2,042	0	0	0	0	0	0	0	2,474	0

	Total Losses and Loss Expenses Incurred			Loss and Loss Expense Percentage (Incurred /Premiums Earned)			Nontabular Discount		34	Net Balance Sheet Reserves After Discount	
	26	27	28	29	30	31	32	33	Inter- Company Pooling Participation Percentage	35	36
	Direct and Assumed	Ceded	Net	Direct and Assumed	Ceded	Net	Loss	Loss Expense		Losses Unpaid	Loss Expenses Unpaid
1. Prior.....	XXX.....	XXX.....	XXX.....	XXX.....	XXX.....	XXX.....	0	0	XXX.....	0	0
2. 2014.....	135	121	14	8.7	51.5	1.1	0	0	0.0	0	0
3. 2015.....	1,003	936	67	(522.4)	(1,141.5)	(60.9)	0	0	0.0	0	0
4. 2016.....	3,693	3,246	447	81.2	88.7	50.4	0	0	0.0	0	0
5. 2017.....	7,462	6,582	880	138.1	146.4	97.0	0	0	0.0	0	0
6. 2018.....	9,218	8,281	937	114.7	128.3	59.2	0	0	0.0	0	0
7. 2019.....	9,678	8,269	1,409	106.4	111.1	85.0	0	0	0.0	0	0
8. 2020.....	10,961	9,380	1,581	70.1	80.8	39.3	0	0	0.0	0	0
9. 2021.....	5,605	4,592	1,013	42.6	49.2	26.6	0	0	0.0	0	0
10. 2022.....	7,118	4,310	2,808	31.8	33.7	29.2	0	0	0.0	0	0
11. 2023.....	16,659	8,765	7,894	59.3	69.3	51.1	0	0	0.0	2,474	0
12. Totals	XXX	XXX	XXX	XXX	XXX	XXX	0	0	XXX	2,474	0

Schedule P - Part 1H - Section 2 - Other Liability - Claims-Made

N O N E

Schedule P - Part 1I - Special Property (Fire, Allied Lines...)

N O N E

Schedule P - Part 1J - Auto Physical Damage

N O N E

Schedule P - Part 1K - Fidelity/Surety

N O N E

ANNUAL STATEMENT FOR THE YEAR 2023 OF THE Dealers Assurance Company

SCHEDULE P - PART 1L - OTHER (INCLUDING CREDIT, ACCIDENT AND HEALTH)

(\$000 OMITTED)

Years in Which Premiums Were Earned and Losses Were Incurred	Premiums Earned			Loss and Loss Expense Payments								12
	1 Direct and Assumed	2 Ceded	3 Net (1 - 2)	Loss Payments		Defense and Cost Containment Payments		Adjusting and Other Payments		10 Salvage and Subrogation Received	11 Total Net Paid Cols (4 - 5 + 6 - 7 + 8 - 9)	Number of Claims Reported Direct and Assumed
				4 Direct and Assumed	5 Ceded	6 Direct and Assumed	7 Ceded	8 Direct and Assumed	9 Ceded			
1. Prior.....	XXX.....	XXX.....	XXX.....00000000	XXX.....
2. 2022.....00000000000	XXX.....
3. 2023	0	0	0	0	0	0	0	0	0	0	0	XXX
4. Totals	XXX	XXX	XXX	0	0	0	0	0	0	0	0	XXX

	Losses Unpaid				Defense and Cost Containment Unpaid				Adjusting and Other Unpaid		23	24	25
	Case Basis		Bulk + IBNR		Case Basis		Bulk + IBNR						
	13	14	15	16	17	18	19	20	21	22			
	Direct and Assumed	Ceded	Direct and Assumed	Ceded	Direct and Assumed	Ceded	Direct and Assumed	Ceded	Direct and Assumed	Ceded			
1. Prior	0	0	0	0	0	0	0	0	0	0	0	0	0
2. 2022	0	0	0	0	0	0	0	0	0	0	0	0	0
3. 2023	0	0	0	0	0	0	0	0	0	0	0	0	0
4. Totals	0	0	0	0	0	0	0	0	0	0	0	0	0

	Total Losses and Loss Expenses Incurred			Loss and Loss Expense Percentage (Incurred /Premiums Earned)			Nontabular Discount		34 Inter-Company Pooling Participation Percentage	Net Balance Sheet Reserves After Discount	
	26	27	28	29	30	31	32	33		35	36
	Direct and Assumed	Ceded	Net	Direct and Assumed	Ceded	Net	Loss	Loss Expense		Losses Unpaid	Loss Expenses Unpaid
1. Prior	XXX.....	XXX.....	XXX.....	XXX.....	XXX.....	XXX.....	0	0	XXX.....	0	0
2. 2022.....	0	0	0	0.0	0.0	0.0	0	0	0.0	0	0
3. 2023	0	0	0	0.0	0.0	0.0	0	0	0.0	0	0
4. Totals	XXX	XXX	XXX	XXX	XXX	XXX	0	0	XXX	0	0

Schedule P - Part 1M - International

N O N E

Schedule P - Part 1N - Reinsurance - Nonproportional Assumed Property

N O N E

Schedule P - Part 1O - Reinsurance - Nonproportional Assumed Liability

N O N E

Schedule P - Part 1P - Reinsurance - Nonproportional Assumed Financial Lines

N O N E

Schedule P - Part 1R - Section 1 - Products Liability - Occurrence

N O N E

Schedule P - Part 1R - Section 2 - Products Liability - Claims-Made

N O N E

Schedule P - Part 1S - Financial Guaranty/Mortgage Guaranty

N O N E

ANNUAL STATEMENT FOR THE YEAR 2023 OF THE Dealers Assurance Company

SCHEDULE P - PART 1T - WARRANTY

(\$000 OMITTED)

Years in Which Premiums Were Earned and Losses Were Incurred	Premiums Earned			Loss and Loss Expense Payments								12
	1 Direct and Assumed	2 Ceded	3 Net (1 - 2)	Loss Payments		Defense and Cost Containment Payments		Adjusting and Other Payments		10 Salvage and Subrogation Received	11 Total Net Paid Cols (4 - 5 + 6 - 7 + 8 - 9)	Number of Claims Reported Direct and Assumed
				4 Direct and Assumed	5 Ceded	6 Direct and Assumed	7 Ceded	8 Direct and Assumed	9 Ceded			
1. Prior.....	XXX.....	XXX.....	XXX.....	75	69	0	0	0	0	0	6	XXX.....
2. 2022.....	203,288	185,645	17,643	126,443	123,166	0	0	0	0	0	3,277	176,573
3. 2023	204,931	185,771	19,160	149,787	146,039	0	0	0	0	0	3,748	172,042
4. Totals	XXX	XXX	XXX	276,305	269,274	0	0	0	0	0	7,031	xxx

	Losses Unpaid				Defense and Cost Containment Unpaid				Adjusting and Other Unpaid		23	24	25
	Case Basis		Bulk + IBNR		Case Basis		Bulk + IBNR						
	13	14	15	16	17	18	19	20	21	22			
	Direct and Assumed	Ceded	Direct and Assumed	Ceded	Direct and Assumed	Ceded	Direct and Assumed	Ceded	Direct and Assumed	Ceded			
1. Prior	0	0	0	0	0	0	0	0	0	0	0	0	0
2. 2022	0	0	0	0	0	0	0	0	0	0	0	0	0
3. 2023	0	0	12,799	12,330	0	0	0	0	0	0	0	469	0
4. Totals	0	0	12,799	12,330	0	0	0	0	0	0	0	469	0

	Total Losses and Loss Expenses Incurred			Loss and Loss Expense Percentage (Incurred /Premiums Earned)			Nontabular Discount		34 Inter-Company Pooling Participation Percentage	Net Balance Sheet Reserves After Discount	
	26	27	28	29	30	31	32	33		35	36
	Direct and Assumed	Ceded	Net	Direct and Assumed	Ceded	Net	Loss	Loss Expense		Losses Unpaid	Loss Expenses Unpaid
1. Prior	XXX.....	XXX.....	XXX.....	XXX.....	XXX.....	XXX.....	0	0	XXX.....	0	0
2. 2022.....	126,443	123,166	3,277	62.2	66.3	18.6	0	0	0.0	0	0
3. 2023	162,586	158,369	4,217	79.3	85.2	22.0	0	0	0.0	469	0
4. Totals	XXX	XXX	XXX	XXX	XXX	XXX	0	0	XXX	469	0

ANNUAL STATEMENT FOR THE YEAR 2023 OF THE Dealers Assurance Company

SCHEDULE P - PART 2A - HOMEOWNERS/FARMOWNERS

Years in Which Losses Were Incurred	INCURRED NET LOSSES AND DEFENSE AND COST CONTAINMENT EXPENSES REPORTED AT YEAR END (\$000 OMITTED)										DEVELOPMENT	
	1 2014	2 2015	3 2016	4 2017	5 2018	6 2019	7 2020	8 2021	9 2022	10 2023	11 One Year	12 Two Year
1. Prior.....												
2. 2014.....												
3. 2015.....	XXX											
4. 2016.....	XXX	XXX										
5. 2017.....	XXX	XXX	XXX									
6. 2018.....	XXX	XXX	XXX	XXX								
7. 2019.....	XXX	XXX	XXX	XXX	XXX							
8. 2020.....	XXX	XXX	XXX	XXX	XXX	XXX						
9. 2021.....	XXX	XXX	XXX	XXX	XXX	XXX	XXX					
10. 2022.....	XXX	XXX	XXX	XXX	XXX	XXX	XXX	XXX				XXX
11. 2023.....	XXX	XXX	XXX	XXX	XXX	XXX	XXX	XXX	XXX		XXX	XXX
12. Totals												

SCHEDULE P - PART 2B - PRIVATE PASSENGER AUTO LIABILITY/MEDICAL

1. Prior.....												
2. 2014.....												
3. 2015.....	XXX											
4. 2016.....	XXX	XXX										
5. 2017.....	XXX	XXX	XXX									
6. 2018.....	XXX	XXX	XXX	XXX								
7. 2019.....	XXX	XXX	XXX	XXX	XXX							
8. 2020.....	XXX	XXX	XXX	XXX	XXX	XXX						
9. 2021.....	XXX	XXX	XXX	XXX	XXX	XXX	XXX					
10. 2022.....	XXX	XXX	XXX	XXX	XXX	XXX	XXX	XXX				XXX
11. 2023.....	XXX	XXX	XXX	XXX	XXX	XXX	XXX	XXX	XXX		XXX	XXX
12. Totals												

SCHEDULE P - PART 2C - COMMERCIAL AUTO/TRUCK LIABILITY/MEDICAL

1. Prior.....												
2. 2014.....												
3. 2015.....	XXX											
4. 2016.....	XXX	XXX										
5. 2017.....	XXX	XXX	XXX									
6. 2018.....	XXX	XXX	XXX	XXX								
7. 2019.....	XXX	XXX	XXX	XXX	XXX							
8. 2020.....	XXX	XXX	XXX	XXX	XXX	XXX						
9. 2021.....	XXX	XXX	XXX	XXX	XXX	XXX	XXX					
10. 2022.....	XXX	XXX	XXX	XXX	XXX	XXX	XXX	XXX				XXX
11. 2023.....	XXX	XXX	XXX	XXX	XXX	XXX	XXX	XXX	XXX		XXX	XXX
12. Totals												

**SCHEDULE P - PART 2D - WORKERS' COMPENSATION
(EXCLUDING EXCESS WORKERS' COMPENSATION)**

1. Prior.....												
2. 2014.....												
3. 2015.....	XXX											
4. 2016.....	XXX	XXX										
5. 2017.....	XXX	XXX	XXX									
6. 2018.....	XXX	XXX	XXX	XXX								
7. 2019.....	XXX	XXX	XXX	XXX	XXX							
8. 2020.....	XXX	XXX	XXX	XXX	XXX	XXX						
9. 2021.....	XXX	XXX	XXX	XXX	XXX	XXX	XXX					
10. 2022.....	XXX	XXX	XXX	XXX	XXX	XXX	XXX	XXX				XXX
11. 2023.....	XXX	XXX	XXX	XXX	XXX	XXX	XXX	XXX	XXX		XXX	XXX
12. Totals												

SCHEDULE P - PART 2E - COMMERCIAL MULTIPLE PERIL

1. Prior.....												
2. 2014.....												
3. 2015.....	XXX											
4. 2016.....	XXX	XXX										
5. 2017.....	XXX	XXX	XXX									
6. 2018.....	XXX	XXX	XXX	XXX								
7. 2019.....	XXX	XXX	XXX	XXX	XXX							
8. 2020.....	XXX	XXX	XXX	XXX	XXX	XXX						
9. 2021.....	XXX	XXX	XXX	XXX	XXX	XXX	XXX					
10. 2022.....	XXX	XXX	XXX	XXX	XXX	XXX	XXX	XXX				XXX
11. 2023.....	XXX	XXX	XXX	XXX	XXX	XXX	XXX	XXX	XXX		XXX	XXX
12. Totals												

ANNUAL STATEMENT FOR THE YEAR 2023 OF THE Dealers Assurance Company

SCHEDULE P - PART 2F - SECTION 1 - MEDICAL PROFESSIONAL LIABILITY - OCCURRENCE

Years in Which Losses Were Incurred	INCURRED NET LOSSES AND DEFENSE AND COST CONTAINMENT EXPENSES REPORTED AT YEAR END (\$000 OMITTED)										DEVELOPMENT	
	1 2014	2 2015	3 2016	4 2017	5 2018	6 2019	7 2020	8 2021	9 2022	10 2023	11 One Year	12 Two Year
1. Prior.....												
2. 2014.....												
3. 2015.....	XXX											
4. 2016.....	XXX	XXX										
5. 2017.....	XXX	XXX	XXX									
6. 2018.....	XXX	XXX	XXX	XXX								
7. 2019.....	XXX	XXX	XXX	XXX	XXX							
8. 2020.....	XXX	XXX	XXX	XXX	XXX	XXX						
9. 2021.....	XXX	XXX	XXX	XXX	XXX	XXX	XXX					
10. 2022.....	XXX	XXX	XXX	XXX	XXX	XXX	XXX	XXX				XXX
11. 2023	XXX	XXX	XXX	XXX	XXX	XXX	XXX	XXX	XXX		XXX	XXX
12. Totals												

SCHEDULE P - PART 2F - SECTION 2 - MEDICAL PROFESSIONAL LIABILITY - CLAIMS-MADE

1. Prior.....												
2. 2014.....												
3. 2015.....	XXX											
4. 2016.....	XXX	XXX										
5. 2017.....	XXX	XXX	XXX									
6. 2018.....	XXX	XXX	XXX	XXX								
7. 2019.....	XXX	XXX	XXX	XXX	XXX							
8. 2020.....	XXX	XXX	XXX	XXX	XXX	XXX						
9. 2021.....	XXX	XXX	XXX	XXX	XXX	XXX	XXX					
10. 2022.....	XXX	XXX	XXX	XXX	XXX	XXX	XXX	XXX				XXX
11. 2023	XXX	XXX	XXX	XXX	XXX	XXX	XXX	XXX	XXX		XXX	XXX
12. Totals												

SCHEDULE P - PART 2G - SPECIAL LIABILITY (OCEAN MARINE, AIRCRAFT (ALL PERILS),
BOILER AND MACHINERY)

1. Prior.....												
2. 2014.....												
3. 2015.....	XXX											
4. 2016.....	XXX	XXX										
5. 2017.....	XXX	XXX	XXX									
6. 2018.....	XXX	XXX	XXX	XXX								
7. 2019.....	XXX	XXX	XXX	XXX	XXX							
8. 2020.....	XXX	XXX	XXX	XXX	XXX	XXX						
9. 2021.....	XXX	XXX	XXX	XXX	XXX	XXX	XXX					
10. 2022.....	XXX	XXX	XXX	XXX	XXX	XXX	XXX	XXX				XXX
11. 2023	XXX	XXX	XXX	XXX	XXX	XXX	XXX	XXX	XXX		XXX	XXX
12. Totals												

SCHEDULE P - PART 2H - SECTION 1 - OTHER LIABILITY - OCCURRENCE

1. Prior.....	0	0	0	0	0	0	0	0	0	0	0	0
2. 2014.....	0	14	14	14	14	14	14	14	14	14	0	0
3. 2015.....	XXX	51	67	67	67	67	67	67	67	67	0	0
4. 2016.....	XXX	XXX	539	446	446	447	447	447	447	447	0	0
5. 2017.....	XXX	XXX	XXX	1,230	881	880	880	880	880	880	0	0
6. 2018.....	XXX	XXX	XXX	XXX	897	933	937	937	937	937	0	0
7. 2019.....	XXX	XXX	XXX	XXX	XXX	1,387	1,405	1,409	1,409	1,409	0	0
8. 2020.....	XXX	XXX	XXX	XXX	XXX	XXX	1,818	1,580	1,581	1,581	0	1
9. 2021.....	XXX	XXX	XXX	XXX	XXX	XXX	XXX	1,480	1,006	1,013	7	(467)
10. 2022.....	XXX	XXX	XXX	XXX	XXX	XXX	XXX	XXX	2,010	2,808	798	XXX
11. 2023	XXX	XXX	XXX	XXX	XXX	XXX	XXX	XXX	XXX	7,894	XXX	XXX
12. Totals											805	(466)

SCHEDULE P - PART 2H - SECTION 2 - OTHER LIABILITY - CLAIMS-MADE

1. Prior.....												
2. 2014.....												
3. 2015.....	XXX											
4. 2016.....	XXX	XXX										
5. 2017.....	XXX	XXX	XXX									
6. 2018.....	XXX	XXX	XXX	XXX								
7. 2019.....	XXX	XXX	XXX	XXX	XXX							
8. 2020.....	XXX	XXX	XXX	XXX	XXX	XXX						
9. 2021.....	XXX	XXX	XXX	XXX	XXX	XXX	XXX					
10. 2022.....	XXX	XXX	XXX	XXX	XXX	XXX	XXX	XXX				XXX
11. 2023	XXX	XXX	XXX	XXX	XXX	XXX	XXX	XXX	XXX		XXX	XXX
12. Totals												

Schedule P - Part 2I - Special Property

N O N E

Schedule P - Part 2J - Auto Physical Damage

N O N E

Schedule P - Part 2K - Fidelity/Surety

N O N E

Schedule P - Part 2L - Other (Including Credit, Accident and Health)

N O N E

Schedule P - Part 2M - International

N O N E

Schedule P - Part 2N - Reinsurance - Nonproportional Assumed Property

N O N E

Schedule P - Part 2O - Reinsurance - Nonproportional Assumed Liability

N O N E

Schedule P - Part 2P - Reinsurance - Nonproportional Assumed Financial Lines

N O N E

ANNUAL STATEMENT FOR THE YEAR 2023 OF THE Dealers Assurance Company

SCHEDULE P - PART 2R - SECTION 1 - PRODUCTS LIABILITY - OCCURRENCE

Years in Which Losses Were Incurred	INCURRED NET LOSSES AND DEFENSE AND COST CONTAINMENT EXPENSES REPORTED AT YEAR END (\$000 OMITTED)										DEVELOPMENT	
	1 2014	2 2015	3 2016	4 2017	5 2018	6 2019	7 2020	8 2021	9 2022	10 2023	11 One Year	12 Two Year
1. Prior.....												
2. 2014.....												
3. 2015.....	XXX											
4. 2016.....	XXX	XXX										
5. 2017.....	XXX	XXX	XXX									
6. 2018.....	XXX	XXX	XXX									
7. 2019.....	XXX	XXX	XXX	XXX								
8. 2020.....	XXX	XXX	XXX	XXX	XXX	XXX						
9. 2021.....	XXX	XXX	XXX	XXX	XXX	XXX	XXX					
10. 2022.....	XXX	XXX	XXX	XXX	XXX	XXX	XXX	XXX				XXX
11. 2023	XXX	XXX	XXX	XXX	XXX	XXX	XXX	XXX	XXX		XXX	XXX
12. Totals												

SCHEDULE P - PART 2R - SECTION 2 - PRODUCTS LIABILITY - CLAIMS-MADE

1. Prior.....												
2. 2014.....												
3. 2015.....	XXX											
4. 2016.....	XXX	XXX										
5. 2017.....	XXX	XXX	XXX									
6. 2018.....	XXX	XXX	XXX	XXX								
7. 2019.....	XXX	XXX	XXX	XXX	XXX							
8. 2020.....	XXX	XXX	XXX	XXX	XXX	XXX						
9. 2021.....	XXX	XXX	XXX	XXX	XXX	XXX	XXX					
10. 2022.....	XXX	XXX	XXX	XXX	XXX	XXX	XXX	XXX				XXX
11. 2023	XXX	XXX	XXX	XXX	XXX	XXX	XXX	XXX	XXX		XXX	XXX
12. Totals												

SCHEDULE P - PART 2S - FINANCIAL GUARANTY/MORTGAGE GUARANTY

1. Prior.....	XXX	XXX	XXX	XXX	XXX	XXX	XXX					
2. 2022.....	XXX	XXX	XXX	XXX	XXX	XXX	XXX	XXX				XXX
3. 2023	XXX	XXX	XXX	XXX	XXX	XXX	XXX	XXX	XXX		XXX	XXX
4. Totals												

SCHEDULE P - PART 2T - WARRANTY

1. Prior.....	XXX	XXX	XXX	XXX	XXX	XXX	XXX	427	364	370	6	(57)
2. 2022.....	XXX	XXX	XXX	XXX	XXX	XXX	XXX	XXX	3,343	3,277	(66)	XXX
3. 2023	XXX	XXX	XXX	XXX	XXX	XXX	XXX	XXX	XXX	4,217	XXX	XXX
4. Totals											(60)	(57)

ANNUAL STATEMENT FOR THE YEAR 2023 OF THE Dealers Assurance Company

SCHEDULE P - PART 3A - HOMEOWNERS/FARMOWNERS

Years in Which Losses Were Incurred	CUMULATIVE PAID NET LOSSES AND DEFENSE AND COST CONTAINMENT EXPENSES REPORTED AT YEAR END (\$000 OMITTED)										11 Number of Claims Closed With Loss Payment	12 Number of Claims Closed Without Loss Payment
	1	2	3	4	5	6	7	8	9	10		
	2014	2015	2016	2017	2018	2019	2020	2021	2022	2023		
1. Prior.....	000.....											
2. 2014.....												
3. 2015.....	XXX.....											
4. 2016.....	XXX.....	XXX.....										
5. 2017.....	XXX.....	XXX.....	XXX.....									
6. 2018.....	XXX.....	XXX.....	XXX.....	XXX.....								
7. 2019.....	XXX.....	XXX.....	XXX.....	XXX.....	XXX.....	XXX.....						
8. 2020.....	XXX.....	XXX.....	XXX.....	XXX.....	XXX.....	XXX.....	XXX.....					
9. 2021.....	XXX.....	XXX.....	XXX.....	XXX.....	XXX.....	XXX.....	XXX.....	XXX.....				
10. 2022.....	XXX.....	XXX.....	XXX.....	XXX.....	XXX.....	XXX.....	XXX.....	XXX.....	XXX.....			
11. 2023.....	XXX.....	XXX.....	XXX.....	XXX.....	XXX.....	XXX.....	XXX.....	XXX.....	XXX.....	XXX.....		

SCHEDULE P - PART 3B - PRIVATE PASSENGER AUTO LIABILITY/MEDICAL

1. Prior.....	000.....											
2. 2014.....												
3. 2015.....	XXX.....											
4. 2016.....	XXX.....	XXX.....										
5. 2017.....	XXX.....	XXX.....	XXX.....									
6. 2018.....	XXX.....	XXX.....	XXX.....	XXX.....								
7. 2019.....	XXX.....	XXX.....	XXX.....	XXX.....	XXX.....	XXX.....						
8. 2020.....	XXX.....	XXX.....	XXX.....	XXX.....	XXX.....	XXX.....	XXX.....					
9. 2021.....	XXX.....	XXX.....	XXX.....	XXX.....	XXX.....	XXX.....	XXX.....	XXX.....				
10. 2022.....	XXX.....	XXX.....	XXX.....	XXX.....	XXX.....	XXX.....	XXX.....	XXX.....	XXX.....			
11. 2023.....	XXX.....	XXX.....	XXX.....	XXX.....	XXX.....	XXX.....	XXX.....	XXX.....	XXX.....	XXX.....		

SCHEDULE P - PART 3C - COMMERCIAL AUTO/TRUCK LIABILITY/MEDICAL

1. Prior.....	000.....											
2. 2014.....												
3. 2015.....	XXX.....											
4. 2016.....	XXX.....	XXX.....										
5. 2017.....	XXX.....	XXX.....	XXX.....									
6. 2018.....	XXX.....	XXX.....	XXX.....	XXX.....								
7. 2019.....	XXX.....	XXX.....	XXX.....	XXX.....	XXX.....	XXX.....						
8. 2020.....	XXX.....	XXX.....	XXX.....	XXX.....	XXX.....	XXX.....	XXX.....					
9. 2021.....	XXX.....	XXX.....	XXX.....	XXX.....	XXX.....	XXX.....	XXX.....	XXX.....				
10. 2022.....	XXX.....	XXX.....	XXX.....	XXX.....	XXX.....	XXX.....	XXX.....	XXX.....	XXX.....			
11. 2023.....	XXX.....	XXX.....	XXX.....	XXX.....	XXX.....	XXX.....	XXX.....	XXX.....	XXX.....	XXX.....		

SCHEDULE P - PART 3D - WORKERS' COMPENSATION
(EXCLUDING EXCESS WORKERS' COMPENSATION)

1. Prior.....	000.....											
2. 2014.....												
3. 2015.....	XXX.....											
4. 2016.....	XXX.....	XXX.....										
5. 2017.....	XXX.....	XXX.....	XXX.....									
6. 2018.....	XXX.....	XXX.....	XXX.....	XXX.....								
7. 2019.....	XXX.....	XXX.....	XXX.....	XXX.....	XXX.....	XXX.....						
8. 2020.....	XXX.....	XXX.....	XXX.....	XXX.....	XXX.....	XXX.....	XXX.....					
9. 2021.....	XXX.....	XXX.....	XXX.....	XXX.....	XXX.....	XXX.....	XXX.....	XXX.....				
10. 2022.....	XXX.....	XXX.....	XXX.....	XXX.....	XXX.....	XXX.....	XXX.....	XXX.....	XXX.....			
11. 2023.....	XXX.....	XXX.....	XXX.....	XXX.....	XXX.....	XXX.....	XXX.....	XXX.....	XXX.....	XXX.....		

SCHEDULE P - PART 3E - COMMERCIAL MULTIPLE PERIL

1. Prior.....	000.....											
2. 2014.....												
3. 2015.....	XXX.....											
4. 2016.....	XXX.....	XXX.....										
5. 2017.....	XXX.....	XXX.....	XXX.....									
6. 2018.....	XXX.....	XXX.....	XXX.....	XXX.....								
7. 2019.....	XXX.....	XXX.....	XXX.....	XXX.....	XXX.....	XXX.....						
8. 2020.....	XXX.....	XXX.....	XXX.....	XXX.....	XXX.....	XXX.....	XXX.....					
9. 2021.....	XXX.....	XXX.....	XXX.....	XXX.....	XXX.....	XXX.....	XXX.....	XXX.....				
10. 2022.....	XXX.....	XXX.....	XXX.....	XXX.....	XXX.....	XXX.....	XXX.....	XXX.....	XXX.....			
11. 2023.....	XXX.....	XXX.....	XXX.....	XXX.....	XXX.....	XXX.....	XXX.....	XXX.....	XXX.....	XXX.....		

ANNUAL STATEMENT FOR THE YEAR 2023 OF THE Dealers Assurance Company

SCHEDULE P - PART 3F - SECTION 1 - MEDICAL PROFESSIONAL LIABILITY - OCCURRENCE

Years in Which Losses Were Incurred	CUMULATIVE PAID NET LOSSES AND DEFENSE AND COST CONTAINMENT EXPENSES REPORTED AT YEAR END (\$000 OMITTED)										11 Number of Claims Closed With Loss Payment	12 Number of Claims Closed Without Loss Payment
	1	2	3	4	5	6	7	8	9	10		
	2014	2015	2016	2017	2018	2019	2020	2021	2022	2023		
1. Prior.....	000.....											
2. 2014.....												
3. 2015.....	XXX.....											
4. 2016.....	XXX.....	XXX.....										
5. 2017.....	XXX.....	XXX.....	XXX.....									
6. 2018.....	XXX.....	XXX.....	XXX.....	XXX.....								
7. 2019.....	XXX.....	XXX.....	XXX.....	XXX.....	XXX.....	XXX.....						
8. 2020.....	XXX.....	XXX.....	XXX.....	XXX.....	XXX.....	XXX.....	XXX.....					
9. 2021.....	XXX.....	XXX.....	XXX.....	XXX.....	XXX.....	XXX.....	XXX.....	XXX.....				
10. 2022.....	XXX.....	XXX.....	XXX.....	XXX.....	XXX.....	XXX.....	XXX.....	XXX.....	XXX.....			
11. 2023.....	XXX.....	XXX.....	XXX.....	XXX.....	XXX.....	XXX.....	XXX.....	XXX.....	XXX.....			

SCHEDULE P - PART 3F - SECTION 2 - MEDICAL PROFESSIONAL LIABILITY - CLAIMS-MADE

1. Prior.....	000.....											
2. 2014.....												
3. 2015.....	XXX.....											
4. 2016.....	XXX.....	XXX.....										
5. 2017.....	XXX.....	XXX.....	XXX.....									
6. 2018.....	XXX.....	XXX.....	XXX.....	XXX.....								
7. 2019.....	XXX.....	XXX.....	XXX.....	XXX.....	XXX.....	XXX.....						
8. 2020.....	XXX.....	XXX.....	XXX.....	XXX.....	XXX.....	XXX.....	XXX.....					
9. 2021.....	XXX.....	XXX.....	XXX.....	XXX.....	XXX.....	XXX.....	XXX.....	XXX.....				
10. 2022.....	XXX.....	XXX.....	XXX.....	XXX.....	XXX.....	XXX.....	XXX.....	XXX.....	XXX.....			
11. 2023.....	XXX.....	XXX.....	XXX.....	XXX.....	XXX.....	XXX.....	XXX.....	XXX.....	XXX.....			

SCHEDULE P - PART 3G - SPECIAL LIABILITY (OCEAN MARINE, AIRCRAFT (ALL PERILS),
BOILER AND MACHINERY)

1. Prior.....	000.....										XXX.....	XXX.....
2. 2014.....											XXX.....	XXX.....
3. 2015.....	XXX.....										XXX.....	XXX.....
4. 2016.....	XXX.....	XXX.....									XXX.....	XXX.....
5. 2017.....	XXX.....	XXX.....	XXX.....								XXX.....	XXX.....
6. 2018.....	XXX.....	XXX.....	XXX.....	XXX.....							XXX.....	XXX.....
7. 2019.....	XXX.....	XXX.....	XXX.....	XXX.....	XXX.....	XXX.....					XXX.....	XXX.....
8. 2020.....	XXX.....	XXX.....	XXX.....	XXX.....	XXX.....	XXX.....	XXX.....				XXX.....	XXX.....
9. 2021.....	XXX.....	XXX.....	XXX.....	XXX.....	XXX.....	XXX.....	XXX.....	XXX.....			XXX.....	XXX.....
10. 2022.....	XXX.....	XXX.....	XXX.....	XXX.....	XXX.....	XXX.....	XXX.....	XXX.....	XXX.....		XXX.....	XXX.....
11. 2023.....	XXX.....	XXX.....	XXX.....	XXX.....	XXX.....	XXX.....	XXX.....	XXX.....	XXX.....	XXX.....	XXX.....	XXX.....

SCHEDULE P - PART 3H - SECTION 1 - OTHER LIABILITY - OCCURRENCE

1. Prior.....	000.....	0.....	0.....	0.....	0.....	0.....	0.....	0.....	0.....	0.....	0.....	(20).....	
2. 2014.....	0.....	14.....	14.....	14.....	14.....	14.....	14.....	14.....	14.....	14.....	14.....	(12).....	0.....
3. 2015.....	XXX.....	46.....	67.....	67.....	67.....	67.....	67.....	67.....	67.....	67.....	67.....	165.....	0.....
4. 2016.....	XXX.....	XXX.....	405.....	446.....	446.....	447.....	447.....	447.....	447.....	447.....	447.....	2,712.....	0.....
5. 2017.....	XXX.....	XXX.....	XXX.....	886.....	881.....	880.....	880.....	880.....	880.....	880.....	880.....	9,910.....	0.....
6. 2018.....	XXX.....	XXX.....	XXX.....	XXX.....	732.....	933.....	937.....	937.....	937.....	937.....	937.....	6,727.....	0.....
7. 2019.....	XXX.....	XXX.....	XXX.....	XXX.....	XXX.....	1,123.....	1,405.....	1,409.....	1,409.....	1,409.....	1,409.....	5,753.....	0.....
8. 2020.....	XXX.....	XXX.....	XXX.....	XXX.....	XXX.....	XXX.....	1,304.....	1,580.....	1,581.....	1,581.....	1,581.....	2,689.....	0.....
9. 2021.....	XXX.....	XXX.....	XXX.....	XXX.....	XXX.....	XXX.....	XXX.....	967.....	1,006.....	1,013.....	1,013.....	1,459.....	0.....
10. 2022.....	XXX.....	XXX.....	XXX.....	XXX.....	XXX.....	XXX.....	XXX.....	XXX.....	1,435.....	2,808.....	2,808.....	2,575.....	0.....
11. 2023.....	XXX.....	XXX.....	XXX.....	XXX.....	XXX.....	XXX.....	XXX.....	XXX.....	XXX.....	5,420.....	5,420.....	3,632.....	

SCHEDULE P - PART 3H - SECTION 2 - OTHER LIABILITY - CLAIMS-MADE

1. Prior.....	000.....	0.....	0.....	0.....	0.....	0.....	0.....	0.....	0.....	0.....	0.....	0.....	
2. 2014.....													
3. 2015.....	XXX.....												
4. 2016.....	XXX.....	XXX.....											
5. 2017.....	XXX.....	XXX.....	XXX.....										
6. 2018.....	XXX.....	XXX.....	XXX.....	XXX.....									
7. 2019.....	XXX.....	XXX.....	XXX.....	XXX.....	XXX.....								
8. 2020.....	XXX.....	XXX.....	XXX.....	XXX.....	XXX.....	XXX.....							
9. 2021.....	XXX.....	XXX.....	XXX.....	XXX.....	XXX.....	XXX.....	XXX.....						
10. 2022.....	XXX.....	XXX.....	XXX.....	XXX.....	XXX.....	XXX.....	XXX.....	XXX.....					
11. 2023.....	XXX.....	XXX.....	XXX.....	XXX.....	XXX.....	XXX.....	XXX.....	XXX.....	XXX.....	XXX.....	0.....		

Schedule P - Part 3I - Special Property

N O N E

Schedule P - Part 3J - Auto Physical Damage

N O N E

Schedule P - Part 3K - Fidelity/Surety

N O N E

Schedule P - Part 3L - Other (Including Credit, Accident and Health)

N O N E

Schedule P - Part 3M - International

N O N E

Schedule P - Part 3N - Reinsurance - Nonproportional Assumed Property

N O N E

Schedule P - Part 3O - Reinsurance - Nonproportional Assumed Liability

N O N E

Schedule P - Part 3P - Reinsurance - Nonproportional Assumed Financial Lines

N O N E

ANNUAL STATEMENT FOR THE YEAR 2023 OF THE Dealers Assurance Company

SCHEDULE P - PART 3R - SECTION 1 - PRODUCTS LIABILITY - OCCURRENCE

Years in Which Losses Were Incurred	CUMULATIVE PAID NET LOSSES AND DEFENSE AND COST CONTAINMENT EXPENSES REPORTED AT YEAR END (\$000 OMITTED)										11 Number of Claims Closed With Loss Payment	12 Number of Claims Closed Without Loss Payment
	1	2	3	4	5	6	7	8	9	10		
	2014	2015	2016	2017	2018	2019	2020	2021	2022	2023		
1. Prior.....	000.....											
2. 2014.....												
3. 2015.....	XXX.....											
4. 2016.....	XXX.....	XXX.....										
5. 2017.....	XXX.....	XXX.....	XXX.....									
6. 2018.....	XXX.....	XXX.....	XXX.....	XXX.....								
7. 2019.....	XXX.....	XXX.....	XXX.....	XXX.....	XXX.....							
8. 2020.....	XXX.....	XXX.....	XXX.....	XXX.....	XXX.....	XXX.....						
9. 2021.....	XXX.....	XXX.....	XXX.....	XXX.....	XXX.....	XXX.....	XXX.....					
10. 2022.....	XXX.....	XXX.....	XXX.....	XXX.....	XXX.....	XXX.....	XXX.....	XXX.....				
11. 2023.....	XXX.....	XXX.....	XXX.....	XXX.....	XXX.....	XXX.....	XXX.....	XXX.....	XXX.....			

SCHEDULE P - PART 3R - SECTION 2 - PRODUCTS LIABILITY - CLAIMS-MADE

1. Prior.....	000.....											
2. 2014.....												
3. 2015.....	XXX.....											
4. 2016.....	XXX.....	XXX.....										
5. 2017.....	XXX.....	XXX.....	XXX.....									
6. 2018.....	XXX.....	XXX.....	XXX.....	XXX.....								
7. 2019.....	XXX.....	XXX.....	XXX.....	XXX.....	XXX.....							
8. 2020.....	XXX.....	XXX.....	XXX.....	XXX.....	XXX.....	XXX.....						
9. 2021.....	XXX.....	XXX.....	XXX.....	XXX.....	XXX.....	XXX.....	XXX.....					
10. 2022.....	XXX.....	XXX.....	XXX.....	XXX.....	XXX.....	XXX.....	XXX.....	XXX.....				
11. 2023.....	XXX.....	XXX.....	XXX.....	XXX.....	XXX.....	XXX.....	XXX.....	XXX.....	XXX.....			

SCHEDULE P - PART 3S - FINANCIAL GUARANTY/MORTGAGE GUARANTY

1. Prior.....	XXX.....	XXX.....	XXX.....	XXX.....	XXX.....	XXX.....	XXX.....	XXX.....	XXX.....	XXX.....	XXX.....	XXX.....
2. 2022.....	XXX.....	XXX.....	XXX.....	XXX.....	XXX.....	XXX.....	XXX.....	XXX.....	XXX.....	XXX.....	XXX.....	XXX.....
3. 2023.....	XXX.....	XXX.....	XXX.....	XXX.....	XXX.....	XXX.....	XXX.....	XXX.....	XXX.....	XXX.....	XXX.....	XXX.....

SCHEDULE P - PART 3T - WARRANTY

1. Prior.....	XXX.....	XXX.....	XXX.....	XXX.....	XXX.....	XXX.....	XXX.....	000.....	364.....	370.....	9,965.....	
2. 2022.....	XXX.....	XXX.....	XXX.....	XXX.....	XXX.....	XXX.....	XXX.....	XXX.....	2,922.....	3,277.....	176,573.....	0.....
3. 2023.....	XXX.....	XXX.....	XXX.....	XXX.....	XXX.....	XXX.....	XXX.....	XXX.....	XXX.....	3,748.....	172,042.....	0.....

ANNUAL STATEMENT FOR THE YEAR 2023 OF THE Dealers Assurance Company

SCHEDULE P - PART 4A - HOMEOWNERS/FARMOWNERS

Years in Which Losses Were Incurred	BULK AND IBNR RESERVES ON NET LOSSES AND DEFENSE AND COST CONTAINMENT EXPENSES REPORTED AT YEAR END (\$000 OMITTED)									
	1	2	3	4	5	6	7	8	9	10
	2014	2015	2016	2017	2018	2019	2020	2021	2022	2023
1. Prior.....										
2. 2014.....										
3. 2015.....	XXX									
4. 2016.....	XXX	XXX								
5. 2017.....	XXX	XXX	XX							
6. 2018.....	XXX	XXX	XX	XX						
7. 2019.....	XXX	XXX	XX	XXX	XX					
8. 2020.....	XXX	XXX	XXX	XXX	XXX	XXX				
9. 2021.....	XXX	XXX	XXX	XXX	XXX	XXX	XXX			
10. 2022.....	XXX	XXX	XXX	XXX	XXX	XXX	XXX	XXX		
11. 2023.....	XXX	XXX	XXX	XXX	XXX	XXX	XXX	XXX	XXX	

SCHEDULE P - PART 4B - PRIVATE PASSENGER AUTO LIABILITY/MEDICAL

1. Prior.....										
2. 2014.....										
3. 2015.....	XXX									
4. 2016.....	XXX	XXX								
5. 2017.....	XXX	XXX	XXX							
6. 2018.....	XXX	XXX	XX	XX						
7. 2019.....	XXX	XXX	XX	XX	XX					
8. 2020.....	XXX	XXX	XX	XX	XX	XX				
9. 2021.....	XXX	XXX	XX	XXX	XXX	XXX	XXX			
10. 2022.....	XXX	XXX	XXX	XXX	XXX	XXX	XXX	XXX		
11. 2023.....	XXX	XXX	XXX	XXX	XXX	XXX	XXX	XXX	XXX	

SCHEDULE P - PART 4C - COMMERCIAL AUTO/TRUCK LIABILITY/MEDICAL

1. Prior.....										
2. 2014.....										
3. 2015.....	XXX									
4. 2016.....	XXX	XXX								
5. 2017.....	XXX	XXX	XXX							
6. 2018.....	XXX	XXX	XX	XX						
7. 2019.....	XXX	XXX	XX	XX	XX					
8. 2020.....	XXX	XXX	XX	XX	XX	XX				
9. 2021.....	XXX	XXX	XX	XXX	XXX	XX	XXX			
10. 2022.....	XXX	XXX	XXX	XXX	XXX	XXX	XXX	XXX		
11. 2023.....	XXX	XXX	XXX	XXX	XXX	XXX	XXX	XXX	XXX	

SCHEDULE P - PART 4D - WORKERS' COMPENSATION
(EXCLUDING EXCESS WORKERS' COMPENSATION)

1. Prior.....										
2. 2014.....										
3. 2015.....	XXX									
4. 2016.....	XXX	XXX								
5. 2017.....	XXX	XXX	XXX							
6. 2018.....	XXX	XXX	XX	XX						
7. 2019.....	XXX	XXX	XX	XX	XX					
8. 2020.....	XXX	XXX	XX	XX	XX	XX				
9. 2021.....	XXX	XXX	XX	XXX	XXX	XX	XXX			
10. 2022.....	XXX	XXX	XXX	XXX	XXX	XXX	XXX	XXX		
11. 2023.....	XXX	XXX	XXX	XXX	XXX	XXX	XXX	XXX	XXX	

SCHEDULE P - PART 4E - COMMERCIAL MULTIPLE PERIL

1. Prior.....										
2. 2014.....										
3. 2015.....	XXX									
4. 2016.....	XXX	XXX								
5. 2017.....	XXX	XXX	XXX							
6. 2018.....	XXX	XXX	XX	XX						
7. 2019.....	XXX	XXX	XX	XX	XX					
8. 2020.....	XXX	XXX	XX	XX	XX	XX				
9. 2021.....	XXX	XXX	XX	XXX	XXX	XX	XXX			
10. 2022.....	XXX	XXX	XXX	XXX	XXX	XXX	XXX	XXX		
11. 2023.....	XXX	XXX	XXX	XXX	XXX	XXX	XXX	XXX	XXX	

ANNUAL STATEMENT FOR THE YEAR 2023 OF THE Dealers Assurance Company

SCHEDULE P - PART 4F - SECTION 1 - MEDICAL PROFESSIONAL LIABILITY - OCCURRENCE

Years in Which Losses Were Incurred	BULK AND IBNR RESERVES ON NET LOSSES AND DEFENSE AND COST CONTAINMENT EXPENSES REPORTED AT YEAR END (\$000 OMITTED)									
	1	2	3	4	5	6	7	8	9	10
	2014	2015	2016	2017	2018	2019	2020	2021	2022	2023
1. Prior.....										
2. 2014.....										
3. 2015.....	XXX									
4. 2016.....	XXX	XXX								
5. 2017.....	XXX	XXX	XX							
6. 2018.....	XXX	XXX	XX	XX						
7. 2019.....	XXX	XXX	XX	XXX	XXX					
8. 2020.....	XXX	XXX	XXX	XXX	XXX	XXX				
9. 2021.....	XXX	XXX	XXX	XXX	XXX	XXX	XXX			
10. 2022.....	XXX	XXX	XXX	XXX	XXX	XXX	XXX	XXX		
11. 2023.....	XXX	XXX	XXX	XXX	XXX	XXX	XXX	XXX	XXX	

SCHEDULE P - PART 4F - SECTION 2 - MEDICAL PROFESSIONAL LIABILITY - CLAIMS-MADE

1. Prior.....										
2. 2014.....										
3. 2015.....	XXX									
4. 2016.....	XXX	XXX								
5. 2017.....	XXX	XXX	XXX							
6. 2018.....	XXX	XXX	XX	XX						
7. 2019.....	XXX	XXX	XX	XX	XX					
8. 2020.....	XXX	XXX	XX	XX	XX	XX				
9. 2021.....	XXX	XXX	XX	XXX	XXX	XX	XXX			
10. 2022.....	XXX	XXX	XXX	XXX	XXX	XXX	XXX	XXX		
11. 2023.....	XXX	XXX	XXX	XXX	XXX	XXX	XXX	XXX	XXX	

SCHEDULE P - PART 4G - SPECIAL LIABILITY (OCEAN MARINE, AIRCRAFT (ALL PERILS), BOILER AND MACHINERY)

1. Prior.....										
2. 2014.....										
3. 2015.....	XXX									
4. 2016.....	XXX	XXX								
5. 2017.....	XXX	XXX	XXX							
6. 2018.....	XXX	XXX	XX	XX						
7. 2019.....	XXX	XXX	XX	XX	XX					
8. 2020.....	XXX	XXX	XX	XX	XX	XX				
9. 2021.....	XXX	XXX	XX	XXX	XXX	XX	XXX			
10. 2022.....	XXX	XXX	XXX	XXX	XXX	XXX	XXX	XXX		
11. 2023.....	XXX	XXX	XXX	XXX	XXX	XXX	XXX	XXX	XXX	

SCHEDULE P - PART 4H - SECTION 1 - OTHER LIABILITY - OCCURRENCE

1. Prior.....	0	0	0	0	0	0	0	0	0	0
2. 2014.....	0	0	0	0	0	0	0	0	0	0
3. 2015.....	XXX	5	0	0	0	0	0	0	0	0
4. 2016.....	XXX	XXX	134	0	0	0	0	0	0	0
5. 2017.....	XXX	XXX	XXX	344	0	0	0	0	0	0
6. 2018.....	XXX	XXX	XXX	XXX	165	0	0	0	0	0
7. 2019.....	XXX	XXX	XXX	XXX	XXX	264	0	0	0	0
8. 2020.....	XXX	XXX	XXX	XXX	XXX	XXX	514	0	0	0
9. 2021.....	XXX	XXX	XXX	XXX	XXX	XXX	XXX	513	0	0
10. 2022.....	XXX	XXX	XXX	XXX	XXX	XXX	XXX	XXX	575	0
11. 2023.....	XXX	XXX	XXX	XXX	XXX	XXX	XXX	XXX	XXX	2,474

SCHEDULE P - PART 4H - SECTION 2 - OTHER LIABILITY - CLAIMS-MADE

1. Prior.....										
2. 2014.....										
3. 2015.....	XXX									
4. 2016.....	XXX	XXX								
5. 2017.....	XXX	XXX	XXX							
6. 2018.....	XXX	XXX	XX	XX						
7. 2019.....	XXX	XXX	XX	XX	XX					
8. 2020.....	XXX	XXX	XX	XX	XX	XX				
9. 2021.....	XXX	XXX	XX	XXX	XXX	XX	XXX			
10. 2022.....	XXX	XXX	XXX	XXX	XXX	XXX	XXX	XXX		
11. 2023.....	XXX	XXX	XXX	XXX	XXX	XXX	XXX	XXX	XXX	

Schedule P - Part 4I - Special Property

N O N E

Schedule P - Part 4J - Auto Physical Damage

N O N E

Schedule P - Part 4K - Fidelity/Surety

N O N E

Schedule P - Part 4L - Other (Including Credit, Accident and Health)

N O N E

Schedule P - Part 4M - International

N O N E

Schedule P - Part 4N - Reinsurance - Nonproportional Assumed Property

N O N E

Schedule P - Part 4O - Reinsurance - Nonproportional Assumed Liability

N O N E

Schedule P - Part 4P - Reinsurance - Nonproportional Assumed Financial Lines

N O N E

ANNUAL STATEMENT FOR THE YEAR 2023 OF THE Dealers Assurance Company

SCHEDULE P - PART 4R - SECTION 1 - PRODUCTS LIABILITY - OCCURRENCE

Years in Which Losses Were Incurred	BULK AND IBNR RESERVES ON NET LOSSES AND DEFENSE AND COST CONTAINMENT EXPENSES REPORTED AT YEAR END (\$000 OMITTED)									
	1	2	3	4	5	6	7	8	9	10
	2014	2015	2016	2017	2018	2019	2020	2021	2022	2023
1. Prior.....										
2. 2014.....										
3. 2015.....	XXX									
4. 2016.....	XXX	XXX								
5. 2017.....	XXX	XXX	XX							
6. 2018.....	XXX	XXX	XX	XXX						
7. 2019.....	XXX	XXX	XXX	XXX	XXX					
8. 2020.....	XXX	XXX	XXX	XXX	XXX	XXX				
9. 2021.....	XXX	XXX	XXX	XXX	XXX	XXX	XXX			
10. 2022.....	XXX	XXX	XXX	XXX	XXX	XXX	XXX	XXX		
11. 2023	XXX	XXX	XXX	XXX	XXX	XXX	XXX	XXX	XXX	

SCHEDULE P - PART 4R - SECTION 2 - PRODUCTS LIABILITY - CLAIMS-MADE

1. Prior.....										
2. 2014.....										
3. 2015.....	XXX									
4. 2016.....	XXX	XXX								
5. 2017.....	XXX	XXX	XXX							
6. 2018.....	XXX	XXX	XX	XXX						
7. 2019.....	XXX	XXX	XX	XXX	XX					
8. 2020.....	XXX	XXX	XX	XXX	XXX	XXX				
9. 2021.....	XXX	XXX	XXX	XXX	XXX	XXX	XXX			
10. 2022.....	XXX	XXX	XXX	XXX	XXX	XXX	XXX	XXX		
11. 2023	XXX	XXX	XXX	XXX	XXX	XXX	XXX	XXX	XXX	

SCHEDULE P - PART 4S - FINANCIAL GUARANTY/MORTGAGE GUARANTY

1. Prior.....	XXX	XXX	XX	XXX	XXX	XX	XX			
2. 2022.....	XXX	XXX	XX	XX	XX	XX	XXX	XXX		
3. 2023	XXX	XXX	XX	XX	XX	XX	XXX	XXX	XXX	

SCHEDULE P - PART 4T - WARRANTY

1. Prior.....	XXX	XXX	XXX	XXX	XXX	XXX	XXX	427	0	0
2. 2022.....	XXX	XXX	XXX	XXX	XXX	XXX	XXX	XXX	421	0
3. 2023	XXX	XXX	XXX	XXX	XXX	XXX	XXX	XXX	XXX	469

Schedule P - Part 5A - Homeowners/Farmowners - Section 1
N O N E

Schedule P - Part 5A - Homeowners/Farmowners - Section 2
N O N E

Schedule P - Part 5A - Homeowners/Farmowners - Section 3
N O N E

Schedule P - Part 5B - Private Passenger Auto Liability/Medical - Section 1
N O N E

Schedule P - Part 5B - Private Passenger Auto Liability/Medical - Section 2
N O N E

Schedule P - Part 5B - Private Passenger Auto Liability/Medical - Section 3
N O N E

Schedule P - Part 5C - Commercial Auto/Truck Liability/Medical - Section 1
N O N E

Schedule P - Part 5C - Commercial Auto/Truck Liability/Medical - Section 2
N O N E

Schedule P - Part 5C - Commercial Auto/Truck Liability/Medical - Section 3
N O N E

Schedule P-Part 5D-Workers' Compensation (Excluding Excess Workers' Compensation)-Section 1
N O N E

Schedule P-Part 5D-Workers' Compensation (Excluding Excess Workers' Compensation)-Section 2
N O N E

Schedule P-Part 5D-Workers' Compensation (Excluding Excess Workers' Compensation)-Section 3
N O N E

Schedule P - Part 5E - Commercial Multiple Peril - Section 1
N O N E

Schedule P - Part 5E - Commercial Multiple Peril - Section 2
N O N E

Schedule P - Part 5E - Commercial Multiple Peril - Section 3

N O N E

Schedule P - Part 5F - Medical Professional Liability - Occurrence - Section 1A

N O N E

Schedule P - Part 5F - Medical Professional Liability - Occurrence - Section 2A

N O N E

Schedule P - Part 5F - Medical Professional Liability - Occurrence - Section 3A

N O N E

Schedule P - Part 5F - Medical Professional Liability - Claims-Made - Section 1B

N O N E

Schedule P - Part 5F - Medical Professional Liability - Claims-Made - Section 2B

N O N E

Schedule P - Part 5F - Medical Professional Liability - Claims-Made - Section 3B

N O N E

ANNUAL STATEMENT FOR THE YEAR 2023 OF THE Dealers Assurance Company

SCHEDULE P - PART 5H - OTHER LIABILITY - OCCURRENCE

SECTION 1A

Years in Which Premiums Were Earned and Losses Were Incurred	CUMULATIVE NUMBER OF CLAIMS CLOSED WITH LOSS PAYMENT DIRECT AND ASSUMED AT YEAR END									
	1	2	3	4	5	6	7	8	9	10
	2014	2015	2016	2017	2018	2019	2020	2021	2022	2023
1. Prior.....	(89)	(8)	(2)	0	(10)	0	0	0	0	
2. 2014.....	98	38	1	1	(12)	(12)	(12)	(12)	(12)	(12)
3. 2015.....	XXX	344	75	76	165	165	165	165	165	165
4. 2016.....	XXX	XXX	698	1,195	2,716	2,712	2,712	2,712	2,712	2,712
5. 2017.....	XXX	XXX	XXX	6,281	9,766	9,910	9,910	9,910	9,910	9,910
6. 2018.....	XXX	XXX	XXX	XXX	5,487	6,712	6,727	6,727	6,727	6,727
7. 2019.....	XXX	XXX	XXX	XXX	XXX	5,275	5,747	5,753	5,753	5,753
8. 2020.....	XXX	XXX	XXX	XXX	XXX	XXX	2,334	2,686	2,689	2,689
9. 2021.....	XXX	XXX	XXX	XXX	XXX	XXX	XXX	1,311	1,451	1,459
10. 2022.....	XXX	XXX	XXX	XXX	XXX	XXX	XXX	XXX	1,924	2,575
11. 2023	XXX	XXX	XXX	XXX	XXX	XXX	XXX	XXX	XXX	3,632

SECTION 2A

Years in Which Premiums Were Earned and Losses Were Incurred	NUMBER OF CLAIMS OUTSTANDING DIRECT AND ASSUMED AT YEAR END									
	1	2	3	4	5	6	7	8	9	10
	2014	2015	2016	2017	2018	2019	2020	2021	2022	2023
1. Prior.....	0	0	0	0	0	0	0	0	0	
2. 2014.....	0	0	0							
3. 2015.....	XXX	0	0							
4. 2016.....	XXX	XXX	0							
5. 2017.....	XXX	XXX	XXX							
6. 2018.....	XXX	XXX	XXX	XXX						
7. 2019.....	XXX	XXX	XXX	XXX	XXX					
8. 2020.....	XXX	XXX	XXX	XXX	XXX	XXX				
9. 2021.....	XXX	XXX	XXX	XXX	XXX	XXX	XXX			
10. 2022.....	XXX	XXX	XXX	XXX	XXX	XXX	XXX	XXX		
11. 2023	XXX	XXX	XXX	XXX	XXX	XXX	XXX	XXX	XXX	

SECTION 3A

Years in Which Premiums Were Earned and Losses Were Incurred	CUMULATIVE NUMBER OF CLAIMS REPORTED DIRECT AND ASSUMED AT YEAR END									
	1	2	3	4	5	6	7	8	9	10
	2014	2015	2016	2017	2018	2019	2020	2021	2022	2023
1. Prior.....	(89)	(8)	(2)	0	(10)	0	0	0	0	0
2. 2014.....	98	38	1	1	(12)	(12)	(12)	(12)	(12)	(12)
3. 2015.....	XXX	344	75	76	165	165	165	165	165	165
4. 2016.....	XXX	XXX	698	1,195	2,716	2,712	2,712	2,712	2,712	2,712
5. 2017.....	XXX	XXX	XXX	6,281	9,766	9,910	9,910	9,910	9,910	9,910
6. 2018.....	XXX	XXX	XXX	XXX	5,487	6,712	6,727	6,727	6,727	6,727
7. 2019.....	XXX	XXX	XXX	XXX	XXX	5,275	5,747	5,753	5,753	5,753
8. 2020.....	XXX	XXX	XXX	XXX	XXX	XXX	2,334	2,686	2,689	2,689
9. 2021.....	XXX	XXX	XXX	XXX	XXX	XXX	XXX	1,311	1,451	1,459
10. 2022.....	XXX	XXX	XXX	XXX	XXX	XXX	XXX	XXX	1,924	2,575
11. 2023	XXX	XXX	XXX	XXX	XXX	XXX	XXX	XXX	XXX	3,632

Schedule P - Part 5H - Other Liability - Claims-Made - Section 1B

N O N E

Schedule P - Part 5H - Other Liability - Claims-Made - Section 2B

N O N E

Schedule P - Part 5H - Other Liability - Claims-Made - Section 3B

N O N E

Schedule P - Part 5R - Products Liability - Occurrence - Section 1A

N O N E

Schedule P - Part 5R - Products Liability - Occurrence - Section 2A

N O N E

Schedule P - Part 5R - Products Liability - Occurrence - Section 3A

N O N E

Schedule P - Part 5R - Products Liability - Claims-Made - Section 1B

N O N E

Schedule P - Part 5R - Products Liability - Claims-Made - Section 2B

N O N E

Schedule P - Part 5R - Products Liability - Claims-Made - Section 3B

N O N E

ANNUAL STATEMENT FOR THE YEAR 2023 OF THE Dealers Assurance Company

SCHEDULE P - PART 5T - WARRANTY

SECTION 1

Years in Which Premiums Were Earned and Losses Were Incurred	CUMULATIVE NUMBER OF CLAIMS CLOSED WITH LOSS PAYMENT DIRECT AND ASSUMED AT YEAR END									
	1	2	3	4	5	6	7	8	9	10
	2014	2015	2016	2017	2018	2019	2020	2021	2022	2023
1. Prior.....	XXX	XXX	XXX	XXX	XXX	XXX	XXX	167,069	9,879	86
2. 2022.....	XXX	XXX	XXX	XXX	XXX	XXX	XXX	XXX	165,513	176,573
3. 2023	XXX	XXX	XXX	XXX	XXX	XXX	XXX	XXX	XXX	172,042

SECTION 2

Years in Which Premiums Were Earned and Losses Were Incurred	NUMBER OF CLAIMS OUTSTANDING DIRECT AND ASSUMED AT YEAR END									
	1	2	3	4	5	6	7	8	9	10
	2014	2015	2016	2017	2018	2019	2020	2021	2022	2023
1. Prior.....	XXX	XXX	XXX	XXX	XXX	XXX	XXX	0	0	0
2. 2022.....	XXX	XXX	XXX	XXX	XXX	XXX	XXX	XXX		
3. 2023	XXX	XXX	XXX	XXX	XXX	XXX	XXX	XXX	XXX	

SECTION 3

Years in Which Premiums Were Earned and Losses Were Incurred	CUMULATIVE NUMBER OF CLAIMS REPORTED DIRECT AND ASSUMED AT YEAR END									
	1	2	3	4	5	6	7	8	9	10
	2014	2015	2016	2017	2018	2019	2020	2021	2022	2023
1. Prior.....	XXX	XXX	XXX	XXX	XXX	XXX	XXX	167,069	9,879	86
2. 2022.....	XXX	XXX	XXX	XXX	XXX	XXX	XXX	XXX	165,513	176,573
3. 2023	XXX	XXX	XXX	XXX	XXX	XXX	XXX	XXX	XXX	172,042

ANNUAL STATEMENT FOR THE YEAR 2023 OF THE Dealers Assurance Company

SCHEDULE P - PART 6C - COMMERCIAL AUTO/TRUCK LIABILITY/MEDICAL

SECTION 1

Years in Which Premiums Were Earned and Losses Were Incurred	CUMULATIVE PREMIUMS EARNED DIRECT AND ASSUMED AT YEAR END (\$000 OMITTED)										11 Current Year Premiums Earned
	1	2	3	4	5	6	7	8	9	10	
	2014	2015	2016	2017	2018	2019	2020	2021	2022	2023	
1. Prior.....											
2. 2014.....											
3. 2015.....	XXX										
4. 2016.....	XXX	XXX									
5. 2017.....	XXX	XXX									
6. 2018.....	XXX	XXX									
7. 2019.....	XXX	XXX									
8. 2020.....	XXX	XXX									
9. 2021.....	XXX	XXX									
10. 2022.....	XXX	XXX	XXX	XXX	XXX	XXX	XXX	XXX			
11. 2023.....	XXX	XXX	XXX	XXX	XXX	XXX	XXX	XXX	XXX		
12. Totals.....	XXX	XXX	XXX	XXX	XXX	XXX	XXX	XXX	XXX	XXX	
13. Earned Premiums (Sch P-Pt. 1)											XXX

SECTION 2

Years in Which Premiums Were Earned and Losses Were Incurred	CUMULATIVE PREMIUMS EARNED CEDED AT YEAR END (\$000 OMITTED)										11 Current Year Premiums Earned
	1	2	3	4	5	6	7	8	9	10	
	2014	2015	2016	2017	2018	2019	2020	2021	2022	2023	
1. Prior.....											
2. 2014.....											
3. 2015.....	XXX										
4. 2016.....	XXX	XXX									
5. 2017.....	XXX	XXX									
6. 2018.....	XXX	XXX									
7. 2019.....	XXX	XXX									
8. 2020.....	XXX	XXX									
9. 2021.....	XXX	XXX									
10. 2022.....	XXX	XXX	XXX	XXX	XXX	XXX	XXX	XXX			
11. 2023.....	XXX	XXX	XXX	XXX	XXX	XXX	XXX	XXX	XXX		
12. Totals.....	XXX	XXX	XXX	XXX	XXX	XXX	XXX	XXX	XXX	XXX	
13. Earned Premiums (Sch P-Pt. 1)											XXX

SCHEDULE P - PART 6D - WORKERS' COMPENSATION

(EXCLUDING EXCESS WORKERS' COMPENSATION)

SECTION 1

Years in Which Premiums Were Earned and Losses Were Incurred	CUMULATIVE PREMIUMS EARNED DIRECT AND ASSUMED AT YEAR END (\$000 OMITTED)										11 Current Year Premiums Earned
	1	2	3	4	5	6	7	8	9	10	
	2014	2015	2016	2017	2018	2019	2020	2021	2022	2023	
1. Prior.....											
2. 2014.....											
3. 2015.....	XXX										
4. 2016.....	XXX	XXX									
5. 2017.....	XXX	XXX									
6. 2018.....	XXX	XXX									
7. 2019.....	XXX	XXX									
8. 2020.....	XXX	XXX									
9. 2021.....	XXX	XXX									
10. 2022.....	XXX	XXX	XXX	XXX	XXX	XXX	XXX	XXX			
11. 2023.....	XXX	XXX	XXX	XXX	XXX	XXX	XXX	XXX	XXX		
12. Totals.....	XXX	XXX	XXX	XXX	XXX	XXX	XXX	XXX	XXX	XXX	
13. Earned Premiums (Sch P-Pt. 1)											XXX

SECTION 2

Years in Which Premiums Were Earned and Losses Were Incurred	CUMULATIVE PREMIUMS EARNED CEDED AT YEAR END (\$000 OMITTED)										11 Current Year Premiums Earned
	1	2	3	4	5	6	7	8	9	10	
	2014	2015	2016	2017	2018	2019	2020	2021	2022	2023	
1. Prior.....											
2. 2014.....											
3. 2015.....	XXX										
4. 2016.....	XXX	XXX									
5. 2017.....	XXX	XXX									
6. 2018.....	XXX	XXX									
7. 2019.....	XXX	XXX									
8. 2020.....	XXX	XXX									
9. 2021.....	XXX	XXX									
10. 2022.....	XXX	XXX	XXX	XXX	XXX	XXX	XXX	XXX			
11. 2023.....	XXX	XXX	XXX	XXX	XXX	XXX	XXX	XXX	XXX		
12. Totals.....	XXX	XXX	XXX	XXX	XXX	XXX	XXX	XXX	XXX	XXX	
13. Earned Premiums (Sch P-Pt. 1)											XXX

ANNUAL STATEMENT FOR THE YEAR 2023 OF THE Dealers Assurance Company

SCHEDULE P - PART 6E - COMMERCIAL MULTIPLE PERIL

SECTION 1

Years in Which Premiums Were Earned and Losses Were Incurred	CUMULATIVE PREMIUMS EARNED DIRECT AND ASSUMED AT YEAR END (\$000 OMITTED)										11 Current Year Premiums Earned
	1	2	3	4	5	6	7	8	9	10	
	2014	2015	2016	2017	2018	2019	2020	2021	2022	2023	
1. Prior.....											
2. 2014.....											
3. 2015.....	XXX										
4. 2016.....	XXX	XXX									
5. 2017.....	XXX	XXX									
6. 2018.....	XXX	XXX									
7. 2019.....	XXX	XXX									
8. 2020.....	XXX	XXX									
9. 2021.....	XXX	XXX									
10. 2022.....	XXX	XXX	XXX	XXX	XXX	XXX	XXX	XXX			
11. 2023.....	XXX	XXX	XXX	XXX	XXX	XXX	XXX	XXX	XXX		
12. Totals.....	XXX	XXX	XXX	XXX	XXX	XXX	XXX	XXX	XXX	XXX	
13. Earned Premiums (Sch P-Pt. 1)											XXX

SECTION 2

Years in Which Premiums Were Earned and Losses Were Incurred	CUMULATIVE PREMIUMS EARNED CEDED AT YEAR END (\$000 OMITTED)										11 Current Year Premiums Earned
	1	2	3	4	5	6	7	8	9	10	
	2014	2015	2016	2017	2018	2019	2020	2021	2022	2023	
1. Prior.....											
2. 2014.....											
3. 2015.....	XXX										
4. 2016.....	XXX	XXX									
5. 2017.....	XXX	XXX									
6. 2018.....	XXX	XXX									
7. 2019.....	XXX	XXX									
8. 2020.....	XXX	XXX									
9. 2021.....	XXX	XXX									
10. 2022.....	XXX	XXX	XXX	XXX	XXX	XXX	XXX	XXX			
11. 2023.....	XXX	XXX	XXX	XXX	XXX	XXX	XXX	XXX	XXX		
12. Totals.....	XXX	XXX	XXX	XXX	XXX	XXX	XXX	XXX	XXX	XXX	
13. Earned Premiums (Sch P-Pt. 1)											XXX

SCHEDULE P - PART 6H - OTHER LIABILITY - OCCURRENCE

SECTION 1A

Years in Which Premiums Were Earned and Losses Were Incurred	CUMULATIVE PREMIUMS EARNED DIRECT AND ASSUMED AT YEAR END (\$000 OMITTED)										11 Current Year Premiums Earned
	1	2	3	4	5	6	7	8	9	10	
	2014	2015	2016	2017	2018	2019	2020	2021	2022	2023	
1. Prior.....	0	0	0	0	0	0	0	0	0	0	
2. 2014.....	1,548	1,548	1,548	1,548	1,548	1,548	1,548	1,548	1,548	1,548	
3. 2015.....	XXX	(193)	(193)	(193)	(193)	(193)	(193)	(193)	(193)	(193)	
4. 2016.....	XXX	XXX	4,547	4,547	4,547	4,547	4,547	4,547	4,547	4,547	
5. 2017.....	XXX	XXX	XXX	5,402	5,402	5,402	5,402	5,402	5,402	5,402	
6. 2018.....	XXX	XXX	XXX	XXX	8,038	8,038	8,038	8,038	8,038	8,038	
7. 2019.....	XXX	XXX	XXX	XXX	XXX	9,099	9,099	9,099	9,099	9,099	
8. 2020.....	XXX	XXX	XXX	XXX	XXX	XXX	15,629	15,629	15,629	15,629	
9. 2021.....	XXX	XXX	XXX	XXX	XXX	XXX	XXX	13,142	13,142	13,142	
10. 2022.....	XXX	XXX	XXX	XXX	XXX	XXX	XXX	XXX	22,388	22,388	
11. 2023.....	XXX	XXX	XXX	XXX	XXX	XXX	XXX	XXX	XXX	28,106	28,106
12. Totals.....	XXX	XXX	XXX	XXX	XXX	XXX	XXX	XXX	XXX	XXX	28,106
13. Earned Premiums (Sch P-Pt. 1)	1,548	(193)	4,547	5,402	8,038	9,099	15,629	13,142	22,388	28,106	XXX

SECTION 2A

Years in Which Premiums Were Earned and Losses Were Incurred	CUMULATIVE PREMIUMS EARNED CEDED AT YEAR END (\$000 OMITTED)										11 Current Year Premiums Earned
	1	2	3	4	5	6	7	8	9	10	
	2014	2015	2016	2017	2018	2019	2020	2021	2022	2023	
1. Prior.....	0	0	0	0	0	0	0	0	0	0	
2. 2014.....	235	235	235	235	235	235	235	235	235	235	
3. 2015.....	XXX	(82)	(82)	(82)	(82)	(82)	(82)	(82)	(82)	(82)	
4. 2016.....	XXX	XXX	3,660	3,660	3,660	3,660	3,660	3,660	3,660	3,660	
5. 2017.....	XXX	XXX	XXX	4,495	4,495	4,495	4,495	4,495	4,495	4,495	
6. 2018.....	XXX	XXX	XXX	XXX	6,456	6,456	6,456	6,456	6,456	6,456	
7. 2019.....	XXX	XXX	XXX	XXX	XXX	7,441	7,441	7,441	7,441	7,441	
8. 2020.....	XXX	XXX	XXX	XXX	XXX	XXX	11,608	11,608	11,608	11,608	
9. 2021.....	XXX	XXX	XXX	XXX	XXX	XXX	XXX	9,331	9,331	9,331	
10. 2022.....	XXX	XXX	XXX	XXX	XXX	XXX	XXX	XXX	12,773	12,773	
11. 2023.....	XXX	XXX	XXX	XXX	XXX	XXX	XXX	XXX	XXX	12,652	12,652
12. Totals.....	XXX	XXX	XXX	XXX	XXX	XXX	XXX	XXX	XXX	XXX	12,652
13. Earned Premiums (Sch P-Pt. 1)	235	(82)	3,660	4,495	6,456	7,441	11,608	9,331	12,773	12,652	XXX

Schedule P - Part 6H - Other Liability - Claims-Made - Section 1B

N O N E

Schedule P - Part 6H - Other Liability - Claims-Made - Section 2B

N O N E

Schedule P - Part 6M - International - Section 1

N O N E

Schedule P - Part 6M - International - Section 2

N O N E

Schedule P - Part 6N- Reinsurance A - Nonproportional Assumed Property - Section 1

N O N E

Schedule P - Part 6N- Reinsurance A - Nonproportional Assumed Property - Section 2

N O N E

Schedule P - Part 6O - Reinsurance B - Nonproportional Liability - Section 1

N O N E

Schedule P - Part 6O - Reinsurance B - Nonproportional Assumed Liability - Section 2

N O N E

Schedule P - Part 6R - Products Liability - Occurrence - Section 1A

N O N E

Schedule P - Part 6R - Products Liability - Occurrence - Section 2A

N O N E

Schedule P - Part 6R - Products Liability - Claims-Made - Section 1B

N O N E

Schedule P - Part 6R - Products Liability - Claims-Made - Section 2B

N O N E

Schedule P - Part 7A - Section 1 - Primary Loss Sensitive Contracts

N O N E

Schedule P - Part 7A - Section 2 - Primary Loss Sensitive Contracts

N O N E

Schedule P - Part 7A - Section 3 - Primary Loss Sensitive Contracts
N O N E

Schedule P - Part 7A - Section 4 - Primary Loss Sensitive Contracts
N O N E

Schedule P - Part 7A - Section 5 - Primary Loss Sensitive Contracts
N O N E

Schedule P - Part 7B - Section 1 - Reinsurance Loss Sensitive Contracts
N O N E

Schedule P - Part 7B - Section 2 - Reinsurance Loss Sensitive Contracts
N O N E

Schedule P - Part 7B - Section 3 - Reinsurance Loss Sensitive Contracts
N O N E

Schedule P - Part 7B - Section 4 - Reinsurance Loss Sensitive Contracts
N O N E

Schedule P - Part 7B - Section 5 - Reinsurance Loss Sensitive Contracts
N O N E

Schedule P - Part 7B - Section 6 - Reinsurance Loss Sensitive Contracts
N O N E

Schedule P - Part 7B - Section 7 - Reinsurance Loss Sensitive Contracts
N O N E

ANNUAL STATEMENT FOR THE YEAR 2023 OF THE Dealers Assurance Company

SCHEDULE P INTERROGATORIES

1. The following questions relate to yet-to-be-issued Extended Reporting Endorsements (EREs) arising from Death, Disability, or Retirement (DDR) provisions in Medical Professional Liability Claims Made insurance policies. EREs provided for reasons other than DDR are not to be included.
- 1.1 Does the company issue Medical Professional Liability Claims Made insurance policies that provide tail (also known as an extended reporting endorsement, or “ERE”) benefits in the event of Death, Disability, or Retirement (DDR) at a reduced charge or at no additional cost? Yes [] No [X]
- If the answer to question 1.1 is “no”, leave the following questions blank. If the answer to question 1.1 is “yes”, please answer the following questions:
- 1.2 What is the total amount of the reserve for that provision (DDR Reserve), as reported, explicitly or not, elsewhere in this statement (in dollars)?\$
- 1.3 Does the company report any DDR reserve as Unearned Premium Reserve per SSAP #65? Yes [] No [X]
- 1.4 Does the company report any DDR reserve as loss or loss adjustment expense reserve? Yes [] No [X]
- 1.5 If the company reports DDR reserve as Unearned Premium Reserve, does that amount match the figure on the Underwriting and Investment Exhibit, Part 1A - Recapitulation of all Premiums (Page 7) Column 2, Lines 11.1 plus 11.2? Yes [] No [] N/A [X]
- 1.6 If the company reports DDR reserve as loss or loss adjustment expense reserve, please complete the following table corresponding to where these reserves are reported in Schedule P:

Years in Which Premiums Were Earned and Losses Were Incurred		DDR Reserve Included in Schedule P, Part 1F, Medical Professional Liability Column 24: Total Net Losses and Expenses Unpaid	
		1 Section 1: Occurrence	2 Section 2: Claims-Made
1.601	Prior
1.602	2014
1.603	2015
1.604	2016
1.605	2017
1.606	2018
1.607	2019
1.608	2020.....
1.609	2021.....
1.610	2022.....
1.611	2023.....
1.612	Totals	0	0

2. The definition of allocated loss adjustment expenses (ALAE) and, therefore, unallocated loss adjustment expenses (ULAE) was changed effective January 1, 1998. This change in definition applies to both paid and unpaid expenses. Are these expenses (now reported as “Defense and Cost Containment” and “Adjusting and Other”) reported in compliance with these definitions in this statement? Yes [X] No []
3. The Adjusting and Other expense payments and reserves should be allocated to the years in which the losses were incurred based on the number of claims reported, closed and outstanding in those years. When allocating Adjusting and Other expense between companies in a group or a pool, the Adjusting and Other expense should be allocated in the same percentage used for the loss amounts and the claim counts. For reinsurers, Adjusting and Other expense assumed should be reported according to the reinsurance contract. For Adjusting and Other expense incurred by reinsurers, or in those situations where suitable claim count information is not available, Adjusting and Other expense should be allocated by a reasonable method determined by the company and described in Interrogatory 7, below. Are they so reported in this Statement? Yes [X] No []
4. Do any lines in Schedule P include reserves that are reported gross of any discount to present value of future payments, and that are reported net of such discounts on Page 10? Yes [] No [X]
- If yes, proper disclosure must be made in the Notes to Financial Statements, as specified in the Instructions. Also, the discounts must be reported in Schedule P - Part 1, Columns 32 and 33. Schedule P must be completed gross of non-tabular discounting. Work papers relating to discount calculations must be available for examination upon request.
- Discounting is allowed only if expressly permitted by the state insurance department to which this Annual Statement is being filed.
5. What were the net premiums in force at the end of the year for:
(in thousands of dollars)
- 5.1 Fidelity
5.2 Surety
6. Claim count information is reported per claim or per claimant (Indicate which) per claim.....
If not the same in all years, explain in Interrogatory 7.
- 7.1 The information provided in Schedule P will be used by many persons to estimate the adequacy of the current loss and expense reserves, among other things. Are there any especially significant events, coverage, retention or accounting changes that have occurred that must be considered when making such analyses? Yes [] No [X]
- 7.2 (An extended statement may be attached.)
.....

SCHEDULE T - PART 2
INTERSTATE COMPACT - EXHIBIT OF PREMIUMS WRITTEN

Allocated by States and Territories

		Direct Business Only					
		1	2	3	4	5	6
States, Etc.		Life (Group and Individual)	Annuities (Group and Individual)	Disability Income (Group and Individual)	Long-Term Care (Group and Individual)	Deposit-Type Contracts	Totals
1.	Alabama	AL					0
2.	Alaska	AK					0
3.	Arizona	AZ					0
4.	Arkansas	AR					0
5.	California	CA					0
6.	Colorado	CO					0
7.	Connecticut	CT					0
8.	Delaware	DE					0
9.	District of Columbia	DC					0
10.	Florida	FL					0
11.	Georgia	GA					0
12.	Hawaii	HI					0
13.	Idaho	ID					0
14.	Illinois	IL					0
15.	Indiana	IN					0
16.	Iowa	IA					0
17.	Kansas	KS					0
18.	Kentucky	KY					0
19.	Louisiana	LA					0
20.	Maine	ME					0
21.	Maryland	MD					0
22.	Massachusetts	MA					0
23.	Michigan	MI					0
24.	Minnesota	MN					0
25.	Mississippi	MS					0
26.	Missouri	MO					0
27.	Montana	MT					0
28.	Nebraska	NE					0
29.	Nevada	NV					0
30.	New Hampshire	NH					0
31.	New Jersey	NJ					0
32.	New Mexico	NM					0
33.	New York	NY					0
34.	North Carolina	NC					0
35.	North Dakota	ND					0
36.	Ohio	OH					0
37.	Oklahoma	OK					0
38.	Oregon	OR					0
39.	Pennsylvania	PA					0
40.	Rhode Island	RI					0
41.	South Carolina	SC					0
42.	South Dakota	SD					0
43.	Tennessee	TN					0
44.	Texas	TX					0
45.	Utah	UT					0
46.	Vermont	VT					0
47.	Virginia	VA					0
48.	Washington	WA					0
49.	West Virginia	WV					0
50.	Wisconsin	WI					0
51.	Wyoming	WY					0
52.	American Samoa	AS					0
53.	Guam	GU					0
54.	Puerto Rico	PR					0
55.	U.S. Virgin Islands	VI					0
56.	Northern Mariana Islands	MP					0
57.	Canada	CAN					0
58.	Aggregate Other Alien	OT					0
59.	Total	0	0	0	0	0	0

ANNUAL STATEMENT FOR THE YEAR 2023 OF THE Dealers Assurance Company

SCHEDULE Y
PART 1A - DETAIL OF INSURANCE HOLDING COMPANY SYSTEM

1	2	3	4	5	6	7	8	9	10	11	12	13	14	15	16
Group Code	Group Name	NAIC Company Code	ID Number	Federal RSSD	CIK	Name of Securities Exchange if Publicly Traded (U.S. or International)	Names of Parent, Subsidiaries Or Affiliates	Domi-ciliary Loca-tion	Rela-tion-ship to Reporting Entity	Directly Controlled by (Name of Entity/Person)	Type of Control (Ownership, Board, Management, Attorney-in-Fact, Influence, Other)	If Control is Owner-ship Provide Percen-tage	Ultimate Controlling Entity(ies)/Person(s)	Is an SCA Filing Re-quired? (Yes/No)	*
. 0315 ...	Industrial Alliance GRP 00000	00-0000000	TSX	Industrial Alliance Insurance and Financial Services Inc.CAN..... UIP.....	Publicly Traded	Ownership/Management/Board of	Industrial Alliance Ins. & Fin. Srv.,
. 0315 ...	Industrial Alliance GRP 14406	98-0018913	Industrial Alliance Insurance and Financial Services – USBTX..... IA.....	Industrial Alliance Insurance and Financial Services Inc	Directors	Inc.
. 0315 ...	Industrial Alliance GRP 00000	27-2524532	IA American HoldingsDE..... UDP.....	Industrial Alliance Insurance and Financial Services – USB	Ownership.....	Industrial Alliance Ins. & Fin. Srv.,
. 0315 ...	Industrial Alliance GRP 00000	85-0479228	IA American Warranty Group Inc.NM..... UIP.....	IA American Holdings Inc.	Ownership.....	Industrial Alliance Ins. & Fin. Srv.,
. 0315 ...	Industrial Alliance GRP 00000	20-0833446	DAC Financial Holdings, Inc.DE..... UIP.....	IA American Warranty Group Inc.	Directors	Inc. NO.....
. 0315 ...	Industrial Alliance GRP 00000	31-0906655	Dealers Alliance Corp.OH..... UDP.....	DAC Financial Holdings, Inc	Directors	Inc. NO.....
. 0315 ...	Industrial Alliance GRP 16705	34-6513705	Dealers Assurance CompanyOH..... IA.....	Dealers Alliance Corp.	Ownership/Management/Board of	Industrial Alliance Ins. & Fin. Srv.,
. 0315 ...	Industrial Alliance GRP 00000	31-0908416	DAC Insurance Agency, Inc.OH..... IA.....	Dealers Alliance Corp.	Directors	Inc. NO.....
. 0315 ...	Industrial Alliance GRP 00000	46-2008908	DAC Solutions, Inc.TX..... NIA.....	Dealers Alliance Corp.	Ownership/Management/Board of	Industrial Alliance Ins. & Fin. Srv.,
. 0315 ...	Industrial Alliance GRP 00000	85-0339432	IA American Warranty CorpNM..... NIA.....	IA American Casualty Holdings Inc.	Directors	Inc. NO.....
. 0315 ...	Industrial Alliance GRP 00000	98-0231706	Three Diamonds Reinsurance Co., LTDTCA..... IA.....	IA American Casualty Holdings Inc.	Directors	Inc. NO.....
. 0315 ...	Industrial Alliance GRP 00000	42-1563507	Ecoblock, Inc.TX..... NIA.....	IA American Casualty Holdings Inc.	Ownership/Management/Board of	Industrial Alliance Ins. & Fin. Srv.,
. 0315 ...	Industrial Alliance GRP 00000	98-0516902	Cinco de Mayo Reinsurance Co., LTDTCA..... IA.....	IA American Casualty Holdings Inc.	Directors	Inc. NO.....
. 0315 ...	Industrial Alliance GRP 00000	91-2020119	First Automotive Service Corp.NM..... NIA.....	IA American Casualty Holdings Inc.	Ownership/Management/Board of	Industrial Alliance Ins. & Fin. Srv.,
. 0315 ...	Industrial Alliance GRP 91693	13-3036472	IA American Life Insurance CompanyTX..... IA.....	IA American Holdings Inc.	Ownership.....	Inc. NO.....
. 0315 ...	Industrial Alliance GRP 67946	75-1083342	Pioneer Security Life Insurance CompanyTX..... IA.....	IA American Life Insurance Company	Directors	Inc. NO.....
. 0315 ...	Industrial Alliance GRP 68594	74-2179909	American Amicable Life Ins. Co. of TexasTX..... IA.....	Pioneer Security Life Insurance Company ...	Ownership/Management/Board of	Industrial Alliance Ins. & Fin. Srv.,
. 0315 ...	Industrial Alliance GRP 67148	56-0343440	Occidental Life Insurance Co. of North CarolinaTX..... IA.....	American Amicable Life Insurance Co. of Texas	Directors	Inc. NO.....
. 0315 ...	Industrial Alliance GRP 67873	75-0914374	Pioneer American Insurance CompanyTX..... IA.....	American Amicable Life Insurance Co. of Texas	Ownership/Management/Board of	Industrial Alliance Ins. & Fin. Srv.,
.....	Directors	Inc. NO.....
.....

Asterisk	Explanation

SCHEDULE Y

PART 2 - SUMMARY OF INSURER’S TRANSACTIONS WITH ANY AFFILIATES

1	2	3	4	5	6	7	8	9	10	11	12	13
NAIC Company Code	ID Number	Names of Insurers and Parent, Subsidiaries or Affiliates	Shareholder Dividends	Capital Contributions	Purchases, Sales or Exchanges of Loans, Securities, Real Estate, Mortgage Loans or Other Investments	Income/ (Disbursements) Incurred in Connection with Guarantees or Undertakings for the Benefit of any Affiliate(s)	Management Agreements and Service Contracts	Income/ (Disbursements) Incurred Under Reinsurance Agreements	*	Any Other Material Activity Not in the Ordinary Course of the Insurer's Business	Totals	Reinsurance Recoverable/ (Payable) on Losses and/or Reserve Credit Taken/(Liability)
.....00000	AA-0052149	American Colonial Reinsurance Ltd						19,384			19,384	(1,567,031)
.....68594	74-2179909	American-Amicable Life Insurance Company of Texas					10,868,409	(10,393,014)			475,395	145,590,794
.....00000	31-0906655	Dealers Alliance Corporation					3,312,306				3,312,306	
.....16705	34-6513705	Dealers Assurance Company					(10,275,449)	(26,861,516)			(37,136,965)	51,784,087
.....00000	27-2524532	IA American Holdings Inc					20,912,758				20,912,758	
.....91693	13-3036472	IA American Life Insurance Company					(8,219,071)				(8,219,071)	
.....00000	85-0479228	IA American Warranty Group Inc					(598,352)				(598,352)	
.....00000	20-0320671	IA American Warranty LP					6,584,823				6,584,823	
.....00000	00-0000000	IA Financial Corporation Inc					639,386				639,386	
.....00000	00-0000000	Industrial Alliance Insurance and Financial Services Inc		(10,000,000)			6,767,333				(3,232,667)	
.....14406	98-0018913	Industrial Alliance Insurance and Financial Services Inc-US Branch		10,000,000			(613,717)	21,000,340			30,386,623	(237,675,937)
.....00000	00-0000000	Industrial Alliance Investment Management Inc					1,665,541				1,665,541	
.....00000	85-0339432	Industrial Alliance Portfolio Management LLC					(15,254)				(15,254)	
.....00000	98-0551742	Innovative Aftermarket Insurance Ltd						26,441,640			26,441,640	(50,217,056)
.....00000	26-1092181	IAS Investco Inc					(10,556,329)				(10,556,329)	
.....67148	56-0343440	Occidental Life Insurance Company of North Carolina					(11,245,729)	(3,367,009)			(14,612,738)	47,665,015
.....67873	75-0914374	Pioneer American Insurance Company					(6,335,691)	(2,924,485)			(9,260,176)	19,093,581
.....67946	75-1083342	Pioneer Security Life Insurance Company					(2,890,964)	(4,315,832)			(7,206,796)	25,326,547
.....00000	98-0231706	Three Diamonds Reinsurance Company Ltd						400,492			400,492	
.....9999999	Control Totals		0	0	0	0	0	0	XXX	0	0	0

ANNUAL STATEMENT FOR THE YEAR 2023 OF THE Dealers Assurance Company

SCHEDULE Y

PART 3 - ULTIMATE CONTROLLING PARTY AND LISTING OF OTHER U.S. INSURANCE GROUPS OR ENTITIES UNDER THAT ULTIMATE CONTROLLING PARTY'S CONTROL

[illegible]

ANNUAL STATEMENT FOR THE YEAR 2023 OF THE Dealers Assurance Company

SUPPLEMENTAL EXHIBITS AND SCHEDULES INTERROGATORIES

REQUIRED FILINGS

The following supplemental reports are required to be filed as part of your statement filing unless specifically waived by the domiciliary state. However, in the event that your domiciliary state waives the filing requirement, your response of **WAIVED** to the specific interrogatory will be accepted in lieu of filing a “NONE” report and a bar code will be printed below. If the supplement is required of your company but is not being filed for whatever reason enter **SEE EXPLANATION** and provide an explanation following the interrogatory questions.

		Responses
MARCH FILING		
1.	Will an actuarial opinion be filed by March 1?	YES
2.	Will the Supplemental Compensation Exhibit be filed with the state of domicile by March 1?	YES
3.	Will the confidential Risk-based Capital Report be filed with the NAIC by March 1?.....	YES
4.	Will the confidential Risk-based Capital Report be filed with the state of domicile, if required by March 1?.....	YES
APRIL FILING		
5.	Will the Insurance Expense Exhibit be filed with the state of domicile and the NAIC by April 1?	YES
6.	Will Management’s Discussion and Analysis be filed by April 1?	YES
7.	Will the Supplemental Investment Risk Interrogatories be filed by April 1?	YES
MAY FILING		
8.	Will this company be included in a combined annual statement which is filed with the NAIC by May 1?	SEE EXPLANATION
JUNE FILING		
9.	Will an audited financial report be filed by June 1?	YES
10.	Will Accountant's Letter of Qualifications be filed with the state of domicile and electronically with the NAIC by June 1?	YES

SUPPLEMENTAL FILINGS

The following supplemental reports are required to be filed as part of your annual statement filing **if your company is engaged in the type of business covered by the supplement. However, in the event that your company does not transact the type of business for which the special report must be filed, your response of NO to the specific interrogatory will be accepted in lieu of filing a “NONE” report and a bar code will be printed below.** If the supplement is required of your company but is not being filed for whatever reason enter **SEE EXPLANATION** and provide an explanation following the interrogatory questions.





















MARCH FILING		
11.	Will Schedule SIS (Stockholder Information Supplement) be filed with the state of domicile by March 1?	NO
12.	Will the Financial Guaranty Insurance Exhibit be filed by March 1?.....	NO
13.	Will the Medicare Supplement Insurance Experience Exhibit be filed with the state of domicile and the NAIC by March 1?.....	NO
14.	Will Supplement A to Schedule T (Medical Professional Liability Supplement) be filed by March 1?	NO
15.	Will the Trusteed Surplus Statement be filed with the state of domicile and the NAIC by March 1?	NO
16.	Will the Premiums Attributed to Protected Cells Exhibit be filed by March 1?	NO
17.	Will the Reinsurance Summary Supplemental Filing for General Interrogatory 9 be filed with the state of domicile and the NAIC by March 1? ...	NO
18.	Will the Medicare Part D Coverage Supplement be filed with the state of domicile and the NAIC by March 1?.....	NO
19.	Will the confidential Actuarial Opinion Summary be filed with the state of domicile, if required, by March 15 (or the date otherwise specified)?..	YES
20.	Will the Reinsurance Attestation Supplement be filed with the state of domicile and the NAIC by March 1?	YES
21.	Will the Exceptions to the Reinsurance Attestation Supplement be filed with the state of domicile by March 1?	NO
22.	Will the Bail Bond Supplement be filed with the state of domicile and the NAIC by March 1?	NO
23.	Will the Director and Officer Insurance Coverage Supplement be filed with the state of domicile and the NAIC by March 1?	NO
24.	Will an approval from the reporting entity’s state of domicile for relief related to the five-year rotation requirement for lead audit partner be filed electronically with the NAIC by March 1?	NO
25.	Will an approval from the reporting entity’s state of domicile for relief related to the one-year cooling off period for independent CPA be filed electronically with the NAIC by March 1?	NO
26.	Will an approval from the reporting entity’s state of domicile for relief related to the Requirements for Audit Committees be filed electronically with the NAIC by March 1?.....	NO
27.	Will the Supplemental Schedule for Reinsurance Counterparty Reporting Exception - Asbestos and Pollution Contracts be filed with the state of domicile and the NAIC by March 1?.....	NO
28.	Will the Exhibit of Other Liabilities by Lines of Business be filed with the state of domicile and the NAIC by March 1?.....	NO
29.	Will the Market Conduct Annual Statement (MCAS) Premium Exhibit for Year be filed with appropriate jurisdictions and with the NAIC by March 1?.....	NO
APRIL FILING		
30.	Will the Credit Insurance Experience Exhibit be filed with the state of domicile and the NAIC by April 1?	NO
31.	Will the Long-term Care Experience Reporting Forms be filed with the state of domicile and the NAIC by April 1?	NO
32.	Will the Accident and Health Policy Experience Exhibit be filed by April 1?	NO
33.	Will the Supplemental Health Care Exhibit (Parts 1 and 2) be filed with the state of domicile and the NAIC by April 1?	NO
34.	Will the Cybersecurity and Identity Theft Insurance Coverage Supplement be filed with the state of domicile and the NAIC by April 1?	NO
35.	Will the Life, Health & Annuity Guaranty Association Assessable Premium Exhibit - Parts 1 and 2 be filed with the state of domicile and the NAIC by April 1?	NO
36.	Will the Private Flood Insurance Supplement be filed with the state of domicile and the NAIC by April 1?	NO
37.	Will the Mortgage Guaranty Insurance Exhibit be filed with the state of domicile and the NAIC by April 1?	NO
AUGUST FILING		
38.	Will Management’s Report of Internal Control Over Financial Reporting be filed with the state of domicile by August 1?	YES
Explanations:		
8.	Not applicable	
11.		
12.		
13.		
14.		
15.		
16.		
17.		
18.		
21.		
22.		
23.		
24.		
25.		
26.		
27.		
28.		
29.		
30.		
31.		
32.		
33.		
34.		
35.		
36.		
37.		

Bar Codes:

11.	SIS Stockholder Information Supplement [Document Identifier 420]	
12.	Financial Guaranty Insurance Exhibit [Document Identifier 240]	
13.	Medicare Supplement Insurance Experience Exhibit [Document Identifier 360]	
14.	Supplement A to Schedule T [Document Identifier 455]	
15.	Trusteed Surplus Statement [Document Identifier 490]	

ANNUAL STATEMENT FOR THE YEAR 2023 OF THE Dealers Assurance Company

SUPPLEMENTAL EXHIBITS AND SCHEDULES INTERROGATORIES

16.	Premiums Attributed to Protected Cells Exhibit [Document Identifier 385]	 <div>167052023385000000</div>
17.	Reinsurance Summary Supplemental Filing [Document Identifier 401]	 <div>167052023401000000</div>
18.	Medicare Part D Coverage Supplement [Document Identifier 365]	 <div>167052023365000000</div>
21.	Exceptions to the Reinsurance Attestation Supplement [Document Identifier 400]	 <div>167052023400000000</div>
22.	Bail Bond Supplement [Document Identifier 500]	 <div>167052023500000000</div>
23.	Director and Officer Insurance Coverage Supplement [Document Identifier 505]	 <div>167052023505000000</div>
24.	Relief from the five-year rotation requirement for lead audit partner [Document Identifier 224]	 <div>167052023224000000</div>
25.	Relief from the one-year cooling off period for independent CPA [Document Identifier 225]	 <div>167052023225000000</div>
26.	Relief from the Requirements for Audit Committees [Document Identifier 226]	 <div>167052023226000000</div>
27.	Reinsurance Counterparty Reporting Exception – Asbestos and Pollution Contracts [Document Identifier 555]	 <div>167052023555000000</div>
28.	Exhibit of Other Liabilities by Lines of Business [Document Identifier 570]	 <div>167052023570000000</div>
29.	Market Conduct Annual Statement (MCAS) Premium Exhibit [Document Identifier 600]	 <div>167052023600000000</div>
30.	Credit Insurance Experience Exhibit [Document Identifier 230]	 <div>167052023230000000</div>
31.	Long-Term Care Experience Reporting Forms [Document Identifier 306]	 <div>167052023306000000</div>
32.	Accident and Health Policy Experience Exhibit [Document Identifier 210]	 <div>167052023210000000</div>
33.	Supplemental Health Care Exhibit (Parts 1 and 2) [Document Identifier 216]	 <div>167052023216000000</div>
34.	Cybersecurity and Identity Theft Insurance Coverage Supplement [Document Identifier 550]	 <div>167052023550000000</div>
35.	Life, Health & Annuity Guaranty Association Assessable Premium Exhibit - Parts 1 and 2 [Document Identifier 290]	 <div>167052023290000000</div>
36.	Private Flood Insurance Supplement [Document Identifier 560]	 <div>167052023560000000</div>
37.	Will the Mortgage Guaranty Insurance Exhibit [Document Identifier 565]	 <div>167052023565000000</div>

NONE