



PROPERTY AND CASUALTY COMPANIES - ASSOCIATION EDITION

ANNUAL STATEMENT

FOR THE YEAR ENDED DECEMBER 31, 2023

OF THE CONDITION AND AFFAIRS OF THE

Safe Auto Value Insurance Company

NAIC Group Code

0008

(Current)

0008

(Prior)

NAIC Company Code

16503

Employer's ID Number

83-2240671

Organized under the Laws of

Ohio

State of Domicile or Port of Entry

OH

Country of Domicile

United States of America

Incorporated/Organized

10/15/2018

Commenced Business

Statutory Home Office

800 Superior Avenue East - 3rd Floor

(Street and Number)

Cleveland, OH, US 44114

(City or Town, State, Country and Zip Code)

Main Administrative Office

450 W. Hanes Mill Road, Ste. 101

(Street and Number)

Winston-Salem, NC, US 27105

(City or Town, State, Country and Zip Code)

336-435-2000

(Area Code) (Telephone Number)

Mail Address

PO Box 3199

(Street and Number or P.O. Box)

Winston-Salem, NC, US 27102-3199

(City or Town, State, Country and Zip Code)

Primary Location of Books and Records

450 W. Hanes Mill Road, Ste. 101

(Street and Number)

Winston-Salem, NC, US 27105

(City or Town, State, Country and Zip Code)

336-435-2000

(Area Code) (Telephone Number)

Internet Website Address

N/A

Statutory Statement Contact

Donald Jerome Bolar

(Name)

336-435-2000

(Area Code) (Telephone Number)

annualstatementcontact@ngic.com

(E-mail Address)

336-435-0236

(FAX Number)

OFFICERS

Chairman of the Board & President	RYAN ALLEN MICHEL	Senior Vice President & Treasurer	ALEXANDRA TAL BAND
Vice President & Chief Financial Officer	PATRICK JAMES MACELLARO	Executive Vice-President & Secretary	CHRISTINE MARIE DEBIASE #

OTHER

DONALD JEROME BOLAR, Vice President & Chief Accounting Officer	GEORGE HARVEY HALL JR., Vice President & Chief Claims Officer	CHRISTINA HWANG, Senior Vice President
PETER ANDREW RENDALL, Chief Operating Officer	ELLIOT ANDRIES STULTZ #, Senior Vice President	

DIRECTORS OR TRUSTEES

VICTORIA LYNNE ADAMCZYK	ERIC DAVID HULS	CHRISTINA HWANG
RYAN ALLEN MICHEL	PETER ANDREW RENDALL #	

State of

North Carolina

County of

Forsyth

SS

The officers of this reporting entity being duly sworn, each depose and say that they are the described officers of said reporting entity, and that on the reporting period stated above, all of the herein described assets were the absolute property of the said reporting entity, free and clear from any liens or claims thereon, except as herein stated, and that this statement, together with related exhibits, schedules and explanations therein contained, annexed or referred to, is a full and true statement of all the assets and liabilities and of the condition and affairs of the said reporting entity as of the reporting period stated above, and of its income and deductions therefrom for the period ended, and have been completed in accordance with the NAIC Annual Statement Instructions and Accounting Practices and Procedures manual except to the extent that: (1) state law may differ; or, (2) that state rules or regulations require differences in reporting not related to accounting practices and procedures, according to the best of their information, knowledge and belief, respectively. Furthermore, the scope of this attestation by the described officers also includes the related corresponding electronic filing with the NAIC, when required, that is an exact copy (except for formatting differences due to electronic filing) of the enclosed statement. The electronic filing may be requested by various regulators in lieu of or in addition to the enclosed statement.

RYAN ALLEN MICHEL Chairman of the Board & President	PATRICK JAMES MACELLARO Vice-President & Chief Financial Officer	ALEXANDRA TAL BAND Senior Vice-President & Treasurer
--	---	---

Subscribed and sworn to before me this

27th

day of

February, 2024

a. Is this an original filing? .....

Yes [ X ] No [ ]

b. If no,

1. State the amendment number.....

2. Date filed .....

3. Number of pages attached.....



ANNUAL STATEMENT FOR THE YEAR 2023 OF THE Safe Auto Value Insurance Company  
EXHIBIT OF PREMIUMS AND LOSSES (Statutory Page 14)

NAIC Group Code 0008 BUSINESS IN THE STATE OF DURING THE YEAR 2023 NAIC Company Code 16503

Line of Business	Gross Premiums, Including Policy and Membership Fees, Less Return Premiums and Premiums on Policies not Taken		3 Dividends Paid or Credited to Policyholders on Direct Business	4 Direct Unearned Premium Reserves	5 Direct Losses Paid (deducting salvage)	6 Direct Losses Incurred	7 Direct Losses Unpaid	8 Direct Defense and Cost Containment Expense Paid	9 Direct Defense and Cost Containment Expense Incurred	10 Direct Defense and Cost Containment Expense Unpaid	11 Commissions and Brokerage Expenses	12 Taxes, Licenses and Fees
	1 Direct Premiums Written	2 Direct Premiums Earned										
1. Fire .....												
2.1 Allied Lines .....												
2.2 Multiple Peril Crop .....												
2.3 Federal Flood .....												
2.4 Private Crop .....												
2.5 Private Flood .....												
3. Farmowners Multiple Peril .....												
4. Homeowners Multiple Peril .....												
5.1 Commercial Multiple Peril (Non-Liability Portion) .....												
5.2 Commercial Multiple Peril (Liability Portion) .....												
6. Mortgage Guaranty .....												
8. Ocean Marine .....												
9. Inland Marine .....												
10. Financial Guaranty .....												
11.1 Medical Professional Liability - Occurrence .....												
11.2 Medical Professional Liability - Claims-Made .....												
12. Earthquake .....												
13.1 Comprehensive (hospital and medical) ind (b) .....												
13.2 Comprehensive (hospital and medical) group (b) .....												
14. Credit A&H (Group and Individual) .....												
15.1 Vision Only (b).....												
15.2 Dental Only (b) .....												
15.3 Disability Income (b) .....												
15.4 Medicare Supplement (b) .....												
15.5 Medicaid Title XIX (b) .....												
15.6 Medicare Title XVIII (b).....												
15.7 Long-Term Care (b) .....												
15.8 Federal Employees Health Benefits Plan (b) .....												
15.9 Other Health (b) .....												
16. Workers' Compensation .....												
17.1 Other Liability - Occurrence .....												
17.2 Other Liability - Claims-Made .....												
17.3 Excess Workers' Compensation .....												
18.1 Products Liability - Occurrence .....												
18.2 Products Liability - Claims-Made .....												
19.1 Private Passenger Auto No-Fault (Personal Injury Protection) .....												
19.2 Other Private Passenger Auto Liability .....												
19.3 Commercial Auto No-Fault (Personal Injury Protection) .....												
19.4 Other Commercial Auto Liability .....												
21.1 Private Passenger Auto Physical Damage .....												
21.2 Commercial Auto Physical Damage .....												
22. Aircraft (all perils) .....												
23. Fidelity .....												
24. Surety .....												
26. Burglary and Theft .....												
27. Boiler and Machinery .....												
28. Credit .....												
29. International .....												
30. Warranty .....												
31. Reins nonproportional assumed property .....	XXX	XXX	XXX	XXX	XXX	XXX	XXX	XXX	XXX	XXX	XXX	XXX
32. Reins nonproportional assumed liability .....	XXX	XXX	XXX	XXX	XXX	XXX	XXX	XXX	XXX	XXX	XXX	XXX
33. Reins nonproportional assumed financial lines .....	XXX	XXX	XXX	XXX	XXX	XXX	XXX	XXX	XXX	XXX	XXX	XXX
34. Aggregate Write-Ins for Other Lines of Business .....												
35. Total (a) .....												
DETAILS OF WRITE-INS												
3401. ....												
3402. ....												
3403. ....												
3498. Summary of remaining write-ins for Line 34 from overflow page .....												
3499. Totals (Lines 3401 thru 3403 plus 3498)(Line 34 above) .....												

(a) Finance and service charges not included in Lines 1 to 35 \$ .....  
(b) For health business on indicated lines report: Number of persons insured under PPO managed care products ..... and number of persons insured under indemnity only products .....

Schedule F - Part 1 - Assumed Reinsurance

**N O N E**

Schedule F - Part 2 - Premium Portfolio Reinsurance Effected or (Canceled)

**N O N E**

ANNUAL STATEMENT FOR THE YEAR 2023 OF THE Safe Auto Value Insurance Company

SCHEDULE F - PART 3

Ceded Reinsurance as of December 31, Current Year (\$000 Omitted)

1  ID Number	2  NAIC Com- pany Code	3  Name of Reinsurer	4  Domiciliary Jurisdiction	5  Special Code	6  Reinsurance Premiums Ceded	Reinsurance Recoverable On								16  Amount in Dispute included in Column 15	Reinsurance Payable		19  Net Amount Recoverable From Reinsurers Cols. 15 - [17 + 18]	20  Funds Held by Company Under Reinsurance Treaties
						7  Paid Losses	8  Paid LAE	9  Known Case Loss Reserves	10  Known Case LAE Reserves	11  IBNR Loss Reserves	12  IBNR LAE Reserves	13  Unearned Premiums	14  Contingent Commis- sions	15  Columns 7 through 14 Totals	17  Ceded Balances Payable	18  Other Amounts Due to Reinsurers		
13-4941245	29742	Integon National Insurance Company	NC											0	1		(1)	
0399999. Total Authorized - Affiliates - U.S. Non-Pool - Other					0	0	0	0	0	0	0	0	0	0	1	0	(1)	0
0499999. Total Authorized - Affiliates - U.S. Non-Pool					0	0	0	0	0	0	0	0	0	0	1	0	(1)	0
0799999. Total Authorized - Affiliates - Other (Non-U.S.)					0	0	0	0	0	0	0	0	0	0	0	0	0	0
0899999. Total Authorized - Affiliates					0	0	0	0	0	0	0	0	0	0	1	0	(1)	0
1499999. Total Authorized Excluding Protected Cells (Sum of 0899999, 0999999, 1099999, 1199999 and 1299999)					0	0	0	0	0	0	0	0	0	0	1	0	(1)	0
1899999. Total Unauthorized - Affiliates - U.S. Non-Pool					0	0	0	0	0	0	0	0	0	0	0	0	0	0
2199999. Total Unauthorized - Affiliates - Other (Non-U.S.)					0	0	0	0	0	0	0	0	0	0	0	0	0	0
2299999. Total Unauthorized - Affiliates					0	0	0	0	0	0	0	0	0	0	0	0	0	0
2899999. Total Unauthorized Excluding Protected Cells (Sum of 2299999, 2399999, 2499999, 2599999 and 2699999)					0	0	0	0	0	0	0	0	0	0	0	0	0	0
3299999. Total Certified - Affiliates - U.S. Non-Pool					0	0	0	0	0	0	0	0	0	0	0	0	0	0
3599999. Total Certified - Affiliates - Other (Non-U.S.)					0	0	0	0	0	0	0	0	0	0	0	0	0	0
3699999. Total Certified - Affiliates					0	0	0	0	0	0	0	0	0	0	0	0	0	0
4299999. Total Certified Excluding Protected Cells (Sum of 3699999, 3799999, 3899999, 3999999 and 4099999)					0	0	0	0	0	0	0	0	0	0	0	0	0	0
4699999. Total Reciprocal Jurisdiction - Affiliates - U.S. Non-Pool					0	0	0	0	0	0	0	0	0	0	0	0	0	0
4999999. Total Reciprocal Jurisdiction - Affiliates - Other (Non-U.S.)					0	0	0	0	0	0	0	0	0	0	0	0	0	0
5099999. Total Reciprocal Jurisdiction - Affiliates					0	0	0	0	0	0	0	0	0	0	0	0	0	0
5699999. Total Reciprocal Jurisdiction Excluding Protected Cells (Sum of 5099999, 5199999, 5299999, 5399999 and 5499999)					0	0	0	0	0	0	0	0	0	0	0	0	0	0
5799999. Total Authorized, Unauthorized, Reciprocal Jurisdiction and Certified Excluding Protected Cells (Sum of 1499999, 2899999, 4299999 and 5699999)					0	0	0	0	0	0	0	0	0	0	1	0	(1)	0
5899999. Total Protected Cells (Sum of 1399999, 2799999, 4199999 and 5599999)					0	0	0	0	0	0	0	0	0	0	0	0	0	0
9999999 Totals					0	0	0	0	0	0	0	0	0	0	1	0	(1)	0

ANNUAL STATEMENT FOR THE YEAR 2023 OF THE Safe Auto Value Insurance Company

SCHEDULE F - PART 3 (Continued)

Ceded Reinsurance as of December 31, Current Year (\$000 Omitted)  
(Credit Risk)

ID Number From Col. 1	Name of Reinsurer From Col. 3	Collateral				25	26	27	Ceded Reinsurance Credit Risk								
		21	22	23	24				28	29	30	31	32	33	34	35	36
		Multiple Beneficiary Trusts	Letters of Credit	Issuing or Confirming Bank Reference Number	Single Beneficiary Trusts & Other Allowable Collateral	Total Funds Held, Payables & Collateral	Net Recoverable Net of Funds Held & Collateral	Applicable Sch. F Penalty (Col. 78)	Total Amount Recoverable from Reinsurers Less Penalty (Cols. 15-27)	Stressed Recoverable (Col. 28 * 120%)	Reinsurance Payable & Funds Held (Cols. 17+18+20; but not in excess of Col. 29)	Stressed Net Recoverable (Cols. 29-30)	Total Collateral (Cols. 21+22 + 24, not in Excess of Col. 31)	Stressed Net Recoverable Net of Collateral Offsets (Cols. 31-32)	Reinsurer Designation Equivalent	Credit Risk on Collateralized Recoverables (Col. 32 * Factor Applicable to Reinsurer Designation Equivalent in Col. 34)	Credit Risk on Un- collateralized Recoverables (Col. 33 * Factor Applicable to Reinsurer Designation Equivalent in Col. 34)
13-4941245 ..	Integon National Insurance Company .....	.....	.....	.....	.....	.....0	.....0	.....0	.....XXX.....	.....XXX.....	.....XXX.....	.....XXX.....	.....XXX.....	.....XXX.....	.....XXX.....	.....XXX.....	.....XXX.....
0399999. Total Authorized - Affiliates - U.S. Non-Pool - Other		0	0	XXX	0	0	0	0	XXX	XXX	XXX	XXX	XXX	XXX	XXX	XXX	XXX
0499999. Total Authorized - Affiliates - U.S. Non-Pool		0	0	XXX	0	0	0	0	XXX	XXX	XXX	XXX	XXX	XXX	XXX	XXX	XXX
0799999. Total Authorized - Affiliates - Other (Non-U.S.)		0	0	XXX	0	0	0	0	0	0	0	0	0	0	XXX	0	0
0899999. Total Authorized - Affiliates		0	0	XXX	0	0	0	0	0	0	0	0	0	0	XXX	0	0
1499999. Total Authorized Excluding Protected Cells (Sum of 0899999, 0999999, 1099999, 1199999 and 1299999)		0	0	XXX	0	0	0	0	0	0	0	0	0	0	XXX	0	0
1899999. Total Unauthorized - Affiliates - U.S. Non-Pool		0	0	XXX	0	0	0	0	XXX	XXX	XXX	XXX	XXX	XXX	XXX	XXX	XXX
2199999. Total Unauthorized - Affiliates - Other (Non-U.S.)		0	0	XXX	0	0	0	0	0	0	0	0	0	0	XXX	0	0
2299999. Total Unauthorized - Affiliates		0	0	XXX	0	0	0	0	0	0	0	0	0	0	XXX	0	0
2899999. Total Unauthorized Excluding Protected Cells (Sum of 2299999, 2399999, 2499999, 2599999 and 2699999)		0	0	XXX	0	0	0	0	0	0	0	0	0	0	XXX	0	0
3299999. Total Certified - Affiliates - U.S. Non-Pool		0	0	XXX	0	0	0	0	XXX	XXX	XXX	XXX	XXX	XXX	XXX	XXX	XXX
3599999. Total Certified - Affiliates - Other (Non-U.S.)		0	0	XXX	0	0	0	0	0	0	0	0	0	0	XXX	0	0
3699999. Total Certified - Affiliates		0	0	XXX	0	0	0	0	0	0	0	0	0	0	XXX	0	0
4299999. Total Certified Excluding Protected Cells (Sum of 3699999, 3799999, 3899999, 3999999 and 4099999)		0	0	XXX	0	0	0	0	0	0	0	0	0	0	XXX	0	0
4699999. Total Reciprocal Jurisdiction - Affiliates - U.S. Non-Pool		0	0	XXX	0	0	0	0	XXX	XXX	XXX	XXX	XXX	XXX	XXX	XXX	XXX
4999999. Total Reciprocal Jurisdiction - Affiliates - Other (Non- U.S.)		0	0	XXX	0	0	0	0	0	0	0	0	0	0	XXX	0	0
5099999. Total Reciprocal Jurisdiction - Affiliates		0	0	XXX	0	0	0	0	0	0	0	0	0	0	XXX	0	0
5699999. Total Reciprocal Jurisdiction Excluding Protected Cells (Sum of 5099999, 5199999, 5299999, 5399999 and 5499999)		0	0	XXX	0	0	0	0	0	0	0	0	0	0	XXX	0	0
5799999. Total Authorized, Unauthorized, Reciprocal Jurisdiction and Certified Excluding Protected Cells (Sum of 1499999, 2899999, 4299999 and 5699999)		0	0	XXX	0	0	0	0	0	0	0	0	0	0	XXX	0	0
5899999. Total Protected Cells (Sum of 1399999, 2799999, 4199999 and 5599999)		0	0	XXX	0	0	0	0	XXX	XXX	XXX	XXX	XXX	XXX	XXX	XXX	XXX
9999999 Totals		0	0	XXX	0	0	0	0	0	0	0	0	0	0	XXX	0	0

ANNUAL STATEMENT FOR THE YEAR 2023 OF THE Safe Auto Value Insurance Company

SCHEDULE F - PART 3 (Continued)

Ceded Reinsurance as of December 31, Current Year (\$000 Omitted)  
(Aging of Ceded Reinsurance)

ID Number From Col. 1	Name of Reinsurer From Col. 3	Reinsurance Recoverable on Paid Losses and Paid Loss Adjustment Expenses						44  Total Recoverable on Paid Losses & LAE Amounts in Dispute Included in Col. 43	45  Recoverable on Paid Losses & LAE Over 90 Days Past Due Amounts in Dispute Included in Cols. 40 & 41	46  Total Recoverable on Paid Losses & LAE Amounts Not in Dispute (Cols 43-44)	47  Recoverable on Paid Losses & LAE Over 90 Days Past Due Amounts Not in Dispute (Cols. 40 + 41 - 45)	48  Amounts Received Prior 90 Days	49  Percentage Overdue Col. 42/Col. 43	50  Percentage of Amounts More Than 90 Days Overdue Not in Dispute (Col. 47/(Cols. 46+48))	51  Percentage More Than 120 Days Overdue (Col. 41/ Col. 43)	52  Is the Amount in Col. 50 Less Than 20%? (Yes or No)	53  Amounts in Col. 47 for Reinsurers with Values Less Than 20% in Col. 50	
		37  Current	Overdue				43  Total Due Cols. 37+42 (In total should equal Cols. 7+8)											
			38  1 - 29 Days	39  30 - 90 Days	40  91 - 120 Days	41  Over 120 Days												42  Total Overdue Cols. 38+39 +40+41
13-4941245 ..	Integon National Insurance Company .....						0	0		0	0		0.0	0.0	0.0	0.0	YES.....	0
0399999. Total Authorized - Affiliates - U.S. Non-Pool - Other		0	0	0	0	0	0	0	0	0	0	0	0.0	0.0	0.0	0.0	XXX	0
0499999. Total Authorized - Affiliates - U.S. Non-Pool		0	0	0	0	0	0	0	0	0	0	0	0.0	0.0	0.0	0.0	XXX	0
0799999. Total Authorized - Affiliates - Other (Non-U.S.)		0	0	0	0	0	0	0	0	0	0	0	0.0	0.0	0.0	0.0	XXX	0
0899999. Total Authorized - Affiliates		0	0	0	0	0	0	0	0	0	0	0	0.0	0.0	0.0	0.0	XXX	0
1499999. Total Authorized Excluding Protected Cells (Sum of 0899999, 0999999, 1099999, 1199999 and 1299999)		0	0	0	0	0	0	0	0	0	0	0	0.0	0.0	0.0	0.0	XXX	0
1899999. Total Unauthorized - Affiliates - U.S. Non-Pool		0	0	0	0	0	0	0	0	0	0	0	0.0	0.0	0.0	0.0	XXX	0
2199999. Total Unauthorized - Affiliates - Other (Non-U.S.)		0	0	0	0	0	0	0	0	0	0	0	0.0	0.0	0.0	0.0	XXX	0
2299999. Total Unauthorized - Affiliates		0	0	0	0	0	0	0	0	0	0	0	0.0	0.0	0.0	0.0	XXX	0
2899999. Total Unauthorized Excluding Protected Cells (Sum of 2299999, 2399999, 2499999, 2599999 and 2699999)		0	0	0	0	0	0	0	0	0	0	0	0.0	0.0	0.0	0.0	XXX	0
3299999. Total Certified - Affiliates - U.S. Non-Pool		0	0	0	0	0	0	0	0	0	0	0	0.0	0.0	0.0	0.0	XXX	0
3599999. Total Certified - Affiliates - Other (Non-U.S.)		0	0	0	0	0	0	0	0	0	0	0	0.0	0.0	0.0	0.0	XXX	0
3699999. Total Certified - Affiliates		0	0	0	0	0	0	0	0	0	0	0	0.0	0.0	0.0	0.0	XXX	0
4299999. Total Certified Excluding Protected Cells (Sum of 3699999, 3799999, 3899999, 3999999 and 4099999)		0	0	0	0	0	0	0	0	0	0	0	0.0	0.0	0.0	0.0	XXX	0
4699999. Total Reciprocal Jurisdiction - Affiliates - U.S. Non-Pool		0	0	0	0	0	0	0	0	0	0	0	0.0	0.0	0.0	0.0	XXX	0
4999999. Total Reciprocal Jurisdiction - Affiliates - Other (Non-U.S.)		0	0	0	0	0	0	0	0	0	0	0	0.0	0.0	0.0	0.0	XXX	0
5099999. Total Reciprocal Jurisdiction - Affiliates		0	0	0	0	0	0	0	0	0	0	0	0.0	0.0	0.0	0.0	XXX	0
5699999. Total Reciprocal Jurisdiction Excluding Protected Cells (Sum of 5099999, 5199999, 5299999, 5399999 and 5499999)		0	0	0	0	0	0	0	0	0	0	0	0.0	0.0	0.0	0.0	XXX	0
5799999. Total Authorized, Unauthorized, Reciprocal Jurisdiction and Certified Excluding Protected Cells (Sum of 1499999, 2899999, 4299999 and 5699999)		0	0	0	0	0	0	0	0	0	0	0	0.0	0.0	0.0	0.0	XXX	0
5899999. Total Protected Cells (Sum of 1399999, 2799999, 4199999 and 5599999)		0	0	0	0	0	0	0	0	0	0	0	0.0	0.0	0.0	0.0	XXX	0
9999999 Totals		0	0	0	0	0	0	0	0	0	0	0	0.0	0.0	0.0	0.0	XXX	0

### SCHEDULE F - PART 3 (Continued)

(Provision for Reinsurance for Certified Reinsurers)

ID Number From Col. 1	Name of Reinsurer From Col. 3	Provision for Certified Reinsurance															
		54  Certified Reinsurer Rating (1 through 6)	55  Effective Date of Certified Reinsurer Rating	56  Percent Collateral Required for Full Credit (0% through 100%)	57  Catastrophe Recoverables Qualifying for Collateral Deferral	58  Net Recoverables Subject to Collateral Requirements for Full Credit (Col. 19 - Col. 57)	59  Dollar Amount of Collateral Required (Col. 56 * Col. 58)	60  Percent of Collateral Provided for Net Recoverables Subject to Collateral Requirements ((Col. 20 + Col. 21 + Col. 22 + Col. 24) / Col. 58)	61  Percent Credit Allowed on Net Recoverables Subject to Collateral Requirements (Col. 60 / Col. 56, not to exceed 100%)	62  20% of Recoverable on Paid Losses & LAE Over 90 Days Past Due Amounts in Dispute (Col. 45 * 20%)	63  Amount of Credit Allowed for Net Recoverables (Col. 57 + [Col. 58 * Col. 61])	64  Provision for Reinsurance with Certified Reinsurers Due to Collateral Deficiency (Col. 19 - Col. 63)	65  20% of Recoverable on Paid Losses & LAE Over 90 Days Past Due Amounts Not in Dispute (Col. 47 * 20%)	Complete if Col. 52 = "No"; Otherwise Enter 0			69  Provision for Overdue Reinsurance Ceded to Certified Reinsurers (Greater of [Col. 62 + Col. 65] or Col.68; not to Exceed Col. 63)
														66  Total Collateral Provided (Col. 20 + Col. 21 + Col. 22 + Col. 24, not to Exceed Col. 63)	67  Net Unsecured Recoverable for Which Credit is Allowed (Col. 63 - Col. 66)	68  20% of Amount in Col. 67	
13-4941245 ..	Integon National Insurance Company .....	XXX.....	XXX.....	XXX.....	XXX.....	XXX.....	XXX.....	XXX.....	XXX.....	XXX.....	XXX.....	XXX.....	XXX.....	XXX.....	XXX.....	XXX.....	XXX.....
0399999. Total Authorized - Affiliates - U.S. Non-Pool - Other				XXX	XXX	XXX	XXX	XXX	XXX	XXX	XXX	XXX	XXX	XXX	XXX	XXX	XXX
0499999. Total Authorized - Affiliates - U.S. Non-Pool				XXX	XXX	XXX	XXX	XXX	XXX	XXX	XXX	XXX	XXX	XXX	XXX	XXX	XXX
0799999. Total Authorized - Affiliates - Other (Non-U.S.)				XXX	XXX	XXX	XXX	XXX	XXX	XXX	XXX	XXX	XXX	XXX	XXX	XXX	XXX
0899999. Total Authorized - Affiliates				XXX	XXX	XXX	XXX	XXX	XXX	XXX	XXX	XXX	XXX	XXX	XXX	XXX	XXX
1499999. Total Authorized Excluding Protected Cells (Sum of 0899999, 0999999, 1099999, 1199999 and 1299999)				XXX	XXX	XXX	XXX	XXX	XXX	XXX	XXX	XXX	XXX	XXX	XXX	XXX	XXX
1899999. Total Unauthorized - Affiliates - U.S. Non-Pool				XXX	XXX	XXX	XXX	XXX	XXX	XXX	XXX	XXX	XXX	XXX	XXX	XXX	XXX
2199999. Total Unauthorized - Affiliates - Other (Non-U.S.)				XXX	XXX	XXX	XXX	XXX	XXX	XXX	XXX	XXX	XXX	XXX	XXX	XXX	XXX
2299999. Total Unauthorized - Affiliates				XXX	XXX	XXX	XXX	XXX	XXX	XXX	XXX	XXX	XXX	XXX	XXX	XXX	XXX
2899999. Total Unauthorized Excluding Protected Cells (Sum of 2299999, 2399999, 2499999, 2599999 and 2699999)				XXX	XXX	XXX	XXX	XXX	XXX	XXX	XXX	XXX	XXX	XXX	XXX	XXX	XXX
3299999. Total Certified - Affiliates - U.S. Non-Pool				XXX	0	0	0	XXX	XXX	0	0	0	0	0	0	0	0
3599999. Total Certified - Affiliates - Other (Non-U.S.)				XXX	0	0	0	XXX	XXX	0	0	0	0	0	0	0	0
3699999. Total Certified - Affiliates				XXX	0	0	0	XXX	XXX	0	0	0	0	0	0	0	0
4299999. Total Certified Excluding Protected Cells (Sum of 3699999, 3799999, 3899999, 3999999 and 4099999)				XXX	0	0	0	XXX	XXX	0	0	0	0	0	0	0	0
4699999. Total Reciprocal Jurisdiction - Affiliates - U.S. Non-Pool				XXX	XXX	XXX	XXX	XXX	XXX	XXX	XXX	XXX	XXX	XXX	XXX	XXX	XXX
4999999. Total Reciprocal Jurisdiction - Affiliates - Other (Non-U.S.)				XXX	XXX	XXX	XXX	XXX	XXX	XXX	XXX	XXX	XXX	XXX	XXX	XXX	XXX
5099999. Total Reciprocal Jurisdiction - Affiliates				XXX	XXX	XXX	XXX	XXX	XXX	XXX	XXX	XXX	XXX	XXX	XXX	XXX	XXX
5699999. Total Reciprocal Jurisdiction Excluding Protected Cells (Sum of 5099999, 5199999, 5299999, 5399999 and 5499999)				XXX	XXX	XXX	XXX	XXX	XXX	XXX	XXX	XXX	XXX	XXX	XXX	XXX	XXX
5799999. Total Authorized, Unauthorized, Reciprocal Jurisdiction and Certified Excluding Protected Cells (Sum of 1499999, 2899999, 4299999 and 5699999)				XXX	0	0	0	XXX	XXX	0	0	0	0	0	0	0	0
5899999. Total Protected Cells (Sum of 1399999, 2799999, 4199999 and 5599999)				XXX	0	0	0	XXX	XXX	0	0	0	0	0	0	0	0
9999999 Totals				XXX	0	0	0	XXX	XXX	0	0	0	0	0	0	0	0

Ceded Reinsurance as of December 31, Current Year (\$000 Omitted)  
(Total Provision for Reinsurance)

26



Schedule F - Part 4 - Issuing or Confirming Banks for Letters of Credit from Schedule F, Part 3

**N O N E**

Schedule F - Part 5 - Interrogatories for Schedule F - Part 3

**N O N E**

SCHEDULE F - PART 6

Restatement of Balance Sheet to Identify Net Credit for Reinsurance

	1 As Reported (Net of Ceded)	2 Restatement Adjustments	3 Restated (Gross of Ceded)
ASSETS (Page 2, Col. 3)			
1. Cash and invested assets (Line 12) .....	6,608,896		6,608,896
2. Premiums and considerations (Line 15) .....	0		0
3. Reinsurance recoverable on loss and loss adjustment expense payments (Line 16.1) .....	0		0
4. Funds held by or deposited with reinsured companies (Line 16.2) .....	0		0
5. Other assets .....	32,889		32,889
6. Net amount recoverable from reinsurers .....		(1,236)	(1,236)
7. Protected cell assets (Line 27) .....	0		0
8. Totals (Line 28) .....	6,641,785	(1,236)	6,640,549
LIABILITIES (Page 3)			
9. Losses and loss adjustment expenses (Lines 1 through 3) .....	0		0
10. Taxes, expenses, and other obligations (Lines 4 through 8) .....	116,952		116,952
11. Unearned premiums (Line 9) .....	0		0
12. Advance premiums (Line 10) .....			0
13. Dividends declared and unpaid (Line 11.1 and 11.2) .....	0		0
14. Ceded reinsurance premiums payable (net of ceding commissions (Line 12) .....	1,236	(1,236)	0
15. Funds held by company under reinsurance treaties (Line 13) .....	0		0
16. Amounts withheld or retained by company for account of others (Line 14) .....			0
17. Provision for reinsurance (Line 16) .....	0		0
18. Other liabilities .....	614		614
19. Total liabilities excluding protected cell business (Line 26) .....	118,802	(1,236)	117,566
20. Protected cell liabilities (Line 27) .....			0
21. Surplus as regards policyholders (Line 37)	6,522,983	XXX	6,522,983
22. Totals (Line 38)	6,641,785	(1,236)	6,640,549

NOTE: Is the restatement of this exhibit the result of grossing up balances ceded to affiliates under 100 percent reinsurance or pooling arrangements? .....

Yes [ X ] No [ ]

If yes, give full explanation: The Company participates in a 100% quota share agreement with Integon National Insurance Company. ....

Schedule H - Part 1 - Analysis of Underwriting Operations

**N O N E**

Schedule H - Part 2 - Reserves and Liabilities

**N O N E**

Schedule H - Part 3 - Test of Prior Year's Claim Reserves and Liabilities

**N O N E**

Schedule H - Part 4 - Reinsurance

**N O N E**

Schedule H - Part 5 - Health Claims

**N O N E**

ANNUAL STATEMENT FOR THE YEAR 2023 OF THE Safe Auto Value Insurance Company

**SCHEDULE P - PART 1A - HOMEOWNERS/FARMOWNERS**

(\$000 OMITTED)

Years in Which Premiums Were Earned and Losses Were Incurred	Premiums Earned			Loss and Loss Expense Payments								12
	1	2	3	Loss Payments		Defense and Cost Containment Payments		Adjusting and Other Payments		10	11	Number of Claims Reported Direct and Assumed
				4	5	6	7	8	9			
				Direct and Assumed	Ceded	Direct and Assumed	Ceded	Direct and Assumed	Ceded			
1. Prior.....	XXX	XXX	XXX									XXX
2. 2014.....												
3. 2015.....												
4. 2016.....												
5. 2017.....												
6. 2018.....												
7. 2019.....												
8. 2020.....												
9. 2021.....												
10. 2022.....												
11. 2023.....												
12. Totals	XXX	XXX	XXX									XXX

NONE

	Losses Unpaid				Defense and Cost Containment Unpaid				Adjusting and Other Unpaid		23	24	25
	Case Basis		Bulk + IBNR		Case Basis		Bulk + IBNR		Adjusting and Other Unpaid		Salvage and Subrogation Anticipated	Total Net Losses and Expenses Unpaid	Number of Claims Outstanding Direct and Assumed
	13	14	15	16	17	18	19	20	21	22			
	Direct and Assumed	Ceded	Direct and Assumed	Ceded	Direct and Assumed	Ceded	Direct and Assumed	Ceded	Direct and Assumed	Ceded			
1. Prior.....													
2. 2014.....													
3. 2015.....													
4. 2016.....													
5. 2017.....													
6. 2018.....													
7. 2019.....													
8. 2020.....													
9. 2021.....													
10. 2022.....													
11. 2023.....													
12. Totals													

NONE

	Total Losses and Loss Expenses Incurred			Loss and Loss Expense Percentage (Incurred /Premiums Earned)			Nontabular Discount		34  Inter- Company Pooling Participation Percentage	Net Balance Sheet Reserves After Discount	
	26	27	28	29	30	31	32	33		35	36
	Direct and Assumed	Ceded	Net	Direct and Assumed	Ceded	Net	Loss	Loss Expense		Losses Unpaid	Loss Expenses Unpaid
1. Prior.....	XXX	XXX	XXX	XXX	XXX	XXX			XXX		
2. 2014.....											
3. 2015.....											
4. 2016.....											
5. 2017.....											
6. 2018.....											
7. 2019.....											
8. 2020.....											
9. 2021.....											
10. 2022.....											
11. 2023.....											
12. Totals	XXX	XXX	XXX	XXX	XXX	XXX			XXX		

NONE

ANNUAL STATEMENT FOR THE YEAR 2023 OF THE Safe Auto Value Insurance Company

**SCHEDULE P - PART 1B - PRIVATE PASSENGER AUTO LIABILITY/MEDICAL**

(\$000 OMITTED)

Years in Which Premiums Were Earned and Losses Were Incurred	Premiums Earned			Loss and Loss Expense Payments								12
	1  Direct and Assumed	2  Ceded	3  Net (1 - 2)	Loss Payments		Defense and Cost Containment Payments		Adjusting and Other Payments		10  Salvage and Subrogation Received	11  Total Net Paid Cols (4 - 5 + 6 - 7 + 8 - 9)	Number of Claims Reported Direct and Assumed
				4  Direct and Assumed	5  Ceded	6  Direct and Assumed	7  Ceded	8  Direct and Assumed	9  Ceded			
1. Prior.....	XXX.....	XXX.....	XXX.....	0	0	0	0	0	0	0	0	XXX.....
2. 2014.....	8,665	0	8,665	5,711	311	178	0	685	6	135	6,257	2,273
3. 2015.....	8,930	0	8,930	5,923	0	174	0	662	0	120	6,759	2,433
4. 2016.....	8,726	0	8,726	5,696	35	169	0	770	0	142	6,601	2,264
5. 2017.....	9,902	0	9,902	5,690	0	154	0	844	0	175	6,689	2,384
6. 2018.....	11,182	0	11,182	6,011	0	128	0	864	0	194	7,003	2,735
7. 2019.....	10,352	0	10,352	5,716	0	92	0	890	0	141	6,698	2,585
8. 2020.....	9,729	0	9,729	4,092	0	22	0	738	0	118	4,852	2,174
9. 2021.....	7,281	0	7,281	1,723	0	31	0	552	0	39	2,306	1,586
10. 2022.....	0	0	0	0	0	0	0	0	0	0	0	0
11. 2023	0	0	0	0	0	0	0	0	0	0	0	0
12. Totals	XXX	XXX	XXX	40,562	346	947	0	6,006	6	1,065	47,164	XXX

	Losses Unpaid				Defense and Cost Containment Unpaid				Adjusting and Other Unpaid		23	24	25
	Case Basis		Bulk + IBNR		Case Basis		Bulk + IBNR						
	13	14	15	16	17	18	19	20	21	22			
	Direct and Assumed	Ceded	Direct and Assumed	Ceded	Direct and Assumed	Ceded	Direct and Assumed	Ceded	Direct and Assumed	Ceded			
1. Prior.....	0	0	0	0	0	0	0	0	0	0	0	0	0
2. 2014.....	0	0	0	0	0	0	0	0	0	0	0	0	0
3. 2015.....	0	0	0	0	0	0	0	0	0	0	0	0	0
4. 2016.....	0	0	0	0	0	0	0	0	0	0	0	0	0
5. 2017.....	0	0	0	0	0	0	0	0	0	0	0	0	0
6. 2018.....	0	0	0	0	0	0	0	0	0	0	0	0	0
7. 2019.....	0	0	0	0	0	0	0	0	0	0	0	0	0
8. 2020.....	0	0	0	0	0	0	0	0	0	0	0	0	0
9. 2021.....	0	0	0	0	0	0	0	0	0	0	0	0	0
10. 2022.....	0	0	0	0	0	0	0	0	0	0	0	0	0
11. 2023	0	0	0	0	0	0	0	0	0	0	0	0	0
12. Totals	0	0	0	0	0	0	0	0	0	0	0	0	0

	Total Losses and Loss Expenses Incurred			Loss and Loss Expense Percentage (Incurred /Premiums Earned)			Nontabular Discount		34	Net Balance Sheet Reserves After Discount	
	26	27	28	29	30	31	32	33	Inter- Company Pooling Participation Percentage	35	36
	Direct and Assumed	Ceded	Net	Direct and Assumed	Ceded	Net	Loss	Loss Expense		Losses Unpaid	Loss Expenses Unpaid
1. Prior.....	XXX.....	XXX.....	XXX.....	XXX.....	XXX.....	XXX.....	.....0	.....0	XXX.....	.....0	.....0
2. 2014.....	6,574.....	.....317	6,257.....	75.9.....	.....0.0	72.2.....	.....0	.....0	.....0.0	.....0	.....0
3. 2015.....	6,759.....	.....0	6,759.....	75.7.....	.....0.0	75.7.....	.....0	.....0	.....0.0	.....0	.....0
4. 2016.....	6,635.....	.....35	6,601.....	76.0.....	.....0.0	75.6.....	.....0	.....0	.....0.0	.....0	.....0
5. 2017.....	6,689.....	.....0	6,689.....	67.6.....	.....0.0	67.6.....	.....0	.....0	.....0.0	.....0	.....0
6. 2018.....	7,003.....	.....0	7,003.....	62.6.....	.....0.0	62.6.....	.....0	.....0	.....0.0	.....0	.....0
7. 2019.....	6,698.....	.....0	6,698.....	64.7.....	.....0.0	64.7.....	.....0	.....0	.....0.0	.....0	.....0
8. 2020.....	4,852.....	.....0	4,852.....	49.9.....	.....0.0	49.9.....	.....0	.....0	.....0.0	.....0	.....0
9. 2021.....	2,306.....	.....0	2,306.....	31.7.....	.....0.0	31.7.....	.....0	.....0	.....0.0	.....0	.....0
10. 2022.....	.....0	.....0	.....0	.....0.0	.....0.0	.....0.0	.....0	.....0	.....0.0	.....0	.....0
11. 2023	0	0	0	0.0	0.0	0.0	0	0	0.0	0	0
12. Totals	XXX	XXX	XXX	XXX	XXX	XXX	0	0	XXX	0	0

Schedule P - Part 1C - Commercial Auto/Truck Liability/Medical

**N O N E**

Schedule P - Part 1D - Workers' Compensation (Excluding Excess Workers' Compensation)

**N O N E**

Schedule P - Part 1E - Commercial Multiple Peril

**N O N E**

Schedule P - Part 1F - Section 1 - Medical Professional Liability - Occurrence

**N O N E**

Schedule P - Part 1F - Section 2 - Medical Professional Liability - Claims-Made

**N O N E**

Schedule P - Part 1G - Special Liability (Ocean Marine, Aircraft (all perils), Boiler and Machinery)

**N O N E**

Schedule P - Part 1H - Section 1 - Other Liability - Occurrence

**N O N E**

Schedule P - Part 1H - Section 2 - Other Liability - Claims-Made

**N O N E**

Schedule P - Part 1I - Special Property (Fire, Allied Lines...)

**N O N E**

ANNUAL STATEMENT FOR THE YEAR 2023 OF THE Safe Auto Value Insurance Company

**SCHEDULE P - PART 1J - AUTO PHYSICAL DAMAGE**

(\$000 OMITTED)

Years in Which Premiums Were Earned and Losses Were Incurred	Premiums Earned			Loss and Loss Expense Payments								12
	1  Direct and Assumed	2  Ceded	3  Net (1 - 2)	Loss Payments		Defense and Cost Containment Payments		Adjusting and Other Payments		10  Salvage and Subrogation Received	11  Total Net Paid Cols (4 - 5 + 6 - 7 + 8 - 9)	Number of Claims Reported Direct and Assumed
				4  Direct and Assumed	5  Ceded	6  Direct and Assumed	7  Ceded	8  Direct and Assumed	9  Ceded			
1. Prior.....	XXX.....	XXX.....	XXX.....	.....0	.....0	.....0	.....0	.....0	.....0	.....0	.....0	.....XXX.....
2. 2022.....	.....0	.....0	.....0	.....0	.....0	.....0	.....0	.....0	.....0	.....0	.....0	.....0
3. 2023	0	0	0	0	0	0	0	0	0	0	0	0
4. Totals	XXX	XXX	XXX	0	0	0	0	0	0	0	0	XXX

	Losses Unpaid				Defense and Cost Containment Unpaid				Adjusting and Other Unpaid		23	24	25
	Case Basis		Bulk + IBNR		Case Basis		Bulk + IBNR						
	13	14	15	16	17	18	19	20	21	22			
	Direct and Assumed	Ceded	Direct and Assumed	Ceded	Direct and Assumed	Ceded	Direct and Assumed	Ceded	Direct and Assumed	Ceded			
1. Prior	0	0	0	0	0	0	0	0	0	0	0	0	0
2. 2022	0	0	0	0	0	0	0	0	0	0	0	0	0
3. 2023	0	0	0	0	0	0	0	0	0	0	0	0	0
4. Totals	0	0	0	0	0	0	0	0	0	0	0	0	0

	Total Losses and Loss Expenses Incurred			Loss and Loss Expense Percentage (Incurred /Premiums Earned)			Nontabular Discount		34 Inter-Company Pooling Participation Percentage	Net Balance Sheet Reserves After Discount	
	26	27	28	29	30	31	32	33		35	36
	Direct and Assumed	Ceded	Net	Direct and Assumed	Ceded	Net	Loss	Loss Expense		Losses Unpaid	Loss Expenses Unpaid
1. Prior .....	XXX.....	XXX.....	XXX.....	XXX.....	XXX.....	XXX.....	0	0	XXX.....	0	0
2. 2022.....	0	0	0	0.0	0.0	0.0	0	0	0.0	0	0
3. 2023	0	0	0	0.0	0.0	0.0	0	0	0.0	0	0
4. Totals	XXX	XXX	XXX	XXX	XXX	XXX	0	0	XXX	0	0

Schedule P - Part 1K - Fidelity/Surety

**N O N E**

Schedule P - Part 1L - Other (Including Credit, Accident and Health)

**N O N E**

Schedule P - Part 1M - International

**N O N E**

Schedule P - Part 1N - Reinsurance - Nonproportional Assumed Property

**N O N E**

Schedule P - Part 1O - Reinsurance - Nonproportional Assumed Liability

**N O N E**

Schedule P - Part 1P - Reinsurance - Nonproportional Assumed Financial Lines

**N O N E**

Schedule P - Part 1R - Section 1 - Products Liability - Occurrence

**N O N E**

Schedule P - Part 1R - Section 2 - Products Liability - Claims-Made

**N O N E**

Schedule P - Part 1S - Financial Guaranty/Mortgage Guaranty

**N O N E**

Schedule P - Part 1T - Warranty

**N O N E**



ANNUAL STATEMENT FOR THE YEAR 2023 OF THE Safe Auto Value Insurance Company

SCHEDULE P - PART 2A - HOMEOWNERS/FARMOWNERS

Years in Which Losses Were Incurred	INCURRED NET LOSSES AND DEFENSE AND COST CONTAINMENT EXPENSES REPORTED AT YEAR END (\$000 OMITTED)										DEVELOPMENT	
	1 2014	2 2015	3 2016	4 2017	5 2018	6 2019	7 2020	8 2021	9 2022	10 2023	11 One Year	12 Two Year
1. Prior.....												
2. 2014.....												
3. 2015.....	XXX											
4. 2016.....	XXX	XXX										
5. 2017.....	XXX	XXX	XXX									
6. 2018.....	XXX	XXX	XXX	XXX								
7. 2019.....	XXX	XXX	XXX	XXX	XXX							
8. 2020.....	XXX	XXX	XXX	XXX	XXX	XXX						
9. 2021.....	XXX	XXX	XXX	XXX	XXX	XXX	XXX					
10. 2022.....	XXX	XXX	XXX	XXX	XXX	XXX	XXX	XXX				XXX
11. 2023.....	XXX	XXX	XXX	XXX	XXX	XXX	XXX	XXX	XXX		XXX	XXX
12. Totals												

SCHEDULE P - PART 2B - PRIVATE PASSENGER AUTO LIABILITY/MEDICAL

1. Prior.....	1,807	1,553	1,440	1,470	1,417	1,414	1,413	1,400	1,400	1,400	0	0
2. 2014.....	5,326	5,491	5,514	5,468	5,498	5,600	5,597	5,578	5,578	5,578	0	0
3. 2015.....	XXX	5,793	6,065	6,086	6,102	6,113	6,112	6,096	6,096	6,096	0	0
4. 2016.....	XXX	XXX	5,574	5,821	5,882	5,861	5,861	5,831	5,831	5,831	0	0
5. 2017.....	XXX	XXX	XXX	5,772	5,817	5,929	5,883	5,844	5,844	5,844	0	0
6. 2018.....	XXX	XXX	XXX	XXX	6,351	6,301	6,309	6,139	6,139	6,139	0	0
7. 2019.....	XXX	XXX	XXX	XXX	XXX	5,984	6,269	5,808	5,808	5,808	0	0
8. 2020.....	XXX	XXX	XXX	XXX	XXX	XXX	5,615	4,114	4,114	4,114	0	0
9. 2021.....	XXX	XXX	XXX	XXX	XXX	XXX	XXX	1,754	1,754	1,754	0	0
10. 2022.....	XXX	XXX	XXX	XXX	XXX	XXX	XXX	XXX	0	0	0	XXX
11. 2023.....	XXX	XXX	XXX	XXX	XXX	XXX	XXX	XXX	XXX	0	XXX	XXX
12. Totals											0	0

SCHEDULE P - PART 2C - COMMERCIAL AUTO/TRUCK LIABILITY/MEDICAL

1. Prior.....												
2. 2014.....												
3. 2015.....	XXX											
4. 2016.....	XXX	XXX										
5. 2017.....	XXX	XXX	XXX									
6. 2018.....	XXX	XXX	XXX	XXX								
7. 2019.....	XXX	XXX	XXX	XXX	XXX							
8. 2020.....	XXX	XXX	XXX	XXX	XXX	XXX						
9. 2021.....	XXX	XXX	XXX	XXX	XXX	XXX	XXX					
10. 2022.....	XXX	XXX	XXX	XXX	XXX	XXX	XXX	XXX				XXX
11. 2023.....	XXX	XXX	XXX	XXX	XXX	XXX	XXX	XXX	XXX		XXX	XXX
12. Totals												

SCHEDULE P - PART 2D - WORKERS' COMPENSATION  
(EXCLUDING EXCESS WORKERS' COMPENSATION)

1. Prior.....												
2. 2014.....												
3. 2015.....	XXX											
4. 2016.....	XXX	XXX										
5. 2017.....	XXX	XXX	XXX									
6. 2018.....	XXX	XXX	XXX	XXX								
7. 2019.....	XXX	XXX	XXX	XXX	XXX							
8. 2020.....	XXX	XXX	XXX	XXX	XXX	XXX						
9. 2021.....	XXX	XXX	XXX	XXX	XXX	XXX	XXX					
10. 2022.....	XXX	XXX	XXX	XXX	XXX	XXX	XXX	XXX				XXX
11. 2023.....	XXX	XXX	XXX	XXX	XXX	XXX	XXX	XXX	XXX		XXX	XXX
12. Totals												

SCHEDULE P - PART 2E - COMMERCIAL MULTIPLE PERIL

1. Prior.....												
2. 2014.....												
3. 2015.....	XXX											
4. 2016.....	XXX	XXX										
5. 2017.....	XXX	XXX	XXX									
6. 2018.....	XXX	XXX	XXX	XXX								
7. 2019.....	XXX	XXX	XXX	XXX	XXX							
8. 2020.....	XXX	XXX	XXX	XXX	XXX	XXX						
9. 2021.....	XXX	XXX	XXX	XXX	XXX	XXX	XXX					
10. 2022.....	XXX	XXX	XXX	XXX	XXX	XXX	XXX	XXX				XXX
11. 2023.....	XXX	XXX	XXX	XXX	XXX	XXX	XXX	XXX	XXX		XXX	XXX
12. Totals												

Schedule P - Part 2F - Section 1 - Medical Professional Liability - Occurrence

**N O N E**

Schedule P - Part 2F - Section 2 - Medical Professional Liability - Claims-Made

**N O N E**

Schedule P - Part 2G - Special Liability (Ocean Marine, Aircraft (all perils), Boiler and Machinery)

**N O N E**

Schedule P - Part 2H - Section 1 - Other Liability - Occurrence

**N O N E**

Schedule P - Part 2H - Section 2- Other Liability - Claims-Made

**N O N E**

Schedule P - Part 2I - Special Property

**N O N E**

Schedule P - Part 2J - Auto Physical Damage

**N O N E**

Schedule P - Part 2K - Fidelity/Surety

**N O N E**

Schedule P - Part 2L - Other (Including Credit, Accident and Health)

**N O N E**

Schedule P - Part 2M - International

**N O N E**

Schedule P - Part 2N - Reinsurance - Nonproportional Assumed Property

**N O N E**

Schedule P - Part 2O - Reinsurance - Nonproportional Assumed Liability

**N O N E**

Schedule P - Part 2P - Reinsurance - Nonproportional Assumed Financial Lines

**N O N E**

Schedule P - Part 2R - Section 1 - Products Liability - Occurrence

**N O N E**

Schedule P - Part 2R - Section 2 - Products Liability - Claims-Made

**N O N E**

Schedule P - Part 2S - Financial Guaranty/Mortgage Guaranty

**N O N E**

Schedule P - Part 2T - Warranty

**N O N E**

ANNUAL STATEMENT FOR THE YEAR 2023 OF THE Safe Auto Value Insurance Company

**SCHEDULE P - PART 3A - HOMEOWNERS/FARMOWNERS**

Years in Which Losses Were Incurred	CUMULATIVE PAID NET LOSSES AND DEFENSE AND COST CONTAINMENT EXPENSES REPORTED AT YEAR END (\$000 OMITTED)										11 Number of Claims Closed With Loss Payment	12 Number of Claims Closed Without Loss Payment
	1	2	3	4	5	6	7	8	9	10		
	2014	2015	2016	2017	2018	2019	2020	2021	2022	2023		
1. Prior.....	000											
2. 2014.....												
3. 2015.....	XXX											
4. 2016.....	XXX	XXX										
5. 2017.....	XXX	XXX	XXX									
6. 2018.....	XXX	XXX	XXX	XXX								
7. 2019.....	XXX	XXX	XXX	XXX	XXX	XXX						
8. 2020.....	XXX	XXX	XXX	XXX	XXX	XXX	XXX					
9. 2021.....	XXX	XXX	XXX	XXX	XXX	XXX	XXX	XXX				
10. 2022.....	XXX	XXX	XXX	XXX	XXX	XXX	XXX	XXX	XXX			
11. 2023.....	XXX	XXX	XXX	XXX	XXX	XXX	XXX	XXX	XXX	XXX		

**SCHEDULE P - PART 3B - PRIVATE PASSENGER AUTO LIABILITY/MEDICAL**

1. Prior.....	000	890	1,212	1,331	1,375	1,393	1,403	1,400	1,400	1,400	131	
2. 2014.....	2,649	4,584	5,164	5,406	5,468	5,574	5,577	5,578	5,578	5,578	1,395	878
3. 2015.....	XXX	2,841	5,090	5,780	6,006	6,069	6,090	6,096	6,096	6,096	1,441	992
4. 2016.....	XXX	XXX	2,775	4,941	5,572	5,753	5,816	5,831	5,831	5,831	1,307	957
5. 2017.....	XXX	XXX	XXX	2,936	4,971	5,624	5,790	5,844	5,844	5,844	1,273	1,111
6. 2018.....	XXX	XXX	XXX	XXX	3,161	5,348	5,998	6,139	6,139	6,139	1,355	1,380
7. 2019.....	XXX	XXX	XXX	XXX	XXX	3,055	5,213	5,808	5,808	5,808	1,216	1,369
8. 2020.....	XXX	XXX	XXX	XXX	XXX	XXX	2,198	4,114	4,114	4,114	871	1,303
9. 2021.....	XXX	XXX	XXX	XXX	XXX	XXX	XXX	1,754	1,754	1,754	466	1,120
10. 2022.....	XXX	XXX	XXX	XXX	XXX	XXX	XXX	XXX	0	0	0	0
11. 2023.....	XXX	XXX	XXX	XXX	XXX	XXX	XXX	XXX	XXX	0		

**SCHEDULE P - PART 3C - COMMERCIAL AUTO/TRUCK LIABILITY/MEDICAL**

1. Prior.....	000											
2. 2014.....												
3. 2015.....	XXX											
4. 2016.....	XXX	XXX										
5. 2017.....	XXX	XXX	XXX									
6. 2018.....	XXX	XXX	XXX	XXX	XXX	XXX						
7. 2019.....	XXX	XXX	XXX	XXX	XXX	XXX	XXX					
8. 2020.....	XXX	XXX	XXX	XXX	XXX	XXX	XXX	XXX				
9. 2021.....	XXX	XXX	XXX	XXX	XXX	XXX	XXX	XXX	XXX			
10. 2022.....	XXX	XXX	XXX	XXX	XXX	XXX	XXX	XXX	XXX	XXX		
11. 2023.....	XXX	XXX	XXX	XXX	XXX	XXX	XXX	XXX	XXX	XXX		

**SCHEDULE P - PART 3D - WORKERS' COMPENSATION  
(EXCLUDING EXCESS WORKERS' COMPENSATION)**

1. Prior.....	000											
2. 2014.....												
3. 2015.....	XXX											
4. 2016.....	XXX	XXX										
5. 2017.....	XXX	XXX	XXX									
6. 2018.....	XXX	XXX	XXX	XXX	XXX	XXX						
7. 2019.....	XXX	XXX	XXX	XXX	XXX	XXX	XXX					
8. 2020.....	XXX	XXX	XXX	XXX	XXX	XXX	XXX	XXX				
9. 2021.....	XXX	XXX	XXX	XXX	XXX	XXX	XXX	XXX	XXX			
10. 2022.....	XXX	XXX	XXX	XXX	XXX	XXX	XXX	XXX	XXX	XXX		
11. 2023.....	XXX	XXX	XXX	XXX	XXX	XXX	XXX	XXX	XXX	XXX		

**SCHEDULE P - PART 3E - COMMERCIAL MULTIPLE PERIL**

1. Prior.....	000											
2. 2014.....												
3. 2015.....	XXX											
4. 2016.....	XXX	XXX										
5. 2017.....	XXX	XXX	XXX									
6. 2018.....	XXX	XXX	XXX	XXX	XXX	XXX						
7. 2019.....	XXX	XXX	XXX	XXX	XXX	XXX	XXX					
8. 2020.....	XXX	XXX	XXX	XXX	XXX	XXX	XXX	XXX				
9. 2021.....	XXX	XXX	XXX	XXX	XXX	XXX	XXX	XXX	XXX			
10. 2022.....	XXX	XXX	XXX	XXX	XXX	XXX	XXX	XXX	XXX	XXX		
11. 2023.....	XXX	XXX	XXX	XXX	XXX	XXX	XXX	XXX	XXX	XXX		

Schedule P - Part 3F - Section 1 - Medical Professional Liability - Occurrence

**N O N E**

Schedule P - Part 3F - Section 2 - Medical Professional Liability - Claims-Made

**N O N E**

Schedule P - Part 3G - Special Liability

**N O N E**

Schedule P - Part 3H - Section 1 - Other Liability - Occurrence

**N O N E**

Schedule P - Part 3H - Section 2 - Other Liability - Claims-Made

**N O N E**

Schedule P - Part 3I - Special Property

**N O N E**

Schedule P - Part 3J - Auto Physical Damage

**N O N E**

Schedule P - Part 3K - Fidelity/Surety

**N O N E**

Schedule P - Part 3L - Other (Including Credit, Accident and Health)

**N O N E**

Schedule P - Part 3M - International

**N O N E**

Schedule P - Part 3N - Reinsurance - Nonproportional Assumed Property

**N O N E**

Schedule P - Part 3O - Reinsurance - Nonproportional Assumed Liability

**N O N E**

Schedule P - Part 3P - Reinsurance - Nonproportional Assumed Financial Lines

**N O N E**

Schedule P - Part 3R - Section 1 - Product Liability - Occurrence

**N O N E**

Schedule P - Part 3R - Section 2 - Product Liability - Claims-Made

**N O N E**

Schedule P - Part 3S - Financial Guaranty/Mortgage Guaranty

**N O N E**

Schedule P - Part 3T - Warranty

**N O N E**

ANNUAL STATEMENT FOR THE YEAR 2023 OF THE Safe Auto Value Insurance Company

SCHEDULE P - PART 4A - HOMEOWNERS/FARMOWNERS

Years in Which Losses Were Incurred	BULK AND IBNR RESERVES ON NET LOSSES AND DEFENSE AND COST CONTAINMENT EXPENSES REPORTED AT YEAR END (\$000 OMITTED)									
	1	2	3	4	5	6	7	8	9	10
	2014	2015	2016	2017	2018	2019	2020	2021	2022	2023
1. Prior.....										
2. 2014.....										
3. 2015.....	XXX									
4. 2016.....	XXX	XXX								
5. 2017.....	XXX	XXX	XX							
6. 2018.....	XXX	XXX	XX	XX						
7. 2019.....	XXX	XXX	XX	XXX	XXX					
8. 2020.....	XXX	XXX	XXX	XXX	XXX	XXX				
9. 2021.....	XXX	XXX	XXX	XXX	XXX	XXX	XXX			
10. 2022.....	XXX	XXX	XXX	XXX	XXX	XXX	XXX	XXX		
11. 2023.....	XXX	XXX	XXX	XXX	XXX	XXX	XXX	XXX	XXX	

SCHEDULE P - PART 4B - PRIVATE PASSENGER AUTO LIABILITY/MEDICAL

1. Prior.....	570	210	49	31	5	3	1	0	0	0
2. 2014.....	658	227	93	8	8	19	16	0	0	0
3. 2015.....	XXX	668	239	93	23	15	10	0	0	0
4. 2016.....	XXX	XXX	770	302	120	24	5	0	0	0
5. 2017.....	XXX	XXX	XXX	677	209	87	17	0	0	0
6. 2018.....	XXX	XXX	XXX	XXX	794	249	69	0	0	0
7. 2019.....	XXX	XXX	XXX	XXX	XXX	745	204	0	0	0
8. 2020.....	XXX	XXX	XXX	XXX	XXX	XXX	777	0	0	0
9. 2021.....	XXX	XXX	XXX	XXX	XXX	XXX	XXX	0	0	0
10. 2022.....	XXX	XXX	XXX	XXX	XXX	XXX	XXX	XXX	0	0
11. 2023.....	XXX	XXX	XXX	XXX	XXX	XXX	XXX	XXX	XXX	0

SCHEDULE P - PART 4C - COMMERCIAL AUTO/TRUCK LIABILITY/MEDICAL

1. Prior.....										
2. 2014.....										
3. 2015.....	XXX									
4. 2016.....	XXX	XXX								
5. 2017.....	XXX	XXX	XXX							
6. 2018.....	XXX	XXX	XX	XX						
7. 2019.....	XXX	XXX	XX	XX	XX					
8. 2020.....	XXX	XXX	XX	XX	XX	XX				
9. 2021.....	XXX	XXX	XX	XXX	XXX	XX	XXX			
10. 2022.....	XXX	XXX	XXX	XXX	XXX	XXX	XXX	XXX		
11. 2023.....	XXX	XXX	XXX	XXX	XXX	XXX	XXX	XXX	XXX	

SCHEDULE P - PART 4D - WORKERS' COMPENSATION  
(EXCLUDING EXCESS WORKERS' COMPENSATION)

1. Prior.....										
2. 2014.....										
3. 2015.....	XXX									
4. 2016.....	XXX	XXX								
5. 2017.....	XXX	XXX	XXX							
6. 2018.....	XXX	XXX	XX	XX						
7. 2019.....	XXX	XXX	XX	XX	XX					
8. 2020.....	XXX	XXX	XX	XX	XX	XX				
9. 2021.....	XXX	XXX	XX	XXX	XXX	XX	XXX			
10. 2022.....	XXX	XXX	XXX	XXX	XXX	XXX	XXX	XXX		
11. 2023.....	XXX	XXX	XXX	XXX	XXX	XXX	XXX	XXX	XXX	

SCHEDULE P - PART 4E - COMMERCIAL MULTIPLE PERIL

1. Prior.....										
2. 2014.....										
3. 2015.....	XXX									
4. 2016.....	XXX	XXX								
5. 2017.....	XXX	XXX	XXX							
6. 2018.....	XXX	XXX	XX	XX						
7. 2019.....	XXX	XXX	XX	XX	XX					
8. 2020.....	XXX	XXX	XX	XX	XX	XX				
9. 2021.....	XXX	XXX	XX	XXX	XXX	XX	XXX			
10. 2022.....	XXX	XXX	XXX	XXX	XXX	XXX	XXX	XXX		
11. 2023.....	XXX	XXX	XXX	XXX	XXX	XXX	XXX	XXX	XXX	

Schedule P - Part 4F - Section 1 - Medical Professional Liability - Occurrence

**N O N E**

Schedule P - Part 4F - Section 2 - Medical Professional Liability - Claims-Made

**N O N E**

Schedule P - Part 4G - Special Liability

**N O N E**

Schedule P - Part 4H - Section 1 - Other Liability - Occurrence

**N O N E**

Schedule P - Part 4H - Section 2 - Other Liability - Claims-Made

**N O N E**

Schedule P - Part 4I - Special Property

**N O N E**

Schedule P - Part 4J - Auto Physical Damage

**N O N E**

Schedule P - Part 4K - Fidelity/Surety

**N O N E**

Schedule P - Part 4L - Other (Including Credit, Accident and Health)

**N O N E**

Schedule P - Part 4M - International

**N O N E**

Schedule P - Part 4N - Reinsurance - Nonproportional Assumed Property

**N O N E**

Schedule P - Part 4O - Reinsurance - Nonproportional Assumed Liability

**N O N E**

Schedule P - Part 4P - Reinsurance - Nonproportional Assumed Financial Lines

**N O N E**

Schedule P - Part 4R - Section 1 - Products Liability - Occurrence

**N O N E**



Schedule P - Part 4R - Section 2 - Products Liability - Claims-Made

**N O N E**

Schedule P - Part 4S - Financial Guaranty/Mortgage Guaranty

**N O N E**

Schedule P - Part 4T - Warranty

**N O N E**

Schedule P - Part 5A - Homeowners/Farmowners - Section 1

**N O N E**

Schedule P - Part 5A - Homeowners/Farmowners - Section 2

**N O N E**

Schedule P - Part 5A - Homeowners/Farmowners - Section 3

**N O N E**

ANNUAL STATEMENT FOR THE YEAR 2023 OF THE Safe Auto Value Insurance Company

**SCHEDULE P - PART 5B - PRIVATE PASSENGER AUTO LIABILITY/MEDICAL**

**SECTION 1**

Years in Which Premiums Were Earned and Losses Were Incurred	CUMULATIVE NUMBER OF CLAIMS CLOSED WITH LOSS PAYMENT DIRECT AND ASSUMED AT YEAR END									
	1	2	3	4	5	6	7	8	9	10
	2014	2015	2016	2017	2018	2019	2020	2021	2022	2023
1. Prior.....	458	89	25	11	4	2	1	0	0	
2. 2014.....	942	1,305	1,368	1,388	1,393	1,395	1,395	1,395	1,395	1,395
3. 2015.....	XXX	947	1,346	1,417	1,435	1,439	1,440	1,441	1,441	1,441
4. 2016.....	XXX	XXX	890	1,230	1,287	1,301	1,305	1,307	1,307	1,307
5. 2017.....	XXX	XXX	XXX	885	1,198	1,257	1,269	1,273	1,273	1,273
6. 2018.....	XXX	XXX	XXX	XXX	956	1,284	1,343	1,355	1,355	1,355
7. 2019.....	XXX	XXX	XXX	XXX	XXX	868	1,165	1,216	1,216	1,216
8. 2020.....	XXX	XXX	XXX	XXX	XXX	XXX	576	871	871	871
9. 2021.....	XXX	XXX	XXX	XXX	XXX	XXX	XXX	466	466	466
10. 2022.....	XXX	XXX	XXX	XXX	XXX	XXX	XXX	XXX		0
11. 2023	XXX	XXX	XXX	XXX	XXX	XXX	XXX	XXX	XXX	

**SECTION 2**

Years in Which Premiums Were Earned and Losses Were Incurred	NUMBER OF CLAIMS OUTSTANDING DIRECT AND ASSUMED AT YEAR END									
	1	2	3	4	5	6	7	8	9	10
	2014	2015	2016	2017	2018	2019	2020	2021	2022	2023
1. Prior.....	134	44	16	7	3	1	1	0	0	
2. 2014.....	439	79	26	7	3	1	1			
3. 2015.....	XXX	466	84	25	7	3	1	1		
4. 2016.....	XXX	XXX	398	65	20	7	3	2		
5. 2017.....	XXX	XXX	XXX	370	65	19	6	3		
6. 2018.....	XXX	XXX	XXX	XXX	382	68	20	9		
7. 2019.....	XXX	XXX	XXX	XXX	XXX	357	71	31		
8. 2020.....	XXX	XXX	XXX	XXX	XXX	XXX	489	89		
9. 2021.....	XXX	XXX	XXX	XXX	XXX	XXX	XXX	364		
10. 2022.....	XXX	XXX	XXX	XXX	XXX	XXX	XXX	XXX		
11. 2023	XXX	XXX	XXX	XXX	XXX	XXX	XXX	XXX	XXX	

**SECTION 3**

Years in Which Premiums Were Earned and Losses Were Incurred	CUMULATIVE NUMBER OF CLAIMS REPORTED DIRECT AND ASSUMED AT YEAR END									
	1	2	3	4	5	6	7	8	9	10
	2014	2015	2016	2017	2018	2019	2020	2021	2022	2023
1. Prior.....	182	22	4	4	2	3	2	0	0	0
2. 2014.....	2,114	2,255	2,268	2,271	2,273	2,274	2,274	2,273	2,273	2,273
3. 2015.....	XXX	2,220	2,410	2,430	2,433	2,434	2,434	2,434	2,433	2,433
4. 2016.....	XXX	XXX	2,111	2,245	2,260	2,264	2,265	2,266	2,264	2,264
5. 2017.....	XXX	XXX	XXX	2,217	2,366	2,383	2,387	2,387	2,384	2,384
6. 2018.....	XXX	XXX	XXX	XXX	2,562	2,722	2,740	2,744	2,735	2,735
7. 2019.....	XXX	XXX	XXX	XXX	XXX	2,443	2,596	2,616	2,585	2,585
8. 2020.....	XXX	XXX	XXX	XXX	XXX	XXX	2,093	2,263	2,174	2,174
9. 2021.....	XXX	XXX	XXX	XXX	XXX	XXX	XXX	1,950	1,586	1,586
10. 2022.....	XXX	XXX	XXX	XXX	XXX	XXX	XXX	XXX	0	0
11. 2023	XXX	XXX	XXX	XXX	XXX	XXX	XXX	XXX	XXX	0

Schedule P - Part 5C - Commercial Auto/Truck Liability/Medical - Section 1

**N O N E**

Schedule P - Part 5C - Commercial Auto/Truck Liability/Medical - Section 2

**N O N E**

Schedule P - Part 5C - Commercial Auto/Truck Liability/Medical - Section 3

**N O N E**

Schedule P-Part 5D-Workers' Compensation (Excluding Excess Workers' Compensation)-Section 1

**N O N E**

Schedule P-Part 5D-Workers' Compensation (Excluding Excess Workers' Compensation)-Section 2

**N O N E**

Schedule P-Part 5D-Workers' Compensation (Excluding Excess Workers' Compensation)-Section 3

**N O N E**

Schedule P - Part 5E - Commercial Multiple Peril - Section 1

**N O N E**

Schedule P - Part 5E - Commercial Multiple Peril - Section 2

**N O N E**

Schedule P - Part 5E - Commercial Multiple Peril - Section 3

**N O N E**

Schedule P - Part 5F - Medical Professional Liability - Occurrence - Section 1A

**N O N E**

Schedule P - Part 5F - Medical Professional Liability - Occurrence - Section 2A

**N O N E**

Schedule P - Part 5F - Medical Professional Liability - Occurrence - Section 3A

**N O N E**

Schedule P - Part 5F - Medical Professional Liability - Claims-Made - Section 1B

**N O N E**

Schedule P - Part 5F - Medical Professional Liability - Claims-Made - Section 2B

**N O N E**

Schedule P - Part 5F - Medical Professional Liability - Claims-Made - Section 3B

**N O N E**

Schedule P - Part 5H - Other Liability - Occurrence - Section 1A

**N O N E**

Schedule P - Part 5H - Other Liability - Occurrence - Section 2A

**N O N E**

Schedule P - Part 5H - Other Liability - Occurrence - Section 3A

**N O N E**

Schedule P - Part 5H - Other Liability - Claims-Made - Section 1B

**N O N E**

Schedule P - Part 5H - Other Liability - Claims-Made - Section 2B

**N O N E**

Schedule P - Part 5H - Other Liability - Claims-Made - Section 3B

**N O N E**

Schedule P - Part 5R - Products Liability - Occurrence - Section 1A

**N O N E**

Schedule P - Part 5R - Products Liability - Occurrence - Section 2A

**N O N E**

Schedule P - Part 5R - Products Liability - Occurrence - Section 3A

**N O N E**

Schedule P - Part 5R - Products Liability - Claims-Made - Section 1B

**N O N E**

Schedule P - Part 5R - Products Liability - Claims-Made - Section 2B

**N O N E**

Schedule P - Part 5R - Products Liability - Claims-Made - Section 3B

**N O N E**

Schedule P - Part 5T - Warranty - Section 1

**N O N E**

Schedule P - Part 5T - Warranty - Section 2

**N O N E**

Schedule P - Part 5T - Warranty - Section 3

**N O N E**

Schedule P - Part 6C - Commercial Auto/Truck Liability/Medical - Section 1

**N O N E**

Schedule P - Part 6C - Commercial Auto/Truck Liability/Medical - Section 2

**N O N E**

Schedule P-Part 6D-Workers' Compensation (Excluding Excess Workers' Compensation)-Section 1

**N O N E**

Schedule P-Part 6D-Workers' Compensation (Excluding Excess Workers' Compensation)-Section 2

**N O N E**

Schedule P - Part 6E - Commercial Multiple Peril - Section 1

**N O N E**

Schedule P - Part 6E - Commercial Multiple Peril - Section 2

**N O N E**

Schedule P - Part 6H - Other Liability - Occurrence - Section 1A

**N O N E**

Schedule P - Part 6H - Other Liability - Occurrence - Section 2A

**N O N E**

Schedule P - Part 6H - Other Liability - Claims-Made - Section 1B

**N O N E**

Schedule P - Part 6H - Other Liability - Claims-Made - Section 2B

**N O N E**

Schedule P - Part 6M - International - Section 1

**N O N E**

Schedule P - Part 6M - International - Section 2

**N O N E**

Schedule P - Part 6N- Reinsurance A - Nonproportional Assumed Property - Section 1  
**N O N E**

Schedule P - Part 6N- Reinsurance A - Nonproportional Assumed Property - Section 2  
**N O N E**

Schedule P - Part 6O - Reinsurance B - Nonproportional Liability - Section 1  
**N O N E**

Schedule P - Part 6O - Reinsurance B - Nonproportional Assumed Liability - Section 2  
**N O N E**

Schedule P - Part 6R - Products Liability - Occurrence - Section 1A  
**N O N E**

Schedule P - Part 6R - Products Liability - Occurrence - Section 2A  
**N O N E**

Schedule P - Part 6R - Products Liability - Claims-Made - Section 1B  
**N O N E**

Schedule P - Part 6R - Products Liability - Claims-Made - Section 2B  
**N O N E**

Schedule P - Part 7A - Section 1 - Primary Loss Sensitive Contracts  
**N O N E**

Schedule P - Part 7A - Section 2 - Primary Loss Sensitive Contracts  
**N O N E**

Schedule P - Part 7A - Section 3 - Primary Loss Sensitive Contracts  
**N O N E**

Schedule P - Part 7A - Section 4 - Primary Loss Sensitive Contracts  
**N O N E**

Schedule P - Part 7A - Section 5 - Primary Loss Sensitive Contracts  
**N O N E**

Schedule P - Part 7B - Section 1 - Reinsurance Loss Sensitive Contracts  
**N O N E**

Schedule P - Part 7B - Section 2 - Reinsurance Loss Sensitive Contracts  
**N O N E**

Schedule P - Part 7B - Section 3 - Reinsurance Loss Sensitive Contracts  
**N O N E**

Schedule P - Part 7B - Section 4 - Reinsurance Loss Sensitive Contracts  
**N O N E**

Schedule P - Part 7B - Section 5 - Reinsurance Loss Sensitive Contracts  
**N O N E**

Schedule P - Part 7B - Section 6 - Reinsurance Loss Sensitive Contracts  
**N O N E**

Schedule P - Part 7B - Section 7 - Reinsurance Loss Sensitive Contracts  
**N O N E**

SCHEDULE P INTERROGATORIES

1. The following questions relate to yet-to-be-issued Extended Reporting Endorsements (EREs) arising from Death, Disability, or Retirement (DDR) provisions in Medical Professional Liability Claims Made insurance policies. EREs provided for reasons other than DDR are not to be included.
- 1.1 Does the company issue Medical Professional Liability Claims Made insurance policies that provide tail (also known as an extended reporting endorsement, or “ERE”) benefits in the event of Death, Disability, or Retirement (DDR) at a reduced charge or at no additional cost? .....

Yes [ ] No [ X ]

If the answer to question 1.1 is “no”, leave the following questions blank. If the answer to question 1.1 is “yes”, please answer the following questions:
- 1.2 What is the total amount of the reserve for that provision (DDR Reserve), as reported, explicitly or not, elsewhere in this statement (in dollars)? .....
- \$ .....
- 1.3 Does the company report any DDR reserve as Unearned Premium Reserve per SSAP #65? .....
- Yes [ ] No [ X ]
- 1.4 Does the company report any DDR reserve as loss or loss adjustment expense reserve? .....
- Yes [ ] No [ X ]
- 1.5 If the company reports DDR reserve as Unearned Premium Reserve, does that amount match the figure on the Underwriting and Investment Exhibit, Part 1A - Recapitulation of all Premiums (Page 7) Column 2, Lines 11.1 plus 11.2? .....
- Yes [ ] No [ ] N/A [ X ]
- 1.6 If the company reports DDR reserve as loss or loss adjustment expense reserve, please complete the following table corresponding to where these reserves are reported in Schedule P:

Years in Which Premiums Were Earned and Losses Were Incurred		DDR Reserve Included in Schedule P, Part 1F, Medical Professional Liability Column 24: Total Net Losses and Expenses Unpaid	
		1 Section 1: Occurrence	2 Section 2: Claims-Made
1.601	Prior .....		
1.602	2014 .....		
1.603	2015 .....		
1.604	2016 .....		
1.605	2017 .....		
1.606	2018 .....		
1.607	2019 .....		
1.608	2020.....		
1.609	2021.....		
1.610	2022.....		
1.611	2023.....		
1.612	Totals	0	0

2. The definition of allocated loss adjustment expenses (ALAE) and, therefore, unallocated loss adjustment expenses (ULAE) was changed effective January 1, 1998. This change in definition applies to both paid and unpaid expenses. Are these expenses (now reported as “Defense and Cost Containment” and “Adjusting and Other” ) reported in compliance with these definitions in this statement? .....
- Yes [ X ] No [ ]
3. The Adjusting and Other expense payments and reserves should be allocated to the years in which the losses were incurred based on the number of claims reported, closed and outstanding in those years. When allocating Adjusting and Other expense between companies in a group or a pool, the Adjusting and Other expense should be allocated in the same percentage used for the loss amounts and the claim counts. For reinsurers, Adjusting and Other expense assumed should be reported according to the reinsurance contract. For Adjusting and Other expense incurred by reinsurers, or in those situations where suitable claim count information is not available, Adjusting and Other expense should be allocated by a reasonable method determined by the company and described in Interrogatory 7, below. Are they so reported in this Statement? .....
- Yes [ X ] No [ ]
4. Do any lines in Schedule P include reserves that are reported gross of any discount to present value of future payments, and that are reported net of such discounts on Page 10? .....
- Yes [ ] No [ X ]
- If yes, proper disclosure must be made in the Notes to Financial Statements, as specified in the Instructions. Also, the discounts must be reported in Schedule P - Part 1, Columns 32 and 33. Schedule P must be completed gross of non-tabular discounting. Work papers relating to discount calculations must be available for examination upon request.
- Discounting is allowed only if expressly permitted by the state insurance department to which this Annual Statement is being filed.
5. What were the net premiums in force at the end of the year for:
- (in thousands of dollars)
- 5.1 Fidelity .....
- 5.2 Surety .....
6. Claim count information is reported per claim or per claimant (Indicate which) ..... per claim.....
- If not the same in all years, explain in Interrogatory 7.
- 7.1 The information provided in Schedule P will be used by many persons to estimate the adequacy of the current loss and expense reserves, among other things. Are there any especially significant events, coverage, retention or accounting changes that have occurred that must be considered when making such analyses? .....
- Yes [ ] No [ X ]
- 7.2 (An extended statement may be attached.)
- The Company participates in a quota share agreement with affiliate Integon National Insurance Company in which the Company cedes 100% of its net business to Integon National Insurance Company. ....



SCHEDULE T - PART 2  
INTERSTATE COMPACT - EXHIBIT OF PREMIUMS WRITTEN

Allocated by States and Territories

			Direct Business Only			
			1	2	3	4
States, Etc.			Life (Group and Individual)	Annuities (Group and Individual)	Disability Income (Group and Individual)	Long-Term Care (Group and Individual)
			5			6
			Deposit-Type Contracts			Totals
1.	Alabama .....	AL				
2.	Alaska .....	AK				
3.	Arizona .....	AZ				
4.	Arkansas .....	AR				
5.	California .....	CA				
6.	Colorado .....	CO				
7.	Connecticut .....	CT				
8.	Delaware .....	DE				
9.	District of Columbia .....	DC				
10.	Florida .....	FL				
11.	Georgia .....	GA				
12.	Hawaii .....	HI				
13.	Idaho .....	ID				
14.	Illinois .....	IL				
15.	Indiana .....	IN				
16.	Iowa .....	IA				
17.	Kansas .....	KS				
18.	Kentucky .....	KY				
19.	Louisiana .....	LA				
20.	Maine .....	ME				
21.	Maryland .....	MD				
22.	Massachusetts .....	MA				
23.	Michigan .....	MI				
24.	Minnesota .....	MN				
25.	Mississippi .....	MS				
26.	Missouri .....	MO				
27.	Montana .....	MT				
28.	Nebraska .....	NE				
29.	Nevada .....	NV				
30.	New Hampshire .....	NH				
31.	New Jersey .....	NJ				
32.	New Mexico .....	NM				
33.	New York .....	NY				
34.	North Carolina .....	NC				
35.	North Dakota .....	ND				
36.	Ohio .....	OH				
37.	Oklahoma .....	OK				
38.	Oregon .....	OR				
39.	Pennsylvania .....	PA				
40.	Rhode Island .....	RI				
41.	South Carolina .....	SC				
42.	South Dakota .....	SD				
43.	Tennessee .....	TN				
44.	Texas .....	TX				
45.	Utah .....	UT				
46.	Vermont .....	VT				
47.	Virginia .....	VA				
48.	Washington .....	WA				
49.	West Virginia .....	WV				
50.	Wisconsin .....	WI				
51.	Wyoming .....	WY				
52.	American Samoa .....	AS				
53.	Guam .....	GU				
54.	Puerto Rico .....	PR				
55.	U.S. Virgin Islands .....	VI				
56.	Northern Mariana Islands .....	MP				
57.	Canada .....	CAN				
58.	Aggregate Other Alien .....	OT				
59.	Total					

NONE

ANNUAL STATEMENT FOR THE YEAR 2023 OF THE Safe Auto Value Insurance Company

SCHEDULE Y  
PART 1A - DETAIL OF INSURANCE HOLDING COMPANY SYSTEM

1	2	3	4	5	6	7	8	9	10	11	12	13	14	15	16				
Group Code	Group Name	NAIC Company Code	ID Number	Federal RSSD	CIK	Name of Securities Exchange if Publicly Traded (U.S. or International)	Names of Parent, Subsidiaries Or Affiliates	Domi-ciliary Location	Relation-ship to Reporting Entity	Directly Controlled by (Name of Entity/Person)	Type of Control (Ownership, Board, Management, Attorney-in-Fact, Influence, Other)	If Control is Owner-ship Provide Percen-tage	Ultimate Controlling Entity(ies)/Person(s)	Is an SCA Filing Re-quired? (Yes/No)	*				
.0008	Allstate Insurance Group	12583	36-3871531	2877532	0000899051	New York Stock Exchange	The Allstate Corporation	DE	UIP					NO					
			800 Superior, LLC				DE	NIA	Integon National Insurance Company	Ownership	100.000	The Allstate Corporation	NO						
			Adirondack AIF, LLC				NY	NIA	National General Holdings Corp	Ownership	100.000	The Allstate Corporation	NO						
			Adirondack Insurance Exchange				NY	IA	Adirondack AIF, LLC	Attorney-In-Fact		The Allstate Corporation	NO						
			Agent Alliance Insurance Company				AL	IA	Integon National Insurance Company	Ownership	100.000	The Allstate Corporation	NO						
			AgentCubed, LLC				ID	NIA	Velapoint, LLC	Ownership	100.000	The Allstate Corporation	NO						
			30-1127540				DE	NIA	Allstate Insurance Company	Ownership	100.000	The Allstate Corporation	NO						
			36-6091380				TX	IA	Allstate Insurance Company	Board of Directors		The Allstate Corporation	NO						
			26-2795066				DE	NIA	Allstate Non-Insurance Holdings, Inc.	Ownership	100.000	The Allstate Corporation	NO						
			36-4313823				DE	NIA	Allstate Insurance Company	Ownership	100.000	The Allstate Corporation	NO						
			36-4480340				IL	NIA	Allstate Insurance Company	Ownership	100.000	The Allstate Corporation	NO						
			36-4303658				DE	NIA	The Allstate Corporation	Ownership	100.000	The Allstate Corporation	NO						
			47-0826838				DE	NIA	Allstate Insurance Company	Ownership	100.000	The Allstate Corporation	NO						
			36-4480342				DE	NIA	Allstate Insurance Company	Ownership	100.000	The Allstate Corporation	NO						
			94-2199056				IL	IA	Allstate Insurance Holdings, LLC	Ownership	100.000	The Allstate Corporation	NO						
			36-6115679				GBR	NIA	Allstate Non-Insurance Holdings, Inc.	Ownership	100.000	The Allstate Corporation	NO						
			36-6115679				IL	IA	Allstate Insurance Holdings, LLC	Ownership	100.000	The Allstate Corporation	NO						
			36-6115679				IND	NIA	Allstate Non-Insurance Holdings, Inc.	Ownership	99.990	The Allstate Corporation	NO						
			36-6115679				IND	NIA	Allstate International Holdings, Inc.	Ownership	0.010	The Allstate Corporation	NO						
			.0008				Allstate Insurance Group	19232	36-0719665	0000314982		Allstate Insurance Company	IL	IA	Allstate Insurance Holdings, LLC	Ownership	100.000	The Allstate Corporation	NO
Allstate Insurance Company of Canada	CAN	IA		Allstate Insurance Company	Ownership	100.000			The Allstate Corporation			YES							
26-1972435	DE	UIP		The Allstate Corporation	Ownership	100.000			The Allstate Corporation			NO							
52-2065397	DE	NIA		The Allstate Corporation	Ownership	100.000			The Allstate Corporation			NO							
36-3529322	DE	NIA		Allstate Non-Insurance Holdings, Inc.	Ownership	100.000			The Allstate Corporation			NO							
36-4482462	DE	NIA		Allstate Non-Insurance Holdings, Inc.	Ownership	100.000			The Allstate Corporation			NO							
36-4482462	CAN	IA		Allstate Insurance Company of Canada	Ownership	100.000			The Allstate Corporation			NO							
36-3206260	DE	NIA		Allstate Enterprises, LLC	Ownership	100.000			The Allstate Corporation			NO							
36-4181960	IL	IA		Allstate Insurance Company	Ownership	100.000			The Allstate Corporation			NO							
22-2395915	NJ	IA		Allstate New Jersey Insurance Company	Ownership	100.000			The Allstate Corporation			NO							
52-2065391	DE	NIA		The Allstate Corporation	Ownership	100.000			The Allstate Corporation			NO							
36-4442776	IL	IA		Allstate Insurance Company	Ownership	100.000			The Allstate Corporation			NO							
36-2999368	IL	IA		Allstate Insurance Company	Ownership	100.000			The Allstate Corporation			NO							
36-2999368	GBR	NIA		Allstate Global Holdings Limited	Ownership	100.000			The Allstate Corporation			NO							
36-3341779	IL	IA		Allstate Insurance Holdings, LLC	Ownership	100.000			The Allstate Corporation			NO							
35-2539608	DE	NIA		Allstate Investment Management Company	Ownership	100.000			The Allstate Corporation			NO							
75-6378207	TX	IA		Allstate Texas Lloyd's, Inc.	Ownership	100.000			The Allstate Corporation			NO							
75-2236534	TX	NIA		Allstate Insurance Company	Ownership	100.000			The Allstate Corporation			NO							
.0008	Allstate Insurance Group	37907		04-2680300					Allstate Vehicle and Property Insurance Company			IL	IA	Allstate Insurance Company	Ownership	100.000	The Allstate Corporation	NO	
				59-0781901					FL			IA	Allstate Financial Insurance Holdings Corporation	Ownership	100.000	The Allstate Corporation	NO		
			59-2276596	FL			NIA	Allstate Financial Insurance Holdings Corporation	Ownership	100.000	The Allstate Corporation	NO							
			02-0690863	DE			NIA	Velapoint, LLC	Ownership	100.000	The Allstate Corporation	NO							
			38-4089061	DE			NIA	Allstate Non-Insurance Holdings, Inc.	Ownership	100.000	The Allstate Corporation	NO							
			95-4613168	DE			NIA	Allstate Non-Insurance Holdings, Inc.	Ownership	100.000	The Allstate Corporation	NO							

ANNUAL STATEMENT FOR THE YEAR 2023 OF THE Safe Auto Value Insurance Company

SCHEDULE Y  
PART 1A - DETAIL OF INSURANCE HOLDING COMPANY SYSTEM

1	2	3	4	5	6	7	8	9	10	11	12	13	14	15	16
Group Code	Group Name	NAIC Company Code	ID Number	Federal RSSD	CIK	Name of Securities Exchange if Publicly Traded (U.S. or International)	Names of Parent, Subsidiaries Or Affiliates	Domi-ciliary Location	Relation-ship to Reporting Entity	Directly Controlled by (Name of Entity/Person)	Type of Control (Ownership, Board, Management, Attorney-in-Fact, Influence, Other)	If Control is Ownership Provide Percen-tage	Ultimate Controlling Entity(ies)/Person(s)	Is an SCA Filing Re-quired? (Yes/No)	*
			82-0647633				Answer Marketplace, LLC .....	..DE.....	..NIA.....	Answer Financial Inc. ....	Ownership.....	100.000 ...	The Allstate Corporation .....	...NO.....	.....
			80-0776676				AP Real Estate, LLC .....	..DE.....	..NIA.....	Allstate Insurance Company .....	Ownership.....	100.000 ...	The Allstate Corporation .....	...NO.....	.....
			61-1746412				AP Riverway Plaza, LLC .....	..DE.....	..NIA.....	AP Real Estate, LLC .....	Ownership.....	100.000 ...	The Allstate Corporation .....	...NO.....	.....
			90-0820194				AP Timber, LLC .....	..DE.....	..NIA.....	Allstate Insurance Company .....	Ownership.....	100.000 ...	The Allstate Corporation .....	...NO.....	.....
			38-4086273				Arity 875, LLC .....	..DE.....	..NIA.....	Arity Holdings, Inc. ....	Ownership.....	100.000 ...	The Allstate Corporation .....	...NO.....	.....
			92-2084012				Arity Holdings, Inc. ....	..DE.....	..NIA.....	Allstate Non-Insurance Holdings, Inc. ....	Ownership.....	100.000 ...	The Allstate Corporation .....	...NO.....	.....
							Arity International Limited .....	..GBR.....	..NIA.....	Allstate Global Holdings Limited .....	Ownership.....	100.000 ...	The Allstate Corporation .....	...NO.....	.....
							Arity, LLC .....	..DE.....	..NIA.....	Arity Holdings, Inc. ....	Ownership.....	100.000 ...	The Allstate Corporation .....	...NO.....	.....
			47-4811398				Arity Services, LLC .....	..DE.....	..NIA.....	Arity Holdings, Inc. ....	Ownership.....	100.000 ...	The Allstate Corporation .....	...NO.....	.....
0008	Allstate Insurance Group .....	16960	36-4902005				ASMI Auto Insurance Company .....	..IL.....	..IA.....	Allstate Insurance Holdings, LLC .....	Ownership.....	100.000 ...	The Allstate Corporation .....	...NO.....	.....
			85-4052492				Assigned Risk Solutions Ltd. ....	..NJ.....	..NIA.....	National General Holdings Corp. ....	Ownership.....	100.000 ...	The Allstate Corporation .....	...NO.....	.....
			13-3800128				AutoTex MGA, Inc. ....	..DE.....	..NIA.....	Safe Auto Insurance Group, Inc. ....	Ownership.....	100.000 ...	The Allstate Corporation .....	...NO.....	.....
0008	Allstate Insurance Group .....	10835	36-4181959				Castle Key Indemnity Company .....	..IL.....	..IA.....	Castle Key Insurance Company .....	Ownership.....	100.000 ...	The Allstate Corporation .....	...NO.....	.....
0008	Allstate Insurance Group .....	30511	36-3586255				Castle Key Insurance Company .....	..IL.....	..IA.....	Allstate Insurance Company .....	Ownership.....	100.000 ...	The Allstate Corporation .....	...NO.....	.....
			38-3989767				CBRE GIP US Feeder Vehicle (ALLINV A), LP ...	..DE.....	..NIA.....	Allstate Insurance Company .....	Ownership.....	51.000 ...	The Allstate Corporation .....	...NO.....	.....
			37-1802064				CBRE GIP US Feeder Vehicle (ALLINV B), LP ...	..DE.....	..NIA.....	Allstate Insurance Company .....	Ownership.....	51.000 ...	The Allstate Corporation .....	...NO.....	.....
			26-3914081				CE Care Plan Corporation .....	..DE.....	..NIA.....	SquareTrade, Inc. ....	Ownership.....	100.000 ...	The Allstate Corporation .....	...NO.....	.....
0008	Allstate Insurance Group .....	26905	94-1368770				Century-National Insurance Company .....	..CA.....	..IA.....	National General Holdings Corp. ....	Ownership.....	78.000 ...	The Allstate Corporation .....	...NO.....	.....
0008	Allstate Insurance Group .....	26905	94-1368770				Century-National Insurance Company .....	..CA.....	..IA.....	Integon National Insurance Company .....	Ownership.....	22.000 ...	The Allstate Corporation .....	...NO.....	.....
			83-4229143				Chandler Airport Commerce Park, LLC .....	..DE.....	..NIA.....	Allstate Insurance Company .....	Ownership.....	90.000 ...	The Allstate Corporation .....	...NO.....	.....
			27-0499557				ClearSide General Insurance Services, LLC. .	..CA.....	..NIA.....	National General Management Corp .....	Ownership.....	100.000 ...	The Allstate Corporation .....	...NO.....	.....
			84-3950667				Collective Sourcing, LLC .....	..DE.....	..NIA.....	Allstate Non-Insurance Holdings, Inc. ....	Ownership.....	100.000 ...	The Allstate Corporation .....	...NO.....	.....
0008	Allstate Insurance Group .....	17482	92-2414709				Comesco Insurance Company .....	..IL.....	..IA.....	Allstate Insurance Holdings, LLC .....	Ownership.....	100.000 ...	The Allstate Corporation .....	...NO.....	.....
			26-3914093				Complete Product Care Corporation .....	..DE.....	..NIA.....	SquareTrade, Inc. ....	Ownership.....	100.000 ...	The Allstate Corporation .....	...NO.....	.....
			45-1061516				Current Creek Investments, LLC .....	..DE.....	..NIA.....	Allstate Insurance Company .....	Ownership.....	100.000 ...	The Allstate Corporation .....	...NO.....	.....
			62-1586461				Direct Administration, Inc. ....	..TN.....	..NIA.....	National General Management Corp .....	Ownership.....	100.000 ...	The Allstate Corporation .....	...NO.....	.....
0008	Allstate Insurance Group .....	42781	62-1482471				Direct General Insurance Agency, Inc. ....	..TN.....	..NIA.....	National General Management Corp .....	Ownership.....	100.000 ...	The Allstate Corporation .....	...NO.....	.....
			62-1695059				Direct General Insurance Company .....	..IN.....	..IA.....	National General Management Corp .....	Ownership.....	100.000 ...	The Allstate Corporation .....	...NO.....	.....
							Direct General Insurance Company of Mississippi .....	..MS.....	..IA.....	National General Management Corp .....	Ownership.....	100.000 ...	The Allstate Corporation .....	...NO.....	.....
0008	Allstate Insurance Group .....	10889	62-1715487				Direct General Life Insurance Company .....	..SC.....	..IA.....	National General Management Corp .....	Ownership.....	100.000 ...	The Allstate Corporation .....	...NO.....	.....
0008	Allstate Insurance Group .....	97705	13-3139500				Direct Insurance Company .....	..NC.....	..IA.....	National General Management Corp .....	Ownership.....	100.000 ...	The Allstate Corporation .....	...NO.....	.....
0008	Allstate Insurance Group .....	37220	62-1461730				Direct National Insurance Company .....	..NC.....	..IA.....	National General Management Corp .....	Ownership.....	100.000 ...	The Allstate Corporation .....	...NO.....	.....
0008	Allstate Insurance Group .....	23736	43-0622945				ECMI Auto Insurance Company .....	..IL.....	..IA.....	ASMI Auto Insurance Company .....	Ownership.....	100.000 ...	The Allstate Corporation .....	...NO.....	.....
0008	Allstate Insurance Group .....	16961	85-4080461				ECMI Auto Insurance Company .....	..IL.....	..IA.....	Allstate Financial Insurance Holdings Corporation .....	Ownership.....	100.000 ...	The Allstate Corporation .....	...NO.....	.....
0008	Allstate Insurance Group .....		59-2604709				E.R.J. Insurance Group, Inc. ....	..FL.....	..NIA.....	Corporation .....	Ownership.....	100.000 ...	The Allstate Corporation .....	...NO.....	.....
0008	Allstate Insurance Group .....	11996	20-1110680				Encompass Floridian Indemnity Company .....	..IL.....	..IA.....	Castle Key Insurance Company .....	Ownership.....	100.000 ...	The Allstate Corporation .....	...NO.....	.....
0008	Allstate Insurance Group .....	11993	20-1110782				Encompass Floridian Insurance Company .....	..IL.....	..IA.....	Castle Key Insurance Company .....	Ownership.....	100.000 ...	The Allstate Corporation .....	...NO.....	.....
0008	Allstate Insurance Group .....	11252	01-0657022				Encompass Home and Auto Insurance Company ...	..IL.....	..IA.....	Encompass Insurance Holdings, LLC .....	Ownership.....	100.000 ...	The Allstate Corporation .....	...NO.....	.....
0008	Allstate Insurance Group .....	15130	59-2366357				Encompass Indemnity Company .....	..IL.....	..IA.....	Encompass Insurance Holdings, LLC .....	Ownership.....	100.000 ...	The Allstate Corporation .....	...NO.....	.....
0008	Allstate Insurance Group .....	11251	01-0657011				Encompass Independent Insurance Company .....	..IL.....	..IA.....	Encompass Insurance Holdings, LLC .....	Ownership.....	100.000 ...	The Allstate Corporation .....	...NO.....	.....
0008	Allstate Insurance Group .....	10358	52-1952957				Encompass Insurance Company .....	..IL.....	..IA.....	Encompass Insurance Holdings, LLC .....	Ownership.....	100.000 ...	The Allstate Corporation .....	...NO.....	.....
0008	Allstate Insurance Group .....	10071	36-3976913				Encompass Insurance Company of America .....	..IL.....	..IA.....	Encompass Insurance Holdings, LLC .....	Ownership.....	100.000 ...	The Allstate Corporation .....	...NO.....	.....
							Encompass Insurance Company of Massachusetts .....								
0008	Allstate Insurance Group .....	12154	04-3345011				Encompass Insurance Company of New Jersey ...	..MA.....	..IA.....	Encompass Insurance Holdings, LLC .....	Ownership.....	100.000 ...	The Allstate Corporation .....	...NO.....	.....
0008	Allstate Insurance Group .....	11599	30-0154464				Encompass Insurance Holdings, LLC .....	..IL.....	..IA.....	Allstate New Jersey Insurance Company .....	Ownership.....	100.000 ...	The Allstate Corporation .....	...NO.....	.....
			30-0988865				Encompass Insurance Holdings, LLC .....	..DE.....	..NIA.....	Allstate Insurance Holdings, LLC .....	Ownership.....	100.000 ...	The Allstate Corporation .....	...NO.....	.....
0008	Allstate Insurance Group .....	10072	36-3976911				Encompass Property and Casualty Company .....	..IL.....	..IA.....	Encompass Insurance Holdings, LLC .....	Ownership.....	100.000 ...	The Allstate Corporation .....	...NO.....	.....

ANNUAL STATEMENT FOR THE YEAR 2023 OF THE Safe Auto Value Insurance Company

SCHEDULE Y  
PART 1A - DETAIL OF INSURANCE HOLDING COMPANY SYSTEM

1	2	3	4	5	6	7	8	9	10	11	12	13	14	15	16
Group Code	Group Name	NAIC Company Code	ID Number	Federal RSSD	CIK	Name of Securities Exchange if Publicly Traded (U.S. or International)	Names of Parent, Subsidiaries Or Affiliates	Domi-ciliary Location	Relation-ship to Reporting Entity	Directly Controlled by (Name of Entity/Person)	Type of Control (Ownership, Board, Management, Attorney-in-Fact, Influence, Other)	If Control is Owner-ship Provide Percen-tage	Ultimate Controlling Entity(ies)/Person(s)	Is an SCA Filing Re-quired? (Yes/No)	*
.0008	Allstate Insurance Group	12496	20-3843581				Encompass Property and Casualty Insurance Company of New Jersey	IL	IA	Allstate New Jersey Insurance Company	Ownership	100.000	The Allstate Corporation	NO	
.0008	Allstate Insurance Group	16962	85-4058034				ESMI Auto Insurance Company	IL	IA	ASMI Auto Insurance Company	Ownership	100.000	The Allstate Corporation	NO	
			20-5305981				Esurance Holdings, Inc.	DE	NIA	Allstate Insurance Holdings, LLC	Ownership	100.000	The Allstate Corporation	NO	
.0008	Allstate Insurance Group	25712	73-0486465				Esurance Insurance Company	IL	IA	Esurance Holdings, Inc.	Ownership	100.000	The Allstate Corporation	NO	
							Esurance Insurance Company of Canada	CAN	IA	Allstate Insurance Company of Canada	Ownership	100.000	The Allstate Corporation	NO	
.0008	Allstate Insurance Group	21741	42-0301440				Esurance Insurance Company of New Jersey	IL	IA	Esurance Insurance Company	Ownership	100.000	The Allstate Corporation	NO	
			26-0034575				Esurance Insurance Services, Inc.	DE	NIA	Esurance Holdings, Inc.	Ownership	100.000	The Allstate Corporation	NO	
							Esurance Property and Casualty Insurance Company	IL	IA	Esurance Insurance Company	Ownership	100.000	The Allstate Corporation	NO	
.0008	Allstate Insurance Group	30210	22-2853625				First Colonial Insurance Company	FL	IA	American Heritage Life Insurance Company	Ownership	100.000	The Allstate Corporation	NO	
.0008	Allstate Insurance Group	29980	59-2773658				Health Network Group, LLC	DE	NIA	National General Holdings Corp.	Ownership	100.000	The Allstate Corporation	NO	
			47-1545423				Healthcare Solutions Team, LLC	IL	NIA	National General Holdings Corp.	Ownership	100.000	The Allstate Corporation	NO	
			26-0615720				HealthCompare Insurance Services, Inc.	DE	NIA	National General Holdings Corp.	Ownership	100.000	The Allstate Corporation	NO	
			26-3577117				iCracked Japan, Inc.	JPN	NIA	SquareTrade, Inc.	Ownership	58.000	The Allstate Corporation	NO	
			84-4974595				IDentityUSA, LLC	DE	NIA	National Health Corporation	Ownership	100.000	The Allstate Corporation	NO	
			82-5296008				Identity Protection Strategic Solutions LLC	NJ	NIA	InfoArmor, Inc.	Ownership	100.000	The Allstate Corporation	NO	
.0008	Allstate Insurance Group	44369	72-1171736				Imperial Fire and Casualty Insurance Company	NC	IA	National General Holdings Corp.	Ownership	100.000	The Allstate Corporation	NO	
							Imperial General Agency of Texas, Inc.	TX	NIA	Imperial Fire and Casualty Insurance Company	Ownership	100.000	The Allstate Corporation	NO	
			76-0514686				InfoArmor, Inc.	DE	NIA	Allstate Non-Insurance Holdings, Inc.	Ownership	100.000	The Allstate Corporation	NO	
			26-0634314				Insurance Answer Center, LLC	DE	NIA	Answer Financial Inc.	Ownership	100.000	The Allstate Corporation	NO	
.0008	Allstate Insurance Group	27930	56-1764725				Integon Casualty Insurance Company	NC	IA	National General Management Corp	Ownership	100.000	The Allstate Corporation	NO	
.0008	Allstate Insurance Group	22780	56-0751402				Integon General Insurance Corporation	NC	IA	National General Management Corp	Ownership	100.000	The Allstate Corporation	NO	
.0008	Allstate Insurance Group	22772	56-0473714				Integon Indemnity Corporation	NC	IA	National General Management Corp	Ownership	100.000	The Allstate Corporation	NO	
.0008	Allstate Insurance Group	29742	13-4941245				Integon National Insurance Company	NC	IA	National General Management Corp	Ownership	100.000	The Allstate Corporation	NO	
.0008	Allstate Insurance Group	31488	06-0910450				Integon Preferred Insurance Company	NC	IA	National General Management Corp	Ownership	100.000	The Allstate Corporation	NO	
							Integon Properties S.A. de C.V.	MEX	NIA	NG Holdings, LLC	Ownership	99.000	The Allstate Corporation	NO	
							Integon Properties S.A. de C.V.	MEX	NIA	Direct Administration, Inc.	Ownership	1.000	The Allstate Corporation	NO	
							Integon Service Co, S.A. de C.V.	MEX	NIA	National General Management Corp	Ownership	99.000	The Allstate Corporation	NO	
							Integon Service Co, S.A. de C.V.	MEX	NIA	Direct Administration, Inc.	Ownership	1.000	The Allstate Corporation	NO	
							Ivantage Insurance Brokers Inc.	CAN	NIA	Allstate Insurance Company of Canada	Ownership	100.000	The Allstate Corporation	NO	
			36-4480339				Ivantage Select Agency, Inc.	IL	NIA	Allstate Non-Insurance Holdings, Inc.	Ownership	100.000	The Allstate Corporation	NO	
			52-2145989				Kennett Capital, Inc.	DE	NIA	The Allstate Corporation	Ownership	100.000	The Allstate Corporation	NO	
			46-1171303				LeadCloud, LLC	MD	NIA	Arity 875, LLC	Ownership	100.000	The Allstate Corporation	NO	
.0008	Allstate Insurance Group	38660	35-1492884				MIC General Insurance Corporation	MI	IA	National General Holdings Corp.	Ownership	100.000	The Allstate Corporation	NO	
.0008	Allstate Insurance Group	10205	02-0478119				Mountain Valley Indemnity Company	NY	IA	Adirondack Insurance Exchange	Ownership	100.000	The Allstate Corporation	NO	
			36-0719665				MSP Pool IV Sidecar, LP	DE	NIA	Allstate Insurance Company	Ownership	100.000	The Allstate Corporation	NO	
							National Farmers Union Property and Casualty Company	NC	IA	Integon National Insurance Company	Ownership	100.000	The Allstate Corporation	NO	
.0008	Allstate Insurance Group	16217	84-0982643				National General Assurance Company	MO	IA	National General Holdings Corp.	Ownership	100.000	The Allstate Corporation	NO	
.0008	Allstate Insurance Group	42447	43-1301482				National General Holdings Corp.	DE	UIP	Allstate Insurance Holdings, LLC	Ownership	100.000	The Allstate Corporation	NO	
			27-1046208				National General Insurance Company	MO	IA	National General Holdings Corp.	Ownership	100.000	The Allstate Corporation	NO	
.0008	Allstate Insurance Group	23728	43-0890050				National General Insurance Ltd	BMU	NIA	National General Re Ltd	Ownership	100.000	The Allstate Corporation	NO	
							National General Insurance Management Ltd	BMU	NIA	National General Insurance Ltd	Ownership	100.000	The Allstate Corporation	NO	
			43-1027096				National General Insurance Marketing, Inc.	MO	NIA	National General Management Corp	Ownership	100.000	The Allstate Corporation	NO	
.0008	Allstate Insurance Group	11044	43-1886856				National General Insurance Online, Inc.	MO	IA	National General Holdings Corp.	Ownership	100.000	The Allstate Corporation	NO	
			13-3559471				National General Management Corp	DE	NIA	National General Holdings Corp.	Ownership	100.000	The Allstate Corporation	NO	
			52-1925265				National General Motor Club, Inc.	NC	NIA	National General Holdings Corp.	Ownership	100.000	The Allstate Corporation	NO	

ANNUAL STATEMENT FOR THE YEAR 2023 OF THE Safe Auto Value Insurance Company

SCHEDULE Y  
PART 1A - DETAIL OF INSURANCE HOLDING COMPANY SYSTEM

1	2	3	4	5	6	7	8	9	10	11	12	13	14	15	16
Group Code	Group Name	NAIC Company Code	ID Number	Federal RSSD	CIK	Name of Securities Exchange if Publicly Traded (U.S. or International)	Names of Parent, Subsidiaries Or Affiliates	Domi-ciliary Location	Relation-ship to Reporting Entity	Directly Controlled by (Name of Entity/Person)	Type of Control (Ownership, Board, Management, Attorney-in-Fact, Influence, Other)	If Control is Ownership Provide Per-centage	Ultimate Controlling Entity(ies)/Person(s)	Is an SCA Filing Re-quired? (Yes/No)	*
.0008	Allstate Insurance Group	12832	20-4583275				National General Premier Insurance Company	..CA.....	..IA.....	Integon National Insurance Company	Ownership.....	100.000	The Allstate Corporation	...NO.....	
			98-1050737				National General Re Ltd	..BMJ.....	..IA.....	National General Holdings Corp.	Ownership.....	100.000	The Allstate Corporation	...NO.....	
			75-1620738				National Health Corporation	..TX.....	..NIA.....	National General Holdings Corp.	Ownership.....	100.000	The Allstate Corporation	...NO.....	
.0008	Allstate Insurance Group	82538	74-1541799				National Health Insurance Company	..TX.....	..IA.....	Integon Indemnity Corporation	Ownership.....	100.000	The Allstate Corporation	...NO.....	
			32-0519759				NBlnv AF2, LLC	..DE.....	..NIA.....	Allstate Insurance Company	Ownership.....	100.000	The Allstate Corporation	...NO.....	
			35-2586439				NBlnv AF3, LLC	..DE.....	..NIA.....	Allstate Insurance Company	Ownership.....	100.000	The Allstate Corporation	...NO.....	
			35-2594088				NBlnv AF4, LLC	..DE.....	..NIA.....	Allstate Insurance Company	Ownership.....	100.000	The Allstate Corporation	...NO.....	
			61-1860304				NBlnv AF5, LLC	..DE.....	..NIA.....	Allstate Insurance Company	Ownership.....	100.000	The Allstate Corporation	...NO.....	
			61-1817763				NBlnv AP2, LLC	..DE.....	..NIA.....	Allstate Insurance Company	Ownership.....	100.000	The Allstate Corporation	...NO.....	
			36-4860792				NBlnv AP3, LLC	..DE.....	..NIA.....	Allstate Insurance Company	Ownership.....	100.000	The Allstate Corporation	...NO.....	
			32-0531568				NBlnv AP4, LLC	..DE.....	..NIA.....	Allstate Insurance Company	Ownership.....	100.000	The Allstate Corporation	...NO.....	
			36-4867200				NBlnv AP6, LLC	..DE.....	..NIA.....	Allstate Insurance Company	Ownership.....	100.000	The Allstate Corporation	...NO.....	
			61-1915293				NBlnv AP7, LLC	..DE.....	..NIA.....	Allstate Insurance Company	Ownership.....	99.643	The Allstate Corporation	...NO.....	
			38-4104122				NBlnv AP8, LLC	..DE.....	..NIA.....	Allstate Insurance Company	Ownership.....	100.000	The Allstate Corporation	...NO.....	
			84-2797870				NBlnv AP9, LLC	..AUS.....	..NIA.....	Allstate Insurance Company	Ownership.....	100.000	The Allstate Corporation	...NO.....	
			86-1523054				NBlnv AP10, LLC	..DE.....	..NIA.....	Allstate Insurance Company	Ownership.....	100.000	The Allstate Corporation	...NO.....	
			61-1778486				NBlnv Riverside Cars1, LLC	..DE.....	..NIA.....	Allstate Insurance Company	Ownership.....	100.000	The Allstate Corporation	...NO.....	
			36-4826210				NBlnv Riverside Management, LLC	..DE.....	..NIA.....	Allstate Insurance Company	Ownership.....	100.000	The Allstate Corporation	...NO.....	
.0008	Allstate Insurance Group	11454	82-0550777				New Jersey Skylands Insurance Association	..NJ.....	..IA.....	New Jersey Skylands Management, LLC	Attorney-In-Fact.....		The Allstate Corporation	...NO.....	
			03-0419766				New Jersey Skylands Management, LLC	..DE.....	..NIA.....	National General Holdings Corp	Ownership.....	100.000	The Allstate Corporation	...NO.....	
.0008	Allstate Insurance Group	12130	56-0576685				New South Insurance Company	..NC.....	..IA.....	National General Management Corp	Ownership.....	100.000	The Allstate Corporation	...NO.....	
			95-1623114				Newport Management Corporation	..CA.....	..NIA.....	NGLS Insurance Services, Inc.	Ownership.....	100.000	The Allstate Corporation	...NO.....	
							NG Holdings, LLC	..DE.....	..NIA.....	National General Re Ltd	Ownership.....	99.000	The Allstate Corporation	...NO.....	
							NG Holdings, LLC	..DE.....	..NIA.....	National General Management Corp	Ownership.....	1.000	The Allstate Corporation	...NO.....	
							NGLS Adjusting, LLC	..DE.....	..NIA.....	National General Management Corp	Ownership.....	100.000	The Allstate Corporation	...NO.....	
			95-3953356				NGLS Insurance Services, Inc.	..CA.....	..NIA.....	National General Management Corp	Ownership.....	100.000	The Allstate Corporation	...NO.....	
.0008	Allstate Insurance Group	13167	26-2331872				North Light Specialty Insurance Company	..IL.....	..IA.....	Allstate Insurance Company	Ownership.....	100.000	The Allstate Corporation	...NO.....	
			16-1239927				Northeast Agencies, Inc.	..NY.....	..NIA.....	Ivantage Select Agency, Inc.	Ownership.....	100.000	The Allstate Corporation	...NO.....	
			65-0416844				NSM Sales Corporation	..NV.....	..NIA.....	National General Holdings Corp	Ownership.....	100.000	The Allstate Corporation	...NO.....	
			26-2506568				Pablo Creek Services, Inc.	..IL.....	..NIA.....	Allstate Non-Insurance Holdings, Inc.	Ownership.....	100.000	The Allstate Corporation	...NO.....	
			82-4035430				Pacific Shores Land Partners, LLC	..DE.....	..NIA.....	Allstate Insurance Company	Ownership.....	90.000	The Allstate Corporation	...NO.....	
							PAFCO Insurance Company	..CAN.....	..IA.....	Allstate Insurance Company of Canada	Ownership.....	100.000	The Allstate Corporation	...NO.....	
							Pembridge Insurance Company	..CAN.....	..IA.....	Allstate Insurance Company of Canada	Ownership.....	100.000	The Allstate Corporation	...NO.....	
										National General Premier Insurance Company					
			77-0007004				Personal Express Insurance Services, Inc.	..CA.....	..NIA.....		Ownership.....	100.000	The Allstate Corporation	...NO.....	
			37-1788397				PIAA, LP	..DE.....	..NIA.....	Allstate Insurance Company	Ownership.....	95.000	The Allstate Corporation	...NO.....	
			41-2150040				PlumChoice, Inc.	..DE.....	..NIA.....	SquareTrade, Inc.	Ownership.....	100.000	The Allstate Corporation	...NO.....	
			82-1617277				Protection Plan Group, Inc.	..DE.....	..NIA.....	SquareTrade, Inc.	Ownership.....	100.000	The Allstate Corporation	...NO.....	
			84-2071216				Pullman Crossing, LLC	..DE.....	..NIA.....	Allstate Insurance Company	Ownership.....	94.500	The Allstate Corporation	...NO.....	
			84-2071216				Pullman Crossing, LLC	..DE.....	..NIA.....	Kennett Capital, Inc.	Ownership.....	5.500	The Allstate Corporation	...NO.....	
			84-2056352				Pullman QOZB, LLC	..DE.....	..NIA.....	Pullman Crossing, LLC	Ownership.....	99.900	The Allstate Corporation	...NO.....	
			84-2056352				Pullman QOZB, LLC	..DE.....	..NIA.....	Allstate Insurance Company	Ownership.....	0.100	The Allstate Corporation	...NO.....	
							Queenland Citrus	..AUS.....	..NIA.....	Allstate Insurance Company	Ownership.....	98.397	The Allstate Corporation	...NO.....	
			33-0920949				Quotit Corporation	..CA.....	..NIA.....	National General Holdings Corp.	Ownership.....	100.000	The Allstate Corporation	...NO.....	
			65-1155697				RAC Insurance Partners, LLC	..FL.....	..NIA.....	National General Holdings Corp	Ownership.....	100.000	The Allstate Corporation	...NO.....	
			82-3749414				Renuant, LLC	..NV.....	..NIA.....	Arity 875, LLC	Ownership.....	100.000	The Allstate Corporation	...NO.....	
			45-2490045				Right Answer Insurance Agency, LLC	..DE.....	..NIA.....	Answer Financial Inc.	Ownership.....	100.000	The Allstate Corporation	...NO.....	
			26-1875142				Road Bay Investments, LLC	..DE.....	..NIA.....	Allstate Insurance Company	Ownership.....	100.000	The Allstate Corporation	...NO.....	
			31-1400020				Safe Auto Insurance Group, Inc.	..OH.....	..UIP.....	National General Holdings Corp.	Ownership.....	100.000	The Allstate Corporation	...NO.....	

ANNUAL STATEMENT FOR THE YEAR 2023 OF THE Safe Auto Value Insurance Company

SCHEDULE Y

PART 1A - DETAIL OF INSURANCE HOLDING COMPANY SYSTEM

1	2	3	4	5	6	7	8	9	10	11	12	13	14	15	16
Group Code	Group Name	NAIC Company Code	ID Number	Federal RSSD	CIK	Name of Securities Exchange if Publicly Traded (U.S. or International)	Names of Parent, Subsidiaries Or Affiliates	Domi-ciliary Location	Relation-ship to Reporting Entity	Directly Controlled by (Name of Entity/Person)	Type of Control (Ownership, Board, Management, Attorney-in-Fact, Influence, Other)	If Control is Owner-ship Provide Percen-tage	Ultimate Controlling Entity(ies)/Person(s)	Is an SCA Filing Re-quired? (Yes/No)	*
.0008	Allstate Insurance Group	25405	31-1379882				Safe Auto Insurance Company	..OH.....	UDP.....	Safe Auto Insurance Group, Inc.	Ownership.....	100.000	The Allstate Corporation	...NO.....	
.0008	Allstate Insurance Group	16502	83-2241547				Safe Auto Choice Insurance Company	..OH.....	IA.....	Safe Auto Insurance Company	Ownership.....	100.000	The Allstate Corporation	...NO.....	
.0008	Allstate Insurance Group	16503	83-2240671				Safe Auto Value Insurance Company	..OH.....	RE.....	Safe Auto Insurance Company	Ownership.....	100.000	The Allstate Corporation	...NO.....	
			31-1400303				Safe Auto Group Agency, Inc.	..OH.....	NIA.....	Safe Auto Insurance Group, Inc.	Ownership.....	100.000	The Allstate Corporation	...NO.....	
			81-1403504				SafeAuto Services, LLC	..OH.....	NIA.....	Safe Auto Insurance Group, Inc.	Ownership.....	100.000	The Allstate Corporation	...NO.....	
			46-1543152				Seasons Residential Holdings, LLC	..DE.....	NIA.....	Allstate Insurance Company	Ownership.....	100.000	The Allstate Corporation	...NO.....	
			25-1920947				Seasons Residential, LLC	..CO.....	NIA.....	Seasons Residential Holdings, LLC	Ownership.....	100.000	The Allstate Corporation	...NO.....	
			91-1571314				Seattle Specialty Insurance Services, Inc.	..WA.....	NIA.....	National General Management Corp	Ownership.....	100.000	The Allstate Corporation	...NO.....	
			36-4295725				Signature Agency, Inc.	..DE.....	NIA.....	Signature Motor Club, Inc.	Ownership.....	100.000	The Allstate Corporation	...NO.....	
			30-0015653				Signature Motor Club of California, Inc.	..CA.....	NIA.....	Signature Motor Club, Inc.	Ownership.....	100.000	The Allstate Corporation	...NO.....	
			35-1310961				Signature Motor Club, Inc.	..DE.....	NIA.....	Allstate Motor Club, Inc.	Ownership.....	100.000	The Allstate Corporation	...NO.....	
			30-0015636				Signature Nationwide Auto Club of California, Inc.	..CA.....	NIA.....	Signature's Nationwide Auto Club, Inc.	Ownership.....	100.000	The Allstate Corporation	...NO.....	
			36-4295727				Signature's Nationwide Auto Club, Inc.	..DE.....	NIA.....	Signature Motor Club, Inc.	Ownership.....	100.000	The Allstate Corporation	...NO.....	
			85-2042736				SM202 Development LLC	..DE.....	NIA.....	Allstate Insurance Company	Ownership.....	95.000	The Allstate Corporation	...NO.....	
			75-2249734				Socialmine, Inc.	..DE.....	NIA.....	IDentityUSA, LLC	Ownership.....	100.000	The Allstate Corporation	...NO.....	
							SquareTrade Australia Pty Ltd	..AUS.....	NIA.....	SquareTrade, Inc.	Ownership.....	100.000	The Allstate Corporation	...NO.....	
							SquareTrade Canada, Inc.	..CAN.....	NIA.....	SquareTrade, Inc.	Ownership.....	100.000	The Allstate Corporation	...NO.....	
							SquareTrade Europe BV	..BEL.....	NIA.....	SquareTrade, Inc.	Ownership.....	100.000	The Allstate Corporation	...NO.....	
							SquareTrade Europe Limited	..MLT.....	NIA.....	SquareTrade, Inc.	Ownership.....	100.000	The Allstate Corporation	...NO.....	
							SquareTrade European Services AS	..NOR.....	NIA.....	SquareTrade, Inc.	Ownership.....	100.000	The Allstate Corporation	...NO.....	
			45-4123000				SquareTrade Holding Company, Inc.	..DE.....	NIA.....	Allstate Non-Insurance Holdings, Inc.	Ownership.....	100.000	The Allstate Corporation	...NO.....	
			45-4883784				SquareTrade Insurance Services, Inc.	..DE.....	NIA.....	SquareTrade, Inc.	Ownership.....	100.000	The Allstate Corporation	...NO.....	
							SquareTrade Japan GK	..JPN.....	NIA.....	SquareTrade, Inc.	Ownership.....	100.000	The Allstate Corporation	...NO.....	
							SquareTrade Limited	..GBR.....	NIA.....	SquareTrade, Inc.	Ownership.....	100.000	The Allstate Corporation	...NO.....	
			45-1531873				SquareTrade Protection Solutions, Inc.	..DE.....	NIA.....	SquareTrade, Inc.	Ownership.....	100.000	The Allstate Corporation	...NO.....	
			94-3340669				SquareTrade, Inc.	..DE.....	NIA.....	SquareTrade Holding Company, Inc.	Ownership.....	100.000	The Allstate Corporation	...NO.....	
			81-2519511				SquareTradeGo, Inc.	..DE.....	NIA.....	SquareTrade, Inc.	Ownership.....	100.000	The Allstate Corporation	...NO.....	
			26-3914106				ST Product Care Corporation	..DE.....	NIA.....	SquareTrade, Inc.	Ownership.....	100.000	The Allstate Corporation	...NO.....	
							Standard Property & Casualty Insurance Company	..IL.....	IA.....	National General Holdings Corp.	Ownership.....	100.000	The Allstate Corporation	...NO.....	
.0008	Allstate Insurance Group	15199	37-0530080				SW Industrial LLC	..DE.....	NIA.....	Allstate Insurance Company	Ownership.....	95.000	The Allstate Corporation	...NO.....	
			84-2376118				Syndeste, LLC	..VA.....	NIA.....	National General Management Corp	Ownership.....	100.000	The Allstate Corporation	...NO.....	
			46-3746954				TBR One Riverside Venture, LLC	..DE.....	NIA.....	Allstate Insurance Company	Ownership.....	90.000	The Allstate Corporation	...NO.....	
			87-4484576				TDC Brown Deer Owner, LLC	..DE.....	NIA.....	Allstate Insurance Company	Ownership.....	0.100	The Allstate Corporation	...NO.....	
			88-3466379				TDC Brown Deer Owner, LLC	..DE.....	NIA.....	TDC Brown Deer JV, LLC	Ownership.....	99.900	The Allstate Corporation	...NO.....	
			88-3466379				TDC Brown Deer Owner, LLC	..DE.....	NIA.....	Allstate Insurance Company	Ownership.....	81.000	The Allstate Corporation	...NO.....	
			88-3268476				TDC Brown Deer JV, LLC	..DE.....	NIA.....	Kennett Capital, Inc.	Ownership.....	9.000	The Allstate Corporation	...NO.....	
			88-3268476				TDC Brown Deer JV, LLC	..DE.....	NIA.....	Allstate Insurance Company	Ownership.....	90.000	The Allstate Corporation	...NO.....	
			83-2986881				TDC City Center (Phase II), LLC	..DE.....	NIA.....	Allstate Insurance Company	Ownership.....	90.000	The Allstate Corporation	...NO.....	
			81-4727823				TDC City Center, LLC	..DE.....	NIA.....	Allstate Insurance Company	Ownership.....	85.000	The Allstate Corporation	...NO.....	
			85-4329860				TDC 15TH Street, LLC	..DE.....	NIA.....	Allstate Insurance Company	Ownership.....	100.000	The Allstate Corporation	...NO.....	
			20-8928827				Team Corp.	..NV.....	NIA.....	National General Holdings Corp.	Ownership.....	100.000	The Allstate Corporation	...NO.....	
			61-1888589				The Arroyo Parkway, LLC	..DE.....	NIA.....	Allstate Insurance Company	Ownership.....	90.000	The Allstate Corporation	...NO.....	
							The Association Benefits Solution, LLC	..DE.....	NIA.....	Integon Indemnity Corporation	Ownership.....	100.000	The Allstate Corporation	...NO.....	
			20-5835314				Velapoint, LLC	..WA.....	NIA.....	National General Management Corp	Ownership.....	100.000	The Allstate Corporation	...NO.....	
			61-1702800				West Plaza RE Holdings, LLC	..DE.....	NIA.....	Allstate Insurance Company	Ownership.....	100.000	The Allstate Corporation	...NO.....	
			82-3103258				White Oak Real Estate 2017-2, LP	..DE.....	NIA.....	Allstate Insurance Company	Ownership.....	90.000	The Allstate Corporation	...NO.....	

ANNUAL STATEMENT FOR THE YEAR 2023 OF THE Safe Auto Value Insurance Company

Asterisk	Explanation

ANNUAL STATEMENT FOR THE YEAR 2023 OF THE Safe Auto Value Insurance Company

SCHEDULE Y

PART 2 - SUMMARY OF INSURER'S TRANSACTIONS WITH ANY AFFILIATES

1	2	3	4	5	6	7	8	9	10	11	12	13
NAIC Company Code	ID Number	Names of Insurers and Parent, Subsidiaries or Affiliates	Shareholder Dividends	Capital Contributions	Purchases, Sales or Exchanges of Loans, Securities, Real Estate, Mortgage Loans or Other Investments	Income/ (Disbursements) Incurred in Connection with Guarantees or Undertakings for the Benefit of any Affiliate(s)	Management Agreements and Service Contracts	Income/ (Disbursements) Incurred Under Reinsurance Agreements	*	Any Other Material Activity Not in the Ordinary Course of the Insurer's Business	Totals	Reinsurance Recoverable/ (Payable) on Losses and/or Reserve Credit Taken/(Liability)
		1100 Compton, LLC .....	(3,570,253)	(1,129,747)			0	0			(4,700,000)	0
12583	57-1162209	Adirondack Insurance Exchange .....	0	0			0	0			0	25,471,000
10389	56-1951009	Agent Alliance Insurance Company .....	0	0			0	0			0	44,040,000
29335	36-6091380	Allstate County Mutual Insurance Company .....	0	0			0	0			0	240,661,592
	27-3159465	Allstate Finance Company, LLC .....	(3,332,656)	(1,182,050)			0	0			(4,514,706)	0
	36-4313823	Allstate Financial Advisors, LLC .....	0	0			0	0			0	0
	36-4303658	Allstate Financial Insurance Holdings Corporation .....	40,000,000	0			0	0			40,000,000	0
	47-0826838	Allstate Financial Services, LLC .....	(15,000,000)	0			0	0			(15,000,000)	0
29688	94-2199056	Allstate Fire and Casualty Insurance Company .....	(2,100,000)	0			(2,090,978,097)	(3,120,031,514)			(5,213,109,611)	11,351,773,582
19240	36-6115679	Allstate Indemnity Company .....	(1,820,000)	0			(505,633,914)	(826,687,210)			(1,334,141,124)	3,098,443,966
19232	36-0719665	Allstate Insurance Company .....	21,532,656	106,264,939	120,818,566		4,937,609,215	8,029,416,912			13,215,642,288	(36,564,835,545)
		Allstate Insurance Company of Canada .....	0	0			0	0			0	0
	26-1972435	Allstate Insurance Holdings, LLC .....	5,500,000	(2,000,000)			0	0			3,500,000	0
10852	36-4181960	Allstate New Jersey Insurance Company .....	0	(10,000,000)			0	0			(10,000,000)	(1,605,407,119)
12344	20-3560910	Allstate New Jersey Property and Casualty Insurance Company .....	0	10,000,000			0	0			10,000,000	1,438,806,131
11110	36-4442776	Allstate North American Insurance Company .....	0	0			0	0			0	35,163,369
36455	36-2999368	Allstate Northbrook Indemnity Company .....	(700,000)	0			(425,286,328)	0			(425,986,328)	2,707,477,394
17230	36-3341779	Allstate Property and Casualty Insurance Company .....	(1,580,000)	0			(991,600,237)	(1,663,422,822)			(2,656,603,059)	4,733,593,234
26530	75-6378207	Allstate Texas Lloyd's .....	0	0			0	0			0	240,574,698
16960	85-4052492	ASMI Auto Insurance Company .....	0	0			0	0			0	(6,246,663)
37907	04-2680300	Allstate Vehicle and Property Insurance Company .....	0	0			(924,110,639)	(1,034,487,692)			(1,958,598,331)	5,887,528,846
60534	59-0781901	American Heritage Life Insurance Company .....	(40,000,000)	0			0	0			(40,000,000)	0
	80-0776676	AP Real Estate, LLC .....	0	0			0	0			0	0
	90-0820194	AP Timber, LLC .....	0	(68,300,000)			0	0			(68,300,000)	0
10835	36-4181959	Castle Key Indemnity Company .....	0	0			0	0			0	332,970,081
30511	36-3586255	Castle Key Insurance Company .....	0	4,000,000			0	0			4,000,000	(318,866,856)
26905	94-1368770	Century-National Insurance Company .....	0	0			0	0			0	188,354,000
	92-2414709	Comesco Insurance Company .....	0	2,000,000			0	0			2,000,000	0
	45-1061516	Current Creek Investments, LLC .....	0	0			0	0			0	0
42781	62-1695059	Direct General Insurance Company .....	0	0			0	0			0	687,966,000
10889	62-1715487	Direct General Insurance Company of Mississippi .....	0	0			0	0			0	45,213,000
37220	62-1461730	Direct Insurance Company .....	0	0			0	0			0	117,699,000
23736	43-0622945	Direct National Insurance Company .....	0	0			0	0			0	5,141,000
11996	20-1110680	Encompass Floridian Indemnity Company .....	0	0			0	0			0	2,910
11993	20-1110782	Encompass Floridian Insurance Company .....	0	0			0	0			0	816
11252	01-0657022	Encompass Home and Auto Insurance Company .....	(430,000)	0			0	0			(430,000)	376,454,777
15130	59-2366357	Encompass Indemnity Company .....	0	0			0	0			0	387,051,773



SCHEDULE Y

PART 2 - SUMMARY OF INSURER'S TRANSACTIONS WITH ANY AFFILIATES

1	2	3	4	5	6	7	8	9	10	11	12	13
NAIC Company Code	ID Number	Names of Insurers and Parent, Subsidiaries or Affiliates	Shareholder Dividends	Capital Contributions	Purchases, Sales or Exchanges of Loans, Securities, Real Estate, Mortgage Loans or Other Investments	Income/ (Disbursements) Incurred in Connection with Guarantees or Undertakings for the Benefit of any Affiliate(s)	Management Agreements and Service Contracts	Income/ (Disbursements) Incurred Under Reinsurance Agreements	*	Any Other Material Activity Not in the Ordinary Course of the Insurer's Business	Totals	Reinsurance Recoverable/ (Payable) on Losses and/or Reserve Credit Taken/(Liability)
11251	01-0657011	Encompass Independent Insurance Company ..	(310,000)	0			0	0			(310,000)	167,068,206
10358	52-1952957	Encompass Insurance Company .....	(270,000)	0			0	0			(270,000)	274,190,029
10071	36-3976913	Encompass Insurance Company of America ....	(600,000)	0			0	0			(600,000)	146,542,890
12154	04-3345011	Encompass Insurance Company of Massachusetts .....	0	0			0	0			0	193,021
11599	30-0154464	Encompass Insurance Company of New Jersey ..	0	0			0	0			0	24,082,873
10072	36-3976911	Encompass Property and Casualty Company ..	(380,000)	0			0	0			(380,000)	49,555,860
12496	20-3843581	Encompass Property and Casualty Insurance Company of New Jersey .....	0	0			0	0			0	57,809,406
25712	73-0486465	Esurance Insurance Company .....	0	0			0	0			0	310,049,305
21741	42-0301440	Esurance Insurance Company of New Jersey ..	0	0			0	0			0	84,708,709
30210	22-2853625	Esurance Property and Casualty Insurance Company .....	0	0			0	0			0	841,895,987
16961	85-4080461	ECMI Auto Insurance Company .....	0	0			0	0			0	1,235,646
	30-0988865	Encompass Insurance Holdings, LLC .....	1,990,000	0			0	0			1,990,000	0
16962	85-4058034	ESMI Auto Insurance Company .....	0	0			0	0			0	5,011,017
29980	59-2773658	First Colonial Insurance Company .....	0	0			0	0			0	897
29742	13-4941245	Integon National Insurance Company .....	(25,374,361)	(571,258,608)	(463,865,741)	(459,817,102)	(2,011,539,481)				(3,531,855,293)	1,873,784,466
27930	56-1764725	Integon Casualty Insurance Company .....	0	0			0	0			0	21,447,000
22780	56-0751402	Integon General Insurance Corporation .....	0	0			0	0			0	510,897,000
31488	06-0910450	Integon Preferred Insurance Company .....	0	0			0	0			0	321,122,000
22772	56-0473714	Integon Indemnity Corporation .....	20,000,000	0			0	0			20,000,000	753,576,000
44369	72-1171736	Imperial Fire and Casualty Insurance Company .....	0	0			0	0			0	179,505,000
38660	35-1492884	MIC General Insurance Corporation .....	0	0			0	0			0	442,743,000
16217	84-0982643	National Farmers Union Property and Casualty Company .....	0	0			0	0			0	173,992,000
42447	43-1301482	National General Assurance Company .....	0	0			0	0			0	87,564,000
	13-3559471	National General Management Corp .....	28,944,614	572,388,355	463,865,741	459,817,102	0	0			1,525,015,812	0
	27-1046208	National General Holdings Corp. ....	0	0			0	0			0	0
23728	43-0890050	National General Insurance Company .....	0	0			0	0			0	310,460,000
11044	43-1886856	National General Insurance Online, Inc. ...	0	0			0	0			0	48,282,000
12832	20-4583275	National General Premier Insurance Company .....	0	0			0	0			0	95,600,000
	98-1050737	National General Re Ltd .....	0	0	(120,818,566)		0	626,751,807			505,933,241	(1,179,471,595)
82538	74-1541799	National Health Insurance Company .....	0	0			0	0			0	271,112,534
	61-1915293	NBInv AP7, LLC .....	0	0			0	0			0	0
	84-2797870	NBInv AP9, LLC .....	0	10,000,000			0	0			10,000,000	0
	61-1778486	NBInv Riverside Cars1, LLC .....	(2,500,000)	(51,000,000)			0	0			(53,500,000)	0
	36-4826210	NBInv Riverside Management, LLC .....	0	218,000			0	0			218,000	0
11454	82-0550777	New Jersey Skylands Insurance Association ..	0	0			0	0			0	49,271,000
12130	56-0576685	New South Insurance Company .....	0	0			0	0			0	237,253,000
13167	26-2331872	North Light Specialty Insurance Company ..	0	0			0	0			0	259,788,763

ANNUAL STATEMENT FOR THE YEAR 2023 OF THE Safe Auto Value Insurance Company

SCHEDULE Y

PART 2 - SUMMARY OF INSURER'S TRANSACTIONS WITH ANY AFFILIATES

1	2	3	4	5	6	7	8	9	10	11	12	13
NAIC Company Code	ID Number	Names of Insurers and Parent, Subsidiaries or Affiliates	Shareholder Dividends	Capital Contributions	Purchases, Sales or Exchanges of Loans, Securities, Real Estate, Mortgage Loans or Other Investments	Income/ (Disbursements) Incurred in Connection with Guarantees or Undertakings for the Benefit of any Affiliate(s)	Management Agreements and Service Contracts	Income/ (Disbursements) Incurred Under Reinsurance Agreements	*	Any Other Material Activity Not in the Ordinary Course of the Insurer's Business	Totals	Reinsurance Recoverable/ (Payable) on Losses and/or Reserve Credit Taken/(Liability)
		Pembroke Insurance Company	0	0			0	0			0	0
25405	31-1379882	Safe Auto Insurance Company	0	0			0	0			0	117,845,000
16502	83-2241547	Safe Auto Choice Insurance Company	0	0			0	0			0	24,000
15199	37-0530080	Standard Property and Casualty Insurance Company	0	0			0	0			0	13,830,000
		The Association Benefits Solution, LLC	(20,000,000)	0			0	0			(20,000,000)	0
	20-0476967	Tech-Cor, LLC	0	(889)			0	0			(889)	0
		1100 Compton, LLC	(3,570,253)	(1,129,747)			0	0			(4,700,000)	0
12583	57-1162209	Adirondack Insurance Exchange	0	0			0	0			0	25,471,000
10389	56-1951009	Agent Alliance Insurance Company	0	0			0	0			0	44,040,000
29335	36-6091380	Allstate County Mutual Insurance Company	0	0			0	0			0	240,661,592
	27-3159465	Allstate Finance Company, LLC	(3,332,656)	(1,182,050)			0	0			(4,514,706)	0
	36-4313823	Allstate Financial Advisors, LLC	0	0			0	0			0	0
	36-4303658	Allstate Financial Insurance Holdings Corporation	40,000,000	0			0	0			40,000,000	0
	47-0826838	Allstate Financial Services, LLC	(15,000,000)	0			0	0			(15,000,000)	0
29688	94-2199056	Allstate Fire and Casualty Insurance Company	(2,100,000)	0			(2,090,978,097)	(3,120,031,514)			(5,213,109,611)	11,351,773,582
19240	36-6115679	Allstate Indemnity Company	(1,820,000)	0			(505,633,914)	(826,687,210)			(1,334,141,124)	3,098,443,966
19232	36-0719665	Allstate Insurance Company	21,532,656	106,264,939	120,818,566		4,937,609,215	8,029,416,912			13,215,642,288	(36,564,835,545)
		Allstate Insurance Company of Canada	0	0			0	0			0	0
	26-1972435	Allstate Insurance Holdings, LLC	5,500,000	(2,000,000)			0	0			3,500,000	0
10852	36-4181960	Allstate New Jersey Insurance Company	0	(10,000,000)			0	0			(10,000,000)	(1,605,407,119)
12344	20-3560910	Allstate New Jersey Property and Casualty Insurance Company	0	10,000,000			0	0			10,000,000	1,438,806,131
11110	36-4442776	Allstate North American Insurance Company	0	0			0	0			0	35,163,369
36455	36-2999368	Allstate Northbrook Indemnity Company	(700,000)	0			(425,286,328)	0			(425,986,328)	2,707,477,394
17230	36-3341779	Allstate Property and Casualty Insurance Company	(1,580,000)	0			(991,600,237)	(1,663,422,822)			(2,656,603,059)	4,733,593,234
26530	75-6378207	Allstate Texas Lloyd's	0	0			0	0			0	240,574,698
16960	85-4052492	ASMI Auto Insurance Company	0	0			0	0			0	(6,246,663)
37907	04-2680300	Allstate Vehicle and Property Insurance Company	0	0			(924,110,639)	(1,034,487,692)			(1,958,598,331)	5,887,528,846
60534	59-0781901	American Heritage Life Insurance Company	(40,000,000)	0			0	0			(40,000,000)	0
	80-0776676	AP Real Estate, LLC	0	0			0	0			0	0
	90-0820194	AP Timber, LLC	0	(68,300,000)			0	0			(68,300,000)	0
10835	36-4181959	Castle Key Indemnity Company	0	0			0	0			0	332,970,081
30511	36-3586255	Castle Key Insurance Company	0	4,000,000			0	0			4,000,000	(318,866,856)
26905	94-1368770	Century-National Insurance Company	0	0			0	0			0	188,354,000
	92-2414709	Comesco Insurance Company	0	2,000,000			0	0			2,000,000	0
	45-1061516	Current Creek Investments, LLC	0	0			0	0			0	0
42781	62-1695059	Direct General Insurance Company	0	0			0	0			0	687,966,000
10889	62-1715487	Direct General Insurance Company of Mississippi	0	0			0	0			0	45,213,000

ANNUAL STATEMENT FOR THE YEAR 2023 OF THE Safe Auto Value Insurance Company

SCHEDULE Y

PART 2 - SUMMARY OF INSURER'S TRANSACTIONS WITH ANY AFFILIATES

1	2	3	4	5	6	7	8	9	10	11	12	13
NAIC Company Code	ID Number	Names of Insurers and Parent, Subsidiaries or Affiliates	Shareholder Dividends	Capital Contributions	Purchases, Sales or Exchanges of Loans, Securities, Real Estate, Mortgage Loans or Other Investments	Income/ (Disbursements) Incurred in Connection with Guarantees or Undertakings for the Benefit of any Affiliate(s)	Management Agreements and Service Contracts	Income/ (Disbursements) Incurred Under Reinsurance Agreements	*	Any Other Material Activity Not in the Ordinary Course of the Insurer's Business	Totals	Reinsurance Recoverable/ (Payable) on Losses and/or Reserve Credit Taken/(Liability)
37220	62-1461730	Direct Insurance Company	0	0			0	0			0	117,699,000
23736	43-0622945	Direct National Insurance Company	0	0			0	0			0	5,141,000
11996	20-1110680	Encompass Floridian Indemnity Company	0	0			0	0			0	2,910
11993	20-1110782	Encompass Floridian Insurance Company	0	0			0	0			0	816
11252	01-0657022	Encompass Home and Auto Insurance Company										
			(430,000)	0			0	0			(430,000)	376,454,777
15130	59-2366357	Encompass Indemnity Company	0	0			0	0			0	387,051,773
11251	01-0657011	Encompass Independent Insurance Company	(310,000)	0			0	0			(310,000)	167,068,206
10358	52-1952957	Encompass Insurance Company	(270,000)	0			0	0			(270,000)	274,190,029
10071	36-3976913	Encompass Insurance Company of America	(600,000)	0			0	0			(600,000)	146,542,890
12154	04-3345011	Encompass Insurance Company of Massachusetts	0	0			0	0			0	193,021
11599	30-0154464	Encompass Insurance Company of New Jersey	0	0			0	0			0	24,082,873
10072	36-3976911	Encompass Property and Casualty Company	(380,000)	0			0	0			(380,000)	49,555,860
12496	20-3843581	Encompass Property and Casualty Insurance Company of New Jersey	0	0			0	0			0	57,809,406
25712	73-0486465	Esurance Insurance Company	0	0			0	0			0	310,049,305
21741	42-0301440	Esurance Insurance Company of New Jersey	0	0			0	0			0	84,708,709
30210	22-2853625	Esurance Property and Casualty Insurance Company	0	0			0	0			0	841,895,987
16961	85-4080461	ECMI Auto Insurance Company	0	0			0	0			0	1,235,646
	30-0988865	Encompass Insurance Holdings, LLC	1,990,000	0			0	0			1,990,000	0
16962	85-4058034	ESMI Auto Insurance Company	0	0			0	0			0	5,011,017
29980	59-2773658	First Colonial Insurance Company	0	0			0	0			0	897
29742	13-4941245	Integon National Insurance Company	(25,374,361)	(571,258,608)	(463,865,741)		(459,817,102)	(2,011,539,481)			(3,531,855,293)	1,873,784,466
27930	56-1764725	Integon Casualty Insurance Company	0	0			0	0			0	21,447,000
22780	56-0751402	Integon General Insurance Corporation	0	0			0	0			0	510,897,000
31488	06-0910450	Integon Preferred Insurance Company	0	0			0	0			0	321,122,000
22772	56-0473714	Integon Indemnity Corporation	20,000,000	0			0	0			20,000,000	753,576,000
44369	72-1171736	Imperial Fire and Casualty Insurance Company	0	0			0	0			0	179,505,000
38660	35-1492884	MIC General Insurance Corporation	0	0			0	0			0	442,743,000
16217	84-0982643	National Farmers Union Property and Casualty Company	0	0			0	0			0	173,992,000
42447	43-1301482	National General Assurance Company	0	0			0	0			0	87,564,000
	13-3559471	National General Management Corp	28,944,614	572,388,355	463,865,741		459,817,102	0			1,525,015,812	0
	27-1046208	National General Holdings Corp.	0	0			0	0			0	0
23728	43-0890050	National General Insurance Company	0	0			0	0			0	310,460,000
11044	43-1886856	National General Insurance Online, Inc.	0	0			0	0			0	48,282,000
12832	20-4583275	National General Premier Insurance Company	0	0			0	0			0	95,600,000
	98-1050737	National General Re Ltd	0	0	(120,818,566)		0	626,751,807			505,933,241	(1,179,471,595)
82538	74-1541799	National Health Insurance Company	0	0			0	0			0	271,112,534
	61-1915293	NBInv AP7, LLC	0	0			0	0			0	0

SCHEDULE Y

PART 2 - SUMMARY OF INSURER’S TRANSACTIONS WITH ANY AFFILIATES

1	2	3	4	5	6	7	8	9	10	11	12	13
NAIC Company Code	ID Number	Names of Insurers and Parent, Subsidiaries or Affiliates	Shareholder Dividends	Capital Contributions	Purchases, Sales or Exchanges of Loans, Securities, Real Estate, Mortgage Loans or Other Investments	Income/ (Disbursements) Incurred in Connection with Guarantees or Undertakings for the Benefit of any Affiliate(s)	Management Agreements and Service Contracts	Income/ (Disbursements) Incurred Under Reinsurance Agreements	*	Any Other Material Activity Not in the Ordinary Course of the Insurer's Business	Totals	Reinsurance Recoverable/ (Payable) on Losses and/or Reserve Credit Taken/(Liability)
	84-2797870	NBInv AP9, LLC	0	10,000,000			0	0			10,000,000	0
	61-1778486	NBInv Riverside Cars1, LLC	(2,500,000)	(51,000,000)			0	0			(53,500,000)	0
	36-4826210	NBInv Riverside Management, LLC	0	218,000			0	0			218,000	0
11454	82-0550777	New Jersey Skylands Insurance Association	0	0			0	0			0	49,271,000
12130	56-0576685	New South Insurance Company	0	0			0	0			0	237,253,000
13167	26-2331872	North Light Specialty Insurance Company	0	0			0	0			0	259,788,763
		Pembridge Insurance Company	0	0			0	0			0	0
25405	31-1379882	Safe Auto Insurance Company	0	0			0	0			0	117,845,000
16502	83-2241547	Safe Auto Choice Insurance Company	0	0			0	0			0	24,000
15199	37-0530080	Standard Property and Casualty Insurance Company	0	0			0	0			0	13,830,000
		The Association Benefits Solution, LLC	(20,000,000)	0			0	0			(20,000,000)	0
	20-0476967	Tech-Cor, LLC	0	(889)			0	0			(889)	0
9999999	Control Totals		0	0	0	0	0	0	XXX	0	0	0

ANNUAL STATEMENT FOR THE YEAR 2023 OF THE Safe Auto Value Insurance Company

SCHEDULE Y

PART 3 - ULTIMATE CONTROLLING PARTY AND LISTING OF OTHER U.S. INSURANCE GROUPS OR ENTITIES UNDER THAT ULTIMATE CONTROLLING PARTY'S CONTROL

1	2	3	4	5	6	7	8
		Ownership Percentage Column 2 of Column 1	Granted Disclaimer of Control\ Affiliation of Column 2 Over Column 1 (Yes/No)		U.S. Insurance Groups or Entities Controlled by Column 5	Ownership Percentage (Column 5 of Column 6)	Granted Disclaimer of Control\ Affiliation of Column 5 Over Column 6 (Yes/No)
Insurers in Holding Company	Owners with Greater Than 10% Ownership			Ultimate Controlling Party			
Adirondack Insurance Exchange .....	Adirondack AIF, LLC .....		NO.....	The Allstate Corporation .....	Allstate Insurance Group .....	100.000	NO.....
Agent Alliance Insurance Company .....	Integon National Insurance Company .....	100.000	NO.....	The Allstate Corporation .....	Allstate Insurance Group .....	100.000	NO.....
Allstate County Mutual Insurance Company .....	Allstate Insurance Company .....		NO.....	The Allstate Corporation .....	Allstate Insurance Group .....	100.000	NO.....
Allstate Fire and Casualty Insurance Company .....	Allstate Insurance Holdings, LLC .....	100.000	NO.....	The Allstate Corporation .....	Allstate Insurance Group .....	100.000	NO.....
Allstate Indemnity Company .....	Allstate Insurance Holdings, LLC .....	100.000	NO.....	The Allstate Corporation .....	Allstate Insurance Group .....	100.000	NO.....
Allstate Insurance Company .....	Allstate Insurance Holdings, LLC .....	100.000	NO.....	The Allstate Corporation .....	Allstate Insurance Group .....	100.000	NO.....
Allstate New Jersey Insurance Company .....	Allstate Insurance Company .....	100.000	NO.....	The Allstate Corporation .....	Allstate Insurance Group .....	100.000	NO.....
Allstate New Jersey Property and Casualty Insurance Company .....	Allstate New Jersey Insurance Company .....	100.000	NO.....	The Allstate Corporation .....	Allstate Insurance Group .....	100.000	NO.....
Allstate North American Insurance Company .....	Allstate Insurance Company .....	100.000	NO.....	The Allstate Corporation .....	Allstate Insurance Group .....	100.000	NO.....
Allstate Northbrook Indemnity Company .....	Allstate Insurance Company .....	100.000	NO.....	The Allstate Corporation .....	Allstate Insurance Group .....	100.000	NO.....
Allstate Property and Casualty Insurance Company ....	Allstate Insurance Holdings, LLC .....	100.000	NO.....	The Allstate Corporation .....	Allstate Insurance Group .....	100.000	NO.....
Allstate Texas Lloyd's .....	Allstate Texas Lloyd's, Inc. ....	100.000	NO.....	The Allstate Corporation .....	Allstate Insurance Group .....	100.000	NO.....
Allstate Vehicle and Property Insurance Company .....	Allstate Insurance Company .....	100.000	NO.....	The Allstate Corporation .....	Allstate Insurance Group .....	100.000	NO.....
American Heritage Life Insurance Company .....	Allstate Financial Insurance Holdings Corporation ..	100.000	NO.....	The Allstate Corporation .....	Allstate Insurance Group .....	100.000	NO.....
ASMI Auto Insurance Company .....	Allstate Insurance Holdings, LLC .....	100.000	NO.....	The Allstate Corporation .....	Allstate Insurance Group .....	100.000	NO.....
Castle Key Indemnity Company .....	Castle Key Insurance Company .....	100.000	NO.....	The Allstate Corporation .....	Allstate Insurance Group .....	100.000	NO.....
Castle Key Insurance Company .....	Allstate Insurance Company .....	100.000	NO.....	The Allstate Corporation .....	Allstate Insurance Group .....	100.000	NO.....
Century-National Insurance Company .....	National General Holdings Corp. ....	78.000	NO.....	The Allstate Corporation .....	Allstate Insurance Group .....	100.000	NO.....
Century-National Insurance Company .....	Integon National Insurance Company .....	22.000	NO.....	The Allstate Corporation .....	Allstate Insurance Group .....	100.000	NO.....
Comesco Insurance Company .....	Allstate Insurance Holdings, LLC .....	100.000	NO.....	The Allstate Corporation .....	Allstate Insurance Group .....	100.000	NO.....
Direct General Insurance Company .....	National General Management Corp .....	100.000	NO.....	The Allstate Corporation .....	Allstate Insurance Group .....	100.000	NO.....
Direct General Insurance Company of Mississippi .....	National General Management Corp .....	100.000	NO.....	The Allstate Corporation .....	Allstate Insurance Group .....	100.000	NO.....
Direct General Life Insurance Company .....	National General Management Corp .....	100.000	NO.....	The Allstate Corporation .....	Allstate Insurance Group .....	100.000	NO.....
Direct Insurance Company .....	National General Management Corp .....	100.000	NO.....	The Allstate Corporation .....	Allstate Insurance Group .....	100.000	NO.....
Direct National Insurance Company .....	National General Management Corp .....	100.000	NO.....	The Allstate Corporation .....	Allstate Insurance Group .....	100.000	NO.....
ECMI Auto Insurance Company .....	Allstate Insurance Holdings, LLC .....	100.000	NO.....	The Allstate Corporation .....	Allstate Insurance Group .....	100.000	NO.....
Encompass Floridian Indemnity Company .....	Castle Key Insurance Company .....	100.000	NO.....	The Allstate Corporation .....	Allstate Insurance Group .....	100.000	NO.....
Encompass Floridian Insurance Company .....	Castle Key Insurance Company .....	100.000	NO.....	The Allstate Corporation .....	Allstate Insurance Group .....	100.000	NO.....
Encompass Home and Auto Insurance Company .....	Encompass Insurance Holdings, LLC .....	100.000	NO.....	The Allstate Corporation .....	Allstate Insurance Group .....	100.000	NO.....
Encompass Indemnity Company .....	Encompass Insurance Holdings, LLC .....	100.000	NO.....	The Allstate Corporation .....	Allstate Insurance Group .....	100.000	NO.....
Encompass Independent Insurance Company .....	Encompass Insurance Holdings, LLC .....	100.000	NO.....	The Allstate Corporation .....	Allstate Insurance Group .....	100.000	NO.....
Encompass Insurance Company .....	Encompass Insurance Holdings, LLC .....	100.000	NO.....	The Allstate Corporation .....	Allstate Insurance Group .....	100.000	NO.....
Encompass Insurance Company of America .....	Encompass Insurance Holdings, LLC .....	100.000	NO.....	The Allstate Corporation .....	Allstate Insurance Group .....	100.000	NO.....
Encompass Insurance Company of Massachusetts .....	Encompass Insurance Holdings, LLC .....	100.000	NO.....	The Allstate Corporation .....	Allstate Insurance Group .....	100.000	NO.....
Encompass Insurance Company of New Jersey .....	Allstate New Jersey Insurance Company .....	100.000	NO.....	The Allstate Corporation .....	Allstate Insurance Group .....	100.000	NO.....
Encompass Property and Casualty Company .....	Encompass Insurance Holdings, LLC .....	100.000	NO.....	The Allstate Corporation .....	Allstate Insurance Group .....	100.000	NO.....
Encompass Property and Casualty Insurance Company of New Jersey .....	Allstate New Jersey Insurance Company .....	100.000	NO.....	The Allstate Corporation .....	Allstate Insurance Group .....	100.000	NO.....
ESMI Auto Insurance Company .....	Allstate Insurance Holdings, LLC .....	100.000	NO.....	The Allstate Corporation .....	Allstate Insurance Group .....	100.000	NO.....
Esurance Insurance Company .....	Esurance Holdings, Inc. ....	100.000	NO.....	The Allstate Corporation .....	Allstate Insurance Group .....	100.000	NO.....
Esurance Insurance Company of New Jersey .....	Esurance Insurance Company .....	100.000	NO.....	The Allstate Corporation .....	Allstate Insurance Group .....	100.000	NO.....
Esurance Property and Casualty Insurance Company ....	Esurance Insurance Company .....	100.000	NO.....	The Allstate Corporation .....	Allstate Insurance Group .....	100.000	NO.....
First Colonial Insurance Company .....	American Heritage Life Insurance Company .....	100.000	NO.....	The Allstate Corporation .....	Allstate Insurance Group .....	100.000	NO.....
Imperial Fire and Casualty Insurance Company .....	National General Holdings Corp. ....	100.000	NO.....	The Allstate Corporation .....	Allstate Insurance Group .....	100.000	NO.....

ANNUAL STATEMENT FOR THE YEAR 2023 OF THE Safe Auto Value Insurance Company

SCHEDULE Y

PART 3 - ULTIMATE CONTROLLING PARTY AND LISTING OF OTHER U.S. INSURANCE GROUPS OR ENTITIES UNDER THAT ULTIMATE CONTROLLING PARTY'S CONTROL

1	2	3	4	5	6	7	8
		Ownership Percentage Column 2 of Column 1	Granted Disclaimer of Control\ Affiliation of Column 2 Over Column 1 (Yes/No)		U.S. Insurance Groups or Entities Controlled by Column 5	Ownership Percentage (Column 5 of Column 6)	Granted Disclaimer of Control\ Affiliation of Column 5 Over Column 6 (Yes/No)
Insurers in Holding Company	Owners with Greater Than 10% Ownership			Ultimate Controlling Party			
Integon Casualty Insurance Company .....	National General Management Corp .....	100.000	.....NO.....	The Allstate Corporation .....	Allstate Insurance Group .....	100.000	.....NO.....
Integon General Insurance Corporation .....	National General Management Corp .....	100.000	.....NO.....	The Allstate Corporation .....	Allstate Insurance Group .....	100.000	.....NO.....
Integon Indemnity Corporation .....	National General Management Corp .....	100.000	.....NO.....	The Allstate Corporation .....	Allstate Insurance Group .....	100.000	.....NO.....
Integon National Insurance Company .....	National General Management Corp .....	100.000	.....NO.....	The Allstate Corporation .....	Allstate Insurance Group .....	100.000	.....NO.....
Integon Preferred Insurance Company .....	National General Management Corp .....	100.000	.....NO.....	The Allstate Corporation .....	Allstate Insurance Group .....	100.000	.....NO.....
MIC General Insurance Corporation .....	National General Holdings Corp. ....	100.000	.....NO.....	The Allstate Corporation .....	Allstate Insurance Group .....	100.000	.....NO.....
Mountain Valley Indemnity Company .....	Adirondack Insurance Exchange .....	100.000	.....NO.....	The Allstate Corporation .....	Allstate Insurance Group .....	100.000	.....NO.....
National Farmers Union Property and Casualty Company .....	Integon National Insurance Company .....	100.000	.....NO.....	The Allstate Corporation .....	Allstate Insurance Group .....	100.000	.....NO.....
National General Assurance Company .....	National General Holdings Corp. ....	100.000	.....NO.....	The Allstate Corporation .....	Allstate Insurance Group .....	100.000	.....NO.....
National General Insurance Company .....	National General Holdings Corp. ....	100.000	.....NO.....	The Allstate Corporation .....	Allstate Insurance Group .....	100.000	.....NO.....
National General Insurance Online, Inc. ....	National General Holdings Corp. ....	100.000	.....NO.....	The Allstate Corporation .....	Allstate Insurance Group .....	100.000	.....NO.....
National General Premier Insurance Company .....	Integon National Insurance Company .....	100.000	.....NO.....	The Allstate Corporation .....	Allstate Insurance Group .....	100.000	.....NO.....
National Health Insurance Company .....	Integon Indemnity Corporation .....	100.000	.....NO.....	The Allstate Corporation .....	Allstate Insurance Group .....	100.000	.....NO.....
New Jersey Skylands Insurance Association .....	New Jersey Skylands Management, LLC .....	.....NO.....	.....NO.....	The Allstate Corporation .....	Allstate Insurance Group .....	100.000	.....NO.....
New South Insurance Company .....	National General Management Corp .....	100.000	.....NO.....	The Allstate Corporation .....	Allstate Insurance Group .....	100.000	.....NO.....
North Light Specialty Insurance Company .....	Allstate Insurance Company .....	100.000	.....NO.....	The Allstate Corporation .....	Allstate Insurance Group .....	100.000	.....NO.....
Safe Auto Insurance Company .....	Safe Auto Insurance Group, Inc. ....	100.000	.....NO.....	The Allstate Corporation .....	Allstate Insurance Group .....	100.000	.....NO.....
Safe Auto Choice Insurance Company .....	Safe Auto Insurance Company .....	100.000	.....NO.....	The Allstate Corporation .....	Allstate Insurance Group .....	100.000	.....NO.....
Safe Auto Value Insurance Company .....	Safe Auto Insurance Company .....	100.000	.....NO.....	The Allstate Corporation .....	Allstate Insurance Group .....	100.000	.....NO.....
Standard Property & Casualty Insurance Company .....	National General Holdings Corp. ....	100.000	.....NO.....	The Allstate Corporation .....	Allstate Insurance Group .....	100.000	.....NO.....

ANNUAL STATEMENT FOR THE YEAR 2023 OF THE Safe Auto Value Insurance Company

SUPPLEMENTAL EXHIBITS AND SCHEDULES INTERROGATORIES

REQUIRED FILINGS

The following supplemental reports are required to be filed as part of your statement filing unless specifically waived by the domiciliary state. However, in the event that your domiciliary state waives the filing requirement, your response of **WAIVED** to the specific interrogatory will be accepted in lieu of filing a “NONE” report and a bar code will be printed below. If the supplement is required of your company but is not being filed for whatever reason enter **SEE EXPLANATION** and provide an explanation following the interrogatory questions.

		Responses
MARCH FILING		
1.	Will an actuarial opinion be filed by March 1? .....	SEE EXPLANATION
2.	Will the Supplemental Compensation Exhibit be filed with the state of domicile by March 1? .....	YES
3.	Will the confidential Risk-based Capital Report be filed with the NAIC by March 1?.....	YES
4.	Will the confidential Risk-based Capital Report be filed with the state of domicile, if required by March 1?.....	YES
APRIL FILING		
5.	Will the Insurance Expense Exhibit be filed with the state of domicile and the NAIC by April 1? .....	YES
6.	Will Management’s Discussion and Analysis be filed by April 1? .....	YES
7.	Will the Supplemental Investment Risk Interrogatories be filed by April 1? .....	YES
MAY FILING		
8.	Will this company be included in a combined annual statement which is filed with the NAIC by May 1? .....	YES
JUNE FILING		
9.	Will an audited financial report be filed by June 1? .....	YES
10.	Will Accountant's Letter of Qualifications be filed with the state of domicile and electronically with the NAIC by June 1? .....	YES

SUPPLEMENTAL FILINGS

The following supplemental reports are required to be filed as part of your annual statement filing **if your company is engaged in the type of business covered by the supplement. However, in the event that your company does not transact the type of business for which the special report must be filed, your response of NO to the specific interrogatory will be accepted in lieu of filing a “NONE” report and a bar code will be printed below.** If the supplement is required of your company but is not being filed for whatever reason enter **SEE EXPLANATION** and provide an explanation following the interrogatory questions.






















MARCH FILING		
11.	Will Schedule SIS (Stockholder Information Supplement) be filed with the state of domicile by March 1? .....	NO
12.	Will the Financial Guaranty Insurance Exhibit be filed by March 1?.....	NO
13.	Will the Medicare Supplement Insurance Experience Exhibit be filed with the state of domicile and the NAIC by March 1?.....	NO
14.	Will Supplement A to Schedule T (Medical Professional Liability Supplement) be filed by March 1? .....	NO
15.	Will the Trusteed Surplus Statement be filed with the state of domicile and the NAIC by March 1? .....	NO
16.	Will the Premiums Attributed to Protected Cells Exhibit be filed by March 1? .....	NO
17.	Will the Reinsurance Summary Supplemental Filing for General Interrogatory 9 be filed with the state of domicile and the NAIC by March 1? ...	NO
18.	Will the Medicare Part D Coverage Supplement be filed with the state of domicile and the NAIC by March 1?.....	NO
19.	Will the confidential Actuarial Opinion Summary be filed with the state of domicile, if required, by March 15 (or the date otherwise specified)?..	YES
20.	Will the Reinsurance Attestation Supplement be filed with the state of domicile and the NAIC by March 1? .....	NO
21.	Will the Exceptions to the Reinsurance Attestation Supplement be filed with the state of domicile by March 1? .....	NO
22.	Will the Bail Bond Supplement be filed with the state of domicile and the NAIC by March 1? .....	NO
23.	Will the Director and Officer Insurance Coverage Supplement be filed with the state of domicile and the NAIC by March 1? .....	NO
24.	Will an approval from the reporting entity’s state of domicile for relief related to the five-year rotation requirement for lead audit partner be filed electronically with the NAIC by March 1? .....	NO
25.	Will an approval from the reporting entity’s state of domicile for relief related to the one-year cooling off period for independent CPA be filed electronically with the NAIC by March 1? .....	NO
26.	Will an approval from the reporting entity’s state of domicile for relief related to the Requirements for Audit Committees be filed electronically with the NAIC by March 1?.....	NO
27.	Will the Supplemental Schedule for Reinsurance Counterparty Reporting Exception - Asbestos and Pollution Contracts be filed with the state of domicile and the NAIC by March 1?.....	NO
28.	Will the Exhibit of Other Liabilities by Lines of Business be filed with the state of domicile and the NAIC by March 1?.....	NO
29.	Will the Market Conduct Annual Statement (MCAS) Premium Exhibit for Year be filed with appropriate jurisdictions and with the NAIC by March 1?.....	YES
APRIL FILING		
30.	Will the Credit Insurance Experience Exhibit be filed with the state of domicile and the NAIC by April 1? .....	NO
31.	Will the Long-term Care Experience Reporting Forms be filed with the state of domicile and the NAIC by April 1? .....	NO
32.	Will the Accident and Health Policy Experience Exhibit be filed by April 1? .....	NO
33.	Will the Supplemental Health Care Exhibit (Parts 1 and 2) be filed with the state of domicile and the NAIC by April 1? .....	NO
34.	Will the Cybersecurity and Identity Theft Insurance Coverage Supplement be filed with the state of domicile and the NAIC by April 1? .....	NO
35.	Will the Life, Health & Annuity Guaranty Association Assessable Premium Exhibit - Parts 1 and 2 be filed with the state of domicile and the NAIC by April 1? .....	NO
36.	Will the Private Flood Insurance Supplement be filed with the state of domicile and the NAIC by April 1? .....	NO
37.	Will the Mortgage Guaranty Insurance Exhibit be filed with the state of domicile and the NAIC by April 1? .....	NO
AUGUST FILING		
38.	Will Management’s Report of Internal Control Over Financial Reporting be filed with the state of domicile by August 1? .....	NO
Explanations:		
1.	Exemption was filed.	
11.	The data for this supplement is not required to be filed	
12.	The data for this supplement is not required to be filed	
13.	The data for this supplement is not required to be filed	
14.	The data for this supplement is not required to be filed	
15.	The data for this supplement is not required to be filed	
16.	The data for this supplement is not required to be filed	
17.	The data for this supplement is not required to be filed	
18.	The data for this supplement is not required to be filed	
20.	The data for this supplement is not required to be filed	
21.	The data for this supplement is not required to be filed	
22.	The data for this supplement is not required to be filed	
23.	The data for this supplement is not required to be filed	
24.	The data for this supplement is not required to be filed	
25.	The data for this supplement is not required to be filed	
26.	The data for this supplement is not required to be filed	
27.	The data for this supplement is not required to be filed	
28.	The data for this supplement is not required to be filed	
30.	The data for this supplement is not required to be filed	
31.	The data for this supplement is not required to be filed	
32.	The data for this supplement is not required to be filed	
33.	The data for this supplement is not required to be filed	
34.	The data for this supplement is not required to be filed	
35.	The data for this supplement is not required to be filed	
36.	The data for this supplement is not required to be filed	
37.	The data for this supplement is not required to be filed	
38.	The data for this supplement is not required to be filed	

Bar Codes:

11.	SIS Stockholder Information Supplement [Document Identifier 420]	
12.	Financial Guaranty Insurance Exhibit [Document Identifier 240]	
13.	Medicare Supplement Insurance Experience Exhibit [Document Identifier 360]	
14.	Supplement A to Schedule T [Document Identifier 455]	
15.	Trusteed Surplus Statement [Document Identifier 490]	

ANNUAL STATEMENT FOR THE YEAR 2023 OF THE Safe Auto Value Insurance Company

SUPPLEMENTAL EXHIBITS AND SCHEDULES INTERROGATORIES

16.	Premiums Attributed to Protected Cells Exhibit [Document Identifier 385]	 <div>165032023385000000</div>
17.	Reinsurance Summary Supplemental Filing [Document Identifier 401]	 <div>165032023401000000</div>
18.	Medicare Part D Coverage Supplement [Document Identifier 365]	 <div>165032023365000000</div>
20.	Reinsurance Attestation Supplement [Document Identifier 399]	 <div>165032023399000000</div>
21.	Exceptions to the Reinsurance Attestation Supplement [Document Identifier 400]	 <div>165032023400000000</div>
22.	Bail Bond Supplement [Document Identifier 500]	 <div>165032023500000000</div>
23.	Director and Officer Insurance Coverage Supplement [Document Identifier 505]	 <div>165032023505000000</div>
24.	Relief from the five-year rotation requirement for lead audit partner [Document Identifier 224]	 <div>165032023224000000</div>
25.	Relief from the one-year cooling off period for independent CPA [Document Identifier 225]	 <div>165032023225000000</div>
26.	Relief from the Requirements for Audit Committees [Document Identifier 226]	 <div>165032023226000000</div>
27.	Reinsurance Counterparty Reporting Exception – Asbestos and Pollution Contracts [Document Identifier 555]	 <div>165032023555000000</div>
28.	Exhibit of Other Liabilities by Lines of Business [Document Identifier 570]	 <div>165032023570000000</div>
30.	Credit Insurance Experience Exhibit [Document Identifier 230]	 <div>165032023230000000</div>
31.	Long-Term Care Experience Reporting Forms [Document Identifier 306]	 <div>165032023306000000</div>
32.	Accident and Health Policy Experience Exhibit [Document Identifier 210]	 <div>165032023210000000</div>
33.	Supplemental Health Care Exhibit (Parts 1 and 2) [Document Identifier 216]	 <div>165032023216000000</div>
34.	Cybersecurity and Identity Theft Insurance Coverage Supplement [Document Identifier 550]	 <div>165032023550000000</div>
35.	Life, Health & Annuity Guaranty Association Assessable Premium Exhibit - Parts 1 and 2 [Document Identifier 290]	 <div>165032023290000000</div>
36.	Private Flood Insurance Supplement [Document Identifier 560]	 <div>165032023560000000</div>
37.	Will the Mortgage Guaranty Insurance Exhibit [Document Identifier 565]	 <div>165032023565000000</div>
38.	Management’s Report of Internal Control Over Financial Reporting [Document Identifier 223]	 <div>165032023223000000</div>



**NONE**



SUPPLEMENT FOR THE YEAR 2023 OF THE Safe Auto Value Insurance Company

**MARKET CONDUCT ANNUAL STATEMENT (MCAS) PREMIUM EXHIBIT FOR YEAR**

For The Year Ended December 31, 2023  
(To Be Filed by March 1)

**FOR THE STATE OF:**

NAIC Group Code      0008

NAIC Company Code      16503

MCAS LINE OF BUSINESS	MCAS Reportable Premium/Considerations (Yes/No)
1. Disability Income .....	
2. Health .....	
3. Homeowners .....	
4. Individual Annuity .....	
5. Individual Life .....	
6. Lender-Placed Home and Auto .....	
7. Long-Term Care .....	
8. Other Health .....	
9. Private Flood .....	
10. Private Passenger Auto .....	
11. Short-Term Limited Duration Health Plans .....	
12. Travel	