

ANNUAL STATEMENT  
FOR THE YEAR ENDING DECEMBER 31, 2023  
OF THE CONDITION AND AFFAIRS OF THE

UDC OHIO, INC.

(Name)

NAIC Group Code 00549 , 00549 NAIC Company Code 52022 Employer's ID Number 74-2609036  
(Current Period) (Prior Period)

Organized under the Laws of Ohio , State of Domicile or Port of Entry Ohio

Country of Domicile United States

Licensed as business type: Life, Accident & Health [ ] Property/Casualty [ ] Hospital, Medical & Dental Service or Indemnity [ ]  
Dental Service Corporation [ ] Vision Service Corporation [ ] Health Maintenance Organization [ ]  
Other [ X ] Is HMO, Federally Qualified? Yes [ ] No [ ]

Incorporated/Organized 04/20/1990 Commenced Business 05/17/1990

Statutory Home Office 4400 Easton Commons Way, Suite 125 , Columbus, OH, US 43219  
(Street and Number) (City or Town, State, Country and Zip Code)

Main Administrative Office 96 Worcester Street  
(Street and Number)  
Wellesley Hills, MA, US 02481 781-446-1514  
(City or Town, State, Country and Zip Code) (Area Code) (Telephone Number)

Mail Address 96 Worcester Street Wellesley Hills, MA, US 02481  
(Street and Number or P.O. Box) (City or Town, State, Country and Zip Code)

Primary Location of Books and Records 96 Worcester Street  
(Street and Number)  
Wellesley Hills, MA, US 02481 781-446-1514  
(City or Town, State, Country and Zip Code) (Area Code) (Telephone Number) (Extension)

Internet Web Site Address N/A

Statutory Statement Contact Janelle Randall 781-446-1514  
(Name) (Area Code) (Telephone Number) (Extension)  
state.filings@sunlife.com 781-237-0707  
(E-Mail Address) (Fax Number)

OFFICERS

Name	Title	Name	Title
DAVID L. RILEY	PRESIDENT	COLLEEN LOUISE KALLAS	SECRETARY
JAY M RONCK #	TREASURER	MEI LI #	ACTUARY

OTHER OFFICERS

DIRECTORS OR TRUSTEES

DAVID L. RILEY

State of Missouri  
County of Jackson

ss

The officers of this reporting entity being duly sworn, each depose and say that they are the described officers of said reporting entity, and that on the reporting period stated above, all of the herein described assets were the absolute property of the said reporting entity, free and clear from any liens or claims thereon, except as herein stated, and that this statement, together with related exhibits, schedules and explanations therein contained, annexed or referred to, is a full and true statement of all the assets and liabilities and of the condition and affairs of the said reporting entity as of the reporting period stated above, and of its income and deductions therefrom for the period ended, and have been completed in accordance with the NAIC Annual Statement Instructions and Accounting Practices and Procedures manual except to the extent that: (1) state law may differ; or, (2) that state rules or regulations require differences in reporting not related to accounting practices and procedures, according to the best of their information, knowledge and belief, respectively. Furthermore, the scope of this attestation by the described officers also includes the related corresponding electronic filing with the NAIC, when required, that is an exact copy (except for formatting differences due to electronic filing) of the enclosed statement. The electronic filing may be requested by various regulators in lieu of or in addition to the enclosed statement.

David L Riley

DAVID L. RILEY  
PRESIDENT

COLLEEN LOUISE KALLAS

COLLEEN LOUISE KALLAS  
SECRETARY

Jay M Ronck

JAY M RONCK  
TREASURER

Subscribed and sworn to before me this 25th day of January, 2024

Patricia Ann Jones, Notary Public  
April 28, 2027

State of Texas, County of Harris

Subscribed and sworn to before me this 26th day of January, 2024  
by Jay M. Ronck.

Jamal Jones 12/29/2024

Electronically signed and notarized online using the Proof platform




State of Texas, County of El Paso

Subscribed and sworn to before me this 30th day of January, 2024  
by David L. Riley.

Leonel Maldonado

a. Is this an original filing? Yes [ X ] No [ ]  
b. If no:

1. State the amendment number  
2. Date filed  
3. Number of pages attached



SUMMARY INVESTMENT SCHEDULE

Investment Categories	Gross Investment Holdings		Admitted Assets as Reported in the Annual Statement			
	1	2	3	4	5	6
	Amount	Percentage of Column 1 Line 13	Amount	Securities Lending Reinvested Collateral Amount	Total (Col. 3+4) Amount	Percentage of Column 5 Line 13
1. Long-Term Bonds (Schedule D, Part 1):						
1.01 U.S. governments .....	219,667	26.180	219,667		219,667	26.180
1.02 All other governments .....	0	0.000			0	0.000
1.03 U.S. states, territories and possessions, etc. guaranteed .....	0	0.000			0	0.000
1.04 U.S. political subdivisions of states, territories, and possessions, guaranteed .....	0	0.000			0	0.000
1.05 U.S. special revenue and special assessment obligations, etc. non-guaranteed .....	0	0.000			0	0.000
1.06 Industrial and miscellaneous .....	0	0.000			0	0.000
1.07 Hybrid securities .....	0	0.000			0	0.000
1.08 Parent, subsidiaries and affiliates .....	0	0.000			0	0.000
1.09 SVO identified funds .....	0	0.000			0	0.000
1.10 Unaffiliated bank loans .....	0	0.000			0	0.000
1.11 Unaffiliated certificates of deposit .....	0	0.000			0	0.000
1.12 Total long-term bonds .....	219,667	26.180	219,667	0	219,667	26.180
2. Preferred stocks (Schedule D, Part 2, Section 1):						
2.01 Industrial and miscellaneous (Unaffiliated) .....	0	0.000			0	0.000
2.02 Parent, subsidiaries and affiliates .....	0	0.000			0	0.000
2.03 Total preferred stocks .....	0	0.000	0	0	0	0.000
3. Common stocks (Schedule D, Part 2, Section 2):						
3.01 Industrial and miscellaneous Publicly traded (Unaffiliated) .....	0	0.000			0	0.000
3.02 Industrial and miscellaneous Other (Unaffiliated) .....	0	0.000			0	0.000
3.03 Parent, subsidiaries and affiliates Publicly traded .....	0	0.000			0	0.000
3.04 Parent, subsidiaries and affiliates Other .....	0	0.000			0	0.000
3.05 Mutual funds .....	0	0.000			0	0.000
3.06 Unit investment trusts .....	0	0.000			0	0.000
3.07 Closed-end funds .....	0	0.000			0	0.000
3.08 Exchange traded funds .....	0	0.000			0	0.000
3.09 Total common stocks .....	0	0.000	0	0	0	0.000
4. Mortgage loans (Schedule B):						
4.01 Farm mortgages .....	0	0.000			0	0.000
4.02 Residential mortgages .....	0	0.000			0	0.000
4.03 Commercial mortgages .....	0	0.000			0	0.000
4.04 Mezzanine real estate loans .....	0	0.000			0	0.000
4.05 Total valuation allowance .....	0	0.000			0	0.000
4.06 Total mortgage loans .....	0	0.000	0	0	0	0.000
5. Real estate (Schedule A):						
5.01 Properties occupied by company .....	0	0.000	0		0	0.000
5.02 Properties held for production of income .....	0	0.000	0		0	0.000
5.03 Properties held for sale .....	0	0.000	0		0	0.000
5.04 Total real estate .....	0	0.000	0	0	0	0.000
6. Cash, cash equivalents and short-term investments:						
6.01 Cash (Schedule E, Part 1) .....	619,401	73.820	619,401		619,401	73.820
6.02 Cash equivalents (Schedule E, Part 2) .....	0	0.000	0		0	0.000
6.03 Short-term investments (Schedule DA) .....	0	0.000	0		0	0.000
6.04 Total cash, cash equivalents and short-term investments .....	619,401	73.820	619,401	0	619,401	73.820
7. Contract loans .....	0	0.000	0		0	0.000
8. Derivatives (Schedule DB) .....	0	0.000	0		0	0.000
9. Other invested assets (Schedule BA) .....	0	0.000	0		0	0.000
10. Receivables for securities .....	0	0.000	0		0	0.000
11. Securities Lending (Schedule DL, Part 1) .....	0	0.000	0	XXX	XXX	XXX
12. Other invested assets (Page 2, Line 11) .....	0	0.000	0		0	0.000
13. Total invested assets	839,068	100.000	839,068	0	839,068	100.000

SCHEDULE A – VERIFICATION BETWEEN YEARS

Real Estate

1.	Book/adjusted carrying value, December 31 of prior year.....	0
2.	Cost of acquired:	
2.1	Actual cost at time of acquisition (Part 2, Column 6).....	0
2.2	Additional investment made after acquisition (Part 2, Column 9).....	0
3.	Current year change in encumbrances:	
3.1	Totals, Part 1, Column 13.....	0
3.2	Totals, Part 3, Column 11.....	0
4.	Total gain (loss) on disposals, Part 3, Column 18.....	0
5.	Deduct amounts received on disposals, Part 3, Column 15.....	0
6.	Total foreign exchange change in book/adjusted carrying value.....	
6.1	Totals, Part 1, Column 15.....	0
6.2	Totals, Part 3, Column 13.....	0
7.	Deduct current year's other-than-temporary impairment recognized:	
7.1	Totals, Part 1, Column 12.....	0
7.2	Totals, Part 3, Column 10.....	0
8.	Deduct current year's depreciation:	
8.1	Totals, Part 1, Column 11.....	0
8.2	Totals, Part 3, Column 9.....	0
9.	Book/adjusted carrying value at the end of current period (Lines 1+2+3+4-5+6-7-8).....	0
10.	Deduct total nonadmitted amounts .....	
11.	Statement value at end of current period (Line 9 minus Line 10).....	0

SCHEDULE B – VERIFICATION BETWEEN YEARS

Mortgage Loans

1.	Book value/recorded investment excluding accrued interest, December 31 of prior year.....	0
2.	Cost of acquired:	
2.1	Actual cost at time of acquisition (Part 2, Column 7).....	0
2.2	Additional investment made after acquisition (Part 2, Column 8) .....	0
3.	Capitalized deferred interest and other:	
3.1	Totals, Part 1, Column 12.....	0
3.2	Totals, Part 3, Column 11 .....	0
4.	Accrual of discount.....	
5.	Unrealized valuation increase/(decrease):	
5.1	Totals, Part 1, Column 9 .....	0
5.2	Totals, Part 3, Column 8 .....	0
6.	Total gain (loss) on disposals, Part 3, Column 18.....	0
7.	Deduct amounts received on disposals, Part 3, Column 15.....	0
8.	Deduct amortization of premium and mortgage interest points and commitment fees.....	
9.	Total foreign exchange change in book value/recorded investment excluding accrued interest:	
9.1	Totals, Part 1, Column 13 .....	0
9.2	Totals, Part 3, Column 13 .....	0
10.	Deduct current year's other-than-temporary impairment recognized:	
10.1	Totals, Part 1, Column 11 .....	0
10.2	Totals, Part 3, Column 10 .....	0
11.	Book value/recorded investment excluding accrued interest at end of current period (Lines 1+2+3+4+5+6-7-8+9-10).....	0
12.	Total valuation allowance.....	
13.	Subtotal (Line 11 plus Line 12).....	0
14.	Deduct total nonadmitted amounts.....	
15.	Statement value of mortgages owned at end of current period (Line 13 minus Line 14).....	0

SCHEDULE BA – VERIFICATION BETWEEN YEARS

Other Long-Term Invested Assets

1.	Book/adjusted carrying value, December 31 of prior year.....	0
2.	Cost of acquired:	
2.1	Actual cost at time of acquisition (Part 2, Column 8) .....	0
2.2	Additional investment made after acquisition (Part 2, Column 9) .....	0
3.	Capitalized deferred interest and other:	
3.1	Totals, Part 1, Column 16.....	0
3.2	Totals, Part 3, Column 12.....	0
4.	Accrual of discount.....	
5.	Unrealized valuation increase/(decrease):	
5.1	Totals, Part 1, Column 13 .....	0
5.2	Totals, Part 3, Column 9 .....	0
6.	Total gain (loss) on disposals, Part 3, Column 19.....	0
7.	Deduct amounts received on disposals, Part 3, Column 16.....	0
8.	Deduct amortization of premium and depreciation.....	
9.	Total foreign exchange change in book/adjusted carrying value:	
9.1	Totals, Part 1, Column 17.....	0
9.2	Totals, Part 3, Column 14.....	0
10.	Deduct current year's other-than-temporary impairment recognized:	
10.1	Totals, Part 1, Column 15 .....	0
10.2	Totals, Part 3, Column 11.....	0
11.	Book/adjusted carrying value at end of current period (Lines 1+2+3+4+5+6-7-8+9-10).....	0
12.	Deduct total nonadmitted amounts.....	
13.	Statement value at end of current period (Line 11 minus Line 12).....	0

NONE

SCHEDULE D – VERIFICATION BETWEEN YEARS

Bonds and Stocks

1.	Book/adjusted carrying value, December 31 of prior year.....	219,408
2.	Cost of bonds and stocks acquired, Part 3, Column 7.....	0
3.	Accrual of discount.....	259
4.	Unrealized valuation increase/(decrease):	
4.1	Part 1, Column 12.....	0
4.2	Part 2, Section 1, Column 15.....	0
4.3	Part 2, Section 2, Column 13.....	0
4.4	Part 4, Column 11.....	0
5.	Total gain (loss) on disposals, Part 4, Column 19.....	0
6.	Deduction consideration for bonds and stocks disposed of, Part 4, Column 7.....	0
7.	Deduct amortization of premium.....	0
8.	Total foreign exchange change in book/adjusted carrying value:	
8.1	Part 1, Column 15.....	0
8.2	Part 2, Section 1, Column 19.....	0
8.3	Part 2, Section 2, Column 16.....	0
8.4	Part 4, Column 15.....	0
9.	Deduct current year's other-than-temporary impairment recognized:	
9.1	Part 1, Column 14.....	0
9.2	Part 2, Section 1, Column 17.....	0
9.3	Part 2, Section 2, Column 14.....	0
9.4	Part 4, Column 13.....	0
10.	Total investment income recognized as a result of prepayment penalties and/or acceleration fees, Note 5Q, Line (2).....	0
11.	Book/adjusted carrying value at end of current period (Lines 1+2+3+4+5-6-7+8-9+10).....	219,667
12.	Deduct total nonadmitted amounts.....	
13.	Statement value at end of current period (Line 11 minus Line 12).....	219,667

SCHEDULE D - SUMMARY BY COUNTRY

Long-Term Bonds and Stocks OWNED December 31 of Current Year					
Description		1 Book/Adjusted Carrying Value	2 Fair Value	3 Actual Cost	4 Par Value of Bonds
BONDS					
Governments (including all obligations guaranteed by governments)	1. United States .....	219,667	210,440	219,733	220,000
	2. Canada .....				
	3. Other Countries .....				
	4. Totals	219,667	210,440	219,733	220,000
U.S. States, Territories and Possessions (direct and guaranteed)	5. Totals	0	0	0	0
U.S. Political Subdivisions of States, Territories and Possessions (direct and guaranteed)	6. Totals	0	0	0	0
U.S. Special Revenue and Special Assessment Obligations and all Non-Guaranteed Obligations of Agencies and Authorities of Governments and their Political Subdivisions	7. Totals	0	0	0	0
Industrial and Miscellaneous, SVO Identified Funds, Unaffiliated Bank Loans, Unaffiliated Certificates of Deposit and Hybrid Securities (unaffiliated)	8. United States .....				
	9. Canada .....				
	10. Other Countries .....				
	11. Totals	0	0	0	0
Parent, Subsidiaries and Affiliates	12. Totals	0	0	0	0
	13. Total Bonds	219,667	210,440	219,733	220,000
PREFERRED STOCKS					
Industrial and Miscellaneous (unaffiliated)	14. United States .....				
	15. Canada .....				
	16. Other Countries .....				
	17. Totals	0	0	0	
Parent, Subsidiaries and Affiliates	18. Totals	0	0	0	
	19. Total Preferred Stocks	0	0	0	
COMMON STOCKS					
Industrial and Miscellaneous (unaffiliated), Mutual Funds, Unit Investment Trusts, Closed- End Funds and Exchange Traded Funds	20. United States .....				
	21. Canada .....				
	22. Other Countries .....				
	23. Totals	0	0	0	
Parent, Subsidiaries and Affiliates	24. Totals	0	0	0	
	25. Total Common Stocks	0	0	0	
	26. Total Stocks	0	0	0	
	27. Total Bonds and Stocks	219,667	210,440	219,733	

ANNUAL STATEMENT FOR THE YEAR 2023 OF THE UDC OHIO, INC.

SCHEDULE D - PART 1A - SECTION 1

Quality and Maturity Distribution of All Bonds Owned December 31, at Book/Adjusted Carrying Values by Major Types of Issues and NAIC Designations

NAIC Designation	1 1 Year or Less	2 Over 1 Year Through 5 Years	3 Over 5 Years Through 10 Years	4 Over 10 Years Through 20 Years	5 Over 20 Years	6 No Maturity Date	7 Total Current Year	8 Col. 7 as a % of Line 12.7	9 Total from Col. 7 Prior Year	10 % From Col. 8 Prior Year	11 Total Publicly Traded	12 Total Privately Placed (a)
1. U.S. Governments												
1.1 NAIC 1	154,767	64,900				XXX	219,667	100.0	219,408	100.0	219,667	
1.2 NAIC 2						XXX	0	0.0	0	0.0		
1.3 NAIC 3						XXX	0	0.0	0	0.0		
1.4 NAIC 4						XXX	0	0.0	0	0.0		
1.5 NAIC 5						XXX	0	0.0	0	0.0		
1.6 NAIC 6						XXX	0	0.0	0	0.0		
1.7 Totals	154,767	64,900	0	0	0	XXX	219,667	100.0	219,408	100.0	219,667	0
2. All Other Governments												
2.1 NAIC 1						XXX	0	0.0	0	0.0		
2.2 NAIC 2						XXX	0	0.0	0	0.0		
2.3 NAIC 3						XXX	0	0.0	0	0.0		
2.4 NAIC 4						XXX	0	0.0	0	0.0		
2.5 NAIC 5						XXX	0	0.0	0	0.0		
2.6 NAIC 6						XXX	0	0.0	0	0.0		
2.7 Totals	0	0	0	0	0	XXX	0	0.0	0	0.0	0	0
3. U.S. States, Territories and Possessions, etc., Guaranteed												
3.1 NAIC 1						XXX	0	0.0	0	0.0		
3.2 NAIC 2						XXX	0	0.0	0	0.0		
3.3 NAIC 3						XXX	0	0.0	0	0.0		
3.4 NAIC 4						XXX	0	0.0	0	0.0		
3.5 NAIC 5						XXX	0	0.0	0	0.0		
3.6 NAIC 6						XXX	0	0.0	0	0.0		
3.7 Totals	0	0	0	0	0	XXX	0	0.0	0	0.0	0	0
4. U.S. Political Subdivisions of States, Territories and Possessions, Guaranteed												
4.1 NAIC 1						XXX	0	0.0	0	0.0		
4.2 NAIC 2						XXX	0	0.0	0	0.0		
4.3 NAIC 3						XXX	0	0.0	0	0.0		
4.4 NAIC 4						XXX	0	0.0	0	0.0		
4.5 NAIC 5						XXX	0	0.0	0	0.0		
4.6 NAIC 6						XXX	0	0.0	0	0.0		
4.7 Totals	0	0	0	0	0	XXX	0	0.0	0	0.0	0	0
5. U.S. Special Revenue & Special Assessment Obligations, etc., Non-Guaranteed												
5.1 NAIC 1						XXX	0	0.0	0	0.0		
5.2 NAIC 2						XXX	0	0.0	0	0.0		
5.3 NAIC 3						XXX	0	0.0	0	0.0		
5.4 NAIC 4						XXX	0	0.0	0	0.0		
5.5 NAIC 5						XXX	0	0.0	0	0.0		
5.6 NAIC 6						XXX	0	0.0	0	0.0		
5.7 Totals	0	0	0	0	0	XXX	0	0.0	0	0.0	0	0

ANNUAL STATEMENT FOR THE YEAR 2023 OF THE UDC OHIO, INC.

SCHEDULE D - PART 1A - SECTION 1 (Continued)

Quality and Maturity Distribution of All Bonds Owned December 31, at Book/Adjusted Carrying Values by Major Types of Issues and NAIC Designations

NAIC Designation	1 1 Year or Less	2 Over 1 Year Through 5 Years	3 Over 5 Years Through 10 Years	4 Over 10 Years Through 20 Years	5 Over 20 Years	6 No Maturity Date	7 Total Current Year	8 Col. 7 as a % of Line 12.7	9 Total from Col. 7 Prior Year	10 % From Col. 8 Prior Year	11 Total Publicly Traded	12 Total Privately Placed (a)
6. Industrial and Miscellaneous (unaffiliated)												
6.1 NAIC 1 .....						XXX	0	0.0	0	0.0		
6.2 NAIC 2 .....						XXX	0	0.0	0	0.0		
6.3 NAIC 3 .....						XXX	0	0.0	0	0.0		
6.4 NAIC 4 .....						XXX	0	0.0	0	0.0		
6.5 NAIC 5 .....						XXX	0	0.0	0	0.0		
6.6 NAIC 6 .....						XXX	0	0.0	0	0.0		
6.7 Totals	0	0	0	0	0	XXX	0	0.0	0	0.0	0	0
7. Hybrid Securities												
7.1 NAIC 1 .....						XXX	0	0.0	0	0.0		
7.2 NAIC 2 .....						XXX	0	0.0	0	0.0		
7.3 NAIC 3 .....						XXX	0	0.0	0	0.0		
7.4 NAIC 4 .....						XXX	0	0.0	0	0.0		
7.5 NAIC 5 .....						XXX	0	0.0	0	0.0		
7.6 NAIC 6 .....						XXX	0	0.0	0	0.0		
7.7 Totals	0	0	0	0	0	XXX	0	0.0	0	0.0	0	0
8. Parent, Subsidiaries and Affiliates												
8.1 NAIC 1 .....						XXX	0	0.0	0	0.0		
8.2 NAIC 2 .....						XXX	0	0.0	0	0.0		
8.3 NAIC 3 .....						XXX	0	0.0	0	0.0		
8.4 NAIC 4 .....						XXX	0	0.0	0	0.0		
8.5 NAIC 5 .....						XXX	0	0.0	0	0.0		
8.6 NAIC 6 .....						XXX	0	0.0	0	0.0		
8.7 Totals	0	0	0	0	0	XXX	0	0.0	0	0.0	0	0
9. SVO Identified Funds												
9.1 NAIC 1 .....	XXX	XXX	XXX	XXX	XXX		0	0.0	0	0.0		
9.2 NAIC 2 .....	XXX	XXX	XXX	XXX	XXX		0	0.0	0	0.0		
9.3 NAIC 3 .....	XXX	XXX	XXX	XXX	XXX		0	0.0	0	0.0		
9.4 NAIC 4 .....	XXX	XXX	XXX	XXX	XXX		0	0.0	0	0.0		
9.5 NAIC 5 .....	XXX	XXX	XXX	XXX	XXX		0	0.0	0	0.0		
9.6 NAIC 6 .....	XXX	XXX	XXX	XXX	XXX		0	0.0	0	0.0		
9.7 Totals	XXX	XXX	XXX	XXX	XXX	0	0	0.0	0	0.0	0	0
10. Unaffiliated Bank Loans												
10.1 NAIC 1 .....						XXX	0	0.0	0	0.0		
10.2 NAIC 2 .....						XXX	0	0.0	0	0.0		
10.3 NAIC 3 .....						XXX	0	0.0	0	0.0		
10.4 NAIC 4 .....						XXX	0	0.0	0	0.0		
10.5 NAIC 5 .....						XXX	0	0.0	0	0.0		
10.6 NAIC 6 .....						XXX	0	0.0	0	0.0		
10.7 Totals	0	0	0	0	0	XXX	0	0.0	0	0.0	0	0
11. Unaffiliated Certificates of Deposit												
11.1 NAIC 1 .....						XXX	0	0.0	0	0.0		
11.2 NAIC 2 .....						XXX	0	0.0	0	0.0		
11.3 NAIC 3 .....						XXX	0	0.0	0	0.0		
11.4 NAIC 4 .....						XXX	0	0.0	0	0.0		
11.5 NAIC 5 .....						XXX	0	0.0	0	0.0		
11.6 NAIC 6 .....						XXX	0	0.0	0	0.0		
11.7 Totals	0	0	0	0	0	XXX	0	0.0	0	0.0	0	0

ANNUAL STATEMENT FOR THE YEAR 2023 OF THE UDC OHIO, INC.

SCHEDULE D - PART 1A - SECTION 1 (Continued)

Quality and Maturity Distribution of All Bonds Owned December 31, at Book/Adjusted Carrying Values by Major Types of Issues and NAIC Designations

NAIC Designation	1 1 Year or Less	2 Over 1 Year Through 5 Years	3 Over 5 Years Through 10 Years	4 Over 10 Years Through 20 Years	5 Over 20 Years	6 No Maturity Date	7 Total Current Year	8 Col. 7 as a % of Line 12.7	9 Total from Col. 7 Prior Year	10 % From Col. 8 Prior Year	11 Total Publicly Traded	12 Total Privately Placed (a)
12. Total Bonds Current Year												
12.1 NAIC 1	(d) 154,767	64,900	0	0	0	0	219,667	100.0	XXX	XXX	219,667	0
12.2 NAIC 2	(d) 0	0	0	0	0	0	0	0.0	XXX	XXX	0	0
12.3 NAIC 3	(d) 0	0	0	0	0	0	0	0.0	XXX	XXX	0	0
12.4 NAIC 4	(d) 0	0	0	0	0	0	0	0.0	XXX	XXX	0	0
12.5 NAIC 5	(d) 0	0	0	0	0	0	0	0.0	XXX	XXX	0	0
12.6 NAIC 6	(d) 0	0	0	0	0	0	0	0.0	XXX	XXX	0	0
12.7 Totals	154,767	64,900	0	0	0	0	(b) 219,667	100.0	XXX	XXX	219,667	0
12.8 Line 12.7 as a % of Col. 7	70.5	29.5	0.0	0.0	0.0	0.0	100.0	XXX	XXX	XXX	100.0	0.0
13. Total Bonds Prior Year												
13.1 NAIC 1	0	219,408	0	0	0	0	XXX	XXX	219,408	100.0	219,408	0
13.2 NAIC 2	0	0	0	0	0	0	XXX	XXX	0	0.0	0	0
13.3 NAIC 3	0	0	0	0	0	0	XXX	XXX	0	0.0	0	0
13.4 NAIC 4	0	0	0	0	0	0	XXX	XXX	0	0.0	0	0
13.5 NAIC 5	0	0	0	0	0	0	XXX	XXX	(c) 0	0.0	0	0
13.6 NAIC 6	0	0	0	0	0	0	XXX	XXX	(c) 0	0.0	0	0
13.7 Totals	0	219,408	0	0	0	0	XXX	XXX	(b) 219,408	100.0	219,408	0
13.8 Line 13.7 as a % of Col. 9	0.0	100.0	0.0	0.0	0.0	0.0	XXX	XXX	100.0	XXX	100.0	0.0
14. Total Publicly Traded Bonds												
14.1 NAIC 1	154,767	64,900					219,667	100.0	219,408	100.0	219,667	XXX
14.2 NAIC 2							0	0.0	0	0.0	0	XXX
14.3 NAIC 3							0	0.0	0	0.0	0	XXX
14.4 NAIC 4							0	0.0	0	0.0	0	XXX
14.5 NAIC 5							0	0.0	0	0.0	0	XXX
14.6 NAIC 6							0	0.0	0	0.0	0	XXX
14.7 Totals	154,767	64,900	0	0	0	0	219,667	100.0	219,408	100.0	219,667	XXX
14.8 Line 14.7 as a % of Col. 7	70.5	29.5	0.0	0.0	0.0	0.0	100.0	XXX	XXX	XXX	100.0	XXX
14.9 Line 14.7 as a % of Line 12.7, Col. 7, Section 12	70.5	29.5	0.0	0.0	0.0	0.0	100.0	XXX	XXX	XXX	100.0	XXX
15. Total Privately Placed Bonds												
15.1 NAIC 1							0	0.0	0	0.0	XXX	0
15.2 NAIC 2							0	0.0	0	0.0	XXX	0
15.3 NAIC 3							0	0.0	0	0.0	XXX	0
15.4 NAIC 4							0	0.0	0	0.0	XXX	0
15.5 NAIC 5							0	0.0	0	0.0	XXX	0
15.6 NAIC 6							0	0.0	0	0.0	XXX	0
15.7 Totals	0	0	0	0	0	0	0	0.0	0	0.0	XXX	0
15.8 Line 15.7 as a % of Col. 7	0.0	0.0	0.0	0.0	0.0	0.0	0.0	XXX	XXX	XXX	XXX	0.0
15.9 Line 15.7 as a % of Line 12.7, Col. 7, Section 12	0.0	0.0	0.0	0.0	0.0	0.0	0.0	XXX	XXX	XXX	XXX	0.0

(a) Includes \$ \_\_\_\_\_ freely tradable under SEC Rule 144 or qualified for resale under SEC Rule 144A.

(b) Includes \$ \_\_\_\_\_ current year of bonds with Z designations, and\$ \_\_\_\_\_ prior year of bonds with Z designations. The letter "Z" means the NAIC designation was not assigned by the Securities Valuation Office (SVO) at the date of the statement.

(c) Includes \$ \_\_\_\_\_ current year, \$ \_\_\_\_\_ prior year of bonds with 5GI designations and \$ \_\_\_\_\_ current year, \$ \_\_\_\_\_ prior year of bonds with 6\* designations. "5GI" means the NAIC designation was assigned by the SVO in reliance on the insurer's certification that the issuer is current in all principal and interest payments. "6\*" means the NAIC designation was assigned by the SVO due to inadequate certification of principal and interest payments.

(d) Includes the following amount of short-term and cash equivalent bonds by NAIC designation: NAIC 1\$ \_\_\_\_\_; NAIC 2 \$ \_\_\_\_\_; NAIC 3 \$ \_\_\_\_\_; NAIC 4 \$ \_\_\_\_\_; NAIC 5 \$ \_\_\_\_\_; NAIC 6 \$ \_\_\_\_\_.



ANNUAL STATEMENT FOR THE YEAR 2023 OF THE UDC OHIO, INC.

SCHEDULE D - PART 1A - SECTION 2

Maturity Distribution of All Bonds Owned December 31, At Book/Adjusted Carrying Values by Major Type and Subtype of Issues

Distribution by Type	1	2	3	4	5	6	7	8	9	10	11	12
	1 Year or Less	Over 1 Year Through 5 Years	Over 5 Years Through 10 Years	Over 10 Years Through 20 Years	Over 20 Years	No Maturity Date	Total Current Year	Col. 7 as a % of Line 12.09	Total from Col. 7 Prior Year	% From Col. 8 Prior Year	Total Publicly Traded	Total Privately Placed
1. U.S. Governments												
1.01 Issuer Obligations	154,767	64,900				XXX	219,667	100.0	219,408	100.0	219,667	
1.02 Residential Mortgage-Backed Securities						XXX	0	0.0	0	0.0		
1.03 Commercial Mortgage-Backed Securities						XXX	0	0.0	0	0.0		
1.04 Other Loan-Backed and Structured Securities						XXX	0	0.0	0	0.0		
1.05 Totals	154,767	64,900	0	0	0	XXX	219,667	100.0	219,408	100.0	219,667	0
2. All Other Governments												
2.01 Issuer Obligations						XXX	0	0.0	0	0.0		
2.02 Residential Mortgage-Backed Securities						XXX	0	0.0	0	0.0		
2.03 Commercial Mortgage-Backed Securities						XXX	0	0.0	0	0.0		
2.04 Other Loan-Backed and Structured Securities						XXX	0	0.0	0	0.0		
2.05 Totals	0	0	0	0	0	XXX	0	0.0	0	0.0	0	0
3. U.S. States, Territories and Possessions, Guaranteed												
3.01 Issuer Obligations						XXX	0	0.0	0	0.0		
3.02 Residential Mortgage-Backed Securities						XXX	0	0.0	0	0.0		
3.03 Commercial Mortgage-Backed Securities						XXX	0	0.0	0	0.0		
3.04 Other Loan-Backed and Structured Securities						XXX	0	0.0	0	0.0		
3.05 Totals	0	0	0	0	0	XXX	0	0.0	0	0.0	0	0
4. U.S. Political Subdivisions of States, Territories and Possessions, Guaranteed												
4.01 Issuer Obligations						XXX	0	0.0	0	0.0		
4.02 Residential Mortgage-Backed Securities						XXX	0	0.0	0	0.0		
4.03 Commercial Mortgage-Backed Securities						XXX	0	0.0	0	0.0		
4.04 Other Loan-Backed and Structured Securities						XXX	0	0.0	0	0.0		
4.05 Totals	0	0	0	0	0	XXX	0	0.0	0	0.0	0	0
5. U.S. Special Revenue & Special Assessment Obligations, etc., Non-Guaranteed												
5.01 Issuer Obligations						XXX	0	0.0	0	0.0		
5.02 Residential Mortgage-Backed Securities						XXX	0	0.0	0	0.0		
5.03 Commercial Mortgage-Backed Securities						XXX	0	0.0	0	0.0		
5.04 Other Loan-Backed and Structured Securities						XXX	0	0.0	0	0.0		
5.05 Totals	0	0	0	0	0	XXX	0	0.0	0	0.0	0	0
6. Industrial and Miscellaneous												
6.01 Issuer Obligations						XXX	0	0.0	0	0.0		
6.02 Residential Mortgage-Backed Securities						XXX	0	0.0	0	0.0		
6.03 Commercial Mortgage-Backed Securities						XXX	0	0.0	0	0.0		
6.04 Other Loan-Backed and Structured Securities						XXX	0	0.0	0	0.0		
6.05 Totals	0	0	0	0	0	XXX	0	0.0	0	0.0	0	0
7. Hybrid Securities												
7.01 Issuer Obligations						XXX	0	0.0	0	0.0		
7.02 Residential Mortgage-Backed Securities						XXX	0	0.0	0	0.0		
7.03 Commercial Mortgage-Backed Securities						XXX	0	0.0	0	0.0		
7.04 Other Loan-Backed and Structured Securities						XXX	0	0.0	0	0.0		
7.05 Totals	0	0	0	0	0	XXX	0	0.0	0	0.0	0	0
8. Parent, Subsidiaries and Affiliates												
8.01 Issuer Obligations						XXX	0	0.0	0	0.0		
8.02 Residential Mortgage-Backed Securities						XXX	0	0.0	0	0.0		
8.03 Commercial Mortgage-Backed Securities						XXX	0	0.0	0	0.0		
8.04 Other Loan-Backed and Structured Securities						XXX	0	0.0	0	0.0		
8.05 Affiliated Bank Loans – Issued						XXX	0	0.0	0	0.0		
8.06 Affiliated Bank Loans – Acquired						XXX	0	0.0	0	0.0		
8.07 Totals	0	0	0	0	0	XXX	0	0.0	0	0.0	0	0

ANNUAL STATEMENT FOR THE YEAR 2023 OF THE UDC OHIO, INC.

SCHEDULE D - PART 1A - SECTION 2 (Continued)

Maturity Distribution of All Bonds Owned December 31, at Book/Adjusted Carrying Values by Major Type and Subtype of Issues

	1	2	3	4	5	6	7	8	9	10	11	12
Distribution by Type	1 Year or Less	Over 1 Year Through 5 Years	Over 5 Years Through 10 Years	Over 10 Years Through 20 Years	Over 20 Years	No Maturity Date	Total Current Year	Col. 7 as a % of Line 12.09	Total from Col. 7 Prior Year	% From Col. 8 Prior Year	Total Publicly Traded	Total Privately Placed
9. SVO Identified Funds												
9.01 Exchange Traded Funds Identified by the SVO	XXX	XXX	XXX	XXX	XXX		0	0.0	0	0.0		
10. Unaffiliated Bank Loans												
10.01 Bank Loans - Issued.....						XXX	0	0.0	0	0.0		
10.02 Bank Loans – Acquired.....						XXX	0	0.0	0	0.0		
10.03 Totals	0	0	0	0	0	XXX	0	0.0	0	0.0	0	0
11. Unaffiliated Certificates of Deposit												
11.01 Totals						XXX	0	0.0	0	0.0		
12. Total Bonds Current Year												
12.01 Issuer Obligations.....	154,767	64,900	0	0	0	XXX	219,667	100.0	XXX	XXX	219,667	0
12.02 Residential Mortgage-Backed Securities.....	0	0	0	0	0	XXX	0	0.0	XXX	XXX	0	0
12.03 Commercial Mortgage-Backed Securities.....	0	0	0	0	0	XXX	0	0.0	XXX	XXX	0	0
12.04 Other Loan-Backed and Structured Securities.....	0	0	0	0	0	XXX	0	0.0	XXX	XXX	0	0
12.05 SVO Identified Funds.....	XXX	XXX	XXX	XXX	XXX	0	0	0.0	XXX	XXX	0	0
12.06 Affiliated Bank Loans.....	0	0	0	0	0	XXX	0	0.0	XXX	XXX	0	0
12.07 Unaffiliated Bank Loans.....	0	0	0	0	0	XXX	0	0.0	XXX	XXX	0	0
12.08 Unaffiliated Certificates of Deposit.....	0	0	0	0	0	XXX	0	0.0	XXX	XXX	0	0
12.09 Totals.....	154,767	64,900	0	0	0	0	219,667	100.0	XXX	XXX	219,667	0
12.10 Lines 12.09 as a % Col. 7	70.5	29.5	0.0	0.0	0.0	0.0	100.0	XXX	XXX	XXX	100.0	0.0
13. Total Bonds Prior Year												
13.01 Issuer Obligations.....	0	219,408	0	0	0	XXX	XXX	XXX	219,408	100.0	219,408	0
13.02 Residential Mortgage-Backed Securities.....	0	0	0	0	0	XXX	XXX	XXX	0	0.0	0	0
13.03 Commercial Mortgage-Backed Securities.....	0	0	0	0	0	XXX	XXX	XXX	0	0.0	0	0
13.04 Other Loan-Backed and Structured Securities.....	0	0	0	0	0	XXX	XXX	XXX	0	0.0	0	0
13.05 SVO Identified Funds.....	XXX	XXX	XXX	XXX	XXX	0	XXX	XXX	0	0.0	0	0
13.06 Affiliated Bank Loans.....	0	0	0	0	0	XXX	XXX	XXX	0	0.0	0	0
13.07 Unaffiliated Bank Loans.....	0	0	0	0	0	XXX	XXX	XXX	0	0.0	0	0
13.08 Unaffiliated Certificates of Deposit.....	0	0	0	0	0	XXX	XXX	XXX	0	0.0	0	0
13.09 Totals.....	0	219,408	0	0	0	0	XXX	XXX	219,408	100.0	219,408	0
13.10 Line 13.09 as a % of Col. 9	0.0	100.0	0.0	0.0	0.0	0.0	XXX	XXX	100.0	XXX	100.0	0.0
14. Total Publicly Traded Bonds												
14.01 Issuer Obligations.....	154,767	64,900				XXX	219,667	100.0	219,408	100.0	219,667	XXX
14.02 Residential Mortgage-Backed Securities.....						XXX	0	0.0	0	0.0	0	XXX
14.03 Commercial Mortgage-Backed Securities.....						XXX	0	0.0	0	0.0	0	XXX
14.04 Other Loan-Backed and Structured Securities.....						XXX	0	0.0	0	0.0	0	XXX
14.05 SVO Identified Funds.....	XXX	XXX	XXX	XXX	XXX	0	0	0.0	0	0.0	0	XXX
14.06 Affiliated Bank Loans.....						XXX	0	0.0	0	0.0	0	XXX
14.07 Unaffiliated Bank Loans.....						XXX	0	0.0	0	0.0	0	XXX
14.08 Unaffiliated Certificates of Deposit.....						XXX	0	0.0	0	0.0	0	XXX
14.09 Totals.....	154,767	64,900	0	0	0	0	219,667	100.0	219,408	100.0	219,667	XXX
14.10 Line 14.09 as a % of Col. 7	70.5	29.5	0.0	0.0	0.0	0.0	100.0	XXX	XXX	XXX	100.0	XXX
14.11 Line 14.09 as a % of Line 12.09, Col. 7, Section 12	70.5	29.5	0.0	0.0	0.0	0.0	100.0	XXX	XXX	XXX	100.0	XXX
15. Total Privately Placed Bonds												
15.01 Issuer Obligations.....						XXX	0	0.0	0	0.0	XXX	0
15.02 Residential Mortgage-Backed Securities.....						XXX	0	0.0	0	0.0	XXX	0
15.03 Commercial Mortgage-Backed Securities.....						XXX	0	0.0	0	0.0	XXX	0
15.04 Other Loan-Backed and Structured Securities.....						XXX	0	0.0	0	0.0	XXX	0
15.05 SVO Identified Funds.....	XXX	XXX	XXX	XXX	XXX	0	0	0.0	0	0.0	XXX	0
15.06 Affiliated Bank Loans.....						XXX	0	0.0	0	0.0	XXX	0
15.07 Unaffiliated Bank Loans.....						XXX	0	0.0	0	0.0	XXX	0
15.08 Unaffiliated Certificates of Deposit.....						XXX	0	0.0	0	0.0	XXX	0
15.09 Totals.....	0	0	0	0	0	0	0	0.0	0	0.0	XXX	0
15.10 Line 15.09 as a % of Col. 7	0.0	0.0	0.0	0.0	0.0	0.0	0.0	XXX	XXX	XXX	XXX	0.0
15.11 Line 15.09 as a % of Line 12.09, Col. 7, Section 12	0.0	0.0	0.0	0.0	0.0	0.0	0.0	XXX	XXX	XXX	XXX	0.0

Schedule DA - Verification Between Yrs  
**NONE**

Schedule DB - Part A - Verification  
**NONE**

Schedule DB - Part B - Verification  
**NONE**

Schedule DB - Part C - Section 1  
**NONE**

Schedule DB - Part C - Section 2  
**NONE**

Schedule DB - Verification  
**NONE**

Schedule E - Part 2 - Verification Between Yrs  
**NONE**

Schedule A - Part 1  
**NONE**

Schedule A - Part 2  
**NONE**

Schedule A - Part 3  
**NONE**

Schedule B - Part 1  
**NONE**

Schedule B - Part 2

NONE

Schedule B - Part 3

NONE

Schedule BA - Part 1

NONE

Schedule BA - Part 2

NONE

Schedule BA - Part 3

NONE

# ANNUAL STATEMENT FOR THE YEAR 2023 OF THE UDC OHIO, INC.

## SCHEDULE D - PART 1

Showing All Long-Term **BONDS** Owned December 31 of Current Year

[illegible]

1.

[illegible]

Schedule D - Part 2 - Section 1

NONE

Schedule D - Part 2 - Section 2

NONE

Schedule D - Part 3

NONE

Schedule D - Part 4

NONE

Schedule D - Part 5

NONE

Schedule D - Part 6 - Section 1

NONE

Schedule D - Part 6 - Section 2

NONE

Schedule DA - Part 1

NONE

Schedule DB - Part A - Section 1

NONE

Schedule DB - Part A - Section 2

NONE

Schedule DB - Part B - Section 1

NONE

Schedule DB - Part B - Section 2

NONE

Schedule DB - Part D - Section 1

NONE

Schedule DB - Part D - Section 2

NONE

Schedule DB - Part E

NONE

Schedule DL - Part 1

NONE

Schedule DL - Part 2

NONE







SCHEDULE E - PART 3 - SPECIAL DEPOSITS

States, etc.	1	2	Deposits For the Benefit of All Policyholders		All Other Special Deposits	
	Type of Deposits	Purpose of Deposits	3 Book/Adjusted Carrying Value	4 Fair Value	5 Book/Adjusted Carrying Value	6 Fair Value
1. Alabama .....	AL					
2. Alaska .....	AK					
3. Arizona .....	AZ					
4. Arkansas .....	AR					
5. California .....	CA					
6. Colorado .....	CO					
7. Connecticut .....	CT					
8. Delaware .....	DE					
9. District of Columbia .....	DC					
10. Florida .....	FL					
11. Georgia .....	GA					
12. Hawaii .....	HI					
13. Idaho .....	ID					
14. Illinois .....	IL					
15. Indiana .....	IN					
16. Iowa .....	IA					
17. Kansas .....	KS					
18. Kentucky .....	KY	B Multiple			64,903	63,078
19. Louisiana .....	LA					
20. Maine .....	ME					
21. Maryland .....	MD					
22. Massachusetts .....	MA					
23. Michigan .....	MI					
24. Minnesota .....	MN					
25. Mississippi .....	MS					
26. Missouri .....	MO					
27. Montana .....	MT					
28. Nebraska .....	NE					
29. Nevada .....	NV					
30. New Hampshire .....	NH					
31. New Jersey .....	NJ					
32. New Mexico .....	NM					
33. New York .....	NY					
34. North Carolina .....	NC					
35. North Dakota .....	ND					
36. Ohio .....	OH	B State deposit	154,765	147,362		
37. Oklahoma .....	OK					
38. Oregon .....	OR					
39. Pennsylvania .....	PA					
40. Rhode Island .....	RI					
41. South Carolina .....	SC					
42. South Dakota .....	SD					
43. Tennessee .....	TN					
44. Texas .....	TX					
45. Utah .....	UT					
46. Vermont .....	VT					
47. Virginia .....	VA					
48. Washington .....	WA					
49. West Virginia .....	WV					
50. Wisconsin .....	WI					
51. Wyoming .....	WY					
52. American Samoa .....	AS					
53. Guam .....	GU					
54. Puerto Rico .....	PR					
55. U.S. Virgin Islands .....	VI					
56. Northern Mariana Islands .....	MP					
57. Canada .....	CAN					
58. Aggregate Alien and Other .....	OT	XXX	0	0	0	0
59. Total	XXX	XXX	154,765	147,362	64,903	63,078
DETAILS OF WRITE-INS						
5801.						
5802.						
5803.						
5898. Sum of remaining write-ins for Line 58 from overflow page	XXX	XXX	0	0	0	0
5899. Totals (Lines 5801 - 5803 + 5898) (Line 58 above)	XXX	XXX	0	0	0	0