



HEALTH QUARTERLY STATEMENT

AS OF SEPTEMBER 30, 2023
OF THE CONDITION AND AFFAIRS OF THE

Humana Health Plan of Ohio, Inc.

NAIC Group Code01190119NAIC Company Code95348Employer's ID Number31-1154200
(Current)(Prior)

Organized under the Laws ofOhio, State of Domicile or Port of EntryOH

Country of DomicileUnited States of America

Licensed as business type:Health Maintenance Organization

Is HMO Federally Qualified? Yes [X] No []

Incorporated/Organized08/19/1985Commenced Business01/01/1986

Statutory Home Office4400 Easton Commons Way Suite 125Columbus, OH, US 43219
(Street and Number)(City or Town, State, Country and Zip Code)

Main Administrative Office500 West Main StreetLouisville, KY, US 40202513-784-5320
(Street and Number)(City or Town, State, Country and Zip Code)(Area Code) (Telephone Number)

Mail AddressP.O. Box 740036Louisville, KY, US 40201-7436
(Street and Number or P.O. Box)(City or Town, State, Country and Zip Code)

Primary Location of Books and Records500 West Main StreetLouisville, KY, US 40202513-784-5320
(Street and Number)(City or Town, State, Country and Zip Code)(Area Code) (Telephone Number)

Internet Website Addresswww.humana.com

Statutory Statement ContactAmanda Nethery502-580-1624
(Name)(Area Code) (Telephone Number)
DOIINQUIRIES@humana.com502-580-2099
(E-mail Address)(FAX Number)

OFFICERS

President & CEOBruce Dale BroussardChief Financial OfficerSusan Marie Diamond

VP, Associate General Counsel & Corporate SecretaryJoseph Matthew RuschellSVP, Chief ActuaryVanessa Marie Olson

OTHER

John Edward Barger III, SVP, Medicaid President	Courtney Danielle Durall, Assistant Corporate Secretary & Director, ESG Strategy	Douglas Allen Edwards, SVP, Enterprise Associate & Business Solutions
Daniel Kevin Feld #, Associate VP, Tax	John-Paul William Felter, SVP, Chief Accounting Officer & Controller	Jeremy Leon Gaskill, VP, Medicare Regional President
Leann Moren Hutchinson, VP, Group Business Operations	John Stephen Littig #, SVP, EG Medical	Robert Martin Marcoux Jr., VP & Treasurer
Sean Joseph O'Reilly, SVP, Chief Compliance Officer	William Mark Preston, VP, Investments	George Renaudin II, President, Medicare & Medicaid
Frederick William Roth #, VP, Medicare Supplement	Leah Sonnenschein Schraudenbach #, SVP, Chief Risk Officer	Michael Poul Tilton, SVP, Specialty & Retiree Solutions
Ralph Martin Wilson, Vice President		

DIRECTORS OR TRUSTEES

Bruce Dale Broussard	George Renaudin II	Joseph Matthew Ruschell
----------------------	--------------------	-------------------------

State ofKentuckySS:

County ofJefferson

The officers of this reporting entity being duly sworn, each depose and say that they are the described officers of said reporting entity, and that on the reporting period stated above, all of the herein described assets were the absolute property of the said reporting entity, free and clear from any liens or claims thereon, except as herein stated, and that this statement, together with related exhibits, schedules and explanations therein contained, annexed or referred to, is a full and true statement of all the assets and liabilities and of the condition and affairs of the said reporting entity as of the reporting period stated above, and of its income and deductions therefrom for the period ended, and have been completed in accordance with the NAIC Annual Statement Instructions and Accounting Practices and Procedures manual except to the extent that: (1) state law may differ; or, (2) that state rules or regulations require differences in reporting not related to accounting practices and procedures, according to the best of their information, knowledge and belief, respectively. Furthermore, the scope of this attestation by the described officers also includes the related corresponding electronic filing with the NAIC, when required, that is an exact copy (except for formatting differences due to electronic filing) of the enclosed statement. The electronic filing may be requested by various regulators in lieu of or in addition to the enclosed statement.

Bruce Dale Broussard President & CEO	Joseph Matthew Ruschell VP, Associate General Counsel & Corporate Secretary	Robert Martin Marcoux, Jr. VP & Treasurer
---	--	--

Subscribed and sworn to before me this8thday ofNovember, 2023

a. Is this an original filing?Yes [X] No []
b. If no,
1. State the amendment number.....
2. Date filed
3. Number of pages attached.....

Julia Wentworth
Notary Public
January 10, 2025

STATEMENT AS OF SEPTEMBER 30, 2023 OF THE Humana Health Plan of Ohio Inc.

ASSETS

	Current Statement Date			4 December 31 Prior Year Net Admitted Assets
	1 Assets	2 Nonadmitted Assets	3 Net Admitted Assets (Cols. 1 - 2)	
1. Bonds	57,039,338	0	57,039,338	43,483,215
2. Stocks:				
2.1 Preferred stocks	0	0	0	0
2.2 Common stocks	0	0	0	0
3. Mortgage loans on real estate:				
3.1 First liens	0	0	0	0
3.2 Other than first liens.....	0	0	0	0
4. Real estate:				
4.1 Properties occupied by the company (less \$0 encumbrances)	0	0	0	0
4.2 Properties held for the production of income (less \$0 encumbrances)	0	0	0	0
4.3 Properties held for sale (less \$0 encumbrances)	0	0	0	0
5. Cash (\$6,158,451), cash equivalents (\$128,796,793) and short-term investments (\$0)	134,955,243	0	134,955,243	18,053,015
6. Contract loans (including \$0 premium notes)	0	0	0	0
7. Derivatives	0	0	0	0
8. Other invested assets	0	0	0	0
9. Receivables for securities	0	0	0	0
10. Securities lending reinvested collateral assets	0	0	0	0
11. Aggregate write-ins for invested assets	0	0	0	0
12. Subtotals, cash and invested assets (Lines 1 to 11)	191,994,581	0	191,994,581	61,536,229
13. Title plants less \$0 charged off (for Title insurers only)	0	0	0	0
14. Investment income due and accrued	325,302	0	325,302	212,897
15. Premiums and considerations:				
15.1 Uncollected premiums and agents' balances in the course of collection	38,110,230	17,158	38,093,072	39,449
15.2 Deferred premiums, agents' balances and installments booked but deferred and not yet due (including \$0 earned but unbilled premiums)	0	0	0	0
15.3 Accrued retrospective premiums (\$426,269) and contracts subject to redetermination (\$4,029,359)	4,455,628	0	4,455,628	2,044,765
16. Reinsurance:				
16.1 Amounts recoverable from reinsurers	0	0	0	0
16.2 Funds held by or deposited with reinsured companies	0	0	0	0
16.3 Other amounts receivable under reinsurance contracts	0	0	0	0
17. Amounts receivable relating to uninsured plans	212,662	10,784	201,878	459,275
18.1 Current federal and foreign income tax recoverable and interest thereon	2,236,114	0	2,236,114	679,762
18.2 Net deferred tax asset	7,862,859	4,747,534	3,115,325	3,115,325
19. Guaranty funds receivable or on deposit	0	0	0	0
20. Electronic data processing equipment and software	0	0	0	0
21. Furniture and equipment, including health care delivery assets (\$0)	0	0	0	0
22. Net adjustment in assets and liabilities due to foreign exchange rates	0	0	0	0
23. Receivables from parent, subsidiaries and affiliates	0	0	0	15,464,343
24. Health care (\$6,818,995) and other amounts receivable	7,706,343	683,575	7,022,768	5,865,239
25. Aggregate write-ins for other than invested assets	2,822,783	2,774,952	47,831	30,047,831
26. Total assets excluding Separate Accounts, Segregated Accounts and Protected Cell Accounts (Lines 12 to 25)	255,726,502	8,234,002	247,492,500	119,465,117
27. From Separate Accounts, Segregated Accounts and Protected Cell Accounts	0	0	0	0
28. Total (Lines 26 and 27)	255,726,502	8,234,002	247,492,500	119,465,117
DETAILS OF WRITE-INS				
1101.	0	0	0	0
1102.				
1103.				
1198. Summary of remaining write-ins for Line 11 from overflow page	0	0	0	0
1199. Totals (Lines 1101 through 1103 plus 1198)(Line 11 above)	0	0	0	0
2501. Prepaid Expenses	1,073,346	1,073,346	0	0
2502. Prepaid Commissions	861,606	861,606	0	0
2503. Deposits	840,000	840,000	0	0
2598. Summary of remaining write-ins for Line 25 from overflow page	47,831	0	47,831	30,047,831
2599. Totals (Lines 2501 through 2503 plus 2598)(Line 25 above)	2,822,783	2,774,952	47,831	30,047,831

LIABILITIES, CAPITAL AND SURPLUS

	Current Period			Prior Year
	1 Covered	2 Uncovered	3 Total	4 Total
1. Claims unpaid (less \$0 reinsurance ceded)	85,624,710	6,176,674	91,801,384	21,926,739
2. Accrued medical incentive pool and bonus amounts	2,970,715	0	2,970,715	3,538,278
3. Unpaid claims adjustment expenses	615,918	0	615,918	162,647
4. Aggregate health policy reserves, including the liability of \$0 for medical loss ratio rebate per the Public Health Service Act	36,511,796	0	36,511,796	36,473,133
5. Aggregate life policy reserves	0	0	0	0
6. Property/casualty unearned premium reserve	0	0	0	0
7. Aggregate health claim reserves	56,323	0	56,323	56,323
8. Premiums received in advance	18,454,637	0	18,454,637	2,232,393
9. General expenses due or accrued	10,506,812	0	10,506,812	1,981,506
10.1 Current federal and foreign income tax payable and interest thereon (including \$0 on realized gains (losses))	0	0	0	0
10.2 Net deferred tax liability	0	0	0	0
11. Ceded reinsurance premiums payable	0	0	0	0
12. Amounts withheld or retained for the account of others.....	0	0	0	0
13. Remittances and items not allocated	31,944	0	31,944	145,044
14. Borrowed money (including \$0 current) and interest thereon \$0 (including \$0 current)	0	0	0	0
15. Amounts due to parent, subsidiaries and affiliates	19,548,021	0	19,548,021	0
16. Derivatives	0	0	0	0
17. Payable for securities	0	0	0	22,007
18. Payable for securities lending	0	0	0	0
19. Funds held under reinsurance treaties (with \$0 authorized reinsurers, \$0 unauthorized reinsurers and \$0 certified reinsurers).....	0	0	0	0
20. Reinsurance in unauthorized and certified (\$0) companies	0	0	0	0
21. Net adjustments in assets and liabilities due to foreign exchange rates	0	0	0	0
22. Liability for amounts held under uninsured plans	4,124,282	0	4,124,282	1,948,842
23. Aggregate write-ins for other liabilities (including \$7,808 current)	2,377,030	0	2,377,030	45,654
24. Total liabilities (Lines 1 to 23)	180,822,187	6,176,674	186,998,861	68,532,567
25. Aggregate write-ins for special surplus funds	XXX	XXX	0	0
26. Common capital stock	XXX	XXX	1,000	1,000
27. Preferred capital stock	XXX	XXX	0	0
28. Gross paid in and contributed surplus	XXX	XXX	135,223,747	105,223,747
29. Surplus notes	XXX	XXX	0	0
30. Aggregate write-ins for other than special surplus funds	XXX	XXX	0	0
31. Unassigned funds (surplus)	XXX	XXX	(74,731,109)	(54,292,197)
32. Less treasury stock, at cost:				
32.10 shares common (value included in Line 26 \$0)	XXX	XXX	0	0
32.20 shares preferred (value included in Line 27 \$0)	XXX	XXX	0	0
33. Total capital and surplus (Lines 25 to 31 minus Line 32)	XXX	XXX	60,493,638	50,932,550
34. Total liabilities, capital and surplus (Lines 24 and 33)	XXX	XXX	247,492,500	119,465,117
DETAILS OF WRITE-INS				
2301. Premium Payable	2,291,797	0	2,291,797	26,023
2302. OPM Contract Reserves	54,896	0	54,896	0
2303. Unclaimed Property	30,337	0	30,337	19,631
2398. Summary of remaining write-ins for Line 23 from overflow page	0	0	0	0
2399. Totals (Lines 2301 through 2303 plus 2398)(Line 23 above)	2,377,030	0	2,377,030	45,654
2501.	XXX	XXX	0	0
2502.	XXX	XXX		
2503.	XXX	XXX		
2598. Summary of remaining write-ins for Line 25 from overflow page	XXX	XXX	0	0
2599. Totals (Lines 2501 through 2503 plus 2598)(Line 25 above)	XXX	XXX	0	0
3001.	XXX	XXX	0	0
3002.	XXX	XXX		
3003.	XXX	XXX		
3098. Summary of remaining write-ins for Line 30 from overflow page	XXX	XXX	0	0
3099. Totals (Lines 3001 through 3003 plus 3098)(Line 30 above)	XXX	XXX	0	0

STATEMENT OF REVENUE AND EXPENSES

	Current Year To Date		Prior Year To Date	Prior Year Ended December 31
	1 Uncovered	2 Total	3 Total	4 Total
1. Member Months	XXX	943,443	294,818	392,652
2. Net premium income (including \$0 non-health premium income).....	XXX	561,774,041	191,959,233	253,229,582
3. Change in unearned premium reserves and reserve for rate credits.....	XXX	0	0	0
4. Fee-for-service (net of \$0 medical expenses)	XXX	0	0	0
5. Risk revenue	XXX	0	0	0
6. Aggregate write-ins for other health care related revenues	XXX	0	0	0
7. Aggregate write-ins for other non-health revenues	XXX	0	(246,893)	(246,893)
8. Total revenues (Lines 2 to 7)	XXX	561,774,041	191,712,340	252,982,689
Hospital and Medical:				
9. Hospital/medical benefits	32,735,418	422,481,880	120,813,622	163,463,921
10. Other professional services	39,234	506,354	559,898	734,034
11. Outside referrals	0	0	0	0
12. Emergency room and out-of-area	1,380,093	17,811,415	5,159,591	6,801,235
13. Prescription drugs	1,818,405	23,468,249	22,362,683	29,342,214
14. Aggregate write-ins for other hospital and medical	0	0	0	0
15. Incentive pool, withhold adjustments and bonus amounts	0	436,224	2,418,343	3,248,106
16. Subtotal (Lines 9 to 15)	35,973,150	464,704,123	151,314,136	203,589,510
Less:				
17. Net reinsurance recoveries	0	0	0	0
18. Total hospital and medical (Lines 16 minus 17)	35,973,150	464,704,123	151,314,136	203,589,510
19. Non-health claims (net)	0	0	0	0
20. Claims adjustment expenses, including \$25,087,366 cost containment expenses	0	29,620,665	6,213,089	8,465,221
21. General administrative expenses	0	94,972,272	21,146,693	29,556,038
22. Increase in reserves for life and accident and health contracts (including \$0 increase in reserves for life only) .	0	0	0	35,307,588
23. Total underwriting deductions (Lines 18 through 22).....	35,973,150	589,297,060	178,673,919	276,918,357
24. Net underwriting gain or (loss) (Lines 8 minus 23)	XXX	(27,523,019)	13,038,421	(23,935,669)
25. Net investment income earned	0	4,794,153	800,969	1,365,640
26. Net realized capital gains (losses) less capital gains tax of \$ (13,716)	0	(51,600)	(127,045)	(389,580)
27. Net investment gains (losses) (Lines 25 plus 26)	0	4,742,554	673,924	976,059
28. Net gain or (loss) from agents' or premium balances charged off [(amount recovered \$0) (amount charged off \$0)].....	0	0	0	0
29. Aggregate write-ins for other income or expenses	0	2	1	1
30. Net income or (loss) after capital gains tax and before all other federal income taxes (Lines 24 plus 27 plus 28 plus 29)	XXX	(22,780,463)	13,712,346	(22,959,608)
31. Federal and foreign income taxes incurred	XXX	(3,203,851)	3,242,315	2,632,341
32. Net income (loss) (Lines 30 minus 31)	XXX	(19,576,613)	10,470,031	(25,591,950)
DETAILS OF WRITE-INS				
0601.	XXX			
0602.	XXX			
0603.	XXX			
0698. Summary of remaining write-ins for Line 6 from overflow page	XXX	0	0	0
0699. Totals (Lines 0601 through 0603 plus 0698)(Line 6 above)	XXX	0	0	0
0701. Loss on Disposal	XXX	0	(246,893)	(246,893)
0702.	XXX			
0703.	XXX			
0798. Summary of remaining write-ins for Line 7 from overflow page	XXX	0	0	0
0799. Totals (Lines 0701 through 0703 plus 0798)(Line 7 above)	XXX	0	(246,893)	(246,893)
1401.				
1402.				
1403.				
1498. Summary of remaining write-ins for Line 14 from overflow page	0	0	0	0
1499. Totals (Lines 1401 through 1403 plus 1498)(Line 14 above)	0	0	0	0
2901. Miscellaneous Income	0	2	1	1
2902.				
2903.				
2998. Summary of remaining write-ins for Line 29 from overflow page	0	0	0	0
2999. Totals (Lines 2901 through 2903 plus 2998)(Line 29 above)	0	2	1	1

STATEMENT OF REVENUE AND EXPENSES (Continued)

	1 Current Year to Date	2 Prior Year to Date	3 Prior Year Ended December 31
CAPITAL AND SURPLUS ACCOUNT			
33. Capital and surplus prior reporting year.....	50,932,550	43,831,499	43,831,499
34. Net income or (loss) from Line 32	(19,576,613)	10,470,031	(25,591,950)
35. Change in valuation basis of aggregate policy and claim reserves	0	0	0
36. Change in net unrealized capital gains (losses) less capital gains tax of \$0	0	0	0
37. Change in net unrealized foreign exchange capital gain or (loss)	0	0	0
38. Change in net deferred income tax	0	0	7,367,683
39. Change in nonadmitted assets	(862,299)	(316,842)	(4,674,682)
40. Change in unauthorized and certified reinsurance	0	0	0
41. Change in treasury stock	0	0	0
42. Change in surplus notes	0	0	0
43. Cumulative effect of changes in accounting principles.....	0	0	0
44. Capital Changes:			
44.1 Paid in	0	0	0
44.2 Transferred from surplus (Stock Dividend).....	0	0	0
44.3 Transferred to surplus.....	0	0	0
45. Surplus adjustments:			
45.1 Paid in	30,000,000	0	30,000,000
45.2 Transferred to capital (Stock Dividend)	0	0	0
45.3 Transferred from capital	0	0	0
46. Dividends to stockholders	0	0	0
47. Aggregate write-ins for gains or (losses) in surplus	0	0	0
48. Net change in capital & surplus (Lines 34 to 47)	9,561,088	10,153,189	7,101,051
49. Capital and surplus end of reporting period (Line 33 plus 48)	60,493,638	53,984,688	50,932,550
DETAILS OF WRITE-INS			
4701.	0	0	0
4702.			
4703.			
4798. Summary of remaining write-ins for Line 47 from overflow page	0	0	0
4799. Totals (Lines 4701 through 4703 plus 4798)(Line 47 above)	0	0	0

CASH FLOW

	1 Current Year To Date	2 Prior Year To Date	3 Prior Year Ended December 31
Cash from Operations			
1. Premiums collected net of reinsurance	539,861,085	197,281,131	250,190,127
2. Net investment income	4,789,399	778,590	1,329,954
3. Miscellaneous income	0	(246,893)	(246,893)
4. Total (Lines 1 to 3)	544,650,484	197,812,828	251,273,187
5. Benefit and loss related payments	397,091,071	152,735,277	204,780,348
6. Net transfers to Separate Accounts, Segregated Accounts and Protected Cell Accounts	0	0	0
7. Commissions, expenses paid and aggregate write-ins for deductions	113,423,284	24,036,230	36,632,403
8. Dividends paid to policyholders	0	0	0
9. Federal and foreign income taxes paid (recovered) net of \$ (83,270) tax on capital gains (losses)	(1,661,215)	2,170,255	1,713,175
10. Total (Lines 5 through 9)	508,853,140	178,941,762	243,125,927
11. Net cash from operations (Line 4 minus Line 10)	35,797,344	18,871,066	8,147,261
Cash from Investments			
12. Proceeds from investments sold, matured or repaid:			
12.1 Bonds	4,600,655	13,363,503	15,661,539
12.2 Stocks	0	0	0
12.3 Mortgage loans	0	0	0
12.4 Real estate	0	0	0
12.5 Other invested assets	0	0	0
12.6 Net gains or (losses) on cash, cash equivalents and short-term investments	0	0	0
12.7 Miscellaneous proceeds	0	50,000	22,007
12.8 Total investment proceeds (Lines 12.1 to 12.7)	4,600,655	13,413,503	15,683,546
13. Cost of investments acquired (long-term only):			
13.1 Bonds	18,329,744	21,743,651	23,636,253
13.2 Stocks	0	0	0
13.3 Mortgage loans	0	0	0
13.4 Real estate	0	0	0
13.5 Other invested assets	0	0	0
13.6 Miscellaneous applications	22,007	0	0
13.7 Total investments acquired (Lines 13.1 to 13.6)	18,351,751	21,743,651	23,636,253
14. Net increase (or decrease) in contract loans and premium notes	0	0	0
15. Net cash from investments (Line 12.8 minus Line 13.7 and Line 14)	(13,751,096)	(8,330,147)	(7,952,707)
Cash from Financing and Miscellaneous Sources			
16. Cash provided (applied):			
16.1 Surplus notes, capital notes	0	0	0
16.2 Capital and paid in surplus, less treasury stock	30,000,000	0	30,000,000
16.3 Borrowed funds	0	0	0
16.4 Net deposits on deposit-type contracts and other insurance liabilities	0	0	0
16.5 Dividends to stockholders	0	0	0
16.6 Other cash provided (applied)	64,855,981	(520,695)	(29,408,113)
17. Net cash from financing and miscellaneous sources (Line 16.1 through Line 16.4 minus Line 16.5 plus Line 16.6)	94,855,981	(520,695)	591,887
RECONCILIATION OF CASH, CASH EQUIVALENTS AND SHORT-TERM INVESTMENTS			
18. Net change in cash, cash equivalents and short-term investments (Line 11, plus Lines 15 and 17) .	116,902,228	10,020,223	786,441
19. Cash, cash equivalents and short-term investments:			
19.1 Beginning of year	18,053,015	17,266,574	17,266,574
19.2 End of period (Line 18 plus Line 19.1)	134,955,243	27,286,797	18,053,015

Note: Supplemental disclosures of cash flow information for non-cash transactions:

--	--	--	--

EXHIBIT OF PREMIUMS, ENROLLMENT AND UTILIZATION

	1	Comprehensive (Hospital & Medical)		4	5	6	7	8	9	10	11	12	13	14
		2	3											
	Total	Individual	Group	Medicare Supplement	Vision Only	Dental Only	Federal Employees Health Benefits Plan	Title XVIII Medicare	Title XIX Medicaid	Credit A&H	Disability Income	Long-Term Care	Other Health	Other Non-Health
Total Members at end of:														
1. Prior Year	32,626	0	23,815	0	0	0	181	8,630	0	0	0	0	0	0
2. First Quarter	108,151	0	21,875	0	0	0	194	9,841	76,241	0	0	0	0	0
3. Second Quarter	115,989	0	20,920	0	0	0	208	10,224	84,637	0	0	0	0	0
4. Third Quarter	126,451	0	18,278	0	0	0	225	11,203	96,745	0	0	0	0	0
5. Current Year	0	0	0	0	0	0	0	0	0	0	0	0	0	0
6. Current Year Member Months	943,443	0	186,302	0	0	0	1,857	91,398	663,886	0	0	0	0	0
Total Member Ambulatory Encounters for Period:														
7. Physician	968,008	0	110,322	0	0	0	1,283	183,725	672,678	0	0	0	0	0
8. Non-Physician	388,468	0	41,369	0	0	0	506	96,361	250,232	0	0	0	0	0
9. Total	1,356,476	0	151,691	0	0	0	1,789	280,086	922,910	0	0	0	0	0
10. Hospital Patient Days Incurred	124,747	0	4,065	0	0	0	8	22,363	98,311	0	0	0	0	0
11. Number of Inpatient Admissions	10,527	0	583	0	0	0	3	2,398	7,543	0	0	0	0	0
12. Health Premiums Written (a)	561,774,041	(4,322)	93,154,928	0	0	0	1,176,372	112,324,337	355,122,726	0	0	0	0	0
13. Life Premiums Direct	0	0	0	0	0	0	0	0	0	0	0	0	0	0
14. Property/Casualty Premiums Written	0	0	0	0	0	0	0	0	0	0	0	0	0	0
15. Health Premiums Earned.....	561,774,041	(4,322)	93,154,928	0	0	0	1,176,372	112,324,337	355,122,726	0	0	0	0	0
16. Property/Casualty Premiums Earned	0	0	0	0	0	0	0	0	0	0	0	0	0	0
17. Amount Paid for Provision of Health Care Services.....	396,373,201	(14,519)	76,629,974	0	0	0	853,578	93,127,394	225,776,773	0	0	0	0	0
18. Amount Incurred for Provision of Health Care Services	464,704,123	(10,308)	76,122,236	0	0	0	902,767	93,313,778	294,375,651	0	0	0	0	0

(a) For health premiums written: amount of Medicare Title XVIII exempt from state taxes or fees \$ 112,324,337

CLAIMS UNPAID AND INCENTIVE POOL, WITHHOLD AND BONUS (Reported and Unreported)

UNDERWRITING AND INVESTMENT EXHIBIT

ANALYSIS OF CLAIMS UNPAID - PRIOR YEAR - NET OF REINSURANCE

Line of Business	Claims Paid Year to Date		Liability End of Current Quarter		5 Claims Incurred in Prior Years (Columns 1 + 3)	6 Estimated Claim Reserve and Claim Liability December 31 of Prior Year
	1 On Claims Incurred Prior to January 1 of Current Year	2 On Claims Incurred During the Year	3 On Claims Unpaid Dec. 31 of Prior Year	4 On Claims Incurred During the Year		
1. Comprehensive (hospital and medical) individual	(14,519)	0	0	0	(14,519)	0
2. Comprehensive (hospital and medical) group	7,600,198	69,029,776	454,201	10,002,379	8,054,400	11,109,262
3. Medicare Supplement	0	0	0	0	0	0
4. Dental Only	0	0	0	0	0	0
5. Vision Only	0	0	0	0	0	0
6. Federal Employees Health Benefits Plan	(57,004)	910,583	6,829	184,695	(50,175)	105,174
7. Title XVIII - Medicare	5,386,356	86,737,251	1,381,624	11,223,655	6,767,980	10,768,627
8. Title XIX - Medicaid	0	225,776,773	0	68,604,323	0	0
9. Credit A&H	0	0	0	0	0	0
10. Disability Income	0	0	0	0	0	0
11. Long-term care	0	0	0	0	0	0
12. Other health	0	0	0	0	0	0
13. Health subtotal (Lines 1 to 12)	12,915,031	382,454,382	1,842,655	90,015,052	14,757,685	21,983,062
14. Health care receivables (a)	(4,923)	6,899,437	0	0	(4,923)	5,918,355
15. Other non-health	0	0	0	0	0	0
16. Medical incentive pools and bonus amounts	1,003,788	0	1,865,696	1,105,019	2,869,483	3,538,278
17. Totals (Lines 13 - 14 + 15 + 16)	13,923,742	375,554,945	3,708,350	91,120,071	17,632,092	19,602,986

(a) Excludes \$ 608,056 loans or advances to providers not yet expensed.

NOTES TO THE FINANCIAL STATEMENTS

1. Summary of Significant Accounting Policies and Going Concern

A. Accounting Practices

The financial statements of the Company are presented on the basis of accounting practices prescribed or permitted by the Ohio Department of Insurance.

In February 2023, Humana announced the planned exit from the Employer Group Commercial Medical Products business, which includes all fully insured, self-funded and Federal Employee Health Benefit medical plans, as well as associated wellness and rewards programs. No other Humana health plan offerings are materially affected. Following a strategic review, Humana determined the Employer Group Commercial Medical Products business was no longer positioned to sustainably meet the needs of commercial members over the long term or support Humana’s long-term strategic plans. The exit from this line of business will be phased over the 18 to 24 months following the February 2023 announcement.

The Ohio Department of Insurance (the Department) recognizes only statutory accounting practices prescribed or permitted by the State of Ohio for determining and reporting the financial condition and results of operations of an insurance company, for determining its solvency under the Ohio Insurance Law. The National Association of Insurance Commissioners’ (NAIC) Accounting Practices and Procedures manual (NAIC SSAP) has been adopted as a component of prescribed or permitted practices by the State of Ohio. The Commissioner of Insurance has the right to permit other specific practices that deviate from prescribed practices. No deviations from the Codification currently exist.

A reconciliation of the Company’s net income and capital and surplus between NAIC SSAP and practices prescribed and permitted by the State of Ohio is shown below:

	SSAP #	F/S Page	F/S Line #	2023	2022
Net Loss					
1. Humana Health Plan of Ohio, Inc. Ohio basis	xxx	xxx	xxx	\$ (19,576,613)	\$ (25,591,950)
2. State Prescribed Practices that is an increase/(decrease) NAIC SSAP				-	-
3. State Permitted Practices that is an increase/(decrease) NAIC SSAP				-	-
4. NAIC SSAP	xxx	xxx	xxx	\$ (19,576,613)	\$ (25,591,950)
Surplus					
5. Humana Health Plan of Ohio, Inc. Ohio basis	xxx	xxx	xxx	\$ 60,493,638	\$ 50,932,550
6. State Prescribed Practices that is an increase/(decrease) NAIC SSAP				-	-
7. State Permitted Practices that is an increase/(decrease) NAIC SSAP				-	-
8. NAIC SSAP	xxx	xxx	xxx	\$ 60,493,638	\$ 50,932,550

B. Use of Estimates in the Preparation of the Financial Statements

The preparation of financial statements in conformity with Statutory Accounting Principles requires management to make estimates and assumptions that affect the reported amounts of assets and liabilities. It also requires disclosure of contingent assets and liabilities at the date of the financial statements and the reported amounts of revenue and expenses during the period. These estimates are based on knowledge of current events and anticipated future events, and accordingly, actual results could differ from those estimates.

C. Accounting Policy

Premiums are reported as earned in the period in which members are entitled to receive services, and are net of retroactive membership adjustments. Retroactive membership adjustments result from enrollment changes not yet processed, or not yet reported by an employer group or the government. Premiums received prior to such period are recorded as advance premiums.

Benefits incurred and loss adjustment expenses include claim payments, capitation payments, pharmacy costs net of rebates, allocations of certain centralized expenses, legal and administrative costs to settle claims, and various other costs incurred to provide health insurance coverage to members, as well as estimates of future payments to hospitals and others for medical care provided prior to the date of the statements of admitted assets, liabilities and surplus. Capitation payments represent monthly contractual fees disbursed to participating primary care physicians, and other providers who are responsible for providing medical care to members. Pharmacy costs represent payments for members’ prescription drug benefits, net of rebates from drug manufacturers.

In addition, the Company uses the following accounting policies:

- (1) Short-term investments include investments mainly in U.S. Government obligations with a maturity of twelve months or less from the date of purchase. Short-term investments are recorded at amortized cost. The carrying value of short-term investments approximates fair value due to the short-term maturities of the investments.
- (2-4) Investments are valued and classified in accordance with methods prescribed by the NAIC. Bonds with an NAIC rating of 1 or 2 are carried at amortized cost, with all other bonds being recorded at the lower of amortized cost or fair value; redeemable preferred stocks are carried at amortized cost; and non-redeemable preferred stocks are carried at fair value. Common stocks are carried at fair value.

The Company regularly evaluates investment securities for impairment. For all securities other than loan-backed and structured securities, the Company considers factors affecting the investee, factors affecting the industry the investee operates within, and general debt and equity market trends. The Company also considers the length of time an investment’s fair value has been below carrying value, the near term prospects for recovery

NOTES TO THE FINANCIAL STATEMENTS

to carrying value, and the Company’s intent and ability to hold the investment until maturity or market recovery is realized. If and when a determination is made that a decline in fair value below the cost basis is other-than-temporary, the related investment is written down to its estimated fair value through earnings.

Amortization of bond premium or discount is computed using the scientific interest method.

Income from investments is recorded on an accrual basis. For the purpose of determining realized gains and losses, the cost of securities sold is based upon specific identification. Investment income due and accrued over 90 days past due is nonadmitted.

- (5) Not Applicable.
- (6) For loan backed and structured securities where the securities fair value is less than the amortized cost, the Company considers several factors to determine if the security’s impairment is other-than-temporary. If the Company has the intent to sell the security or if the Company does not have the intent and ability to retain the security until recovery of its fair value, the related investment is written down to its estimated fair value through earnings. If, however, the Company has the intent and ability to retain the security until recovery of its fair value, the Company considers factors affecting the investee, factors affecting the industry the investee operates within, and general debt and equity market trends. The Company also considers the length of time an investment’s fair value has been below carrying value and the near term prospects for recovery to carrying value. If the determination is made, based on these factors, that the Company does expect to recover the entire amortized cost of the security, then an other-than-temporary impairment has not occurred. If, however, the determination is made that the Company does not expect to recover the entire amortized cost of the security based on the factors noted above, the Company recognizes a realized loss in earnings for the non-interest related decline. No loss is recognized for the interest impairment.
- (7) Not Applicable.
- (8) Not Applicable.
- (9) Not Applicable.
- (10-11) The estimates of future medical benefit payments are developed using actuarial methods and assumptions based upon claim payment patterns, medical cost inflation, historical development such as claim inventory levels and claim receipt patterns, and other relevant factors. Corresponding administrative costs to process outstanding claims are estimated and accrued. Estimates of future payments relating to services incurred in the current and prior periods are continually reviewed by management and adjusted as necessary.

The Company assesses the profitability of its contracts for providing health insurance coverage to its members when current operating results or forecasts indicate probable future losses. The Company records a premium deficiency liability in current operations to the extent that the sum of expected future medical costs, claim adjustment expenses and maintenance costs exceed related future premiums. Investment income is not contemplated in the calculation of the premium deficiency liability.

Management believes the Company’s benefits payable and loss adjustment expense are adequate to cover future claims and loss adjustment expense payments required, however, such estimates are based on knowledge of current events and anticipated future events and, therefore, the actual liability could differ from the amounts provided.

- (12) The Company has not modified its capitalization policy from the prior period.

Equipment is stated at cost less accumulated depreciation. Depreciation expense is computed using the straight-line method over estimated useful lives generally ranging from three to five years. Improvements to leased facilities are depreciated over the shorter of the remaining lease term or the anticipated life of the improvement.

The Company recognizes an asset or liability for the deferred tax consequences of temporary differences between the tax basis of assets or liabilities and their reported amounts in the financial statements. The temporary differences will result in taxable or deductible amounts in future years when the reported amounts of the assets or liabilities are recovered or settled.

- (13) The Company estimates anticipated Pharmacy Rebate Receivables using the analysis of historical recovery patterns.
- (14) Not Applicable.
- (15) Not Applicable.

D. Going Concern

Management of the Company has evaluated the Company’s ability to continue as a going concern under SSAP No. 1, *Accounting Policies, Risks & Uncertainties, and Other Disclosures* (SSAP No. 1). Based on this evaluation, Management has determined that there is no substantial doubt about the Company’s ability to continue as a going concern.

2. Accounting Changes and Corrections of Errors

Not Applicable.

3. Business Combinations and Goodwill

A. Statutory Purchase Method

Not Applicable.

NOTES TO THE FINANCIAL STATEMENTS

- B. Statutory Merger

Not Applicable.
- C. Assumption Reinsurance

Not Applicable.
- D. Impairment Loss

Not Applicable.
- E. Subcomponents and Calculation of Adjusted Surplus and Total Admitted Goodwill

Not Applicable.
4. Discontinued Operations

Not Applicable.
5. Investments

A. Mortgage Loans, Including Mezzanine Real Estate Loans

Not Applicable.

B. Debt Restructuring

Not Applicable.

C. Reverse Mortgages

Not Applicable.

D. Loan-Backed Securities

(1) Prepayment assumptions for mortgage-backed/loan-backed and structured securities were obtained from industry market sources.

(2) Not Applicable.

(3) Not Applicable.

(4) The Company does not have any investments in an other-than-temporary impairment position at September 30, 2023.

Gross unrealized losses and related fair value of temporarily impaired securities that have been in a continuous unrealized loss position were as follows at September 30, 2023:

(a) The aggregate amount of unrealized losses:

1. Less than Twelve Months	\$	(830,024)
2. Twelve Months or Longer	\$	(4,246,017)

(b) The aggregate related fair value of securities with unrealized losses:

1. Less than Twelve Months	\$	17,791,994
2. Twelve Months or Longer	\$	20,466,236

(5) Unrealized losses are primarily due to increases in market interest rates and tighter liquidity conditions in the current markets than when the securities were purchased. All issuers of securities trading at an unrealized loss remain current on all contractual payments and the Company believes it is probable that all amounts due according to the contractual terms of the debt securities are collectible. After taking into account these and other factors, including the severity of the decline and the Company’s ability and intent to hold these securities until recovery or maturity, the Company determined the unrealized losses on these investment securities were temporary and, as such, no impairment was required.
- E. Dollar Repurchase Agreements and/or Securities Lending Transactions

(1) The Company has no repurchase agreements or securities lending transactions.

(2) The Company has not pledged any of its assets as collateral.

(3-7) Not Applicable.
- F. Repurchase Agreements Transactions Accounted for as Secured Borrowing

Not Applicable.
- G. Reverse Repurchase Agreements Transactions Accounted for as Secured Borrowing

Not Applicable.

NOTES TO THE FINANCIAL STATEMENTS

H. Repurchase Agreements Transactions Accounted for as a Sale

Not Applicable.

I. Reverse Repurchase Agreements Transactions Accounted for as a Sale

Not Applicable.

J. Real Estate

Not Applicable.

K. Low-Income Housing Tax Credits (LIHTC)

Not Applicable.

L. Restricted Assets

(1) Restricted Assets (Including Pledged)

	1	2	3	4	5	6	7
	Total Gross (Admitted & Nonadmitted) Restricted from Current Year	Total Gross (Admitted & Nonadmitted) Restricted from Prior Year	Increase/ (Decrease) (1 minus 2)	Total Current Year Nonadmitted Restricted	Total Current Year Admitted Restricted (1 minus 4)	Percentage Gross (Admitted & Nonadmitted) Restricted to Total Assets (a)	Percentage Admitted Restricted to Total Admitted Assets (b)
Restricted Asset Category							
a. Subject to contractual obligation for which liability is not shown	\$ -	\$ -	\$ -	\$ -	\$ -	-%	-%
b. Collateral held under security lending agreements	-	-	-	-	-	-	-
c. Subject to repurchase agreements	-	-	-	-	-	-	-
d. Subject to reverse repurchase agreements	-	-	-	-	-	-	-
e. Subject to dollar repurchase agreements	-	-	-	-	-	-	-
f. Subject to dollar reverse repurchase agreements	-	-	-	-	-	-	-
g. Placed under option contracts	-	-	-	-	-	-	-
h. Letter stock or securities restricted to sale – excluding FHLB capital stock	-	-	-	-	-	-	-
i. FHLB capital stock	-	-	-	-	-	-	-
j. On deposit with states	1,118,287	1,121,815	(3,528)	-	1,118,287	0.44%	0.46%
k. On deposit with other regulatory bodies	-	-	-	-	-	-	-
l. Pledged collateral to FHLB (including assets backing funding agreements)	-	-	-	-	-	-	-
m. Pledged as collateral not captured in other categories	-	-	-	-	-	-	-
n. Other restricted assets	-	-	-	-	-	-	-
o. Total Restricted Assets	\$ 1,118,287	\$ 1,121,815	\$ (3,528)	-	\$ 1,118,287	0.44%	0.46%

(2) Detail of Assets Pledged as Collateral Not Captured in Other Categories (Contracts that Share Similar Characteristics, Such as Reinsurance and Derivatives, Are Reported in the Aggregate)

Not Applicable.

(3) Detail of Other Restricted Assets Categories (Contracts that Share Similar Characteristics, Such as Reinsurance and Derivatives, Are Reported in the Aggregate)

Not Applicable.

(4) Collateral Received and Reflected as Assets Within the Reporting Entity’s Financial Statements

Not Applicable.

M. Working Capital Finance Investments

Not Applicable.

N. Offsetting and Netting of Assets and Liabilities

Not Applicable.

O. 5GI* Securities

Not Applicable.

NOTES TO THE FINANCIAL STATEMENTS

P. Short Sales

Not Applicable.

Q. Prepayment Penalty and Acceleration Fees

Not Applicable.

R. Share of Cash Pool by Asset Type

Not Applicable.

6. Joint Ventures, Partnerships and Limited Liability Companies

A. The Company has no investments in Joint Ventures, Partnerships or Limited Liability Companies that exceed 10.0 percent of its admitted assets.

B. The Company did not recognize any impairment write down for its investments in Joint Ventures, Partnerships and Limited Liability Companies during the statement periods.

7. Investment Income

A. Due and accrued income was excluded from surplus on the following basis:

All investment income due and accrued with amounts that are over 90 days past due with the exception of mortgage loans in default.

B. The total amount excluded was \$0.

8. Derivative Instruments

Not Applicable.

9. Income Taxes

The Inflation Reduction Act (Act) was enacted on August 16, 2022 and included a new corporate alternative minimum tax (CAMT). The Act and the CAMT go into effect for tax years beginning after 2022. The Company has not determined as of September 30, 2023 if it will incur a CAMT liability in 2023. The quarterly financial statements do not include an estimated impact of the CAMT, because a reasonable estimate cannot be made. The Company has determined it will be an applicable corporation for 2023 as the average adjusted financial statement income for Humana Inc. and Subsidiaries exceeds the thresholds.

No material change since year-end December 31, 2022.

10. Information Concerning Parent, Subsidiaries and Affiliates

A.-B. The Company has several management contracts with Humana Inc. and other related parties whereby the Company is provided with medical and executive management, information systems, claims processing, billing and enrollment, and telemarketing and other services as required by the Company. Management fees charged to operations for the years ended December 31, 2022 and 2021 were \$28,930,198 and \$19,197,129, respectively. As a part of this agreement, Humana Inc. makes cash disbursements on behalf of the Company which includes, but is not limited to, medical related items, general and administrative expenses, commissions and payroll. The Company continues to be primarily liable for any outstanding payments made on behalf of the Company, should Humana Inc. not be able to fulfill its obligations.

The Company has various related party agreements with no material change since year-end December 31, 2022.

No dividends or returns of capital were paid by the Company as of September 30, 2023.

The Company received a \$30,000,000 capital contribution from Humana Inc. on February 22, 2023 that was recorded in the 2022 Annual Statement in accordance with SSAP No. 72 Surplus and Quasi-Reorganization, as a Type I subsequent event. Additionally, on September 27, 2023 the Company received a \$30,000,000 capital contribution from Humana Inc.

C. (1) Detail of Material Related Party Transactions

Not Applicable.

(2) Detail of Material Related Party Transactions Involving Services

Not Applicable.

(3) Detail of Material Related Party Transactions Exchange of Assets and Liabilities

Not Applicable.

(4) Detail of Amounts Owed To/From a Related Party

Not Applicable.

D. At September 30, 2023, the Company reported \$19,548,021 due to Humana Inc. Amounts due to or from parent are generally settled within 90 days.

E. Not Applicable.

NOTES TO THE FINANCIAL STATEMENTS

- F. Not Applicable.
- G. All outstanding shares of the Company are owned by the Parent Company.
- H. Not Applicable.
- I. Not Applicable.
- J. Not Applicable.
- K. Not Applicable.
- L. Not Applicable.
- M. All SCA Investments
Not Applicable.
- N. Investment in Insurance SCA
Not Applicable.
- O. SCA Loss Tracking
Not Applicable.

11. Debt

- A. Debt Including Capital Notes
The Company has no debentures outstanding.
The Company has no capital notes outstanding.
The Company does not have any reverse repurchase agreements.
- B. Federal Home Loan Bank (FHLB) Agreements
The Company does not have any FHLB agreements.

12. Retirement Plans, Deferred Compensation, Postemployment Benefits and Compensated Absences and Other Postretirement Benefit Plans

- A.-D. Defined Benefit Plans
Not Applicable.
- E. Defined Contribution Plans
Not Applicable.
- F. Multiemployer Plans
Not Applicable.
- G. Consolidated/Holding Company Plans
No material change since year-end December 31, 2022.
- H. Postemployment Benefits and Compensated Absences
Not Applicable.
- I. Impact of Medicare Modernization Act on Postretirement Benefits (INT 04-17)
Not Applicable.

13. Capital and Surplus, Shareholders' Dividend Restrictions and Quasi-Reorganizations

- A. The Company has \$0 par value common stock with 1,000 shares authorized and 200 shares issued and 200 outstanding. All shares are common stock shares.
- B. The Company has no preferred stock outstanding.
- C.-E. No material change since year-end December 31, 2022.
- F. There were no restrictions placed on the Company's surplus, including for whom the surplus is being held.
- G. Not Applicable.
- H. Not Applicable.

NOTES TO THE FINANCIAL STATEMENTS

- I. Not Applicable.
- J. The portion of unassigned funds (surplus) represented or reduced by cumulative unrealized gains and losses is \$0.
- K. Not Applicable.
- L. Not Applicable.
- M. Not Applicable.

14. Liabilities, Contingencies and Assessments

- A. Contingent Commitments
Not Applicable.
- B. Assessments
Not Applicable.
- C. Gain Contingencies
Not Applicable.
- D. Claims related extra contractual obligation and bad faith losses stemming from lawsuits
Not Applicable.
- E. Joint and Several Liabilities
Not Applicable.
- F. All Other Contingencies

During the ordinary course of business, the Company is subject to pending and threatened legal actions. Management of the Company does not believe that any of these actions will have a material adverse effect on the Company's surplus, results of operations or cash flows. However, the likelihood or outcome of current or future legal proceedings cannot be accurately predicted, and they could adversely affect the Company's surplus, results of operations and cash flows.

The Company is not aware of any other material contingent liabilities as of September 30, 2023.

15. Leases

No material change since year-end December 31, 2022.

16. Information about Financial Instruments With Off-Balance Sheet Risk and Financial Instruments With Concentrations of Credit Risk

The Company has no investment in Financial Instruments with Off-Balance Sheet Risk or Concentrations of Credit Risk.

17. Sale, Transfer and Servicing of Financial Assets and Extinguishments of Liabilities

- A. Transfers of Receivables Reported as Sales
Not Applicable.
- B. Transfer and Servicing of Financial Assets
Not Applicable.
- C. Wash Sales
Not Applicable.

18. Gain or Loss to the Reporting Entity from Uninsured Plans and the Uninsured Portion of Partially Insured Plans

- A. ASO Plans
Not Applicable.
- B. ASC Plans
Not Applicable.
- C. Medicare or Other Similarly Structured Cost Based Reimbursement Contract
 - (1) The Company records no revenue explicitly attributable to the cost share and reinsurance components of its Medicare or other similarly structured cost based reimbursement contracts.
 - (2) As of September 30, 2023, the Company has recorded a receivable from CMS of \$185,141 related to the cost share and reinsurance components of administered Medicare products. The Company does not have any receivables greater than 10% of the Company's accounts receivable from uninsured accident and health plans or \$10,000.

NOTES TO THE FINANCIAL STATEMENTS

- (3) As no revenue is recorded in connection with the cost share and reinsurance components of the Company’s Medicare or other similarly structured cost based reimbursement contracts, the Company has recorded no allowances and reserves for adjustment of recorded revenues and receivables.
- (4) The Company has made no adjustment to revenue resulting from audit of receivables related to revenues recorded in the prior period.

19. Direct Premium Written/Produced by Managing General Agents/Third Party Administrators

Not Applicable.

20. Fair Value Measurements

- A. (1) The Company did not have any financial assets carried at fair value at September 30, 2023.

The Company reports transfers between Level 1 and Level 2 of the fair value hierarchy levels at the end of the reporting period. There were no transfers between Level 1 and Level 2 of the fair value hierarchy between December 31, 2022 and September 30, 2023.

- (2) Fair Value Measurements in (Level 3) of the Fair Value Hierarchy

Not Applicable.

- (3) The Company reports transfers into or out of Level 3 of the fair value hierarchy levels at the end of the reporting period. There were no transfers into or out of Level 3 of the fair value hierarchy levels between December 31, 2022 and September 30, 2023.
- (4) Fair value of actively traded debt securities are based on quoted market prices. Fair value of other debt securities are based on quoted market prices of identical or similar securities or based on observable inputs like interest rates generally using a market valuation approach, or, less frequently, an income valuation approach and are generally classified as Level 2. The Company generally obtains one quoted price for each security from a third party pricing service. These prices are generally derived from recently reported trades for identical or similar securities, including adjustments through the reporting date based upon observable market information. When quoted prices are not available, the third party pricing service may use quoted market prices of comparable securities or discounted cash flow analyses, incorporating inputs that are currently observable in the markets for similar securities. Inputs that are often used in the valuation methodologies include benchmark yields, reported trades, credit spreads, broker quotes, default rates and prepayment speeds. The Company is responsible for the determination of fair value and as such, the Company performs analysis on the prices received from the third party pricing service to determine whether the prices are reasonable estimates of fair value. The Company’s analysis includes a review of monthly price fluctuations as well as a quarterly comparison of the prices received from the pricing service to prices reported by the Company’s third party investment advisor. Based on the Company’s internal price verification procedures and review of fair value methodology documentation provided by the third party pricing service, there were no material adjustments to the prices obtained from the third party pricing service during the quarter ended September 30, 2023.

- (5) Derivative Fair Values

Not Applicable.

- B. Other Fair Value Disclosures

Not Applicable.

- C. Fair Values for All Financial Instruments by Levels 1, 2 and 3

Type of Financial							Net Asset		Not Practicable	
Instrument	Aggregate Fair Value	Admitted Assets	Level 1	Level 2	Level 3		Value (NAV)		(Carrying Value)	
Bonds and cash										
equivalents	\$ 179,804,899	\$ 185,836,131	\$ 128,796,792	\$ 51,008,107	\$ -	\$ -	\$ -	\$ -		

- D. Financial Instruments for which Not Practicable to Estimate Fair Values

Not Applicable.

21. Other Items

- A. Extraordinary Items

The emergence and spread of the novel coronavirus, or COVID-19, beginning in the first quarter of 2020 has impacted the Company’s business. During periods of increased incidences of COVID-19, there was a reduction in non-COVID-19 hospital admissions and lower overall healthcare system consumption that decreased utilization. Likewise COVID-19 treatment and testing costs increased utilization. During 2022, the Company experienced lower overall utilization of the healthcare system than anticipated, as the reduction in COVID-19 utilization following the increased incidence associated with the Omicron variant outpaced the increase in non-COVID-19 utilization. The significant disruption in utilization during 2020 also impacted the Company’s ability to implement clinical initiatives to manage health care costs and chronic conditions of its members, and appropriately document their risk profiles, and, as such, affecting 2021 revenue under the risk adjustment payment model for Medicare Advantage plans. Finally, changes in utilization patterns and actions taken in 2021 as a result of the COVID-19 pandemic, including the suspension of certain financial recovery programs for a period of time and shifting the timing of claim payments and provider capitation surplus payments, impacted claim reserve development and operating cash flows for 2021.

The COVID-19 National Emergency declared in 2020 was terminated on April 10, 2023 and the Public Health Emergency expired on May 11, 2023.

NOTES TO THE FINANCIAL STATEMENTS

B. Troubled Debt Restructuring: Debtors

Not Applicable.

C. Other Disclosures and Unusual Items

Not Applicable.

D. Business Interruption Insurance Recoveries

Not Applicable.

E. State Transferable and Non-transferable Tax Credits

Not Applicable.

F. Subprime Mortgage Related Risk Exposure

- (1) The Company consults with its external investment managers to assess its subprime mortgage related risk exposure. Certain characteristics are utilized to determine if a mortgage-backed security has subprime exposure. The main characteristics reviewed when determining this are the collateral and structure of the security, the loan purpose, loan documentation, occupancy, geographical location, loan size and type. Subprime mortgage borrowers typically have lower credit scores, lower loan balances and higher loan-to-values than other conforming loans. Management's practices include reviewing quantitative and qualitative credit models that analyze loan-level collateral composition, historical underwriter performance trends, the impact of macroeconomic factors, and issuer risks; as well as reviewing the estimation of security cash flows and monthly model calibrations.

- (2) Direct exposure through investments in sub-prime mortgage loans.

The Company has no direct exposure through investment to sub-prime mortgage loans.

- (3) Direct exposure through other investments:

- a. Residential mortgage backed securities – No substantial exposure noted.
- b. Commercial mortgage backed securities – No substantial exposure noted.
- c. Collateralized debt obligations – No substantial exposure noted.
- d. Structured securities – No substantial exposure noted.
- e. Equity investment in SCAs – No substantial exposure noted.
- f. Other assets – No substantial exposure noted.
- g. Total – No substantial exposure noted.

- (4) Underwriting exposure to sub-prime mortgage risk through Mortgage Guaranty coverage, Financial Guaranty coverage, Directors and Officers liability coverage, or Errors and Omissions liability coverage.

The Company does not have sub-prime mortgage risk.

Classification of mortgage related securities is primarily based on information from outside data services, including rating agency actions. When considering our exposure, the Company evaluated the percentage of full documentation loans, percent of owner occupied properties, FICO scores, average margin for ARM loans, percent of loans with prepayment penalties, the existence of non-traditional underwriting standards, among other factors.

G. Retained Assets

Not Applicable.

H. Insurance Linked Securities

Not Applicable.

22. Events Subsequent

The Company is not aware of any events or transactions occurring subsequent to the close of the books for this statement which may have a material effect on its financial condition. Subsequent events have been considered through November 6, 2023 for the Statutory Statement issued on November 6, 2023.

23. Reinsurance

A. Ceded Reinsurance Report

Section 1 – General Interrogatories

- (1) Are any of the reinsurers, listed in Schedule S as non-affiliated, owned in excess of 10.0 percent or controlled, either directly or indirectly, by the company or by any representative, officer, trustee, or director of the company?

Yes () No (X)

- (2) Have any policies issued by the company been reinsured with a company chartered in a country other than the United States (excluding U.S. Branches of such companies) that is owned in excess of 10.0 percent or controlled directly or indirectly by an insured, a beneficiary, a creditor or an insured or any other person not primarily engaged in the insurance business?

Yes () No (X)

NOTES TO THE FINANCIAL STATEMENTS

Section 2 – Ceded Reinsurance Report – Part A

- (1) Does the company have any reinsurance agreements in effect under which the reinsurer may unilaterally cancel any reinsurance for reasons other than for nonpayment of premium or other similar credits?

Yes () No (X)
- (2) Does the reporting entity have any reinsurance agreements in effect such that the amount of losses paid or accrued through the statement date may result in a payment to the reinsurer of amounts that, in aggregate and allowing for offset of mutual credits from other reinsurance agreements with the same reinsurer, exceed the total direct premium collected under the reinsured policies?

Yes () No (X)

Section 3 – Ceded Reinsurance Report – Part B

- (1) What is the estimated amount of the aggregate reduction in surplus, (for agreements other than those under which the reinsurer may unilaterally cancel for reasons other than for nonpayment of premium or other similar credits that are reflected in Section 2 above) of termination of ALL reinsurance agreements, by either party, as of the date of this statement? Where necessary, the company may consider the current or anticipated experience of the business reinsured in making this estimate. \$0
- (2) Have any new agreements been executed or existing agreements amended, since January 1 of the year of this statement, to include policies or contracts that were in force or which had existing reserves established by the company as of the effective date of the agreement?

Yes () No (X)

B. Uncollectible Reinsurance

Not Applicable.

C. Commutation of Ceded Reinsurance

Not Applicable.

D. Certified Reinsurer Rating Downgraded or Status Subject to Revocation

Not Applicable.

24. Retrospectively Rated Contracts and Contracts Subject to Redetermination

- A. The Company estimates accrued retrospective premium adjustments for its Medicare business through a mathematical approach using an algorithm based upon settlement procedures defined by contracts with CMS.

The Company estimates accrued retrospective premium adjustments for its Commercial business based on experience to date, knowledge of the marketplace, and the terms of the risk corridors program with HHS.
- B. The Company records accrued retrospective premium as an adjustment to earned premiums.
- C. The amount of net premiums written by the Company at September 30, 2023 that are subject to retrospective rating features was \$561,774,041, or 100.00% of the total net premiums written. No other net premiums written by the Company are subject to retrospective rating features.
- D. Medical loss ratio rebates required pursuant to the Public Health Service Act

Not Applicable.
- E. Risk Sharing Provisions of the Affordable Care Act

(1) Did the reporting entity write accident and health insurance premium that is subject to the Affordable Care Act risk-sharing provisions (YES/NO)

Yes (X) No ()

(2) Impact of Risk Sharing Provisions of the Affordable Care Act on Admitted Assets, Liabilities, and Revenue for the Current Year

a. Permanent ACA Risk Adjustment Program			
Assets			
1.	Premium adjustments receivable due to ACA Risk Adjustment (including high risk pool payments)	\$	3,008,073
Liabilities			
2.	Risk adjustment user fees payable for ACA Risk Adjustment	\$	2,594
3.	Premium adjustments payable due to ACA Risk Adjustment (including high risk pool premium)	\$	-
Operations (Revenue & Expenses)			
4.	Reported as revenue in premium for accident and health contracts (written/collected) due to ACA Risk Adjustment	\$	2,500,223
5.	Reported in expenses as ACA risk adjustment user fees (incurred/paid)	\$	3,355
b. Transitional ACA Reinsurance Program			
Assets			
1.	Amounts recoverable for claims paid due to ACA Reinsurance	\$	-
2.	Amounts recoverable for claims unpaid due to ACA Reinsurance (Contra	\$	-

NOTES TO THE FINANCIAL STATEMENTS

	Liability)		
3.	Amounts receivable relating to uninsured plans for contributions for ACA Reinsurance	\$	-
Liabilities			
4.	Liabilities for contributions payable due to ACA Reinsurance – not reported as ceded premium	\$	-
5.	Ceded reinsurance premiums payable due to ACA Reinsurance	\$	-
6.	Liabilities for amounts held under uninsured plans contributions for ACA Reinsurance	\$	-
Operations (Revenues & Expenses)			
7.	Ceded reinsurance premiums due to ACA Reinsurance	\$	-
8.	Reinsurance recoveries (income statement) due to ACA Reinsurance payments or expected payments	\$	-
9.	ACA Reinsurance contributions – not reported as ceded premiums	\$	-
c. Temporary ACA Risk Corridors Program			
Assets			
1.	Accrued retrospective premium due to ACA Risk Corridors	\$	-
Liabilities			
2.	Reserve for rate credits or policy experience rating refunds due to ACA Risk Corridors	\$	-
Operations (Revenue & Expenses)			
3.	Effect of ACA Risk Corridors on net premium income	\$	-
4.	Effect of ACA Risk Corridors on change in reserves for rate credits	\$	-

(3) Roll-forward of Prior Year ACA Risk-sharing Provisions for the Following Asset (Gross of Any Nonadmission) and Liability Balances, Along with the Reasons for Adjustments to Prior Year Balance.

Accrued During the Prior Year on Business Written Before December 31 of the Prior Year		Received or Paid as of the Current Year on Business Written Before December 31 of the Prior Year		Differences		Adjustments			Unsettled Balances as of the Reporting Date	
				Prior Year Accrued Less Payments (Col 1-3)	Prior Year Accrued Less Payments (Col 2-4)	To Prior Year Balances	To Prior Year Balances		Cumulative Balance from Prior Years (Col 1-3+7)	Cumulative Balance from Prior Years (Col 2-4+8)
1	2	3	4	5	6	7	8		9	10
Receivable	(Payable)	Receivable	(Payable)	Receivable	(Payable)	Receivable	(Payable)	Ref	Receivable	(Payable)
a. Permanent ACA Risk Adjustment Program										
1. Premium adjustments receivable (including high risk pool payments)	526,594	118,585		408,009		529,344		A.	937,353	
2. Premium adjustments (payables) (including high risk pool premium)		-	(99,842)		99,842		(99,842)	B.		-
3. Subtotal ACA Permanent Risk Adjustment Program	526,594	-	118,585	(99,842)	408,009	99,842	529,344	(99,842)	937,353	-
b. Transitional ACA Reinsurance Program										
1. Amounts recoverable for claims paid	-	-		-		-			-	
2. Amounts recoverable for claims unpaid (contra liability)	-	-		-		-			-	
3. Amounts receivable relating to uninsured plans	-	-		-		-			-	
4. Liabilities for contributions payable due to ACA Reinsurance- not reported as ceded premium		-	-		-		-			-
5. Ceded reinsurance premiums payable		-	-		-		-			-
6. Liability for amounts held under uninsured plans		-	-		-		-			-
7. Subtotal ACA Transitional Reinsurance Program	-	-	-	-	-	-	-	-	-	-
c. Temporary ACA Risk Corridors Program										
1. Accrued retrospective premium	-	-		-		-			-	
2. Reserve for rate credits or policy experience rating refunds		-	-		-		-			-
3. Subtotal ACA Risk Corridors Program	-	-	-	-	-	-	-	-	-	-
d. Total for ACA Risk Sharing Provisions										
	526,594	-	118,585	(99,842)	408,009	99,842	529,344	(99,842)	937,353	-

NOTES TO THE FINANCIAL STATEMENTS

- Explanations of adjustments
- A. Adjustments related to updates received from CMS associated with 2022 benefit year and the latest data from Wakely Consulting.
- B. Adjustments related to updates received from CMS associated with 2022 benefit year and the latest data from Wakely Consulting.

(4) Roll-Forward of Risk Corridors Asset and Liability Balances by Program Benefit Year

Not Applicable.

(5) ACA Risk Corridors Receivable as of Reporting Date

Not Applicable.

25. Change in Incurred Claims and Claim Adjustment Expenses

Benefits and loss adjustment expenses payable, net of health care receivables, as of December 31, 2022, were \$19,765,633. As of September 30, 2023, \$14,074,034 has been paid for incurred claims and claim adjustment expenses attributable to insured events of prior years. Reserves remaining for prior years are now \$3,720,706 as a result of re-estimation of unpaid claims and claim adjustment expenses. Therefore, there has been a \$1,970,893 favorable prior-year development since December 31, 2022. The decrease is generally the result of ongoing analysis of recent loss development trends. Original estimates are increased or decreased as additional information becomes known regarding individual claims. Included in this decrease, the Company experienced \$1,960,590 of favorable prior year claim development on retrospectively rated policies. However, the business to which it relates is subject to premium adjustments.

26. Intercompany Pooling Arrangements

Not Applicable.

27. Structured Settlements

The Company has no structured settlements.

28. Health Care Receivables

A. Pharmaceutical Rebate Receivables

Quarter	Estimate Pharmacy Rebates as Reported on Financial Statements	Pharmacy Rebates as Billed or Otherwise Confirmed	Actual Rebates Received Within 90 Days of Billing	Actual Rebates Received Within 91 to 180 Days of Billing	Actual Rebates Received More than 181 Days after Billing
12/31/2023	\$ -	\$ -	\$ -	\$ -	\$ -
9/30/2023	6,894,514	6,894,514	-	-	-
6/30/2023	7,300,434	7,243,749	7,194,811	-	-
3/31/2023	6,542,760	6,510,630	6,466,030	25,721	-
12/31/2022	5,918,355	5,765,320	5,765,320	-	-
9/30/2022	5,830,371	6,041,951	6,008,684	5,102	28,165
6/30/2022	6,244,367	6,271,292	6,265,017	-	6,275
3/31/2022	5,817,837	5,613,008	5,530,175	78,861	3,972
12/31/2021	5,877,662	5,842,859	5,834,010	-	8,849
9/30/2021	4,810,187	5,074,937	5,008,515	43,180	15,541
6/30/2021	5,462,417	5,756,795	5,686,950	22,910	46,935
3/31/2021	4,373,942	4,523,646	4,493,993	-	29,653

B. Risk Sharing Receivables

Not Applicable.

29. Participating Policies

The Company has no participating policies.

30. Premium Deficiency Reserves

1. Liability carried for premium deficiency reserves \$ 35,297,000
2. Date of the most recent evaluation of this liability December 31, 2022
3. Was anticipated investment income utilized in the calculation? Yes () No (X)

31. Anticipated Salvage and Subrogation

Not Applicable.

GENERAL INTERROGATORIES

PART 1 - COMMON INTERROGATORIES

GENERAL

1.1

Did the reporting entity experience any material transactions requiring the filing of Disclosure of Material Transactions with the State of Domicile, as required by the Model Act?

Yes [] No [X]

1.2

If yes, has the report been filed with the domiciliary state?

Yes [] No []

2.1

Has any change been made during the year of this statement in the charter, by-laws, articles of incorporation, or deed of settlement of the reporting entity?

Yes [] No [X]

2.2

If yes, date of change:

3.1

Is the reporting entity a member of an Insurance Holding Company System consisting of two or more affiliated persons, one or more of which is an insurer?
If yes, complete Schedule Y, Parts 1 and 1A.

Yes [X] No []

3.2

Have there been any substantial changes in the organizational chart since the prior quarter end?

Yes [] No [X]

3.3

If the response to 3.2 is yes, provide a brief description of those changes.
NA

3.4

Is the reporting entity publicly traded or a member of a publicly traded group?

Yes [X] No []

3.5

If the response to 3.4 is yes, provide the CIK (Central Index Key) code issued by the SEC for the entity/group.

0000049071

4.1

Has the reporting entity been a party to a merger or consolidation during the period covered by this statement?

Yes [] No [X]

4.2

If yes, provide the name of the entity, NAIC Company Code, and state of domicile (use two letter state abbreviation) for any entity that has ceased to exist as a result of the merger or consolidation.

1 Name of Entity	2 NAIC Company Code	3 State of Domicile
Not Applicable.		

5.

If the reporting entity is subject to a management agreement, including third-party administrator(s), managing general agent(s), attorney-in-fact, or similar agreement, have there been any significant changes regarding the terms of the agreement or principals involved?
If yes, attach an explanation.

Yes [] No [X] N/A []

6.1

State as of what date the latest financial examination of the reporting entity was made or is being made.

12/31/2020

6.2

State the as of date that the latest financial examination report became available from either the state of domicile or the reporting entity. This date should be the date of the examined balance sheet and not the date the report was completed or released.

12/31/2020

6.3

State as of what date the latest financial examination report became available to other states or the public from either the state of domicile or the reporting entity. This is the release date or completion date of the examination report and not the date of the examination (balance sheet date).

05/23/2022

6.4

By what department or departments?
Ohio Department of Insurance

6.5

Have all financial statement adjustments within the latest financial examination report been accounted for in a subsequent financial statement filed with Departments?

Yes [X] No [] N/A []

6.6

Have all of the recommendations within the latest financial examination report been complied with?

Yes [X] No [] N/A []

7.1

Has this reporting entity had any Certificates of Authority, licenses or registrations (including corporate registration, if applicable) suspended or revoked by any governmental entity during the reporting period?

Yes [] No [X]

7.2

If yes, give full information:

8.1

Is the company a subsidiary of a bank holding company regulated by the Federal Reserve Board?

Yes [] No [X]

8.2

If response to 8.1 is yes, please identify the name of the bank holding company.

8.3

Is the company affiliated with one or more banks, thrifts or securities firms?

Yes [] No [X]

8.4

If response to 8.3 is yes, please provide below the names and location (city and state of the main office) of any affiliates regulated by a federal regulatory services agency [i.e. the Federal Reserve Board (FRB), the Office of the Comptroller of the Currency (OCC), the Federal Deposit Insurance Corporation (FDIC) and the Securities Exchange Commission (SEC)] and identify the affiliate's primary federal regulator.

1 Affiliate Name	2 Location (City, State)	3 FRB	4 OCC	5 FDIC	6 SEC

GENERAL INTERROGATORIES

9.1

Are the senior officers (principal executive officer, principal financial officer, principal accounting officer or controller, or persons performing similar functions) of the reporting entity subject to a code of ethics, which includes the following standards?
(a) Honest and ethical conduct, including the ethical handling of actual or apparent conflicts of interest between personal and professional relationships;
(b) Full, fair, accurate, timely and understandable disclosure in the periodic reports required to be filed by the reporting entity;
(c) Compliance with applicable governmental laws, rules and regulations;
(d) The prompt internal reporting of violations to an appropriate person or persons identified in the code; and
(e) Accountability for adherence to the code.

Yes [X] No []

9.11

If the response to 9.1 is No, please explain:
.....

9.2

Has the code of ethics for senior managers been amended?

Yes [X] No []

9.21

If the response to 9.2 is Yes, provide information related to amendment(s).
Ethics Every Day was amended in June 2023 to update content based on operational changes, clarify content where necessary and perform general document maintenance.

9.3

Have any provisions of the code of ethics been waived for any of the specified officers?

Yes [] No [X]

9.31

If the response to 9.3 is Yes, provide the nature of any waiver(s).
.....

FINANCIAL

10.1

Does the reporting entity report any amounts due from parent, subsidiaries or affiliates on Page 2 of this statement?

Yes [] No [X]

10.2

If yes, indicate any amounts receivable from parent included in the Page 2 amount:\$.....

0

INVESTMENT

11.1

Were any of the stocks, bonds, or other assets of the reporting entity loaned, placed under option agreement, or otherwise made available for use by another person? (Exclude securities under securities lending agreements.)

Yes [] No [X]

11.2

If yes, give full and complete information relating thereto:
.....

12.

Amount of real estate and mortgages held in other invested assets in Schedule BA:

\$.....

0

13.

Amount of real estate and mortgages held in short-term investments:

\$.....

0

14.1

Does the reporting entity have any investments in parent, subsidiaries and affiliates?

Yes [] No [X]

14.2

If yes, please complete the following:

	1	2
	Prior Year-End Book/Adjusted Carrying Value	Current Quarter Book/Adjusted Carrying Value
14.21 Bonds	\$.....0	\$.....0
14.22 Preferred Stock	\$.....0	\$.....0
14.23 Common Stock	\$.....0	\$.....0
14.24 Short-Term Investments	\$.....0	\$.....0
14.25 Mortgage Loans on Real Estate	\$.....0	\$.....0
14.26 All Other	\$.....0	\$.....0
14.27 Total Investment in Parent, Subsidiaries and Affiliates (Subtotal Lines 14.21 to 14.26)	\$.....0	\$.....0
14.28 Total Investment in Parent included in Lines 14.21 to 14.26 above	\$.....0	\$.....0

15.1

Has the reporting entity entered into any hedging transactions reported on Schedule DB?

Yes [] No [X]

15.2

If yes, has a comprehensive description of the hedging program been made available to the domiciliary state? Yes [] No [] N/A []
If no, attach a description with this statement.
.....

16.

For the reporting entity's security lending program, state the amount of the following as of the current statement date:

16.1

Total fair value of reinvested collateral assets reported on Schedule DL, Parts 1 and 2.

\$.....

0

16.2

Total book/adjusted carrying value of reinvested collateral assets reported on Schedule DL, Parts 1 and 2

\$.....

0

16.3

Total payable for securities lending reported on the liability page.

\$.....

0

11.1

GENERAL INTERROGATORIES

17. Excluding items in Schedule E - Part 3 - Special Deposits, real estate, mortgage loans and investments held physically in the reporting entity's offices, vaults or safety deposit boxes, were all stocks, bonds and other securities, owned throughout the current year held pursuant to a custodial agreement with a qualified bank or trust company in accordance with Section 1, III - General Examination Considerations, F. Outsourcing of Critical Functions, Custodial or Safekeeping Agreements of the NAIC Financial Condition Examiners Handbook? Yes [X] No []
- 17.1 For all agreements that comply with the requirements of the NAIC Financial Condition Examiners Handbook, complete the following:

1 Name of Custodian(s)	2 Custodian Address
JP Morgan Chase	4 Metro Tech Center, 6th Floor, Mail Code: NY1-C512, Brooklyn, NY 11245, Attn: Charline Ottley

- 17.2 For all agreements that do not comply with the requirements of the NAIC Financial Condition Examiners Handbook, provide the name, location and a complete explanation:

1 Name(s)	2 Location(s)	3 Complete Explanation(s)

- 17.3 Have there been any changes, including name changes, in the custodian(s) identified in 17.1 during the current quarter? Yes [] No [X]
- 17.4 If yes, give full information relating thereto:

1 Old Custodian	2 New Custodian	3 Date of Change	4 Reason

- 17.5 Investment management – Identify all investment advisors, investment managers, broker/dealers, including individuals that have the authority to make investment decisions on behalf of the reporting entity. For assets that are managed internally by employees of the reporting entity, note as such. ["...that have access to the investment accounts"; "...handle securities"]

1 Name of Firm or Individual	2 Affiliation
BLACKROCK FINANCIAL MANAGEMENT, INC	U.....
Humana Inc.	I.....

- 17.5097 For those firms/individuals listed in the table for Question 17.5, do any firms/individuals unaffiliated with the reporting entity (i.e. designated with a "U") manage more than 10% of the reporting entity's invested assets?..... Yes [X] No []
- 17.5098 For firms/individuals unaffiliated with the reporting entity (i.e. designated with a "U") listed in the table for Question 17.5, does the total assets under management aggregate to more than 50% of the reporting entity's invested assets?..... Yes [X] No []

- 17.6 For those firms or individuals listed in the table for 17.5 with an affiliation code of "A" (affiliated) or "U" (unaffiliated), provide the information for the table below.

1 Central Registration Depository Number	2 Name of Firm or Individual	3 Legal Entity Identifier (LEI)	4 Registered With	5 Investment Management Agreement (IMA) Filed
107105	BLACKROCK FINANCIAL MANAGEMENT, INC	549300LVXY1VJKE13M84	The SEC	DS.....

- 18.1 Have all the filing requirements of the Purposes and Procedures Manual of the NAIC Investment Analysis Office been followed? Yes [X] No []
- 18.2 If no, list exceptions:
.....

19. By self-designating 5GI securities, the reporting entity is certifying the following elements for each self-designated 5GI security:

a. Documentation necessary to permit a full credit analysis of the security does not exist or an NAIC CRP credit rating for an FE or PL security is not available.
b. Issuer or obligor is current on all contracted interest and principal payments.
c. The insurer has an actual expectation of ultimate payment of all contracted interest and principal.

Has the reporting entity self-designated 5GI securities? Yes [] No [X]

20. By self-designating PLGI securities, the reporting entity is certifying the following elements of each self-designated PLGI security:

a. The security was purchased prior to January 1, 2018.
b. The reporting entity is holding capital commensurate with the NAIC Designation reported for the security.
c. The NAIC Designation was derived from the credit rating assigned by an NAIC CRP in its legal capacity as a NRSRO which is shown on a current private letter rating held by the insurer and available for examination by state insurance regulators.
d. The reporting entity is not permitted to share this credit rating of the PL security with the SVO.

Has the reporting entity self-designated PLGI securities? Yes [] No [X]

21. By assigning FE to a Schedule BA non-registered private fund, the reporting entity is certifying the following elements of each self-designated FE fund:

a. The shares were purchased prior to January 1, 2019.
b. The reporting entity is holding capital commensurate with the NAIC Designation reported for the security.
c. The security had a public credit rating(s) with annual surveillance assigned by an NAIC CRP in its legal capacity as an NRSRO prior to January 1, 2019.
d. The fund only or predominantly holds bonds in its portfolio.
e. The current reported NAIC Designation was derived from the public credit rating(s) with annual surveillance assigned by an NAIC CRP in its legal capacity as an NRSRO.
f. The public credit rating(s) with annual surveillance assigned by an NAIC CRP has not lapsed.

Has the reporting entity assigned FE to Schedule BA non-registered private funds that complied with the above criteria? Yes [] No [X]

GENERAL INTERROGATORIES

PART 2 - HEALTH

1.

Operating Percentages:

1.1 A&H loss percent

87.2 %

1.2 A&H cost containment percent

4.5 %

1.3 A&H expense percent excluding cost containment expenses

17.7 %
- 2.1

Do you act as a custodian for health savings accounts?

Yes [] No [X]
- 2.2

If yes, please provide the amount of custodial funds held as of the reporting date

\$.0
- 2.3

Do you act as an administrator for health savings accounts?

Yes [] No [X]
- 2.4

If yes, please provide the balance of the funds administered as of the reporting date

\$.0
3.

Is the reporting entity licensed or chartered, registered, qualified, eligible or writing business in at least two states?

Yes [X] No []
- 3.1

If no, does the reporting entity assume reinsurance business that covers risks residing in at least one state other than the state of domicile of the reporting entity?

Yes [] No []

STATEMENT AS OF SEPTEMBER 30, 2023 OF THE Humana Health Plan of Ohio Inc.

SCHEDULE S - CEDED REINSURANCE

Showing All New Reinsurance Treaties - Current Year to Date

1	2	3	4	5	6	7	8	9	10
NAIC Company Code	ID Number	Effective Date	Name of Reinsurer	Domiciliary Jurisdiction	Type of Reinsurance Ceded	Type of Business Ceded	Type of Reinsurer	Certified Reinsurer Rating (1 through 6)	Effective Date of Certified Reinsurer Rating
			NONE						

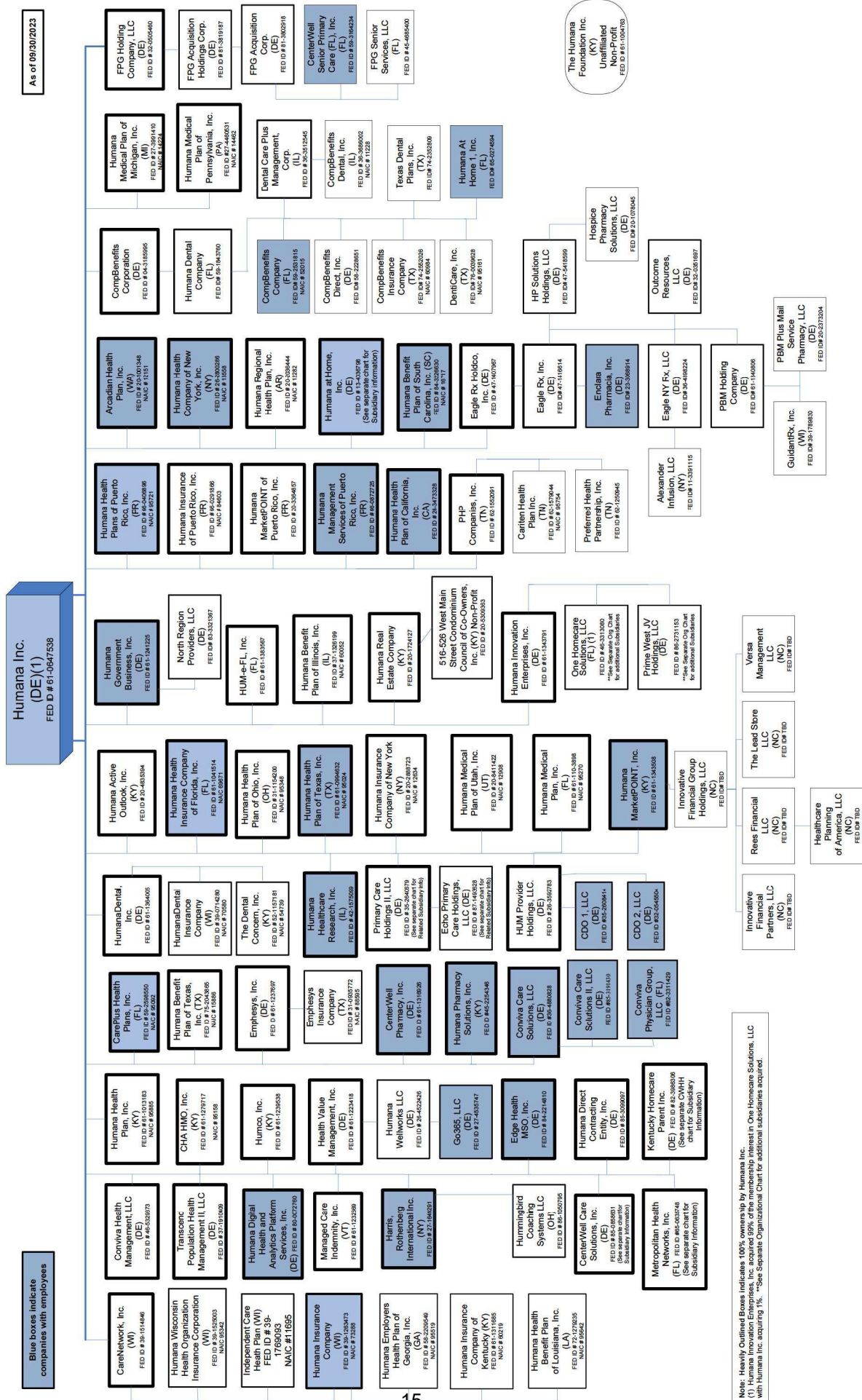
SCHEDULE T - PREMIUMS AND OTHER CONSIDERATIONS

Current Year to Date - Allocated by States and Territories

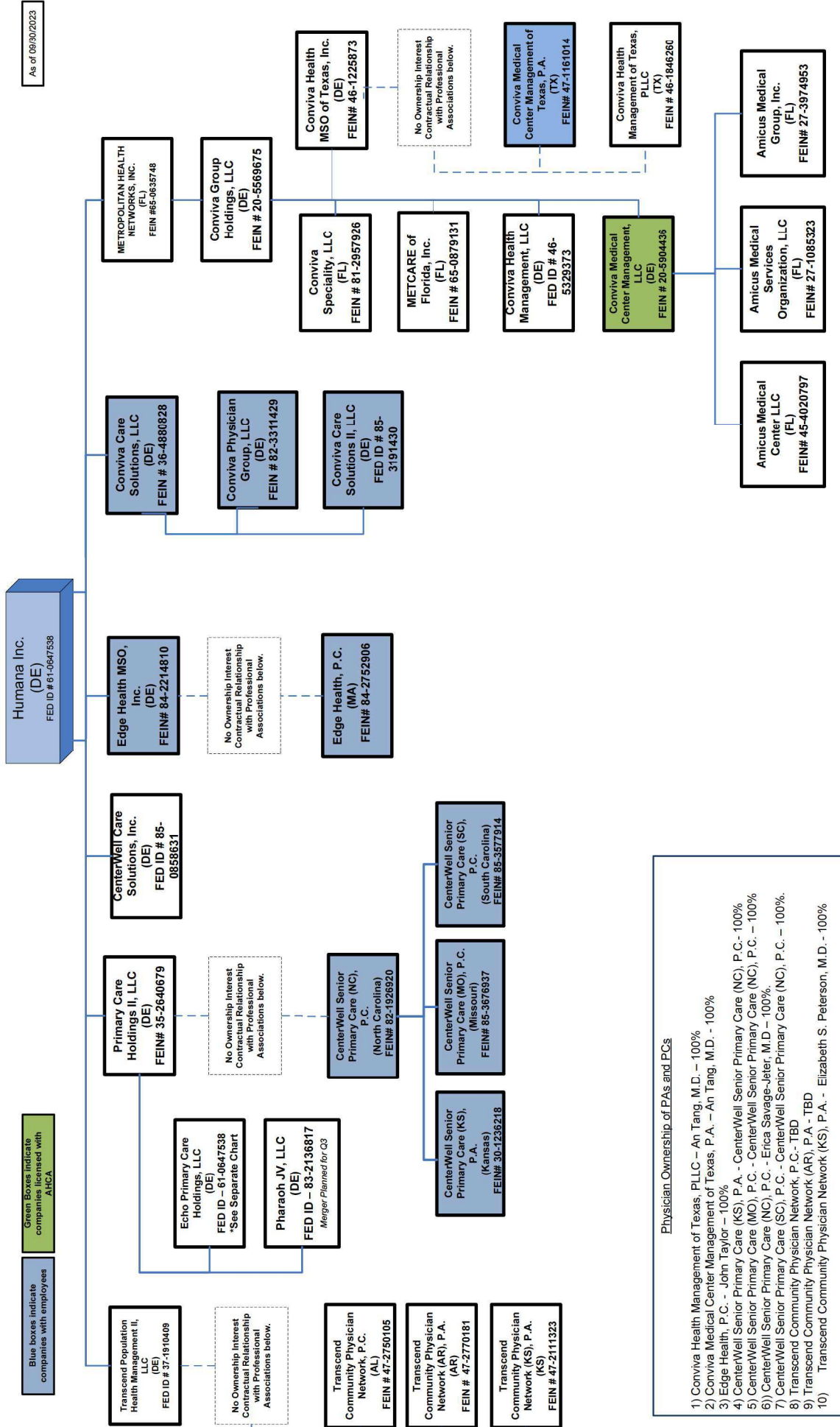
		1	Direct Business Only								
			2	3	4	5	6	7	8	9	10
States, etc.		Active Status (a)	Accident and Health Premiums	Medicare Title XVIII	Medicaid Title XIX	CHIP Title XXI	Federal Employees Health Benefits Program Premiums	Life and Annuity Premiums & Other Considerations	Property/Casualty Premiums	Total Columns 2 Through 8	Deposit-Type Contracts
1.	Alabama	AL	..N.....000000000
2.	Alaska	AK	..N.....000000000
3.	Arizona	AZ	..N.....000000000
4.	Arkansas	AR	..N.....000000000
5.	California	CA	..N.....000000000
6.	Colorado	CO	..N.....000000000
7.	Connecticut	CT	..N.....000000000
8.	Delaware	DE	..N.....000000000
9.	District of Columbia	DC	..N.....000000000
10.	Florida	FL	..N.....000000000
11.	Georgia	GA	..N.....000000000
12.	Hawaii	HI	..N.....000000000
13.	Idaho	ID	..N.....000000000
14.	Illinois	IL	..N.....000000000
15.	Indiana	IN	..L.....000000000
16.	Iowa	IA	..N.....000000000
17.	Kansas	KS	..N.....000000000
18.	Kentucky	KY	..L.....0	112,355,07400000	112,355,0740
19.	Louisiana	LA	..N.....000000000
20.	Maine	ME	..N.....000000000
21.	Maryland	MD	..N.....000000000
22.	Massachusetts	MA	..N.....000000000
23.	Michigan	MI	..N.....000000000
24.	Minnesota	MN	..N.....000000000
25.	Mississippi	MS	..N.....000000000
26.	Missouri	MO	..N.....000000000
27.	Montana	MT	..N.....000000000
28.	Nebraska	NE	..N.....000000000
29.	Nevada	NV	..N.....000000000
30.	New Hampshire	NH	..N.....000000000
31.	New Jersey	NJ	..N.....000000000
32.	New Mexico	NM	..N.....000000000
33.	New York	NY	..N.....000000000
34.	North Carolina	NC	..N.....000000000
35.	North Dakota	ND	..N.....000000000
36.	Ohio	OH	..L.....93,150,606(30,738)	355,122,7260	1,176,37200	449,418,9670
37.	Oklahoma	OK	..N.....000000000
38.	Oregon	OR	..N.....000000000
39.	Pennsylvania	PA	..N.....000000000
40.	Rhode Island	RI	..N.....000000000
41.	South Carolina	SC	..N.....000000000
42.	South Dakota	SD	..N.....000000000
43.	Tennessee	TN	..N.....000000000
44.	Texas	TX	..N.....000000000
45.	Utah	UT	..N.....000000000
46.	Vermont	VT	..N.....000000000
47.	Virginia	VA	..N.....000000000
48.	Washington	WA	..N.....000000000
49.	West Virginia	WV	..N.....000000000
50.	Wisconsin	WI	..N.....000000000
51.	Wyoming	WY	..N.....000000000
52.	American Samoa	AS	..N.....000000000
53.	Guam	GU	..N.....000000000
54.	Puerto Rico	PR	..N.....000000000
55.	U.S. Virgin Islands	VI	..N.....000000000
56.	Northern Mariana Islands	MP	..N.....000000000
57.	Canada	CAN	..N.....000000000
58.	Aggregate Other Aliens	OT	..XXX.....000000000
59.	Subtotal	XXX	93,150,606	112,324,337	355,122,7260	1,176,37200	561,774,0410
60.	Reporting Entity Contributions for Employee Benefit Plans	XXX000000000
61.	Totals (Direct Business)	XXX	93,150,606	112,324,337	355,122,726	0	1,176,372	0	0	561,774,041	0
DETAILS OF WRITE-INS											
58001.	XXX000000000
58002.	XXX000000000
58003.	XXX000000000
58998.	Summary of remaining write-ins for Line 58 from overflow page	XXX000000000
58999.	Totals (Lines 58001 through 58003 plus 58998)(Line 58 above)	XXX	0	0	0	0	0	0	0	0	0

(a) Active Status Counts:
1. L - Licensed or Chartered - Licensed insurance carrier or domiciled RRG..... 3
2. R - Registered - Non-domiciled RRGs..... 0
3. E - Eligible - Reporting entities eligible or approved to write surplus lines in the state. 0
4. Q - Qualified - Qualified or accredited reinsurer..... 0
5. N - None of the above - Not allowed to write business in the state..... 54

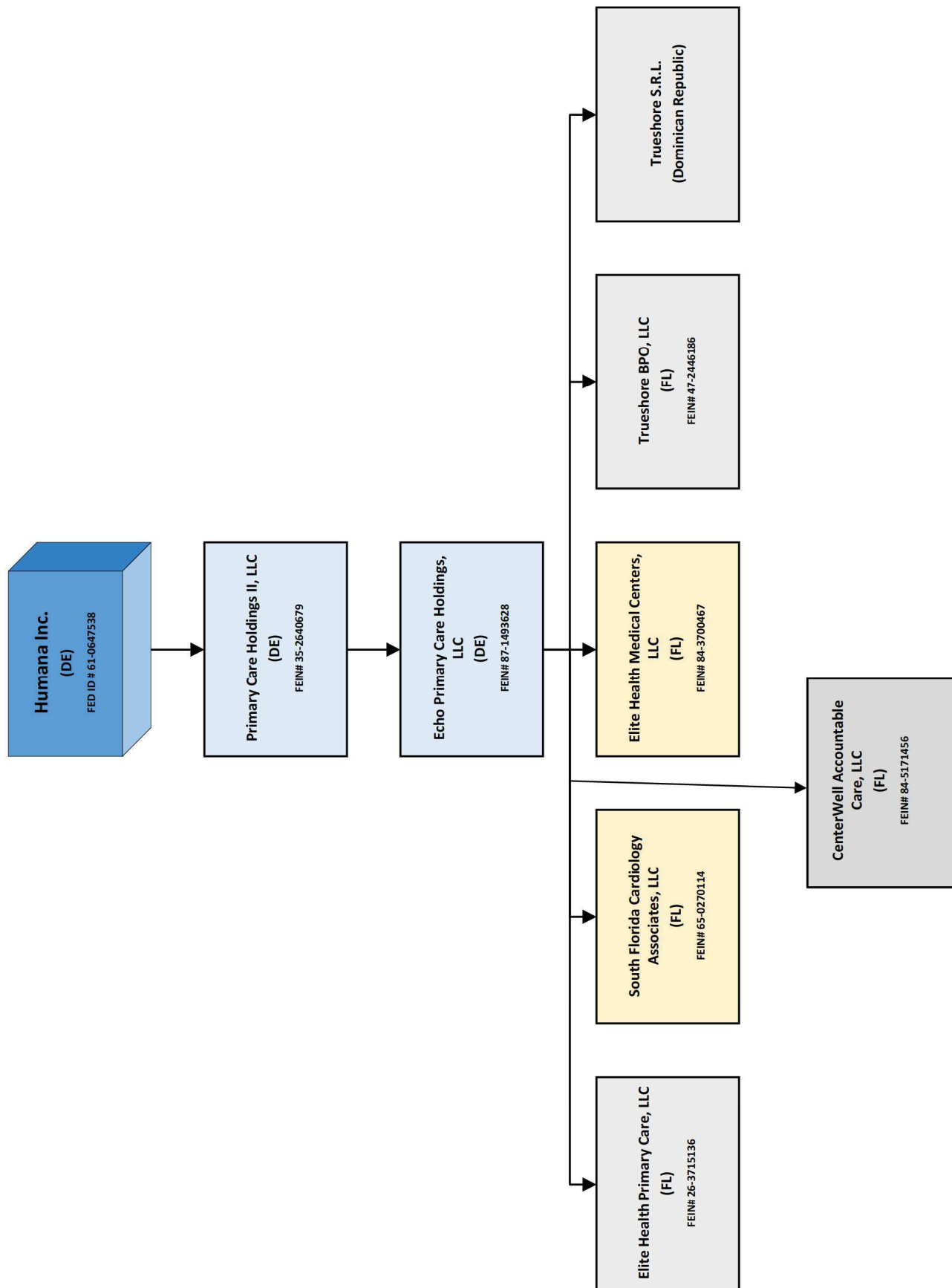
STATEMENT AS OF SEPTEMBER 30, 2023 OF THE Humana Health Plan of Ohio Inc.



Note: Heavily Outlined Boxes Indicates 100% ownership by Humana Inc.
(1) Humana Innovation Enterprises, Inc. acquired 99% of the membership interest in One Homecare Solutions, LLC with Humana Inc. acquiring 1%. **See Separate Organizational Chart for additional subsidiaries acquired

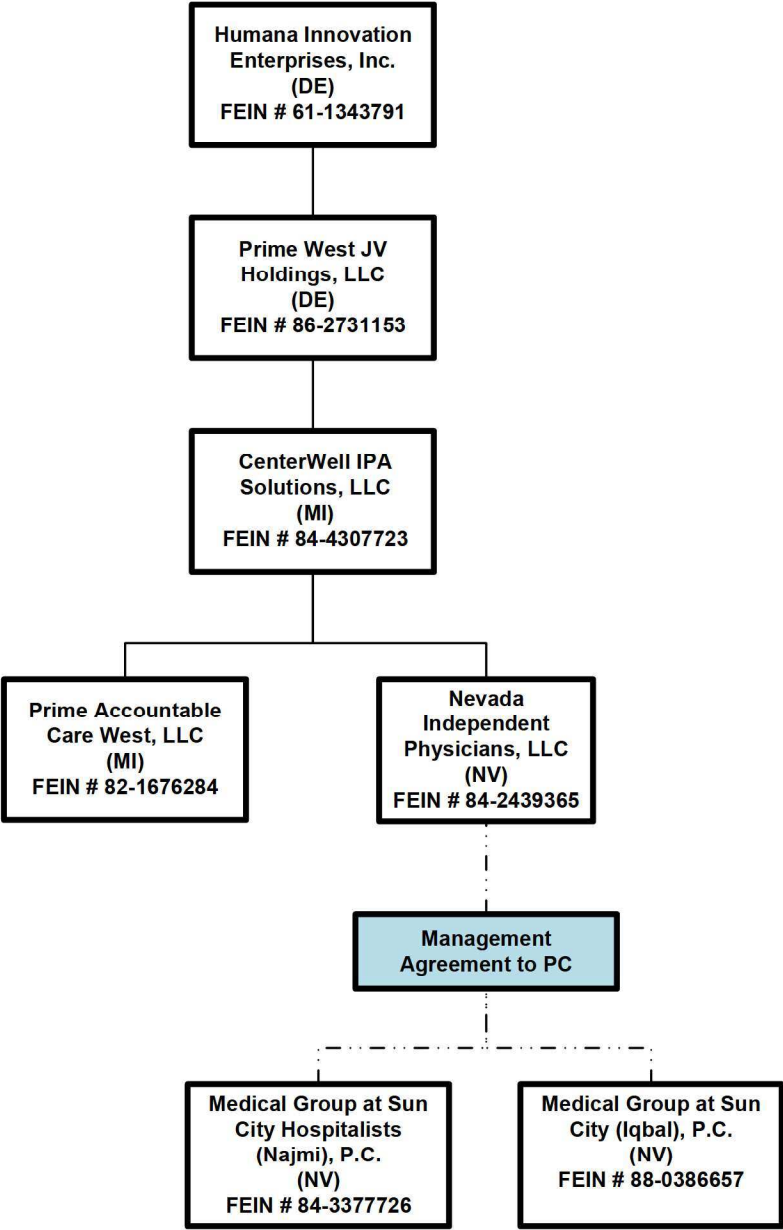


Echo Primary Care Holdings Organization Chart

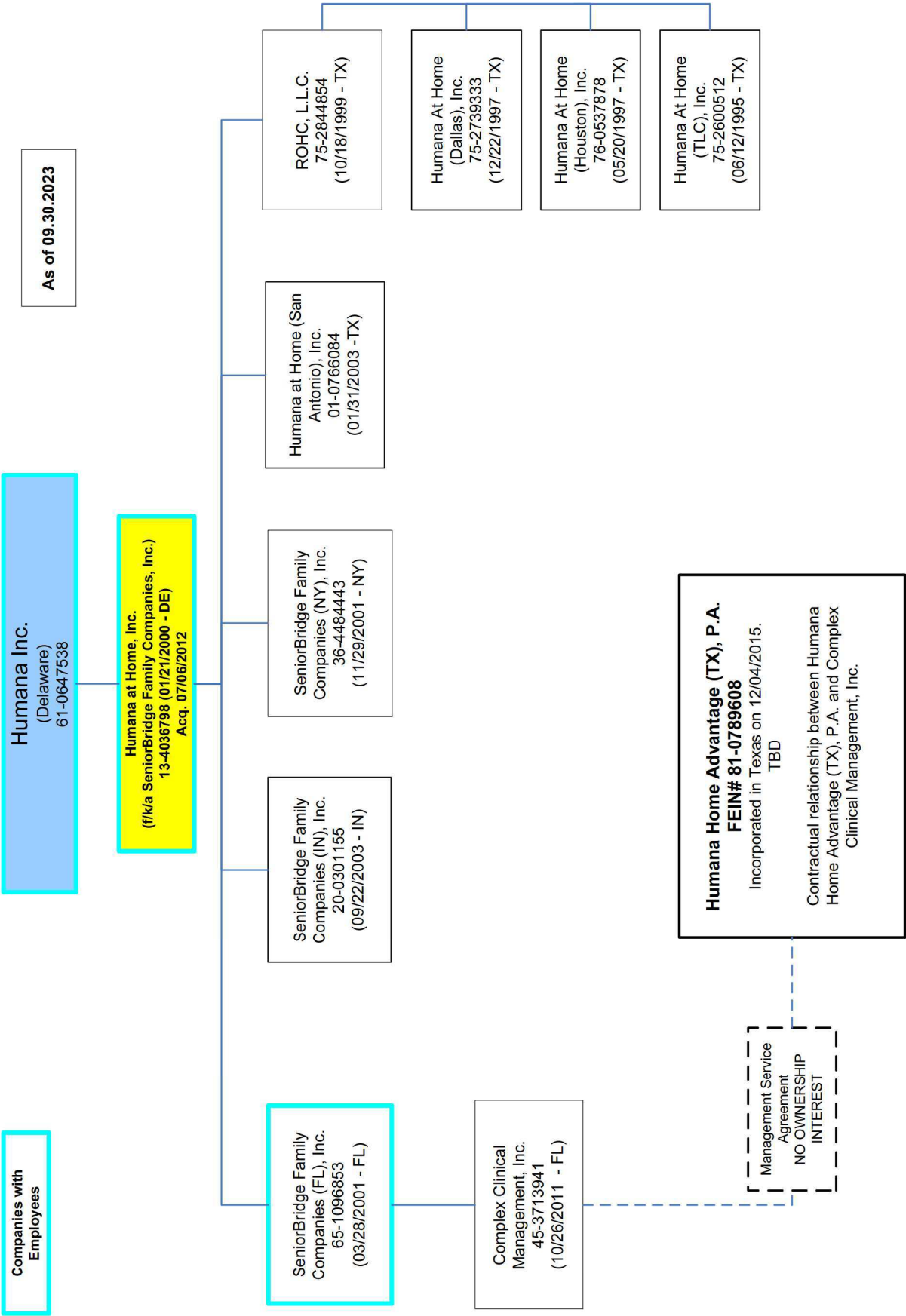


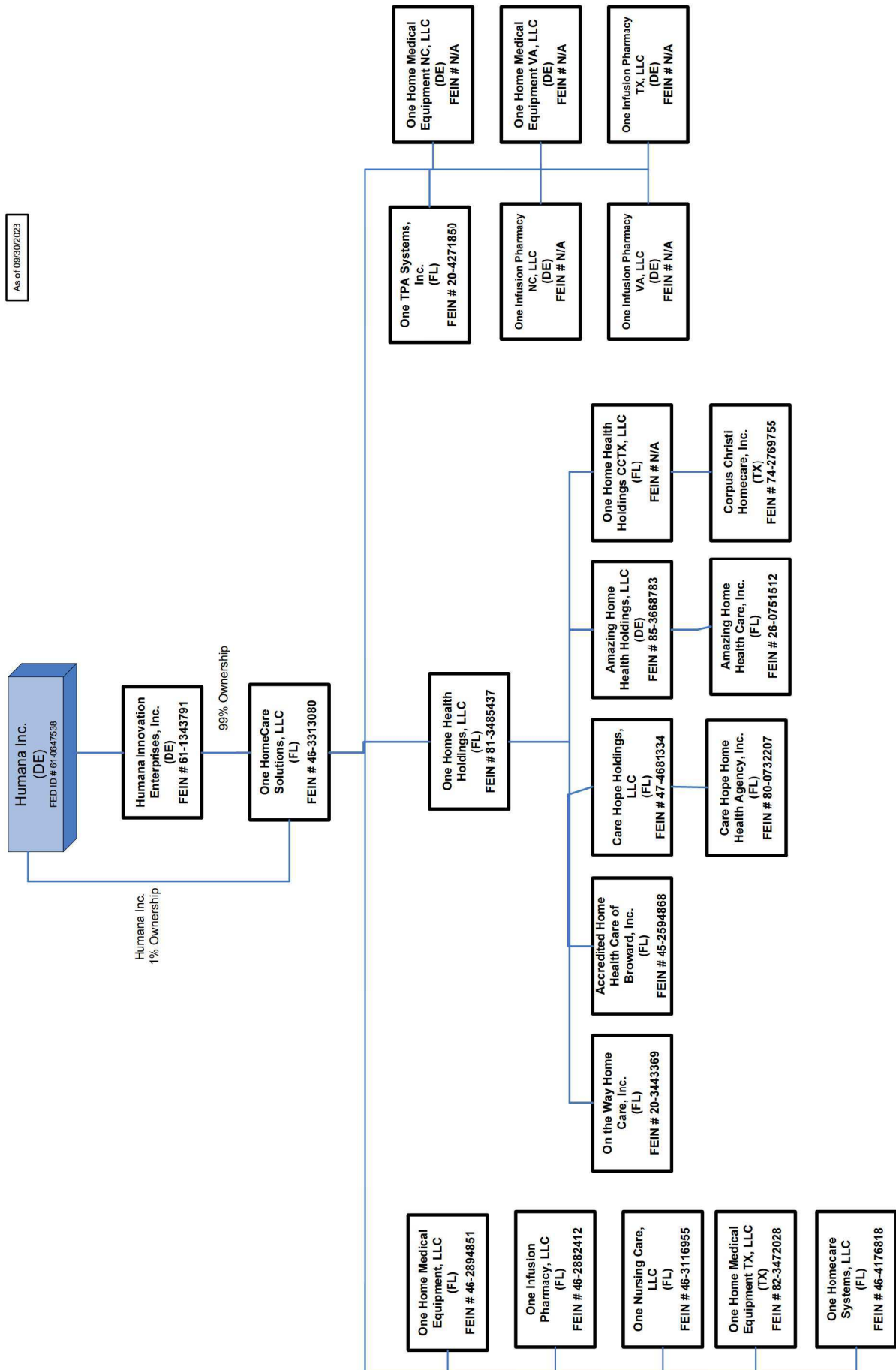
**Prime West
Organizational Chart**

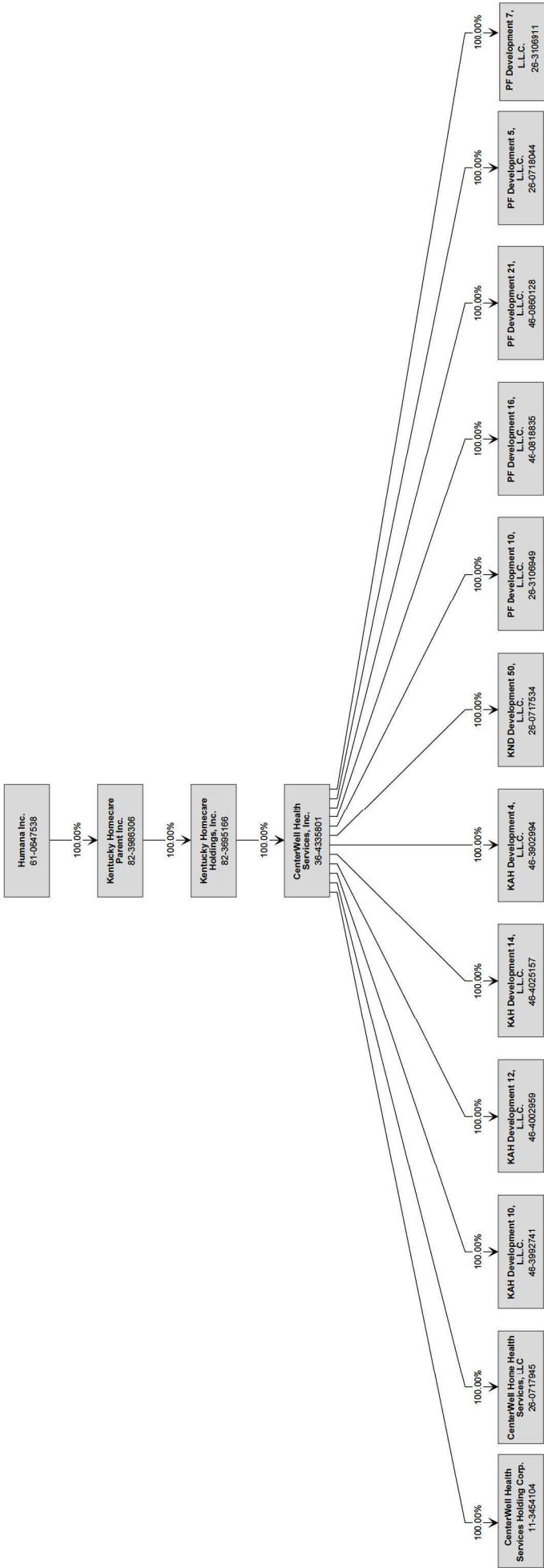
As of 09/30/2023

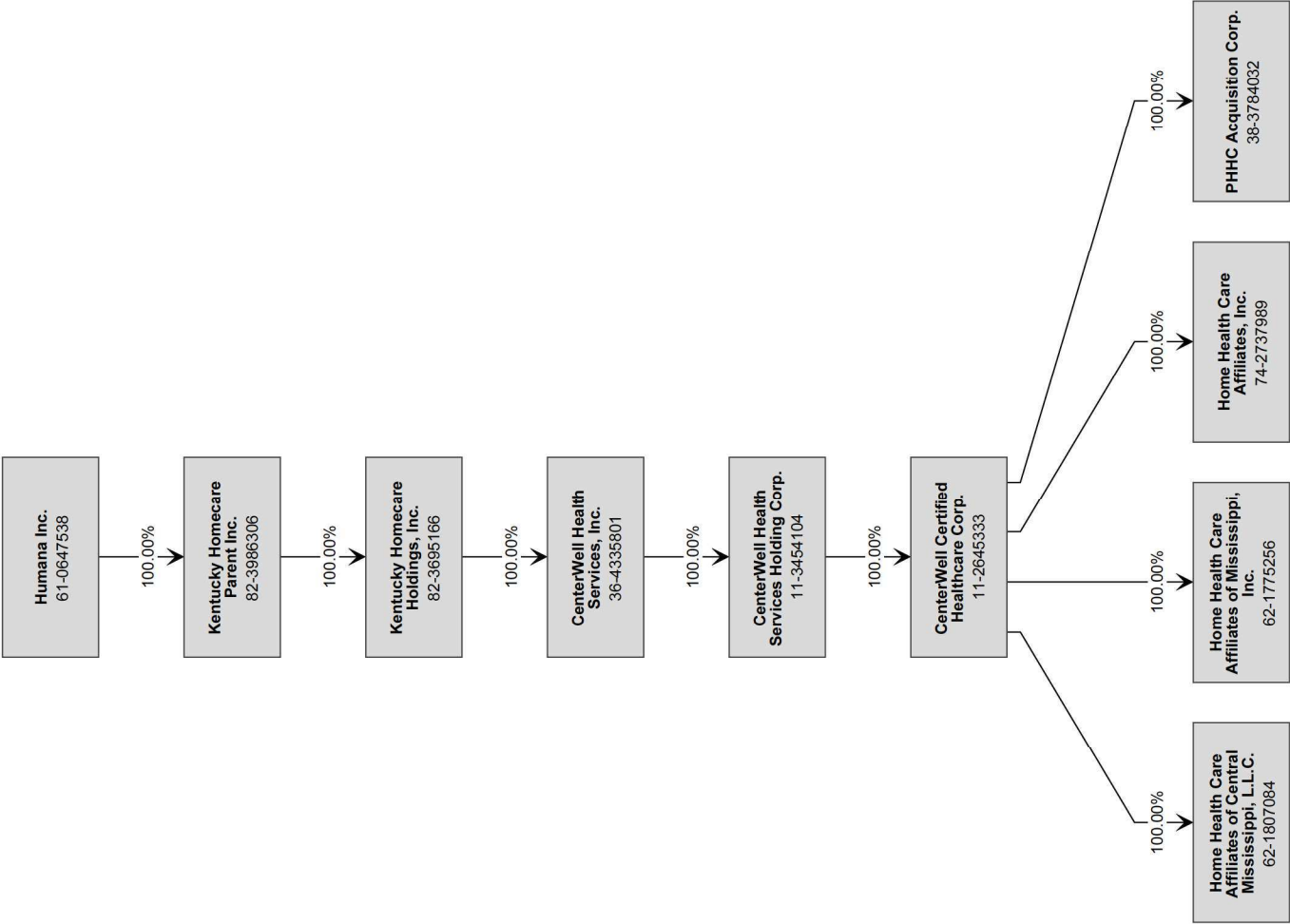


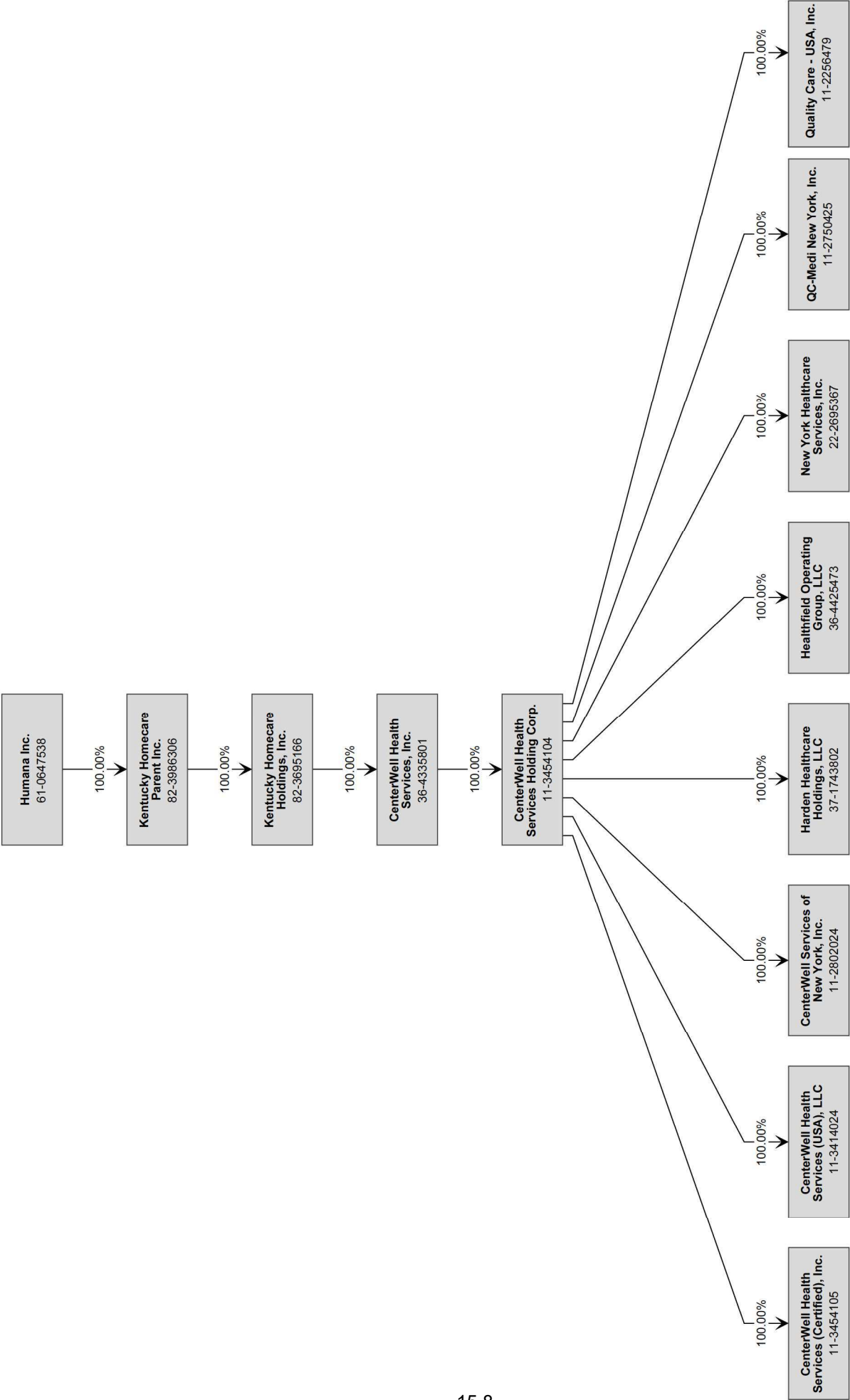
Physician Owner - TBD

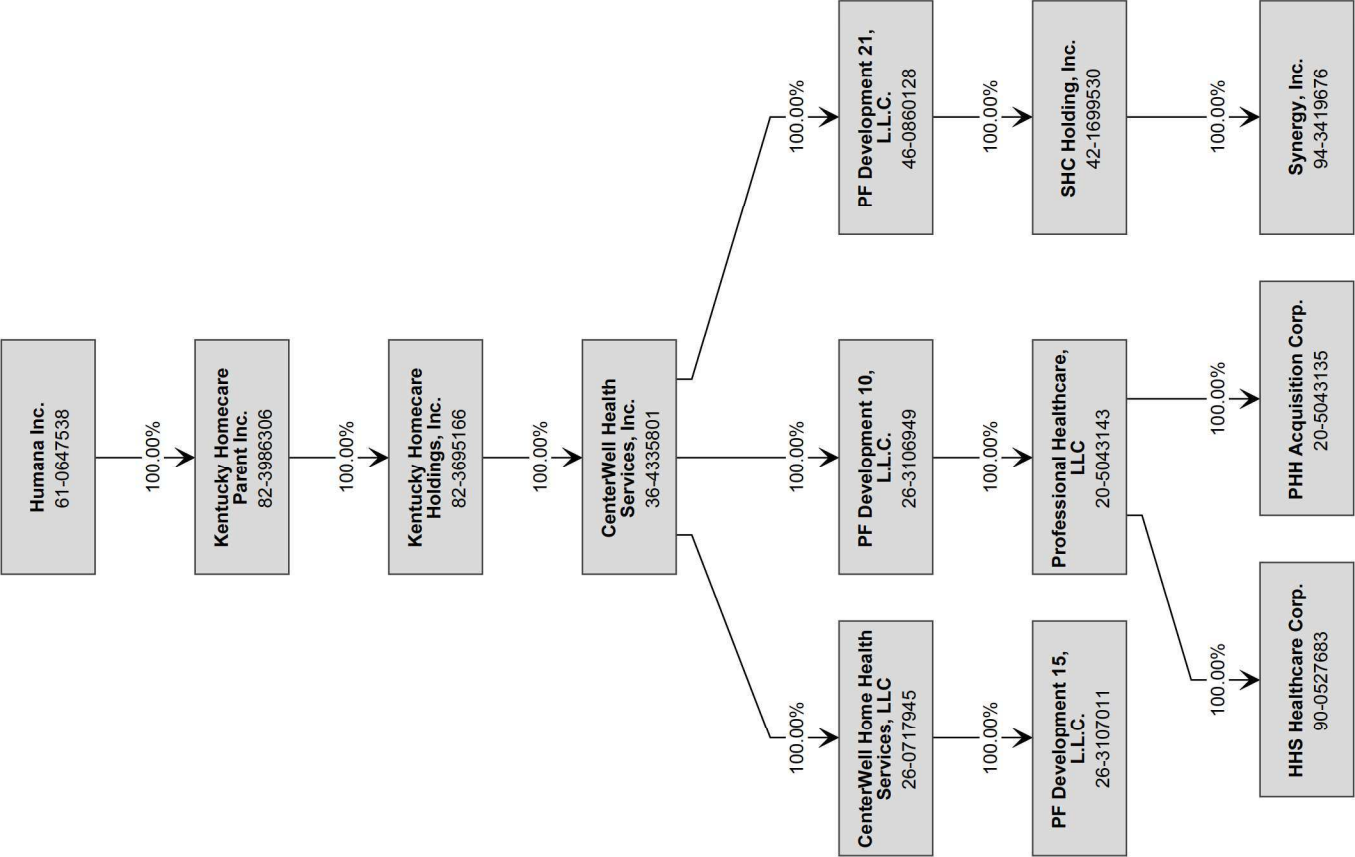


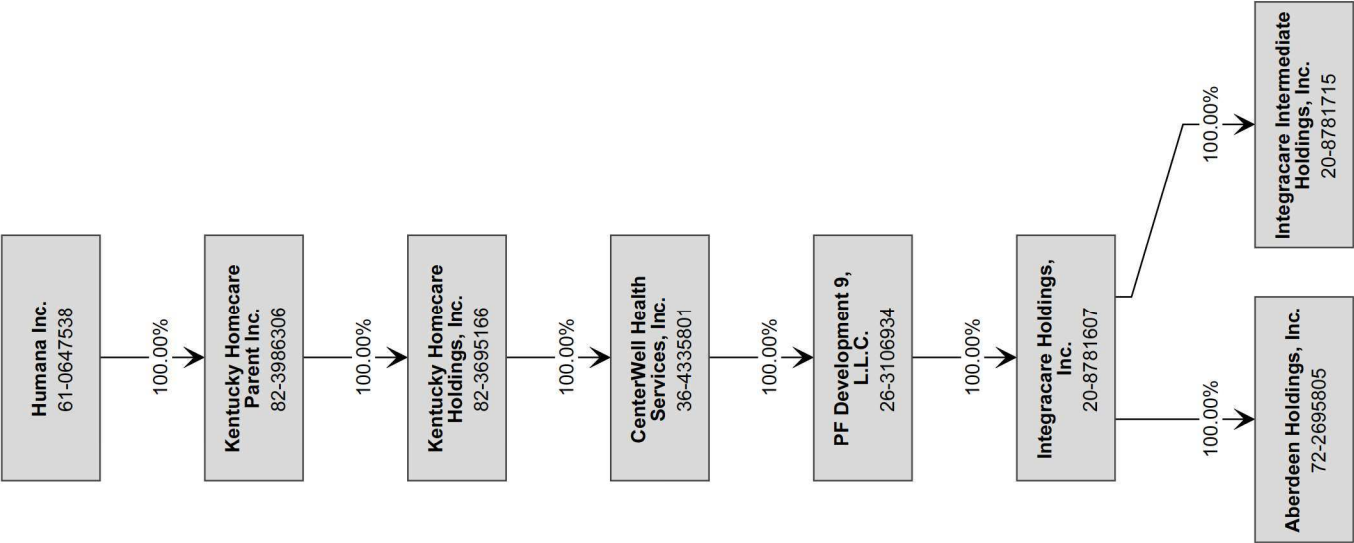


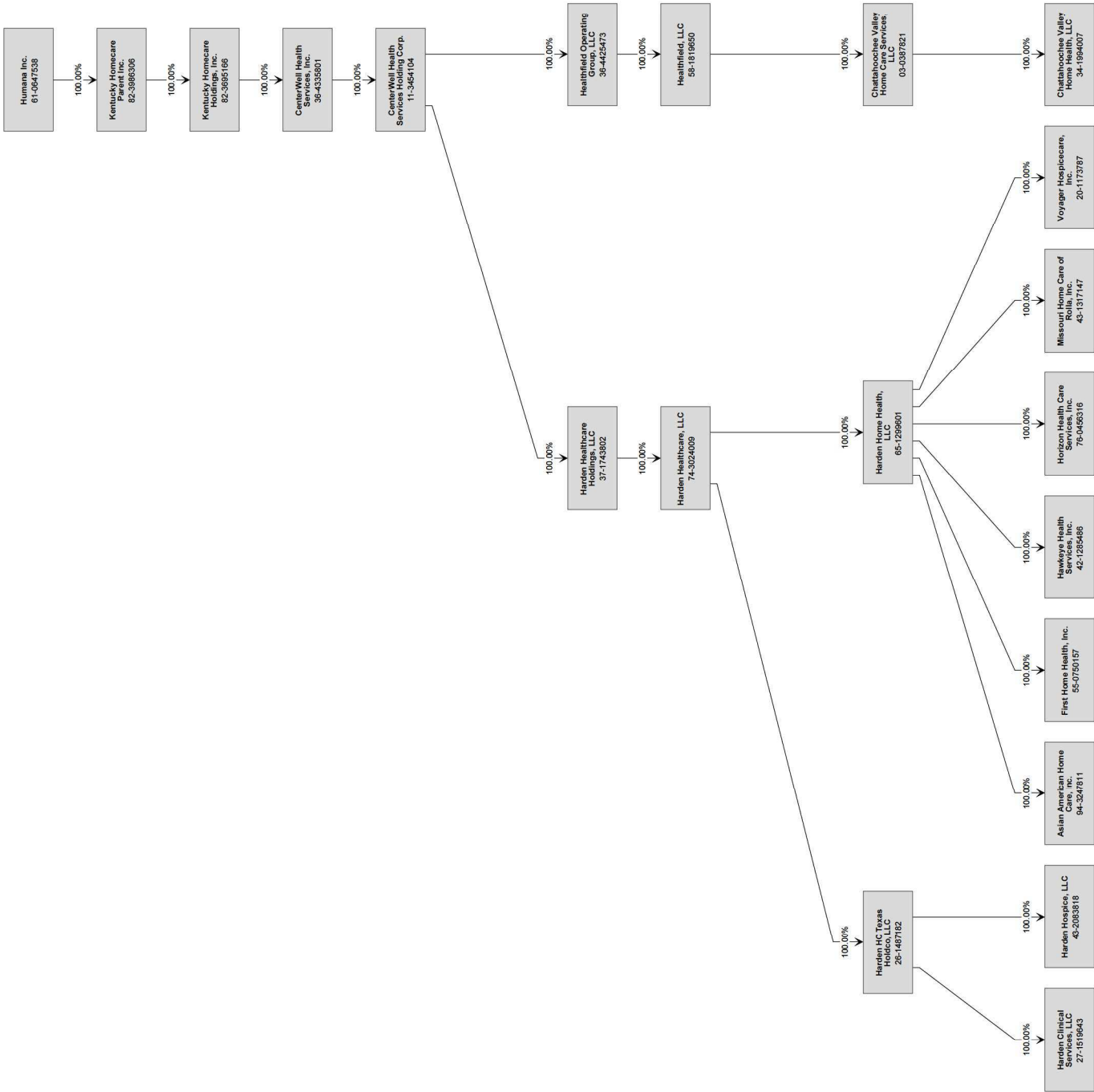


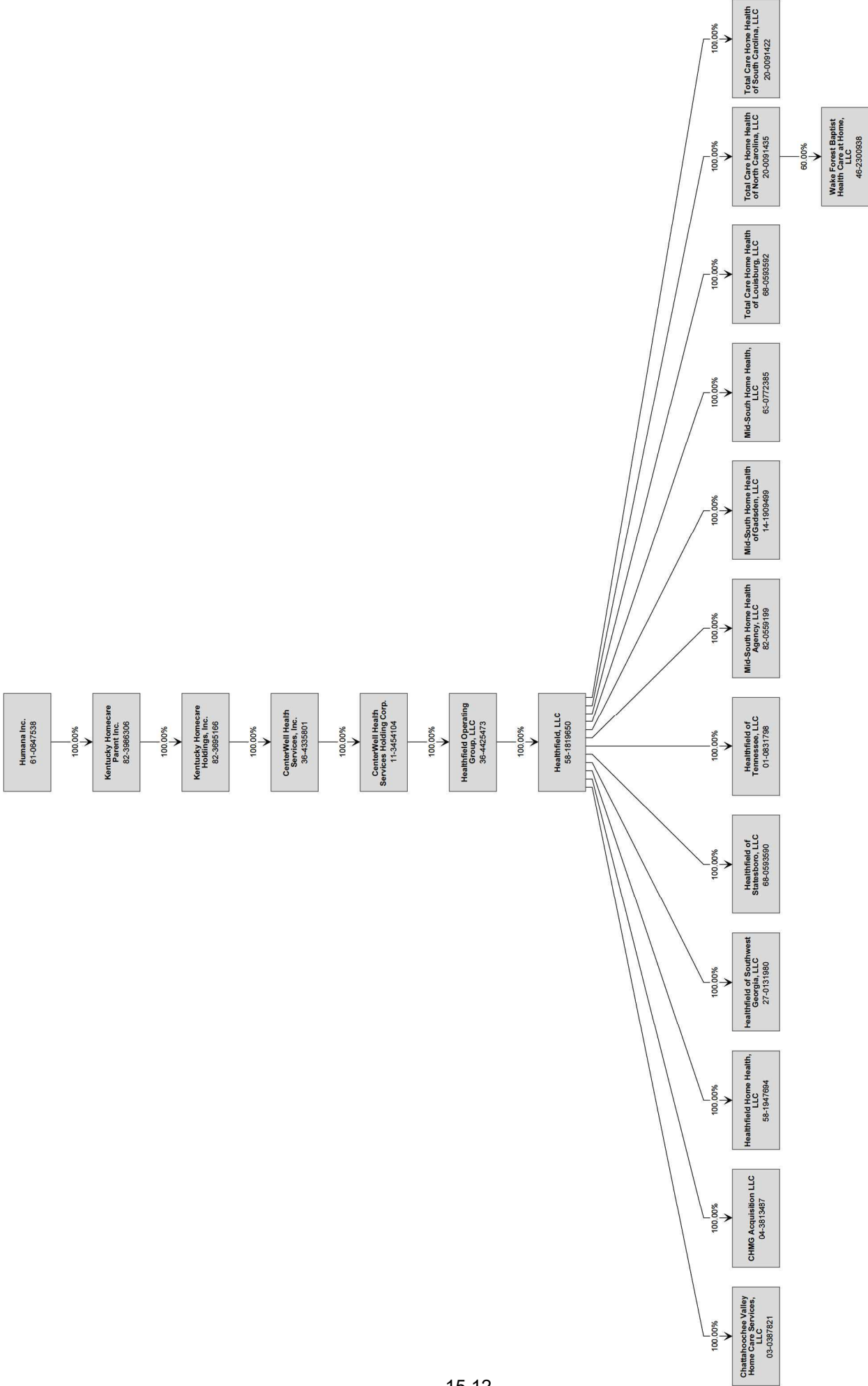


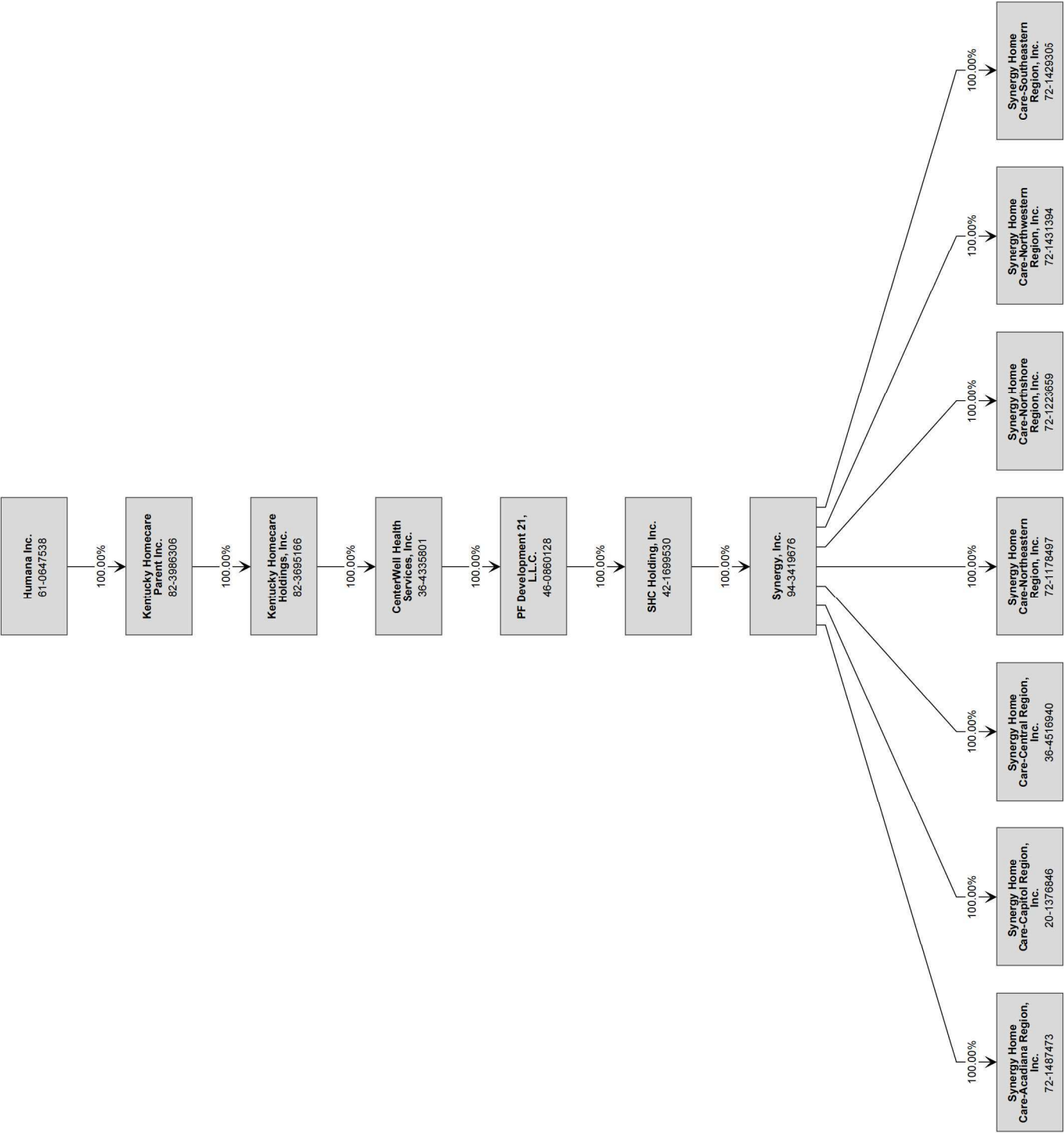


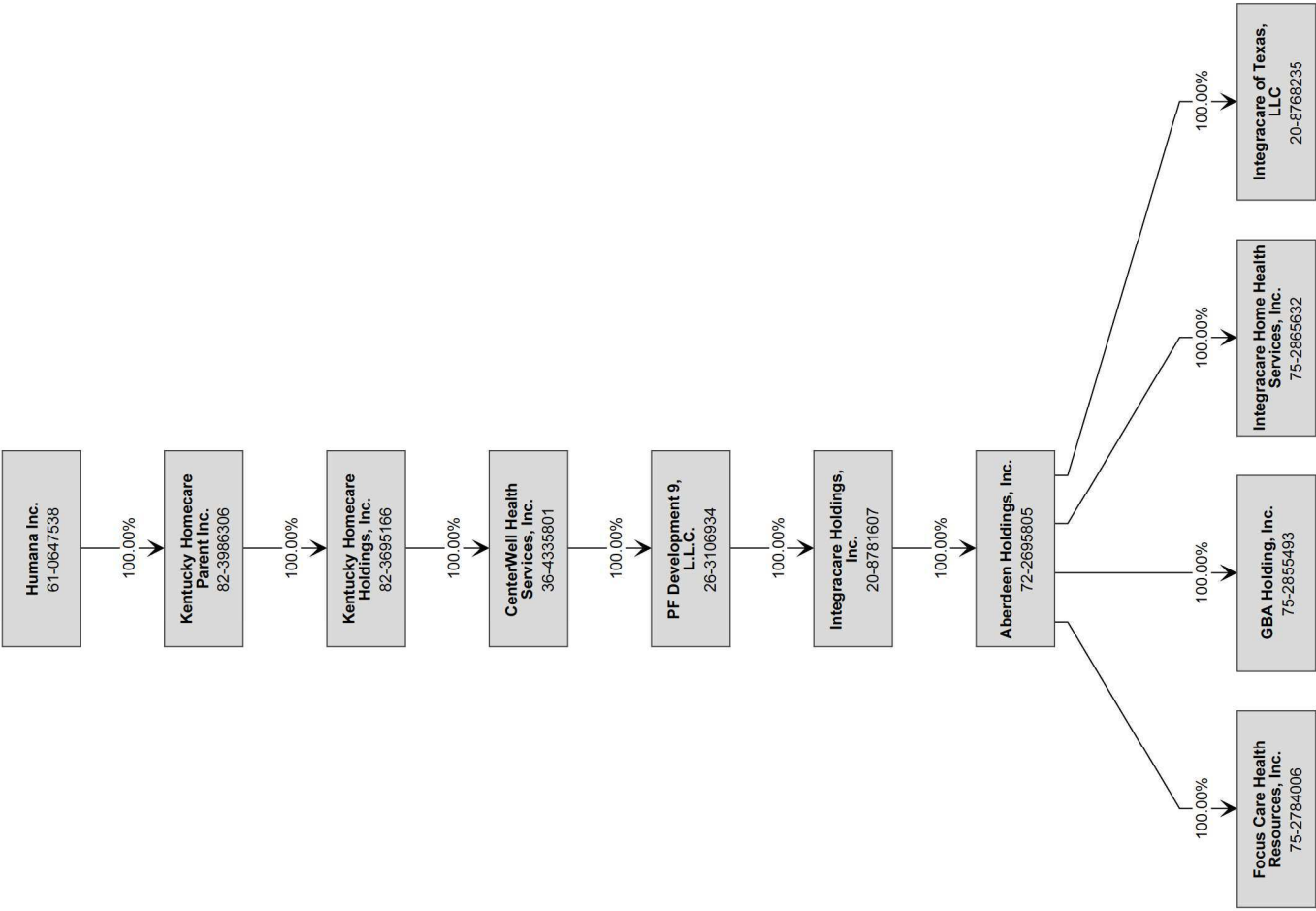


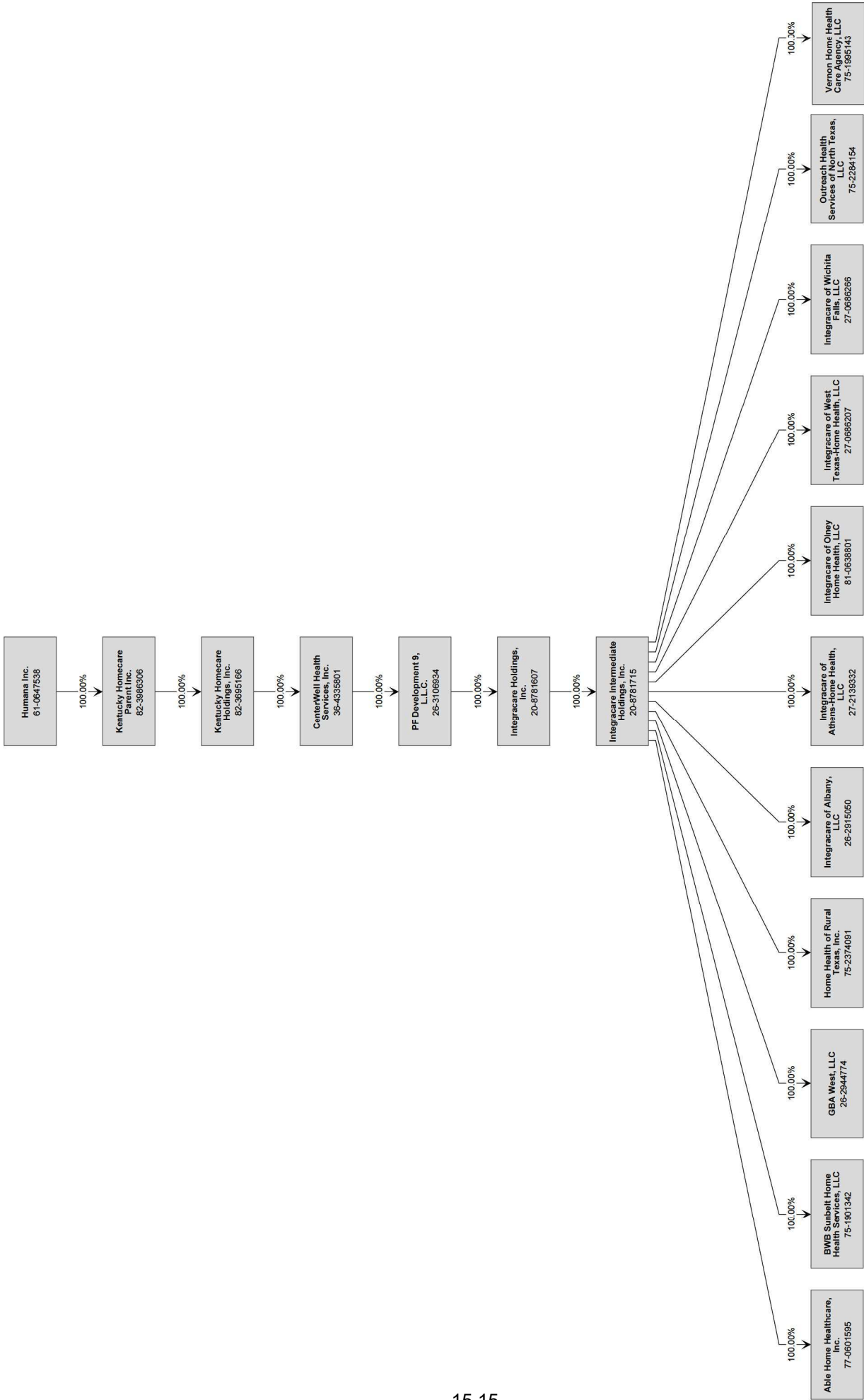


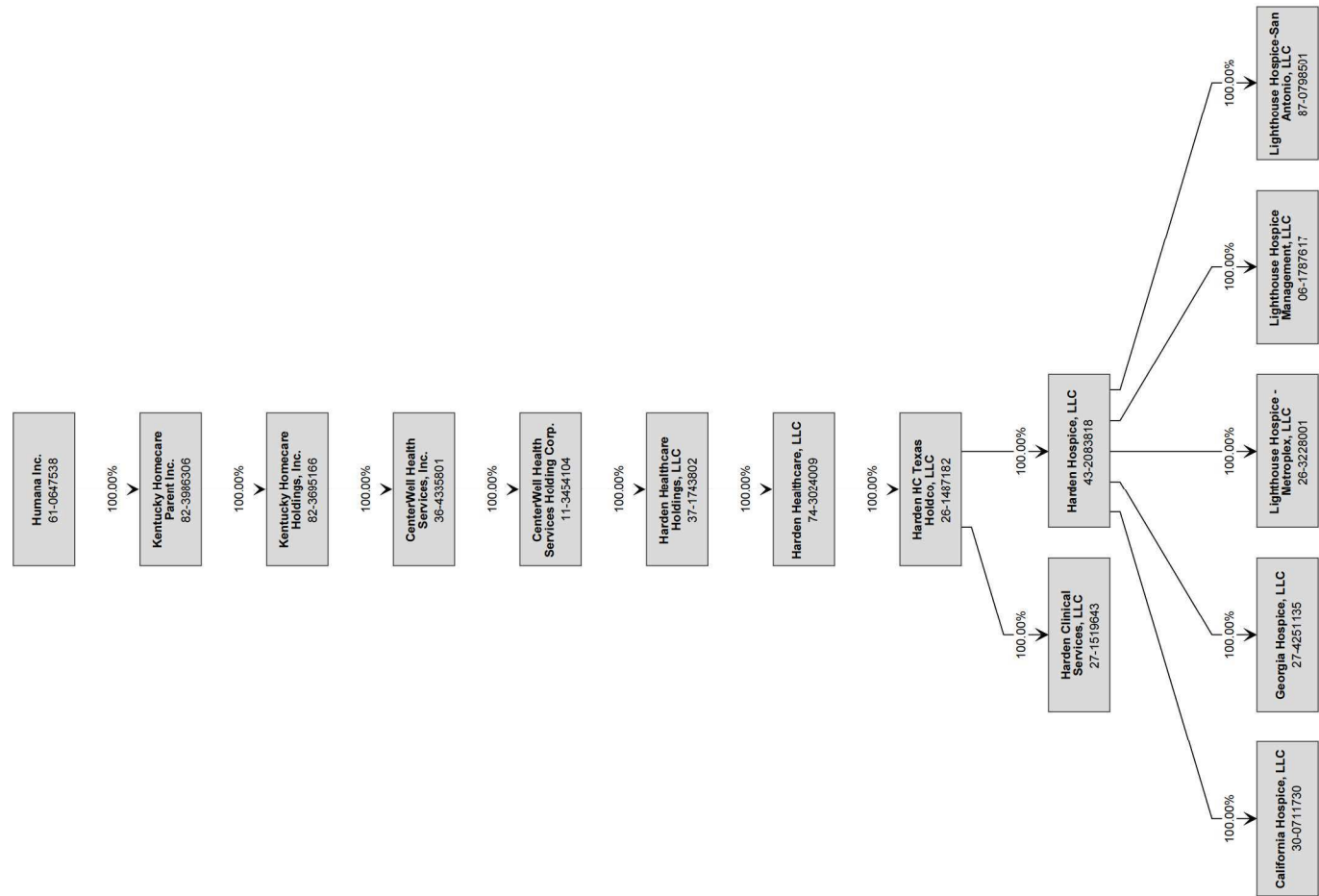


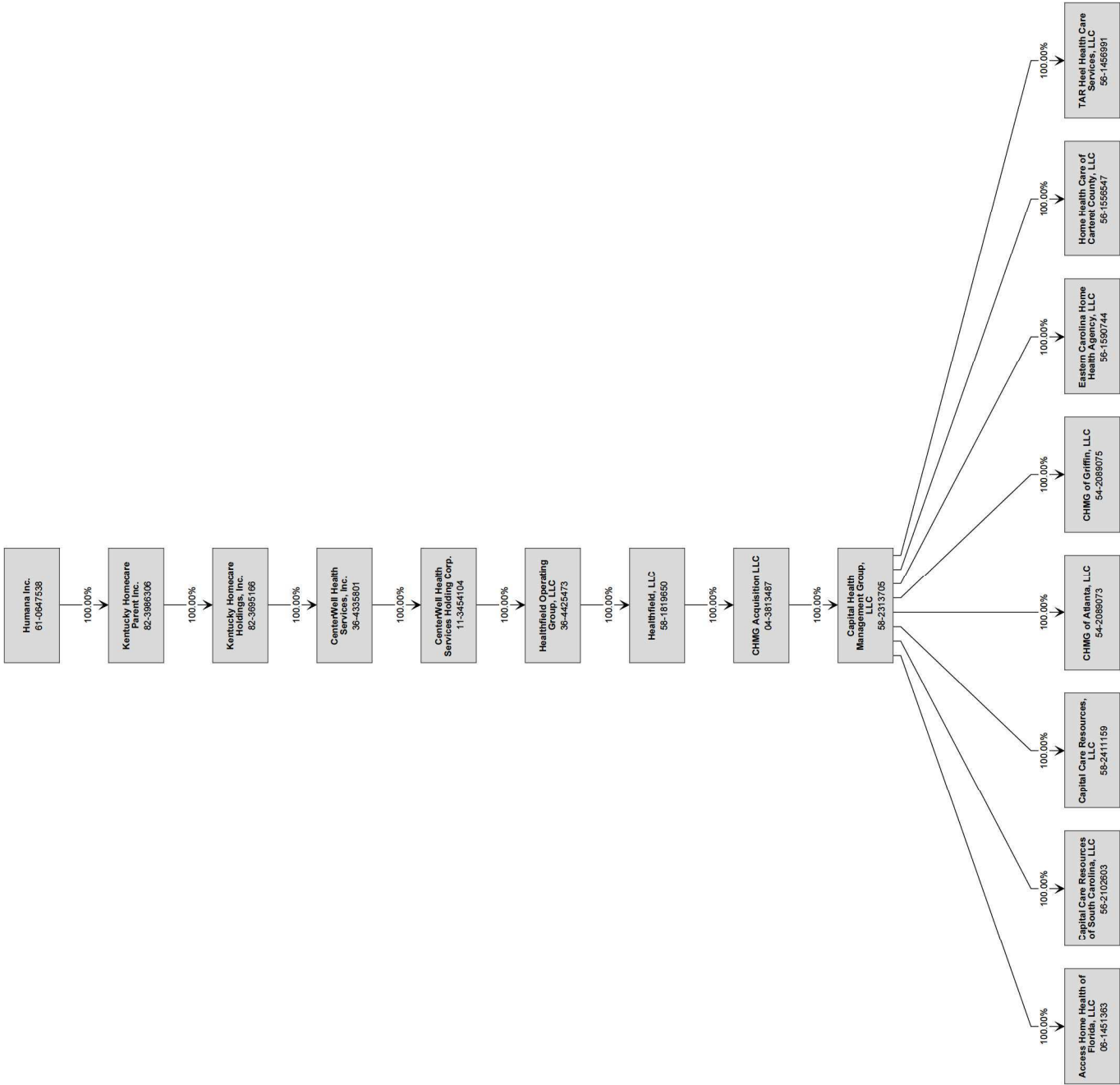


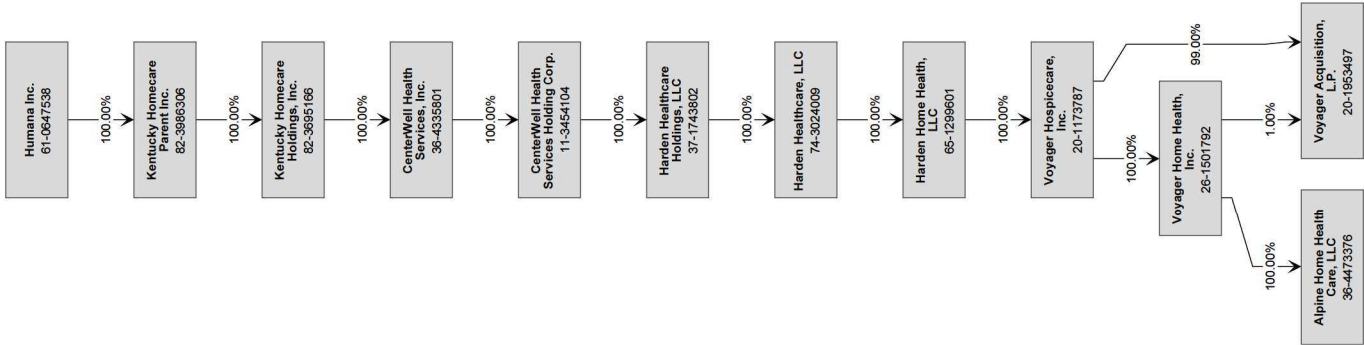


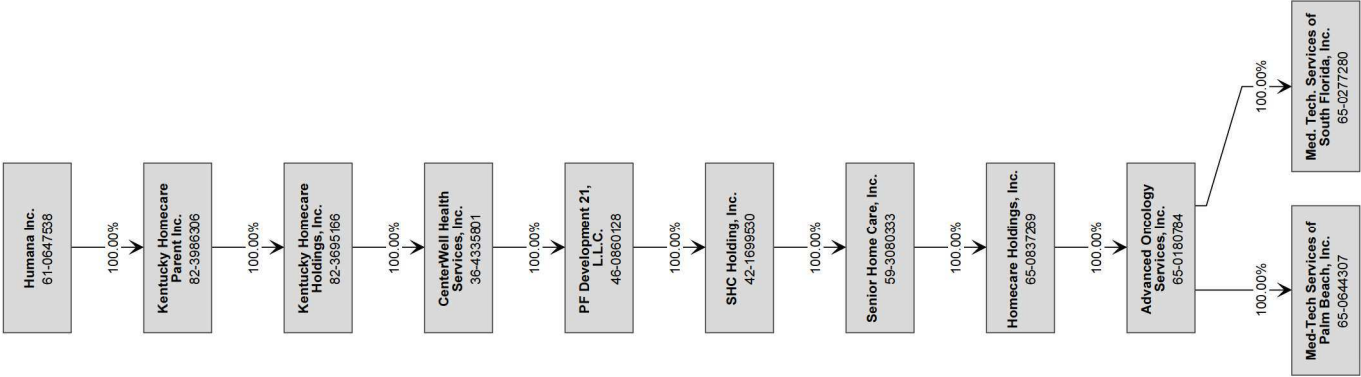












SCHEDULE Y
PART 1A - DETAIL OF INSURANCE HOLDING COMPANY SYSTEM

1	2	3	4	5	6	7	8	9	10	11	12	13	14	15	16
Group Code	Group Name	NAIC Company Code	ID Number	Federal RSSD	CIK	Name of Securities Exchange if Publicly Traded (U.S. or International)	Names of Parent, Subsidiaries Or Affiliates	Domi-ciliary Location	Relation-ship to Reporting Entity	Directly Controlled by (Name of Entity/Person)	Type of Control (Ownership, Board, Management, Attorney-in-Fact, Influence, Other)	If Control is Ownership Provide Percen-tage	Ultimate Controlling Entity(ies)/Person(s)	Is an SCA Filing Re-quired? (Yes/No)	*
. 0119	Humana Inc.	00000	20-5309363				516-526 West Main Street Condomium Council of Co-Owners, Inc.	.. KY NIA	Humana Real Estate Company	Ownership	100.000	Humana Inc.	... NO	... 0
. 0119	Humana Inc.	12151	20-1001348			.. WA	Arcadian Health Plan, Inc.	.. IA IA	Humana Inc.	Ownership	100.000	Humana Inc.	... NO	... 0
. 0119	Humana Inc.	00000	39-1514846			.. WI	CareNetwork, Inc.	.. IA NIA	Humana Inc.	Ownership	100.000	Humana Inc.	... NO	... 0
. 0119	Humana Inc.	95092	59-2598550			.. FL	CarePlus Health Plans, Inc.	.. IA IA	Humana Inc.	Ownership	100.000	Humana Inc.	... NO	... 0
. 0119	Humana Inc.	95754	62-1579044			.. TN	Cariten Health Plan Inc.	.. IA IA	PHP Companies, Inc.	Ownership	100.000	Humana Inc.	... NO	... 0
. 0119	Humana Inc.	00000	35-2608414			.. DE	CCO 1, LLC	.. NIA NIA	HUM Provider Holdings, LLC	Ownership	100.000	Humana Inc.	... NO	... 0
. 0119	Humana Inc.	00000	32-0545504			.. DE	CCO 2, LLC	.. NIA NIA	HUM Provider Holdings, LLC	Ownership	100.000	Humana Inc.	... NO	... 0
. 0119	Humana Inc.	95158	61-1279717			.. KY	CHA HMO, Inc.	.. IA IA	Humana Inc.	Ownership	100.000	Humana Inc.	... NO	... 0
. 0119	Humana Inc.	52015	59-2531815			.. FL	CompBenefits Company	.. IA IA	Humana Dental Company	Ownership	100.000	Humana Inc.	... NO	... 0
. 0119	Humana Inc.	00000	04-3185995			.. DE	CompBenefits Corporation	.. NIA NIA	Humana Inc.	Ownership	100.000	Humana Inc.	... NO	... 0
. 0119	Humana Inc.	11228	36-3686002			.. IL	CompBenefits Dental, Inc.	.. IA IA	Dental Care Plus Management, Corp.	Ownership	100.000	Humana Inc.	... NO	... 0
. 0119	Humana Inc.	00000	58-2228951			.. DE	CompBenefits Direct, Inc.	.. NIA NIA	Humana Dental Company	Ownership	100.000	Humana Inc.	... NO	... 0
. 0119	Humana Inc.	60984	74-2552026			.. TX	CompBenefits Insurance Company	.. IA IA	Humana Dental Company	Ownership	100.000	Humana Inc.	... NO	... 0
. 0119	Humana Inc.	00000	45-3713941			.. FL	Complex Clinical Management, Inc.	.. NIA NIA	SeniorBridge Family Companies (FL), Inc.	Ownership	100.000	Humana Inc.	... NO	... 0
. 0119	Humana Inc.	00000	42-1575099			.. IL	Humana Healthcare Research, Inc.	.. NIA NIA	Humana Inc.	Ownership	100.000	Humana Inc.	... NO	... 0
. 0119	Humana Inc.	00000	36-4880828			.. DE	Conviva Care Solutions, LLC	.. NIA NIA	Humana Inc.	Ownership	100.000	Humana Inc.	... NO	... 0
. 0119	Humana Inc.	15886	75-2043865			.. TX	Humana Benefit Plan of Texas, Inc.	.. IA IA	Humana Inc.	Ownership	100.000	Humana Inc.	... NO	... 0
. 0119	Humana Inc.	00000	36-3512545			.. IL	Dental Care Plus Management, Corp.	.. NIA NIA	Humana Dental Company	Ownership	100.000	Humana Inc.	... NO	... 0
. 0119	Humana Inc.	95161	76-0039628			.. TX	DentiCare, Inc.	.. IA IA	Humana Dental Company	Ownership	100.000	Humana Inc.	... NO	... 0
. 0119	Humana Inc.	88595	31-0935772			.. TX	EmpheSYS Insurance Company	.. IA IA	EmpheSYS, Inc.	Ownership	100.000	Humana Inc.	... NO	... 0
. 0119	Humana Inc.	00000	61-1237697			.. DE	EmpheSYS, Inc.	.. NIA NIA	Humana Inc.	Ownership	100.000	Humana Inc.	... NO	... 0
. 0119	Humana Inc.	00000	59-3164234			.. FL	CenterWell Senior Primary Care (FL), Inc.	.. NIA NIA	FPG Acquisition Corp.	Ownership	100.000	Humana Inc.	... NO	... 0
. 0119	Humana Inc.	00000	81-3802918			.. DE	FPG Acquisition Corp.	.. NIA NIA	FPG Acquisition Holdings Corp.	Ownership	100.000	Humana Inc.	... NO	... 0
. 0119	Humana Inc.	00000	81-3819187			.. DE	FPG Acquisition Holdings Corp.	.. NIA NIA	FPG Holding Company, LLC	Ownership	100.000	Humana Inc.	... NO	... 0
. 0119	Humana Inc.	00000	32-0505460			.. DE	FPG Holding Company, LLC	.. NIA NIA	Humana Inc.	Ownership	100.000	Humana Inc.	... NO	... 0
. 0119	Humana Inc.	00000	45-4685400			.. FL	FPG Senior Services, LLC	.. NIA NIA	FPG Acquisition Corp.	Ownership	100.000	Humana Inc.	... NO	... 0
. 0119	Humana Inc.	00000	27-1649291			.. NY	Harris, Rothenberg International Inc.	.. NIA NIA	Humana Inc.	Ownership	100.000	Humana Inc.	... NO	... 0
. 0119	Humana Inc.	00000	61-1223418			.. DE	Health Value Management, Inc.	.. NIA NIA	Humana Inc.	Ownership	100.000	Humana Inc.	... NO	... 0
. 0119	Humana Inc.	00000	26-3592783			.. DE	HUM Provider Holdings, LLC	.. NIA NIA	Humana Inc.	Ownership	100.000	Humana Inc.	... NO	... 0
. 0119	Humana Inc.	00000	20-4835394			.. KY	Humana Active Outlook, Inc.	.. NIA NIA	Humana Inc.	Ownership	100.000	Humana Inc.	... NO	... 0
. 0119	Humana Inc.	00000	75-2739333			.. TX	Humana At Home (Dallas), Inc.	.. NIA NIA	ROHC, L.L.C.	Ownership	100.000	Humana Inc.	... NO	... 0
. 0119	Humana Inc.	00000	76-0537878			.. TX	Humana At Home (Houston), Inc.	.. NIA NIA	ROHC, L.L.C.	Ownership	100.000	Humana Inc.	... NO	... 0
. 0119	Humana Inc.	00000	65-0274594			.. FL	Humana At Home 1, Inc.	.. NIA NIA	Humana Dental Company	Ownership	100.000	Humana Inc.	... NO	... 0
. 0119	Humana Inc.	00000	13-4036798			.. DE	Humana at Home, Inc.	.. NIA NIA	Humana Inc.	Ownership	100.000	Humana Inc.	... NO	... 0
. 0119	Humana Inc.	60052	37-1326199			.. IL	Humana Benefit Plan of Illinois, Inc.	.. IA IA	Humana Inc.	Ownership	100.000	Humana Inc.	... NO	... 0
. 0119	Humana Inc.	00000	59-1843760			.. FL	Humana Dental Company	.. NIA NIA	CompBenefits Corporation	Ownership	100.000	Humana Inc.	... NO	... 0
							Humana Employers Health Plan of Georgia, Inc.								
. 0119	Humana Inc.	95519	58-2209549			.. GA		.. IA IA	Humana Insurance Company	Ownership	100.000	Humana Inc.	... NO	... 0
. 0119	Humana Inc.	00000	61-1241225			.. DE	Humana Government Business, Inc.	.. NIA NIA	Humana Inc.	Ownership	100.000	Humana Inc.	... NO	... 0
							Humana Health Benefit Plan of Louisiana, Inc.								
. 0119	Humana Inc.	95642	72-1279235			.. LA		.. IA IA	Humana Insurance Company	Ownership	100.000	Humana Inc.	... NO	... 0
. 0119	Humana Inc.	13558	26-2800286			.. NY	Humana Health Company of New York, Inc.	.. IA IA	Humana Inc.	Ownership	100.000	Humana Inc.	... NO	... 0
							Humana Health Insurance Company of Florida, Inc.								
. 0119	Humana Inc.	69671	61-1041514			.. FL		.. IA IA	Humana Inc.	Ownership	100.000	Humana Inc.	... NO	... 0
. 0119	Humana Inc.	00000	26-3473328			.. CA	Humana Health Plan of California, Inc.	.. IA IA	Humana Inc.	Ownership	100.000	Humana Inc.	... NO	... 0
. 0119	Humana Inc.	95348	31-1154200			.. OH	Humana Health Plan of Ohio, Inc.	.. RE RE	Humana Inc.	Ownership	100.000	Humana Inc.	... NO	... 0
. 0119	Humana Inc.	95024	61-0994632			.. TX	Humana Health Plan of Texas, Inc.	.. IA IA	Humana Inc.	Ownership	100.000	Humana Inc.	... NO	... 0
. 0119	Humana Inc.	95885	61-1013183			.. KY	Humana Health Plan, Inc.	.. IA IA	Humana Inc.	Ownership	100.000	Humana Inc.	... NO	... 0

SCHEDULE Y
PART 1A - DETAIL OF INSURANCE HOLDING COMPANY SYSTEM

1	2	3	4	5	6	7	8	9	10	11	12	13	14	15	16
Group Code	Group Name	NAIC Company Code	ID Number	Federal RSSD	CIK	Name of Securities Exchange if Publicly Traded (U.S. or International)	Names of Parent, Subsidiaries Or Affiliates	Domi-ciliary Location	Relation-ship to Reporting Entity	Directly Controlled by (Name of Entity/Person)	Type of Control (Ownership, Board, Management, Attorney-in-Fact, Influence, Other)	If Control is Ownership Provide Percen-tage	Ultimate Controlling Entity(ies)/Person(s)	Is an SCA Filing Re-quired? (Yes/No)	*
. 0119 ...	Humana Inc.	95721	66-0406896	Humana Health Plans of Puerto Rico, Inc. PR.....	.. IA.....	Humana Inc.	Ownership.....	100.000 ...	Humana Inc. NO.....	... 0
. 0119 ...	Humana Inc.	00000	61-0647538	0000049071 ..	NYSE	Humana Inc. DE.....	.. UDP.....	See Footnote 1	Other.....	0.000 ...	See Footnote 1 NO.....	... 2
. 0119 ...	Humana Inc.	00000	61-1343791	Humana Innovation Enterprises, Inc. DE.....	.. NIA.....	Humana Inc.	Ownership.....	100.000 ...	Humana Inc. NO.....	... 0
. 0119 ...	Humana Inc.	73288	39-1263473	Humana Insurance Company WI.....	.. IA.....	CareNetwork, Inc.	Ownership.....	100.000 ...	Humana Inc. NO.....	... 0
. 0119 ...	Humana Inc.	60219	61-1311685	Humana Insurance Company of Kentucky KY.....	.. IA.....	Humana Insurance Company	Ownership.....	100.000 ...	Humana Inc. NO.....	... 0
. 0119 ...	Humana Inc.	12634	20-2888723	Humana Insurance Company of New York NY.....	.. IA.....	Humana Inc.	Ownership.....	100.000 ...	Humana Inc. NO.....	... 0
. 0119 ...	Humana Inc.	84603	66-0291866	Humana Insurance of Puerto Rico, Inc. PR.....	.. IA.....	Humana Inc.	Ownership.....	100.000 ...	Humana Inc. NO.....	... 0
. 0119 ...	Humana Inc.	00000	20-3364857	Humana MarketPOINT of Puerto Rico, Inc. PR.....	.. NIA.....	Humana Inc.	Ownership.....	100.000 ...	Humana Inc. NO.....	... 0
. 0119 ...	Humana Inc.	00000	61-1343508	Humana MarketPOINT, Inc. KY.....	.. NIA.....	Humana Inc.	Ownership.....	100.000 ...	Humana Inc. NO.....	... 0
. 0119 ...	Humana Inc.	14224	27-3991410	Humana Medical Plan of Michigan, Inc. WI.....	.. IA.....	Humana Inc.	Ownership.....	100.000 ...	Humana Inc. NO.....	... 0
. 0119 ...	Humana Inc.	14462	27-4660531	Humana Medical Plan of Pennsylvania, Inc. PA.....	.. IA.....	Humana Inc.	Ownership.....	100.000 ...	Humana Inc. NO.....	... 0
. 0119 ...	Humana Inc.	12908	20-8411422	Humana Medical Plan of Utah, Inc. UT.....	.. IA.....	Humana Inc.	Ownership.....	100.000 ...	Humana Inc. NO.....	... 0
. 0119 ...	Humana Inc.	95270	61-1103898	Humana Medical Plan, Inc. FL.....	.. IA.....	Humana Inc.	Ownership.....	100.000 ...	Humana Inc. NO.....	... 0
. 0119 ...	Humana Inc.	00000	45-2254346	Humana Pharmacy Solutions, Inc. KY.....	.. NIA.....	Humana Inc.	Ownership.....	100.000 ...	Humana Inc. NO.....	... 0
. 0119 ...	Humana Inc.	00000	61-1316926	CenterWell Pharmacy, Inc. DE.....	.. NIA.....	Humana Inc.	Ownership.....	100.000 ...	Humana Inc. NO.....	... 0
. 0119 ...	Humana Inc.	12282	20-2036444	Humana Regional Health Plan, Inc. AR.....	.. IA.....	Humana Inc.	Ownership.....	100.000 ...	Humana Inc. NO.....	... 0
. 0119 ...	Humana Inc.	00000	26-4522426	Humana WellWorks LLC DE.....	.. NIA.....	Health Value Management, Inc.	Ownership.....	100.000 ...	Humana Inc. NO.....	... 0
. 0119 ...	Humana Inc.	95342	39-1525003	Humana Wisconsin Health Organization Insurance Corporation WI.....	.. IA.....	CareNetwork, Inc.	Ownership.....	100.000 ...	Humana Inc. NO.....	... 0
. 0119 ...	Humana Inc.	70580	39-0714280	HumanaDental Insurance Company WI.....	.. IA.....	HumanaDental, Inc.	Ownership.....	100.000 ...	Humana Inc. NO.....	... 0
. 0119 ...	Humana Inc.	00000	61-1364005	HumanaDental, Inc. DE.....	.. NIA.....	Humana Inc.	Ownership.....	100.000 ...	Humana Inc. NO.....	... 0
. 0119 ...	Humana Inc.	00000	27-4535747	Go365, LLC DE.....	.. NIA.....	HumanaWellworks LLC	Ownership.....	100.000 ...	Humana Inc. NO.....	... 0
. 0119 ...	Humana Inc.	00000	61-1239538	Humco, Inc. KY.....	.. NIA.....	Humana Inc.	Ownership.....	100.000 ...	Humana Inc. NO.....	... 0
. 0119 ...	Humana Inc.	00000	61-1383567	HUM-e-FL, Inc. FL.....	.. NIA.....	Humana Inc.	Ownership.....	100.000 ...	Humana Inc. NO.....	... 0
. 0119 ...	Humana Inc.	00000	86-1050795	Hummingbird Coaching Systems LLC OH.....	.. NIA.....	Harris, Rothenberg International Inc.	Ownership.....	100.000 ...	Humana Inc. NO.....	... 0
. 0119 ...	Humana Inc.	11695	39-1769093	Independent Care Health Plan WI.....	.. IA.....	CareNetwork, Inc.	Ownership.....	100.000 ...	Humana Inc. NO.....	... 0
. 0119 ...	Humana Inc.	00000	61-1232669	Managed Care Indemnity, Inc. VT.....	.. IA.....	Humana Inc.	Ownership.....	100.000 ...	Humana Inc. NO.....	... 0
. 0119 ...	Humana Inc.	00000	20-5569675	Conviva Group Holdings, LLC DE.....	.. NIA.....	Metropolitan Health Networks, Inc.	Ownership.....	100.000 ...	Humana Inc. NO.....	... 0
. 0119 ...	Humana Inc.	00000	20-5904436	Conviva Medical Center Management, LLC DE.....	.. NIA.....	Conviva Group Holdings, LLC	Ownership.....	100.000 ...	Humana Inc. NO.....	... 0
. 0119 ...	Humana Inc.	00000	81-2957926	Conviva Speciality, LLC FL.....	.. NIA.....	Conviva Group Holdings, LLC	Ownership.....	100.000 ...	Humana Inc. NO.....	... 0
. 0119 ...	Humana Inc.	00000	65-0879131	METCARE of Florida, Inc. FL.....	.. NIA.....	Conviva Group Holdings, LLC	Ownership.....	100.000 ...	Humana Inc. NO.....	... 0
. 0119 ...	Humana Inc.	00000	65-0635728	Metropolitan Health Networks, Inc. FL.....	.. NIA.....	Humana Inc.	Ownership.....	100.000 ...	Humana Inc. NO.....	... 0
. 0119 ...	Humana Inc.	00000	62-1552091	PHP Companies, Inc. TN.....	.. NIA.....	Humana Inc.	Ownership.....	100.000 ...	Humana Inc. NO.....	... 0
. 0119 ...	Humana Inc.	00000	62-1250945	Preferred Health Partnership, Inc. TN.....	.. NIA.....	PHP Companies, Inc.	Ownership.....	100.000 ...	Humana Inc. NO.....	... 0
. 0119 ...	Humana Inc.	00000	20-1724127	Humana Real Estate Company KY.....	.. NIA.....	Humana Inc.	Ownership.....	100.000 ...	Humana Inc. NO.....	... 0
. 0119 ...	Humana Inc.	00000	46-1225873	Conviva Health MSO of Texas, Inc. DE.....	.. NIA.....	Conviva Group Holdings, LLC	Ownership.....	100.000 ...	Humana Inc. NO.....	... 0
. 0119 ...	Humana Inc.	00000	75-2844854	ROHC, L.L.C. TX.....	.. NIA.....	Humana at Home, Inc.	Ownership.....	100.000 ...	Humana Inc. NO.....	... 0
. 0119 ...	Humana Inc.	00000	65-1096853	SeniorBridge Family Companies (FL), Inc. FL.....	.. NIA.....	Humana at Home, Inc.	Ownership.....	100.000 ...	Humana Inc. NO.....	... 0
. 0119 ...	Humana Inc.	00000	20-0301155	SeniorBridge Family Companies (IN), Inc. IN.....	.. NIA.....	Humana at Home, Inc.	Ownership.....	100.000 ...	Humana Inc. NO.....	... 0
. 0119 ...	Humana Inc.	00000	36-4484443	SeniorBridge Family Companies (NY), Inc. NY.....	.. NIA.....	Humana at Home, Inc.	Ownership.....	100.000 ...	Humana Inc. NO.....	... 0
. 0119 ...	Humana Inc.	00000	01-0766084	Humana At Home (San Antonio), Inc. TX.....	.. NIA.....	Humana at Home, Inc.	Ownership.....	100.000 ...	Humana Inc. NO.....	... 0
. 0119 ...	Humana Inc.	00000	74-2352809	Texas Dental Plans, Inc. TX.....	.. NIA.....	Humana Dental Company	Ownership.....	100.000 ...	Humana Inc. NO.....	... 0
. 0119 ...	Humana Inc.	54739	52-1157181	The Dental Concern, Inc. KY.....	.. IA.....	HumanaDental, Inc.	Ownership.....	100.000 ...	Humana Inc. NO.....	... 0
. 0119 ...	Humana Inc.	00000	75-2600512	Humana At Home (TLC), Inc. TX.....	.. NIA.....	ROHC, L.L.C.	Ownership.....	100.000 ...	Humana Inc. NO.....	... 0
. 0119 ...	Humana Inc.	00000	80-0072760	Humana Digital Health and Analytics Platform Services, Inc. DE.....	.. NIA.....	Humana Inc.	Ownership.....	100.000 ...	Humana Inc. NO.....	... 0
. 0119 ...	Humana Inc.	00000	46-5329373	Conviva Health Management, LLC DE.....	.. NIA.....	Conviva Group Holdings, LLC	Ownership.....	100.000 ...	Humana Inc. NO.....	... 0
. 0119 ...	Humana Inc.	00000	66-0872725	Humana Management Services of Puerto Rico, Inc. PR.....	.. NIA.....	Humana Inc.	Ownership.....	100.000 ...	Humana Inc. NO.....	... 0

SCHEDULE Y
PART 1A - DETAIL OF INSURANCE HOLDING COMPANY SYSTEM

1	2	3	4	5	6	7	8	9	10	11	12	13	14	15	16
Group Code	Group Name	NAIC Company Code	ID Number	Federal RSSD	CIK	Name of Securities Exchange if Publicly Traded (U.S. or International)	Names of Parent, Subsidiaries Or Affiliates	Domi-ciliary Location	Relation-ship to Reporting Entity	Directly Controlled by (Name of Entity/Person)	Type of Control (Ownership, Board, Management, Attorney-in-Fact, Influence, Other)	If Control is Ownership Provide Percen-tage	Ultimate Controlling Entity(ies)/Person(s)	Is an SCA Filing Re-quired? (Yes/No)	*
. 0119 ...	Humana Inc. 00000	83-3321367	North Region Providers, LLC DE.....	.. NIA.....	Humana Government Business, Inc.	Ownership.....	100.000 ...	Humana Inc. NO.....	... 0
. 0119 ...	Humana Inc. 00000	35-2640679	Primary Care Holdings II, LLC DE.....	.. NIA.....	Humana Inc.	Ownership.....	100.000 ...	Humana Inc. NO.....	... 0
. 0119 ...	Humana Inc. 00000	37-1910409	Transcend Population Health Management II, LLC DE.....	.. NIA.....	Humana Inc.	Ownership.....	100.000 ...	Humana Inc. NO.....	... 0
. 0119 ...	Humana Inc. 00000	84-2214810	Edge Health MSO, Inc. DE.....	.. NIA.....	Humana Inc.	Ownership.....	100.000 ...	Humana Inc. NO.....	... 0
. 0119 ...	Humana Inc. 00000	84-3226630	Humana Benefit Plan of South Carolina, Inc. SC.....	.. IA.....	Humana Inc.	Ownership.....	100.000 ...	Humana Inc. NO.....	... 0
. 0119 ...	Humana Inc. 00000	11-3391115	Alexander Infusion, LLC NY.....	.. NIA.....	Eagle NY Rx, LLC	Ownership.....	100.000 ...	Humana Inc. NO.....	... 0
. 0119 ...	Humana Inc. 00000	36-4898224	Eagle NY Rx, LLC DE.....	.. NIA.....	Eagle Rx, Inc.	Ownership.....	100.000 ...	Humana Inc. NO.....	... 0
. 0119 ...	Humana Inc. 00000	47-1407967	Eagle Rx Holdco, Inc. DE.....	.. NIA.....	Humana Inc.	Ownership.....	100.000 ...	Humana Inc. NO.....	... 0
. 0119 ...	Humana Inc. 00000	47-1416614	Eagle Rx, Inc. DE.....	.. NIA.....	Eagle Rx Holdco, Inc.	Ownership.....	100.000 ...	Humana Inc. NO.....	... 0
. 0119 ...	Humana Inc. 00000	23-3068914	Enclara Pharmacia, Inc. DE.....	.. NIA.....	Eagle Rx, Inc.	Ownership.....	100.000 ...	Humana Inc. NO.....	... 0
. 0119 ...	Humana Inc. 00000	39-1789830	GuidantRx, Inc. WI.....	.. NIA.....	PBM Holding Company	Ownership.....	100.000 ...	Humana Inc. NO.....	... 0
. 0119 ...	Humana Inc. 00000	61-1340806	PBM Holding Company DE.....	.. NIA.....	Eagle Rx, Inc.	Ownership.....	100.000 ...	Humana Inc. NO.....	... 0
. 0119 ...	Humana Inc. 00000	20-2373204	PBM Plus Mail Service Pharmacy, LLC DE.....	.. NIA.....	PBM Holding Company	Ownership.....	100.000 ...	Humana Inc. NO.....	... 0
. 0119 ...	Humana Inc. 00000	85-3191430	Conviva Care Solutions II, LLC DE.....	.. NIA.....	Conviva Care Solutions, LLC	Ownership.....	100.000 ...	Humana Inc. NO.....	... 0
. 0119 ...	Humana Inc. 00000	85-3099097	Humana Direct Contracting Entity, Inc. DE.....	.. NIA.....	Humana Inc.	Ownership.....	100.000 ...	Humana Inc. NO.....	... 0
. 0119 ...	Humana Inc. 00000	85-0858631	CenterWell Care Solutions, LLC DE.....	.. NIA.....	Humana Inc.	Ownership.....	100.000 ...	Humana Inc. NO.....	... 0
. 0119 ...	Humana Inc. 00000	87-1493628	Echo Primary Care Holdings, LLC DE.....	.. NIA.....	Primary Care Holdings II, LLC	Ownership.....	100.000 ...	Humana Inc. NO.....	... 0
. 0119 ...	Humana Inc. 00000	45-2594868	Accredited Home Health of Broward, Inc. FL.....	.. NIA.....	One Home Health Holdings, LLC	Ownership.....	100.000 ...	Humana Inc. NO.....	... 0
. 0119 ...	Humana Inc. 00000	26-0751512	Amazing Home Health Care, Inc. FL.....	.. NIA.....	Amazing Home Health Holdings, LLC	Ownership.....	100.000 ...	Humana Inc. NO.....	... 0
. 0119 ...	Humana Inc. 00000	85-3668783	Amazing Home Health Holdings, LLC DE.....	.. NIA.....	One Home Health Holdings, LLC	Ownership.....	100.000 ...	Humana Inc. NO.....	... 0
. 0119 ...	Humana Inc. 00000	47-4681334	Care Hope Holdings, Inc. FL.....	.. NIA.....	One Home Health Holdings, LLC	Ownership.....	100.000 ...	Humana Inc. NO.....	... 0
. 0119 ...	Humana Inc. 00000	80-0732207	Care Hope Home Health Agency, Inc. FL.....	.. NIA.....	Care Hope Holdings, Inc.	Ownership.....	100.000 ...	Humana Inc. NO.....	... 0
. 0119 ...	Humana Inc. 00000	74-2769755	Corpus Christi Home Care, Inc. TX.....	.. NIA.....	One Home Health Holdings CCTX, LLC	Ownership.....	100.000 ...	Humana Inc. NO.....	... 0
. 0119 ...	Humana Inc. 00000	20-3443369	On the Way Home Care, Inc. FL.....	.. NIA.....	One Home Health Holdings, LLC	Ownership.....	100.000 ...	Humana Inc. NO.....	... 0
. 0119 ...	Humana Inc. 00000	81-3485437	One Home Health Holdings, LLC FL.....	.. NIA.....	One Homecare Solutions, LLC	Ownership.....	100.000 ...	Humana Inc. NO.....	... 0
. 0119 ...	Humana Inc. 00000	82-2018741	One Home Health Holdings CCTX, LLC TX.....	.. NIA.....	One Home Health Holdings, LLC	Ownership.....	100.000 ...	Humana Inc. NO.....	... 0
. 0119 ...	Humana Inc. 00000	46-2894851	One Home Medical Equipment, LLC FL.....	.. NIA.....	One Homecare Solutions, LLC	Ownership.....	100.000 ...	Humana Inc. NO.....	... 0
. 0119 ...	Humana Inc. 00000	82-3472028	One Home Medical Equipment TX, LLC TX.....	.. NIA.....	One Homecare Solutions, LLC	Ownership.....	100.000 ...	Humana Inc. NO.....	... 0
. 0119 ...	Humana Inc. 00000	46-3116955	One Nursing Care, LLC FL.....	.. NIA.....	One Homecare Solutions, LLC	Ownership.....	100.000 ...	Humana Inc. NO.....	... 0
. 0119 ...	Humana Inc. 00000	46-3313080	One Homecare Solutions, LLC FL.....	.. NIA.....	Humana Inc. - 1%	Ownership.....	100.000 ...	Humana Inc. NO.....	... 0
. 0119 ...	Humana Inc. 00000	46-4176818	One Homecare Systems, LLC FL.....	.. NIA.....	One Homecare Solutions, LLC	Ownership.....	100.000 ...	Humana Inc. NO.....	... 0
. 0119 ...	Humana Inc. 00000	46-2882412	One Infusion Pharmacy, LLC FL.....	.. NIA.....	One Homecare Solutions, LLC	Ownership.....	100.000 ...	Humana Inc. NO.....	... 0
. 0119 ...	Humana Inc. 00000	20-4271850	One TPA Systems, Inc. FL.....	.. NIA.....	One Homecare Solutions, LLC	Ownership.....	100.000 ...	Humana Inc. NO.....	... 0
. 0119 ...	Humana Inc. 00000	83-2136817	Pharaoh JV, LLC DE.....	.. NIA.....	Primary Care Holdings II, LLC	Ownership.....	100.000 ...	Humana Inc. NO.....	... 0
. 0119 ...	Humana Inc. 00000	72-2695805	Aberdeen Holdings, Inc. TX.....	.. NIA.....	Integracare Holdings, Inc.	Ownership.....	100.000 ...	Humana Inc. NO.....	... 0
. 0119 ...	Humana Inc. 00000	77-0601595	Able Home Healthcare, Inc. TX.....	.. NIA.....	Integracare Intermediate Holdings, Inc. ...	Ownership.....	100.000 ...	Humana Inc. NO.....	... 0
. 0119 ...	Humana Inc. 00000	06-1451363	Access Home Health of Florida, LLC DE.....	.. NIA.....	Capital Health Management Group, LLC	Ownership.....	100.000 ...	Humana Inc. NO.....	... 0
. 0119 ...	Humana Inc. 00000	65-0180784	Advanced Oncology Services, Inc. FL.....	.. NIA.....	Homecare Holdings, Inc.	Ownership.....	100.000 ...	Humana Inc. NO.....	... 0
. 0119 ...	Humana Inc. 00000	36-4473376	Alpine Home Health Care, LLC CO.....	.. NIA.....	Voyager Home Health, Inc.	Ownership.....	100.000 ...	Humana Inc. NO.....	... 0
. 0119 ...	Humana Inc. 00000	11-3306095	American Homecare Management Corp. DE.....	.. NIA.....	Missouri Home Care of Rolla, Inc.	Ownership.....	100.000 ...	Humana Inc. NO.....	... 0
. 0119 ...	Humana Inc. 00000	94-3247811	Asian American Home Care, Inc. CA.....	.. NIA.....	Harden Home Health, LLC	Ownership.....	100.000 ...	Humana Inc. NO.....	... 0
. 0119 ...	Humana Inc. 00000	75-1901342	BWB Sunbelt Home Health Services, LLC TX.....	.. NIA.....	Integracare Intermediate Holdings, Inc. ...	Ownership.....	100.000 ...	Humana Inc. NO.....	... 0
. 0119 ...	Humana Inc. 00000	30-0711730	California Hospice, LLC TX.....	.. NIA.....	Harden Hospice, LLC	Ownership.....	100.000 ...	Humana Inc. NO.....	... 0
. 0119 ...	Humana Inc. 00000	56-2102603	Capital Care Resources of South Carolina, LLC GA.....	.. NIA.....	Capital Health Management Group, LLC	Ownership.....	100.000 ...	Humana Inc. NO.....	... 0
. 0119 ...	Humana Inc. 00000	58-2411159	Capital Care Resources, LLC GA.....	.. NIA.....	Capital Health Management Group, LLC	Ownership.....	100.000 ...	Humana Inc. NO.....	... 0

SCHEDULE Y
PART 1A - DETAIL OF INSURANCE HOLDING COMPANY SYSTEM

1	2	3	4	5	6	7	8	9	10	11	12	13	14	15	16
Group Code	Group Name	NAIC Company Code	ID Number	Federal RSSD	CIK	Name of Securities Exchange if Publicly Traded (U.S. or International)	Names of Parent, Subsidiaries Or Affiliates	Domi-ciliary Location	Relation-ship to Reporting Entity	Directly Controlled by (Name of Entity/Person)	Type of Control (Ownership, Board, Management, Attorney-in-Fact, Influence, Other)	If Control is Ownership Provide Percen-tage	Ultimate Controlling Entity(ies)/Person(s)	Is an SCA Filing Re-quired? (Yes/No)	*
. 0119 ...	Humana Inc. 00000	58-2313705 ..				Capital Health Management Group, LLC Chattahoochee Valley Home Care Services, LLC GA..... NIA.....	CHMG Acquisition LLC	Ownership.....	100.000 ...	Humana Inc. NO.....	... 0
. 0119 ...	Humana Inc. 00000	03-0387821 GA..... NIA.....	Healthfield, LLC Chattahoochee Valley Home Care Services, LLC	Ownership.....	100.000 ...	Humana Inc. NO.....	... 0
. 0119 ...	Humana Inc. 00000	34-1994007 ..				Chattahoochee Valley Home Health, LLC GA..... NIA.....		Ownership.....	100.000 ...	Humana Inc. NO.....	... 0
. 0119 ...	Humana Inc. 00000	04-3813487 ..				CHMG Acquisition LLC GA..... NIA.....	Healthfield, LLC	Ownership.....	100.000 ...	Humana Inc. NO.....	... 0
. 0119 ...	Humana Inc. 00000	54-2089073 ..				CHMG of Atlanta, LLC GA..... NIA.....	Capital Health Management Group, LLC	Ownership.....	100.000 ...	Humana Inc. NO.....	... 0
. 0119 ...	Humana Inc. 00000	54-2089075 ..				CHMG of Griffin, LLC GA..... NIA.....	Capital Health Management Group, LLC	Ownership.....	100.000 ...	Humana Inc. NO.....	... 0
. 0119 ...	Humana Inc. 00000	56-1590744 ..				Eastern Carolina Home Health Agency, LLC NC..... NIA.....	Capital Health Management Group, LLC	Ownership.....	100.000 ...	Humana Inc. NO.....	... 0
. 0119 ...	Humana Inc. 00000	55-0750157 ..				First Home Health, Inc. WV..... NIA.....	Harden Home Health, LLC	Ownership.....	100.000 ...	Humana Inc. NO.....	... 0
. 0119 ...	Humana Inc. 00000	75-2784006 ..				Focus Care Health Resources, Inc. TX..... NIA.....	Aberdeen Holdings, Inc.	Ownership.....	100.000 ...	Humana Inc. NO.....	... 0
. 0119 ...	Humana Inc. 00000	75-2855493 ..				GBA Holding, Inc. Resources TX..... NIA.....	Aberdeen Holdings, Inc.	Ownership.....	100.000 ...	Humana Inc. NO.....	... 0
. 0119 ...	Humana Inc. 00000	26-2944774 ..				GBA West, LLC TX..... NIA.....	Integracare Intermediate Holdings, Inc. ...	Ownership.....	100.000 ...	Humana Inc. NO.....	... 0
. 0119 ...	Humana Inc. 00000	11-2645333 ..				CenterWell Certified Healthcare Corp. CenterWell Health Services (Certified), Inc. DE..... NIA.....	CenterWell Health Services Holding Corp. ..	Ownership.....	100.000 ...	Humana Inc. NO.....	... 0
. 0119 ...	Humana Inc. 00000	11-3454105 DE..... NIA.....	CenterWell Health Services Holding Corp. ..	Ownership.....	100.000 ...	Humana Inc. NO.....	... 0
. 0119 ...	Humana Inc. 00000	11-3414024 ..				CenterWell Health Services (USA) LLC DE..... NIA.....	CenterWell Health Services Holding Corp. ..	Ownership.....	100.000 ...	Humana Inc. NO.....	... 0
. 0119 ...	Humana Inc. 00000	11-3454104 ..				CenterWell Health Services Holding Corp. DE..... NIA.....	CenterWell Health Services, Inc.	Ownership.....	100.000 ...	Humana Inc. NO.....	... 0
. 0119 ...	Humana Inc. 00000	36-4335801 ..				CenterWell Health Services, Inc. DE..... NIA.....	Kentucky Homecare Holdings, Inc.	Ownership.....	100.000 ...	Humana Inc. NO.....	... 0
. 0119 ...	Humana Inc. 00000	11-2802024 ..				CenterWell Services of New York, Inc. NY..... NIA.....	CenterWell Health Services Holding Corp. ..	Ownership.....	100.000 ...	Humana Inc. NO.....	... 0
. 0119 ...	Humana Inc. 00000	27-4251135 ..				Georgia Hospice, LLC TX..... NIA.....	Harden Hospice, LLC	Ownership.....	100.000 ...	Humana Inc. NO.....	... 0
. 0119 ...	Humana Inc. 00000	64-0730826 ..				Gilbert's Home Health Agency, Inc. MS..... NIA.....	Home Health Care Affiliates, Inc.	Ownership.....	100.000 ...	Humana Inc. NO.....	... 0
. 0119 ...	Humana Inc. 00000	27-1519643 ..				Harden Clinical Services, LLC TX..... NIA.....	Harden HC Texas Holdco, LLC	Ownership.....	100.000 ...	Humana Inc. NO.....	... 0
. 0119 ...	Humana Inc. 00000	26-1487182 ..				Harden HC Texas Holdco, LLC TX..... NIA.....	Harden Healthcare, LLC	Ownership.....	100.000 ...	Humana Inc. NO.....	... 0
. 0119 ...	Humana Inc. 00000	37-1743802 ..				Harden Healthcare Holdings, LLC DE..... NIA.....	CenterWell Health Services Holding Corp. ..	Ownership.....	100.000 ...	Humana Inc. NO.....	... 0
. 0119 ...	Humana Inc. 00000	74-3024009 ..				Harden Healthcare, LLC TX..... NIA.....	Harden Healthcare Holdings, LLC	Ownership.....	100.000 ...	Humana Inc. NO.....	... 0
. 0119 ...	Humana Inc. 00000	65-1299601 ..				Harden Home Health, LLC DE..... NIA.....	Harden Healthcare, LLC	Ownership.....	100.000 ...	Humana Inc. NO.....	... 0
. 0119 ...	Humana Inc. 00000	43-2083818 ..				Harden Hospice, LLC TX..... NIA.....	Harden HC Texas Holdco, LLC	Ownership.....	100.000 ...	Humana Inc. NO.....	... 0
. 0119 ...	Humana Inc. 00000	42-1285486 ..				Hawkeye Health Services, Inc. IA..... NIA.....	Harden Home Health, LLC	Ownership.....	100.000 ...	Humana Inc. NO.....	... 0
. 0119 ...	Humana Inc. 00000	58-1947694 ..				Healthfield Home Health, LLC GA..... NIA.....	Healthfield, LLC	Ownership.....	100.000 ...	Humana Inc. NO.....	... 0
. 0119 ...	Humana Inc. 00000	27-0131980 ..				Healthfield of Southwest Georgia, LLC GA..... NIA.....	Healthfield, LLC	Ownership.....	100.000 ...	Humana Inc. NO.....	... 0
. 0119 ...	Humana Inc. 00000	68-0593590 ..				Healthfield of Statesboro, LLC GA..... NIA.....	Healthfield, LLC	Ownership.....	100.000 ...	Humana Inc. NO.....	... 0
. 0119 ...	Humana Inc. 00000	01-0831798 ..				Healthfield of Tennessee, LLC GA..... NIA.....	Healthfield, LLC	Ownership.....	100.000 ...	Humana Inc. NO.....	... 0
. 0119 ...	Humana Inc. 00000	36-4425473 ..				Healthfield Operating Group, LLC DE..... NIA.....	CenterWell Health Services Holding Corp. ..	Ownership.....	100.000 ...	Humana Inc. NO.....	... 0
. 0119 ...	Humana Inc. 00000	58-1819650 ..				Healthfield, LLC DE..... NIA.....	Healthfield Operating Group, LLC	Ownership.....	100.000 ...	Humana Inc. NO.....	... 0
. 0119 ...	Humana Inc. 00000	90-0527683 ..				HHS Healthcare Corp. DE..... NIA.....	Professional Healthcare, LLC	Ownership.....	100.000 ...	Humana Inc. NO.....	... 0
. 0119 ...	Humana Inc. 00000	62-1807084 ..				Home Health Care Affiliates of Central Mississippi, L.L.C. Home Health Care Affiliates of Mississippi, Inc. MS..... NIA.....	CenterWell Certified Healthcare Corp.	Ownership.....	100.000 ...	Humana Inc. NO.....	... 0
. 0119 ...	Humana Inc. 00000	62-1775256 MS..... NIA.....	CenterWell Certified Healthcare Corp.	Ownership.....	100.000 ...	Humana Inc. NO.....	... 0
. 0119 ...	Humana Inc. 00000	74-2737989 ..				Home Health Care Affiliates, Inc. MS..... NIA.....	CenterWell Certified Healthcare Corp.	Ownership.....	100.000 ...	Humana Inc. NO.....	... 0
. 0119 ...	Humana Inc. 00000	56-1556547 ..				Home Health Care of Carteret County, LLC NC..... NIA.....	Capital Health Management Group, LLC	Ownership.....	100.000 ...	Humana Inc. NO.....	... 0
. 0119 ...	Humana Inc. 00000	75-2374091 ..				Home Health of Rural Texas, Inc. TX..... NIA.....	Integracare Intermediate Holdings, Inc. ...	Ownership.....	100.000 ...	Humana Inc. NO.....	... 0
. 0119 ...	Humana Inc. 00000	87-0494759 ..				Home Health Services, Inc. UT..... NIA.....	HHS Healthcare Corp.	Ownership.....	100.000 ...	Humana Inc. NO.....	... 0
. 0119 ...	Humana Inc. 00000	65-0837269 ..				Homecare Holdings, Inc. FL..... NIA.....	Senior Home Care, Inc.	Ownership.....	100.000 ...	Humana Inc. NO.....	... 0
. 0119 ...	Humana Inc. 00000	76-0456316 ..				Horizon Health Care Services, Inc. TX..... NIA.....	Harden Home Health, LLC	Ownership.....	100.000 ...	Humana Inc. NO.....	... 0
. 0119 ...	Humana Inc. 00000	20-8781607 ..				Integracare Holdings, Inc. DE..... NIA.....	PF Development 9, L.L.C.	Ownership.....	100.000 ...	Humana Inc. NO.....	... 0
. 0119 ...	Humana Inc. 00000	75-2865632 ..				Integracare Home Health Services, Inc. TX..... NIA.....	Aberdeen Holdings, Inc.	Ownership.....	100.000 ...	Humana Inc. NO.....	... 0
. 0119 ...	Humana Inc. 00000	20-8781715 ..				Integracare Intermediate Holdings, Inc. DE..... NIA.....	Integracare Holdings, Inc.	Ownership.....	100.000 ...	Humana Inc. NO.....	... 0
. 0119 ...	Humana Inc. 00000	26-2915050 ..				Integracare of Albany, LLC TX..... NIA.....	Integracare Intermediate Holdings, Inc. ...	Ownership.....	100.000 ...	Humana Inc. NO.....	... 0

SCHEDULE Y
PART 1A - DETAIL OF INSURANCE HOLDING COMPANY SYSTEM

1	2	3	4	5	6	7	8	9	10	11	12	13	14	15	16
Group Code	Group Name	NAIC Company Code	ID Number	Federal RSSD	CIK	Name of Securities Exchange if Publicly Traded (U.S. or International)	Names of Parent, Subsidiaries Or Affiliates	Domi-ciliary Location	Relation-ship to Reporting Entity	Directly Controlled by (Name of Entity/Person)	Type of Control (Ownership, Board, Management, Attorney-in-Fact, Influence, Other)	If Control is Owner-ship Provide Percen-tage	Ultimate Controlling Entity(ies)/Person(s)	Is an SCA Filing Re-quired? (Yes/No)	*
. 0119 ...	Humana Inc.00000	27-2139332	Integracare of Athens-Home Health, LLC TX.....NIA.....	Integracare Intermediate Holdings, Inc. ...	Ownership.....	100.000 ...	Humana Inc. NO.....	... 0
. 0119 ...	Humana Inc.00000	81-0638801	Integracare of Olney Home Health, LLC TX.....NIA.....	Integracare Intermediate Holdings, Inc. ...	Ownership.....	100.000 ...	Humana Inc. NO.....	... 0
. 0119 ...	Humana Inc.00000	20-8768235	Integracare of Texas, LLC TX.....NIA.....	Aberdeen Holdings, Inc.	Ownership.....	100.000 ...	Humana Inc. NO.....	... 0
. 0119 ...	Humana Inc.00000	27-0686207	Integracare of West Texas-Home Health, LLC TX.....NIA.....	Integracare Intermediate Holdings, Inc. ...	Ownership.....	100.000 ...	Humana Inc. NO.....	... 0
. 0119 ...	Humana Inc.00000	27-0686266	Integracare of Wichita Falls, LLC TX.....NIA.....	Integracare Intermediate Holdings, Inc. ...	Ownership.....	100.000 ...	Humana Inc. NO.....	... 0
. 0119 ...	Humana Inc.00000	46-3992741	KAH Development 10, L.L.C. DE.....NIA.....	CenterWell Health Services, Inc.	Ownership.....	100.000 ...	Humana Inc. NO.....	... 0
. 0119 ...	Humana Inc.00000	46-4002959	KAH Development 12, L.L.C. DE.....NIA.....	CenterWell Health Services, Inc.	Ownership.....	100.000 ...	Humana Inc. NO.....	... 0
. 0119 ...	Humana Inc.00000	46-4025157	KAH Development 14, L.L.C. DE.....NIA.....	CenterWell Health Services, Inc.	Ownership.....	100.000 ...	Humana Inc. NO.....	... 0
. 0119 ...	Humana Inc.00000	46-3902994	KAH Development 4, L.L.C. DE.....NIA.....	CenterWell Health Services, Inc.	Ownership.....	100.000 ...	Humana Inc. NO.....	... 0
. 0119 ...	Humana Inc.00000	82-3695166	Kentucky Homecare Holdings, Inc. DE.....NIA.....	Kentucky Homecare Parent Inc.	Ownership.....	100.000 ...	Humana Inc. NO.....	... 0
. 0119 ...	Humana Inc.00000	82-3986306	Kentucky Homecare Parent Inc. DE.....NIA.....	Humana Inc.	Ownership.....	100.000 ...	Humana Inc. NO.....	... 0
. 0119 ...	Humana Inc.00000	26-0717945	CenterWell Home Health Services, LLC DE.....NIA.....	CenterWell Health Services, Inc.	Ownership.....	100.000 ...	Humana Inc. NO.....	... 0
. 0119 ...	Humana Inc.00000	26-0717534	KND Development 50, L.L.C. DE.....NIA.....	CenterWell Health Services, Inc.	Ownership.....	100.000 ...	Humana Inc. NO.....	... 0
. 0119 ...	Humana Inc.00000	26-3228001	Lighthouse Hospice – Metroplex, LLC TX.....NIA.....	Harden Hospice, LLC	Ownership.....	100.000 ...	Humana Inc. NO.....	... 0
. 0119 ...	Humana Inc.00000	06-1787617	Lighthouse Hospice Management, LLC TX.....NIA.....	Harden Hospice, LLC	Ownership.....	100.000 ...	Humana Inc. NO.....	... 0
. 0119 ...	Humana Inc.00000	87-0798501	Lighthouse Hospice-San Antonio, LLC TX.....NIA.....	Harden Hospice, LLC	Ownership.....	100.000 ...	Humana Inc. NO.....	... 0
. 0119 ...	Humana Inc.00000	47-1818578	Loving Peace Hospice, Inc. IL.....NIA.....	Hospice Development Company 3, LLC	Ownership.....	100.000 ...	Humana Inc. NO.....	... 0
. 0119 ...	Humana Inc.00000	65-0277280	Med. Tech. Services of South Florida, Inc. FL.....NIA.....	Advanced Oncology Services, Inc.	Ownership.....	100.000 ...	Humana Inc. NO.....	... 0
. 0119 ...	Humana Inc.00000	65-1033439	Med-Tech Services of Dade, Inc. FL.....NIA.....	Homecare Holdings, Inc.	Ownership.....	100.000 ...	Humana Inc. NO.....	... 0
. 0119 ...	Humana Inc.00000	65-0644307	Med-Tech Services of Palm Beach, Inc. FL.....NIA.....	Advanced Oncology Services, Inc.	Ownership.....	100.000 ...	Humana Inc. NO.....	... 0
. 0119 ...	Humana Inc.00000	82-0559199	Mid-South Home Health Agency, LLC AL.....NIA.....	Horizon Health Network LLC	Ownership.....	100.000 ...	Humana Inc. NO.....	... 0
. 0119 ...	Humana Inc.00000	14-1909499	Mid-South Home Health of Gadsden, LLC GA.....NIA.....	Healthfield, LLC	Ownership.....	100.000 ...	Humana Inc. NO.....	... 0
. 0119 ...	Humana Inc.00000	63-0772385	Mid-South Home Health, LLC DE.....NIA.....	Healthfield, LLC	Ownership.....	100.000 ...	Humana Inc. NO.....	... 0
. 0119 ...	Humana Inc.00000	65-1285069	Missouri Home Care of Rolla, Inc. MO.....NIA.....	Harden Home Health, LLC	Ownership.....	100.000 ...	Humana Inc. NO.....	... 0
. 0119 ...	Humana Inc.00000	22-2695367	New York Healthcare Services, Inc. NY.....NIA.....	CenterWell Health Services Holding Corp. ..	Ownership.....	100.000 ...	Humana Inc. NO.....	... 0
. 0119 ...	Humana Inc.00000	55-0633030	Nursing Care-Home Health Agency, Inc. WV.....NIA.....	First Home Health, Inc.	Ownership.....	100.000 ...	Humana Inc. NO.....	... 0
. 0119 ...	Humana Inc.00000	22-3690699	OHS Service Corp. TX.....NIA.....	CenterWell Health Services Holding Corp. ..	Ownership.....	100.000 ...	Humana Inc. NO.....	... 0
							Outreach Health Services of North Texas, LLC								
. 0119 ...	Humana Inc.00000	75-2284154 TX.....NIA.....	Integracare Intermediate Holdings, Inc. ...	Ownership.....	100.000 ...	Humana Inc. NO.....	... 0
. 0119 ...	Humana Inc.00000	26-3106949	PF Development 10, L.L.C. DE.....NIA.....	CenterWell Health Services, Inc.	Ownership.....	100.000 ...	Humana Inc. NO.....	... 0
. 0119 ...	Humana Inc.00000	26-3107011	PF Development 15, L.L.C. DE.....NIA.....	CenterWell Home Health Services, LLC	Ownership.....	100.000 ...	Humana Inc. NO.....	... 0
. 0119 ...	Humana Inc.00000	46-0818835	PF Development 16, L.L.C. DE.....NIA.....	CenterWell Health Services, Inc.	Ownership.....	100.000 ...	Humana Inc. NO.....	... 0
. 0119 ...	Humana Inc.00000	46-0860128	PF Development 21, L.L.C. DE.....NIA.....	CenterWell Health Services, Inc.	Ownership.....	100.000 ...	Humana Inc. NO.....	... 0
. 0119 ...	Humana Inc.00000	26-0718044	PF Development 5, L.L.C. DE.....NIA.....	CenterWell Health Services, Inc.	Ownership.....	100.000 ...	Humana Inc. NO.....	... 0
. 0119 ...	Humana Inc.00000	26-3106911	PF Development 7, L.L.C. DE.....NIA.....	CenterWell Health Services, Inc.	Ownership.....	100.000 ...	Humana Inc. NO.....	... 0
. 0119 ...	Humana Inc.00000	26-3106934	PF Development 9, L.L.C. DE.....NIA.....	CenterWell Health Services, Inc.	Ownership.....	100.000 ...	Humana Inc. NO.....	... 0
. 0119 ...	Humana Inc.00000	75-2378887	PHH Acquisition Corp. DE.....NIA.....	Professional Healthcare, LLC	Ownership.....	100.000 ...	Humana Inc. NO.....	... 0
. 0119 ...	Humana Inc.00000	33-1178066	PHHC Acquisition Corp. DE.....NIA.....	CenterWell Certified Healthcare Corp.	Ownership.....	100.000 ...	Humana Inc. NO.....	... 0
							99% owned by Professional Healthcare, LLC								
. 0119 ...	Humana Inc.00000	20-5143963	Professional Healthcare at Home, LLC CA.....NIA.....	and 1% owned by PHH Acquisition Corp.	Ownership.....	100.000 ...	Humana Inc. NO.....	... 0
. 0119 ...	Humana Inc.00000	20-5043143	Professional Healthcare, LLC DE.....NIA.....	PF Development 10, L.L.C.	Ownership.....	100.000 ...	Humana Inc. NO.....	... 0
. 0119 ...	Humana Inc.00000	11-2750425	QC-Medi New York, Inc. NY.....NIA.....	CenterWell Health Services Holding Corp. ..	Ownership.....	100.000 ...	Humana Inc. NO.....	... 0
. 0119 ...	Humana Inc.00000	11-2256479	Quality Care – USA, Inc. NY.....NIA.....	CenterWell Health Services Holding Corp. ..	Ownership.....	100.000 ...	Humana Inc. NO.....	... 0
. 0119 ...	Humana Inc.00000	59-3080333	Senior Home Care, Inc. FL.....NIA.....	SHC Holding, Inc.	Ownership.....	100.000 ...	Humana Inc. NO.....	... 0
. 0119 ...	Humana Inc.00000	42-1699530	SHC Holding, Inc. DE.....NIA.....	PF Development 21, L.L.C.	Ownership.....	100.000 ...	Humana Inc. NO.....	... 0
. 0119 ...	Humana Inc.00000	87-0494757	Southern Nevada Home Health Care, Inc. NV.....NIA.....	Home Health Services, Inc.	Ownership.....	100.000 ...	Humana Inc. NO.....	... 0
. 0119 ...	Humana Inc.00000	72-1487473	Synergy Home Care-Acadiana Region, Inc. LA.....NIA.....	Synergy, Inc.	Ownership.....	100.000 ...	Humana Inc. NO.....	... 0
. 0119 ...	Humana Inc.00000	20-1376846	Synergy Home Care-Capitol Region, Inc. LA.....NIA.....	Synergy, Inc.	Ownership.....	100.000 ...	Humana Inc. NO.....	... 0
. 0119 ...	Humana Inc.00000	36-4516940	Synergy Home Care-Central Region, Inc. LA.....NIA.....	Synergy, Inc.	Ownership.....	100.000 ...	Humana Inc. NO.....	... 0

SCHEDULE Y
PART 1A - DETAIL OF INSURANCE HOLDING COMPANY SYSTEM

1	2	3	4	5	6	7	8	9	10	11	12	13	14	15	16
Group Code	Group Name	NAIC Company Code	ID Number	Federal RSSD	CIK	Name of Securities Exchange if Publicly Traded (U.S. or International)	Names of Parent, Subsidiaries Or Affiliates	Domi-ciliary Location	Relation-ship to Reporting Entity	Directly Controlled by (Name of Entity/Person)	Type of Control (Ownership, Board, Management, Attorney-in-Fact, Influence, Other)	If Control is Owner-ship Provide Percen-tage	Ultimate Controlling Entity(ies)/Person(s)	Is an SCA Filing Re-quired? (Yes/No)	*
. 0119 ...	Humana Inc.00000	72-1178497	Synergy Home Care-Northeastern Region, Inc.LA.....	..NIA.....	Synergy, Inc.	Ownership.....	100.000 ...	Humana Inc.NO.....	...0
. 0119 ...	Humana Inc.00000	72-1223659	Synergy Home Care-Northshore Region, Inc.LA.....	..NIA.....	Synergy, Inc.	Ownership.....	100.000 ...	Humana Inc.NO.....	...0
. 0119 ...	Humana Inc.00000	72-1431394	Synergy Home Care-Northwestern Region, Inc.LA.....	..NIA.....	Synergy, Inc.	Ownership.....	100.000 ...	Humana Inc.NO.....	...0
. 0119 ...	Humana Inc.00000	72-1429305	Synergy Home Care-Southeastern Region, Inc.LA.....	..NIA.....	Synergy, Inc.	Ownership.....	100.000 ...	Humana Inc.NO.....	...0
. 0119 ...	Humana Inc.00000	94-3419676	Synergy, Inc.LA.....	..NIA.....	SHC Holding, Inc.	Ownership.....	100.000 ...	Humana Inc.NO.....	...0
. 0119 ...	Humana Inc.00000	56-1456991	TAR Heel Health Care Services, LLCNC.....	..NIA.....	Capital Health Management Group, LLC	Ownership.....	100.000 ...	Humana Inc.NO.....	...0
. 0119 ...	Humana Inc.00000	68-0593592	Total Care Home Health of Louisburg, LLCGA.....	..NIA.....	Healthfield, LLC	Ownership.....	100.000 ...	Humana Inc.NO.....	...0
. 0119 ...	Humana Inc.00000	20-0091435	Total Care Home Health of North Carolina, LLCGA.....	..NIA.....	Healthfield, LLC	Ownership.....	100.000 ...	Humana Inc.NO.....	...0
. 0119 ...	Humana Inc.00000	20-0091422	Total Care Home Health of South Carolina, LLCGA.....	..NIA.....	Healthfield, LLC	Ownership.....	100.000 ...	Humana Inc.NO.....	...0
. 0119 ...	Humana Inc.00000	62-1669388	Van Winkle Home Health Care, Inc.MS.....	..NIA.....	Home Health Care Affiliates, Inc.	Ownership.....	100.000 ...	Humana Inc.NO.....	...0
. 0119 ...	Humana Inc.00000	75-1995143	Vernon Home Health Care Agency, LLCTX.....	..NIA.....	Integracare Intermediate Holdings, Inc. ...	Ownership.....	100.000 ...	Humana Inc.NO.....	...0
. 0119 ...	Humana Inc.00000	20-1953497	Voyager Acquisition, L.P.TX.....	..NIA.....	1% by Voyager Home Health, Inc. and 99% by Voyager Hospicecare, Inc.	Ownership.....	100.000 ...	Humana Inc.NO.....	...0
. 0119 ...	Humana Inc.00000	26-1501792	Voyager Home Health, Inc.DE.....	..NIA.....	Voyager Hospicecare, Inc.	Ownership.....	100.000 ...	Humana Inc.NO.....	...0
. 0119 ...	Humana Inc.00000	20-1173787	Voyager Hospicecare, Inc.DE.....	..NIA.....	Harden Home Health, LLC	Ownership.....	100.000 ...	Humana Inc.NO.....	...0
. 0119 ...	Humana Inc.00000	46-2300938	Wake Forest Baptist Health Care at Home, LLCNC.....	..NIA.....	60% owned by Total Care Home Health of North Carolina, LLC and 40% owned by Wake Forest University Baptist Medical Center .	Ownership.....	100.000 ...	Humana Inc.NO.....	...0
. 0119 ...	Humana Inc.00000	84-3700467	Elite Health Medical Centers, LLCFL.....	..NIA.....	Echo Primary Care Holdings, LLC	Ownership.....	100.000 ...	Humana Inc.NO.....	...0
. 0119 ...	Humana Inc.00000	26-3715136	Elite Health Primary Care, LLCFL.....	..NIA.....	Echo Primary Care Holdings, LLC	Ownership.....	100.000 ...	Humana Inc.NO.....	...0
. 0119 ...	Humana Inc.00000	65-0270114	South Florida Cardiology Associates, LLCFL.....	..NIA.....	Echo Primary Care Holdings, LLC	Ownership.....	100.000 ...	Humana Inc.NO.....	...0
. 0119 ...	Humana Inc.00000	47-2446186	Trueshore BPO, LLCFL.....	..NIA.....	Echo Primary Care Holdings, LLC	Ownership.....	100.000 ...	Humana Inc.NO.....	...0
. 0119 ...	Humana Inc.00000	47-2446186	Trueshore S.R. I.DOM.....	..NIA.....	Echo Primary Care Holdings, LLC	Ownership.....	100.000 ...	Humana Inc.NO.....	...0
. 0119 ...	Humana Inc.00000	74-3052911	The Home Team of Kansas LLCMO.....	..NIA.....	Harden Home Health, LLC	Ownership.....	100.000 ...	Humana Inc.NO.....	...0
. 0119 ...	Humana Inc.00000	84-5171456	CenterWell Accountable Care, LLCFL.....	..NIA.....	Echo Primary Care Holdings, LLC	Ownership.....	100.000 ...	Humana Inc.NO.....	...0
. 0119 ...	Humana Inc.00000	87-3584872	One Home Medical Equipment NC, LLCDE.....	..NIA.....	One Homecare Solutions, LLC	Ownership.....	100.000 ...	Humana Inc.NO.....	...0
. 0119 ...	Humana Inc.00000	87-3611188	One Home Medical Equipment VA, LLCDE.....	..NIA.....	One Homecare Solutions, LLC	Ownership.....	100.000 ...	Humana Inc.NO.....	...0
. 0119 ...	Humana Inc.00000	87-3832743	One Infusion Pharmacy NC, LLCDE.....	..NIA.....	One Homecare Solutions, LLC	Ownership.....	100.000 ...	Humana Inc.NO.....	...0
. 0119 ...	Humana Inc.00000	87-3881471	One Infusion Pharmacy VA, LLCDE.....	..NIA.....	One Homecare Solutions, LLC	Ownership.....	100.000 ...	Humana Inc.NO.....	...0
. 0119 ...	Humana Inc.00000	45-4020797	Amicus Medical Center LLCFL.....	..NIA.....	Conviva Medical Center Management, LLC	Ownership.....	100.000 ...	Humana Inc.NO.....	...0
. 0119 ...	Humana Inc.00000	27-3974953	Amicus Medical Group, Inc.FL.....	..NIA.....	Conviva Medical Center Management, LLC	Ownership.....	100.000 ...	Humana Inc.NO.....	...0
. 0119 ...	Humana Inc.00000	27-1085323	Amicus Medical Services Organization, LLCFL.....	..NIA.....	Conviva Medical Center Management, LLC	Ownership.....	100.000 ...	Humana Inc.NO.....	...0
. 0119 ...	Humana Inc.00000	20-1078045	Hospice Pharmacy Solutions, LLCDE.....	..NIA.....	HP Solutions Holdings, LLC	Ownership.....	100.000 ...	Humana Inc.NO.....	...0
. 0119 ...	Humana Inc.00000	47-5418599	HP Solutions Holdings, LLCDE.....	..NIA.....	Eagle Rx, Inc.	Ownership.....	100.000 ...	Humana Inc.NO.....	...0
. 0119 ...	Humana Inc.00000	32-0351697	Outcome Resources, LLCDE.....	..NIA.....	Eagle Rx, Inc.	Ownership.....	100.000 ...	Humana Inc.NO.....	...0
. 0119 ...	Humana Inc.00000	88-3465849?	Innovative Financial Group Holdings, LLCNC.....	..NIA.....	Humana MarketPOINT, Inc.	Ownership.....	100.000 ...	Humana Inc.NO.....	...0
. 0119 ...	Humana Inc.00000	83-2232570?	Innovative Financial Partners, LLCNC.....	..NIA.....	Innovative Financial Group Holdings, LLC .	Ownership.....	100.000 ...	Humana Inc.NO.....	...0
. 0119 ...	Humana Inc.00000	84-5189010?	Healthcare Planning of America, LLCNC.....	..NIA.....	Innovative Financial Group Holdings, LLC .	Ownership.....	100.000 ...	Humana Inc.NO.....	...0
. 0119 ...	Humana Inc.00000	47-4085710?	Rees FinancialNC.....	..NIA.....	Innovative Financial Group Holdings, LLC .	Ownership.....	100.000 ...	Humana Inc.NO.....	...0
. 0119 ...	Humana Inc.00000	84-2258999?	The Lead Store LLCNC.....	..NIA.....	Innovative Financial Group Holdings, LLC .	Ownership.....	100.000 ...	Humana Inc.NO.....	...0
. 0119 ...	Humana Inc.00000	82-4202700	Versa Management LLCNC.....	..NIA.....	Innovative Financial Group Holdings, LLC .	Ownership.....	100.000 ...	Humana Inc.NO.....	...0
. 0119 ...	Humana Inc.00000	86-2731153	Prime West JV Holdings, LLCDE.....	..NIA.....	Humana Innovation Enterprises, Inc.	Ownership.....	100.000 ...	Humana Inc.NO.....	...0
. 0119 ...	Humana Inc.00000	84-4307723	CenterWell IPA Solutions, LLCWI.....	..NIA.....	Prime West JV Holdings, LLC	Ownership.....	100.000 ...	Humana Inc.NO.....	...0
. 0119 ...	Humana Inc.00000	82-1676284	Prime Accountable Care West,WI.....	..NIA.....	CenterWell IPA Solutions, LLC	Ownership.....	100.000 ...	Humana Inc.NO.....	...0
. 0119 ...	Humana Inc.00000	84-2439365	Nevada Independent Physicians, LLCNV.....	..NIA.....	CenterWell IPA Solutions, LLC	Ownership.....	100.000 ...	Humana Inc.NO.....	...0
. 0119 ...	Humana Inc.00000	03-0523544	A and A Healthcare, IncFL.....	..NIA.....	Vitality Home Care, Inc	Ownership.....	100.000 ...	Humana Inc.NO.....	...0
. 0119 ...	Humana Inc.00000	45-2401497	All About Home Care, LLCFL.....	..NIA.....	Vitality Home Care, Inc	Ownership.....	100.000 ...	Humana Inc.NO.....	...0

SCHEDULE Y
PART 1A - DETAIL OF INSURANCE HOLDING COMPANY SYSTEM

1	2	3	4	5	6	7	8	9	10	11	12	13	14	15	16
Group Code	Group Name	NAIC Company Code	ID Number	Federal RSSD	CIK	Name of Securities Exchange if Publicly Traded (U.S. or International)	Names of Parent, Subsidiaries Or Affiliates	Domi-ciliary Loca-tion	Relation-ship to Reporting Entity	Directly Controlled by (Name of Entity/Person)	Type of Control (Ownership, Board, Management, Attorney-in-Fact, Influence, Other)	If Control is Owner-ship Provide Percen-tage	Ultimate Controlling Entity(ies)/Person(s)	Is an SCA Filing Re-quired? (Yes/No)	*
. 0119 ...	Humana Inc. 00000	11-3836040	Altercare of Palm Beach County, LLC FL..... NIA.....	Vitality Home Care, Inc	Ownership.....	100.000 ...	Humana Inc. NO.....	... 0
. 0119 ...	Humana Inc. 00000	20-0110337	Altercare, LLC FL..... NIA.....	Vitality Home Care, Inc	Ownership.....	100.000 ...	Humana Inc. NO.....	... 0
. 0119 ...	Humana Inc. 00000	20-7287186	Balanced Home Healthcare, Inc. FL..... NIA.....	Vitality Home Care, Inc	Ownership.....	100.000 ...	Humana Inc. NO.....	... 0
. 0119 ...	Humana Inc. 00000	20-1903568	Bridges Home Health Care, Inc. FL..... NIA.....	Vitality Home Care, Inc	Ownership.....	100.000 ...	Humana Inc. NO.....	... 0
. 0119 ...	Humana Inc. 00000	46-3433197	Medstar Home Health, LLC FL..... NIA.....	Trident Home Health, LLC	Ownership.....	100.000 ...	Humana Inc. NO.....	... 0
. 0119 ...	Humana Inc. 00000	20-5123865	M-SAC, Inc. FL..... NIA.....	Vitality Home Care, Inc	Ownership.....	100.000 ...	Humana Inc. NO.....	... 0
. 0119 ...	Humana Inc. 00000	45-2823888	Quality Living Home Healthcare, LLC FL..... NIA.....	Vitality Home Care, Inc	Ownership.....	100.000 ...	Humana Inc. NO.....	... 0
. 0119 ...	Humana Inc. 00000	35-2486995	Trident Home Health, LLC FL..... NIA.....	Vitality Home Care, Inc	Ownership.....	100.000 ...	Humana Inc. NO.....	... 0
. 0119 ...	Humana Inc. 00000	81-4466479	Trilogy Home Health Care of SW FL, Inc DE..... NIA.....	Vitality Home Care, Inc	Ownership.....	100.000 ...	Humana Inc. NO.....	... 0
. 0119 ...	Humana Inc. 00000	81-3442232	Trilogy Home Healthcare of NE FL, Inc DE..... NIA.....	Vitality Home Care, Inc	Ownership.....	100.000 ...	Humana Inc. NO.....	... 0
. 0119 ...	Humana Inc. 00000	81-2022629	Vitality HHS Holdings, Inc DE..... NIA.....	CenterWell Health Services (USA), LLC	Ownership.....	100.000 ...	Humana Inc. NO.....	... 0
. 0119 ...	Humana Inc. 00000	81-2019673	Vitality Home Care, Inc DE..... NIA.....	Vitality HHS Holdings, Inc	Ownership.....	100.000 ...	Humana Inc. NO.....	... 0
. 0119 ...	Humana Inc. 00000	One Infusion Pharmacy (TX), LLC DE..... NIA.....	One HomeCare Solutions, LLC	Ownership.....	100.000 ...	Humana Inc. NO.....	... 0

Asterisk	Explanation
0000001	Humana Inc., a Delaware corporation and ultimate parent company in the holding company system, is a publicly traded company on the New York Stock Exchange and ownership fluctuates daily.

SUPPLEMENTAL EXHIBITS AND SCHEDULES INTERROGATORIES

The following supplemental reports are required to be filed as part of your statement filing. However, in the event that your company does not transact the type of business for which the special report must be filed, your response of NO to the specific interrogatory will be accepted in lieu of filing a "NONE" report and a bar code will be printed below. If the supplement is required of your company but is not being filed for whatever reason enter SEE EXPLANATION and provide an explanation following the interrogatory questions.

	Response
1. Will the Medicare Part D Coverage Supplement be filed with the state of domicile and the NAIC with this statement?	NO

AUGUST FILING

2. Will the regulator-only (non-public) Communication of Internal Control Related Matters Noted in Audit be filed with the state of domicile and electronically with the NAIC (as a regulator-only non-public document) by August 1? The response for 1st and 3rd quarters should be N/A. A NO response resulting with a bar code is only appropriate in the 2nd quarter.	N/A
--	-----

Explanation:

1. This type of business is not written.

Bar Code:

1. Medicare Part D Coverage Supplement [Document Identifier 365]



STATEMENT AS OF SEPTEMBER 30, 2023 OF THE Humana Health Plan of Ohio Inc.

OVERFLOW PAGE FOR WRITE-INS

Additional Write-ins for Assets Line 25

		Current Statement Date			4
		1	2	3	
		Assets	Nonadmitted Assets	Net Admitted Assets (Cols. 1 - 2)	Prior Year Net Admitted Assets
2504.	Federal Contingency Reserves	47,831	0	47,831	47,831
2505.	Capital Contribution Recevable from Humana Inc.	0	0	0	30,000,000
2597.	Summary of remaining write-ins for Line 25 from overflow page	47,831	0	47,831	30,047,831

SCHEDULE A - VERIFICATION

Real Estate

	1	2
	Year to Date	Prior Year Ended December 31
1. Book/adjusted carrying value, December 31 of prior year		
2. Cost of acquired:		
2.1 Actual cost at time of acquisition		
2.2 Additional investment made after acquisition		
3. Current year change in encumbrances		
4. Total gain (loss) on disposals		
5. Deduct amounts received on disposals		
6. Total foreign exchange change in book/adjusted carrying value		
7. Deduct current year's other than temporary impairment recognized		
8. Deduct current year's depreciation		
9. Book/adjusted carrying value at the end of current period (Lines 1+2+3+4-5+6-7-8)		
10. Deduct total nonadmitted amounts		
11. Statement value at end of current period (Line 9 minus Line 10)		

SCHEDULE B - VERIFICATION

Mortgage Loans

	1	2
	Year to Date	Prior Year Ended December 31
1. Book value/recorded investment excluding accrued interest, December 31 of prior year		
2. Cost of acquired:		
2.1 Actual cost at time of acquisition		
2.2 Additional investment made after acquisition		
3. Capitalized deferred interest and other		
4. Accrual of discount		
5. Unrealized valuation increase (decrease)		
6. Total gain (loss) on disposals		
7. Deduct amounts received on disposals		
8. Deduct amortization of premium and mortgage interest paid and commitment fees		
9. Total foreign exchange change in book value/recorded investment excluding accrued interest		
10. Deduct current year's other than temporary impairment recognized		
11. Book value/recorded investment excluding accrued interest at end of current period (Lines 1+2+3+4+5+6-7-8+9-10)		
12. Total valuation allowance		
13. Subtotal (Line 11 plus Line 12)		
14. Deduct total nonadmitted amounts		
15. Statement value at end of current period (Line 13 minus Line 14)		

SCHEDULE BA - VERIFICATION

Other Long-Term Invested Assets

	1	2
	Year to Date	Prior Year Ended December 31
1. Book/adjusted carrying value, December 31 of prior year	0	304,479
2. Cost of acquired:		
2.1 Actual cost at time of acquisition	0	0
2.2 Additional investment made after acquisition	0	0
3. Capitalized deferred interest and other	0	0
4. Accrual of discount	0	0
5. Unrealized valuation increase (decrease)	0	0
6. Total gain (loss) on disposals	0	(304,479)
7. Deduct amounts received on disposals	0	0
8. Deduct amortization of premium and depreciation	0	0
9. Total foreign exchange change in book/adjusted carrying value	0	0
10. Deduct current year's other than temporary impairment recognized	0	0
11. Book/adjusted carrying value at end of current period (Lines 1+2+3+4+5+6-7-8+9-10)	0	0
12. Deduct total nonadmitted amounts	0	0
13. Statement value at end of current period (Line 11 minus Line 12)	0	0

SCHEDULE D - VERIFICATION

Bonds and Stocks

	1	2
	Year to Date	Prior Year Ended December 31
1. Book/adjusted carrying value of bonds and stocks, December 31 of prior year	43,483,215	35,783,086
2. Cost of bonds and stocks acquired	18,329,744	23,636,253
3. Accrual of discount	14,486	143,302
4. Unrealized valuation increase (decrease)	0	0
5. Total gain (loss) on disposals	(65,316)	(188,660)
6. Deduct consideration for bonds and stocks disposed of	4,600,655	15,661,539
7. Deduct amortization of premium	122,136	229,227
8. Total foreign exchange change in book/adjusted carrying value	0	0
9. Deduct current year's other than temporary impairment recognized	0	0
10. Total investment income recognized as a result of prepayment penalties and/or acceleration fees	0	0
11. Book/adjusted carrying value at end of current period (Lines 1+2+3+4+5-6-7+8-9+10)	57,039,338	43,483,215
12. Deduct total nonadmitted amounts	0	0
13. Statement value at end of current period (Line 11 minus Line 12)	57,039,338	43,483,215

SCHEDULE D - PART 1B

Showing the Acquisitions, Dispositions and Non-Trading Activity
During the Current Quarter for all Bonds and Preferred Stock by NAIC Designation

NAIC Designation	1 Book/Adjusted Carrying Value Beginning of Current Quarter	2 Acquisitions During Current Quarter	3 Dispositions During Current Quarter	4 Non-Trading Activity During Current Quarter	5 Book/Adjusted Carrying Value End of First Quarter	6 Book/Adjusted Carrying Value End of Second Quarter	7 Book/Adjusted Carrying Value End of Third Quarter	8 Book/Adjusted Carrying Value December 31 Prior Year
BONDS								
1. NAIC 1 (a)	138,692,238	604,200,934	580,991,106	1,121,114	139,542,170	138,692,238	163,023,179	55,013,297
2. NAIC 2 (a)	5,623,486	72,061,658	63,240,751	130,238	10,857,866	5,623,486	14,574,629	2,426,113
3. NAIC 3 (a)	0	0	0	0	0	0	0	0
4. NAIC 4 (a)	0	0	0	0	0	0	0	0
5. NAIC 5 (a)	0	0	0	0	0	0	0	0
6. NAIC 6 (a)	0	0	0	0	0	0	0	0
7. Total Bonds	144,315,723	676,262,591	644,231,857	1,251,351	150,400,036	144,315,723	177,597,809	57,439,410
PREFERRED STOCK								
8. NAIC 1	0	0	0	0	0	0	0	0
9. NAIC 2	0	0	0	0	0	0	0	0
10. NAIC 3	0	0	0	0	0	0	0	0
11. NAIC 4	0	0	0	0	0	0	0	0
12. NAIC 5	0	0	0	0	0	0	0	0
13. NAIC 6	0	0	0	0	0	0	0	0
14. Total Preferred Stock	0	0	0	0	0	0	0	0
15. Total Bonds and Preferred Stock	144,315,723	676,262,591	644,231,857	1,251,351	150,400,036	144,315,723	177,597,809	57,439,410

(a) Book/Adjusted Carrying Value column for the end of the current reporting period includes the following amount of short-term and cash equivalent bonds by NAIC designation:
NAIC 1 \$ 108,582,642 ; NAIC 2 \$ 11,975,828 ; NAIC 3 \$ 0 NAIC 4 \$ 0 ; NAIC 5 \$ 0 ; NAIC 6 \$ 0

Schedule DA - Part 1 - Short-Term Investments

N O N E

Schedule DA - Verification - Short-Term Investments

N O N E

Schedule DB - Part A - Verification - Options, Caps, Floors, Collars, Swaps and Forwards

N O N E

Schedule DB - Part B - Verification - Futures Contracts

N O N E

Schedule DB - Part C - Section 1 - Replication (Synthetic Asset) Transactions (RSATs) Open

N O N E

Schedule DB-Part C-Section 2-Reconciliation of Replication (Synthetic Asset) Transactions Open

N O N E

Schedule DB - Verification - Book/Adjusted Carrying Value, Fair Value and Potential Exposure of
Derivatives

N O N E

SCHEDULE E - PART 2 - VERIFICATION

(Cash Equivalents)

	1	2
	Year To Date	Prior Year Ended December 31
1. Book/adjusted carrying value, December 31 of prior year	17,652,948	14,416,601
2. Cost of cash equivalents acquired	1,967,769,667	485,224,586
3. Accrual of discount	3,123,621	250,643
4. Unrealized valuation increase (decrease)	0	0
5. Total gain (loss) on disposals	0	0
6. Deduct consideration received on disposals	1,859,749,444	482,238,881
7. Deduct amortization of premium	0	0
8. Total foreign exchange change in book/adjusted carrying value	0	0
9. Deduct current year's other than temporary impairment recognized	0	0
10. Book/adjusted carrying value at end of current period (Lines 1+2+3+4+5-6-7+8-9)	128,796,793	17,652,948
11. Deduct total nonadmitted amounts	0	0
12. Statement value at end of current period (Line 10 minus Line 11)	128,796,793	17,652,948

Schedule A - Part 2 - Real Estate Acquired and Additions Made

N O N E

Schedule A - Part 3 - Real Estate Disposed

N O N E

Schedule B - Part 2 - Mortgage Loans Acquired and Additions Made

N O N E

Schedule B - Part 3 - Mortgage Loans Disposed, Transferred or Repaid

N O N E

Schedule BA - Part 2 - Other Long-Term Invested Assets Acquired and Additions Made

N O N E

Schedule BA - Part 3 - Other Long-Term Invested Assets Disposed, Transferred or Repaid

N O N E

STATEMENT AS OF SEPTEMBER 30, 2023 OF THE Humana Health Plan of Ohio Inc.

SCHEDULE D - PART 3

Show All Long-Term Bonds and Stock Acquired During the Current Quarter

1	2	3	4	5	6	7	8	9	10
CUSIP Identification	Description	Foreign	Date Acquired	Name of Vendor	Number of Shares of Stock	Actual Cost	Par Value	Paid for Accrued Interest and Dividends	NAIC Designation, NAIC Designation Modifier and SVO Admini- strative Symbol
91282C-HX-2	UNITED STATES TREASURY08/30/2023	BMOCM/BONDS		1,004,377	1,000,000	0	1.B FE
91282C-HX-2	UNITED STATES TREASURY09/25/2023	SCOTIA CAPITAL (USA) INC./NOVAAGENCY		247,295	250,000	781	1.B FE
0109999999. Subtotal - Bonds - U.S. Governments						1,251,672	1,250,000	781	XXX
31320Q-WL-6	FEDERAL HOME LOAN MORTGAGE CORPORATION -07/06/2023	CITIGROUP GLOBAL MARKETS INC.		4,156,346	4,286,273	7,144	1.A
0909999999. Subtotal - Bonds - U.S. Special Revenues						4,156,346	4,286,273	7,144	XXX
02665W-EM-9	AMERICAN HONDA FINANCE CORP07/05/2023	CITIGROUP GLOBAL MARKETS INC.		199,912	200,000	0	1.G FE
337738-BH-0	FISERV INC08/14/2023	WELLS FARGO SECURITIES		114,048	115,000	0	2.B FE
36270X-AD-6	GSMB5 23PJ4 A3 - RMBS08/18/2023	GOLDMAN		490,234	500,000	2,500	1.A FE
375558-BZ-5	GILEAD SCIENCES INC09/07/2023	CITIGROUP GLOBAL MARKETS INC.		29,951	30,000	0	2.A FE
46655L-AE-4	JPMINT 22LTV2 A3 - CMO/RMBS07/12/2023	BARCLAYS CAPITAL INC FIXED INC		404,343	468,718	592	1.A FE
571748-BU-5	MARSH & MCLENNAN COMPANIES INC09/06/2023	Bank of America Securities		249,043	250,000	0	1.G FE
655844-CR-7	NORFOLK SOUTHERN CORP07/31/2023	WELLS FARGO SECURITIES		104,786	105,000	0	2.A FE
74938G-AB-2	ROKT 224 A2 - CMO/RMBS07/06/2023	Bank of America Securities		596,432	698,475	611	1.A FE
78409V-BP-8	S&P GLOBAL INC09/07/2023	Bank of America Securities		19,978	20,000	0	1.G FE
883556-CW-0	THERMO FISHER SCIENTIFIC INC08/07/2023	GOLDMAN		95,000	95,000	0	1.G FE
1109999999. Subtotal - Bonds - Industrial and Miscellaneous (Unaffiliated)						2,303,727	2,482,193	3,704	XXX
2509999997. Total - Bonds - Part 3						7,711,745	8,018,466	11,629	XXX
2509999998. Total - Bonds - Part 5						XXX	XXX	XXX	XXX
2509999999. Total - Bonds						7,711,745	8,018,466	11,629	XXX
4509999997. Total - Preferred Stocks - Part 3						0	XXX	0	XXX
4509999998. Total - Preferred Stocks - Part 5						XXX	XXX	XXX	XXX
4509999999. Total - Preferred Stocks						0	XXX	0	XXX
5989999997. Total - Common Stocks - Part 3						0	XXX	0	XXX
5989999998. Total - Common Stocks - Part 5						XXX	XXX	XXX	XXX
5989999999. Total - Common Stocks						0	XXX	0	XXX
5999999999. Total - Preferred and Common Stocks						0	XXX	0	XXX
6009999999 - Totals						7,711,745	XXX	11,629	XXX

STATEMENT AS OF SEPTEMBER 30, 2023 OF THE Humana Health Plan of Ohio Inc.

SCHEDULE D - PART 4

Show All Long-Term Bonds and Stock Sold, Redeemed or Otherwise Disposed of During the Current Quarter

1	2	3	4	5	6	7	8	9	10	Change In Book/Adjusted Carrying Value					16	17	18	19	20	21	22
										11	12	13	14	15							
CUSIP Ident- ification	Description	For- eign	Disposal Date	Name of Purchaser	Number of Shares of Stock	Consid- eration	Par Value	Actual Cost	Prior Year Book/ Adjusted Carrying Value	Unrealized Valuation Increase/ (Decrease)	Current Year's (Amor- tization)/ Accretion	Current Year's Other Than Temporary Impairment Recogn- ized	Total Change in Book/ Adjusted Carrying Value (11 + 12 - 13)	Total Foreign Exchange Change in Book /Adjusted Carrying Value	Book/ Adjusted Carrying Value at Disposal Date	Foreign Exchange Gain (Loss) on Disposal	Realized Gain (Loss) on Disposal	Total Gain (Loss) on Disposal	Bond Interest/ Stock Dividends Received During Year	Stated Con- tractual Maturity Date	NAIC Desig- nation, NAIC Desig- nation Modifier and SVO Admini- strative Symbol
..3131XX-WS-6	FH ZM4257 - RMBS		09/01/2023	Paydown		4,036	4,036	4,295	4,444	0	(408)	0	(408)	0	4,036	0	0	0	91	09/01/2047	1.A
..3132DN-4N-2	FH SD0829 - RMBS		09/01/2023	Paydown		15,315	15,315	15,798	15,783	0	(468)	0	(468)	0	15,315	0	0	0	312	01/01/2052	1.A
..3132DN-7K-3	FH SD1798 - RMBS		09/01/2023	Paydown		1,123	1,123	1,139	1,140	0	(16)	0	(16)	0	1,123	0	0	0	42	11/01/2052	1.A
..3132DN-7L-1	FH SD1799 - RMBS		09/01/2023	Paydown		1,874	1,874	1,900	1,900	0	(26)	0	(26)	0	1,874	0	0	0	67	11/01/2052	1.A
..3132DN-E2-5	FH SD1053 - RMBS		09/01/2023	Paydown		2,692	2,692	2,704	2,703	0	(12)	0	(12)	0	2,692	0	0	0	61	06/01/2052	1.A
..3132DN-G5-6	FH SD1120 - RMBS		09/01/2023	Paydown		1,900	1,900	1,932	1,932	0	(32)	0	(32)	0	1,900	0	0	0	52	06/01/2052	1.A
..3132DN-NS-8	FH SD1301 - RMBS		09/01/2023	Paydown		45,791	45,791	46,886	46,865	0	(1,074)	0	(1,074)	0	45,791	0	0	0	1,641	07/01/2052	1.A
..3132DN-QH-9	FH SD1356 - RMBS		09/01/2023	Paydown		10,502	10,502	10,730	10,726	0	(225)	0	(225)	0	10,502	0	0	0	325	07/01/2052	1.A
..3132DN-VJ-9	FH SD1517 - RMBS		09/01/2023	Paydown		577	577	577	577	0	(1)	0	(1)	0	577	0	0	0	18	09/01/2052	1.A
..3132DN-Y5-6	FH SD1632 - RMBS		09/01/2023	Paydown		5,183	5,183	5,195	5,195	0	(11)	0	(11)	0	5,183	0	0	0	196	09/01/2052	1.A
..3132DN-Y7-2	FH SD1634 - RMBS		09/01/2023	Paydown		3,536	3,536	3,556	3,556	0	(19)	0	(19)	0	3,536	0	0	0	144	09/01/2052	1.A
..3132DN-Y8-0	FH SD1635 - RMBS		09/01/2023	Paydown		2,236	2,236	2,266	2,265	0	(29)	0	(29)	0	2,236	0	0	0	80	09/01/2052	1.A
..3132DP-KY-3	FH SD2111 - RMBS		09/01/2023	Paydown		270	270	263	0	0	7	0	7	0	270	0	0	0	2	12/01/2052	1.A
..3132DQ-C6-1	FH SD2793 - RMBS		09/01/2023	Paydown		168	168	164	0	0	4	0	4	0	168	0	0	0	1	03/01/2053	1.A
..3132DQ-QV-1	FH SD3168 - RMBS		09/01/2023	Paydown		512	512	508	0	0	4	0	4	0	512	0	0	0	5	06/01/2053	1.A
..3132DQ-RM-0	FH SD3192 - RMBS		09/01/2023	Paydown		49,346	49,346	48,768	0	0	578	0	578	0	49,346	0	0	0	420	06/01/2053	1.A
..3132DQ-ML-6	FEDERAL HOME LOAN MORTGAGE CORPORATION -		09/01/2023	Paydown		57,281	57,281	55,545	0	0	1,736	0	1,736	0	57,281	0	0	0	377	06/01/2053	1.A
..3132DV-LA-1	FH SD7521 - RMBS		09/01/2023	Paydown		5,803	5,803	6,211	6,240	0	(437)	0	(437)	0	5,803	0	0	0	97	07/01/2050	1.A
..3132DV-LC-7	FH SD7523 - RMBS		09/01/2023	Paydown		3,110	3,110	3,335	3,335	0	(224)	0	(224)	0	3,110	0	0	0	52	08/01/2050	1.A
..3132DV-LV-5	FH SD7540 - RMBS		09/01/2023	Paydown		4,246	4,246	4,478	4,479	0	(233)	0	(233)	0	4,246	0	0	0	70	05/01/2051	1.A
..31334Y-P5-0	FH QA2244 - RMBS		09/01/2023	Paydown		436	436	463	474	0	(38)	0	(38)	0	436	0	0	0	9	07/01/2046	1.A
..3133AS-KA-0	FH QC7489 - RMBS		09/01/2023	Paydown		2,352	2,352	2,391	2,389	0	(36)	0	(36)	0	2,352	0	0	0	33	09/01/2051	1.A
..3133BG-C6-3	FH QE6393 - RMBS		09/01/2023	Paydown		36,978	36,978	37,197	37,187	0	(209)	0	(209)	0	36,978	0	0	0	1,270	07/01/2052	1.A
..3133BJ-NS-7	FH QE8501 - RMBS		09/01/2023	Paydown		37,609	37,609	37,833	37,822	0	(213)	0	(213)	0	37,609	0	0	0	1,220	08/01/2052	1.A
..3133BM-Q6-5	FH QF0477 - RMBS		09/01/2023	Paydown		34,333	34,333	34,661	34,651	0	(317)	0	(317)	0	34,333	0	0	0	1,146	09/01/2052	1.A
..3133BQ-SW-2	FH QF3561 - RMBS		09/01/2023	Paydown		5,374	5,374	5,470	5,470	0	(96)	0	(96)	0	5,374	0	0	0	186	11/01/2052	1.A
..3133KK-3X-5	FH RA4414 - RMBS		09/01/2023	Paydown		11,460	11,460	12,179	12,217	0	(757)	0	(757)	0	11,460	0	0	0	193	01/01/2051	1.A
..3133KM-RT-4	FH RA5898 - RMBS		09/01/2023	Paydown		1,792	1,792	1,822	1,821	0	(28)	0	(28)	0	1,792	0	0	0	24	09/01/2051	1.A
..3133KN-KX-0	FH RA6610 - RMBS		09/01/2023	Paydown		21,849	21,849	22,359	22,345	0	(496)	0	(496)	0	21,849	0	0	0	431	01/01/2052	1.A
..3133KP-YM-4	FEDERAL HOME LOAN MORTGAGE CORPORATION -		09/01/2023	Paydown		1,036	1,036	1,009	0	0	27	0	27	0	1,036	0	0	0	19	09/01/2052	1.A
..3133KQ-VZ-6	FH RA8732 - RMBS		09/01/2023	Paydown		1,814	1,814	1,806	0	0	8	0	8	0	1,814	0	0	0	15	03/01/2053	1.A
..3137BP-DW-6	FHR 4583 UP - CMO/RMBS		09/01/2023	Paydown		12,959	12,959	13,565	13,546	0	(587)	0	(587)	0	12,959	0	0	0	261	07/15/2045	1.A
..3137BS-ZE-6	FHR 4631 GP - CMO/RMBS		09/01/2023	Paydown		5,318	5,318	5,695	5,660	0	(342)	0	(342)	0	5,318	0	0	0	126	03/15/2046	1.A
..3140HD-TA-6	FN BK0888 - RMBS		09/01/2023	Paydown		3,280	3,280	3,543	3,583	0	(583)	0	(583)	0	3,280	0	0	0	86	07/01/2048	1.A
..3140JB-UX-9	FN BM4197 - RMBS		09/01/2023	Paydown		152	152	161	165	0	(13)	0	(13)	0	152	0	0	0	3	03/01/2047	1.A
..3140KY-EU-0	FN BQ9146 - RMBS		09/01/2023	Paydown		1,266	1,266	1,313	1,313	0	(47)	0	(47)	0	1,266	0	0	0	15	12/01/2050	1.A
..3140KV-F5-4	FN BQ9187 - RMBS		09/01/2023	Paydown		3,243	3,243	3,363	3,363	0	(124)	0	(124)	0	3,243	0	0	0	43	01/01/2051	1.A
..3140KV-GN-4	FN BQ9204 - RMBS		09/01/2023	Paydown		1,603	1,603	1,663	1,663	0	(59)	0	(59)	0	1,603	0	0	0	22	01/01/2051	1.A
..3140KV-SP-2	FN BR0525 - RMBS		09/01/2023	Paydown		321	321	334	335	0	(13)	0	(13)	0	321	0	0	0	4	12/01/2050	1.A
..3140LO-C8-8	FN BR1894 - RMBS		09/01/2023	Paydown		1,200	1,200	1,244	1,244	0	(44)	0	(44)	0	1,200	0	0	0	15	01/01/2051	1.A
..3140LO-D4-6	FN BR1922 - RMBS		09/01/2023	Paydown		785	785	815	816	0	(31)	0	(31)	0	785	0	0	0	11	01/01/2051	1.A
..3140LO-DR-5	FN BR1911 - RMBS		09/01/2023	Paydown		1,314	1,314	1,363	1,362	0	(48)	0	(48)	0	1,314	0	0	0	17	01/01/2051	1.A
..3140MR-ZN-6	FN BW0780 - RMBS		09/01/2023	Paydown		586	586	593	593	0	(7)	0	(7)	0	586	0	0	0	16	08/01/2052	1.A
..3140MY-AD-4	FN BW6303 - RMBS		09/01/2023	Paydown		34,095	34,095	34,420	34,407	0	(312)	0	(312)	0	34,095	0	0	0	1,136	08/01/2052	1.A
..3140NS-A5-8	FN BW9927 - RMBS		09/01/2023	Paydown		2,682	2,682	2,718	2,718	0	(36)	0	(36)	0	2,682	0	0	0	107	10/01/2052	1.A
..3140O9-4Z-3	FN CA2639 - RMBS		09/01/2023	Paydown		498	498	490	0	0	8	0	8	0	498	0	0	0	3	11/01/2048	1.A

STATEMENT AS OF SEPTEMBER 30, 2023 OF THE Humana Health Plan of Ohio Inc.

SCHEDULE D - PART 4

Show All Long-Term Bonds and Stock Sold, Redeemed or Otherwise Disposed of During the Current Quarter

1	2	3	4	5	6	7	8	9	10	Change In Book/Adjusted Carrying Value					16	17	18	19	20	21	22
										11	12	13	14	15							
CUSIP Ident- ification	Description	For- eign	Disposal Date	Name of Purchaser	Number of Shares of Stock	Consid- eration	Par Value	Actual Cost	Prior Year Book/ Adjusted Carrying Value	Unrealized Valuation Increase/ (Decrease)	Current Year's (Amor- tization)/ Accretion	Current Year's Other Than Temporary Impairment Recogn- ized	Total Change in Book/ Adjusted Carrying Value (11 + 12 - 13)	Total Foreign Exchange Change in Book /Adjusted Carrying Value	Book/ Adjusted Carrying Value at Disposal Date	Foreign Exchange Gain (Loss) on Disposal	Realized Gain (Loss) on Disposal	Total Gain (Loss) on Disposal	Bond Interest/ Stock Dividends Received During Year	Stated Con- tractual Maturity Date	NAIC Desig- nation, NAIC Desig- nation Modifier and SVO Admini- strative Symbol
..31400E-AP-7	FN CA6313 - RMBS		09/01/2023	Paydown		6,381	6,381	6,813	6,943	0	(562)	0	(562)	0	6,381	0	0	0	126	07/01/2050	1.A
..31400E-DX-7	FN CA6417 - RMBS		09/01/2023	Paydown		7,073	7,073	7,561	7,680	0	(607)	0	(607)	0	7,073	0	0	0	140	07/01/2050	1.A
..31400E-KY-7	FN CA6610 - RMBS		09/01/2023	Paydown		7,618	7,618	8,144	8,289	0	(671)	0	(671)	0	7,618	0	0	0	154	08/01/2050	1.A
..31400E-YJ-5	FN CA7012 - RMBS		09/01/2023	Paydown		5,800	5,800	5,949	5,952	0	(151)	0	(151)	0	5,800	0	0	0	78	09/01/2050	1.A
..31400F-4E-6	FN CA8020 - RMBS		09/01/2023	Paydown		3,594	3,594	3,815	3,818	0	(224)	0	(224)	0	3,594	0	0	0	58	12/01/2050	1.A
..31400G-3C-9	FN CA8894 - RMBS		09/01/2023	Paydown		6,829	6,829	7,292	7,288	0	(459)	0	(459)	0	6,829	0	0	0	112	02/01/2051	1.A
..31400G-U4-7	FN CA8702 - RMBS		09/01/2023	Paydown		12,035	12,035	12,856	12,775	0	(740)	0	(740)	0	12,035	0	0	0	203	01/01/2036	1.A
..31400G-Z0-3	FN CA8850 - RMBS		09/01/2023	Paydown		6,088	6,088	6,311	6,300	0	(212)	0	(212)	0	6,088	0	0	0	81	02/01/2051	1.A
..31400L-MY-9	FN CB1274 - RMBS		09/01/2023	Paydown		4,646	4,646	4,855	4,850	0	(203)	0	(203)	0	4,646	0	0	0	77	08/01/2051	1.A
..31400M-ST-7	FN CB2657 - RMBS		09/01/2023	Paydown		1,290	1,290	1,316	1,315	0	(25)	0	(25)	0	1,290	0	0	0	25	01/01/2052	1.A
..31400M-VP-6	FN CB2421 - RMBS		09/01/2023	Paydown		5,683	5,683	5,994	5,980	0	(297)	0	(297)	0	5,683	0	0	0	116	12/01/2051	1.A
..31400P-BA-4	FN CB3632 - RMBS		09/01/2023	Paydown		31,688	31,688	32,703	32,696	0	(1,008)	0	(1,008)	0	31,688	0	0	0	951	05/01/2052	1.A
..31400P-BG-1	FN CB3638 - RMBS		09/01/2023	Paydown		3,354	3,354	3,408	3,408	0	(54)	0	(54)	0	3,354	0	0	0	103	05/01/2052	1.A
..31400P-ZB-6	FN CB4337 - RMBS		09/01/2023	Paydown		1,727	1,727	1,758	1,758	0	(31)	0	(31)	0	1,727	0	0	0	49	08/01/2052	1.A
..31400P-ZE-0	FN CB4340 - RMBS		09/01/2023	Paydown		773	773	777	776	0	(3)	0	(3)	0	773	0	0	0	23	08/01/2052	1.A
..31400Q-F6-7	FN CB4688 - RMBS		09/01/2023	Paydown		34,674	34,674	35,693	35,674	0	(999)	0	(999)	0	34,674	0	0	0	1,149	09/01/2052	1.A
..31400Q-GA-7	FN CB4692 - RMBS		09/01/2023	Paydown		9,159	9,159	9,374	9,374	0	(215)	0	(215)	0	9,159	0	0	0	333	09/01/2052	1.A
..31400Q-UM-5	FN CB5087 - RMBS		09/01/2023	Paydown		927	927	946	946	0	(19)	0	(19)	0	927	0	0	0	35	11/01/2052	1.A
..3140X8-3F-2	FN FMS297 - RMBS		09/01/2023	Paydown		1,448	1,448	1,548	1,583	0	(135)	0	(135)	0	1,448	0	0	0	29	11/01/2050	1.A
..3140X8-G6-8	FN FM4720 - RMBS		09/01/2023	Paydown		7,362	7,362	7,866	7,992	0	(630)	0	(630)	0	7,362	0	0	0	146	10/01/2050	1.A
..3140X8-UU-9	FN FMS094 - RMBS		09/01/2023	Paydown		9,632	9,632	10,295	10,748	0	(1,116)	0	(1,116)	0	9,632	0	0	0	223	06/01/2049	1.A
..3140X8-WR-4	FN FMS155 - RMBS		09/01/2023	Paydown		737	737	766	765	0	(28)	0	(28)	0	737	0	0	0	9	12/01/2050	1.A
..3140X8-Y6-8	FN FMS232 - RMBS		09/01/2023	Paydown		987	987	1,055	1,075	0	(88)	0	(88)	0	987	0	0	0	20	06/01/2050	1.A
..3140X8-Y7-6	FN FMS233 - RMBS		09/01/2023	Paydown		1,593	1,593	1,697	1,706	0	(113)	0	(113)	0	1,593	0	0	0	35	11/01/2050	1.A
..3140X8-YK-7	FN FMS213 - RMBS		09/01/2023	Paydown		2,096	2,096	2,181	2,179	0	(84)	0	(84)	0	2,096	0	0	0	28	12/01/2050	1.A
..3140X9-JB-2	FN FMS657 - RMBS		09/01/2023	Paydown		977	977	1,042	1,060	0	(83)	0	(83)	0	977	0	0	0	20	12/01/2050	1.A
..3140X9-UJ-2	FN FMS984 - RMBS		09/01/2023	Paydown		15,822	15,822	16,346	16,332	0	(511)	0	(511)	0	15,822	0	0	0	209	02/01/2051	1.A
..3140X9-WD-3	FN FM6043 - RMBS		09/01/2023	Paydown		11,321	11,321	12,062	12,440	0	(1,119)	0	(1,119)	0	11,321	0	0	0	259	06/01/2049	1.A
..3140XB-QD-5	FN FM7651 - RMBS		09/01/2023	Paydown		15,320	15,320	15,710	15,739	0	(419)	0	(419)	0	15,320	0	0	0	458	09/01/2049	1.A
..3140XB-X7-0	FN FM7901 - RMBS		09/01/2023	Paydown		1,208	1,208	1,265	1,262	0	(54)	0	(54)	0	1,208	0	0	0	20	07/01/2051	1.A
..3140XC-4Z-8	FN FMB939 - RMBS		09/01/2023	Paydown		4,068	4,068	4,107	4,105	0	(37)	0	(37)	0	4,068	0	0	0	53	10/01/2052	1.A
..3140XC-YX-0	FN FMB825 - RMBS		09/01/2023	Paydown		1,833	1,833	1,864	1,862	0	(29)	0	(29)	0	1,833	0	0	0	24	09/01/2051	1.A
..3140XD-2J-4	FN FMS776 - RMBS		09/01/2023	Paydown		21,976	21,976	22,566	22,566	0	(591)	0	(591)	0	21,976	0	0	0	436	11/01/2051	1.A
..3140XF-H3-8	FN FS0249 - RMBS		09/01/2023	Paydown		7,255	7,255	7,545	7,535	0	(280)	0	(280)	0	7,255	0	0	0	146	01/01/2052	1.A
..3140XF-H5-3	FN FS0251 - RMBS		09/01/2023	Paydown		22,573	22,573	23,398	23,365	0	(792)	0	(792)	0	22,573	0	0	0	459	01/01/2052	1.A
..3140XF-HY-0	FN FS0246 - RMBS		09/01/2023	Paydown		1,232	1,232	1,285	1,282	0	(51)	0	(51)	0	1,232	0	0	0	25	01/01/2052	1.A
..3140XF-LL-3	FN FS0330 - RMBS		09/01/2023	Paydown		11,752	11,752	12,151	12,137	0	(385)	0	(385)	0	11,752	0	0	0	233	01/01/2052	1.A
..3140XG-7F-0	FN FS1793 - RMBS		09/01/2023	Paydown		5,609	5,609	5,638	5,637	0	(28)	0	(28)	0	5,609	0	0	0	151	05/01/2052	1.A
..3140XG-CH-0	FN FS0971 - RMBS		09/01/2023	Paydown		3,117	3,117	3,134	3,134	0	(17)	0	(17)	0	3,117	0	0	0	71	01/01/2052	1.A
..3140XG-VJ-5	FN FS1516 - RMBS		09/01/2023	Paydown		12,708	12,708	12,698	12,708	0	10	0	10	0	12,708	0	0	0	307	05/01/2052	1.A
..3140XG-WM-7	FN FS1551 - RMBS		09/01/2023	Paydown		1,695	1,695	1,708	1,708	0	(13)	0	(13)	0	1,695	0	0	0	49	03/01/2050	1.A
..3140XG-ZA-0	FN FS1636 - RMBS		09/01/2023	Paydown		15,792	15,792	15,829	15,825	0	(33)	0	(33)	0	15,792	0	0	0	409	04/01/2052	1.A
..3140XH-3U-9	FN FS2610 - RMBS		09/01/2023	Paydown		1,711	1,711	1,738	1,737	0	(26)	0	(26)	0	1,711	0	0	0	51	08/01/2052	1.A
..3140XH-6Y-8	FN FS2686 - RMBS		09/01/2023	Paydown		3,769	3,769	3,796	3,796	0	(27)	0	(27)	0	3,769	0	0	0	119	08/01/2052	1.A
..3140XJ-LC-5	FN FS3022 - RMBS		09/01/2023	Paydown		650	650	632	0	0	18	0	18	0	650	0	0	0	12	10/01/2052	1.A
..3140XJ-QG-1	FN FS3154 - RMBS		09/01/2023	Paydown		2,313	2,313	2,284	2,284	0	28	0	28	0	2,313	0	0	0	72	07/01/2052	1.A

STATEMENT AS OF SEPTEMBER 30, 2023 OF THE Humana Health Plan of Ohio Inc.

SCHEDULE D - PART 4

Show All Long-Term Bonds and Stock Sold, Redeemed or Otherwise Disposed of During the Current Quarter

1	2	3	4	5	6	7	8	9	10	Change In Book/Adjusted Carrying Value					16	17	18	19	20	21	22	
										11	12	13	14	15								
CUSIP Ident- ification	Description	For- eign	Disposal Date	Name of Purchaser	Number of Shares of Stock	Consid- eration	Par Value	Actual Cost	Prior Year Book/ Adjusted Carrying Value	Unrealized Valuation Increase/ (Decrease)	Current Year's (Amor- tization)/ Accretion	Current Year's Other Than Temporary Impairment Recog- nized	Total Change in Book/ Adjusted Carrying Value (11 + 12 - 13)	Total Foreign Exchange Change in Book /Adjusted Carrying Value	Book/ Adjusted Carrying Value at Disposal Date	Foreign Exchange Gain (Loss) on Disposal	Realized Gain (Loss) on Disposal	Total Gain (Loss) on Disposal	Bond Interest/ Stock Dividends Received During Year	Stated Con- tractual Maturity Date	NAIC Desig- nation, NAIC Desig- nation Modifier and SVO Admini- strative Symbol	
..3140XJ-WK-5	FN FS3349 - RMBS		09/01/2023	Paydown		1,554	1,554	1,520	0	0	33	0	33	0	1,554	0	0	0	13	09/01/2052	1.A	
..31418C-MG-6	FN MA3058 - RMBS		09/01/2023	Paydown		5,522	5,522	5,970	6,302	0	(780)	0	(780)	0	5,522	0	0	0	146	07/01/2047	1.A	
..31418D-HL-9	FN MA3834 - RMBS		09/01/2023	Paydown		1,550	1,550	1,620	1,669	0	(119)	0	(119)	0	1,550	0	0	0	31	11/01/2049	1.A	
..35563P-LH-0	SCRT 2019-3 MA - CMO/RMBS		09/01/2023	Paydown		2,150	2,150	2,247	2,222	0	(72)	0	(72)	0	2,150	0	0	0	50	10/25/2058	1.A	
..35563P-ML-0	SCRT 2019-4 MA - CMO/RMBS		09/01/2023	Paydown		1,431	1,431	1,462	1,454	0	(23)	0	(23)	0	1,431	0	0	0	29	02/25/2059	1.A	
0909999999. Subtotal - Bonds - U.S. Special Revenues						787,939	787,939	805,297	696,589	0	(19,356)	0	(19,356)	0	787,939	0	0	0	18,623	XXX	XXX	
..056054-AA-7	BX 2019-XL A - CMBS		07/15/2023	Paydown		21,098	21,098	21,098	21,098	0	0	0	0	0	21,098	0	0	0	720	10/15/2036	1.A FE	
..05608W-AA-2	BX 2021-SOAR A - CMBS		07/17/2023	Paydown		6,753	6,753	6,753	6,753	0	0	0	0	0	6,753	0	0	0	216	06/15/2038	1.A FE	
..05610H-AA-1	BX 22LP2 A - CMBS		07/15/2023	Paydown		24,847	24,847	24,741	25,032	0	(185)	0	(185)	0	24,847	0	0	0	844	02/16/2027	1.A FE	
..05946X-BV-4	BAFC 2003-1 A1 - CMO/RMBS		09/01/2023	Paydown		6	6	6	6	0	0	0	0	0	6	0	0	0	0	05/20/2033	1.D FE	
..302987-AE-2	FRESB 2020-SB70 A1H - CMBS		09/01/2023	Paydown		751	751	755	779	0	(28)	0	(28)	0	751	0	0	0	11	10/25/2039	2.C FE	
..33852J-AE-8	FSMT 217 A5 - CMO/RMBS		09/25/2023	Paydown		1,330	1,330	1,358	1,356	0	(26)	0	(26)	0	1,330	0	0	0	22	08/25/2051	1.A FE	
..36262W-AJ-5	GSMB5 21PJ8 A8 - CMO/RMBS		09/01/2023	Paydown		1,623	1,623	1,660	1,659	0	(36)	0	(36)	0	1,623	0	0	0	26	01/25/2052	1.A FE	
..36270X-AD-6	GSMB5 23PJ4 A3 - RMBS		09/01/2023	Paydown		8,234	8,234	8,073	8,073	0	161	0	161	0	8,234	0	0	0	41	01/26/2054	1.A FE	
..38137H-BU-1	GLD11 X1 AR2 - CDO		07/18/2023	Paydown		17,722	17,722	17,411	18,176	0	(454)	0	(454)	0	17,722	0	0	0	782	01/21/2031	1.A FE	
..46591J-AA-4	JPMCC 2019-BROOK A - CMBS		08/10/2023	Various		15,237	16,352	16,352	16,352	0	0	0	0	0	16,352	0	(1,115)	(1,115)	657	09/17/2029	1.A FE	
..46592W-AF-3	JPMMT 2112 A4 - CMO/RMBS		09/01/2023	Paydown		8,006	8,006	8,139	8,130	0	(125)	0	(125)	0	8,006	0	0	0	130	02/25/2052	1.A FE	
..46653X-AE-0	JPMMT 2021-INV5 A2A - CMO/RMBS		09/01/2023	Paydown		2,783	2,783	2,814	2,813	0	(31)	0	(31)	0	2,783	0	0	0	45	12/26/2051	1.A FE	
..46654W-AH-4	JPMMT 221 A4 - CMO/RMBS		09/01/2023	Paydown		2,214	2,214	2,194	2,196	0	18	0	18	0	2,214	0	0	0	36	07/25/2052	1.A FE	
..46655L-AE-4	JPMMT 22LTV2 A3 - CMO/RMBS		09/01/2023	Paydown		3,624	3,624	3,126	0	0	498	0	498	0	3,624	0	0	0	19	09/25/2052	1.A FE	
..61772C-AH-4	MSRM 213 A4 - CMO/RMBS		09/01/2023	Paydown		1,152	1,152	1,175	1,175	0	(23)	0	(23)	0	1,152	0	0	0	18	06/25/2051	1.A FE	
..63942C-AA-0	NAVSL 2021-D A - ABS		09/15/2023	Paydown		5,869	5,869	5,869	5,869	0	0	0	0	0	5,869	0	0	0	237	04/15/2060	1.A FE	
..63942E-AA-6	NAVSL 2021-E A - ABS		09/15/2023	Paydown		3,344	3,344	3,343	3,343	0	1	0	1	0	3,344	0	0	0	22	12/16/2069	1.A FE	
..64034Q-AA-6	NSLT 2021-B AFL - ABS		09/20/2023	Paydown		4,242	4,242	4,242	4,242	0	0	0	0	0	4,242	0	0	0	162	04/20/2062	1.A FE	
..64034Q-AB-4	NSLT 2021-B AFX - ABS		09/20/2023	Paydown		4,242	4,242	4,241	4,241	0	1	0	1	0	4,242	0	0	0	40	04/20/2062	1.A FE	
..64035D-AA-4	NSLT 21A A1 - ABS		09/20/2023	Paydown		5,805	5,805	5,799	5,979	0	(174)	0	(174)	0	5,805	0	0	0	222	04/20/2062	1.A FE	
..64035D-AD-8	NSLT 21A AP2 - ABS		09/20/2023	Paydown		3,707	3,707	3,702	3,702	0	4	0	4	0	3,707	0	0	0	34	04/20/2062	1.A FE	
..74936R-AE-4	RCKT 212 A5 - CMO/RMBS		09/01/2023	Paydown		1,868	1,868	1,907	1,903	0	(36)	0	(36)	0	1,868	0	0	0	32	06/26/2051	1.A FE	
..74938G-AB-2	RCKT 224 A2 - CMO/RMBS		09/01/2023	Paydown		12,384	12,384	10,575	0	0	1,809	0	1,809	0	12,384	0	0	0	45	06/25/2052	1.A FE	
..78449F-AC-5	SMB 2016-A A2B - ABS		09/15/2023	Paydown		9,965	9,965	9,999	10,355	0	(390)	0	(390)	0	9,965	0	0	0	427	05/15/2031	1.A FE	
1109999999. Subtotal - Bonds - Industrial and Miscellaneous (Unaffiliated)						166,804	167,918	165,334	145,160	0	985	0	985	0	167,918	0	(1,115)	(1,115)	4,788	XXX	XXX	
2509999997. Total - Bonds - Part 4						954,743	955,857	970,632	841,748	0	(18,370)	0	(18,370)	0	955,857	0	(1,115)	(1,115)	23,411	XXX	XXX	
2509999998. Total - Bonds - Part 5						XXX	XXX	XXX	XXX	XXX	XXX	XXX	XXX	XXX	XXX	XXX	XXX	XXX	XXX	XXX	XXX	
2509999999. Total - Bonds						954,743	955,857	970,632	841,748	0	(18,370)	0	(18,370)	0	955,857	0	(1,115)	(1,115)	23,411	XXX	XXX	
4509999997. Total - Preferred Stocks - Part 4						0	XXX	0	0	0	0	0	0	0	0	0	0	0	0	0	XXX	XXX
4509999998. Total - Preferred Stocks - Part 5						XXX	XXX	XXX	XXX	XXX	XXX	XXX	XXX	XXX	XXX	XXX	XXX	XXX	XXX	XXX	XXX	XXX
4509999999. Total - Preferred Stocks						0	XXX	0	0	0	0	0	0	0	0	0	0	0	0	0	XXX	XXX
5989999997. Total - Common Stocks - Part 4						0	XXX	0	0	0	0	0	0	0	0	0	0	0	0	0	XXX	XXX
5989999998. Total - Common Stocks - Part 5						XXX	XXX	XXX	XXX	XXX	XXX	XXX	XXX	XXX	XXX	XXX	XXX	XXX	XXX	XXX	XXX	XXX
5989999999. Total - Common Stocks						0	XXX	0	0	0	0	0	0	0	0	0	0	0	0	0	XXX	XXX
5999999999. Total - Preferred and Common Stocks						0	XXX	0	0	0	0	0	0	0	0	0	0	0	0	0	XXX	XXX
6009999999 - Totals						954,743	XXX	970,632	841,748	0	(18,370)	0	(18,370)	0	955,857	0	(1,115)	(1,115)	23,411	XXX	XXX	

Schedule DB - Part A - Section 1 - Options, Caps, Floors, Collars, Swaps and Forwards Open
N O N E

Schedule DB - Part B - Section 1 - Futures Contracts Open
N O N E

Schedule DB - Part B - Section 1B - Brokers with whom cash deposits have been made
N O N E

Schedule DB - Part D - Section 1 - Counterparty Exposure for Derivative Instruments Open
N O N E

Schedule DB - Part D-Section 2 - Collateral for Derivative Instruments Open - Pledged By
N O N E

Schedule DB - Part D-Section 2 - Collateral for Derivative Instruments Open - Pledged To
N O N E

Schedule DB - Part E - Derivatives Hedging Variable Annuity Guarantees
N O N E

Schedule DL - Part 1 - Reinvested Collateral Assets Owned
N O N E

Schedule DL - Part 2 - Reinvested Collateral Assets Owned
N O N E

SCHEDULE E - PART 1 - CASH

Month End Depository Balances

1	2	3	4	5	Book Balance at End of Each Month During Current Quarter			9
					6	7	8	
					First Month	Second Month	Third Month	
Depository	Code	Rate of Interest	Amount of Interest Received During Current Quarter	Amount of Interest Accrued at Current Statement Date				*
PNC BANK Louisville, KY0.000001,044,673480,702509,436	..XXX.
JP MORGAN CHASE New York, NY0.0000034,761148,095164	..XXX.
US BANK St. Louis,MO0.00000(7,471,939)(4,639,212)(3,090,071)	..XXX.
JP MORGAN CHASE-Humana Health								
Plan of Ohio, Inc. New York, NY0.0000003,4380	..XXX.
JP Morgan Time Deposit New York, NY4.95078,633010,043,8358,796,6408,738,922	..XXX.
0199998. Deposits in ... 0 depositories that do not exceed the allowable limit in any one depository (See instructions) - Open Depositories	XXX	XXX	0	0	0	0	0	XXX
0199999. Totals - Open Depositories	XXX	XXX	78,633	0	3,651,330	4,789,663	6,158,451	XXX
0299998. Deposits in ... 0 depositories that do not exceed the allowable limit in any one depository (See instructions) - Suspended Depositories	XXX	XXX	0	0	0	0	0	XXX
0299999. Totals - Suspended Depositories	XXX	XXX	0	0	0	0	0	XXX
0399999. Total Cash on Deposit	XXX	XXX	78,633	0	3,651,330	4,789,663	6,158,451	XXX
0499999. Cash in Company's Office	XXX	XXX	XXX	XXX	0	0	0	XXX
.....								
.....								
.....								
.....								
.....								
.....								
.....								
.....								
0599999. Total - Cash	XXX	XXX	78,633	0	3,651,330	4,789,663	6,158,451	XXX

STATEMENT AS OF SEPTEMBER 30, 2023 OF THE Humana Health Plan of Ohio Inc.

SCHEDULE E - PART 2 - CASH EQUIVALENTS

Show Investments Owned End of Current Quarter

1	2	3	4	5	6	7	8	9
CUSIP	Description	Code	Date Acquired	Rate of Interest	Maturity Date	Book/Adjusted Carrying Value	Amount of Interest Due and Accrued	Amount Received During Year
.....	UNITED STATES TREASURY	09/28/2023	0.000	10/19/2023	2,992,087	0	1,319
.....	UNITED STATES TREASURY	09/27/2023	0.000	12/21/2023	6,916,218	0	4,137
.....	UNITED STATES TREASURY	09/15/2023	0.000	10/10/2023	2,996,043	0	7,035
.....	UNITED STATES TREASURY	09/27/2023	0.000	10/17/2023	7,981,236	0	4,691
0019999999. Subtotal - Bonds - U.S. Governments - Issuer Obligations						20,885,583	0	17,183
0109999999. Total - U.S. Government Bonds						20,885,583	0	17,183
0309999999. Total - All Other Government Bonds						0	0	0
0509999999. Total - U.S. States, Territories and Possessions Bonds						0	0	0
0709999999. Total - U.S. Political Subdivisions Bonds						0	0	0
.....	FEDERAL HOME LOAN BANKS	09/29/2023	0.000	10/02/2023	9,998,556	0	2,889
.....	FEDERAL HOME LOAN BANKS	09/15/2023	0.000	10/13/2023	7,985,903	0	18,757
.....	FEDERAL HOME LOAN BANKS	09/27/2023	0.000	10/17/2023	9,976,571	0	5,849
.....	FEDERAL HOME LOAN BANKS	09/15/2023	0.000	10/23/2023	7,974,156	0	18,743
.....	FEDERAL HOME LOAN BANKS	09/21/2023	0.000	10/26/2023	2,989,023	0	4,379
.....	FEDERAL HOME LOAN BANKS	09/27/2023	0.000	11/17/2023	6,951,550	0	4,108
.....	FEDERAL HOME LOAN BANKS	09/27/2023	0.000	12/05/2023	4,951,972	0	2,956
0819999999. Subtotal - Bonds - U.S. Special Revenues - Issuer Obligations						50,827,731	0	57,680
0909999999. Total - U.S. Special Revenues Bonds						50,827,731	0	57,680
.....	American Electric Power Company, Inc.	09/15/2023	0.000	10/17/2023	2,992,667	0	7,333
.....	American Honda Finance Corporation	09/15/2023	0.000	10/16/2023	2,993,125	0	7,333
.....	Analog Devices, Inc.	09/15/2023	0.000	10/12/2023	2,995,078	0	7,160
.....	Apple Inc.	09/15/2023	0.000	10/03/2023	4,998,536	0	11,711
.....	Canadian National Railway Company	08/18/2023	0.000	10/04/2023	2,998,638	0	19,983
.....	Consolidated Edison Company of New York,	09/15/2023	0.000	10/06/2023	2,997,729	0	7,267
.....	Cummins Inc.	09/26/2023	0.000	11/06/2023	4,973,100	0	3,736
.....	John Deere Financial Inc.	09/26/2023	0.000	11/16/2023	2,979,492	0	2,229
.....	Diageo Capital plc	09/15/2023	0.000	10/18/2023	2,992,308	0	7,240
.....	GlaxoSmithKline LLC	09/27/2023	0.000	10/30/2023	2,987,071	0	1,783
.....	Eli Lilly and Company	09/26/2023	0.000	10/26/2023	4,981,563	0	3,688
.....	Mercedes-Benz Finance North America LLC	09/26/2023	0.000	10/27/2023	1,992,272	0	1,486
.....	MetLife Short Term Funding LLC	09/25/2023	0.000	10/24/2023	4,983,038	0	4,425
.....	Pacific Life Short Term Funding LLC	09/15/2023	0.000	11/13/2023	2,980,543	0	7,240
1019999999. Subtotal - Bonds - Industrial and Miscellaneous (Unaffiliated) - Issuer Obligations						48,845,157	0	92,615
1109999999. Total - Industrial and Miscellaneous (Unaffiliated) Bonds						48,845,157	0	92,615
1309999999. Total - Hybrid Securities						0	0	0
1509999999. Total - Parent, Subsidiaries and Affiliates Bonds						0	0	0
1909999999. Subtotal - Unaffiliated Bank Loans						0	0	0
2419999999. Total - Issuer Obligations						120,558,471	0	167,478
2429999999. Total - Residential Mortgage-Backed Securities						0	0	0
2439999999. Total - Commercial Mortgage-Backed Securities						0	0	0
2449999999. Total - Other Loan-Backed and Structured Securities						0	0	0
2459999999. Total - SVO Identified Funds						0	0	0
2469999999. Total - Affiliated Bank Loans						0	0	0
2479999999. Total - Unaffiliated Bank Loans						0	0	0
2509999999. Total Bonds						120,558,471	0	167,478
31846V-80-7	FIRST AMER:TRS OBG Y	SD.....	04/04/2023	4.940	11	0	0
4812C2-23-9	JPMORGAN:US TRS+MM CAP	09/29/2023	5.200	8,238,310	0	3,835
8209999999. Subtotal - Exempt Money Market Mutual Funds - as Identified by the SVO						8,238,321	0	3,835
8609999999 - Total Cash Equivalents						128,796,792	0	171,313