



HEALTH QUARTERLY STATEMENT  
AS OF SEPTEMBER 30, 2023  
OF THE CONDITION AND AFFAIRS OF THE  
Aetna Health of Ohio Inc.

NAIC Group Code 0001 (Current) 0001 (Prior) NAIC Company Code 15805 Employer's ID Number 47-3850677

Organized under the Laws of Ohio State of Domicile or Port of Entry OH

Country of Domicile United States of America

Licensed as business type: Health Maintenance Organization

Is HMO Federally Qualified? Yes [ ] No [X]

Incorporated/Organized 04/24/2015 Commenced Business 01/01/2020

Statutory Home Office 7400 W. Campus Road (Street and Number) New Albany, OH, US 43054 (City or Town, State, Country, and Zip Code)

Main Administrative Office 7400 W. Campus Road (Street and Number) New Albany, OH, US 43054 (City or Town, State, Country, and Zip Code) 800-872-3862 (Area Code) (Telephone Number)

Mail Address Attn: Stat Compliance; P.O. Box 818048 (Street and Number or P.O. Box) Cleveland, OH, US 44181-8048 (City or Town, State, Country, and Zip Code)

Primary Location of Books and Records 7400 W. Campus Road (Street and Number) New Albany, OH, US 43054 (City or Town, State, Country, and Zip Code) 800-872-3862 (Area Code) (Telephone Number)

Internet Website Address www.aetna.com

Statutory Statement Contact Kim E. Roth (Name) 215-775-6508 (Area Code) (Telephone Number) StatutoryReporting@aetna.com (E-mail Address) 860-262-7767 (FAX Number)

OFFICERS

Chief Executive Officer and President Terry Jason Smith Principal Financial Officer and Controller Steven Matthew Conte

Vice President and Secretary Thome Washburn Clark #

OTHER

Derek Scott Blunt, Senior Investment Officer Aaron Jacob Igdalsky, Vice President and Assistant Secretary # Peter Keller, Assistant Controller

Scott David Miller, Assistant Controller Bryan Sheppard Nazworth, Chief Financial Officer Tracy Louise Smith, Vice President and Treasurer

Whitney Dorothy Todisco, Assistant Controller

DIRECTORS OR TRUSTEES

Bryan Sheppard Nazworth Sonya Kay Nelson Terry Jason Smith

The officers of this reporting entity being duly sworn, each depose and say that they are the described officers of said reporting entity, and that on the reporting period stated above, all of the herein described assets were the absolute property of the said reporting entity, free and clear from any liens or claims thereon, except as herein stated, and that this statement, together with related exhibits, schedules and explanations therein contained, annexed or referred to, is a full and true statement of all the assets and liabilities and of the condition and affairs of the said reporting entity as of the reporting period stated above, and of its income and deductions therefrom for the period ended, and have been completed in accordance with the NAIC Annual Statement Instructions and Accounting Practices and Procedures manual except to the extent that: (1) state law may differ; or, (2) that state rules or regulations require differences in reporting not related to accounting practices and procedures, according to the best of their information, knowledge and belief, respectively. Furthermore, the scope of this attestation by the described officers also includes the related corresponding electronic filing with the NAIC, when required, that is an exact copy (except for formatting differences due to electronic filing) of the enclosed statement. The electronic filing may be requested by various regulators in lieu of or in addition to the enclosed statement.

Terry Jason Smith

Chief Executive Officer and President

Thome Washburn Clark

Vice President and Secretary

Steven Matthew Conte

Principal Financial Officer and Controller

State of..... California  
County of.... Riverside

Subscribed and sworn to before me this

13th day of October, 2023

NOTARY PUBLIC (Seal)




State of..... Pennsylvania  
County of.... Montgomery

Subscribed and sworn to before me this

1st day of November, 2023

NOTARY PUBLIC (Seal)




State of..... Pennsylvania  
County of.... Montgomery

Subscribed and sworn to before me this

2nd day of November, 2023

NOTARY PUBLIC (Seal)



A notary public or other officer completing this certificate verifies only the identity of the individual who signed the document to which this certificate is attached, and not the truthfulness, accuracy, or validity of that document.

- a. Is this an original filing? ..... Yes [X] No [ ]
- b. If no,
1. State the amendment number.....
  2. Date filed .....
  3. Number of pages attached.....

ASSETS

	Current Statement Date			4 December 31 Prior Year Net Admitted Assets
	1 Assets	2 Nonadmitted Assets	3 Net Admitted Assets (Cols. 1 - 2)	
1. Bonds .....	46,944,401	0	46,944,401	38,057,828
2. Stocks:				
2.1 Preferred stocks .....	0	0	0	0
2.2 Common stocks .....	0	0	0	0
3. Mortgage loans on real estate:				
3.1 First liens .....	0	0	0	0
3.2 Other than first liens.....	0	0	0	0
4. Real estate:				
4.1 Properties occupied by the company (less \$ .....0 encumbrances) .....	0	0	0	0
4.2 Properties held for the production of income (less \$ .....0 encumbrances) .....	0	0	0	0
4.3 Properties held for sale (less \$ .....0 encumbrances) .....	0	0	0	0
5. Cash (\$ .....187,023 ), cash equivalents (\$ .....107,039,318 ) and short-term investments (\$ ..... ) .....	107,226,341	0	107,226,341	96,561,311
6. Contract loans (including \$ .....0 premium notes) .....	0	0	0	0
7. Derivatives .....		0	0	0
8. Other invested assets .....			0	0
9. Receivables for securities .....	16,625	0	16,625	9,375
10. Securities lending reinvested collateral assets .....		0	0	0
11. Aggregate write-ins for invested assets .....	0	0	0	0
12. Subtotals, cash and invested assets (Lines 1 to 11) .....	154,187,367	0	154,187,367	134,628,514
13. Title plants less \$ .....0 charged off (for Title insurers only) .....	0	0	0	0
14. Investment income due and accrued .....	260,007	0	260,007	271,052
15. Premiums and considerations:				
15.1 Uncollected premiums and agents' balances in the course of collection .....	348,970	205,529	143,441	159,110
15.2 Deferred premiums, agents' balances and installments booked but deferred and not yet due (including \$ .....0 earned but unbilled premiums) .....	0	0	0	0
15.3 Accrued retrospective premiums (\$ .....3,217,253 ) and contracts subject to redetermination (\$ .....22,745,347 ) .....	25,962,600	0	25,962,600	15,887,165
16. Reinsurance:				
16.1 Amounts recoverable from reinsurers .....	0	0	0	0
16.2 Funds held by or deposited with reinsured companies .....	0	0	0	0
16.3 Other amounts receivable under reinsurance contracts .....	0	0	0	0
17. Amounts receivable relating to uninsured plans .....	5,095,170	0	5,095,170	1,767,093
18.1 Current federal and foreign income tax recoverable and interest thereon ....	0	0	0	2,351,635
18.2 Net deferred tax asset .....	2,798,859	0	2,798,859	312,949
19. Guaranty funds receivable or on deposit .....	0	0	0	0
20. Electronic data processing equipment and software .....	0	0	0	0
21. Furniture and equipment, including health care delivery assets (\$ ..... ) .....	0	0	0	0
22. Net adjustment in assets and liabilities due to foreign exchange rates .....	0	0	0	0
23. Receivables from parent, subsidiaries and affiliates .....	57,131,302	0	57,131,302	0
24. Health care (\$ .....9,279,273 ) and other amounts receivable .....	9,412,727	133,454	9,279,273	8,868,963
25. Aggregate write-ins for other than invested assets .....	371,556	0	371,556	34,637
26. Total assets excluding Separate Accounts, Segregated Accounts and Protected Cell Accounts (Lines 12 to 25) .....	255,568,558	338,983	255,229,575	164,281,118
27. From Separate Accounts, Segregated Accounts and Protected Cell Accounts .....	0	0	0	0
28. Total (Lines 26 and 27)	255,568,558	338,983	255,229,575	164,281,118
DETAILS OF WRITE-INS				
1101. ....				
1102. ....				
1103. ....				
1198. Summary of remaining write-ins for Line 11 from overflow page .....	0	0	0	0
1199. Totals (Lines 1101 through 1103 plus 1198)(Line 11 above)	0	0	0	0
2501. State taxes recoverable .....	371,556	0	371,556	34,637
2502. ....				
2503. ....				
2598. Summary of remaining write-ins for Line 25 from overflow page .....	0	0	0	0
2599. Totals (Lines 2501 through 2503 plus 2598)(Line 25 above)	371,556	0	371,556	34,637

LIABILITIES, CAPITAL AND SURPLUS

	Current Period			Prior Year
	1 Covered	2 Uncovered	3 Total	4 Total
1. Claims unpaid (less \$ .....2,081,516 reinsurance ceded) .....	69,228,069	3,180,989	72,409,058	60,906,599
2. Accrued medical incentive pool and bonus amounts .....	27,387,296	0	27,387,296	21,763,415
3. Unpaid claims adjustment expenses .....	1,098,466	0	1,098,466	979,129
4. Aggregate health policy reserves, including the liability of \$ .....0 for medical loss ratio rebate per the Public Health Service Act .....	5,068,723	0	5,068,723	2,888,403
5. Aggregate life policy reserves .....	0	0	0	0
6. Property/casualty unearned premium reserve .....	0	0	0	0
7. Aggregate health claim reserves .....	0	0	0	0
8. Premiums received in advance .....	60,546,101	0	60,546,101	36,042
9. General expenses due or accrued .....	0	0	0	0
10.1 Current federal and foreign income tax payable and interest thereon (including \$ .....0 on realized gains (losses)) .....	58,587	0	58,587	0
10.2 Net deferred tax liability .....	0	0	0	0
11. Ceded reinsurance premiums payable .....	0	0	0	0
12. Amounts withheld or retained for the account of others.....	0	0	0	0
13. Remittances and items not allocated .....	0	0	0	0
14. Borrowed money (including \$ .....0 current) and interest thereon \$ .....0 (including \$ .....0 current) .....	0	0	0	0
15. Amounts due to parent, subsidiaries and affiliates .....	0	0	0	13,471,033
16. Derivatives .....	0	0	0	0
17. Payable for securities .....	0	0	0	0
18. Payable for securities lending .....	0	0	0	0
19. Funds held under reinsurance treaties (with \$ .....0 authorized reinsurers, \$ .....3,795,378 unauthorized reinsurers and \$ .....0 certified reinsurers).....	3,795,378	0	3,795,378	2,112,105
20. Reinsurance in unauthorized and certified (\$ .....0 ) companies .....	57,744	0	57,744	606
21. Net adjustments in assets and liabilities due to foreign exchange rates .....	0	0	0	0
22. Liability for amounts held under uninsured plans .....	5,238,866	0	5,238,866	2,742,253
23. Aggregate write-ins for other liabilities (including \$ .....0 current) .....	0	0	0	0
24. Total liabilities (Lines 1 to 23) .....	172,479,230	3,180,989	175,660,219	104,899,585
25. Aggregate write-ins for special surplus funds .....	XXX	XXX	0	0
26. Common capital stock .....	XXX	XXX	10	10
27. Preferred capital stock .....	XXX	XXX	0	0
28. Gross paid in and contributed surplus .....	XXX	XXX	46,399,990	21,399,990
29. Surplus notes .....	XXX	XXX	0	
30. Aggregate write-ins for other than special surplus funds .....	XXX	XXX	0	0
31. Unassigned funds (surplus) .....	XXX	XXX	33,169,356	37,981,533
32. Less treasury stock, at cost:				
32.1 .....0 shares common (value included in Line 26 \$ .....0 ) .....	XXX	XXX	0	0
32.2 .....0 shares preferred (value included in Line 27 \$ .....0 ) .....	XXX	XXX	0	
33. Total capital and surplus (Lines 25 to 31 minus Line 32) .....	XXX	XXX	79,569,356	59,381,533
34. Total liabilities, capital and surplus (Lines 24 and 33)	XXX	XXX	255,229,575	164,281,118
DETAILS OF WRITE-INS				
2301. ....				
2302. ....				
2303. ....				
2398. Summary of remaining write-ins for Line 23 from overflow page .....	0	0	0	0
2399. Totals (Lines 2301 through 2303 plus 2398)(Line 23 above)	0	0	0	0
2501. ....	XXX	XXX		
2502. ....	XXX	XXX		
2503. ....	XXX	XXX		
2598. Summary of remaining write-ins for Line 25 from overflow page .....	XXX	XXX	0	0
2599. Totals (Lines 2501 through 2503 plus 2598)(Line 25 above)	XXX	XXX	0	0
3001. ....	XXX	XXX		
3002. ....	XXX	XXX		
3003. ....	XXX	XXX		
3098. Summary of remaining write-ins for Line 30 from overflow page .....	XXX	XXX	0	0
3099. Totals (Lines 3001 through 3003 plus 3098)(Line 30 above)	XXX	XXX	0	0

STATEMENT OF REVENUE AND EXPENSES

	Current Year To Date		Prior Year To Date	Prior Year Ended December 31
	1 Uncovered	2 Total	3 Total	4 Total
1. Member Months .....	XXX	484,834	400,306	552,256
2. Net premium income ( including \$ .....0 non-health premium income).....	XXX	569,208,248	455,974,596	626,673,721
3. Change in unearned premium reserves and reserve for rate credits.....	XXX	0	1,223,761	1,223,761
4. Fee-for-service (net of \$ .....0 medical expenses) .....	XXX	0	0	
5. Risk revenue .....	XXX	0	0	
6. Aggregate write-ins for other health care related revenues .....	XXX	0	0	0
7. Aggregate write-ins for other non-health revenues .....	XXX	0	0	0
8. Total revenues (Lines 2 to 7) .....	XXX	569,208,248	457,198,357	627,897,482
<b>Hospital and Medical:</b>				
9. Hospital/medical benefits .....	19,364,911	376,017,694	282,171,501	400,582,629
10. Other professional services .....	1,179,897	22,910,614	14,157,591	21,227,533
11. Outside referrals .....	8,052,888	8,052,888	8,268,288	9,236,642
12. Emergency room and out-of-area .....	1,151,825	22,365,535	18,963,683	25,954,778
13. Prescription drugs .....	0	63,380,095	35,227,078	48,536,863
14. Aggregate write-ins for other hospital and medical .....	0	0	0	0
15. Incentive pool, withhold adjustments and bonus amounts .....	0	23,211,994	21,254,512	24,923,278
16. Subtotal (Lines 9 to 15) .....	29,749,521	515,938,820	380,042,653	530,461,723
<b>Less:</b>				
17. Net reinsurance recoveries .....		7,987,315	6,824,830	8,803,378
18. Total hospital and medical (Lines 16 minus 17) .....	29,749,521	507,951,505	373,217,823	521,658,345
19. Non-health claims (net) .....	0	0	0	
20. Claims adjustment expenses, including \$ .....8,872,684 cost containment expenses .....	0	12,200,366	8,494,648	12,318,265
21. General administrative expenses .....	0	60,354,032	44,270,843	64,015,959
22. Increase in reserves for life and accident and health contracts (including \$ .....0 increase in reserves for life only) .	0	0	0	0
23. Total underwriting deductions (Lines 18 through 22).....	29,749,521	580,505,903	425,983,314	597,992,569
24. Net underwriting gain or (loss) (Lines 8 minus 23) .....	XXX	(11,297,655)	31,215,043	29,904,913
25. Net investment income earned .....	0	4,365,159	1,084,429	2,304,996
26. Net realized capital gains (losses) less capital gains tax of \$ ..... (12,399) .....	0	(212,420)	(429,905)	(429,905)
27. Net investment gains (losses) (Lines 25 plus 26) .....	0	4,152,739	654,524	1,875,091
28. Net gain or (loss) from agents' or premium balances charged off [(amount recovered \$ .....0 ) (amount charged off \$ .....0 )].....	0	0	0	0
29. Aggregate write-ins for other income or expenses .....	0	0	0	0
30. Net income or (loss) after capital gains tax and before all other federal income taxes (Lines 24 plus 27 plus 28 plus 29) .....	XXX	(7,144,916)	31,869,567	31,780,004
31. Federal and foreign income taxes incurred .....	XXX	133,587	6,272,719	6,013,585
32. Net income (loss) (Lines 30 minus 31) .....	XXX	(7,278,503)	25,596,848	25,766,419
<b>DETAILS OF WRITE-INS</b>				
0601. ....	XXX			
0602. ....	XXX			
0603. ....	XXX			
0698. Summary of remaining write-ins for Line 6 from overflow page .....	XXX	0	0	0
0699. Totals (Lines 0601 through 0603 plus 0698)(Line 6 above) .....	XXX	0	0	0
0701. ....	XXX			
0702. ....	XXX			
0703. ....	XXX			
0798. Summary of remaining write-ins for Line 7 from overflow page .....	XXX	0	0	0
0799. Totals (Lines 0701 through 0703 plus 0798)(Line 7 above) .....	XXX	0	0	0
1401. ....				
1402. ....				
1403. ....				
1498. Summary of remaining write-ins for Line 14 from overflow page .....	0	0	0	0
1499. Totals (Lines 1401 through 1403 plus 1498)(Line 14 above) .....	0	0	0	0
2901. ....				
2902. ....				
2903. ....				
2998. Summary of remaining write-ins for Line 29 from overflow page .....	0	0	0	0
2999. Totals (Lines 2901 through 2903 plus 2998)(Line 29 above) .....	0	0	0	0

STATEMENT OF REVENUE AND EXPENSES (Continued)

	1 Current Year to Date	2 Prior Year to Date	3 Prior Year Ended December 31
CAPITAL AND SURPLUS ACCOUNT			
33. Capital and surplus prior reporting year.....	59,381,533	31,203,715	31,203,715
34. Net income or (loss) from Line 32 .....	(7,278,503)	25,596,848	25,766,419
35. Change in valuation basis of aggregate policy and claim reserves .....		0	0
36. Change in net unrealized capital gains (losses) less capital gains tax of \$ .....(888)	(3,341)	0	(438)
37. Change in net unrealized foreign exchange capital gain or (loss) .....	0	0	0
38. Change in net deferred income tax .....	2,485,022	0	156,022
39. Change in nonadmitted assets .....	41,783	(86,728)	(243,579)
40. Change in unauthorized and certified reinsurance .....	(57,138)	(606)	(606)
41. Change in treasury stock .....	0	0	0
42. Change in surplus notes .....	0	0	0
43. Cumulative effect of changes in accounting principles.....	0	0	0
44. Capital Changes:			
44.1 Paid in .....	0	0	0
44.2 Transferred from surplus (Stock Dividend).....	0	0	0
44.3 Transferred to surplus.....		0	0
45. Surplus adjustments:			
45.1 Paid in .....	25,000,000	0	2,500,000
45.2 Transferred to capital (Stock Dividend) .....	0	0	0
45.3 Transferred from capital .....	0	0	0
46. Dividends to stockholders .....	0	0	0
47. Aggregate write-ins for gains or (losses) in surplus .....	0	0	0
48. Net change in capital & surplus (Lines 34 to 47) .....	20,187,823	25,509,514	28,177,818
49. Capital and surplus end of reporting period (Line 33 plus 48)	79,569,356	56,713,229	59,381,533
DETAILS OF WRITE-INS			
4701. ....			
4702. ....			
4703. ....			
4798. Summary of remaining write-ins for Line 47 from overflow page .....	0	0	0
4799. Totals (Lines 4701 through 4703 plus 4798)(Line 47 above)	0	0	0

CASH FLOW

	1 Current Year To Date	2 Prior Year To Date	3 Prior Year Ended December 31
<b>Cash from Operations</b>			
1. Premiums collected net of reinsurance .....	621,810,148	451,644,766	619,226,131
2. Net investment income .....	4,279,443	928,143	2,041,838
3. Miscellaneous income .....	0	0	0
4. Total (Lines 1 to 3) .....	626,089,591	452,572,909	621,267,969
5. Benefit and loss related payments .....	491,164,979	324,652,519	473,416,685
6. Net transfers to Separate Accounts, Segregated Accounts and Protected Cell Accounts .....			
7. Commissions, expenses paid and aggregate write-ins for deductions .....	73,603,444	39,948,987	76,390,851
8. Dividends paid to policyholders .....			
9. Federal and foreign income taxes paid (recovered) net of \$ ..... tax on capital gains (losses) .....	(2,289,034)	4,999,637	7,679,960
10. Total (Lines 5 through 9) .....	562,479,389	369,601,143	557,487,496
11. Net cash from operations (Line 4 minus Line 10) .....	63,610,202	82,971,766	63,780,473
<b>Cash from Investments</b>			
12. Proceeds from investments sold, matured or repaid:			
12.1 Bonds .....	1,226,690	0	0
12.2 Stocks .....	0	0	0
12.3 Mortgage loans .....	0	0	0
12.4 Real estate .....	0	0	0
12.5 Other invested assets .....	0	0	0
12.6 Net gains or (losses) on cash, cash equivalents and short-term investments .....	40	0	0
12.7 Miscellaneous proceeds .....	0	0	0
12.8 Total investment proceeds (Lines 12.1 to 12.7) .....	1,226,730	0	0
13. Cost of investments acquired (long-term only):			
13.1 Bonds .....	10,245,590	24,576,545	24,576,545
13.2 Stocks .....	0	0	0
13.3 Mortgage loans .....	0	0	0
13.4 Real estate .....	0	0	0
13.5 Other invested assets .....	0	0	0
13.6 Miscellaneous applications .....	7,250	663	9,375
13.7 Total investments acquired (Lines 13.1 to 13.6) .....	10,252,840	24,577,208	24,585,920
14. Net increase (or decrease) in contract loans and premium notes .....	0	0	0
15. Net cash from investments (Line 12.8 minus Line 13.7 and Line 14) .....	(9,026,110)	(24,577,208)	(24,585,920)
<b>Cash from Financing and Miscellaneous Sources</b>			
16. Cash provided (applied):			
16.1 Surplus notes, capital notes .....	0	0	0
16.2 Capital and paid in surplus, less treasury stock .....	25,000,000	0	2,500,000
16.3 Borrowed funds .....	0	0	0
16.4 Net deposits on deposit-type contracts and other insurance liabilities .....	0	0	0
16.5 Dividends to stockholders .....	0	0	0
16.6 Other cash provided (applied) .....	(68,919,062)	(6,146,100)	11,418,102
17. Net cash from financing and miscellaneous sources (Line 16.1 through Line 16.4 minus Line 16.5 plus Line 16.6) .....	(43,919,062)	(6,146,100)	13,918,102
<b>RECONCILIATION OF CASH, CASH EQUIVALENTS AND SHORT-TERM INVESTMENTS</b>			
18. Net change in cash, cash equivalents and short-term investments (Line 11, plus Lines 15 and 17) .	10,665,030	52,248,458	53,112,655
19. Cash, cash equivalents and short-term investments:			
19.1 Beginning of year .....	96,561,311	43,448,656	43,448,656
19.2 End of period (Line 18 plus Line 19.1)	107,226,341	95,697,114	96,561,311
<b>Note: Supplemental disclosures of cash flow information for non-cash transactions:</b>			
20.0001. Non-cash investment exchanges .....	1,000,000	249,648	2,245,707

EXHIBIT OF PREMIUMS, ENROLLMENT AND UTILIZATION

	1	Comprehensive (Hospital & Medical)		4	5	6	7	8	9	10	11	12	13	14
		2	3											
	Total	Individual	Group	Medicare Supplement	Vision Only	Dental Only	Federal Employees Health Benefits Plan	Title XVIII Medicare	Title XIX Medicaid	Credit A&H	Disability Income	Long-Term Care	Other Health	Other Non-Health
Total Members at end of:														
1. Prior Year .....	50,812	0	0	0	0	0	0	50,812	0	0	0	0	0	0
2. First Quarter .....	53,840	0	0	0	0	0	0	53,840	0	0	0	0	0	0
3. Second Quarter .....	53,847	0	0	0	0	0	0	53,847	0	0	0	0	0	0
4. Third Quarter .....	53,964							53,964						
5. Current Year	0													
6. Current Year Member Months	484,834							484,834						
Total Member Ambulatory Encounters for Period:														
7 Physician .....	1,738,802							1,738,802						
8. Non-Physician .....	1,684,365							1,684,365						
9. Total	3,423,167	0	0	0	0	0	0	3,423,167	0	0	0	0	0	0
10. Hospital Patient Days Incurred	80,386							80,386						
11. Number of Inpatient Admissions	8,974							8,974						
12. Health Premiums Written (a) .....	578,054,051							578,054,051						
13. Life Premiums Direct .....	0													
14. Property/Casualty Premiums Written .....	0													
15. Health Premiums Earned.....	578,054,051							578,054,051						
16. Property/Casualty Premiums Earned	0													
17. Amount Paid for Provision of Health Care Services.....	498,414,407							498,414,407						
18. Amount Incurred for Provision of Health Care Services	515,938,820							515,938,820						

(a) For health premiums written: amount of Medicare Title XVIII exempt from state taxes or fees \$ ..... 578,054,051

## CLAIMS UNPAID AND INCENTIVE POOL, WITHHOLD AND BONUS (Reported and Unreported)

oo



UNDERWRITING AND INVESTMENT EXHIBIT

ANALYSIS OF CLAIMS UNPAID - PRIOR YEAR - NET OF REINSURANCE

Line of Business	Claims Paid Year to Date		Liability End of Current Quarter		5  Claims Incurred in Prior Years (Columns 1 + 3)	6  Estimated Claim Reserve and Claim Liability December 31 of Prior Year
	1  On Claims Incurred Prior to January 1 of Current Year	2  On Claims Incurred During the Year	3  On Claims Unpaid Dec. 31 of Prior Year	4  On Claims Incurred During the Year		
1. Comprehensive (hospital and medical) individual .....	0	0	0	0	0	0
2. Comprehensive (hospital and medical) group .....	0	0	0	0	0	0
3. Medicare Supplement .....	0	0	0	0	0	0
4. Dental Only .....	0	0	0	0	0	0
5. Vision Only .....	0	0	0	0	0	0
6. Federal Employees Health Benefits Plan .....	0	0	0	0	0	0
7. Title XVIII - Medicare .....	59,673,460	413,903,406	3,674,885	68,734,173	63,348,345	60,906,599
8. Title XIX - Medicaid .....	0	0	0	0	0	0
9. Credit A&H .....	0	0	0	0	0	0
10. Disability Income .....	0	0	0	0	0	0
11. Long-term care .....	0	0	0	0	0	0
12. Other health .....	0	0	0	0	0	0
13. Health subtotal (Lines 1 to 12) .....	59,673,460	413,903,406	3,674,885	68,734,173	63,348,345	60,906,599
14. Health care receivables (a) .....	0	9,412,727	0	0	0	9,072,913
15. Other non-health .....	0	0	0	0	0	0
16. Medical incentive pools and bonus amounts .....	10,822,637	6,765,476	13,789,906	13,597,390	24,612,543	21,763,415
17. Totals (Lines 13 - 14 + 15 + 16)	70,496,097	411,256,155	17,464,791	82,331,563	87,960,888	73,597,101

(a) Excludes \$ loans or advances to providers not yet expensed.

NOTES TO FINANCIAL STATEMENTS

1. Summary of Significant Accounting Policies and Going Concern

A. Accounting Practices

The accompanying statutory financial statements of Aetna Health of Ohio Inc. ("the Company"), indirectly a wholly-owned subsidiary of CVS Health Corporation ("CVS Health"), have been prepared in conformity with accounting practices prescribed or permitted by the Ohio Department of Insurance ("Ohio Department") ("Ohio Accounting Practices"). The Ohio Department recognizes only statutory accounting practices prescribed or permitted by the State of Ohio for determining and reporting the financial condition and results of operations of an insurance company, which include accounting practices and procedures adopted by the National Association of Insurance Commissioners' ("NAIC") *Accounting Practices and Procedures Manual* ("NAIC SAP").

A reconciliation of the Company's net income and surplus between NAIC SAP and practices prescribed and permitted by the State of Ohio for the periods ended September 30, 2023 and December 31, 2022 is as follows:

	SSAP #	F/S Page	F/S Line #	2023	2022
NET INCOME					
(1) Aetna Health of Ohio, Inc.'s state basis (Page 4, Line 32, Columns 2 & 4)	XXX	XXX	XXX	\$ (7,278,503)	\$ 25,766,419
(2) State Prescribed Practices that are an increase/(decrease) from NAIC SAP:					
(3) State Permitted Practices that are an increase/(decrease) from NAIC SAP:					
(4) Net Income NAIC SAP (1-2-3=4)	XXX	XXX	XXX	\$ (7,278,503)	\$ 25,766,419
SURPLUS					
(5) Aetna Health of Ohio, Inc.'s state basis (Page 3, Line 33, Columns 3 & 4)	XXX	XXX	XXX	\$ 79,569,356	\$ 59,381,533
(6) State Prescribed Practices that are an increase/(decrease) from NAIC SAP:					
(7) State Permitted Practices that are an increase/(decrease) from NAIC SAP:					
(8) Statutory Surplus NAIC SAP (5-6-7=8)	XXX	XXX	XXX	\$ 79,569,356	\$ 59,381,533

B. Use of Estimates in the Preparation of the Financial Statements

The preparation of these financial statements in conformity with Ohio Accounting Practices requires management to make estimates and assumptions that affect the reported amounts of assets and liabilities and revenues and expenses. Actual results could differ from those estimates.

C. Accounting Policies

The Company applies the following significant accounting policies:

(1) No significant change.

(2) Bonds

Bonds, which include special deposits, are carried at amortized cost except for those bonds with an NAIC designation of 3 through 6, which are carried at the lower of amortized cost or fair value. The amount carried at fair value is not material to the financial statements. Bond premiums and discounts are amortized using the scientific interest method. When quoted prices in active markets for identical assets are available, the Company uses these quoted market prices to determine the fair value of bonds. This is used primarily for U.S. government securities. In other cases where a quoted market price for identical assets in an active market is either not available or not observable, the Company estimates fair values using valuation methodologies based on available and observable market information or by using a matrix pricing model. If quoted market prices are not available, the Company determines fair value using broker quotes or an internal analysis of each investment's financial performance and cash flow projections. The Company had no investments where fair value was determined using broker quotes or an internal analysis of financial performance and cash flow projections at September 30, 2023. Bonds include all investments whose maturity is greater than one year when purchased. All adjustments between amortized cost and carrying value are reflected in unrealized capital gains and losses and are reported as direct adjustments to surplus.

Bonds are recorded as purchases or sales on the trade date.

## NOTES TO FINANCIAL STATEMENTS

The Company periodically reviews its bonds to determine whether a decline in fair value below the carrying value is other-than-temporary. For bonds, other than loan-backed and structured securities ("LB&SS") discussed in Note 1C. (6) below, an other-than-temporary impairment ("OTTI") shall be recorded if it is probable that the Company will be unable to collect all amounts due according to the contractual terms in effect at the date of acquisition. Declines deemed to be OTTI in the cost basis are recognized as realized capital losses. Yield-related impairments are deemed other-than-temporary when the Company intends to sell an investment at the reporting date before recovery of the cost of the investment.

The Company analyzes all relevant facts and circumstances for each investment when performing its analysis to determine whether an OTTI exists. Among the factors considered in evaluating whether a decline is other-than-temporary, management considers whether the decline in fair value results from a change in the quality of the investment security itself, whether the decline results from a downward movement in the market as a whole, the prospects for realizing the carrying value of the bond based on the investee's current and short-term prospects for recovery and other factors. The risks inherent in assessing the impairment of an investment include the risk that market factors may differ from the Company's expectations and the risk that facts and circumstances factored into its assessment may change with the passage of time. Unexpected changes to market factors and circumstances that were not present in past reporting periods may result in a current period decision to sell securities that were not other-than-temporarily-impaired in prior reporting periods.

The Company had no Securities Valuation Office-identified investments that are being reported at a different measurement method from the prior year annual statement.

(3) through (5): No significant change.

### (6) Loan-Backed and Structured Securities

The Company did not have any loan-backed and structured securities at September 30, 2023.

(7) through (19): No significant change.

### D. Going Concern

As of November 9, 2023, management evaluated whether there are conditions or events, considered in the aggregate, that raise substantial doubt about the Company's ability to continue as a going concern and management has determined that it is not probable that the Company will be unable to meet its obligations as they become due within one year after the financial statements are available to be issued. Management will continuously evaluate the Company's ability to continue as a going concern and will take appropriate action and will make appropriate disclosures if there is any change in any condition or events that would raise substantial doubt about the Company's ability to continue as a going concern.

## 2. Accounting Changes and Corrections of Errors

The Company did not have any accounting changes or corrections of errors in the period ended September 30, 2023.

## 3. Business Combinations and Goodwill

No significant change.

## 4. Discontinued Operations

No significant change.

## 5. Investments

A. through C.: No significant change.

D. The Company did not have any loan-backed securities at September 30, 2023.

### E. Dollar Repurchase Agreements and/or Securities Lending Transactions

(1) and (2): No significant change.

(3) Neither the Company nor its agent has accepted collateral that is permitted by contract or custom to sell or repledge as of September 30, 2023.

(4) through (7): No significant change.

F. The Company did not have any repurchase agreements transactions accounted for as secured borrowing at September 30, 2023.

G. The Company did not have any reverse repurchase agreements transactions accounted for as secured borrowing at September 30, 2023.

H. The Company did not have any repurchase agreements transactions accounted for as a sale at September 30, 2023.

I. The Company did not have any reverse repurchase agreements transactions accounted for as a sale at September 30, 2023.

NOTES TO FINANCIAL STATEMENTS

J. through L.: No significant change.

M. The Company did not have any working capital finance investments at September 30, 2023.

N. The Company did not have any offsetting and netting of derivative, repurchase and reverse repurchase, and securities borrowing and securities lending assets or liabilities at September 30, 2023.

O. through Q.: No significant change.

R. The Company did not participate in any Qualified Cash Pools at September 30, 2023.

6. Joint Ventures, Partnerships and Limited Liability Companies

No significant change.

7. Investment Income

No significant change.

8. Derivative Instruments

The Company did not have any derivative instruments at September 30, 2023.

9. Income Taxes

No significant change.

10. Information Concerning Parent, Subsidiaries, Affiliates and Other Related Parties

A.and B.:

Transactions occurring between the Company and its parent, subsidiaries and affiliates excluding reinsurance transactions and non-insurance transactions involving less than ½ of 1% of the Company’s total admitted assets and cost allocation transactions follow:

September 30, 2023

Date of transaction	Explanation of transaction	Name of reporting entity	Name of affiliate	Assets received by insurer		Assets transferred by insurer	
				Statement value	Statement description	Statement value	Statement description
6/29/2023	Capital Contribution	Aetna Health of Ohio Inc.	Aetna Health Holdings, LLC	\$ 25,000,000	Cash	\$ —	

C. through O.: No significant change.

11. Debt

A. The Company did not have any items related to debt, including capital notes at September 30, 2023.

B. The Company did not have any Federal Home Loan Bank agreements at September 30, 2023.

12. Retirement Plans, Deferred Compensation, Postemployment Benefits and Compensated Absences and Other Postretirement Benefit Plans

The Company did not have a retirement plan, deferred compensation plan or other postretirement benefit plan at September 30, 2023.

13. Capital and Surplus, Shareholders’ Dividend Restrictions and Quasi-Reorganizations

No significant change.

14. Liabilities, Contingencies and Assessments

No significant change.

15. Leases

No significant change.

## NOTES TO FINANCIAL STATEMENTS

16. Information About Financial Instruments with Off-Balance Sheet Risk and Financial Instruments with Concentrations of Credit Risk

No significant change.

17. Sale, Transfer and Servicing of Financial Assets and Extinguishments of Liabilities

A. Transfers of Receivables Reported as Sales

No significant change.

B. Transfer and Servicing of Financial Assets

(1) No significant change.

(2) and (3): The Company did not have any servicing assets or liabilities at September 30, 2023.

(4) The Company did not have any securitized financial assets at September 30, 2023.

(5) through (7): No significant change.

C. Wash Sales

(1) In the course of the Company's asset management, securities are sold and reacquired within 30 days of the sale date to enhance the Company's yield on its investment portfolio.

(2) The Company had no securities sold during the quarter ended September 30, 2023 and reacquired within 30 days of the sale date.

18. Gain or Loss to the Reporting Entity from Uninsured Plans and the Uninsured Portion of Partially Insured Plans

No significant change.

19. Direct Premium Written/Produced by Managing General Agents/Third Party Administrators

No significant change.

20. Fair Value Measurements

A.

(1) The Company had no material assets and liabilities that are measured and reported at fair value in the financial statements as of September 30, 2023.

(2) There were no material realized and unrealized capital gains, purchases, sales, settlements, or transfers into or out of the Company's Level 3 financial assets during 2023.

(3) Transfers in and out of all levels are recognized at the end of the reporting period of which the transfer occurred.

(4) The Company's fair value measurement valuation techniques are described in B. below.

(5) The Company did not have any derivative instruments at September 30, 2023.

B. The fair values of these instruments are based on valuations that include inputs that can be classified within one of three levels of a hierarchy. The following are the levels of the hierarchy and a brief description of the type of valuation information ("inputs") that qualifies a financial asset or liability for each level:

**Level 1** - Unadjusted quoted prices for identical assets or liabilities in active markets.

**Level 2** - Inputs other than Level 1 that are based on observable market data. These include: quoted prices for similar assets in active markets, quoted prices for identical assets in inactive markets, inputs that are observable that are not prices (such as interest rates and credit risks) and inputs that are derived from or corroborated by observable markets.

**Level 3** - Developed from unobservable data, reflecting the Company's own assumptions.

Financial assets and liabilities are classified based upon the lowest level of input that is significant to the valuation. When quoted prices in active markets for identical assets and liabilities are available, the Company uses these quoted market prices to determine the fair value of financial assets and liabilities and classifies these assets and liabilities as Level 1. In other cases where a quoted market price for identical assets and liabilities in an active market is either not available or not observable, the Company estimates fair value using valuation methodologies based on available and observable market information or by using a matrix pricing model. These financial assets and liabilities would then be classified as Level 2. If quoted market prices are not available, the Company determines fair value using broker quotes or an internal analysis of each investment's financial performance and cash flow projections. Thus, financial assets and liabilities may be classified in Level 3 even though there may be some significant inputs that may be observable.

NOTES TO FINANCIAL STATEMENTS

C. The carrying values and estimated fair values of the Company's financial instruments at September 30, 2023 were as follows:

Type of Financial Instrument	Aggregate Fair Value	Admitted Assets	(Level 1)	(Level 2)	(Level 3)	Net Asset Value (NAV)	Not Practicable (Carrying Value)
Bonds, short-term investments, and cash equivalents	\$151,123,744	\$153,983,719	\$ 7,249,180	\$143,874,564	\$ —	\$ —	\$ —

In evaluating the Company's management of interest rate and liquidity risk and currency exposures, the fair values of all assets and liabilities should be taken into consideration, not only those presented above.

D. The Company did not have any financial instruments where it was not practicable to estimate the fair value.

E. The Company has not elected to use the net asset value practical expedient to fair value to measure its investments.z

21. Other Items

No significant change.

22. Events Subsequent

A. Type I - Recognized Subsequent Events

Subsequent events have been considered through November 9, 2023 for the statutory statement issued on November 10, 2023.

The Company had no known reportable recognized subsequent events.

B. Type II - Non-Recognized Subsequent Events

Subsequent events have been considered through November 9, 2023 for the statutory statement issued on November 10, 2023.

The Company had no known reportable non-recognized subsequent events.

23. Reinsurance

No significant change.

24. Retrospectively Rated Contracts and Contracts Subject to Redetermination

A. through D.: No significant change.

E. Risk Sharing Provisions of the Affordable Care Act

(1) Did the reporting entity write accident and health insurance premium which is subject to the ACA risk sharing provisions (YES/NO)? Yes [ ] No [ X ]

(2) through (5): Not applicable.

25. Change in Incurred Claims and Claim Adjustment Expenses

A. Reserves as of December 31, 2022 were \$83,649,143. As of September 30, 2023, \$71,475,226 has been paid for incurred claims and claim adjustment expenses attributable to insured events of prior years. Reserves remaining for prior years are now \$17,464,791 as a result of re-estimation of unpaid claims and claim adjustment expenses. Therefore, there has been a \$5,290,874 unfavorable prior-year development since December 31, 2022 to September 30, 2023. The increase is generally the result of ongoing analysis of recent loss development trends. Original estimates are increased or decreased, as additional information becomes known regarding individual claims. Included in this increase, the Company experienced \$5,290,874 of unfavorable prior year claim development on retrospectively rated policies. However, the business to which it relates is subject to premium adjustments.

B. There has been no significant change in the Company's methodologies and assumptions used in calculating the liability for unpaid losses and loss adjustment expenses.

26. Intercompany Pooling Arrangements

No significant change.

27. Structured Settlements

No significant change.

NOTES TO FINANCIAL STATEMENTS

28. Health Care Receivables

No significant change.

29. Participating Policies

No significant change.

30. Premium Deficiency Reserves

No significant change.

31. Anticipated Salvage and Subrogation

No significant change.

GENERAL INTERROGATORIES

PART 1 - COMMON INTERROGATORIES

GENERAL

1.1

Did the reporting entity experience any material transactions requiring the filing of Disclosure of Material Transactions with the State of Domicile, as required by the Model Act?

Yes ☐ No ☒

1.2

If yes, has the report been filed with the domiciliary state?

Yes ☐ No ☐

2.1

Has any change been made during the year of this statement in the charter, by-laws, articles of incorporation, or deed of settlement of the reporting entity?

Yes ☐ No ☒

2.2

If yes, date of change:

3.1

Is the reporting entity a member of an Insurance Holding Company System consisting of two or more affiliated persons, one or more of which is an insurer?  
If yes, complete Schedule Y, Parts 1 and 1A.

Yes ☒ No ☐

3.2

Have there been any substantial changes in the organizational chart since the prior quarter end?

Yes ☒ No ☐

3.3

If the response to 3.2 is yes, provide a brief description of those changes.  
Effective July 7, 2023, Active Health Management, Inc. sold 100% of the outstanding capital stock of CVS Accountable Care Organization Inc. to CVS Pharmacy, Inc. Effective August 23, 2023, Virtual Home Health Care LLC was liquidated. Effective September 27, 2023, Aetna ACO Holdings Inc. purchased 50% of the Texas Health joint venture interests of Texas Health + Aetna Health Insurance Holding Company LLC from Texas Health Resources. Effective October 1, 2023, Group Dental Service of Maryland, Inc. has been merged into Group Dental Service, Inc.

3.4

Is the reporting entity publicly traded or a member of a publicly traded group?

Yes ☒ No ☐

3.5

If the response to 3.4 is yes, provide the CIK (Central Index Key) code issued by the SEC for the entity/group.

0000064803

4.1

Has the reporting entity been a party to a merger or consolidation during the period covered by this statement?

Yes ☐ No ☒

4.2

If yes, provide the name of the entity, NAIC Company Code, and state of domicile (use two letter state abbreviation) for any entity that has ceased to exist as a result of the merger or consolidation.

1 Name of Entity	2 NAIC Company Code	3 State of Domicile

5.

If the reporting entity is subject to a management agreement, including third-party administrator(s), managing general agent(s), attorney-in-fact, or similar agreement, have there been any significant changes regarding the terms of the agreement or principals involved?  
If yes, attach an explanation.

Yes ☐ No ☒ N/A ☐

6.1

State as of what date the latest financial examination of the reporting entity was made or is being made.

12/31/2020

6.2

State the as of date that the latest financial examination report became available from either the state of domicile or the reporting entity. This date should be the date of the examined balance sheet and not the date the report was completed or released.

12/31/2020

6.3

State as of what date the latest financial examination report became available to other states or the public from either the state of domicile or the reporting entity. This is the release date or completion date of the examination report and not the date of the examination (balance sheet date).

06/07/2022

6.4

By what department or departments?  
Ohio Department of Insurance

6.5

Have all financial statement adjustments within the latest financial examination report been accounted for in a subsequent financial statement filed with Departments?

Yes ☐ No ☐ N/A ☒

6.6

Have all of the recommendations within the latest financial examination report been complied with?

Yes ☐ No ☐ N/A ☒

7.1

Has this reporting entity had any Certificates of Authority, licenses or registrations (including corporate registration, if applicable) suspended or revoked by any governmental entity during the reporting period?

Yes ☐ No ☒

7.2

If yes, give full information:

8.1

Is the company a subsidiary of a bank holding company regulated by the Federal Reserve Board?

Yes ☐ No ☒

8.2

If response to 8.1 is yes, please identify the name of the bank holding company.

8.3

Is the company affiliated with one or more banks, thrifts or securities firms?

Yes ☐ No ☒

8.4

If response to 8.3 is yes, please provide below the names and location (city and state of the main office) of any affiliates regulated by a federal regulatory services agency [i.e. the Federal Reserve Board (FRB), the Office of the Comptroller of the Currency (OCC), the Federal Deposit Insurance Corporation (FDIC) and the Securities Exchange Commission (SEC)] and identify the affiliate's primary federal regulator.

1 Affiliate Name	2 Location (City, State)	3 FRB	4 OCC	5 FDIC	6 SEC



GENERAL INTERROGATORIES

9.1

Are the senior officers (principal executive officer, principal financial officer, principal accounting officer or controller, or persons performing similar functions) of the reporting entity subject to a code of ethics, which includes the following standards? .....  
(a) Honest and ethical conduct, including the ethical handling of actual or apparent conflicts of interest between personal and professional relationships;  
(b) Full, fair, accurate, timely and understandable disclosure in the periodic reports required to be filed by the reporting entity;  
(c) Compliance with applicable governmental laws, rules and regulations;  
(d) The prompt internal reporting of violations to an appropriate person or persons identified in the code; and  
(e) Accountability for adherence to the code.

Yes [ X ] No [ ]

9.11

If the response to 9.1 is No, please explain:  
.....

9.2

Has the code of ethics for senior managers been amended? .....

Yes [ X ] No [ ]

9.21

If the response to 9.2 is Yes, provide information related to amendment(s).  
In the first quarter, added information about Signify Health, clarified who the Code applies to, clarified when colleagues need to notify the Compliance Exception Line, added information to the Social Media, Colleague Privacy, and Non-Discrimination, Harassment, Retaliation sections, fixed a hyperlink, and other minor updates. ....

9.3

Have any provisions of the code of ethics been waived for any of the specified officers? .....

Yes [ ] No [ X ]

9.31

If the response to 9.3 is Yes, provide the nature of any waiver(s).  
.....

FINANCIAL

10.1

Does the reporting entity report any amounts due from parent, subsidiaries or affiliates on Page 2 of this statement? .....

Yes [ X ] No [ ]

10.2

If yes, indicate any amounts receivable from parent included in the Page 2 amount: .....\$.....0

INVESTMENT

11.1

Were any of the stocks, bonds, or other assets of the reporting entity loaned, placed under option agreement, or otherwise made available for use by another person? (Exclude securities under securities lending agreements.) .....

Yes [ ] No [ X ]

11.2

If yes, give full and complete information relating thereto:  
.....

12.

Amount of real estate and mortgages held in other invested assets in Schedule BA: .....\$.....0

13.

Amount of real estate and mortgages held in short-term investments: .....\$.....0

14.1

Does the reporting entity have any investments in parent, subsidiaries and affiliates? .....

Yes [ ] No [ X ]

14.2

If yes, please complete the following:

	1 Prior Year-End Book/Adjusted Carrying Value	2 Current Quarter Book/Adjusted Carrying Value
14.21 Bonds .....	\$ .....0	\$ .....0
14.22 Preferred Stock .....	\$ .....0	\$ .....0
14.23 Common Stock .....	\$ .....0	\$ .....0
14.24 Short-Term Investments .....	\$ .....0	\$ .....0
14.25 Mortgage Loans on Real Estate .....	\$ .....0	\$ .....0
14.26 All Other .....	\$ .....0	\$ .....0
14.27 Total Investment in Parent, Subsidiaries and Affiliates (Subtotal Lines 14.21 to 14.26) .....	\$ .....0	\$ .....0
14.28 Total Investment in Parent included in Lines 14.21 to 14.26 above .....	\$ .....0	\$ .....0

15.1

Has the reporting entity entered into any hedging transactions reported on Schedule DB? .....

Yes [ ] No [ X ]

15.2

If yes, has a comprehensive description of the hedging program been made available to the domiciliary state? ..... Yes [ ] No [ ] N/A [ ]  
If no, attach a description with this statement.  
.....

16.

For the reporting entity's security lending program, state the amount of the following as of the current statement date:

16.1

Total fair value of reinvested collateral assets reported on Schedule DL, Parts 1 and 2. ....

\$ .....0

16.2

Total book/adjusted carrying value of reinvested collateral assets reported on Schedule DL, Parts 1 and 2 .....

\$ .....0

16.3

Total payable for securities lending reported on the liability page. ....

\$ .....0

STATEMENT AS OF SEPTEMBER 30, 2023 OF THE Aetna Health of Ohio Inc.

GENERAL INTERROGATORIES

17. Excluding items in Schedule E - Part 3 - Special Deposits, real estate, mortgage loans and investments held physically in the reporting entity's offices, vaults or safety deposit boxes, were all stocks, bonds and other securities, owned throughout the current year held pursuant to a custodial agreement with a qualified bank or trust company in accordance with Section 1, III - General Examination Considerations, F. Outsourcing of Critical Functions, Custodial or Safekeeping Agreements of the NAIC Financial Condition Examiners Handbook? ..... Yes [ X ] No [ ]
- 17.1 For all agreements that comply with the requirements of the NAIC Financial Condition Examiners Handbook, complete the following:

1 Name of Custodian(s)	2 Custodian Address
State Street Bank and Trust Company .....	State Street Financial Center; One Lincoln Street; Boston, MA 02111-2900 .....
.....	.....

- 17.2 For all agreements that do not comply with the requirements of the NAIC Financial Condition Examiners Handbook, provide the name, location and a complete explanation:

1 Name(s)	2 Location(s)	3 Complete Explanation(s)
.....	.....	.....
.....	.....	.....

- 17.3 Have there been any changes, including name changes, in the custodian(s) identified in 17.1 during the current quarter? ..... Yes [ ] No [ X ]
- 17.4 If yes, give full information relating thereto:

1 Old Custodian	2 New Custodian	3 Date of Change	4 Reason
.....	.....	.....	.....
.....	.....	.....	.....

- 17.5 Investment management – Identify all investment advisors, investment managers, broker/dealers, including individuals that have the authority to make investment decisions on behalf of the reporting entity. For assets that are managed internally by employees of the reporting entity, note as such. ["...that have access to the investment accounts"; "...handle securities"]

1 Name of Firm or Individual	2 Affiliation
Derek S. Blunt as Senior Investment Officer .....	A.....
.....	.....
.....	.....

- 17.5097 For those firms/individuals listed in the table for Question 17.5, do any firms/individuals unaffiliated with the reporting entity (i.e. designated with a "U") manage more than 10% of the reporting entity's invested assets?..... Yes [ ] No [ X ]
- 17.5098 For firms/individuals unaffiliated with the reporting entity (i.e. designated with a "U") listed in the table for Question 17.5, does the total assets under management aggregate to more than 50% of the reporting entity's invested assets?..... Yes [ ] No [ X ]

- 17.6 For those firms or individuals listed in the table for 17.5 with an affiliation code of "A" (affiliated) or "U" (unaffiliated), provide the information for the table below.

1 Central Registration Depository Number	2 Name of Firm or Individual	3 Legal Entity Identifier (LEI)	4 Registered With	5 Investment Management Agreement (IMA) Filed
N/A .....	Derek S. Blunt .....	N/A .....	Not registered .....	NO.....
.....	.....	.....	.....	.....

- 18.1 Have all the filing requirements of the Purposes and Procedures Manual of the NAIC Investment Analysis Office been followed? ..... Yes [ X ] No [ ]
- 18.2 If no, list exceptions: .....

19. By self-designating 5GI securities, the reporting entity is certifying the following elements for each self-designated 5GI security:
- a. Documentation necessary to permit a full credit analysis of the security does not exist or an NAIC CRP credit rating for an FE or PL security is not available.
  - b. Issuer or obligor is current on all contracted interest and principal payments.
  - c. The insurer has an actual expectation of ultimate payment of all contracted interest and principal.
- Has the reporting entity self-designated 5GI securities? ..... Yes [ ] No [ X ]

20. By self-designating PLGI securities, the reporting entity is certifying the following elements of each self-designated PLGI security:
- a. The security was purchased prior to January 1, 2018.
  - b. The reporting entity is holding capital commensurate with the NAIC Designation reported for the security.
  - c. The NAIC Designation was derived from the credit rating assigned by an NAIC CRP in its legal capacity as a NRSRO which is shown on a current private letter rating held by the insurer and available for examination by state insurance regulators.
  - d. The reporting entity is not permitted to share this credit rating of the PL security with the SVO.
- Has the reporting entity self-designated PLGI securities? ..... Yes [ ] No [ X ]

21. By assigning FE to a Schedule BA non-registered private fund, the reporting entity is certifying the following elements of each self-designated FE fund:
- a. The shares were purchased prior to January 1, 2019.
  - b. The reporting entity is holding capital commensurate with the NAIC Designation reported for the security.
  - c. The security had a public credit rating(s) with annual surveillance assigned by an NAIC CRP in its legal capacity as an NRSRO prior to January 1, 2019.
  - d. The fund only or predominantly holds bonds in its portfolio.
  - e. The current reported NAIC Designation was derived from the public credit rating(s) with annual surveillance assigned by an NAIC CRP in its legal capacity as an NRSRO.
  - f. The public credit rating(s) with annual surveillance assigned by an NAIC CRP has not lapsed.
- Has the reporting entity assigned FE to Schedule BA non-registered private funds that complied with the above criteria? ..... Yes [ ] No [ X ]

GENERAL INTERROGATORIES

PART 2 - HEALTH

1.

Operating Percentages:

1.1 A&H loss percent

90.8 %

1.2 A&H cost containment percent

1.6 %

1.3 A&H expense percent excluding cost containment expenses

11.2 %
- 2.1

Do you act as a custodian for health savings accounts?

Yes [ ] No [ X ]
- 2.2

If yes, please provide the amount of custodial funds held as of the reporting date

\$.
- 2.3

Do you act as an administrator for health savings accounts?

Yes [ ] No [ X ]
- 2.4

If yes, please provide the balance of the funds administered as of the reporting date

\$.
3.

Is the reporting entity licensed or chartered, registered, qualified, eligible or writing business in at least two states?

Yes [ X ] No [ ]
- 3.1

If no, does the reporting entity assume reinsurance business that covers risks residing in at least one state other than the state of domicile of the reporting entity?

Yes [ ] No [ ]

STATEMENT AS OF SEPTEMBER 30, 2023 OF THE Aetna Health of Ohio Inc.

## SCHEDULE S - CEDED REINSURANCE

Showing All New Reinsurance Treaties - Current Year to Date

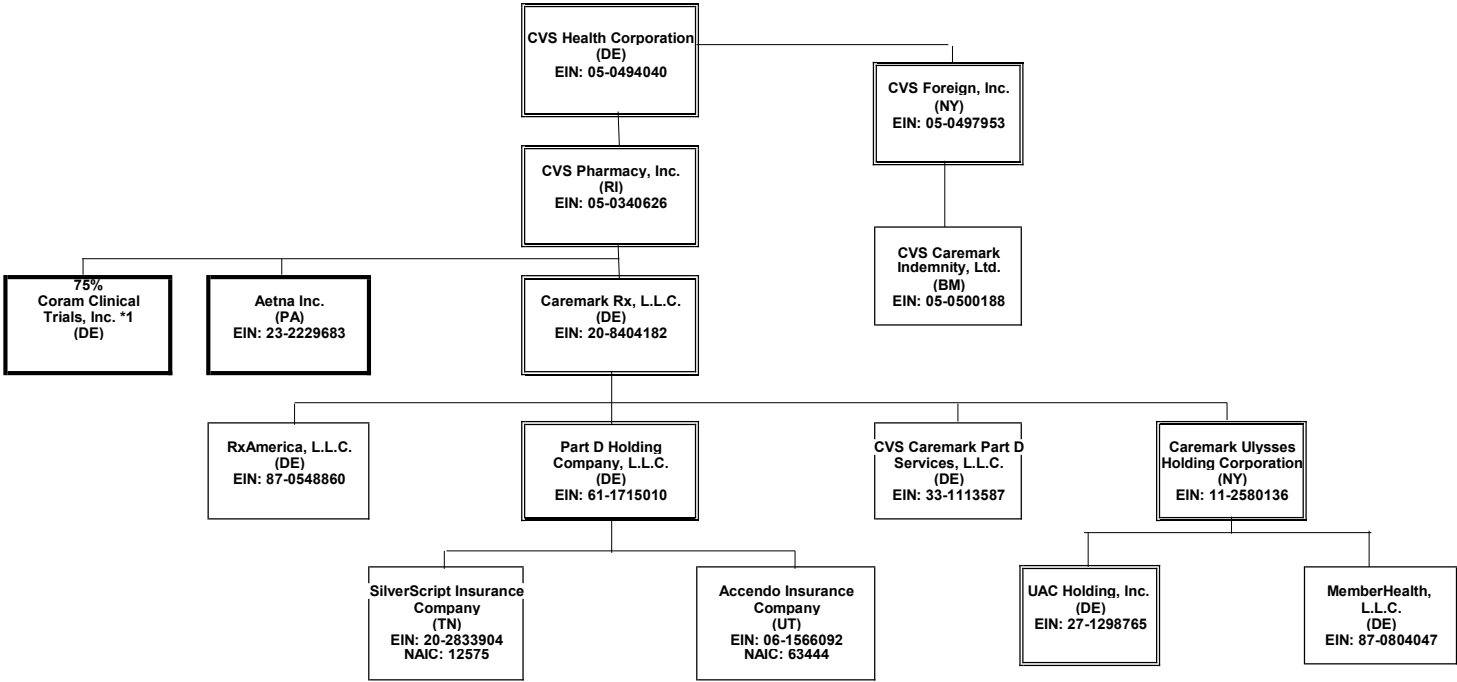
1	2	3	4	5	6	7	8	9	10
NAIC Company Code	ID Number	Effective Date	Name of Reinsurer	Domiciliary Jurisdiction	Type of Reinsurance Ceded	Type of Business Ceded	Type of Reinsurer	Certified Reinsurer Rating (1 through 6)	Effective Date of Certified Reinsurer Rating
			NONE						

SCHEDULE T - PREMIUMS AND OTHER CONSIDERATIONS

Current Year to Date - Allocated by States and Territories											
		1	Direct Business Only								
		Active Status (a)	2	3	4	5	6	7	8	9	10
States, etc.			Accident and Health Premiums	Medicare Title XVIII	Medicaid Title XIX	CHIP Title XXI	Federal Employees Health Benefits Program Premiums	Life and Annuity Premiums & Other Considerations	Property/Casualty Premiums	Total Columns 2 Through 8	Deposit-Type Contracts
1.	Alabama .....	AL ..N.								0	
2.	Alaska .....	AK ..N.								0	
3.	Arizona .....	AZ ..N.								0	
4.	Arkansas .....	AR ..N.								0	
5.	California .....	CA ..N.								0	
6.	Colorado .....	CO ..N.								0	
7.	Connecticut .....	CT ..N.								0	
8.	Delaware .....	DE ..N.								0	
9.	District of Columbia	DC ..N.								0	
10.	Florida .....	FL ..N.								0	
11.	Georgia .....	GA ..N.								0	
12.	Hawaii .....	HI ..N.								0	
13.	Idaho .....	ID ..N.								0	
14.	Illinois .....	IL ..N.								0	
15.	Indiana .....	IN ..N.								0	
16.	Iowa .....	IA ..L.								0	
17.	Kansas .....	KS ..N.								0	
18.	Kentucky .....	KY ..L.		72,888,127						72,888,127	
19.	Louisiana .....	LA ..N.								0	
20.	Maine .....	ME ..N.								0	
21.	Maryland .....	MD ..N.								0	
22.	Massachusetts .....	MA ..N.								0	
23.	Michigan .....	MI ..N.								0	
24.	Minnesota .....	MN ..N.								0	
25.	Mississippi .....	MS ..N.								0	
26.	Missouri .....	MO ..N.								0	
27.	Montana .....	MT ..N.								0	
28.	Nebraska .....	NE ..N.								0	
29.	Nevada .....	NV ..N.								0	
30.	New Hampshire .....	NH ..N.								0	
31.	New Jersey .....	NJ ..N.								0	
32.	New Mexico .....	NM ..N.								0	
33.	New York .....	NY ..N.								0	
34.	North Carolina .....	NC ..N.								0	
35.	North Dakota .....	ND ..N.								0	
36.	Ohio .....	OH ..L.		505,165,924						505,165,924	
37.	Oklahoma .....	OK ..N.								0	
38.	Oregon .....	OR ..N.								0	
39.	Pennsylvania .....	PA ..N.								0	
40.	Rhode Island .....	RI ..N.								0	
41.	South Carolina .....	SC ..N.								0	
42.	South Dakota .....	SD ..N.								0	
43.	Tennessee .....	TN ..N.								0	
44.	Texas .....	TX ..N.								0	
45.	Utah .....	UT ..N.								0	
46.	Vermont .....	VT ..N.								0	
47.	Virginia .....	VA ..N.								0	
48.	Washington .....	WA ..N.								0	
49.	West Virginia .....	WV ..N.								0	
50.	Wisconsin .....	WI ..N.								0	
51.	Wyoming .....	WY ..N.								0	
52.	American Samoa .....	AS ..N.								0	
53.	Guam .....	GU ..N.								0	
54.	Puerto Rico .....	PR ..N.								0	
55.	U.S. Virgin Islands .....	VI ..N.								0	
56.	Northern Mariana Islands .....	MP ..N.								0	
57.	Canada .....	CAN ..N.								0	
58.	Aggregate Other Aliens .....	OT ..XXX.	0	0	0	0	0	0	0	0	0
59.	Subtotal .....	XXX.	0	578,054,051	0	0	0	0	0	578,054,051	0
60.	Reporting Entity Contributions for Employee Benefit Plans .....	XXX.								0	
61.	Totals (Direct Business) .....	XXX.	0	578,054,051	0	0	0	0	0	578,054,051	0
DETAILS OF WRITE-INS											
58001.	.....	XXX.									
58002.	.....	XXX.									
58003.	.....	XXX.									
58998.	Summary of remaining write-ins for Line 58 from overflow page .....	XXX.	0	0	0	0	0	0	0	0	0
58999.	Totals (Lines 58001 through 58003 plus 58998)(Line 58 above) .....	XXX.	0	0	0	0	0	0	0	0	0

(a) Active Status Counts:  
1. L - Licensed or Chartered - Licensed insurance carrier or domiciled RRG..... 3  
2. R - Registered - Non-domiciled RRGs..... 0  
3. E - Eligible - Reporting entities eligible or approved to write surplus lines in the state. .... 0  
4. Q - Qualified - Qualified or accredited reinsurer..... 0  
5. N - None of the above - Not allowed to write business in the state..... 54

SCHEDULE Y - INFORMATION CONCERNING ACTIVITIES OF INSURANCE MEMBERS OF A HOLDING COMPANY GROUP  
PART 1 - ORGANIZATIONAL CHART

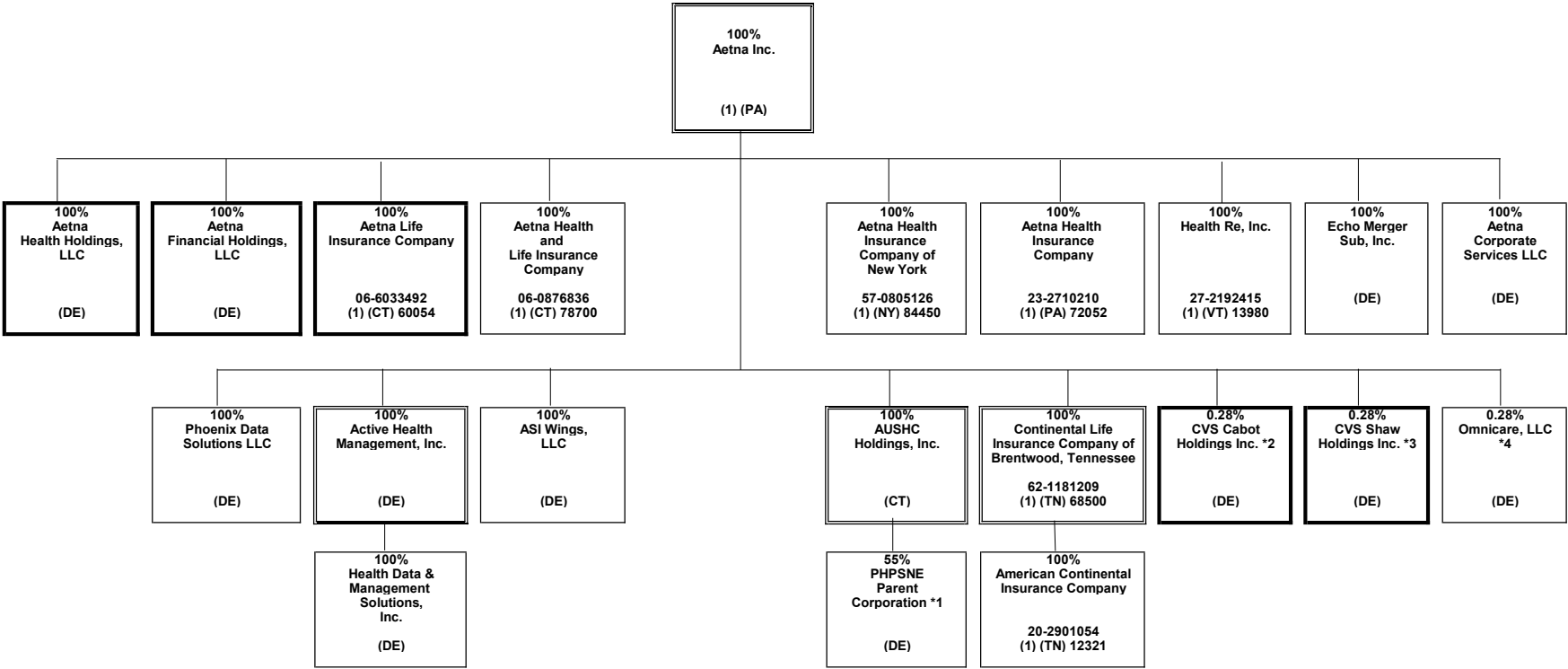


This organizational chart reflects the insurance entity reporting system and identifies the relationship between the ultimate parent and all member insurers. The ultimate controlling company is a Fortune 7 company with numerous subsidiaries, the majority of which do not interact with the insurance entities.  
(1) Insurers/HMO's  
Percentages are rounded to the nearest whole percent and based on ownership of voting rights.  
Double borders indicate entity has subsidiaries shown on the same page.  
Bold borders indicate entity has subsidiaries shown on a separate page.

\*1 Coram Clinical Trials, Inc. is also 25% owned by Aetna Life Insurance Company

SCHEDULE Y - INFORMATION CONCERNING ACTIVITIES OF INSURANCE MEMBERS OF A HOLDING COMPANY GROUP

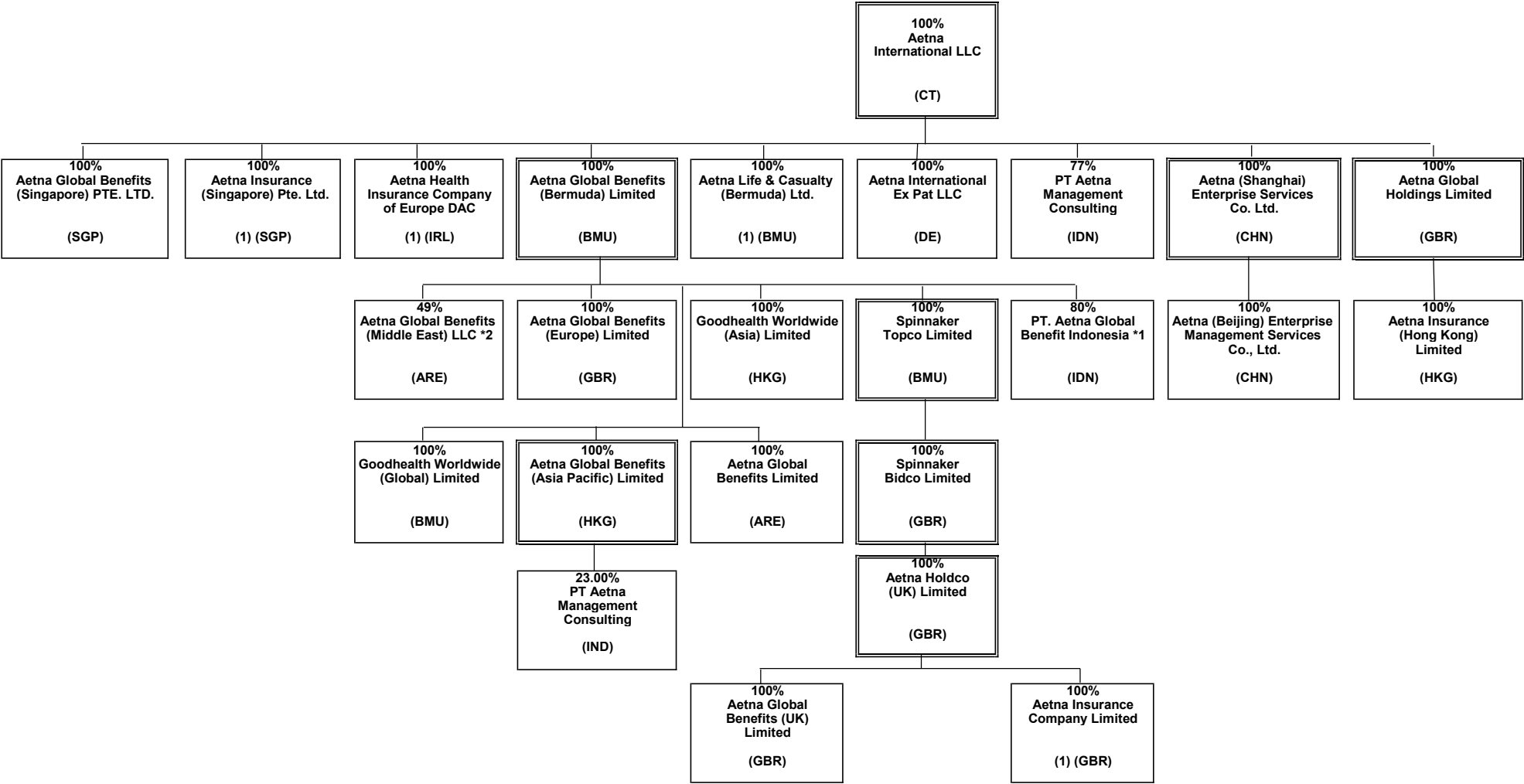
PART 1 - ORGANIZATIONAL CHART



\*1 PHPSNE Parent Corporation is also 45% owned by third parties.  
\*2 CVS Cabot Holdings Inc. is also 99.72% owned by Coram Clinical Trials, Inc.  
\*3 CVS Shaw Holdings Inc. is also 99.72% owned by Coram Clinical Trials, Inc.  
\*4 Omnicare, LLC is also owned by CVS Cabot Holdings Inc and CVS Shaw Holdings Inc., each with 49.86% ownership.

SCHEDULE Y - INFORMATION CONCERNING ACTIVITIES OF INSURANCE MEMBERS OF A HOLDING COMPANY GROUP

PART 1 - ORGANIZATIONAL CHART

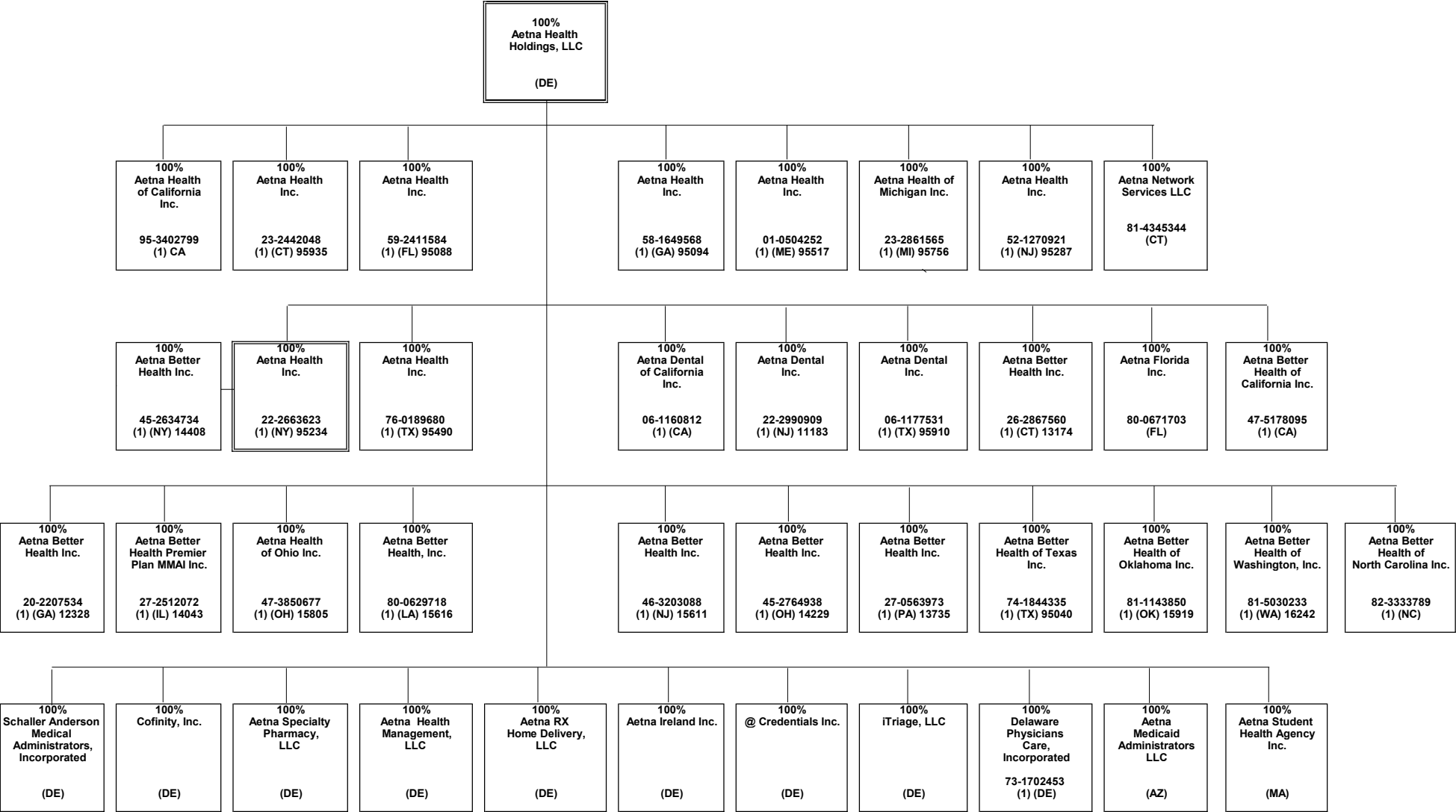


\*1 PT. Aetna Global Benefits Indonesia is also 20% owned by Suhatsyah Rivai, Aetna's Nominee.  
\*2 Aetna Global Benefits (Middle East) LLC is also 51% is owned by Euro Gulf LLC, Aetna's Nominee.



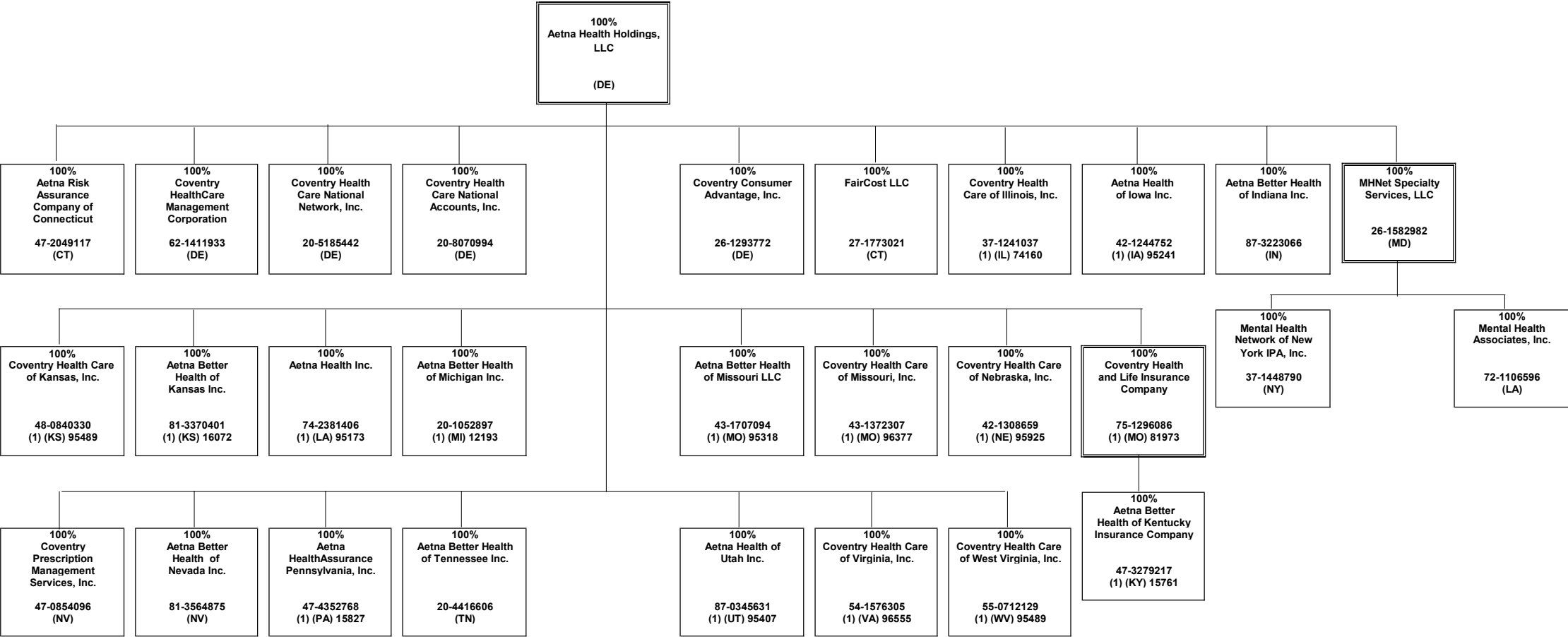
SCHEDULE Y - INFORMATION CONCERNING ACTIVITIES OF INSURANCE MEMBERS OF A HOLDING COMPANY GROUP

PART 1 - ORGANIZATIONAL CHART



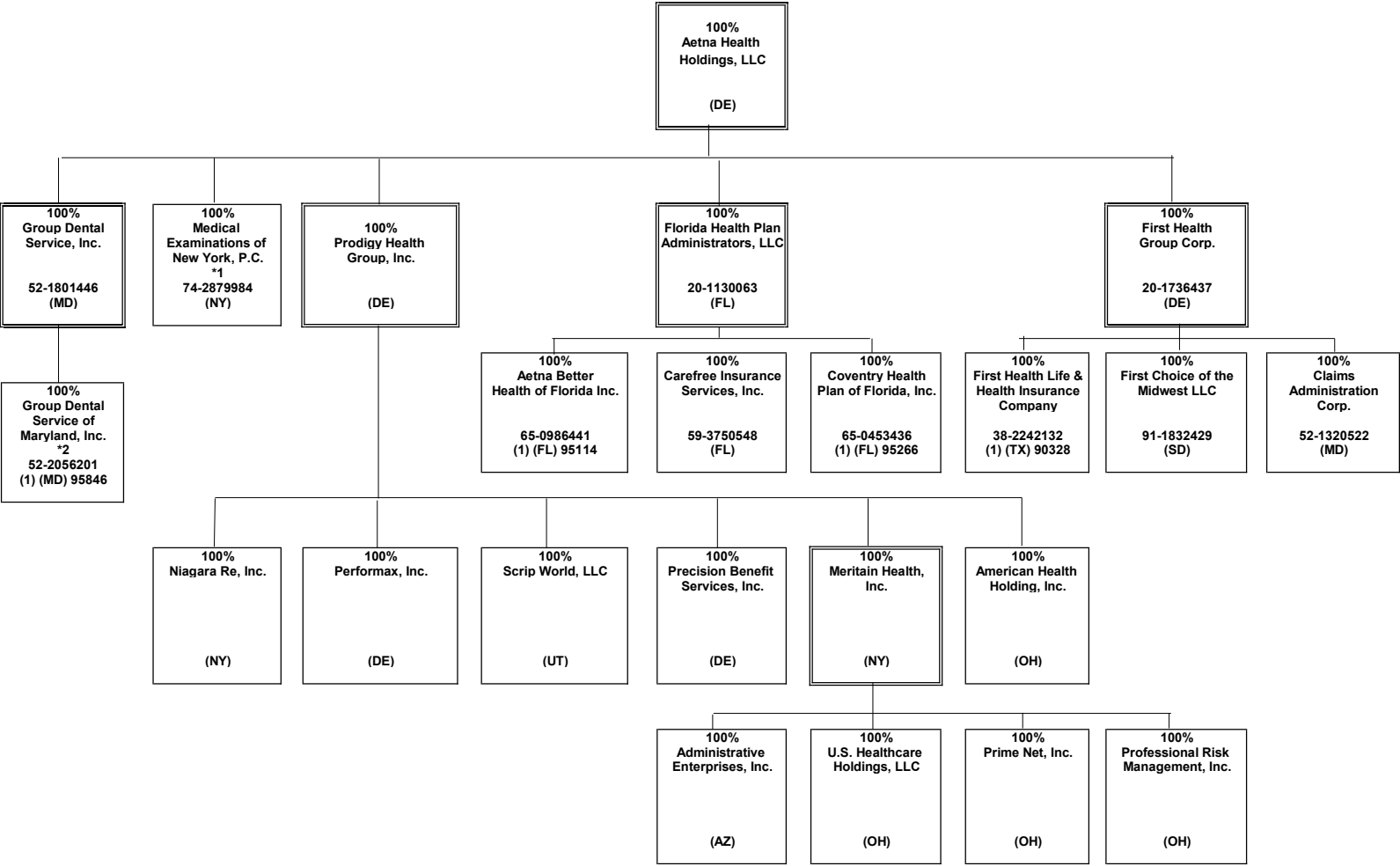
SCHEDULE Y - INFORMATION CONCERNING ACTIVITIES OF INSURANCE MEMBERS OF A HOLDING COMPANY GROUP

PART 1 - ORGANIZATIONAL CHART



SCHEDULE Y - INFORMATION CONCERNING ACTIVITIES OF INSURANCE MEMBERS OF A HOLDING COMPANY GROUP

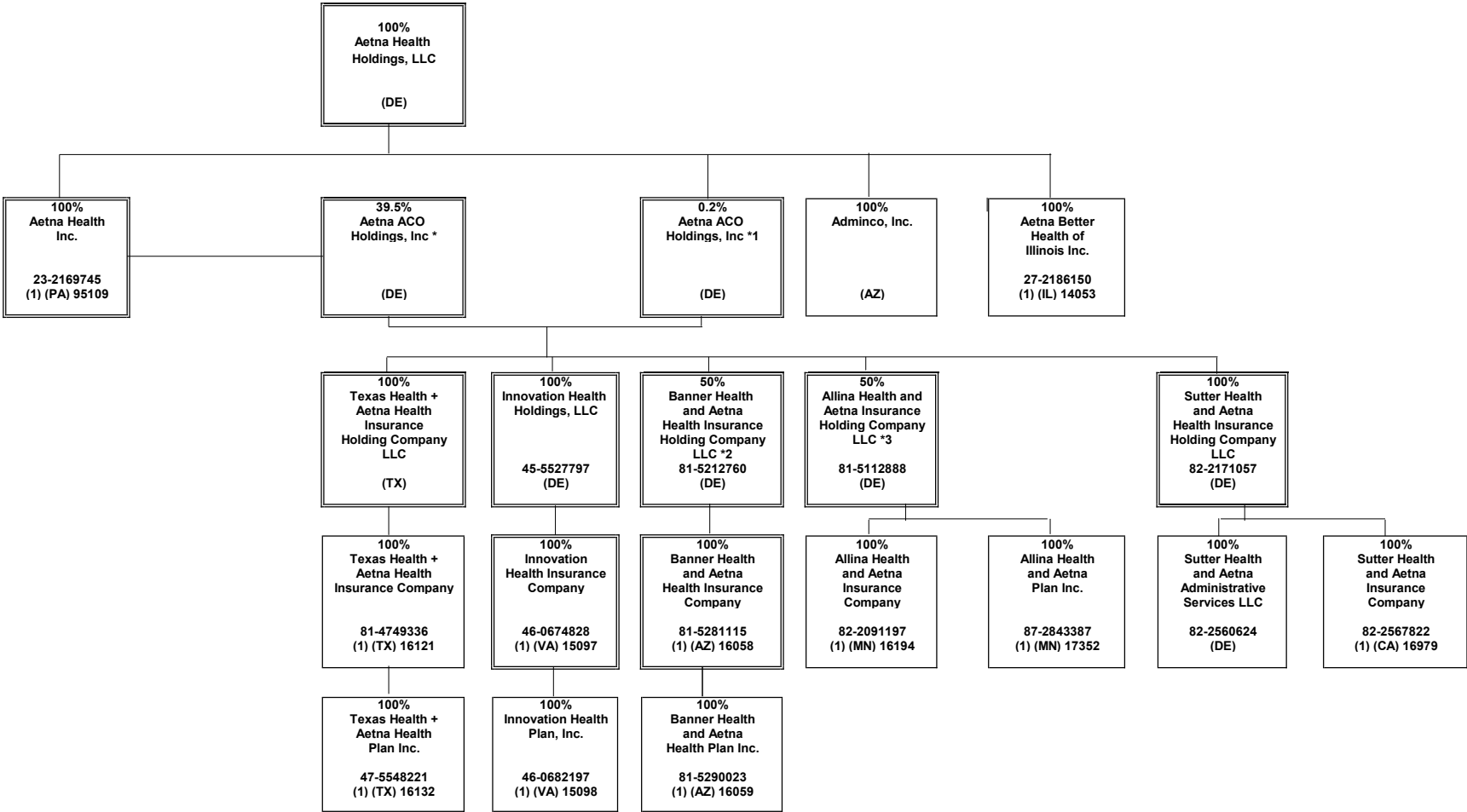
PART 1 - ORGANIZATIONAL CHART



\*1 Owned via a nominee  
\*2 Effective October 1, 2023, Group Dental Service of Maryland, Inc. was merged into Group Dental Service, Inc.

SCHEDULE Y - INFORMATION CONCERNING ACTIVITIES OF INSURANCE MEMBERS OF A HOLDING COMPANY GROUP

PART 1 - ORGANIZATIONAL CHART

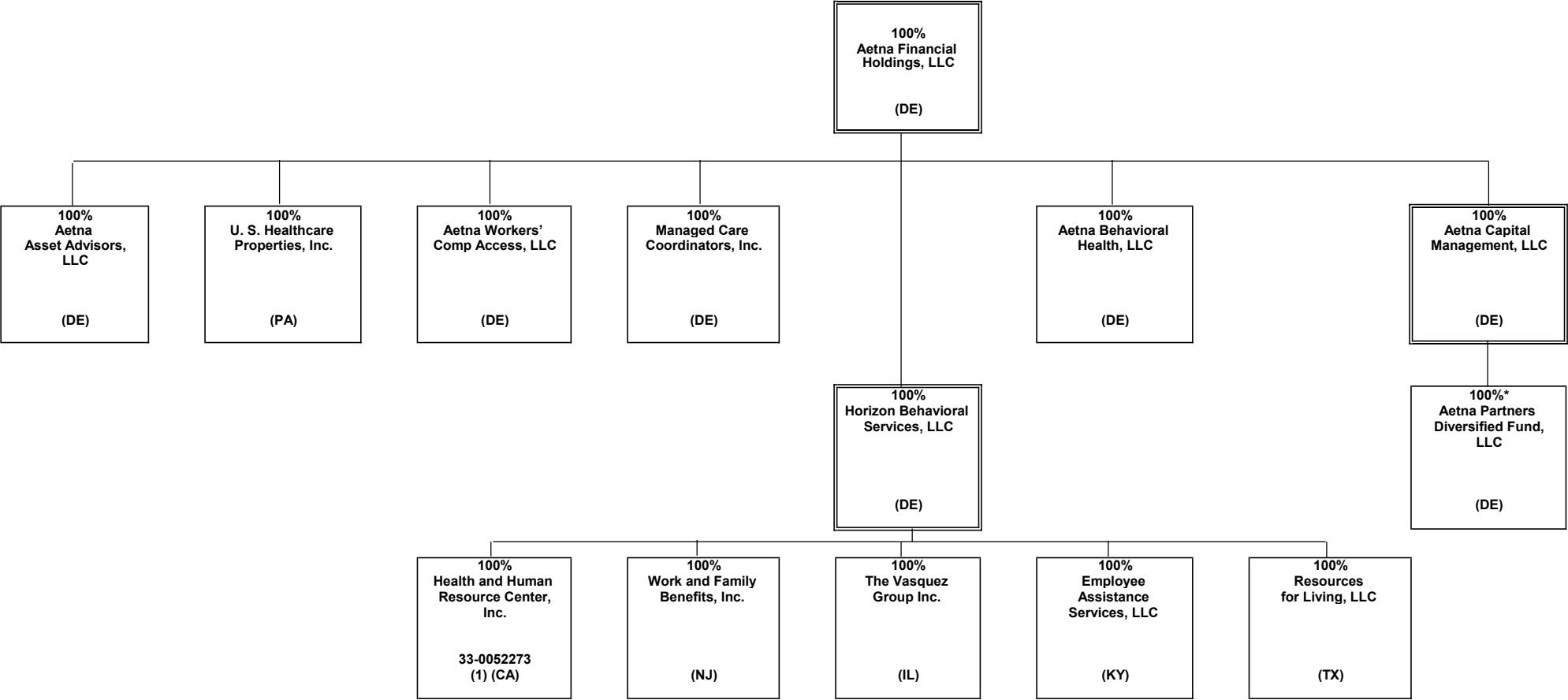


\*1 Aetna ACO Holdings Inc. is owned by Aetna Life Insurance Company (302 shares); Aetna Health Inc. (PA) (198 shares); and Aetna Health Holdings, LLC (1 share).

\*2 Banner Health and Aetna Health Insurance Holding Company LLC is also 50% owned by Banner Health.

\*3 Allina Health and Aetna Insurance Holding Company LLC is also 50% owned by Allina Health.

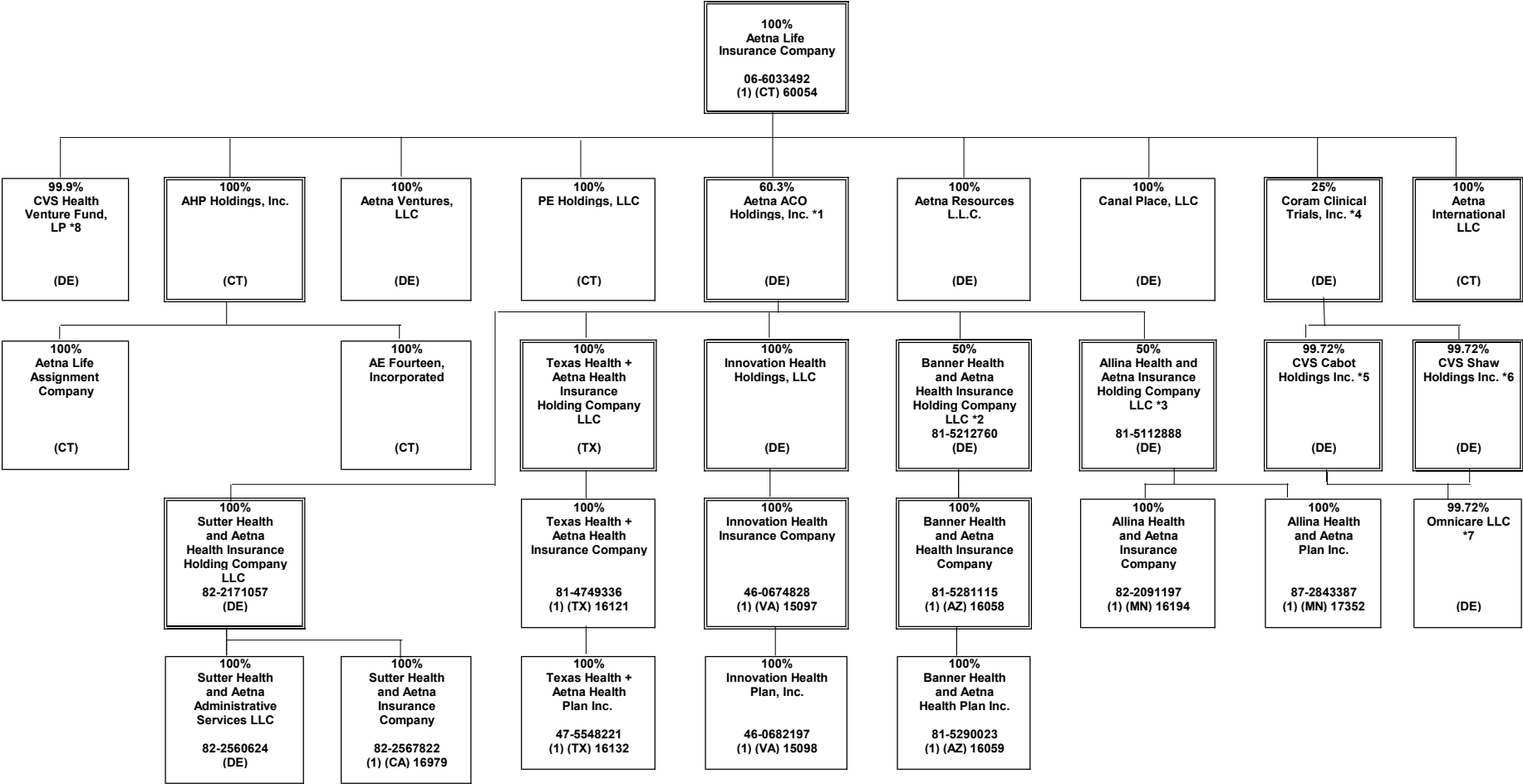
SCHEDULE Y - INFORMATION CONCERNING ACTIVITIES OF INSURANCE MEMBERS OF A HOLDING COMPANY GROUP  
PART 1 - ORGANIZATIONAL CHART



\* Aetna Capital Management, LLC is the managing member of Aetna Partners Diversified Fund, LLC ("APDF"). APDF is a fund of hedge funds and certain subsidiaries of CVS Health Group invest in this fund, which does not confer any managing or controlling ownership interests in APDF. Aetna Life Insurance Company is the largest investor in APDF and currently owns a majority of the non-managing member interests of APDF.

SCHEDULE Y - INFORMATION CONCERNING ACTIVITIES OF INSURANCE MEMBERS OF A HOLDING COMPANY GROUP

PART 1 - ORGANIZATIONAL CHART



\*1 Aetna ACO Holdings Inc. is owned by Aetna Life Insurance Company (302 shares); Aetna Health Inc. (PA) (198 shares); and Aetna Health Holdings, LLC (1 share).  
\*2 Banner Health and Aetna Health Insurance Holding Company LLC is also 50% owned by Banner Health.  
\*3 Allina Health and Aetna Insurance Holding Company LLC is also 50% owned by Allina Health System.  
\*4 Coram Clinical Trials, Inc. is also 75% owned by CVS Pharmacy, Inc.  
\*5 CVS Cabot Holdings Inc. is also .28% owned by Aetna Inc.  
\*6 CVS Shaw Holdings Inc. is also .28% owned by Aetna Inc.  
\*7 Remaining .28% owned by Aetna Inc. CVS Cabot Holdings Inc. and CVS Shaw Holdings Inc. each owning 49.86%.  
\*8 CVS Health Venture Fund, LP is also 0.1% owned by CVS Helath Ventures Fund GP, LLC

SCHEDULE Y  
PART 1A - DETAIL OF INSURANCE HOLDING COMPANY SYSTEM

1	2	3	4	5	6	7	8	9	10	11	12	13	14	15	16
Group Code	Group Name	NAIC Company Code	ID Number	Federal RSSD	CIK	Name of Securities Exchange if Publicly Traded (U.S. or International)	Names of Parent, Subsidiaries Or Affiliates	Domi-ciliary Location	Relation-ship to Reporting Entity	Directly Controlled by (Name of Entity/Person)	Type of Control (Ownership, Board, Management, Attorney-in-Fact, Influence, Other)	If Control is Ownership Provide Percen-tage	Ultimate Controlling Entity(ies)/Person(s)	Is an SCA Filing Re-quired? (Yes/No)	*
.0001	CVS HEALTH GROUP		05-0494040		0000064803	NYSE	CVS Health Corporation	..DE	..UIP	Board of Directors	Board of Directors	100.000	CVS Health Corporation	...NO	...0
.0001	CVS HEALTH GROUP	63444	06-1566092				Accendo Insurance Company	..UT	..IA	Part D Holding Company, L.L.C.	Ownership	100.000	CVS Health Corporation	...NO	...0
.0001	CVS HEALTH GROUP	12575	20-2833904				SilverScript Insurance Company	..TN	..IA	Part D Holding Company, L.L.C.	Ownership	100.000	CVS Health Corporation	...NO	...0
.0001	CVS HEALTH GROUP	00000	05-0340626				CVS Pharmacy, Inc.	..RI	..UIP	CVS Health Corporation	Ownership	100.000	CVS Health Corporation	...NO	...0
.0001	CVS HEALTH GROUP	00000	20-8404182				Caremark Rx, L.L.C.	..DE	..NIA	CVS Pharmacy, Inc	Ownership	100.000	CVS Health Corporation	...NO	...0
.0001	CVS HEALTH GROUP	00000	61-1715010				Part D Holding Company, L.L.C.	..DE	..NIA	Caremark, Rx., L.L.C.	Ownership	100.000	CVS Health Corporation	...NO	...0
.0001	CVS HEALTH GROUP	00000	33-1113587				CVS Caremark Part D Services, L.L.C.	..DE	..NIA	Caremark, Rx., L.L.C.	Ownership	100.000	CVS Health Corporation	...NO	...0
.0001	CVS HEALTH GROUP	00000	87-0548860				RxAmerica, L.L.C.	..DE	..NIA	Caremark, Rx., L.L.C.	Ownership	100.000	CVS Health Corporation	...NO	...0
.0001	CVS HEALTH GROUP	00000	11-2580136				Caremark Ulysses Holding Corporation	..NY	..NIA	Caremark, Rx., L.L.C.	Ownership	100.000	CVS Health Corporation	...NO	...0
.0001	CVS HEALTH GROUP	00000	87-0804047				MemberHealth, L.L.C.	..DE	..NIA	Caremark Ulysses Holding Corporation	Ownership	100.000	CVS Health Corporation	...NO	...0
.0001	CVS HEALTH GROUP	00000	05-0500188				CVS Caremark Indemnity, Ltd.	..BMU	..IA	CVS Foreign, Inc.	Ownership	100.000	CVS Health Corporation	...NO	...0
.0001	CVS HEALTH GROUP	00000	27-1298765				UAC Holding, Inc.	..DE	..NIA	Caremark Ulysses Holding Corporation	Ownership	100.000	CVS Health Corporation	...NO	...0
.0001	CVS HEALTH GROUP	00000	05-0497953				CVS Foreign, Inc.	..NY	..NIA	CVS Health Corporation	Ownership	100.000	CVS Health Corporation	...NO	...0
.0001	CVS HEALTH GROUP	00000	58-2160656				Coram Clinical Trials, Inc.	..DE	..NIA	CVS Pharmacy, Inc	Ownership	75.000	CVS Health Corporation	...NO	...8
.0001	CVS HEALTH GROUP	00000	23-2229683	3060706	0001122304		Aetna Inc.	..PA	..UIP	CVS Pharmacy, Inc	Ownership	100.000	CVS Health Corporation	...NO	...0
.0001	CVS HEALTH GROUP	00000	30-0123754				Aetna Health Holdings, LLC	..DE	..UDP	Aetna Inc.	Ownership	100.000	CVS Health Corporation	...NO	...0
.0001	CVS HEALTH GROUP	00000	95-3402799				Aetna Health of California Inc.	..CA	..IA	Aetna Health Holdings, LLC	Ownership	100.000	CVS Health Corporation	...NO	...0
.0001	CVS HEALTH GROUP	95935	23-2442048				Aetna Health Inc.	..CT	..IA	Aetna Health Holdings, LLC	Ownership	100.000	CVS Health Corporation	...NO	...0
.0001	CVS HEALTH GROUP	95088	59-2411584				Aetna Health Inc.	..FL	..IA	Aetna Health Holdings, LLC	Ownership	100.000	CVS Health Corporation	...NO	...0
.0001	CVS HEALTH GROUP	95094	58-1649568				Aetna Health Inc.	..GA	..IA	Aetna Health Holdings, LLC	Ownership	100.000	CVS Health Corporation	...NO	...0
.0001	CVS HEALTH GROUP	95517	01-0504252				Aetna Health Inc.	..ME	..IA	Aetna Health Holdings, LLC	Ownership	100.000	CVS Health Corporation	...NO	...0
.0001	CVS HEALTH GROUP	95756	23-2861565				Aetna Health of Michigan Inc.	..MI	..IA	Aetna Health Holdings, LLC	Ownership	100.000	CVS Health Corporation	...NO	...0
.0001	CVS HEALTH GROUP	95287	52-1270921				Aetna Health Inc.	..NJ	..IA	Aetna Health Holdings, LLC	Ownership	100.000	CVS Health Corporation	...NO	...0
.0001	CVS HEALTH GROUP	95234	22-2663623				Aetna Health Inc.	..NY	..IA	Aetna Health Holdings, LLC	Ownership	100.000	CVS Health Corporation	...NO	...0
.0001	CVS HEALTH GROUP	14408	45-2634734				Aetna Better Health Inc.	..NY	..IA	Aetna Health Inc. (NY)	Ownership	100.000	CVS Health Corporation	...NO	...0
.0001	CVS HEALTH GROUP	95490	76-0189680				Aetna Health Inc.	..TX	..IA	Aetna Health Holdings, LLC	Ownership	100.000	CVS Health Corporation	...NO	...0
.0001	CVS HEALTH GROUP	95040	74-1844335				Aetna Better Health of Texas Inc.	..TX	..IA	Aetna Health Holdings, LLC	Ownership	100.000	CVS Health Corporation	...NO	...0
.0001	CVS HEALTH GROUP	12328	20-2207534				Aetna Better Health Inc.	..GA	..IA	Aetna Health Holdings, LLC	Ownership	100.000	CVS Health Corporation	...NO	...0
.0001	CVS HEALTH GROUP	00000	06-1160812				Aetna Dental of California Inc.	..CA	..IA	Aetna Health Holdings, LLC	Ownership	100.000	CVS Health Corporation	...NO	...0
.0001	CVS HEALTH GROUP	11183	22-2990909				Aetna Dental Inc.	..NJ	..IA	Aetna Health Holdings, LLC	Ownership	100.000	CVS Health Corporation	...NO	...0
.0001	CVS HEALTH GROUP	95910	06-1177531				Aetna Dental Inc.	..TX	..IA	Aetna Health Holdings, LLC	Ownership	100.000	CVS Health Corporation	...NO	...0
.0001	CVS HEALTH GROUP	00000	30-0123760				Aetna Rx Home Delivery, LLC	..DE	..NIA	Aetna Health Holdings, LLC	Ownership	100.000	CVS Health Corporation	...NO	...0
.0001	CVS HEALTH GROUP	00000	13-3670795				Aetna Health Management, LLC	..DE	..NIA	Aetna Health Holdings, LLC	Ownership	100.000	CVS Health Corporation	...NO	...0
.0001	CVS HEALTH GROUP	00000	22-3187443				Aetna Ireland Inc.	..DE	..NIA	Aetna Health Holdings, LLC	Ownership	100.000	CVS Health Corporation	...NO	...0
.0001	CVS HEALTH GROUP	00000	57-1209768				Aetna Specialty Pharmacy, LLC	..DE	..NIA	Aetna Health Holdings, LLC	Ownership	100.000	CVS Health Corporation	...NO	...0
.0001	CVS HEALTH GROUP	00000	20-1274723				Cofinity, Inc.	..DE	..NIA	Aetna Health Holdings, LLC	Ownership	100.000	CVS Health Corporation	...NO	...0
.0001	CVS HEALTH GROUP	00000	23-2671370				@Credentials Inc.	..DE	..NIA	Aetna Health Holdings, LLC	Ownership	100.000	CVS Health Corporation	...NO	...0
.0001	CVS HEALTH GROUP	13735	27-0563973				Aetna Better Health Inc.	..PA	..IA	Aetna Health Holdings, LLC	Ownership	100.000	CVS Health Corporation	...NO	...0
.0001	CVS HEALTH GROUP	13174	26-2867560				Aetna Better Health Inc.	..CT	..IA	Aetna Health Holdings, LLC	Ownership	100.000	CVS Health Corporation	...NO	...0
.0001	CVS HEALTH GROUP	00000	47-5178095				Aetna Better Health of California Inc.	..CA	..IA	Aetna Health Holdings, LLC	Ownership	100.000	CVS Health Corporation	...NO	...0
.0001	CVS HEALTH GROUP	14043	27-2512072				Aetna Better Health Premier Plan MMAI Inc.	..IL	..IA	Aetna Health Holdings, LLC	Ownership	100.000	CVS Health Corporation	...NO	...0
.0001	CVS HEALTH GROUP	15805	47-3850677				Aetna Health of Ohio Inc.	..OH	..RE	Aetna Health Holdings, LLC	Ownership	100.000	CVS Health Corporation	...NO	...0
.0001	CVS HEALTH GROUP	15616	80-0629718				Aetna Better Health, Inc.	..LA	..IA	Aetna Health Holdings, LLC	Ownership	100.000	CVS Health Corporation	...NO	...0
.0001	CVS HEALTH GROUP	00000	80-0671703				Aetna Florida Inc.	..FL	..NIA	Aetna Health Holdings, LLC	Ownership	100.000	CVS Health Corporation	...NO	...0
.0001	CVS HEALTH GROUP	14229	45-2764938				Aetna Better Health Inc.	..OH	..IA	Aetna Health Holdings, LLC	Ownership	100.000	CVS Health Corporation	...NO	...0
.0001	CVS HEALTH GROUP	15611	46-3203088				Aetna Better Health Inc.	..NJ	..IA	Aetna Health Holdings, LLC	Ownership	100.000	CVS Health Corporation	...NO	...0
.0001	CVS HEALTH GROUP	15919	81-1143850				Aetna Better Health of Oklahoma Inc.	..OK	..IA	Aetna Health Holdings, LLC	Ownership	100.000	CVS Health Corporation	...NO	...0
.0001	CVS HEALTH GROUP	00000	04-2708160				Aetna Student Health Agency Inc.	..MA	..NIA	Aetna Health Holdings, LLC	Ownership	100.000	CVS Health Corporation	...NO	...0

STATEMENT AS OF SEPTEMBER 30, 2023 OF THE Aetna Health of Ohio Inc.

SCHEDULE Y  
PART 1A - DETAIL OF INSURANCE HOLDING COMPANY SYSTEM

1	2	3	4	5	6	7	8	9	10	11	12	13	14	15	16
Group Code	Group Name	NAIC Company Code	ID Number	Federal RSSD	CIK	Name of Securities Exchange if Publicly Traded (U.S. or International)	Names of Parent, Subsidiaries Or Affiliates	Domi-ciliary Location	Relation-ship to Reporting Entity	Directly Controlled by (Name of Entity/Person)	Type of Control (Ownership, Board, Management, Attorney-in-Fact, Influence, Other)	If Control is Owner-ship Provide Percen-tage	Ultimate Controlling Entity(ies)/Person(s)	Is an SCA Filing Re-quired? (Yes/No)	*
.0001...	CVS HEALTH GROUP .....	.....00000 .....	73-1702453 ..	.....	.....	.....	Delaware Physicians Care, Incorporated .....	..DE.....	.....NIA.....	Aetna Health Holdings, LLC .....	Ownership.....	100.000 ...	CVS Health Corporation .....	...NO.....	...0 .....
.0001...	CVS HEALTH GROUP .....	.....00000 .....	01-0826783 ..	.....	.....	.....	Schaller Anderson Medical Administrators, Incorporated .....	..DE.....	.....NIA.....	Aetna Health Holdings, LLC .....	Ownership.....	100.000 ...	CVS Health Corporation .....	...NO.....	...0 .....
.0001...	CVS HEALTH GROUP .....	.....00000 .....	86-0842559 ..	.....	.....	.....	Aetna Medicaid Adminstrators LLC .....	..AZ.....	.....NIA.....	Aetna Health Holdings, LLC .....	Ownership.....	100.000 ...	CVS Health Corporation .....	...NO.....	...0 .....
.0001...	CVS HEALTH GROUP .....	.....00000 .....	45-2944270 ..	.....	.....	.....	iTriage, LLC .....	..DE.....	.....NIA.....	Aetna Health Holdings, LLC .....	Ownership.....	100.000 ...	CVS Health Corporation .....	...NO.....	...0 .....
.0001...	CVS HEALTH GROUP .....	.....00000 .....	16-1471176 ..	.....	.....	.....	Prodigy Health Group, Inc. ....	..DE.....	.....NIA.....	Aetna Health Holdings, LLC .....	Ownership.....	100.000 ...	CVS Health Corporation .....	...NO.....	...0 .....
.0001...	CVS HEALTH GROUP .....	.....00000 .....	45-4901541 ..	.....	.....	.....	Aetna ACO Holdings, Inc. ....	..DE.....	.....NIA.....	Aetna Health Holdings, LLC .....	Ownership.....	0.200 .....	CVS Health Corporation .....	...YES.....	...2 .....
.0001...	CVS HEALTH GROUP .....	.....00000 .....	74-2879984 ..	.....	.....	.....	Medical Examinations of New York, P.C. ....	..NY.....	.....NIA.....	Aetna Health Holdings, LLC .....	Ownership.....	100.000 ...	CVS Health Corporation .....	...NO.....	...13 .....
.0001...	CVS HEALTH GROUP .....	.....00000 .....	45-5527797 ..	.....	.....	.....	Innovation Health Holdings, LLC .....	..DE.....	.....NIA.....	Aetna ACO Holdings, Inc. ....	Ownership.....	100.000 ...	CVS Health Corporation .....	...NO.....	...0 .....
.0001...	CVS HEALTH GROUP .....	.....15097 .....	46-0674828 ..	.....	.....	.....	Innovation Health Insurance Company .....	..VA.....	.....IA.....	Innovation Health Holdings, LLC .....	Ownership.....	100.000 ...	CVS Health Corporation .....	...NO.....	...0 .....
.0001...	CVS HEALTH GROUP .....	.....15098 .....	46-0682197 ..	.....	.....	.....	Innovation Health Plan, Inc. ....	..VA.....	.....IA.....	Innovation Health Insurance Company .....	Ownership.....	100.000 ...	CVS Health Corporation .....	...NO.....	...0 .....
.0001...	CVS HEALTH GROUP .....	.....00000 .....	81-3789357 ..	.....	.....	.....	Company LLC .....	..TX.....	.....NIA.....	Aetna ACO Holdings, Inc. ....	Ownership.....	100.000 ...	CVS Health Corporation .....	...NO.....	...0 .....
.0001...	CVS HEALTH GROUP .....	.....16121 .....	81-4749336 ..	.....	.....	.....	Texas Health + Aetna Health Insurance Company .....	..TX.....	.....IA.....	Texas Health + Aetna Health Insurance Holding Company LLC .....	Ownership.....	100.000 ...	CVS Health Corporation .....	...NO.....	...0 .....
.0001...	CVS HEALTH GROUP .....	.....16132 .....	47-5548221 ..	.....	.....	.....	Texas Health + Aetna Health Plan Inc. ....	..TX.....	.....IA.....	Company .....	Ownership.....	100.000 ...	CVS Health Corporation .....	...NO.....	...0 .....
.0001...	CVS HEALTH GROUP .....	.....95109 .....	23-2169745 ..	.....	.....	.....	Aetna Health Inc. ....	..PA.....	.....IA.....	Aetna Health Holdings, LLC .....	Ownership.....	100.000 ...	CVS Health Corporation .....	...NO.....	...0 .....
.0001...	CVS HEALTH GROUP .....	.....00000 .....	45-4901541 ..	.....	.....	.....	Aetna ACO Holdings, Inc. ....	..DE.....	.....NIA.....	Aetna Health Inc. (PA) .....	Ownership.....	39.500 .....	CVS Health Corporation .....	...YES.....	...2 .....
.0001...	CVS HEALTH GROUP .....	.....00000 .....	20-0438576 ..	.....	.....	.....	Niagara Re, Inc. ....	..NY.....	.....NIA.....	Prodigy Health Group, Inc. ....	Ownership.....	100.000 ...	CVS Health Corporation .....	...NO.....	...0 .....
.0001...	CVS HEALTH GROUP .....	.....00000 .....	52-2200070 ..	.....	.....	.....	Performax, Inc. ....	..DE.....	.....NIA.....	Prodigy Health Group, Inc. ....	Ownership.....	100.000 ...	CVS Health Corporation .....	...NO.....	...0 .....
.0001...	CVS HEALTH GROUP .....	.....00000 .....	87-0632355 ..	.....	.....	.....	Scrip World, LLC .....	..UT.....	.....NIA.....	Prodigy Health Group, Inc. ....	Ownership.....	100.000 ...	CVS Health Corporation .....	...NO.....	...0 .....
.0001...	CVS HEALTH GROUP .....	.....00000 .....	27-1760756 ..	.....	.....	.....	Precision Benefit Services, Inc. ....	..DE.....	.....NIA.....	Prodigy Health Group, Inc. ....	Ownership.....	100.000 ...	CVS Health Corporation .....	...NO.....	...0 .....
.0001...	CVS HEALTH GROUP .....	.....00000 .....	31-1368946 ..	.....	.....	.....	American Health Holding, Inc. ....	..OH.....	.....NIA.....	Prodigy Health Group, Inc. ....	Ownership.....	100.000 ...	CVS Health Corporation .....	...NO.....	...0 .....
.0001...	CVS HEALTH GROUP .....	.....00000 .....	16-1264154 ..	.....	.....	.....	Meritain Health, Inc. ....	..NY.....	.....NIA.....	Prodigy Health Group, Inc. ....	Ownership.....	100.000 ...	CVS Health Corporation .....	...NO.....	...0 .....
.0001...	CVS HEALTH GROUP .....	.....00000 .....	86-0537707 ..	.....	.....	.....	Adminco, Inc. ....	..AZ.....	.....NIA.....	Aetna Health Holdings, LLC .....	Ownership.....	100.000 ...	CVS Health Corporation .....	...NO.....	...0 .....
.0001...	CVS HEALTH GROUP .....	.....00000 .....	86-0527428 ..	.....	.....	.....	Administrative Enterprises, Inc. ....	..AZ.....	.....NIA.....	Meritain Health, Inc. ....	Ownership.....	100.000 ...	CVS Health Corporation .....	...NO.....	...0 .....
.0001...	CVS HEALTH GROUP .....	.....00000 .....	16-1684061 ..	.....	.....	.....	U.S. Healthcare Holdings, LLC .....	..OH.....	.....NIA.....	Meritain Health, Inc. ....	Ownership.....	100.000 ...	CVS Health Corporation .....	...NO.....	...0 .....
.0001...	CVS HEALTH GROUP .....	.....00000 .....	34-1670299 ..	.....	.....	.....	Prime Net, Inc. ....	..OH.....	.....NIA.....	Meritain Health, Inc. ....	Ownership.....	100.000 ...	CVS Health Corporation .....	...NO.....	...0 .....
.0001...	CVS HEALTH GROUP .....	.....00000 .....	34-1348032 ..	.....	.....	.....	Professional Risk Management, Inc. ....	..OH.....	.....NIA.....	Meritain Health, Inc. ....	Ownership.....	100.000 ...	CVS Health Corporation .....	...NO.....	...0 .....
.0001...	CVS HEALTH GROUP .....	.....68500 .....	62-1181209 ..	.....	.....	.....	Continental Life Insurance Company of Brentwood, Tennessee .....	..TN.....	.....IA.....	Aetna Inc. ....	Ownership.....	100.000 ...	CVS Health Corporation .....	...NO.....	...0 .....
.0001...	CVS HEALTH GROUP .....	.....12321 .....	20-2901054 ..	.....	.....	.....	American Continental Insurance Company .....	..TN.....	.....IA.....	Brentwood, Tennessee .....	Ownership.....	100.000 ...	CVS Health Corporation .....	...NO.....	...0 .....
.0001...	CVS HEALTH GROUP .....	.....60054 .....	06-6033492 ..	.....	.....	.....	Aetna Life Insurance Company .....	..CT.....	.....IA.....	Aetna Inc. ....	Ownership.....	100.000 ...	CVS Health Corporation .....	...NO.....	...0 .....
.0001...	CVS HEALTH GROUP .....	.....00000 .....	45-4901541 ..	.....	.....	.....	Aetna ACO Holdings, Inc. ....	..DE.....	.....NIA.....	Aetna Life Insurance Company .....	Ownership.....	60.300 .....	CVS Health Corporation .....	...YES.....	...2 .....
.0001...	CVS HEALTH GROUP .....	.....00000 .....	06-1270755 ..	.....	.....	.....	AHP Holdings, Inc. ....	..CT.....	.....NIA.....	Aetna Life Insurance Company .....	Ownership.....	100.000 ...	CVS Health Corporation .....	...NO.....	...0 .....
.0001...	CVS HEALTH GROUP .....	.....00000 .....	06-1028469 ..	.....	.....	.....	AE Fourteen, Incorporated .....	..CT.....	.....NIA.....	AHP Holdings, Inc. ....	Ownership.....	100.000 ...	CVS Health Corporation .....	...NO.....	...0 .....
.0001...	CVS HEALTH GROUP .....	.....00000 .....	06-1373153 ..	.....	.....	.....	Aetna Life Assignment Company .....	..CT.....	.....NIA.....	AHP Holdings, Inc. ....	Ownership.....	100.000 ...	CVS Health Corporation .....	...NO.....	...0 .....
.0001...	CVS HEALTH GROUP .....	.....00000 .....	20-3678339 ..	.....	.....	.....	PE Holdings, LLC .....	..CT.....	.....NIA.....	Aetna Life Insurance Company .....	Ownership.....	100.000 ...	CVS Health Corporation .....	...NO.....	...0 .....
.0001...	CVS HEALTH GROUP .....	.....00000 .....	06-1423207 ..	.....	.....	.....	Aetna Resources L.L.C. ....	..DE.....	.....NIA.....	Aetna Life Insurance Company .....	Ownership.....	100.000 ...	CVS Health Corporation .....	...NO.....	...0 .....
.0001...	CVS HEALTH GROUP .....	.....00000 .....	.....	.....	.....	.....	Canal Place, LLC .....	..DE.....	.....NIA.....	Aetna Life Insurance Company .....	Ownership.....	100.000 ...	CVS Health Corporation .....	...NO.....	...0 .....
.0001...	CVS HEALTH GROUP .....	.....00000 .....	20-3180700 ..	.....	.....	.....	Aetna Ventures, LLC .....	..DE.....	.....NIA.....	Aetna Life Insurance Company .....	Ownership.....	100.000 ...	CVS Health Corporation .....	...NO.....	...0 .....
.0001...	CVS HEALTH GROUP .....	.....00000 .....	58-2160656 ..	.....	.....	.....	Coram Clinical Trials, Inc. ....	..DE.....	.....NIA.....	Aetna Life Insurance Company .....	Ownership.....	25.000 .....	CVS Health Corporation .....	...NO.....	...8 .....
.0001...	CVS HEALTH GROUP .....	.....00000 .....	85-3918720 ..	.....	.....	.....	CVS Cabot Holdings Inc. ....	..DE.....	.....NIA.....	Coram Clinical Trials, Inc. ....	Ownership.....	99.720 .....	CVS Health Corporation .....	...NO.....	...9 .....
.0001...	CVS HEALTH GROUP .....	.....00000 .....	85-3918567 ..	.....	.....	.....	CVS Shaw Holdings Inc. ....	..DE.....	.....NIA.....	Coram Clinical Trials, Inc. ....	Ownership.....	99.720 .....	CVS Health Corporation .....	...NO.....	...10 .....
.0001...	CVS HEALTH GROUP .....	.....00000 .....	31-1001351 ..	.....	.....	.....	Omnicare, LLC .....	..DE.....	.....NIA.....	CVS Cabot Holdings Inc .....	Ownership.....	49.860 .....	CVS Health Corporation .....	...NO.....	...11 .....
.0001...	CVS HEALTH GROUP .....	.....00000 .....	31-1001351 ..	.....	.....	.....	Omnicare, LLC .....	..DE.....	.....NIA.....	CVS Shaw Holdings Inc .....	Ownership.....	49.860 .....	CVS Health Corporation .....	...NO.....	...11 .....
.0001...	CVS HEALTH GROUP .....	.....00000 .....	41-2035961 ..	.....	.....	.....	Aetna Financial Holdings, LLC .....	..DE.....	.....NIA.....	Aetna Inc. ....	Ownership.....	100.000 ...	CVS Health Corporation .....	...NO.....	...0 .....
.0001...	CVS HEALTH GROUP .....	.....00000 .....	26-2030792 ..	.....	.....	.....	Aetna Asset Advisors, LLC .....	..DE.....	.....NIA.....	Aetna Financial Holdings, LLC .....	Ownership.....	100.000 ...	CVS Health Corporation .....	...NO.....	...0 .....



STATEMENT AS OF SEPTEMBER 30, 2023 OF THE Aetna Health of Ohio Inc.

SCHEDULE Y  
PART 1A - DETAIL OF INSURANCE HOLDING COMPANY SYSTEM

1	2	3	4	5	6	7	8	9	10	11	12 Type of Control (Ownership, Board, Management, Attorney-in-Fact, Influence, Other)	13 If Control is Owner- ship Provide Percent- age	14 Ultimate Controlling Entity(ies)/Person(s)	15 Is an SCA Filing Re- quired? (Yes/No)	16 *
Group Code	Group Name	NAIC Company Code	ID Number	Federal RSSD	CIK	Name of Securities Exchange if Publicly Traded (U.S. or International)	Names of Parent, Subsidiaries Or Affiliates	Domi- ciliary Loca- tion	Rela- tion- ship to Report- ing Entity	Directly Controlled by (Name of Entity/Person)					
.0001	CVS HEALTH GROUP	00000	23-2354500				U.S. Healthcare Properties, Inc.	PA	NIA	Aetna Financial Holdings, LLC	Ownership	100.000	CVS Health Corporation	NO	0
.0001	CVS HEALTH GROUP	00000	38-3704481				Aetna Capital Management, LLC	DE	NIA	Aetna Financial Holdings, LLC	Ownership	100.000	CVS Health Corporation	NO	0
.0001	CVS HEALTH GROUP	00000	11-3667142		0001314522		Aetna Partners Diversified Fund, LLC	DE	NIA	Aetna Capital Management, LLC	Ownership	100.000	CVS Health Corporation	NO	1
.0001	CVS HEALTH GROUP	00000	20-0446676				Aetna Workers' Comp Access, LLC	DE	NIA	Aetna Financial Holdings, LLC	Ownership	100.000	CVS Health Corporation	NO	0
.0001	CVS HEALTH GROUP	00000	20-0446713				Aetna Behavioral Health, LLC	DE	NIA	Aetna Financial Holdings, LLC	Ownership	100.000	CVS Health Corporation	NO	0
.0001	CVS HEALTH GROUP	00000	23-2670015				Managed Care Coordinators, Inc.	DE	NIA	Aetna Financial Holdings, LLC	Ownership	100.000	CVS Health Corporation	NO	0
.0001	CVS HEALTH GROUP	00000	59-3269144				Horizon Behavioral Services, LLC	DE	NIA	Aetna Financial Holdings, LLC	Ownership	100.000	CVS Health Corporation	NO	0
.0001	CVS HEALTH GROUP	00000	61-1193498				Employee Assistance Services, LLC	KY	NIA	Horizon Behavioral Services, LLC	Ownership	100.000	CVS Health Corporation	NO	0
.0001	CVS HEALTH GROUP	00000	33-0052273				Health and Human Resource Center, Inc.	CA	IA	Horizon Behavioral Services, LLC	Ownership	100.000	CVS Health Corporation	NO	0
.0001	CVS HEALTH GROUP	00000	75-2420973				Resources for Living, LLC	TX	NIA	Horizon Behavioral Services, LLC	Ownership	100.000	CVS Health Corporation	NO	0
.0001	CVS HEALTH GROUP	00000	36-3681261				The Vasquez Group Inc.	IL	NIA	Horizon Behavioral Services, LLC	Ownership	100.000	CVS Health Corporation	NO	0
.0001	CVS HEALTH GROUP	00000	22-3178125				Work and Family Benefits, Inc.	NJ	NIA	Horizon Behavioral Services, LLC	Ownership	100.000	CVS Health Corporation	NO	0
.0001	CVS HEALTH GROUP	00000	27-1773021				FairCost LLC	CT	NIA	Aetna Health Holdings, LLC	Ownership	100.000	CVS Health Corporation	NO	0
.0001	CVS HEALTH GROUP	78700	06-0876836				Aetna Health and Life Insurance Company	CT	IA	Aetna Inc.	Ownership	100.000	CVS Health Corporation	NO	0
.0001	CVS HEALTH GROUP	72052	23-2710210				Aetna Health Insurance Company	PA	IA	Aetna Inc.	Ownership	100.000	CVS Health Corporation	NO	0
.0001	CVS HEALTH GROUP	84450	57-0805126				Aetna Health Insurance Company of New York	NY	IA	Aetna Inc.	Ownership	100.000	CVS Health Corporation	NO	0
.0001	CVS HEALTH GROUP	00000	06-1571642				Aetna International LLC	CT	NIA	Aetna Life Insurance Company	Ownership	100.000	CVS Health Corporation	NO	0
.0001	CVS HEALTH GROUP	00000	98-0211470				Aetna Life & Casualty (Bermuda) Ltd.	BMU	IA	Aetna International LLC	Ownership	100.000	CVS Health Corporation	NO	0
.0001	CVS HEALTH GROUP	00000					Aetna Insurance (Singapore) PTE. LTD.	SGP	IA	Aetna International LLC	Ownership	100.000	CVS Health Corporation	NO	0
.0001	CVS HEALTH GROUP	00000	86-1455140				Aetna International Ex Pat LLC	DE	NIA	Aetna International LLC	Ownership	100.000	CVS Health Corporation	NO	0
.0001	CVS HEALTH GROUP	00000					Aetna Global Benefits (Bermuda) Limited	BMU	NIA	Aetna International LLC	Ownership	100.000	CVS Health Corporation	NO	0
.0001	CVS HEALTH GROUP	00000					Goodhealth Worldwide (Global) Limited	BMU	NIA	Aetna Global Benefits (Bermuda) Limited	Ownership	100.000	CVS Health Corporation	NO	0
.0001	CVS HEALTH GROUP	00000					Aetna Global Benefits (Europe) Limited	GBR	NIA	Aetna Global Benefits (Bermuda) Limited	Ownership	100.000	CVS Health Corporation	NO	0
.0001	CVS HEALTH GROUP	00000					Goodhealth Worldwide (Asia) Limited	HKG	NIA	Aetna Global Benefits (Bermuda) Limited	Ownership	100.000	CVS Health Corporation	NO	0
.0001	CVS HEALTH GROUP	00000					Aetna Global Benefits Limited	ARE	NIA	Aetna Global Benefits (Bermuda) Limited	Ownership	100.000	CVS Health Corporation	NO	0
.0001	CVS HEALTH GROUP	00000					PT. Aetna Global Benefits Indonesia	IDN	NIA	Aetna Global Benefits (Bermuda) Limited	Ownership	80.000	CVS Health Corporation	NO	3
.0001	CVS HEALTH GROUP	00000					Aetna Global Benefits (Middle East) LLC	ARE	NIA	Aetna Global Benefits (Bermuda) Limited	Ownership	49.000	CVS Health Corporation	NO	4
							Aetna Global Benefits (Asia Pacific) Limited								
.0001	CVS HEALTH GROUP	00000						HKG	NIA	Aetna Global Benefits (Bermuda) Limited	Ownership	100.000	CVS Health Corporation	NO	0
.0001	CVS HEALTH GROUP	00000					PT Aetna Management Consulting	IDN	NIA	Aetna International LLC	Ownership	77.000	CVS Health Corporation	NO	0
.0001	CVS HEALTH GROUP	00000					Spinnaker Topco Limited	BMU	NIA	Aetna Global Benefits (Bermuda) Limited	Ownership	100.000	CVS Health Corporation	NO	0
.0001	CVS HEALTH GROUP	00000					Spinnaker Bidco Limited	GBR	NIA	Spinnaker Topco Limited	Ownership	100.000	CVS Health Corporation	NO	0
.0001	CVS HEALTH GROUP	00000					Aetna Holdco (UK) Limited	GBR	NIA	Spinnaker Bidco Limited	Ownership	100.000	CVS Health Corporation	NO	0
							Aetna Global Benefits (Asia Pacific)								
.0001	CVS HEALTH GROUP	00000					PT Aetna Management Consulting	IDN	NIA	Limited	Ownership	23.000	CVS Health Corporation	NO	0
.0001	CVS HEALTH GROUP	00000					Aetna Global Benefits (UK) Limited	GBR	NIA	Aetna Holdco (UK) Limited	Ownership	100.000	CVS Health Corporation	NO	0
.0001	CVS HEALTH GROUP	00000					Aetna Insurance Company Limited	GBR	IA	Aetna Holdco (UK) Limited	Ownership	100.000	CVS Health Corporation	NO	0
							Aetna Health Insurance Company of Europe DAC								
.0001	CVS HEALTH GROUP	00000						IRL	IA	Aetna International LLC	Ownership	100.000	CVS Health Corporation	NO	0
							Aetna (Shanghai) Enterprise Services Co. Ltd.								
.0001	CVS HEALTH GROUP	00000						CHN	NIA	Aetna International LLC	Ownership	100.000	CVS Health Corporation	NO	0
							Aetna (Beijing) Enterprise Management								
.0001	CVS HEALTH GROUP	00000					Services Co., Ltd.	CHN	NIA	Ltd.	Ownership	100.000	CVS Health Corporation	NO	0
.0001	CVS HEALTH GROUP	00000					Aetna Global Benefits (Singapore) PTE. LTD.	SGP	NIA	Aetna International LLC	Ownership	100.000	CVS Health Corporation	NO	0
.0001	CVS HEALTH GROUP	00000	22-2578985				AUSHC Holdings, Inc.	CT	NIA	Aetna Inc.	Ownership	100.000	CVS Health Corporation	NO	0
.0001	CVS HEALTH GROUP	00000					Aetna Global Holdings Limited	GBR	NIA	Aetna International LLC	Ownership	100.000	CVS Health Corporation	NO	0
.0001	CVS HEALTH GROUP	00000					Aetna Insurance (Hong Kong) Limited	HKG	IA	Aetna Global Holdings Limited	Ownership	100.000	CVS Health Corporation	NO	0
.0001	CVS HEALTH GROUP	00000	06-1182176				PHPSNE Parent Corporation	DE	NIA	AUSHC Holdings, Inc.	Ownership	55.000	CVS Health Corporation	NO	5
.0001	CVS HEALTH GROUP	00000	52-2182411				Active Health Management, Inc.	DE	NIA	Aetna Inc.	Ownership	100.000	CVS Health Corporation	NO	0

**SCHEDULE Y**  
**PART 1A - DETAIL OF INSURANCE HOLDING COMPANY SYSTEM**

1	2	3	4	5	6	7	8	9	10	11	12	13	14	15	16
Group Code	Group Name	NAIC Company Code	ID Number	Federal RSSD	CIK	Name of Securities Exchange if Publicly Traded (U.S. or International)	Names of Parent, Subsidiaries Or Affiliates	Domi-ciliary Location	Relation-ship to Reporting Entity	Directly Controlled by (Name of Entity/Person)	Type of Control (Ownership, Board, Management, Attorney-in-Fact, Influence, Other)	If Control is Ownership Provide Percen-tage	Ultimate Controlling Entity(ies)/Person(s)	Is an SCA Filing Re-quired? (Yes/No)	*
.0001	CVS HEALTH GROUP	00000	47-0970432				Health Data & Management Solutions, Inc.	DE	NIA	Active Health Management, Inc.	Ownership	100.000	CVS Health Corporation	NO	0
.0001	CVS HEALTH GROUP	13980	27-2192415				Health Re, Inc.	VT	IA	Aetna Inc.	Ownership	100.000	CVS Health Corporation	NO	0
.0001	CVS HEALTH GROUP	00000	81-0579372				Phoenix Data Solutions LLC	DE	NIA	Aetna Inc.	Ownership	100.000	CVS Health Corporation	NO	0
.0001	CVS HEALTH GROUP	00000	51-0029326				ASI Wings, LLC	DE	NIA	Aetna Inc.	Ownership	100.000	CVS Health Corporation	NO	0
.0001	CVS HEALTH GROUP	00000	47-4556274				Echo Merger Sub, Inc.	DE	NIA	Aetna Inc.	Ownership	100.000	CVS Health Corporation	NO	0
.0001	CVS HEALTH GROUP	00000	47-4547145				Aetna Corporate Services, LLC	DE	NIA	Aetna Inc.	Ownership	100.000	CVS Health Corporation	NO	0
.0001	CVS HEALTH GROUP	00000	85-3918720				CVS Cabot Holdings Inc.	DE	NIA	Aetna Inc.	Ownership	0.280	CVS Health Corporation	NO	9
.0001	CVS HEALTH GROUP	00000	85-3918567				CVS Shaw Holdings Inc.	DE	NIA	Aetna Inc.	Ownership	0.280	CVS Health Corporation	NO	10
.0001	CVS HEALTH GROUP	00000	31-1001351				Omnicare, LLC	DE	NIA	Aetna Inc.	Ownership	0.280	CVS Health Corporation	NO	11
.0001	CVS HEALTH GROUP	81973	75-1296086				Coventry Health and Life Insurance Company	MO	IA	Aetna Health Holdings, LLC	Ownership	100.000	CVS Health Corporation	NO	0
							Aetna Better Health of Kentucky Insurance Company			Coventry Health and Life Insurance Company					
.0001	CVS HEALTH GROUP	15761	47-3279217					KY	IA		Ownership	100.000	CVS Health Corporation	NO	0
.0001	CVS HEALTH GROUP	00000	52-1801446				Group Dental Service, Inc.	MD	NIA	Aetna Health Holdings, LLC	Ownership	100.000	CVS Health Corporation	NO	0
.0001	CVS HEALTH GROUP	95846	52-2056201				Group Dental Service of Maryland, Inc.	MD	NIA	Group Dental Service, Inc.	Ownership	100.000	CVS Health Corporation	NO	14
.0001	CVS HEALTH GROUP	00000	81-4345344				Aetna Network Services LLC	CT	NIA	Aetna Health Holdings, LLC	Ownership	100.000	CVS Health Corporation	NO	0
.0001	CVS HEALTH GROUP	95241	42-1244752				Aetna Health of Iowa Inc.	IA	IA	Aetna Health Holdings, LLC	Ownership	100.000	CVS Health Corporation	NO	0
.0001	CVS HEALTH GROUP	95925	42-1308659				Coventry Health Care of Nebraska, Inc.	NE	IA	Aetna Health Holdings, LLC	Ownership	100.000	CVS Health Corporation	NO	0
							Aetna Risk Assurance Company of Connecticut Inc.	CT	IA	Aetna Health Holdings, LLC	Ownership	100.000	CVS Health Corporation	NO	0
.0001	CVS HEALTH GROUP	95173	74-2381406				Aetna Health Inc.	LA	IA	Aetna Health Holdings, LLC	Ownership	100.000	CVS Health Corporation	NO	0
							Coventry Prescription Management Services, Inc.								
.0001	CVS HEALTH GROUP	00000	47-0854096					NV	NIA	Aetna Health Holdings, LLC	Ownership	100.000	CVS Health Corporation	NO	0
.0001	CVS HEALTH GROUP	16148	81-3564875				Aetna Better Health of Nevada Inc.	NV	NIA	Aetna Health Holdings, LLC	Ownership	100.000	CVS Health Corporation	NO	0
.0001	CVS HEALTH GROUP	96555	54-1576305				Coventry Health Care of Virginia, Inc.	VA	IA	Aetna Health Holdings, LLC	Ownership	100.000	CVS Health Corporation	NO	0
.0001	CVS HEALTH GROUP	96377	43-1372307				Coventry Health Care of Missouri, Inc.	MO	IA	Aetna Health Holdings, LLC	Ownership	100.000	CVS Health Corporation	NO	0
.0001	CVS HEALTH GROUP	95318	43-1702094				Aetna Better Health of Missouri LLC	MO	IA	Aetna Health Holdings, LLC	Ownership	100.000	CVS Health Corporation	NO	0
.0001	CVS HEALTH GROUP	95408	55-0712129				Coventry Health Care of West Virginia, Inc.	WV	IA	Aetna Health Holdings, LLC	Ownership	100.000	CVS Health Corporation	NO	0
.0001	CVS HEALTH GROUP	00000	62-1411933				Coventry HealthCare Management Corporation	DE	NIA	Aetna Health Holdings, LLC	Ownership	100.000	CVS Health Corporation	NO	0
.0001	CVS HEALTH GROUP	15827	47-4352768				Aetna HealthAssurance Pennsylvania, Inc.	PA	IA	Aetna Health Holdings, LLC	Ownership	100.000	CVS Health Corporation	NO	0
.0001	CVS HEALTH GROUP	95489	48-0840330				Coventry Health Care of Kansas, Inc.	KS	IA	Aetna Health Holdings, LLC	Ownership	100.000	CVS Health Corporation	NO	0
.0001	CVS HEALTH GROUP	16072	81-3370401				Aetna Better Health of Kansas Inc.	KS	IA	Aetna Health Holdings, LLC	Ownership	100.000	CVS Health Corporation	NO	0
.0001	CVS HEALTH GROUP	12193	20-1052897				Aetna Better Health of Michigan Inc.	MI	IA	Aetna Health Holdings, LLC	Ownership	100.000	CVS Health Corporation	NO	0
.0001	CVS HEALTH GROUP	95407	87-0345631				Aetna Health of Utah Inc.	UT	IA	Aetna Health Holdings, LLC	Ownership	100.000	CVS Health Corporation	NO	0
.0001	CVS HEALTH GROUP	00000	20-4416606				Aetna Better Health of Tennessee Inc.	TN	NIA	Aetna Health Holdings, LLC	Ownership	100.000	CVS Health Corporation	NO	0
.0001	CVS HEALTH GROUP	74160	37-1241037				Coventry Health Care of Illinois, Inc.	IL	IA	Aetna Health Holdings, LLC	Ownership	100.000	CVS Health Corporation	NO	0
							Coventry Health Care National Accounts, Inc.								
.0001	CVS HEALTH GROUP	00000	20-8070994					DE	NIA	Aetna Health Holdings, LLC	Ownership	100.000	CVS Health Corporation	NO	0
.0001	CVS HEALTH GROUP	00000	20-5185442				Coventry Health Care National Network, Inc.	DE	NIA	Aetna Health Holdings, LLC	Ownership	100.000	CVS Health Corporation	NO	0
.0001	CVS HEALTH GROUP	00000	26-1293772				Coventry Consumer Advantage, Inc.	DE	NIA	Aetna Health Holdings, LLC	Ownership	100.000	CVS Health Corporation	NO	0
.0001	CVS HEALTH GROUP	00000	20-1736437				First Health Group Corp.	DE	NIA	Aetna Health Holdings, LLC	Ownership	100.000	CVS Health Corporation	NO	0
							First Health Life & Health Insurance Company								
.0001	CVS HEALTH GROUP	90328	38-2242132					TX	IA	First Health Group Corp.	Ownership	100.000	CVS Health Corporation	NO	0
.0001	CVS HEALTH GROUP	00000	91-1832429				First Choice of the Midwest LLC	SD	NIA	First Health Group Corp.	Ownership	100.000	CVS Health Corporation	NO	0
.0001	CVS HEALTH GROUP	00000	52-1320522				Claims Administration Corp.	MD	NIA	First Health Group Corp.	Ownership	100.000	CVS Health Corporation	NO	0
.0001	CVS HEALTH GROUP	00000	20-1130063				Florida Health Plan Administrators, LLC	FL	NIA	Aetna Health Holdings, LLC	Ownership	100.000	CVS Health Corporation	NO	0
.0001	CVS HEALTH GROUP	95114	65-0986441				Aetna Better Health of Florida Inc.	FL	IA	Florida Health Plan Administrators, LLC	Ownership	100.000	CVS Health Corporation	NO	0
.0001	CVS HEALTH GROUP	95266	65-0453436				Coventry Health Plan of Florida, Inc.	FL	IA	Florida Health Plan Administrators, LLC	Ownership	100.000	CVS Health Corporation	NO	0
.0001	CVS HEALTH GROUP	00000	59-3750548				CareFree Insurance Services, Inc.	FL	NIA	Florida Health Plan Administrators, LLC	Ownership	100.000	CVS Health Corporation	NO	0
.0001	CVS HEALTH GROUP	00000	26-1582982				MHNet Specialty Services, LLC	MD	NIA	Aetna Health Holdings, LLC	Ownership	100.000	CVS Health Corporation	NO	0

SCHEDULE Y  
PART 1A - DETAIL OF INSURANCE HOLDING COMPANY SYSTEM

1	2	3	4	5	6	7	8	9	10	11	12	13	14	15	16
Group Code	Group Name	NAIC Company Code	ID Number	Federal RSSD	CIK	Name of Securities Exchange if Publicly Traded (U.S. or International)	Names of Parent, Subsidiaries Or Affiliates	Domi-ciliary Loca-tion	Rela-tion-ship to Reporting Entity	Directly Controlled by (Name of Entity/Person)	Type of Control (Ownership, Board, Management, Attorney-in-Fact, Influence, Other)	If Control is Owner-ship Provide Percen-tage	Ultimate Controlling Entity(ies)/Person(s)	Is an SCA Filing Re-quired? (Yes/No)	*
. 0001 ...	CVS HEALTH GROUP .....	.... 00000 ....	37-1448790 ..	.....	.....	.....	Mental Health Network of New York IPA, Inc. ....	.. NY.....	..... NIA.....	MHNet Specialty Services, LLC .....	Ownership.....	.. 100.000 ...	CVS Health Corporation .....	.... NO.....	.... 0 .....
. 0001 ...	CVS HEALTH GROUP .....	.... 00000 ....	72-1106596 ..	.....	.....	.....	Mental Health Associates, Inc. ....	.. LA.....	..... NIA.....	MHNet Specialty Services, LLC .....	Ownership.....	.. 100.000 ...	CVS Health Corporation .....	.... NO.....	.... 0 .....
. 0001 ...	CVS HEALTH GROUP .....	.... 16242 ....	81-5030233 ..	.....	.....	.....	Aetna Better Health of Washington, Inc. ....	.. WA.....	..... IA.....	Aetna Health Holdings, LLC .....	Ownership.....	.. 100.000 ...	CVS Health Corporation .....	.... NO.....	.... 0 .....
. 0001 ...	CVS HEALTH GROUP .....	.... 00000 ....	81-5212760 ..	.....	.....	.....	Banner Health and Aetna Health Insurance Holding Company LLC .....	.. DE.....	..... NIA.....	Aetna ACO Holdings, Inc. ....	Ownership.....	.. 50.000 ....	CVS Health Corporation .....	.... NO.....	.... 6 .....
. 0001 ...	CVS HEALTH GROUP .....	.... 16058 ....	81-5281115 ..	.....	.....	.....	Banner Health and Aetna Health Insurance Company .....	.. AZ.....	..... IA.....	Banner Health and Aetna Health Insurance Holding Company LLC .....	Ownership.....	.. 100.000 ...	CVS Health Corporation .....	.... NO.....	.... 0 .....
. 0001 ...	CVS HEALTH GROUP .....	.... 16059 ....	81-5290023 ..	.....	.....	.....	Banner Health and Aetna Health Plan Inc. ....	.. AZ.....	..... IA.....	Banner Health and Aetna Health Insurance Holding Company LLC .....	Ownership.....	.. 100.000 ...	CVS Health Corporation .....	.... NO.....	.... 0 .....
. 0001 ...	CVS HEALTH GROUP .....	.... 00000 ....	81-5112888 ..	.....	.....	.....	Allina Health and Aetna Health Insurance Holding Company LLC .....	.. DE.....	..... NIA.....	Aetna ACO Holdings, Inc. ....	Ownership.....	.. 50.000 ....	CVS Health Corporation .....	.... NO.....	.... 7 .....
. 0001 ...	CVS HEALTH GROUP .....	.... 16194 ....	82-2091197 ..	.....	.....	.....	Allina Health and Aetna Insurance Company ...	.. MN.....	..... IA.....	Allina Health and Aetna Health Insurance Holding Company LLC .....	Ownership.....	.. 100.000 ...	CVS Health Corporation .....	.... NO.....	.... 0 .....
. 0001 ...	CVS HEALTH GROUP .....	.... 17352 ....	87-2843387 ..	.....	.....	.....	Allina Health and Aetna Insurance Holding Company LLC .....	.. DE.....	..... NIA.....	Aetna ACO Holdings, Inc. ....	Ownership.....	.. 100.000 ...	CVS Health Corporation .....	.... NO.....	.... 0 .....
. 0001 ...	CVS HEALTH GROUP .....	.... 00000 ....	82-2171057 ..	.....	.....	.....	Sutter Health and Aetna Administrative Services LLC .....	.. DE.....	..... NIA.....	Sutter Health and Aetna Insurance Holding Company LLC .....	Ownership.....	.. 100.000 ...	CVS Health Corporation .....	.... NO.....	.... 0 .....
. 0001 ...	CVS HEALTH GROUP .....	.... 00000 ....	82-2560624 ..	.....	.....	.....	Sutter Health and Aetna Insurance Company ...	.. CA.....	..... IA.....	Sutter Health and Aetna Insurance Holding Company LLC .....	Ownership.....	.. 100.000 ...	CVS Health Corporation .....	.... NO.....	.... 0 .....
. 0001 ...	CVS HEALTH GROUP .....	.... 16979 ....	82-2567822 ..	.....	.....	.....	Aetna Better Health of North Carolina Inc. ...	.. NC.....	..... IA.....	Aetna Health Holdings, LLC .....	Ownership.....	.. 100.000 ...	CVS Health Corporation .....	.... NO.....	.... 0 .....
. 0001 ...	CVS HEALTH GROUP .....	.... 14053 ....	27-2186150 ..	.....	.....	.....	Aetna Better Health of Illinois Inc. ....	.. IL.....	..... IA.....	Aetna Health Holdings, LLC .....	Ownership.....	.. 100.000 ...	CVS Health Corporation .....	.... NO.....	.... 0 .....
. 0001 ...	CVS HEALTH GROUP .....	.... 00000 ....	87-3223066 ..	.....	.....	.....	Aetna Better Health of Indiana Inc. ....	.. IN.....	..... NIA.....	Aetna Health Holdings, LLC .....	Ownership.....	.. 100.000 ...	CVS Health Corporation .....	.... NO.....	.... 0 .....
. 0001 ...	CVS HEALTH GROUP .....	.... 00000 ....	.....	.....	.....	.....	CVS Health Venture Fund, LP .....	.. DE.....	..... NIA.....	Aetna Life Insurance Company .....	Ownership.....	.. 100.000 ...	CVS Health Corporation .....	.... NO.....	.... 12 ....

Asterisk	Explanation
1 .....	Aetna Capital Management, LLC is the managing member of Aetna Partners Diversified Fund, LLC ("APDF"). APDF is a fund of hedge funds and certain other subsidiaries of CVS Health Group invest in this fund, which does not confer any managing or controlling ownership interests in APDF. Aetna Life Insurance Company is the largest investor in APDF and currently owns a majority of the non-managing member interests of APDF. ....
2 .....	Aetna ACO Holdings Inc. is owned by Aetna Life Insurance Company (302 shares); Aetna Health Inc. (PA) (198 shares); and Aetna Health Holdings, LLC (1 share). ....
3 .....	PT. Aetna Global Benefits Indonesia is also 20% owned by Suhatsyah Rivai, Aetna's Nominee. ....
4 .....	Aetna Global Benefits (Middle East) LLC is also 51% owned by Euro Gulf LLC, Aetna's Nominee. ....
5 .....	PHPSNE Parent Corporation is 55% owned by AUSHC Holdings, Inc. The remaining 45% is owned by thirteen different hospitals (non-affiliates) which are shareholders with varying degrees of ownership. ....
6 .....	Banner Health and Aetna Health Insurance Holding Company LLC is also 50% owned by Banner Health. ....
7 .....	Allina Health and Aetna Insurance Holding Company LLC is also 50% owned by Allina Health System. ....
8 .....	Coram Clinical Trials, Inc. is 75% owned by CVS Pharmacy, Inc. and 25% owned by Aetna Life Insurance Company. ....
9 .....	CVS Cabot Holdings Inc is owned 99.72% by Coram Clinical Trials, Inc. and 0.28% owned by Aetna Inc. ....
10 .....	CVS Shaw Holdings Inc is owned 99.72% by Coram Clinical Trials, Inc. and 0.28% owned by Aetna Inc. ....
11 .....	Omnicare, LLC is 0.28% owned by Aetna Inc. The Company is also owned by CVS Cabot Holdings Inc. and CVS Shaw Holdings Inc., with 49.86% each ownership. ....
12 .....	CVS Health Venture Fund, LP is also 0.1% owned by CVS Health Ventures Fund GP, LLC ....
13 .....	Medical Examinations of New York, P.C. is owned via a nominee. ....
14 .....	Effective October 1, 2023, Group Dental Service of Maryland, Inc. was merged into Group Dental Service, Inc. ....

SUPPLEMENTAL EXHIBITS AND SCHEDULES INTERROGATORIES

The following supplemental reports are required to be filed as part of your statement filing. However, in the event that your company does not transact the type of business for which the special report must be filed, your response of NO to the specific interrogatory will be accepted in lieu of filing a "NONE" report and a bar code will be printed below. If the supplement is required of your company but is not being filed for whatever reason enter SEE EXPLANATION and provide an explanation following the interrogatory questions.

	Response
1. Will the Medicare Part D Coverage Supplement be filed with the state of domicile and the NAIC with this statement? .....	NO

AUGUST FILING

2. Will the regulator-only (non-public) Communication of Internal Control Related Matters Noted in Audit be filed with the state of domicile and electronically with the NAIC (as a regulator-only non-public document) by August 1? The response for 1st and 3rd quarters should be N/A. A NO response resulting with a bar code is only appropriate in the 2nd quarter. ....	N/A
--	-----

Explanation:

- 1. Business not written

Bar Code:

- 1. Medicare Part D Coverage Supplement [Document Identifier 365]



**OVERFLOW PAGE FOR WRITE-INS**

**NONE**

SCHEDULE A - VERIFICATION

Real Estate

	1	2
	Year to Date	Prior Year Ended December 31
1. Book/adjusted carrying value, December 31 of prior year .....		
2. Cost of acquired:		
2.1 Actual cost at time of acquisition .....		
2.2 Additional investment made after acquisition .....		
3. Current year change in encumbrances .....		
4. Total gain (loss) on disposals .....		
5. Deduct amounts received on disposals .....		
6. Total foreign exchange change in book/adjusted carrying value .....		
7. Deduct current year's other than temporary impairment recognized .....		
8. Deduct current year's depreciation .....		
9. Book/adjusted carrying value at the end of current period (Lines 1+2+3+4-5+6-7-8) .....		
10. Deduct total nonadmitted amounts .....		
11. Statement value at end of current period (Line 9 minus Line 10)		

SCHEDULE B - VERIFICATION

Mortgage Loans

	1	2
	Year to Date	Prior Year Ended December 31
1. Book value/recorded investment excluding accrued interest, December 31 of prior year .....		
2. Cost of acquired:		
2.1 Actual cost at time of acquisition .....		
2.2 Additional investment made after acquisition .....		
3. Capitalized deferred interest and other .....		
4. Accrual of discount .....		
5. Unrealized valuation increase (decrease) .....		
6. Total gain (loss) on disposals .....		
7. Deduct amounts received on disposals .....		
8. Deduct amortization of premium and mortgage interest paid and commitment fees .....		
9. Total foreign exchange change in book value/recorded investment excluding accrued interest .....		
10. Deduct current year's other than temporary impairment recognized .....		
11. Book value/recorded investment excluding accrued interest at end of current period (Lines 1+2+3+4+5+6-7-8+9-10) .....		
12. Total valuation allowance .....		
13. Subtotal (Line 11 plus Line 12) .....		
14. Deduct total nonadmitted amounts .....		
15. Statement value at end of current period (Line 13 minus Line 14)		

SCHEDULE BA - VERIFICATION

Other Long-Term Invested Assets

	1	2
	Year to Date	Prior Year Ended December 31
1. Book/adjusted carrying value, December 31 of prior year .....		
2. Cost of acquired:		
2.1 Actual cost at time of acquisition .....		
2.2 Additional investment made after acquisition .....		
3. Capitalized deferred interest and other .....		
4. Accrual of discount .....		
5. Unrealized valuation increase (decrease) .....		
6. Total gain (loss) on disposals .....		
7. Deduct amounts received on disposals .....		
8. Deduct amortization of premium and depreciation .....		
9. Total foreign exchange change in book/adjusted carrying value .....		
10. Deduct current year's other than temporary impairment recognized .....		
11. Book/adjusted carrying value at end of current period (Lines 1+2+3+4+5+6-7-8+9-10) .....		
12. Deduct total nonadmitted amounts .....		
13. Statement value at end of current period (Line 11 minus Line 12)		

SCHEDULE D - VERIFICATION

Bonds and Stocks

	1	2
	Year to Date	Prior Year Ended December 31
1. Book/adjusted carrying value of bonds and stocks, December 31 of prior year .....	38,057,828	13,883,523
2. Cost of bonds and stocks acquired .....	11,245,590	26,822,252
3. Accrual of discount .....	159,464	108,896
4. Unrealized valuation increase (decrease) .....	(4,229)	(555)
5. Total gain (loss) on disposals .....	(42,505)	
6. Deduct consideration for bonds and stocks disposed of .....	2,168,510	2,245,707
7. Deduct amortization of premium .....	62,703	80,676
8. Total foreign exchange change in book/adjusted carrying value .....	0	
9. Deduct current year's other than temporary impairment recognized .....	182,354	429,905
10. Total investment income recognized as a result of prepayment penalties and/or acceleration fees .....	(58,180)	
11. Book/adjusted carrying value at end of current period (Lines 1+2+3+4+5-6-7+8-9+10) .....	46,944,401	38,057,828
12. Deduct total nonadmitted amounts .....	0	
13. Statement value at end of current period (Line 11 minus Line 12)	46,944,401	38,057,828

STATEMENT AS OF SEPTEMBER 30, 2023 OF THE Aetna Health of Ohio Inc.

SCHEDULE D - PART 1B

Showing the Acquisitions, Dispositions and Non-Trading Activity  
During the Current Quarter for all Bonds and Preferred Stock by NAIC Designation

NAIC Designation	1 Book/Adjusted Carrying Value Beginning of Current Quarter	2 Acquisitions During Current Quarter	3 Dispositions During Current Quarter	4 Non-Trading Activity During Current Quarter	5 Book/Adjusted Carrying Value End of First Quarter	6 Book/Adjusted Carrying Value End of Second Quarter	7 Book/Adjusted Carrying Value End of Third Quarter	8 Book/Adjusted Carrying Value December 31 Prior Year
BONDS								
1. NAIC 1 (a) .....	121,926,124	497,278,720	484,533,816	1,254,973	117,756,542	121,926,124	135,926,001	120,940,436
2. NAIC 2 (a) .....	16,639,778	1,751,795	769,379	(14,448)	16,657,779	16,639,778	17,607,746	12,930,613
3. NAIC 3 (a) .....	503,484	0	0	(503,484)	489,886	503,484	0	550,019
4. NAIC 4 (a) .....	0	0	0	449,353	0	0	449,353	
5. NAIC 5 (a) .....	0	0	0	0	0	0	0	
6. NAIC 6 (a) .....	0	0	0	0	0	0	0	
7. Total Bonds	139,069,386	499,030,515	485,303,195	1,186,394	134,904,207	139,069,386	153,983,100	134,421,068
PREFERRED STOCK								
8. NAIC 1 .....	0	0	0	0	0	0	0	0
9. NAIC 2 .....	0	0	0	0	0	0	0	0
10. NAIC 3 .....	0	0	0	0	0	0	0	0
11. NAIC 4 .....	0	0	0	0	0	0	0	0
12. NAIC 5 .....	0	0	0	0	0	0	0	0
13. NAIC 6 .....	0	0	0	0	0	0	0	0
14. Total Preferred Stock .....	0	0	0	0	0	0	0	0
15. Total Bonds and Preferred Stock	139,069,386	499,030,515	485,303,195	1,186,394	134,904,207	139,069,386	153,983,100	134,421,068

(a) Book/Adjusted Carrying Value column for the end of the current reporting period includes the following amount of short-term and cash equivalent bonds by NAIC designation:

NAIC 1 \$ 107,038,699 ; NAIC 2 \$ 0 ; NAIC 3 \$ 0 NAIC 4 \$ 0 ; NAIC 5 \$ 0 ; NAIC 6 \$ 0

Schedule DA - Part 1 - Short-Term Investments

**N O N E**

Schedule DA - Verification - Short-Term Investments

**N O N E**

Schedule DB - Part A - Verification - Options, Caps, Floors, Collars, Swaps and Forwards

**N O N E**

Schedule DB - Part B - Verification - Futures Contracts

**N O N E**

Schedule DB - Part C - Section 1 - Replication (Synthetic Asset) Transactions (RSATs) Open

**N O N E**

Schedule DB-Part C-Section 2-Reconciliation of Replication (Synthetic Asset) Transactions Open

**N O N E**

Schedule DB - Verification - Book/Adjusted Carrying Value, Fair Value and Potential Exposure of  
Derivatives

**N O N E**



SCHEDULE E - PART 2 - VERIFICATION

(Cash Equivalents)

	1	2
	Year To Date	Prior Year Ended December 31
1. Book/adjusted carrying value, December 31 of prior year .....	96,364,310	43,378,246
2. Cost of cash equivalents acquired .....	1,443,962,373	1,928,557,815
3. Accrual of discount .....	3,439,010	1,665,139
4. Unrealized valuation increase (decrease) .....	0	0
5. Total gain (loss) on disposals .....	40	0
6. Deduct consideration received on disposals .....	1,436,726,415	1,877,236,890
7. Deduct amortization of premium .....	0	0
8. Total foreign exchange change in book/adjusted carrying value .....	0	0
9. Deduct current year's other than temporary impairment recognized .....	0	0
10. Book/adjusted carrying value at end of current period (Lines 1+2+3+4+5-6-7+8-9) .....	107,039,318	96,364,310
11. Deduct total nonadmitted amounts .....	0	0
12. Statement value at end of current period (Line 10 minus Line 11)	107,039,318	96,364,310

Schedule A - Part 2 - Real Estate Acquired and Additions Made

**N O N E**

Schedule A - Part 3 - Real Estate Disposed

**N O N E**

Schedule B - Part 2 - Mortgage Loans Acquired and Additions Made

**N O N E**

Schedule B - Part 3 - Mortgage Loans Disposed, Transferred or Repaid

**N O N E**

Schedule BA - Part 2 - Other Long-Term Invested Assets Acquired and Additions Made

**N O N E**

Schedule BA - Part 3 - Other Long-Term Invested Assets Disposed, Transferred or Repaid

**N O N E**

SCHEDULE D - PART 3

Show All Long-Term Bonds and Stock Acquired During the Current Quarter

1	2	3	4	5	6	7	8	9	10
CUSIP Identification	Description	Foreign	Date Acquired	Name of Vendor	Number of Shares of Stock	Actual Cost	Par Value	Paid for Accrued Interest and Dividends	NAIC Designation, NAIC Designation Modifier and SVO Admini- strative Symbol
19828T-AA-4 .....	COLUMBIA PIPELINES OPCO SR UNSECURED 5.927% 08/15/30 .....	.....	.....08/02/2023 .....	TD Securities (USA) .....	.....	.....749,985 .....	.....750,000 .....	.....0 .....	2.A FE .....
969457-CH-1 .....	WILLIAMS CO INC SR UNSECURED 5.400% 03/02/26 .....	.....	.....08/07/2023 .....	TD Securities (USA) .....	.....	.....1,001,810 .....	.....1,000,000 .....	.....23,700 .....	2.B FE .....
055451-BD-9 .....	BHP BILLITON FIN SR UNSECURED 5.250% 09/08/30 .....	D.....	.....09/05/2023 .....	CHASE SECURITIES .....	.....	.....994,690 .....	.....1,000,000 .....	.....0 .....	1.F FE .....
1109999999. Subtotal - Bonds - Industrial and Miscellaneous (Unaffiliated)						2,746,485	2,750,000	23,700	XXX
2509999997. Total - Bonds - Part 3						2,746,485	2,750,000	23,700	XXX
2509999998. Total - Bonds - Part 5						XXX	XXX	XXX	XXX
2509999999. Total - Bonds						2,746,485	2,750,000	23,700	XXX
4509999997. Total - Preferred Stocks - Part 3						0	XXX	0	XXX
4509999998. Total - Preferred Stocks - Part 5						XXX	XXX	XXX	XXX
4509999999. Total - Preferred Stocks						0	XXX	0	XXX
5989999997. Total - Common Stocks - Part 3						0	XXX	0	XXX
5989999998. Total - Common Stocks - Part 5						XXX	XXX	XXX	XXX
5989999999. Total - Common Stocks						0	XXX	0	XXX
5999999999. Total - Preferred and Common Stocks						0	XXX	0	XXX
.....	.....	.....	.....	.....	.....	.....	.....	.....	.....
.....	.....	.....	.....	.....	.....	.....	.....	.....	.....
.....	.....	.....	.....	.....	.....	.....	.....	.....	.....
.....	.....	.....	.....	.....	.....	.....	.....	.....	.....
.....	.....	.....	.....	.....	.....	.....	.....	.....	.....
.....	.....	.....	.....	.....	.....	.....	.....	.....	.....
6009999999 - Totals						2,746,485	XXX	23,700	XXX

STATEMENT AS OF SEPTEMBER 30, 2023 OF THE Aetna Health of Ohio Inc.

SCHEDULE D - PART 4

Show All Long-Term Bonds and Stock Sold, Redeemed or Otherwise Disposed of During the Current Quarter

1	2	3	4	5	6	7	8	9	10	Change In Book/Adjusted Carrying Value					16	17	18	19	20	21	22
										11	12	13	14	15							
CUSIP Ident- ification	Description	For- eign	Disposal Date	Name of Purchaser	Number of Shares of Stock	Consid- eration	Par Value	Actual Cost	Prior Year Book/ Adjusted Carrying Value	Unrealized Valuation Increase/ (Decrease)	Current Year's (Amor- tization)/ Accretion	Current Year's Other Than Temporary Impairment Recogn- ized	Total Change in Book/ Adjusted Carrying Value (11 + 12 - 13)	Total Foreign Exchange Change in Book /Adjusted Carrying Value	Book/ Adjusted Carrying Value at Disposal Date	Foreign Exchange Gain (Loss) on Disposal	Realized Gain (Loss) on Disposal	Total Gain (Loss) on Disposal	Bond Interest/ Stock Dividends Received During Year	Stated Con- tractual Maturity Date	NAIC Desig- nation, NAIC Desig- nation Modifier and SVO Admini- strative Symbol
..24703T-AD-8	DELL INT LLC / EMC CORP SR UNSECURED 6.020% 06/15/26 .....	.....	07/05/2023	Call 96.4850 .....	.....	461,200	478,000	539,801	526,899	0	(7,520)	0	(7,520)	0	519,380	0	0	0	(42,194)	06/15/2026	2.B FE ....
..89680Y-AD-7	TRITON CONTAINER 1ST LIEN 0.800% 08/01/23 D.....	.....	08/01/2023	Maturity .....	.....	250,000	250,000	249,823	249,947	0	53	0	53	0	250,000	0	0	0	2,000	08/01/2023	2.C FE ....
1109999999. Subtotal - Bonds - Industrial and Miscellaneous (Unaffiliated)						711,200	728,000	789,624	776,846	0	(7,467)	0	(7,467)	0	769,380	0	0	0	(40,194)	XXX	XXX
2509999997. Total - Bonds - Part 4						711,200	728,000	789,624	776,846	0	(7,467)	0	(7,467)	0	769,380	0	0	0	(40,194)	XXX	XXX
2509999998. Total - Bonds - Part 5						XXX	XXX	XXX	XXX	XXX	XXX	XXX	XXX	XXX	XXX	XXX	XXX	XXX	XXX	XXX	XXX
2509999999. Total - Bonds						711,200	728,000	789,624	776,846	0	(7,467)	0	(7,467)	0	769,380	0	0	0	(40,194)	XXX	XXX
4509999997. Total - Preferred Stocks - Part 4						0	XXX	0	0	0	0	0	0	0	0	0	0	0	0	XXX	XXX
4509999998. Total - Preferred Stocks - Part 5						XXX	XXX	XXX	XXX	XXX	XXX	XXX	XXX	XXX	XXX	XXX	XXX	XXX	XXX	XXX	XXX
4509999999. Total - Preferred Stocks						0	XXX	0	0	0	0	0	0	0	0	0	0	0	0	XXX	XXX
5989999997. Total - Common Stocks - Part 4						0	XXX	0	0	0	0	0	0	0	0	0	0	0	0	XXX	XXX
5989999998. Total - Common Stocks - Part 5						XXX	XXX	XXX	XXX	XXX	XXX	XXX	XXX	XXX	XXX	XXX	XXX	XXX	XXX	XXX	XXX
5989999999. Total - Common Stocks						0	XXX	0	0	0	0	0	0	0	0	0	0	0	0	XXX	XXX
5999999999. Total - Preferred and Common Stocks						0	XXX	0	0	0	0	0	0	0	0	0	0	0	0	XXX	XXX
.....	.....	.....	.....	.....	.....	.....	.....	.....	.....	.....	.....	.....	.....	.....	.....	.....	.....	.....	.....	.....	.....
.....	.....	.....	.....	.....	.....	.....	.....	.....	.....	.....	.....	.....	.....	.....	.....	.....	.....	.....	.....	.....	.....
.....	.....	.....	.....	.....	.....	.....	.....	.....	.....	.....	.....	.....	.....	.....	.....	.....	.....	.....	.....	.....	.....
.....	.....	.....	.....	.....	.....	.....	.....	.....	.....	.....	.....	.....	.....	.....	.....	.....	.....	.....	.....	.....	.....
.....	.....	.....	.....	.....	.....	.....	.....	.....	.....	.....	.....	.....	.....	.....	.....	.....	.....	.....	.....	.....	.....
.....	.....	.....	.....	.....	.....	.....	.....	.....	.....	.....	.....	.....	.....	.....	.....	.....	.....	.....	.....	.....	.....
.....	.....	.....	.....	.....	.....	.....	.....	.....	.....	.....	.....	.....	.....	.....	.....	.....	.....	.....	.....	.....	.....
.....	.....	.....	.....	.....	.....	.....	.....	.....	.....	.....	.....	.....	.....	.....	.....	.....	.....	.....	.....	.....	.....
.....	.....	.....	.....	.....	.....	.....	.....	.....	.....	.....	.....	.....	.....	.....	.....	.....	.....	.....	.....	.....	.....
.....	.....	.....	.....	.....	.....	.....	.....	.....	.....	.....	.....	.....	.....	.....	.....	.....	.....	.....	.....	.....	.....
6009999999 - Totals						711,200	XXX	789,624	776,846	0	(7,467)	0	(7,467)	0	769,380	0	0	0	(40,194)	XXX	XXX

Schedule DB - Part A - Section 1 - Options, Caps, Floors, Collars, Swaps and Forwards Open  
**N O N E**

Schedule DB - Part B - Section 1 - Futures Contracts Open  
**N O N E**

Schedule DB - Part B - Section 1B - Brokers with whom cash deposits have been made  
**N O N E**

Schedule DB - Part D - Section 1 - Counterparty Exposure for Derivative Instruments Open  
**N O N E**

Schedule DB - Part D-Section 2 - Collateral for Derivative Instruments Open - Pledged By  
**N O N E**

Schedule DB - Part D-Section 2 - Collateral for Derivative Instruments Open - Pledged To  
**N O N E**

Schedule DB - Part E - Derivatives Hedging Variable Annuity Guarantees  
**N O N E**

Schedule DL - Part 1 - Reinvested Collateral Assets Owned  
**N O N E**

Schedule DL - Part 2 - Reinvested Collateral Assets Owned  
**N O N E**

## SCHEDULE E - PART 1 - CASH

[illegible]

STATEMENT AS OF SEPTEMBER 30, 2023 OF THE Aetna Health of Ohio Inc.

SCHEDULE E - PART 2 - CASH EQUIVALENTS

Show Investments Owned End of Current Quarter

1	2	3	4	5	6	7	8	9
CUSIP	Description	Code	Date Acquired	Rate of Interest	Maturity Date	Book/Adjusted Carrying Value	Amount of Interest Due and Accrued	Amount Received During Year
0109999999. Total - U.S. Government Bonds						0	0	0
0309999999. Total - All Other Government Bonds						0	0	0
0509999999. Total - U.S. States, Territories and Possessions Bonds						0	0	0
0709999999. Total - U.S. Political Subdivisions Bonds						0	0	0
0909999999. Total - U.S. Special Revenues Bonds						0	0	0
.....	AMCOR FLEXIBLES NA CP 4 2 144A .....	.....	09/29/2023 .....	5.550 .....	10/30/2023 .....	6,219,062 .....	0 .....	1,918 .....
.....	AMERENERGY GENERATING CP 3(a)3 .....	.....	09/20/2023 .....	5.450 .....	10/04/2023 .....	2,506,859 .....	0 .....	4,175 .....
.....	AMERICAN HONDA FINANCE CP 3(a)3 .....	.....	09/26/2023 .....	5.530 .....	10/25/2023 .....	5,604,247 .....	0 .....	4,304 .....
.....	CONSOLIDATED EDISON CP 4(2) 144A .....	.....	09/15/2023 .....	5.500 .....	10/25/2023 .....	6,974,270 .....	0 .....	17,048 .....
.....	EASTMAN CHEMICAL CORP. CP 4-2 .....	.....	09/29/2023 .....	5.450 .....	10/12/2023 .....	6,012,967 .....	0 .....	1,821 .....
.....	ENTERGY CORP CP 4(2) 144A .....	.....	09/12/2023 .....	5.500 .....	10/13/2023 .....	4,991,805 .....	0 .....	14,490 .....
.....	EVERGY KANSAS CENTRAL CP 4(2) 144A .....	.....	09/27/2023 .....	5.520 .....	10/18/2023 .....	2,990,180 .....	0 .....	1,834 .....
.....	EVERSOURCE ENERGY CP 4(2) 144A .....	.....	09/21/2023 .....	5.490 .....	10/12/2023 .....	5,490,760 .....	0 .....	8,373 .....
.....	HP ENTERPRISE CORP CP 4(2) 144A .....	.....	09/28/2023 .....	5.570 .....	10/27/2023 .....	3,367,393 .....	0 .....	1,563 .....
.....	HYUNDAI CAPITAL AMERICA CP 4(2) 144A .....	.....	09/27/2023 .....	5.500 .....	10/26/2023 .....	3,984,713 .....	0 .....	2,435 .....
.....	INTERCONTINENTALEXCHANGE INC CP 4(2) 144A .....	.....	09/25/2023 .....	5.500 .....	10/10/2023 .....	3,701,898 .....	0 .....	3,393 .....
.....	KEURIG DR PEPPER INC CP 4(2) 144A .....	.....	09/29/2023 .....	5.490 .....	10/20/2023 .....	6,102,262 .....	0 .....	1,861 .....
.....	MICROCHIP TECHNOLOGY INC CP 4(2) 144A .....	.....	09/20/2023 .....	5.580 .....	10/05/2023 .....	1,349,162 .....	0 .....	2,300 .....
.....	MOSAIC CO CP 4(2) 144A .....	.....	09/29/2023 .....	5.470 .....	10/13/2023 .....	6,004,029 .....	0 .....	1,825 .....
.....	NISOURCE INC CP 4(2) 144A .....	.....	09/25/2023 .....	5.520 .....	10/04/2023 .....	4,497,928 .....	0 .....	4,138 .....
.....	OGE ENERGY CORPORATION CP 4(2) 144A .....	.....	09/27/2023 .....	5.560 .....	10/12/2023 .....	5,989,800 .....	0 .....	3,700 .....
.....	O REILLY AUTOMOTIVE INC CP 4(2) 144A .....	.....	09/12/2023 .....	5.520 .....	10/12/2023 .....	3,474,113 .....	0 .....	10,121 .....
.....	ONE GAS INC CP 4(2) 144A .....	.....	09/21/2023 .....	5.510 .....	10/12/2023 .....	5,510,692 .....	0 .....	8,434 .....
.....	SOUTHERN COMPANY FUNDING CORP 4(2) 144A .....	.....	09/29/2023 .....	5.500 .....	10/13/2023 .....	6,150,700 .....	0 .....	1,879 .....
.....	SPIRE INC CP 4(2) 144A .....	.....	09/21/2023 .....	5.550 .....	10/26/2023 .....	5,478,769 .....	0 .....	8,446 .....
.....	STANLEY WORKS CP 4(2) 144A .....	.....	09/28/2023 .....	5.600 .....	10/27/2023 .....	3,983,815 .....	0 .....	1,859 .....
.....	WRKCO INC CP 4(2) 144A .....	.....	09/19/2023 .....	5.540 .....	10/10/2023 .....	4,658,527 .....	0 .....	8,603 .....
.....	WASHINGTON GAS LIGHT CO CP 3(A)3 .....	.....	09/18/2023 .....	5.550 .....	10/18/2023 .....	1,994,748 .....	0 .....	3,998 .....
1019999999. Subtotal - Bonds - Industrial and Miscellaneous (Unaffiliated) - Issuer Obligations						107,038,699	0	118,518
1109999999. Total - Industrial and Miscellaneous (Unaffiliated) Bonds						107,038,699	0	118,518
1309999999. Total - Hybrid Securities						0	0	0
1509999999. Total - Parent, Subsidiaries and Affiliates Bonds						0	0	0
1909999999. Subtotal - Unaffiliated Bank Loans						0	0	0
2419999999. Total - Issuer Obligations						107,038,699	0	118,518
2429999999. Total - Residential Mortgage-Backed Securities						0	0	0
2439999999. Total - Commercial Mortgage-Backed Securities						0	0	0
2449999999. Total - Other Loan-Backed and Structured Securities						0	0	0
2459999999. Total - SVO Identified Funds						0	0	0
2469999999. Total - Affiliated Bank Loans						0	0	0
2479999999. Total - Unaffiliated Bank Loans						0	0	0
2509999999. Total Bonds						107,038,699	0	118,518
60934N-50-0 .....	FEDERATED INVESTORS INC TREASURY OBLIGATION FUND .....	.....	01/31/2023 .....	0.000 .....	.....	0 .....	0 .....	0 .....
60934N-50-0 .....	FEDERATED INVESTORS INC TREASURY OBLIGATION FUND .....	.....	05/01/2023 .....	0.000 .....	.....	0 .....	0 .....	0 .....
60934N-50-0 .....	FEDERATED INVESTORS INC TREASURY OBLIGATION FUND .....	.....	09/29/2023 .....	0.000 .....	.....	.619 .....	.6 .....	.45 .....
8209999999. Subtotal - Exempt Money Market Mutual Funds - as Identified by the SVO						619	6	45
8609999999 - Total Cash Equivalents						107,039,318	6	118,563