



QUARTERLY STATEMENT  
AS OF JUNE 30, 2023  
OF THE CONDITION AND AFFAIRS OF THE  
CZECH CATHOLIC UNION

NAIC Group Code.....0000.....0000.....NAIC Company Code.....56324.....Employer's ID Number.....34-0105780.....  
(Current) (Prior)

Organized under the Laws of.....OH.....State of Domicile or Port of Entry.....OH.....  
Country of Domicile.....US.....  
Licensed as business type:.....Fraternal Benefit Societies.....  
Incorporated/Organized.....01/01/1879.....Commenced Business.....01/01/1879.....  
Statutory Home Office.....5349 Dolloff Road.....Cleveland, OH, US 44127.....  
Main Administrative Office.....5349 Dolloff Road.....  
Cleveland, OH, US 44127.....216-341-0444.....  
(Telephone Number)  
Mail Address.....5349 Dolloff Road.....Cleveland, OH, US 44127.....  
Primary Location of Books and  
Records.....5349 Dolloff Road.....  
Cleveland, OH, US 44127.....216-341-0444.....  
(Telephone Number)  
Internet Website Address.....WWW.CZECHCCU.ORG.....  
Statutory Statement Contact.....Theresa Aveni.....216-341-0444.....  
(Telephone Number)  
theresa@czechccu.org.....216-341-0711.....  
(E-Mail Address) (Fax Number)

OFFICERS

Theresa Aveni, President.....  
Jane M. Milczewski, Secretary.....

OTHER

Cindy Kveton, Director.....Robert Cermak, Past President.....  
Karla Mahoney, Director.....Maryann Langevin, Director.....  
Richard Prospal, Director.....Allen Perk, Director.....  
Audrey A. Schmidt, Vice-President.....

DIRECTORS OR TRUSTEES

State of .....  
County of .....SS

The officers of this reporting entity being duly sworn, each depose and say that they are the described officers of said reporting entity, and that on the reporting period stated above, all of the herein described assets were the absolute property of the said reporting entity, free and clear from any liens or claims thereon, except as herein stated, and that this statement, together with related exhibits, schedules and explanations therein contained, annexed or referred to, is a full and true statement of all the assets and liabilities and of the condition and affairs of the said reporting entity as of the reporting period stated above, and of its income and deductions therefrom for the period ended, and have been completed in accordance with the NAIC Annual Statement Instructions and Accounting Practices and Procedures manual except to the extent that: (1) state law may differ; or, (2) that state rules or regulations require differences in reporting not related to accounting practices and procedures, according to the best of their information, knowledge and belief, respectively. Furthermore, the scope of this attestation by the described officers also includes the related corresponding electronic filing with the NAIC, when required, that is an exact copy (except for formatting differences due to electronic filing) of the enclosed statement. The electronic filing may be requested by various regulators in lieu of or in addition to the enclosed statement.

x	x	x
Theresa Aveni President	Jane M. Milczewski Secretary	

Subscribed and sworn to before me

this \_\_\_\_\_ day of \_\_\_\_\_

a. Is this an original filing? Yes

b. If no:

1. State the amendment number: \_\_\_\_\_

2. Date filed: \_\_\_\_\_

3. Number of pages attached: \_\_\_\_\_

x

ASSETS

		Current Statement Date		
		1	2	3
		Assets	Nonadmitted Assets	Net Admitted Assets (Cols. 1 - 2)
				December 31 Prior Year Net Admitted Assets
1.	Bonds.....	17,820,745		17,820,745
2.	Stocks:			
2.1	Preferred stocks.....	1,278,570		1,278,570
2.2	Common stocks.....	323,041		323,041
3.	Mortgage loans on real estate:			
3.1	First liens.....			
3.2	Other than first liens.....			
4.	Real estate:			
4.1	Properties occupied by the company (less \$ encumbrances).....	72,852		72,852
4.2	Properties held for the production of income (less \$ encumbrances).....			
4.3	Properties held for sale (less \$ encumbrances).....			
5.	Cash (\$ 86,679), cash equivalents (\$ ) and short-term investments (\$ ).....	86,679		86,679
6.	Contract loans (including \$ premium notes).....	61,966		61,966
7.	Derivatives.....			
8.	Other invested assets.....	–		–
9.	Receivables for securities.....			
10.	Securities lending reinvested collateral assets.....			
11.	Aggregate write-ins for invested assets.....			
12.	Subtotals, cash and invested assets (Lines 1 to 11).....	19,643,853		19,643,853
13.	Title plants less \$ charged off (for Title insurers only).....			
14.	Investment income due and accrued.....	243,652		243,652
15.	Premiums and considerations:			
15.1	Uncollected premiums and agents' balances in the course of collection.....	2,041		2,041
15.2	Deferred premiums, agents' balances and installments booked but deferred and not yet due (including \$ earned but unbilled premiums).....			
15.3	Accrued retrospective premiums (\$ ) and contracts subject to redetermination (\$ ).....			
16.	Reinsurance:			
16.1	Amounts recoverable from reinsurers.....			
16.2	Funds held by or deposited with reinsured companies.....			
16.3	Other amounts receivable under reinsurance contracts.....			
17.	Amounts receivable relating to uninsured plans.....			
18.1	Current federal and foreign income tax recoverable and interest thereon.....			
18.2	Net deferred tax asset.....			
19.	Guaranty funds receivable or on deposit.....			
20.	Electronic data processing equipment and software.....	19,050		19,050
21.	Furniture and equipment, including health care delivery assets (\$ ).....	4,016	4,016	–
22.	Net adjustment in assets and liabilities due to foreign exchange rates.....			
23.	Receivables from parent, subsidiaries and affiliates.....			
24.	Health care (\$ ) and other amounts receivable.....			
25.	Aggregate write-ins for other-than-invested assets.....			
26.	Total assets excluding Separate Accounts, Segregated Accounts and Protected Cell Accounts (Lines 12 to 25).....	19,912,612	4,016	19,908,596
27.	From Separate Accounts, Segregated Accounts and Protected Cell Accounts.....			
28.	Total (Lines 26 and 27).....	19,912,612	4,016	19,908,596
Details of Write-Ins				
1101.	.....			
1102.	.....			
1103.	.....			
1198.	Summary of remaining write-ins for Line 11 from overflow page.....			
1199.	Totals (Lines 1101 through 1103 plus 1198) (Line 11 above).....			
2501.	.....			
2502.	.....			
2503.	.....			
2598.	Summary of remaining write-ins for Line 25 from overflow page.....			
2599.	Totals (Lines 2501 through 2503 plus 2598) (Line 25 above).....			

LIABILITIES, SURPLUS AND OTHER FUNDS

		1	2
		Current Statement Date	December 31 Prior Year
1.	Aggregate reserve for life contracts \$ 16,107,450 less \$ included in Line 6.3 (including \$ Modco Reserve)	16,107,450	17,448,882
2.	Aggregate reserve for accident and health contracts (including \$ Modco Reserve)		
3.	Liability for deposit-type contracts (including \$ Modco Reserve)	139,780	122,645
4.	Contract claims:		
4.1	Life	53,650	113,918
4.2	Accident and health		
5.	Policyholders' dividends/refunds to members \$ and coupons \$ due and unpaid		
6.	Provision for policyholders' dividends, refunds to members and coupons payable in following calendar year—estimated amounts:		
6.1	Policyholders' dividends and refunds to members apportioned for payment (including \$ Modco)	35,000	35,000
6.2	Policyholders' dividends and refunds to members not yet apportioned (including \$ Modco)		
6.3	Coupons and similar benefits (including \$ Modco)		
7.	Amount provisionally held for deferred dividend policies not included in Line 6		
8.	Premiums and annuity considerations for life and accident and health contracts received in advance less \$ discount; including \$ accident and health premiums	12,669	14,270
9.	Contract liabilities not included elsewhere:		
9.1	Surrender values on canceled contracts		
9.2	Provision for experience rating refunds, including the liability of \$ accident and health experience rating refunds of which \$ is for medical loss ratio rebate per the Public Health Service Act		
9.3	Other amounts payable on reinsurance, including \$ assumed and \$ ceded		
9.4	Interest Maintenance Reserve	16,796	24,678
10.	Commissions to agents due or accrued-life and annuity contracts \$ , accident and health \$ and deposit-type contract funds \$		
11.	Commissions and expense allowances payable on reinsurance assumed		
12.	General expenses due or accrued	50,000	50,000
13.	Transfers to Separate Accounts due or accrued (net) (including \$ accrued for expense allowances recognized in reserves, net of reinsured allowances)		
14.	Taxes, licenses and fees due or accrued, excluding federal income taxes		
15.1	Current federal and foreign income taxes, including \$ on realized capital gains (losses)		
15.2	Net deferred tax liability		
16.	Unearned investment income		
17.	Amounts withheld or retained by reporting entity as agent or trustee	58,865	58,473
18.	Amounts held for agents' account, including \$ agents' credit balances		
19.	Remittances and items not allocated		
20.	Net adjustment in assets and liabilities due to foreign exchange rates		
21.	Liability for benefits for employees and agents if not included above		
22.	Borrowed money \$ and interest thereon \$		
23.	Dividends to stockholders declared and unpaid		
24.	Miscellaneous liabilities:		
24.01	Asset valuation reserve	306,408	405,850
24.02	Reinsurance in unauthorized and certified (\$ ) companies		
24.03	Funds held under reinsurance treaties with unauthorized and certified (\$ ) reinsurers		
24.04	Payable to parent, subsidiaries and affiliates		
24.05	Drafts outstanding	140	247
24.06	Liability for amounts held under uninsured plans		
24.07	Funds held under coinsurance		
24.08	Derivatives		
24.09	Payable for securities		
24.10	Payable for securities lending		
24.11	Capital notes \$ and interest thereon \$		
25.	Aggregate write-ins for liabilities	1,008	1,010
26.	Total liabilities excluding Separate Accounts business (Lines 1 to 25)	16,781,766	18,274,972
27.	From Separate Accounts statement		
28.	Total liabilities (Lines 26 and 27)	16,781,766	18,274,972
29.	Common capital stock		
30.	Preferred capital stock		
31.	Aggregate write-ins for other-than-special surplus funds		
32.	Surplus notes		
33.	Gross paid in and contributed surplus		
34.	Aggregate write-ins for special surplus funds		
35.	Unassigned funds (surplus)	3,126,830	2,969,072
36.	Less treasury stock, at cost:		
36.1	shares common (value included in Line 29 \$ )		
36.2	shares preferred (value included in Line 30 \$ )		
37.	Surplus (Total Lines 31 + 32 + 33 + 34 + 35 - 36) (including \$ in Separate Accounts Statement)	3,126,830	2,969,072
38.	Totals of Lines 29, 30 and 37	3,126,830	2,969,072
39.	Totals of Lines 28 and 38 (Page 2, Line 28, Col. 3)	19,908,596	21,244,044
Details of Write-Ins			
2501.	CONVENTION EXPENSE RESERVE	1,008	1,008
2502.	Rounding		2
2503.			
2598.	Summary of remaining write-ins for Line 25 from overflow page		
2599.	Totals (Lines 2501 through 2503 plus 2598) (Line 25 above)	1,008	1,010
3101.			
3102.			
3103.			
3198.	Summary of remaining write-ins for Line 31 from overflow page		
3199.	Totals (Lines 3101 through 3103 plus 3198) (Line 31 above)		
3401.			
3402.			
3403.			
3498.	Summary of remaining write-ins for Line 34 from overflow page		
3499.	Totals (Lines 3401 through 3403 plus 3498) (Line 34 above)		

SUMMARY OF OPERATIONS

		1	2	3
		Current Year To Date	Prior Year To Date	Prior Year Ended December 31
1.	Premiums and annuity considerations for life and accident and health contracts	126,216	1,500,055	2,082,966
2.	Considerations for supplementary contracts with life contingencies			
3.	Net investment income	463,799	477,010	927,774
4.	Amortization of Interest Maintenance Reserve (IMR)	(260)	823	1,819
5.	Separate Accounts net gain from operations excluding unrealized gains or losses			
6.	Commissions and expense allowances on reinsurance ceded			
7.	Reserve adjustments on reinsurance ceded			
8.	Miscellaneous Income:			
8.1	Income from fees associated with investment management, administration and contract guarantees from Separate Accounts			
8.2	Charges and fees for deposit-type contracts			
8.3	Aggregate write-ins for miscellaneous income	2,255	5,771	6,378
9.	Totals (Lines 1 to 8.3)	592,010	1,983,659	3,018,937
10.	Death benefits	98,093	84,341	266,984
11.	Matured endowments (excluding guaranteed annual pure endowments)			
12.	Annuity benefits	1,609,215	281,120	789,618
13.	Disability benefits and benefits under accident and health contracts			
14.	Coupons, guaranteed annual pure endowments and similar benefits			
15.	Surrender benefits and withdrawals for life contracts	33,391	22,774	53,310
16.	Group conversions			
17.	Interest and adjustments on contract or deposit-type contract funds			
18.	Payments on supplementary contracts with life contingencies			
19.	Increase in aggregate reserves for life and accident and health contracts	(1,341,432)	1,369,391	1,513,316
20.	Totals (Lines 10 to 19)	399,267	1,757,626	2,623,228
21.	Commissions on premiums, annuity considerations, and deposit-type contract funds (direct business only)			
22.	Commissions and expense allowances on reinsurance assumed			
23.	General insurance expenses and fraternal expenses	200,876	195,200	304,953
24.	Insurance taxes, licenses and fees, excluding federal income taxes	6,845	6,624	13,548
25.	Increase in loading on deferred and uncollected premiums			
26.	Net transfers to or (from) Separate Accounts net of reinsurance			
27.	Aggregate write-ins for deductions			(21,742)
28.	Totals (Lines 20 to 27)	606,988	1,959,450	2,919,987
29.	Net gain from operations before dividends to policyholders and federal income taxes (Line 9 minus Line 28)	(14,978)	24,209	98,950
30.	Dividends to policyholders and refunds to members			35,000
31.	Net gain from operations after dividends to policyholders, refunds to members and before federal income taxes (Line 29 minus Line 30)	(14,978)	24,209	63,950
32.	Federal and foreign income taxes incurred (excluding tax on capital gains)			
33.	Net gain from operations after dividends to policyholders, refunds to members and federal income taxes and before realized capital gains or (losses) (Line 31 minus Line 32)	(14,978)	24,209	63,950
34.	Net realized capital gains (losses) (excluding gains (losses) transferred to the IMR) less capital gains tax of \$ (excluding taxes of \$ transferred to the IMR)	108,806	7,050	(12,092)
35.	Net income (Line 33 plus Line 34)	93,828	31,259	51,858
Capital and Surplus Account				
36.	Capital and surplus, December 31, prior year	2,969,072	3,297,651	3,297,651
37.	Net income (Line 35)	93,828	31,259	51,858
38.	Change in net unrealized capital gains (losses) less capital gains tax of \$	(35,846)	(255,501)	(279,308)
39.	Change in net unrealized foreign exchange capital gain (loss)			
40.	Change in net deferred income tax			
41.	Change in nonadmitted assets	335	399	797
42.	Change in liability for reinsurance in unauthorized and certified companies			
43.	Change in reserve on account of change in valuation basis, (increase) or decrease			
44.	Change in asset valuation reserve	99,442	(1,588)	(101,926)
45.	Change in treasury stock			
46.	Surplus (contributed to) withdrawn from Separate Accounts during period			
47.	Other changes in surplus in Separate Accounts Statement			
48.	Change in surplus notes			
49.	Cumulative effect of changes in accounting principles			
50.	Capital changes:			
50.1	Paid in			
50.2	Transferred from surplus (Stock Dividend)			
50.3	Transferred to surplus			
51.	Surplus adjustment:			
51.1	Paid in			
51.2	Transferred to capital (Stock Dividend)			
51.3	Transferred from capital			
51.4	Change in surplus as a result of reinsurance			
52.	Dividends to stockholders			
53.	Aggregate write-ins for gains and losses in surplus			(1)
54.	Net change in capital and surplus (Lines 37 through 53)	157,758	(225,431)	(328,579)
55.	Capital and surplus as of statement date (Lines 36 + 54)	3,126,830	3,072,220	2,969,072
Details of Write-Ins				
08.301.	Convention Ads		4,250	4,930
08.302.	Sundry refunds/Misc.	2,255	1,521	1,448
08.303.	PPP Loan Forgiveness			
08.398.	Summary of remaining write-ins for Line 8.3 from overflow page			
08.399	Totals (Lines 08.301 through 08.303 plus 08.398) (Line 8.3 above)	2,255	5,771	6,378
2701.	Convention Expenses			(21,742)
2702.	Misc			
2703.				
2798.	Summary of remaining write-ins for Line 27 from overflow page			
2799.	Totals (Lines 2701 through 2703 plus 2798) (Line 27 above)			(21,742)
5301.	ROUNDING			(1)
5302.				
5303.				
5398.	Summary of remaining write-ins for Line 53 from overflow page			
5399.	Totals (Lines 5301 through 5303 plus 5398) (Line 53 above)			(1)

CASH FLOW			
	1	2	3
	Current Year To Date	Prior Year To Date	Prior Year Ended December 31
Cash from Operations			
1. Premiums collected net of reinsurance	122,989	1,498,672	2,075,028
2. Net investment income	531,957	524,723	1,017,609
3. Miscellaneous income	2,257	5,771	6,378
4. Total (Lines 1 to 3)	657,203	2,029,166	3,099,015
5. Benefit and loss related payments	1,800,967	375,531	1,036,259
6. Net transfers to Separate Accounts, Segregated Accounts and Protected Cell Accounts			
7. Commissions, expenses paid and aggregate write-ins for deductions	207,721	201,824	296,759
8. Dividends paid to policyholders	–	–	35,000
9. Federal and foreign income taxes paid (recovered) net of \$ tax on capital gains (losses)			
10. Total (Lines 5 through 9)	2,008,688	577,355	1,368,018
11. Net cash from operations (Line 4 minus Line 10)	(1,351,485)	1,451,811	1,730,997
Cash from Investments			
12. Proceeds from investments sold, matured or repaid:			
12.1 Bonds	1,364,649	614,671	942,837
12.2 Stocks	368,540	131,774	209,224
12.3 Mortgage loans			
12.4 Real estate			
12.5 Other invested assets	55,277	1,954	3,948
12.6 Net gains or (losses) on cash, cash equivalents and short-term investments			
12.7 Miscellaneous proceeds	–	–	–
12.8 Total investment proceeds (Lines 12.1 to 12.7)	1,788,466	748,399	1,156,009
13. Cost of investments acquired (long-term only):			
13.1 Bonds	553,832	1,691,654	2,515,618
13.2 Stocks	–	393,833	442,349
13.3 Mortgage loans			
13.4 Real estate		14,300	14,300
13.5 Other invested assets			
13.6 Miscellaneous applications	–	–	–
13.7 Total investments acquired (Lines 13.1 to 13.6)	553,832	2,099,787	2,972,267
14. Net increase (or decrease) in contract loans and premium notes	(11,053)	(791)	(5,722)
15. Net cash from investments (Line 12.8 minus Line 13.7 and Line 14)	1,245,687	(1,350,597)	(1,810,536)
Cash from Financing and Miscellaneous Sources			
16. Cash provided (applied):			
16.1 Surplus notes, capital notes			
16.2 Capital and paid in surplus, less treasury stock			
16.3 Borrowed funds		–	–
16.4 Net deposits on deposit-type contracts and other insurance liabilities	17,135	(2,271)	120,374
16.5 Dividends to stockholders			
16.6 Other cash provided (applied)	1,653	(9,466)	(37,330)
17. Net cash from financing and miscellaneous sources (Line 16.1 through Line 16.4 minus Line 16.5 plus Line 16.6)	18,788	(11,737)	83,044
Reconciliation of Cash, Cash Equivalents and Short-Term Investments			
18. Net change in cash, cash equivalents and short-term investments (Line 11, plus Lines 15 and 17)	(87,010)	89,477	3,505
19. Cash, cash equivalents and short-term investments:			
19.1 Beginning of year	173,689	170,184	170,184
19.2 End of period (Line 18 plus Line 19.1)	86,679	259,661	173,689
Note: Supplemental disclosures of cash flow information for non-cash transactions:			
20.0001.			

EXHIBIT 1

DIRECT PREMIUMS AND DEPOSIT-TYPE CONTRACTS

	1	2	3
	Current Year To Date	Prior Year To Date	Prior Year Ended December 31
1. Industrial life.....			
2. Ordinary life insurance.....	20,995	10,115	72,242
3. Ordinary individual annuities.....	105,221	1,489,940	2,011,204
4. Credit life (group and individual).....			
5. Group life insurance.....			
6. Group annuities.....			
7. A & H - group.....			
8. A & H - credit (group and individual).....			
9. A & H - other.....			
10. Aggregate of all other lines of business.....			
11. Subtotal (Lines 1 through 10).....	126,216	1,500,055	2,083,446
12. Fraternal (Fraternal Benefit Societies Only).....			
13. Subtotal (Lines 11 through 12).....	126,216	1,500,055	2,083,446
14. Deposit-type contracts.....			
15. Total (Lines 13 and 14).....	126,216	1,500,055	2,083,446
Details of Write-Ins			
1001.....			
1002.....			
1003.....			
1098. Summary of remaining write-ins for Line 10 from overflow page.....			
1099. Totals (Lines 1001 through 1003 plus 1098) (Line 10 above).....			

Notes to the Financial Statements

1. Summary of Significant Accounting Policies and Going Concern

A. Accounting Practices

The financial statements of the Czech Catholic Union are presented on the basis of the accounting practices prescribed or permitted by the Ohio Insurance Department. The Ohio Department of Insurance recognizes only statutory accounting practices prescribed by the State of Ohio for determining and reporting the financial condition and Benefit Society, for determining its solvency under the Ohio Insurance Law. The National Association of Insurance Commissioners (NAIC) Accounting Practices and Procedures adopted as a component of prescribed or permitted practices by the State of Ohio.

	SSAP #	F/S Page	F/S Line #	06/30/2023	12/31/2022
Net Income					
(1) State basis (Page 4, Line 35, Columns 1 & 3)	XXX	XXX	XXX	\$ 93,828	\$ 51,858
(2) State prescribed practices that are an increase / (decrease) from NAIC SAP:					
(3) State permitted practices that are an increase / (decrease) from NAIC SAP:					
(4) NAIC SAP (1-2-3=4)	XXX	XXX	XXX	\$ 93,828	\$ 51,858
Surplus					
(5) State basis (Page 3, Line 38, Columns 1 & 2)	XXX	XXX	XXX	\$ 3,126,830	\$ 2,969,072
(6) State prescribed practices that are an increase / (decrease) from NAIC SAP:					
(7) State permitted practices that are an increase / (decrease) from NAIC SAP:					
(8) NAIC SAP (5-6-7=8)	XXX	XXX	XXX	\$ 3,126,830	\$ 2,969,072

B. Use of Estimates in the Preparation of the Financial Statements

The preparation of financial statements in conformity with Statutory Accounting Principles requires management to make estimates and assumptions that affect reported amounts of assets and liabilities. It also requires disclosures of contingent assets and liabilities at the date of the financial statements and the reported amounts of revenue and expenses during the period. Actual results could differ from those estimates.

C. Accounting Policy

Life premiums are recognized as income over the premium paying period of the related policies. Annuity considerations are recognized as revenue when received.

Expenses incurred in connection with acquiring new insurance business , including acquisition costs such as sales commissions are charged to operations as incurred.

The amount of dividends to be paid to policyholders is determined annually by the Union's Executive Committee. The aggregate amount of policyholders' dividends is related to actual interest, mortality, morbidity and expense experience for the year and judgement as to the appropriate level of statutory surplus to be retained by the Union.

(1) Short-term investments - No Significant Changes

(2) Basis for Bonds and Amortization Schedule

Bonds are stated at amortized cost using the interest method. Also, callable bonds are amortized to call versus maturity. Bonds rated NAIC Class 6 are valued at market.

(3) Common stocks - No Significant Changes

(4) Basis for Preferred Stocks

The basis is cost or amortized value in accordance with NAIC procedures. If a preferred has a call date they are amortized to call.

(5) Mortgage loans - No Significant Changes

(6) Basis for Loan-Backed Securities and Adjustment Methodology

The basis for loan backed securities are handled the same way as bonds as described in item C(2) above.

(7) Investments in subsidiaries, controlled and affiliated entities - No Significant Changes

(8) Investments in joint ventures, partnerships and limited liability entities - No Significant Changes

(9) Derivatives - No Significant Changes

(10) Investment income as a factor in the premium deficiency calculation - No Significant Changes

(11) Liabilities for losses and loss/claim adjustment expenses - No Significant Changes

(12) Changes in capitalization policy - No Significant Changes

(13) Pharmaceutical rebate receivables - No Significant Changes

D. Going Concern

After evaluating the Union's ability to continue as a going concern, management is not aware of any conditions or events which raised substantial doubts concerning the Union's ability as a going concern as of the date of this filing.

2. Accounting Changes and Corrections of Errors - No Significant Changes

3. Business Combinations and Goodwill - None

4. Discontinued Operations - None

Notes to the Financial Statements

5. Investments

- A. Mortgage Loans, including Mezzanine Real Estate Loans - None
- B. Debt Restructuring - Not Applicable
- C. Reverse Mortgages - Not Applicable
- D. Loan-Backed Securities - Not Applicable
- E. Dollar Repurchase Agreements and/or Securities Lending Transactions

(1) Policy for requiring collateral or security - None

(2) Carrying amount and classification of assets pledged as collateral and not reclassified and separately reported - None

(3) Collateral received - None

(4) Securities lending transactions administered by an affiliated agent - None

(5) Collateral reinvestment - None

(6) Collateral not permitted by contract or custom to sell or repledge - None

(7) Collateral for securities lending transactions that extend beyond one year from the reporting date - None
- F. Repurchase Agreements Transactions Accounted for as Secured Borrowing - Not Applicable
- G. Reverse Repurchase Agreements Transactions Accounted for as Secured Borrowing - Not Applicable
- H. Repurchase Agreements Transactions Accounted for as a Sale - Not Applicable
- I. Reverse Repurchase Agreements Transactions Accounted for as a Sale - Not Applicable
- J. Real Estate - None
- K. Low-Income Housing Tax Credits (LIHTC) - None
- L. Restricted Assets - None
- M. Working Capital Finance Investments - None
- N. Offsetting and Netting of Assets and Liabilities - None
- O. 5GI Securities - None
- P. Short Sales - None
- Q. Prepayment Penalty and Acceleration Fees

	General Account	Separate Account
(1) Number of CUSIPs .....	.....	.....
(2) Aggregate amount of investment income.....	\$.....	\$.....

R. Reporting Entity's Share of Cash Pool by Asset type

Asset Type	Percent Share
(1) Cash.....	.....%
(2) Cash Equivalents.....	.....%
(3) Short-Term Investments.....	.....%
(4) Total.....	.....%

6. Joint Ventures, Partnerships and Limited Liability Companies

- A. Investments in Joint Ventures, Partnerships or Limited Liability Companies that Exceed 10% of Admitted Assets  
CCU's investment policy states - no more than 2% of CCU's admitted assets will be invested in a single issue.
- B. Impaired Investments in Joint Ventures, Partnerships and Limited Liability Companies  
None

7. Investment Income - No Significant Changes

8. Derivative Instruments - None

9. Income Taxes - None

10. Information Concerning Parent, Subsidiaries, Affiliates and Other Related Parties - None

11. Debt

- A. None
- B. FHLB (Federal Home Loan Bank) Agreements - None

12. Retirement Plans, Deferred Compensation, Postemployment Benefits and Compensated Absences and Other Postretirement Benefit Plans - None

13. Capital and Surplus, Dividend Restrictions and Quasi-Reorganizations - None

14. Liabilities, Contingencies and Assessments - None



Notes to the Financial Statements

15. Leases - No Significant Changes

16. Information About Financial Instruments With Off-Balance-Sheet Risk And Financial Instruments With Concentrations of Credit Risk - None

17. Sale, Transfer and Servicing of Financial Assets and Extinguishments of Liabilities - None

18. Gain or Loss to the Reporting Entity from Uninsured Plans and the Uninsured Portion of Partially Insured Plans - None

19. Direct Premium Written/Produced by Managing General Agents/Third Party Administrators - None

20. Fair Value Measurements

A. Fair Value Measurement

(1) Fair value measurements at reporting date

	Description for each class of asset or liability	Level 1	Level 2	Level 3	Net Asset Value (NAV)	Total
a.	Assets at fair value					
	COMMON STOCK.....	\$ 323,041	\$	\$	\$	\$ 323,041
	BONDS CODE 6.....		2,491			2,491
	Total assets at fair value/NAV.....	\$ 323,041	\$ 2,491	\$	\$	\$ 325,532
b.	Liabilities at fair value					
	Total liabilities at fair value.....	\$	\$	\$	\$	\$

(2) Fair value measurements in Level 3 of the fair value hierarchy - None

(3) Policy on transfers into and out of Level 3 - None

(4) Inputs and techniques used for Level 2 and Level 3 fair values - None

(5) Derivatives - None

B. Other Fair Value Disclosures - None

C. Fair Values for All Financial Instruments by Level 1, 2 and 3

N/A

Type of Financial Instrument	Aggregate Fair Value	Admitted Assets	Level 1	Level 2	Level 3	Net Asset Value (NAV)	Not Practicable (Carrying Value)
BONDS.....	\$ 16,051,525	\$ 17,820,745	\$	\$ 16,051,525	\$	\$	\$
COMMON STOCKS.....	323,040	323,040	323,040				
PREFERRED STOCKS.....	1,278,570	1,278,570		1,278,570			
CASH AND EQUIVALENTS.....	86,679	86,679	86,679				
TOTALS.....	17,739,814	19,509,034	409,719	17,330,095			

D. Not Practicable to Estimate Fair Value - None

E. Nature and Risk of Investments Reported at NAV - None

21. Other Items

A. Unusual or Infrequent Items

On January 4, 2023 CCU acquired 16 shares of GE Healthcare spinoff of GE and sold all 16 shares of GE Healthcare on January 24, 2023

B. Troubled Debt Restructuring - Not Applicable

C. Other Disclosures - Not Applicable

D. Business Interruption Insurance Recoveries - Not Applicable

E. State Transferable and Non-Transferable Tax Credits - Not Applicable

F. Subprime-Mortgage-Related Risk Exposure - Not Applicable

G. Retained Assets - Not Applicable

H. Insurance-Linked Securities (ILS) Contracts - Not Applicable

I. The Amount That Could Be Realized on Life Insurance Where the Reporting Entity is Owner and Beneficiary or Has Otherwise Obtained Rights to Control the Policy - Not Applicable

22. Events Subsequent

Subsequent events have been considered for the statutory financial statements. There were no events occurring subsequent to the end of the year that merited recognition or disclosure in these statements.

23. Reinsurance - No Significant Changes

24. Retrospectively Rated Contracts & Contracts Subject to Redetermination

A. Method Used to Estimate - None

B. Method Used to Record - None

C. Amount and Percent of Net Retrospective Premiums - None

D. Medical Loss Ratio Rebates Required Pursuant to the Public Health Service Act - None

Notes to the Financial Statements

24. Retrospectively Rated Contracts & Contracts Subject to Redetermination (Continued)

E. Risk-Sharing Provisions of the Affordable Care Act (ACA)

- (1) Accident and health insurance premium subject to the Affordable Care Act risk-sharing provisions

Did the reporting entity write accident and health insurance premium which is subject to the Affordable Care Act risk sharing provisions? NO

- (2) Impact of Risk-Sharing Provisions of the Affordable Care Act on admitted assets, liabilities and revenue for the current year - None
- (3) Roll-forward of prior year ACA risk-sharing provisions for the following asset (gross of any nonadmission) and liability balances, along with the reasons for adjustments to prior year balance - None
- (4) Roll-forward of risk corridors asset and liability balances by program benefit year - None
- (5) ACA risk corridors receivable as of reporting date - None

25. Change in Incurred Losses and Loss Adjustment Expenses

A. Reasons for Changes in the Provision for Incurred Loss and Loss Adjustment Expenses Attributable to Insured Events of Prior Years

The Union has had no incurred losses or loss adjustment expenses.

B. Significant Changes in Methodologies and Assumptions Used in Calculating the Liability for Unpaid Losses and Loss Adjustment Expenses

No changes in methodologies or assumptions used in calculating the liability for unpaid losses.

26. Intercompany Pooling Arrangements - None

27. Structured Settlements - None

28. Health Care Receivables - None

29. Participating Policies - No Significant Changes

30. Premium Deficiency Reserves

The Union has no Deficiency Reserves.

1. Liability carried for premium deficiency reserves: \$
2. Date of the most recent evaluation of this liability:
3. Was anticipated investment income utilized in the calculation?

31. Reserves for Life Contracts and Annuity Contracts - No Significant Changes

32. Analysis of Annuity Actuarial Reserves and Deposit Type Contract Liabilities by Withdrawal Characteristics - No Significant Changes

33. Analysis of Life Actuarial Reserves by Withdrawal Characteristics - No Significant Changes

34. Premiums and Annuity Considerations Deferred and Uncollected - No Significant Changes

35. Separate Accounts - None

36. Loss/Claim Adjustment Expenses - None

GENERAL INTERROGATORIES  
PART 1 - COMMON INTERROGATORIES

GENERAL

- 1.1 Did the reporting entity experience any material transactions requiring the filing of Disclosure of Material Transactions with the State of Domicile, as required by the Model Act?.....NO.....
- 1.2 If yes, has the report been filed with the domiciliary state?.....
- 2.1 Has any change been made during the year of this statement in the charter, by-laws, articles of incorporation, or deed of settlement of the reporting entity?.....NO.....
- 2.2 If yes, date of change:.....
- 3.1 Is the reporting entity a member of an Insurance Holding Company System consisting of two or more affiliated persons, one or more of which is an insurer?.....NO.....  
If yes, complete Schedule Y, Parts 1 and 1A.
- 3.2 Have there been any substantial changes in the organizational chart since the prior quarter end?.....NO.....
- 3.3 If the response to 3.2 is yes, provide a brief description of those changes.  
.....
- 3.4 Is the reporting entity publicly traded or a member of a publicly traded group?.....No.....
- 3.5 If the response to 3.4 is yes, provide the CIK (Central Index Key) code issued by the SEC for the entity/group.....
- 4.1 Has the reporting entity been a party to a merger or consolidation during the period covered by this statement?.....NO.....
- 4.2 If yes, provide the name of entity, NAIC Company Code, and state of domicile (use two letter state abbreviation) for any entity that has ceased to exist as a result of the merger or consolidation.

1	2	3
Name of Entity	NAIC Company Code	State of Domicile

5. If the reporting entity is subject to a management agreement, including third-party administrator(s), managing general agent(s), attorney-in-fact, or similar agreement, have there been any significant changes regarding the terms of the agreement or principals involved?.....NO.....  
If yes, attach an explanation.  
.....
- 6.1 State as of what date the latest financial examination of the reporting entity was made or is being made.....12/31/2019...
- 6.2 State the as of date that the latest financial examination report became available from either the state of domicile or the reporting entity. This date should be the date of the examined balance sheet and not the date the report was completed or released.....06/30/2020...
- 6.3 State as of what date the latest financial examination report became available to other states or the public from either the state of domicile or the reporting entity. This is the release date or completion date of the examination report and not the date of the examination (balance sheet date).....10/20/2020...
- 6.4 By what department or departments?  
OHIO DEPARTMENT OF INSURANCE.....
- 6.5 Have all financial statement adjustments within the latest financial examination report been accounted for in a subsequent financial statement filed with Departments?.....N/A.....
- 6.6 Have all of the recommendations within the latest financial examination report been complied with?.....YES.....
- 7.1 Has this reporting entity had any Certificates of Authority, licenses or registrations (including corporate registration, if applicable) suspended or revoked by any governmental entity during the reporting period?.....NO.....
- 7.2 If yes, give full information  
.....
- 8.1 Is the company a subsidiary of a bank holding company regulated by the Federal Reserve Board?.....NO.....
- 8.2 If response to 8.1 is yes, please identify the name of the bank holding company.  
.....
- 8.3 Is the company affiliated with one or more banks, thrifts or securities firms?.....NO.....
- 8.4 If response to 8.3 is yes, please provide below the names and location (city and state of the main office) of any affiliates regulated by a federal regulatory services agency [i.e. the Federal Reserve Board (FRB), the Office of the Comptroller of the Currency (OCC), the Federal Deposit Insurance Corporation (FDIC) and the Securities Exchange Commission (SEC)] and identify the affiliates primary federal regulator.

1	2	3	4	5	6
Affiliate Name	Location (City, State)	FRB	OCC	FDIC	SEC

- 9.1 Are the senior officers (principal executive officer, principal financial officer, principal accounting officer or controller, or persons performing similar functions) of the reporting entity subject to a code of ethics, which includes the following standards?.....YES.....  
(a) Honest and ethical conduct, including the ethical handling of actual or apparent conflicts of interest between personal and professional relationships;  
(b) Full, fair, accurate, timely and understandable disclosure in the periodic reports required to be filed by the reporting entity;  
(c) Compliance with applicable governmental laws, rules and regulations;  
(d) The prompt internal reporting of violations to an appropriate person or persons identified in the code; and  
(e) Accountability for adherence to the code.
- 9.11 If the response to 9.1 is No, please explain:  
.....
- 9.2 Has the code of ethics for senior managers been amended?.....NO.....
- 9.21 If the response to 9.2 is Yes, provide information related to amendment(s).  
.....
- 9.3 Have any provisions of the code of ethics been waived for any of the specified officers?.....NO.....
- 9.31 If the response to 9.3 is Yes, provide the nature of any waiver(s).  
.....

FINANCIAL

- 10.1 Does the reporting entity report any amounts due from parent, subsidiaries or affiliates on Page 2 of this statement?.....NO.....
- 10.2 If yes, indicate any amounts receivable from parent included in the Page 2 amount:.....\$.....

GENERAL INTERROGATORIES  
PART 1 - COMMON INTERROGATORIES

INVESTMENT

- 11.1 Were any of the stocks, bonds, or other assets of the reporting entity loaned, placed under option agreement, or otherwise made available for use by another person? (Exclude securities under securities lending agreements.) NO
- 11.2 If yes, give full and complete information relating thereto:
12. Amount of real estate and mortgages held in other invested assets in Schedule BA: \$
13. Amount of real estate and mortgages held in short-term investments: \$
- 14.1 Does the reporting entity have any investments in parent, subsidiaries and affiliates? NO
- 14.2 If yes, please complete the following:

	1	2
	Prior Year-End Book / Adjusted Carrying Value	Current Quarter Book / Adjusted Carrying Value
14.21 Bonds	\$	\$
14.22 Preferred Stock		
14.23 Common Stock		
14.24 Short-Term Investments		
14.25 Mortgage Loans on Real Estate		
14.26 All Other		
14.27 Total Investment in Parent, Subsidiaries and Affiliates (Subtotal Lines 14.21 to 14.26)		
14.28 Total Investment in Parent included in Lines 14.21 to 14.26 above		

- 15.1 Has the reporting entity entered into any hedging transactions reported on Schedule DB? NO
- 15.2 If yes, has a comprehensive description of the hedging program been made available to the domiciliary state? N/A
- If no, attach a description with this statement.

16. For the reporting entity's security lending program, state the amount of the following as of the current statement date:
- 16.1 Total fair value of reinvested collateral assets reported on Schedule DL, Parts 1 and 2 \$
- 16.2 Total book adjusted/carrying value of reinvested collateral assets reported on Schedule DL, Parts 1 and 2 \$
- 16.3 Total payable for securities lending reported on the liability page \$

17. Excluding items in Schedule E - Part 3 - Special Deposits, real estate, mortgage loans and investments held physically in the reporting entity's offices, vaults or safety deposit boxes, were all stocks, bonds and other securities, owned throughout the current year held pursuant to a custodial agreement with a qualified bank or trust company in accordance with Section 1, III - General Examination Considerations, F. Outsourcing of Critical Functions, Custodial or Safekeeping Agreements of the NAIC *Financial Condition Examiners Handbook*? NO

- 17.1 For all agreements that comply with the requirements of the *Financial Condition Examiners Handbook*, complete the following:

1	2
Name of Custodian(s)	Custodian Address
Wells Fargo	950 Main Avenue, Cleveland, Ohio 44113
Janney, Montgomery, Scott	5005 Rockside Road, Suite 215, Independence, Ohio 44131

- 17.2 For all agreements that do not comply with the requirements of the NAIC *Financial Condition Examiners Handbook*, provide the name, location and a complete explanation:

1	2	3
Name(s)	Location(s)	Complete Explanation(s)

- 17.3 Have there been any changes, including name changes, in the custodian(s) identified in 17.1 during the current quarter? NO
- 17.4 If yes, give full and complete information relating thereto:

1	2	3	4
Old Custodian	New Custodian	Date of Change	Reason

- 17.5 Investment management - Identify all investment advisors, investment managers, broker/dealers, including individuals that have the authority to make investment decisions on behalf of the reporting entity. For assets that are managed internally by employees of the reporting entity, note as such. ["...that have access to the investment accounts"; "...handle securities"]

1	2
Name of Firm or Individual	Affiliation

- 17.5097 For those firms/individuals listed in the table for Question 17.5, do any firms/individuals unaffiliated with the reporting entity (i.e., designated with a "U") manage more than 10% of the reporting entity's invested assets? NO
- 17.5098 For firms/individuals unaffiliated with the reporting entity (i.e., designated with a "U") listed in the table for Question 17.5, does the total assets under management aggregate to more than 50% of the reporting entity's invested assets? NO

- 17.6 For those firms or individuals listed in the table for 17.5 with an affiliation code of "A" (affiliated) or "U" (unaffiliated), provide the information for the table below.

1	2	3	4	5
Central Registration Depository Number	Name of Firm or Individual	Legal Entity Identifier (LEI)	Registered With	Investment Management Agreement (IMA) Filed

GENERAL INTERROGATORIES  
PART 1 - COMMON INTERROGATORIES

- 18.1 Have all the filing requirements of the *Purposes and Procedures Manual of the NAIC Investment Analysis Office* been followed? .....YES.....
- 18.2 If no, list exceptions:  
.....
19. By self-designating 5GI securities, the reporting entity is certifying the following elements for each self-designated 5GI security:  
a. Documentation necessary to permit a full credit analysis of the security does not exist or an NAIC CRP credit rating for an FE or PL security is not available.  
b. Issuer or obligor is current on all contracted interest and principal payments.  
c. The insurer has an actual expectation of ultimate payment of all contracted interest and principal.  
Has the reporting entity self-designated 5GI securities? .....NO.....
20. By self-designating PLGI securities, the reporting entity is certifying the following elements of each self-designated PLGI security:  
a. The security was purchased prior to January 1, 2018.  
b. The reporting entity is holding capital commensurate with the NAIC Designation reported for the security.  
c. The NAIC Designation was derived from the credit rating assigned by an NAIC CRP in its legal capacity as a NRSRO which is shown on a current private letter rating held by the insurer and available for examination by state insurance regulators.  
d. The reporting entity is not permitted to share this credit rating of the PL security with the SVO.  
Has the reporting entity self-designated PLGI securities? .....NO.....
21. By assigning FE to a Schedule BA non-registered private fund, the reporting entity is certifying the following elements of each self-designated FE fund:  
a. The shares were purchased prior to January 1, 2019.  
b. The reporting entity is holding capital commensurate with the NAIC Designation reported for the security.  
c. The security had a public credit rating(s) with annual surveillance assigned by an NAIC CRP in its legal capacity as an NRSRO prior to January 1, 2019.  
d. The fund only or predominantly holds bonds in its portfolio.  
e. The current reported NAIC Designation was derived from the public credit rating(s) with annual surveillance assigned by an NAIC CRP in its legal capacity as an NRSRO.  
f. The public credit rating(s) with annual surveillance assigned by an NAIC CRP has not lapsed.  
Has the reporting entity assigned FE to Schedule BA non-registered private funds that complied with the above criteria? .....NO.....

GENERAL INTERROGATORIES

PART 2 – LIFE AND ACCIDENT AND HEALTH COMPANIES/FRATERNAL BENEFIT SOCIETIES

Life and Accident Health Companies/Fraternal Benefit Societies:

1. Report the statement value of mortgage loans at the end of this reporting period for the following categories:

	1
	Amount
1.1 Long-Term Mortgages in Good Standing	
1.11 Farm Mortgages	\$
1.12 Residential Mortgages	
1.13 Commercial Mortgages	
1.14 Total Mortgages in Good Standing	\$
1.2 Long-Term Mortgages in Good Standing with Restructured Terms	
1.21 Total Mortgages in Good Standing with Restructured Terms	\$
1.3 Long-Term Mortgage Loans upon which Interest is Overdue more than Three Months	
1.31 Farm Mortgages	\$
1.32 Residential Mortgages	
1.33 Commercial Mortgages	
1.34 Total Mortgages with Interest Overdue more than Three Months	\$
1.4 Long-Term Mortgage Loans in Process of Foreclosure	
1.41 Farm Mortgages	\$
1.42 Residential Mortgages	
1.43 Commercial Mortgages	
1.44 Total Mortgages in Process of Foreclosure	
1.5 Total Mortgage Loans (Lines 1.14 + 1.21+1.34+1.44) (Page 2, Column 3, Lines 3.1 +3.2)	\$
1.6 Long-Term Mortgages Foreclosed, Properties Transferred to Real Estate in Current Quarter	
1.61 Farm Mortgages	\$
1.62 Residential Mortgages	
1.63 Commercial Mortgages	
1.64 Total Mortgages Foreclosed and Transferred to Real Estate	\$
2. Operating Percentages:	
2.1 A&H loss percent	%
2.2 A&H cost containment percent	%
2.3 A&H expense percent excluding cost containment expenses	%
3.1 Do you act as a custodian for health savings accounts?	NO
3.2 If yes, please provide the amount of custodial funds held as of the reporting date.	\$
3.3 Do you act as an administrator for health savings accounts?	NO
3.4 If yes, please provide the balance of the funds administered as of the reporting date.	\$
4 Is the reporting entity licensed or chartered, registered, qualified, eligible or writing business in at least two states?	YES
4.1 If no, does the reporting entity assume reinsurance business that covers risks residing in at least one state other than the state of domicile of the reporting entity	

Fraternal Benefit Societies Only:

5.1	In all cases where the reporting entity has assumed accident and health risks from another company, provisions should be made in this statement on account of such reinsurances for reserve equal to that which the original company would have been required to establish had it retained the risks. Has this been done?	N/A
5.2	If no, explain:	
6.1	Does the reporting entity have outstanding assessments in the form of liens against policy benefits that have increased surplus?	NO
6.2	If yes, what is the date(s) of the original lien and the total outstanding balance of liens that remain in surplus?	

Date	Outstanding Lien Amount
	\$

**SCHEDULE S - CEDED REINSURANCE**  
Showing All New Reinsurance Treaties - Current Year to Date

1	2	3	4	5	6	7	8	9	10
NAIC Company Code	ID Number	Effective Date	Name of Reinsurer	Domiciliary Jurisdiction	Type of Reinsurance Ceded	Type of Business Ceded	Type of Reinsurer	Certified Reinsurer Rating (1 through 6)	Effective Date of Certified Reinsurer Rating

NONE

SCHEDULE T – PREMIUMS AND ANNUITY CONSIDERATIONS

Current Year to Date - Allocated by States and Territories

States, Etc.		1	Direct Business Only					
			Life Contracts		4	5	6	7
			2	3				
		Active Status (a)	Life Insurance Premiums	Annuity Considerations	Accident and Health Insurance Premiums, Including Policy, Membership and Other Fees	Other Considerations	Total Columns 2 Through 5	Deposit-Type Contracts
1.	Alabama	AL N						
2.	Alaska	AK N						
3.	Arizona	AZ N						
4.	Arkansas	AR N						
5.	California	CA N						
6.	Colorado	CO N						
7.	Connecticut	CT N						
8.	Delaware	DE N						
9.	District of Columbia	DC N						
10.	Florida	FL N						
11.	Georgia	GA N						
12.	Hawaii	HI N						
13.	Idaho	ID N						
14.	Illinois	IL L	8,948	750			9,698	
15.	Indiana	IN N						
16.	Iowa	IA L		10,000			10,000	
17.	Kansas	KS N						
18.	Kentucky	KY N						
19.	Louisiana	LA N						
20.	Maine	ME N						
21.	Maryland	MD N						
22.	Massachusetts	MA N						
23.	Michigan	MI L		10,000			10,000	
24.	Minnesota	MN N	62				62	
25.	Mississippi	MS N						
26.	Missouri	MO N						
27.	Montana	MT N						
28.	Nebraska	NE N						
29.	Nevada	NV N						
30.	New Hampshire	NH N						
31.	New Jersey	NJ N						
32.	New Mexico	NM N						
33.	New York	NY N	377				377	
34.	North Carolina	NC N						
35.	North Dakota	ND N						
36.	Ohio	OH L	12,115	84,471			96,586	
37.	Oklahoma	OK N						
38.	Oregon	OR N						
39.	Pennsylvania	PA N						
40.	Rhode Island	RI N						
41.	South Carolina	SC N						
42.	South Dakota	SD N						
43.	Tennessee	TN N						
44.	Texas	TX N						
45.	Utah	UT N						
46.	Vermont	VT N						
47.	Virginia	VA N						
48.	Washington	WA N						
49.	West Virginia	WV N						
50.	Wisconsin	WI N						
51.	Wyoming	WY N						
52.	American Samoa	AS N						
53.	Guam	GU N						
54.	Puerto Rico	PR N						
55.	US Virgin Islands	VI N						
56.	Northern Mariana Islands	MP N						
57.	Canada	CAN N						
58.	Aggregate Other Alien	OT XXX						
59.	Subtotal	XXX	21,502	105,221			126,723	
90.	Reporting entity contributions for employee benefits plans	XXX						
91.	Dividends or refunds applied to purchase paid-up additions and annuities	XXX						
92.	Dividends or refunds applied to shorten endowment or premium paying period	XXX						
93.	Premium or annuity considerations waived under disability or other contract provisions	XXX						
94.	Aggregate other amounts not allocable by State	XXX						
95.	Totals (Direct Business)	XXX	21,502	105,221			126,723	
96.	Plus Reinsurance Assumed	XXX						
97.	Totals (All Business)	XXX	21,502	105,221			126,723	
98.	Less Reinsurance Ceded	XXX	507				507	
99.	Totals (All Business) less Reinsurance Ceded	XXX	20,995	105,221			126,216	
Details of Write-Ins								
58001.		XXX						
58002.		XXX						
58003.		XXX						
58998.	Summary of remaining write-ins for Line 58 from overflow page	XXX						
58999.	Totals (Lines 58001 through 58003 plus 58998) (Line 58 above)	XXX						
9401.		XXX						
9402.		XXX						
9403.		XXX						
9498.	Summary of remaining write-ins for Line 94 from overflow page	XXX						
9499.	Totals (Lines 9401 through 9403 plus 9498) (Line 94 above)	XXX						

(a) Active Status Counts

1. L – Licensed or Chartered - Licensed insurance carrier or domiciled RRG	4	4. Q – Qualified - Qualified or accredited reinsurer	—
2. R – Registered – Non-domiciled RRGs	—	5. N – None of the above - Not allowed to write business in the state	53
3. E – Eligible - Reporting entities eligible or approved to write surplus lines in the state	—		



**SCHEDULE Y - INFORMATION CONCERNING ACTIVITIES OF INSURER MEMBERS OF A HOLDING COMPANY GROUP**  
PART 1 - ORGANIZATIONAL CHART

**NONE**

SCHEDULE Y

PART 1A - DETAIL OF INSURANCE HOLDING COMPANY SYSTEM

1	2	3	4	5	6	7	8	9	10	11	12	13	14	15	16
Group Code	Group Name	NAIC Company Code	ID Number	Federal RSSD	CIK	Name of Securities Exchange if Publicly Traded (U.S. or International)	Names of Parent, Subsidiaries Or Affiliates	Domiciliary Location	Relationship to Reporting Entity	Directly Controlled by (Name of Entity/Person)	Type of Control (Ownership, Board, Management, Attorney-in-Fact, Influence, Other)	If Control is Ownership Provide Percentage	Ultimate Controlling Entity(ies) / Person(s)	Is an SCA Filing Required? (Yes/No)	*

NONE

Asterisk	Explanation

SUPPLEMENTAL EXHIBITS AND SCHEDULES INTERROGATORIES

The following supplemental reports are required to be filed as part of your statement filing. However, in the event that your company does not transact the type of business for which the special report must be filed, your response of **NO** to the specific interrogatory will be accepted in lieu of filing a “NONE” report and a bar code will be printed below. If the supplement is required of your company but is not being filed for whatever reason enter **SEE EXPLANATION** and provide an explanation following the interrogatory questions.

	Response
1. Will the Trusteed Surplus Statement be filed with the state of domicile and the NAIC with this statement?.....	NO .....
2. Will the Medicare Part D Coverage Supplement be filed with the state of domicile and the NAIC with this statement?.....	NO .....
3. Will the Reasonableness of Assumptions Certification required by Actuarial Guideline XXXV be filed with the state of domicile and electronically with the NAIC? .....	YES .....
4. Will the Reasonableness and Consistency of Assumptions Certification required by Actuarial Guideline XXXV be filed with the state of domicile and electronically with the NAIC? .....	NO .....
5. Will the Reasonableness of Assumptions Certification for Implied Guaranteed Rate Method required by Actuarial Guideline XXXVI be filed with the state of domicile and electronically with the NAIC?.....	NO .....
6. Will the Reasonableness and Consistency of Assumptions Certification required by Actuarial Guideline XXXVI (Updated Average Market Value) be filed with the state of domicile and electronically with the NAIC?.....	NO .....
7. Will the Reasonableness and Consistency of Assumptions Certification required by Actuarial Guideline XXXVI (Updated Market Value) be filed with the state of domicile and electronically with the NAIC? .....	NO .....
8. Will the Life PBR Statement of Exemption be filed with the state of domicile by July 1st and electronically with the NAIC with the second quarterly filing per the Valuation Manual (by August 15)? (2nd Quarter Only) The response for 1st and 3rd quarters should be N/A. A NO response resulting with a bar code is only appropriate in the 2nd quarter. In the case of an ongoing statement of exemption, enter “SEE EXPLANATION” and provide as an explanation that the company is utilizing an ongoing statement of exemption.....	SEE EXPLANATION.....







August Filing

9. Will the regulator-only (non-public) Communication of Internal Control Related Matters Noted in Audit be filed with the state of domicile and electronically with the NAIC (as a regulator-only non-public document) by August 1? The response for 1st and 3rd quarters should be N/A. A NO response resulting with a bar code is only appropriate in the 2nd quarter.....	YES .....
---	-----------

EXPLANATION:

1. The data for this supplement is not required to be filed.....	
2. The data for this supplement is not required to be filed.....	
3. The data for this supplement is not required to be filed.....	
4. The data for this supplement is not required to be filed.....	
5. The data for this supplement is not required to be filed.....	
6. The data for this supplement is not required to be filed.....	
7. The data for this supplement is not required to be filed.....	
8. The CCU is utilizing an ongoing statement of exemption.....	
9. ....	

BARCODES:

1.	 5 6 3 2 4 2 0 2 3 4 9 0 0 0 0 0 2
2.	 5 6 3 2 4 2 0 2 3 3 6 5 0 0 0 0 2
3.	
4.	 5 6 3 2 4 2 0 2 3 4 4 6 0 0 0 0 2
5.	 5 6 3 2 4 2 0 2 3 4 4 7 0 0 0 0 2
6.	 5 6 3 2 4 2 0 2 3 4 4 8 0 0 0 0 2
7.	 5 6 3 2 4 2 0 2 3 4 4 9 0 0 0 0 2
8.	
9.	

**OVERFLOW PAGE FOR WRITE-INS**

SCHEDULE A – VERIFICATION

Real Estate

			1	2
			Year to Date	Prior Year Ended December 31
1.	Book/adjusted carrying value, December 31 of prior year		74,263	62,487
2.	Cost of acquired:			
2.1	Actual cost at time of acquisition			14,300
2.2	Additional investment made after acquisition			
3.	Current year change in encumbrances			
4.	Total gain (loss) on disposals			
5.	Deduct amounts received on disposals			
6.	Total foreign exchange change in book / adjusted carrying value			
7.	Deduct current year's other-than-temporary impairment recognized			
8.	Deduct current year's depreciation		1,410	2,524
9.	Book/adjusted carrying value at the end of current period (Lines 1+2+3+4-5+6-7-8)		72,853	74,263
10.	Deduct total nonadmitted amounts			
11.	Statement value at end of current period (Line 9 minus Line 10)		72,853	74,263

SCHEDULE B – VERIFICATION

Mortgage Loans

			1	2
			Year to Date	Prior Year Ended December 31
1.	Book value/recorded investment excluding accrued interest, December 31 of prior year			
2.	Cost of acquired:			
2.1	Actual cost at time of acquisition			
2.2	Additional investment made after acquisition			
3.	Capitalized deferred interest and other			
4.	Accrual of discount			
5.	Unrealized valuation increase (decrease)			
6.	Total gain (loss) on disposals			
7.	Deduct amounts received on disposals			
8.	Deduct amortization of premium and mortgage interest points and comm			
9.	Total foreign exchange change in book value/recorded investment excluding accrued interest			
10.	Deduct current year's other-than-temporary impairment recognized			
11.	Book value/recorded investment excluding accrued interest at end of current period (Lines 1+2+3+4+5+6-7-8+9-10)			
12.	Total valuation allowance			
13.	Subtotal (Line 11 plus Line 12)			
14.	Deduct total nonadmitted amounts			
15.	Statement value at end of current period (Line 13 minus Line 14)			

NONE

SCHEDULE BA - VERIFICATION

Other Long-Term Invested Assets

			1	2
			Year to Date	Prior Year Ended December 31
1.	Book/adjusted carrying value, December 31 of prior year		34,292	41,921
2.	Cost of acquired:			
2.1	Actual cost at time of acquisition			
2.2	Additional investment made after acquisition			
3.	Capitalized deferred interest and other			
4.	Accrual of discount		–	
5.	Unrealized valuation increase (decrease)			
6.	Total gain (loss) on disposals		20,985	(3,681)
7.	Deduct amounts received on disposals		55,277	3,948
8.	Deduct amortization of premium and depreciation		–	
9.	Total foreign exchange change in book / adjusted carrying value			
10.	Deduct current year's other-than-temporary impairment recognized			
11.	Book/adjusted carrying value at end of current period (Lines 1+2+3+4+5+6-7-8+9-10)		–	34,292
12.	Deduct total nonadmitted amounts			
13.	Statement value at end of current period (Line 11 minus Line 12)		–	34,292

SCHEDULE D - VERIFICATION

Bonds and Stocks

			1	2
			Year to Date	Prior Year Ended December 31
1.	Book/adjusted carrying value of bonds and stocks, December 31 of prior year		20,613,082	19,200,641
2.	Cost of bonds and stocks acquired		554,764	2,964,990
3.	Accrual of discount		5,273	7,760
4.	Unrealized valuation increase (decrease)		(35,846)	(279,307)
5.	Total gain (loss) on disposals		78,743	(3,769)
6.	Deduct consideration for bonds and stocks disposed of		1,733,189	1,180,685
7.	Deduct amortization of premium		60,471	118,146
8.	Total foreign exchange change in book / adjusted carrying value			
9.	Deduct current year's other-than-temporary impairment recognized			
10.	Total investment income recognized as a result of prepayment penalties and/or acceleration fees			21,598
11.	Book/adjusted carrying value at end of current period (Lines 1+2+3+4+5-6-7+8-9+10)		19,422,356	20,613,082
12.	Deduct total nonadmitted amounts			
13.	Statement value at end of current period (Line 11 minus Line 12)		19,422,356	20,613,082

SCHEDULE D – PART 1B

Showing the Acquisitions, Dispositions and Non-Trading Activity  
During the Current Quarter for all Bonds and Preferred Stock by NAIC Designation

	1	2	3	4	5	6	7	8
NAIC Designation	Book / Adjusted Carrying Value Beginning of Current Quarter	Acquisitions During Current Quarter	Dispositions During Current Quarter	Non-Trading Activity During Current Quarter	Book / Adjusted Carrying Value End of First Quarter	Book / Adjusted Carrying Value End of Second Quarter	Book / Adjusted Carrying Value End of Third Quarter	Book / Adjusted Carrying Value December 31 Prior Year
<b>Bonds</b>								
1. NAIC 1 (a).....	4,845,993	200,000	51,032	(9,751)	4,845,993	4,985,210		4,787,551
2. NAIC 2 (a).....	11,702,757	203,832	217,000	(18,381)	11,702,757	11,671,208		12,514,453
3. NAIC 3 (a).....	1,287,688		124,648	(1,203)	1,287,688	1,161,837		1,389,064
4. NAIC 4 (a).....								
5. NAIC 5 (a).....								
6. NAIC 6 (a).....	2,544		53	(1)	2,544	2,490		2,631
7. Total Bonds.....	17,838,982	403,832	392,733	(29,336)	17,838,982	17,820,745		18,693,699
<b>Preferred Stock</b>								
8. NAIC 1.....	63,954			(5,081)	63,954	58,873		
9. NAIC 2.....	1,224,381			(4,684)	1,224,381	1,219,697		153,484
10. NAIC 3.....								1,154,072
11. NAIC 4.....								
12. NAIC 5.....								
13. NAIC 6.....								
14. Total Preferred Stock.....	1,288,335			(9,765)	1,288,335	1,278,570		1,307,556
15. Total Bonds & Preferred Stock.....	19,127,317	403,832	392,733	(39,101)	19,127,317	19,099,315		20,001,255

(a) Book/Adjusted Carrying Value column for the end of the current reporting period includes the following amount of short-term and cash equivalent bonds by NAIC designation:

NAIC 1 \$ ; NAIC 2 \$ ; NAIC 3 \$ ; NAIC 4 \$ ; NAIC 5 \$ ; NAIC 6 \$

(SI-03) Schedule DA - Part 1

NONE

(SI-03) Schedule DA - Verification - Short-Term Investments

NONE

(SI-04) Schedule DB - Part A - Verification - Options, Caps, Floors, Collars, Swaps and Forwards

NONE

(SI-04) Schedule DB - Part B - Verification - Futures Contracts

NONE

(SI-05) Schedule DB - Part C - Section 1

NONE

(SI-06) Schedule DB - Part C - Section 2

NONE

(SI-07) Schedule DB - Verification

NONE

(SI-08) Schedule E - Part 2 - Verification - Cash Equivalents

NONE

SCHEDULE A - PART 2

Showing All Real Estate ACQUIRED AND ADDITIONS MADE During the Current Quarter

1	Location		4	5	6	7	8	9
	2	3						
Description of Property	City	State	Date Acquired	Name of Vendor	Actual Cost at Time of Acquisition	Amount of Encumbrances	Book / Adjusted Carrying Value Less Encumbrances	Additional Investment Made after Acquisition
0399999 – Totals								

NONE

SCHEDULE A - PART 3

Showing All Real Estate DISPOSED During the Quarter, Including Payments During the Final Year on “Sales Under Contract”

1	Location		4	5	6	7	8	Change in Book / Adjusted Carrying Value Less Encumbrances					14	15	16	17	18	19	20
	2	3						9	10	11	12	13							
Description of Property	City	State	Disposal Date	Name of Purchaser	Actual Cost	Expended for Additions, Permanent Improvements and Changes in Encumbrances	Book / Adjusted Carrying Value Less Encumbrances Prior Year	Current Year's Depreciation	Current Year's Other-Than-Temporary Impairment Recognized	Current Year's Change in Encumbrances	Total Change in B./A.C.V. (11 - 9 - 10)	Total Foreign Exchange Change in B./A.C.V.	Book / Adjusted Carrying Value Less Encumbrances on Disposal	Amounts Received During Year	Foreign Exchange Gain (Loss) on Disposal	Realized Gain (Loss) on Disposal	Total Gain (Loss) on Disposal	Gross Income Earned Less Interest Incurred on Encumbrances	Taxes, Repairs and Expenses Incurred
Property disposed																			
Office	Cleveland	OH			52,206	74,263		705			(705)								5,152
0199999 – Property disposed					52,206	74,263		705			(705)								5,152
0399999 – Totals					52,206	74,263		705			(705)								5,152



(E-02) Schedule B - Part 2

**NONE**

(E-02) Schedule B - Part 3

**NONE**

(E-03) Schedule BA - Part 2

**NONE**

(E-03) Schedule BA - Part 3

**NONE**

SCHEDULE D - PART 3

Show All Long-Term Bonds and Stock Acquired During the Current Quarter

1	2	3	4	5	6	7	8	9	10
CUSIP Identification	Description	Foreign	Date Acquired	Name of Vendor	Number of Shares of Stock	Actual Cost	Par Value	Paid for Accrued Interest and Dividends	NAIC Designation, NAIC Designation Modifier and SVO Administrative Symbol
<b>Bonds: U.S. Special Revenue and Special Assessment and all Non-Guaranteed Obligations of Agencies and Authorities of Governments and Their Political Subdivisions</b>									
3133EP-JA-4 .....	FEDL FARM CREDIT BANK .....	.....	05/09/2023 .....	JANNEY MONTGOMERY SCOTT .....	XXX .....	75,000 .....	75,000 .....	– .....	1.B .....
0909999999 – Bonds: U.S. Special Revenue and Special Assessment and all Non-Guaranteed Obligations of Agencies and Authorities of Governments and Their Political Subdivisions .....						75,000 .....	75,000 .....	– .....	XXX .....
<b>Bonds: Industrial and Miscellaneous (Unaffiliated)</b>									
02006D-N2-3 .....	ALLY FINANCIAL INC .....	.....	05/01/2023 .....	JANNEY MONTGOMERY SCOTT .....	XXX .....	100,000 .....	100,000 .....	– .....	2.C .....
10112R-BG-8 .....	BOSTON PROPERTIES LP .....	.....	05/03/2023 .....	WELLS FARGO .....	XXX .....	103,832 .....	100,000 .....	3,150 .....	2.A .....
06055J-BK-4 .....	BANK AMERICA CORP .....	.....	06/13/2023 .....	JANNEY MONTGOMERY SCOTT .....	XXX .....	125,000 .....	125,000 .....	– .....	1.F .....
1109999999 – Bonds: Industrial and Miscellaneous (Unaffiliated) .....						328,832 .....	325,000 .....	3,150 .....	XXX .....
2509999997 – Subtotals - Bonds - Part 3 .....						403,832 .....	400,000 .....	3,150 .....	XXX .....
2509999998 – Summary Item from Part 5 for Bonds (N/A to Quarterly) .....									
2509999999 – Subtotals - Bonds .....						403,832 .....	400,000 .....	3,150 .....	XXX .....
6009999999 – Totals .....						403,832 .....	XXX .....	3,150 .....	XXX .....

SCHEDULE D - PART 4

Show All Long-Term Bonds and Stock Sold, Redeemed or Otherwise Disposed of During the Current Quarter

1	2	3	4	5	6	7	8	9	10	Change in Book / Adjusted Carrying Value					16	17	18	19	20	21	22
										11	12	13	14	15							
CUSIP Identification	Description	Foreign	Disposal Date	Name of Purchaser	Number of Shares of Stock	Consideration	Par Value	Actual Cost	Prior Year Book / Adjusted Carrying Value	Unrealized Valuation Increase / (Decrease)	Current Year's (Amortization) / Accretion	Current Year's Other-Than- Temporary Impairment Recognized	Total Change in B. / A.C.V. (11+12-13)	Total Foreign Exchange Change in B./A.C.V.	Book / Adjusted Carrying Value at Disposal Date	Foreign Exchange Gain (Loss) on Disposal	Realized Gain (Loss) on Disposal	Total Gain (Loss) on Disposal	Bond Interest / Stock Dividends Received During Year	Stated Contractual Maturity Date	NAIC Designation, NAIC Designation Modifier and SVO Administrative Symbol
Bonds: U.S. Governments																					
36202D-3G-4	GNMA PASS THRU POOL		06/30/2023	CALLED (PARTIAL)	XXX	12	12	12	12						12						1.A FE
36202D-CC-3	GNMA PASS THRU POOL		06/30/2023	CALLED (PARTIAL)	XXX	70	70	70	70						70						1.A FE
36202E-BU-2	GNMA PASS THRU POOL		06/30/2023	CALLED (PARTIAL)	XXX	25	25	25	25						25						1.A FE
36202E-EH-8	GNMA PASS THRU POOL		06/30/2023	CALLED (PARTIAL)	XXX	53	53	53	53						53						1.A FE
36202X-DA-2	GNMA PASS THRU POOL		06/30/2023	CALLED (PARTIAL)	XXX	29	29	29	29						29						1.A FE
36206C-SB-6	GNMA PASS THRU POOL		06/30/2023	CALLED (PARTIAL)	XXX	24	24	24	24						24						1.A FE
36225B-PP-7	GNMA PASS THRU POOL		06/30/2023	CALLED (PARTIAL)	XXX	9	9	9	9						9						1.A FE
36290R-SP-4	GNMA PASS THRU POOL		06/30/2023	CALLED (PARTIAL)	XXX	21	21	21	21						21						1.A FE
38374B-6B-4	MULTICLASS CMO		06/30/2023	CALLED (PARTIAL)	XXX	217	217	217	217						217						1.A FE
38374B-DJ-9	MULTICLASS CMO		06/30/2023	CALLED (PARTIAL)	XXX	131	131	131	131						131						1.A FE
38374F-CU-6	MULTICLASS CMO		06/30/2023	CALLED (PARTIAL)	XXX	72	72	72	72						72						1.A FE
38374K-LR-2	GOVT NAT MORT ASSN		06/30/2023	CALLED (PARTIAL)	XXX	139	139	139	139						139						1.A FE
38374L-SQ-0	MULTICLASS CMO		06/30/2023	CALLED (PARTIAL)	XXX	1,580	1,580	1,580	1,580						1,580						1.A FE
38374L-HA-2	GOVT NAT MORT ASSN		06/30/2023	CALLED (PARTIAL)	XXX	168	168	168	168						168						1.A FE
38374X-SX-4	GOVT NAT MORT ASSN		06/30/2023	CALLED (PARTIAL)	XXX	207	207	207	207						207						1.A FE
38375J-HQ-1	GOVT NAT MORT ASSN		06/30/2023	CALLED (PARTIAL)	XXX	201	201	201	201						201						1.A FE
38375Q-EY-1	GOVT NAT MORT ASSN		06/30/2023	CALLED (PARTIAL)	XXX	181	181	181	181						181						1.A FE
38383X-GS-7	GOVT NAT MORT ASSN		06/30/2023	CALLED (PARTIAL)	XXX	2,383	2,383	2,383	2,383						2,383						1.A FE
0109999999 – Bonds: U.S. Governments						5,522	5,522	5,522	5,522						5,522					XXX	XXX
Bonds: All Other Governments																					
31358U-MV-5	FED NAT MORT ASSN		04/25/2023	MATURED	XXX	—	70	230	1,035	(1,035)			(1,035)		(1,035)		—	—	—	04/25/2023	1.A FE
3133T4-GB-6	FED HOME LOAN MORT		06/30/2023	CALLED (PARTIAL)	XXX	15	15	15	15						15						1.A FE
31359F-QL-5	FNMA SEQUENTIAL		06/30/2023	CALLED (PARTIAL)	XXX	24	24	24	24						24						1.A FE
313921-Y8-5	FED NAT MORT ASSN		06/30/2023	CALLED (PARTIAL)	XXX	38	38	38	38						38						1.A FE
31393X-RL-3	FED NAT MORT ASSN		06/30/2023	CALLED (PARTIAL)	XXX	362	362	362	362						362						1.A FE
0309999999 – Bonds: All Other Governments						439	509	669	1,474	(1,035)			(1,035)		(596)		—	—	—	XXX	XXX
Bonds: Industrial and Miscellaneous (Unaffiliated)																					
500255-AU-8	KOHL'S CORP		04/25/2023	SOLD	XXX	69,229	75,000	74,237	74,595		53		53		74,648		(5,420)	(5,420)	2,479	07/17/2025	3.B FE
855664-AR-1	NORDSTROM INC		04/26/2023	SOLD (PARTIAL)	XXX	31,215	50,000	46,379	50,000		—		—		50,000		(18,785)	(18,785)	1,965	01/15/2044	3.A FE
92976G-AJ-0	WACHOVIA BANK NA		04/26/2023	SOLD	XXX	83,237	75,000	75,000	75,000		—		—		75,000		8,237	8,237	3,891	01/15/2038	2.A FE
525ESC-05-9	LEHMAN BROS		04/30/2023	CALLED (PARTIAL)	XXX	12	12	12	—		—		—		—		12	12	—	09/28/2037	6.
46625H-JJ-0	JPMORGAN CHASE & CO		05/02/2023	MATURED	XXX	25,000	25,000	24,803	24,988		12		12		25,000		—	—	422	05/01/2023	2.A FE
037833-AK-6	APPLE COMPUTER		05/03/2023	MATURED	XXX	25,000	25,000	24,862	24,997		3		3		25,000		—	—	300	05/03/2023	1.B FE
857477-AL-7	STATE STR CORP		05/15/2023	MATURED	XXX	25,000	25,000	24,917	25,000		—		—		25,000		—	—	388	05/15/2023	1.G FE
891906-AB-5	TOTAL SYS SVCS INC		06/01/2023	MATURED	XXX	75,000	75,000	72,919	75,000		—		—		75,000		—	—	1,406	06/01/2023	2.C FE
615369-99-9	MOODY'S CORPORATION		06/14/2023	CALLED (PARTIAL)	XXX	42,000	42,000	42,000	42,000		—		—		42,000		—	—	1,701	02/15/2024	2.A FE
05949Q-BD-6	BANC AMERICA		06/30/2023	CALLED (PARTIAL)	XXX	53	53	53	53		—		—		53		—	—	—	03/25/2036	6. FE
1109999999 – Bonds: Industrial and Miscellaneous (Unaffiliated)						375,746	392,065	385,182	391,633		68		68		391,701		(15,956)	(15,956)	12,552	XXX	XXX
2509999997 – Subtotals - Bonds - Part 4						381,707	398,096	391,373	398,629		(967)		(967)		396,627		(15,956)	(15,956)	12,552	XXX	XXX
2509999998 – Summary Item from Part 5 for Bonds (N/A to Quarterly)																					
2509999999 – Subtotals - Bonds						381,707	398,096	391,373	398,629		(967)		(967)		396,627		(15,956)	(15,956)	12,552	XXX	XXX
6009999999 – Totals						381,707	XXX	391,373	398,629		(967)		(967)		396,627		(15,956)	(15,956)	12,552	XXX	XXX

(E-06) Schedule DB - Part A - Section 1

NONE

(E-06) Schedule DB - Part A - Section 1 - Description of Hedged Risk(s)

NONE

(E-06) Schedule DB - Part A - Section 1 - Financial or Economic Impact of The Hedge at the End of the Reporting Period

NONE

(E-07) Schedule DB - Part B - Section 1

NONE

(E-07) Schedule DB - Part B - Section 1 - Broker Name

NONE

(E-07) Schedule DB - Part B - Section 1 - Description of Hedged Risk(s)

NONE

(E-07) Schedule DB - Part B - Section 1 - Financial or Economic Impact of The Hedge at the End of the Reporting Period

NONE

(E-08) Schedule DB - Part D - Section 1

NONE

(E-09) Schedule DB - Part D - Section 2 - Collateral Pledged By Reporting Entity

NONE

(E-09) Schedule DB - Part D - Section 2 - Collateral Pledged To Reporting Entity

NONE

(E-10) Schedule DB - Part E

NONE

(E-11) Schedule DL - Part 1

NONE

(E-12) Schedule DL - Part 2

NONE

SCHEDULE E - PART 1 - CASH  
Month End Depository Balances

1  Depository	2  Code	3  Rate of Interest	4  Amount of Interest Received During Current Quarter	5  Amount of Interest Accrued at Current Statement Date	Book Balance at End of Each Month During Current Quarter			9  *
					6	7	8	
					First Month	Second Month	Third Month	
JANNEY MONTGOMERY SCOTT SWEEP ACCOUNT – OHIO	0				71,818	1,310	4,464	XXX
PNC COMMERCIAL ACCOUNT – OHIO	0				61,786	53,359	64,573	XXX
PNC MONEY MARKET – OHIO	0	0.010			16,231	16,232	16,232	XXX
WELLS FARGO SWEEP ACCOUNT – OHIO	0				1,061	2,023	1,160	XXX
0199998 – Deposits in depositories that do not exceed the allowable limit in any one depository (see Instructions) - Open Depositories								XXX
0199999 – Total Open Depositories					150,896	72,924	86,429	XXX
0299998 – Deposits in depositories that do not exceed the allowable limit in any one depository (see Instructions) - Suspended Depositories								XXX
0299999 – Total Suspended Depositories								XXX
0399999 – Total Cash on Deposit					150,896	72,924	86,429	XXX
0499999 – Cash in Company's Office			XXX	XXX			250	XXX
0599999 – Total					150,896	72,924	86,679	XXX

SCHEDULE E - PART 2 - CASH EQUIVALENTS

Show Investments Owned End of Current Quarter

1	2	3	4	5	6	7	8	9
CUSIP	Description	Code	Date Acquired	Rate of Interest	Maturity Date	Book / Adjusted Carrying Value	Amount of Interest Due and Accrued	Amount Received During Year
8609999999 – Total Cash Equivalents.....								

NONE