



LIFE, ACCIDENT AND HEALTH COMPANIES/FRATERNAL BENEFIT SOCIETIES - ASSOCIATION EDITION

QUARTERLY STATEMENT

AS OF MARCH 31, 2023  
OF THE CONDITION AND AFFAIRS OF THE

The Western and Southern Life Insurance Company

NAIC Group Code 0836 0836 NAIC Company Code 70483 Employer's ID Number 31-0487145  
(Current) (Prior)

Organized under the Laws of Ohio, State of Domicile or Port of Entry OH

Country of Domicile United States of America

Licensed as business type: Life, Accident and Health [ X ] Fraternal Benefit Societies [ ]

Incorporated/Organized 02/23/1888 Commenced Business 04/30/1888

Statutory Home Office 400 Broadway Cincinnati, OH, US 45202  
(Street and Number) (City or Town, State, Country and Zip Code)

Main Administrative Office 400 Broadway Cincinnati, OH, US 45202 513-629-1800  
(Street and Number) (City or Town, State, Country and Zip Code) (Area Code) (Telephone Number)

Mail Address 400 Broadway Cincinnati, OH, US 45202  
(Street and Number or P.O. Box) (City or Town, State, Country and Zip Code)

Primary Location of Books and Records 400 Broadway Cincinnati, OH, US 45202 513-629-1800  
(Street and Number) (City or Town, State, Country and Zip Code) (Area Code) (Telephone Number)

Internet Website Address WWW.WesternSouthernLife.com

Statutory Statement Contact Wade Matthew Fugate 513-629-1402  
(Name) (Area Code) (Telephone Number)  
CompAcctGrp@WesternSouthernLife.com 513-629-1871  
(E-mail Address) (FAX Number)

OFFICERS

Chairman of Board, President & CEO John Finn Barrett  
Secretary and Counsel Donald Joseph Wuebbeling

OTHER

James Howard Acton Jr., VP	Gregory Scott Allhands, VP	Michael Anthony Bacon, VP
Charles Marion Ward Barrett #, VP	Troy Dale Brodie, Sr VP, Chief Marketing Officer	Christopher Steven Brown, VP
Peter James Brown, VP	John Henry Bultema III, Sr VP	James Daniel Conklin #, VP
Danielle Marie D'Addesa #, VP, Assoc Gen Counsel	James Joseph DeLuca, VP	Brian Richard Doran, VP
Lisa Beth Fangman, Sr VP	James Jeffrey Fitzgerald, Sr VP, Chf Information Off	Benjamin Edward Fotsch, VP
Wade Matthew Fugate, VP, Controller	David Todd Henderson, Sr VP, Chief Acty, Risk, Data Off	Sarah Sparks Herron #, VP, Assoc Gen Counsel
Valerie Ann Holmes, VP	Kevin Louis Howard, VP, Deputy Gen Counsel	Bradley Joseph Hunkler, Sr VP, Chief Financial Officer
Stephen Gale Hussey Jr., Sr VP	Mark Daniel Hutchinson, VP	Jay Vincent Johnson, VP, Treasurer
Linda Marie Lake, Sr VP	Todd Anthony Lee, VP	Charles Emilio Licata #, VP
Matthew William Loveless, VP	Joseph Hanlon Lynch Jr., VP	Bruce William Maisel, VP, CCO
Jill Tripp McGruder, Sr VP, Enterprise CMO	Jeffrey David Meek, VP	Edward Blake Moore Jr., Sr VP
Paul Brian Moore, Sr VP, Chief Customer Officer	David Edward Nevers, VP	Jonathan David Niemeyer, Sr VP, CAO, & Gen Counsel
Thomas Joseph O'Connell, MD, VP, Medical Director	Justin Keith Payne #, VP	Maribeth Semba Rahe, Sr VP
Michelle Ison Rice, VP	Ryan Keith Richey, VP	Gregory Gates Rowe #, VP
Paul Charles Silva, Sr VP	Rodrick Landon Snyder, VP, Chief Audit Officer	Denise Lynn Sparks, VP
Michael Shane Speas, VP, Chief Info Security Officer	Jeffrey Laurence Stairton, VP, Assoc Gen Counsel	Thomas Roy Stanek, VP
Jacob Cole Steuber, VP	Tracey Marie Stofa #, VP	Charles Lawrence Thomas, VP
James Joseph Vance, Sr VP, Co-Chief Inv Officer	Michael Charles Vogel #, VP	Brendan Matthew White, Sr VP, Co-Chief Inv Officer
Terrie Ann Wiedenheft, Sr VP	Scott Joseph Wittman, VP	Aaron Jason Wolf, VP, Chief Underwriter


DIRECTORS OR TRUSTEES

John Finn Barrett	James Norman Clark	Phillip Ralph Cox
James Columbus Hale	Robert Lloyd Lawrence	James Kirby Risk III
Robert Blair Truitt	Thomas Luke Williams	John Peter Zanotti


State of Ohio SS:  
County of Hamilton

The officers of this reporting entity being duly sworn, each depose and say that they are the described officers of said reporting entity, and that on the reporting period stated above, all of the herein described assets were the absolute property of the said reporting entity, free and clear from any liens or claims thereon, except as herein stated, and that this statement, together with related exhibits, schedules and explanations therein contained, annexed or referred to, is a full and true statement of all the assets and liabilities and of the condition and affairs of the said reporting entity as of the reporting period stated above, and of its income and deductions therefrom for the period ended, and have been completed in accordance with the NAIC Annual Statement Instructions and Accounting Practices and Procedures manual except to the extent that: (1) state law may differ; or, (2) that state rules or regulations require differences in reporting not related to accounting practices and procedures, according to the best of their information, knowledge and belief, respectively. Furthermore, the scope of this attestation by the described officers also includes the related corresponding electronic filing with the NAIC, when required, that is an exact copy (except for formatting differences due to electronic filing) of the enclosed statement. The electronic filing may be requested by various regulators in lieu of or in addition to the enclosed statement.

  
John Finn Barrett  
Chairman of Board, President & CEO

  
Donald Joseph Wuebbeling  
Secretary and Counsel

  
Wade Matthew Fugate  
VP and Controller

Subscribed and sworn to before me this  
27th day of April, 2023  


- a. Is this an original filing? ..... Yes [ X ] No [ ]  
b. If no,  
1. State the amendment number.....  
2. Date filed .....  
3. Number of pages attached.....

NICOLE E. NEIDLINGER  
Notary Public, State of Ohio  
My Commission Expires 09-10-2023



STATEMENT AS OF MARCH 31, 2023 OF THE The Western and Southern Life Insurance Company

ASSETS

	Current Statement Date			4 December 31 Prior Year Net Admitted Assets
	1 Assets	2 Nonadmitted Assets	3 Net Admitted Assets (Cols. 1 - 2)	
1. Bonds .....	2,741,128,264		2,741,128,264	2,769,709,975
2. Stocks:				
2.1 Preferred stocks .....	40,685,654		40,685,654	42,514,164
2.2 Common stocks .....	5,239,091,193	20,112,094	5,218,979,099	5,452,145,426
3. Mortgage loans on real estate:				
3.1 First liens .....	55,556,900		55,556,900	55,840,689
3.2 Other than first liens.....			0	0
4. Real estate:				
4.1 Properties occupied by the company (less \$ encumbrances) .....	24,580,212		24,580,212	24,705,414
4.2 Properties held for the production of income (less \$ ..... encumbrances) .....	825,961		825,961	832,607
4.3 Properties held for sale (less \$ encumbrances) .....			0	0
5. Cash (\$ .....(24,249,008) ), cash equivalents (\$ ..... 72,372,063 ) and short-term investments (\$ .....2,000,000 ) .....	50,123,055		50,123,055	22,478,971
6. Contract loans (including \$ ..... premium notes) .....	141,656,743		141,656,743	142,492,679
7. Derivatives .....			0	195,701
8. Other invested assets .....	2,734,528,650	271,157,710	2,463,370,940	2,471,001,276
9. Receivables for securities .....	5,456,931		5,456,931	3,296,333
10. Securities lending reinvested collateral assets .....	39,980,671		39,980,671	17,778,636
11. Aggregate write-ins for invested assets .....	0	0	0	0
12. Subtotals, cash and invested assets (Lines 1 to 11) .....	11,073,614,234	291,269,804	10,782,344,430	11,002,991,871
13. Title plants less \$ ..... charged off (for Title insurers only) .....			0	0
14. Investment income due and accrued .....	41,691,035		41,691,035	38,912,751
15. Premiums and considerations:				
15.1 Uncollected premiums and agents' balances in the course of collection .....	2,995,639		2,995,639	2,358,232
15.2 Deferred premiums, agents' balances and installments booked but deferred and not yet due (including \$ ..... earned but unbilled premiums) .....	43,819,343		43,819,343	45,223,305
15.3 Accrued retrospective premiums (\$ ..... ) and contracts subject to redetermination (\$ ..... ) .....			0	0
16. Reinsurance:				
16.1 Amounts recoverable from reinsurers .....	250,130		250,130	220,688
16.2 Funds held by or deposited with reinsured companies .....			0	0
16.3 Other amounts receivable under reinsurance contracts .....			0	0
17. Amounts receivable relating to uninsured plans .....			0	0
18.1 Current federal and foreign income tax recoverable and interest thereon ....	21,326,849		21,326,849	36,220,190
18.2 Net deferred tax asset .....	38,203,044		38,203,044	0
19. Guaranty funds receivable or on deposit .....	839,467		839,467	839,467
20. Electronic data processing equipment and software .....	39,062,027	28,627,296	10,434,731	10,203,045
21. Furniture and equipment, including health care delivery assets (\$ ..... ) .....	7,148,703	7,148,703	0	0
22. Net adjustment in assets and liabilities due to foreign exchange rates .....			0	0
23. Receivables from parent, subsidiaries and affiliates .....	53,650,423		53,650,423	50,439,221
24. Health care (\$ ..... ) and other amounts receivable .....	4,109,930	307,733	3,802,197	3,842,934
25. Aggregate write-ins for other than invested assets .....	295,308,030	295,308,030	0	0
26. Total assets excluding Separate Accounts, Segregated Accounts and Protected Cell Accounts (Lines 12 to 25) .....	11,622,018,854	622,661,566	10,999,357,288	11,191,251,704
27. From Separate Accounts, Segregated Accounts and Protected Cell Accounts .....	1,157,756,413		1,157,756,413	1,131,630,656
28. Total (Lines 26 and 27)	12,779,775,267	622,661,566	12,157,113,701	12,322,882,360
DETAILS OF WRITE-INS				
1101. ....				
1102. ....				
1103. ....				
1198. Summary of remaining write-ins for Line 11 from overflow page .....	0	0	0	0
1199. Totals (Lines 1101 through 1103 plus 1198)(Line 11 above)	0	0	0	0
2501. Pension asset .....	189,000,458	189,000,458	0	0
2502. Trademark license agreement .....	87,550,016	87,550,016	0	0
2503. Prepaid Expenses .....	18,757,556	18,757,556	0	0
2598. Summary of remaining write-ins for Line 25 from overflow page .....	0	0	0	0
2599. Totals (Lines 2501 through 2503 plus 2598)(Line 25 above)	295,308,030	295,308,030	0	0

STATEMENT AS OF MARCH 31, 2023 OF THE The Western and Southern Life Insurance Company

LIABILITIES, SURPLUS AND OTHER FUNDS

	1 Current Statement Date	2 December 31 Prior Year
1. Aggregate reserve for life contracts \$ ..... 2,798,941,690 less \$ ..... included in Line 6.3 (including \$ ..... Modco Reserve) .....	2,798,941,690	2,795,291,923
2. Aggregate reserve for accident and health contracts (including \$ ..... Modco Reserve) .....	144,255,788	143,743,382
3. Liability for deposit-type contracts (including \$ ..... Modco Reserve).....	180,948,647	183,196,923
4. Contract claims:		
4.1 Life .....	50,470,986	50,152,349
4.2 Accident and health .....	3,809,664	3,821,626
5. Policyholders' dividends/refunds to members \$ ..... 170,000 and coupons \$ ..... due and unpaid .....	170,000	170,000
6. Provision for policyholders' dividends, refunds to members and coupons payable in following calendar year - estimated amounts:		
6.1 Policyholders' dividends and refunds to members apportioned for payment (including \$ ..... Modco) .....	28,776,395	1,503,172
6.2 Policyholders' dividends and refunds to members not yet apportioned (including \$ ..... Modco) ....	8,056,079	32,321,972
6.3 Coupons and similar benefits (including \$ ..... Modco) .....		
7. Amount provisionally held for deferred dividend policies not included in Line 6 .....		
8. Premiums and annuity considerations for life and accident and health contracts received in advance less \$ ..... discount; including \$ ..... 110,550 accident and health premiums .....	4,106,944	2,953,012
9. Contract liabilities not included elsewhere:		
9.1 Surrender values on canceled contracts .....		
9.2 Provision for experience rating refunds, including the liability of \$ ..... accident and health experience rating refunds of which \$ ..... 0 is for medical loss ratio rebate per the Public Health Service Act .....		
9.3 Other amounts payable on reinsurance, including \$ ..... assumed and \$ ..... 496,357 ceded .....	496,357	476,906
9.4 Interest Maintenance Reserve .....	55,359,423	57,350,001
10. Commissions to agents due or accrued-life and annuity contracts \$ ..... 1,528,332 , accident and health \$ ..... and deposit-type contract funds \$ ..... .....	1,528,332	1,559,955
11. Commissions and expense allowances payable on reinsurance assumed .....		
12. General expenses due or accrued .....	123,277,986	138,518,063
13. Transfers to Separate Accounts due or accrued (net) (including \$ ..... accrued for expense allowances recognized in reserves, net of reinsured allowances) .....	(26,500)	(9,000)
14. Taxes, licenses and fees due or accrued, excluding federal income taxes .....	5,048,319	4,245,886
15.1 Current federal and foreign income taxes, including \$ ..... on realized capital gains (losses) .....		
15.2 Net deferred tax liability .....		10,798,933
16. Unearned investment income .....	1,882,791	1,882,791
17. Amounts withheld or retained by reporting entity as agent or trustee .....	707,292	941,017
18. Amounts held for agents' account, including \$ ..... agents' credit balances .....		
19. Remittances and items not allocated .....	6,621,308	6,325,134
20. Net adjustment in assets and liabilities due to foreign exchange rates .....		
21. Liability for benefits for employees and agents if not included above .....	331,395,691	320,748,216
22. Borrowed money \$ ..... 140,079,383 and interest thereon \$ ..... 9,375,000 .....	149,454,383	61,842,155
23. Dividends to stockholders declared and unpaid .....		
24. Miscellaneous liabilities:		
24.01 Asset valuation reserve .....	339,149,011	370,005,881
24.02 Reinsurance in unauthorized and certified (\$ ..... ) companies .....		0
24.03 Funds held under reinsurance treaties with unauthorized and certified (\$ ..... ) reinsurers .....		
24.04 Payable to parent, subsidiaries and affiliates .....	679,175	471,843
24.05 Drafts outstanding .....		
24.06 Liability for amounts held under uninsured plans .....		
24.07 Funds held under coinsurance .....		
24.08 Derivatives .....	0	0
24.09 Payable for securities .....	2,764,563	423,721
24.10 Payable for securities lending .....	86,606,850	80,925,332
24.11 Capital notes \$ ..... and interest thereon \$ ..... .....		
25. Aggregate write-ins for liabilities .....	20,032,928	20,525,309
26. Total liabilities excluding Separate Accounts business (Lines 1 to 25) .....	4,344,514,102	4,290,186,502
27. From Separate Accounts Statement .....	1,157,756,413	1,131,630,656
28. Total liabilities (Lines 26 and 27) .....	5,502,270,515	5,421,817,158
29. Common capital stock .....	2,500,000	2,500,000
30. Preferred capital stock .....		
31. Aggregate write-ins for other than special surplus funds .....	0	0
32. Surplus notes .....	995,499,041	995,499,041
33. Gross paid in and contributed surplus .....	607,102,515	607,102,515
34. Aggregate write-ins for special surplus funds .....	0	0
35. Unassigned funds (surplus) .....	5,049,741,630	5,295,963,646
36. Less treasury stock, at cost:		
36.1 ..... shares common (value included in Line 29 \$ ..... ) .....		
36.2 ..... shares preferred (value included in Line 30 \$ ..... ) .....		
37. Surplus (Total Lines 31+32+33+34+35-36) (including \$ ..... in Separate Accounts Statement) .....	6,652,343,186	6,898,565,202
38. Totals of Lines 29, 30 and 37 .....	6,654,843,186	6,901,065,202
39. Totals of Lines 28 and 38 (Page 2, Line 28, Col. 3)	12,157,113,701	12,322,882,360
<b>DETAILS OF WRITE-INS</b>		
2501. SCA, LP & LLC Contingent Liability .....	15,681,926	16,059,648
2502. Uncashed drafts and checks pending escheatment to the state .....	4,196,273	4,310,932
2503. Interest on contract and policy funds .....	154,729	154,729
2598. Summary of remaining write-ins for Line 25 from overflow page .....	0	0
2599. Totals (Lines 2501 through 2503 plus 2598)(Line 25 above)	20,032,928	20,525,309
3101. ....		
3102. ....		
3103. ....		
3198. Summary of remaining write-ins for Line 31 from overflow page .....	0	0
3199. Totals (Lines 3101 through 3103 plus 3198)(Line 31 above)	0	0
3401. ....		
3402. ....		
3403. ....		
3498. Summary of remaining write-ins for Line 34 from overflow page .....	0	0
3499. Totals (Lines 3401 through 3403 plus 3498)(Line 34 above)	0	0

STATEMENT AS OF MARCH 31, 2023 OF THE The Western and Southern Life Insurance Company

SUMMARY OF OPERATIONS

	1 Current Year To Date	2 Prior Year To Date	3 Prior Year Ended December 31
1. Premiums and annuity considerations for life and accident and health contracts .....	50,260,885	51,958,262	214,967,206
2. Considerations for supplementary contracts with life contingencies .....			31,041
3. Net investment income .....	237,897,808	97,021,519	481,052,121
4. Amortization of Interest Maintenance Reserve (IMR) .....	1,618,410	2,094,453	6,802,443
5. Separate Accounts net gain from operations excluding unrealized gains or losses .....			0
6. Commissions and expense allowances on reinsurance ceded .....			1,060,667
7. Reserve adjustments on reinsurance ceded .....			0
8. Miscellaneous Income:			
8.1 Income from fees associated with investment management, administration and contract guarantees from Separate Accounts.....			0
8.2 Charges and fees for deposit-type contracts .....			0
8.3 Aggregate write-ins for miscellaneous income .....	72,138	7,066	208,383
9. Totals (Lines 1 to 8.3) .....	289,849,241	151,081,300	704,121,861
10. Death benefits .....	34,619,373	43,319,346	143,820,777
11. Matured endowments (excluding guaranteed annual pure endowments) .....	1,164,499	1,207,944	2,536,873
12. Annuity benefits .....	13,682,641	13,258,270	52,603,257
13. Disability benefits and benefits under accident and health contracts .....	2,884,106	2,511,570	10,903,143
14. Coupons, guaranteed annual pure endowments and similar benefits .....			0
15. Surrender benefits and withdrawals for life contracts .....	11,530,765	9,092,340	40,283,115
16. Group conversions .....			0
17. Interest and adjustments on contract or deposit-type contract funds .....	1,454,281	1,302,815	5,365,306
18. Payments on supplementary contracts with life contingencies .....	52,308	65,289	236,626
19. Increase in aggregate reserves for life and accident and health contracts .....	4,214,108	3,609,520	(97,007,373)
20. Totals (Lines 10 to 19) .....	69,602,081	74,367,094	158,741,724
21. Commissions on premiums, annuity considerations, and deposit-type contract funds (direct business only) .....	4,408,311	3,671,787	14,794,794
22. Commissions and expense allowances on reinsurance assumed .....			0
23. General insurance expenses and fraternal expenses .....	34,123,956	30,374,716	130,060,300
24. Insurance taxes, licenses and fees, excluding federal income taxes .....	5,892,295	5,052,909	16,674,909
25. Increase in loading on deferred and uncollected premiums .....	(401,918)	(843,470)	(1,115,165)
26. Net transfers to or (from) Separate Accounts net of reinsurance .....	(13,679,407)	(13,258,270)	(52,807,608)
27. Aggregate write-ins for deductions .....	14,958,612	(9,949,542)	(51,033,907)
28. Totals (Lines 20 to 27) .....	114,903,930	89,415,224	215,315,047
29. Net gain from operations before dividends to policyholders and federal income taxes (Line 9 minus Line 28) .....	174,945,311	61,666,076	488,806,814
30. Dividends to policyholders and refunds to members .....	12,741,738	14,815,754	47,950,059
31. Net gain from operations after dividends to policyholders, refunds to members and before federal income taxes (Line 29 minus Line 30) .....	162,203,573	46,850,322	440,856,755
32. Federal and foreign income taxes incurred (excluding tax on capital gains) .....	14,109,265	12,385,757	34,061,723
33. Net gain from operations after dividends to policyholders, refunds to members and federal income taxes and before realized capital gains or (losses) (Line 31 minus Line 32) .....	148,094,308	34,464,565	406,795,032
34. Net realized capital gains (losses) (excluding gains (losses) transferred to the IMR) less capital gains tax of \$ .....934,527 (excluding taxes of \$ .....(98,931) transferred to the IMR) .....	58,358,558	18,897,906	(3,984,605)
35. Net income (Line 33 plus Line 34) .....	206,452,866	53,362,471	402,810,427
CAPITAL AND SURPLUS ACCOUNT			
36. Capital and surplus, December 31, prior year .....	6,901,065,202	6,756,129,726	6,756,129,726
37. Net income (Line 35) .....	206,452,866	53,362,471	402,810,427
38. Change in net unrealized capital gains (losses) less capital gains tax of \$ .....(25,856,723) .....	(250,824,057)	(5,638,619)	(569,357,543)
39. Change in net unrealized foreign exchange capital gain (loss) .....	284,200	(38,918)	208,463
40. Change in net deferred income tax .....	22,798,661	5,401,430	(44,085,123)
41. Change in nonadmitted assets .....	(9,486,709)	806,776	(89,828,583)
42. Change in liability for reinsurance in unauthorized and certified companies .....			0
43. Change in reserve on account of change in valuation basis, (increase) or decrease .....			0
44. Change in asset valuation reserve .....	30,856,870	(11,670,535)	133,839,451
45. Change in treasury stock .....			0
46. Surplus (contributed to) withdrawn from Separate Accounts during period .....			
47. Other changes in surplus in Separate Accounts Statement .....			
48. Change in surplus notes .....			144,691
49. Cumulative effect of changes in accounting principles .....			
50. Capital changes:			
50.1 Paid in .....			
50.2 Transferred from surplus (Stock Dividend) .....			
50.3 Transferred to surplus .....			
51. Surplus adjustment:			
51.1 Paid in .....	0	0	190,000,000
51.2 Transferred to capital (Stock Dividend) .....			
51.3 Transferred from capital .....			
51.4 Change in surplus as a result of reinsurance .....			
52. Dividends to stockholders .....	(245,000,000)	0	
53. Aggregate write-ins for gains and losses in surplus .....	(1,303,847)	429,537	121,203,693
54. Net change in capital and surplus for the year (Lines 37 through 53) .....	(246,222,016)	42,652,142	144,935,476
55. Capital and surplus, as of statement date (Lines 36 + 54) .....	6,654,843,186	6,798,781,868	6,901,065,202
DETAILS OF WRITE-INS			
08.301. Miscellaneous Income .....	72,138	7,066	208,383
08.302. ....			
08.303. ....			
08.398. Summary of remaining write-ins for Line 8.3 from overflow page .....	0	0	0
08.399. Totals (Lines 08.301 through 08.303 plus 08.398) (Line 8.3 above) .....	72,138	7,066	208,383
2701. Benefits for Employees & Agents Not Included elsewhere .....	13,833,502	(8,239,004)	(50,533,347)
2702. Change in SCA, LP & LLC Contingent Liability .....	(377,723)	(2,684,749)	(9,102,700)
2703. Miscellaneous expense .....	0	0	3,834,621
2798. Summary of remaining write-ins for Line 27 from overflow page .....	1,502,833	974,211	4,767,519
2799. Totals (Lines 2701 through 2703 plus 2798)(Line 27 above) .....	14,958,612	(9,949,542)	(51,033,907)
5301. Change in unrecognized pension liability, net of tax .....	929,136	2,042,812	73,543,458
5302. Change in unrecognized other post retirement employee benefits liability, net of tax .....	(2,232,983)	(1,613,275)	38,116,330
5303. Change in unrecognized SERP liability, net of tax .....	0	0	9,543,905
5398. Summary of remaining write-ins for Line 53 from overflow page .....	0	0	0
5399. Totals (Lines 5301 through 5303 plus 5398)(Line 53 above) .....	(1,303,847)	429,537	121,203,693

STATEMENT AS OF MARCH 31, 2023 OF THE The Western and Southern Life Insurance Company

CASH FLOW

	1 Current Year To Date	2 Prior Year To Date	3 Prior Year Ended December 31
<b>Cash from Operations</b>			
1. Premiums collected net of reinsurance .....	52,583,290	54,525,439	216,065,769
2. Net investment income .....	237,423,978	76,540,184	361,478,259
3. Miscellaneous income .....	72,138	7,066	1,269,050
4. Total (Lines 1 to 3) .....	290,079,406	131,072,689	578,813,078
5. Benefit and loss related payments .....	65,143,224	68,948,416	258,418,138
6. Net transfers to Separate Accounts, Segregated Accounts and Protected Cell Accounts .....	(13,661,907)	(13,258,270)	(52,811,858)
7. Commissions, expenses paid and aggregate write-ins for deductions .....	62,046,939	73,262,698	218,472,615
8. Dividends paid to policyholders .....	9,734,408	10,337,912	46,770,028
9. Federal and foreign income taxes paid (recovered) net of \$ ..... tax on capital gains (losses) .....	0	(46,978,978)	75,259,452
10. Total (Lines 5 through 9) .....	123,262,664	92,311,778	546,108,375
11. Net cash from operations (Line 4 minus Line 10) .....	166,816,742	38,760,911	32,704,703
<b>Cash from Investments</b>			
12. Proceeds from investments sold, matured or repaid:			
12.1 Bonds .....	54,646,263	73,887,238	561,910,169
12.2 Stocks .....	150,669,570	79,243,881	396,955,117
12.3 Mortgage loans .....	283,790	272,465	1,106,699
12.4 Real estate .....	0	0	0
12.5 Other invested assets .....	80,717,528	68,604,861	291,307,001
12.6 Net gains or (losses) on cash, cash equivalents and short-term investments .....	(8,460)	(1,568)	(18,007)
12.7 Miscellaneous proceeds .....	2,340,842	46,013,469	19,350,392
12.8 Total investment proceeds (Lines 12.1 to 12.7) .....	288,649,533	268,020,346	1,270,611,371
13. Cost of investments acquired (long-term only):			
13.1 Bonds .....	27,709,150	300,769,698	462,988,762
13.2 Stocks .....	65,402,915	83,374,709	816,113,668
13.3 Mortgage loans .....	0	0	0
13.4 Real estate .....	598,894	1,013,932	5,347,586
13.5 Other invested assets .....	137,646,679	87,783,949	563,985,991
13.6 Miscellaneous applications .....	24,362,633	0	829,655
13.7 Total investments acquired (Lines 13.1 to 13.6) .....	255,720,271	472,942,288	1,849,265,662
14. Net increase (or decrease) in contract loans and premium notes .....	(835,936)	(1,324,883)	(2,815,412)
15. Net cash from investments (Line 12.8 minus Line 13.7 and Line 14) .....	33,765,198	(203,597,059)	(575,838,879)
<b>Cash from Financing and Miscellaneous Sources</b>			
16. Cash provided (applied):			
16.1 Surplus notes, capital notes .....	0	0	0
16.2 Capital and paid in surplus, less treasury stock .....	0	0	190,000,000
16.3 Borrowed funds .....	78,237,228	(3,500,000)	48,967,155
16.4 Net deposits on deposit-type contracts and other insurance liabilities .....	(2,248,276)	(2,034,096)	(6,171,143)
16.5 Dividends to stockholders .....	245,000,000	0	0
16.6 Other cash provided (applied) .....	(3,926,808)	(78,169,176)	(25,208,847)
17. Net cash from financing and miscellaneous sources (Line 16.1 through Line 16.4 minus Line 16.5 plus Line 16.6) .....	(172,937,856)	(83,703,272)	207,587,165
<b>RECONCILIATION OF CASH, CASH EQUIVALENTS AND SHORT-TERM INVESTMENTS</b>			
18. Net change in cash, cash equivalents and short-term investments (Line 11, plus Lines 15 and 17) .	27,644,084	(248,539,420)	(335,547,011)
19. Cash, cash equivalents and short-term investments:			
19.1 Beginning of year .....	22,478,971	358,025,982	358,025,982
19.2 End of period (Line 18 plus Line 19.1)	50,123,055	109,486,562	22,478,971

Note: Supplemental disclosures of cash flow information for non-cash transactions:

20.0001. ....		0	
---------------	--	---	--

EXHIBIT 1

DIRECT PREMIUMS AND DEPOSIT-TYPE CONTRACTS			
	1 Current Year To Date	2 Prior Year To Date	3 Prior Year Ended December 31
1. Industrial life .....	14,172	16,742	7,946,907
2. Ordinary life insurance .....	47,970,991	49,254,917	185,819,621
3. Ordinary individual annuities .....	1,408	1,908	7,768
4. Credit life (group and individual) .....			0
5. Group life insurance .....	715,626	1,030,927	3,963,875
6. Group annuities .....			0
7. A & H - group .....			0
8. A & H - credit (group and individual) .....			0
9. A & H - other .....	5,845,208	6,065,402	22,810,262
10. Aggregate of all other lines of business .....	0	0	0
11. Subtotal (Lines 1 through 10) .....	54,547,405	56,369,896	220,548,433
12. Fraternal (Fraternal Benefit Societies Only) .....			0
13. Subtotal (Lines 11 through 12) .....	54,547,405	56,369,896	220,548,433
14. Deposit-type contracts .....	0	0	0
15. Total (Lines 13 and 14)	54,547,405	56,369,896	220,548,433
DETAILS OF WRITE-INS			
1001. ....			
1002. ....			
1003. ....			
1098. Summary of remaining write-ins for Line 10 from overflow page .....	0	0	0
1099. Totals (Lines 1001 through 1003 plus 1098)(Line 10 above)	0	0	0

NOTES TO FINANCIAL STATEMENTS

1. Summary of Significant Accounting Policies and Going Concern

A. Accounting Practices

The financial statements of The Western and Southern Life Insurance Company (the Company) are presented on the basis of accounting practices prescribed or permitted by the Ohio Department of Insurance (the Department).

The Department recognizes only statutory accounting practices prescribed or permitted by the state of Ohio for determining and reporting the financial condition and results of operations of an insurance company. The National Association of Insurance Commissioners’ (NAIC) Accounting Practices and Procedures manual, (NAIC SAP) has been adopted as a component of prescribed or permitted practices by the state of Ohio. The Department has the right to permit other specific practices that deviate from prescribed practices. There are no differences between the Company’s net income and capital and surplus following NAIC SAP or practices prescribed and permitted by the state of Ohio.

A reconciliation of the Company’s net income and capital and surplus between NAIC SAP and practices prescribed and permitted by the State of Ohio is shown below:

	<u>SSAP #</u>	<u>F/S Page</u>	<u>F/S Line #</u>	<u>2023</u>	<u>2022</u>
NET INCOME					
(1) State basis (Page 4, Line 35, Columns 1 & 2)	xxx	xxx	xxx	206,452,866	402,810,427
(2) State Prescribed Practices that increase/(decrease) NAIC SAP				—	—
(3) State Permitted Practices that increase/(decrease) NAIC SAP				—	—
(4) NAIC SAP (1-2-3=4)	xxx	xxx	xxx	<u>206,452,866</u>	<u>402,810,427</u>
SURPLUS					
(5) State basis (Page 3, Line 38, Columns 1 & 2)	xxx	xxx	xxx	6,654,843,186	6,901,065,202
(6) State Prescribed Practices that increase/(decrease) NAIC SAP				—	—
(7) State Permitted Practices that increase/(decrease) NAIC SAP				—	—
(8) NAIC SAP (5-6-7=8)	xxx	xxx	xxx	<u>6,654,843,186</u>	<u>6,901,065,202</u>

B. Use of Estimates in the Preparation of the Financial Statements

No Change.

C. Accounting Policy

- (2) The Company has not reacquired any SVO Identified Bonds during the reporting period.
- (6) Loan-backed and structured securities are stated at amortized cost, except those with an initial NAIC designation of 6, which are stated at the lower of amortized cost or fair value. Loan-backed and structured securities with an initial NAIC designation of 6 could have a final designation of 1 through 5 as determined by the SVO financial modeling process. The retrospective adjustment method is used to determine amortized cost for all loan-backed and structured securities, except for those which an other-than-temporary impairment has been recognized, which use the prospective adjustment method to determine amortized cost.

D. Going Concern. Management has not raised any doubts about the entity's ability to continue as a going concern.

2. Accounting Changes and Correction of Errors

The Company did not have any accounting changes in 2023.

3. Business Combinations and Goodwill. No Change.

4. Discontinued Operations. No Change.

5. Investments

A. Mortgage Loans, including Mezzanine Real Estate Loans. No Change.

B. Debt Restructuring. None.

C. Reverse Mortgages. None.

D. Loan-Backed Securities

- (1) Prepayment assumptions are derived from Bloomberg and broker dealer prepayment models or from empirical data.



STATEMENT AS OF MARCH 31, 2023 OF THE The Western and Southern Life Insurance Company

- (2) The Company had no other-than-temporary impairments on loan-backed and structured securities for the period ended March 31, 2023, due to the intent to sell the security or the inability or lack of intent to retain the investment in the security for a period of time sufficient to recover the amortized cost basis of the security.
- (3) The Company had no loan-backed and structured securities with a recognized other-than-temporary impairment, for the period ended March 31, 2023, where the present value of future cash flows expected to be collected is less than the amortized cost basis of the securities:

1	2	3	4	5	6	7
CUSIP	Book/Adjusted Carrying Value Amortized Cost Before Current Period OTTI	Present Value of Projected Cash Flows	Recognized Other-Than-Temporary Impairment	Amortized Cost After Other-Than-Temporary Impairment	Fair Value at time of OTTI	Date of Financial Statement Where Reported
Total	XXX	XXX	—	XXX	XXX	XXX

- (4) The following is an aggregate total of all impaired loan-backed securities (fair value is less than cost or amortized cost) for which an other-than-temporary impairment has not been recognized in earnings as a realized loss, including securities with a recognized other-than-temporary impairment for non-interest related declines when a non-recognized interest related impairment remains as of March 31, 2023:
- a. The aggregate amount of unrealized losses:
- |                        |            |
|------------------------|------------|
| 1. Less than 12 Months | 11,225,099 |
| 2. 12 Months or Longer | 10,001,597 |
- b. The aggregate related fair value of securities with unrealized losses:
- |                        |             |
|------------------------|-------------|
| 1. Less than 12 Months | 138,860,933 |
| 2. 12 Months or Longer | 66,223,731  |
- (5) The Company monitors investments to determine if there has been an other-than temporary decline in fair value. Factors management considers for each identified security include the following:
- a. the length of time and the extent to which the fair value is below the book/adjusted carry value;
  - b. the financial condition and near term prospects of the issuer, including specific events that may affect its operations;
  - c. for equity securities and debt securities with credit related declines in fair value, the Company's intent and ability to hold the security long enough for it to recover its value to book/adjusted carry value;
  - d. for debt securities with interest related declines in fair value, the Company's intent to sell the security before recovery of its book/adjusted carry value;
  - e. for loan-backed securities, the Company's intent and ability to hold the security long enough for it to recover its value to book/adjusted carry value;
  - f. for loan-backed securities, the Company's intent to sell the security before recovery of its book/adjusted carry value.

If the decline is judged to be other-than-temporary, an impairment charge is recorded as a net realized capital loss in the period the determination is made.

E. Dollar Repurchase Agreements and/or Securities Lending Transactions

- (3) Collateral Received
- b. The fair value of that collateral and of the portion of that collateral that it has sold or repledged is \$86.1 million and \$51.8 million in the general and separate accounts, respectively.

F. Repurchase Agreements Transactions Accounted for as Secured Borrowing. No Change.

G. Reverse Repurchase Agreements Transactions Accounted for as Secured Borrowing. No Change.

H. Repurchase Agreements Transactions Accounted for as a Sale. No Change.

I. Reverse Repurchase Agreements Transactions Accounted for as a Sale. No Change.

J. Real Estate. No Change.

K. Low Income Housing Tax Credit Property Investments. No significant holdings. No Change.

L. Restricted Assets. No Change.

M. Working Capital Finance Investments. None.

N. Offsetting and Netting of Assets and Liabilities

Information related to the Company’s derivative instruments and the effects of offsetting on the balance sheet are as follows:

	Gross Amount Recognized	Amount Offset*	Net Amount Presented on Financial Statements
(1) Assets			
Derivative Instrument	—	—	—

\* For derivative assets and derivative liabilities, the amount offset shall agree to Schedule DB, Part D, Section 1

STATEMENT AS OF MARCH 31, 2023 OF THE The Western and Southern Life Insurance Company

	Gross Amount Recognized	Amount Offset*	Net Amount Presented on Financial Statements
(2) Liabilities			
Derivative Instrument	—	—	—

\* For derivative assets and derivative liabilities, the amount offset shall agree to Schedule DB, Part D, Section 1

- O. 5\* Securities. No Change.
- P. Short Sales. None.
- Q. Prepayment Penalty and Acceleration Fees. None.
- R. Reporting Entity's Share of Cash Pool by Asset type. None.

6. Joint Ventures, Partnerships and Limited Liability Companies. No Change.
7. Investment Income. No Change.
8. Derivative Instruments. No Change.
9. Income Taxes. No Change.
10. Information Concerning Parent, Subsidiaries and Affiliates.

In March 2023, the Company paid a \$245.0 million ordinary dividend to its parent, Western & Southern Financial Group, Inc. (WSFG). The dividend was in the form of cash.

In March 2023, the Company received a \$150.0 million ordinary dividend from its subsidiary, Western-Southern Life Assurance Company. The dividend was in the form of cash.

In the first quarter of 2023, the Company sold \$80.0 million of equity securities in exchange for cash to National Integrity Life Insurance Company.

See note 11 for information relating to the Company's liabilities for borrowed money due to subsidiaries.

11. Debt.
- A. The Company has an outstanding liability for borrowed money in the amount of \$45.1 million due to its subsidiary, Gerber Life Agency, LLC. Any outstanding principal is due December 15, 2026. At the option of the Company, early repayment may be made. The debt is in the form of a promissory note, and the original principal was \$50.0 million. Repayments of \$3.9 million in principal were made in the current year and the Company has paid \$0.3 million in interest year-to-date. Interest at 3.5% is required to be paid annually. The Company is not required to maintain a collateral security deposit with the lender.
- The Company has an outstanding liability for borrowed money issued January 6, 2023, in the amount of \$95.0 million due to its subsidiary, Western & Southern Life Assurance Company. Any outstanding principal is due January 6, 2033. At the option of the Company, early repayment may be made. The debt is in the form of a line of credit, in which the Company can borrow up to \$100.0 million. Interest is variable, with a formula of 1 month SOFR plus 100 basis points, and is required to be paid monthly. The Company has paid \$0.9 million in interest year-to-date. The Company is not required to maintain a collateral security deposit with the lender.
- The Company does not hold any dollar reverse repurchase agreements.

12. Retirement Plans, Deferred Compensation, Postemployment Benefits and Compensated Absences and Other Postretirement Benefit Plans
- a. Defined Benefit Plan

		Pension Benefits		Postretirement Benefits		Special or Contractual Benefits Per SSAP No. 11	
		2023	2022	2023	2022	2023	2022
(4)	Components of net periodic benefit cost						
a.	Service cost	5,093,169	33,640,680	19,802	162,723	—	—
b.	Interest cost	11,474,691	29,615,325	1,179,717	2,921,128	—	—
c.	Expected return on plan assets	(18,890,108)	(91,126,398)	—	—	—	—
d.	Transition asset or obligation	—	—	—	—	—	—
e.	Gains and losses	1,043,362	9,866,827	(2,826,561)	(6,776,975)	—	—
f.	Prior service cost or credit	132,760	476,525	—	(1,391,508)	—	—
g.	Gain or loss recognized due to a settlement or curtailment	—	—	—	—	—	—
h.	Total net periodic benefit cost	(1,146,126)	(17,527,041)	(1,627,042)	(5,084,632)	—	—

13. Capital and Surplus, Shareholders’ Dividend Restrictions and Quasi-Reorganizations.
- D. In March 2023, the Company paid an ordinary dividend to WSFG. Refer to Note 10 for details.

14. Liabilities, Contingencies, and Assessments.

STATEMENT AS OF MARCH 31, 2023 OF THE The Western and Southern Life Insurance Company

A. Contingent Commitments

- (2). The Company guarantees the payment of all policyholder obligations of each of the following wholly-owned subsidiaries, Western-Southern Life Assurance Company, Columbus Life Insurance Company, and Integrity Life Insurance Company. In addition, the Company guarantees all policyholder obligations of National Integrity Life Insurance Company, a wholly-owned subsidiary of Integrity Life Insurance Company, and Lafayette Life Insurance Company, an affiliated entity which is wholly owned by the Company’s parent, Western & Southern Financial Group. The Company also guarantees the financial solvency of Gerber Life Agency, LLC, a wholly-owned subsidiary. Guarantees on behalf of wholly-owned subsidiaries or on behalf of related parties that are considered to be unlimited (as in the case of the guarantee on behalf of Lafayette Life Insurance Company) are exempt from the initial liability recognition criteria in SSAP 5R and therefore no liability has been recognized in the financial statements. Due to the unlimited nature of the guarantees, the Company is unable to estimate the maximum potential amount of future payments under the guarantees. In the unlikely event the guarantees would be triggered, the Company may be permitted to take control of the underlying assets to recover all or a portion of the amounts paid under the guarantees.

15. Leases. No Change.

16. Information About Financial Instruments With Off-Balance Sheet Risk and Financial Instruments With Concentrations of Credit Risk. No change.

17. Sale, Transfer and Servicing of Financial Assets and Extinguishments of Liabilities

- B. (2) Not applicable.  
(4) Not applicable.

C. Wash Sales. No Change.

18. Gain or Loss to the Reporting Entity from Uninsured A&H Plans and the Uninsured Portion of Partially Insured Plans. No Change.

19. Direct Premium Written/Produced by Managing General Agents/Third Party Administrators. No Change.

20. Fair Value Measurements

A.

(1) Fair Value Measurements at March 31, 2023

Description for each class of asset or liability	(Level 1)	(Level 2)	(Level 3)	Net Asset Value (NAV)	Total
a. Assets at fair value					
Common stock: Unaffiliated	373,845,203	—	23,394,141	2,860,813	400,100,157
Common stock: Mutual funds	383,008,469	—	—	—	383,008,469
Preferred stock	—	24,101,001	16,584,653	—	40,685,654
Other invested assets: Residual tranche, fixed income	—	27,032,729	—	—	27,032,729
Separate account assets	727,324,222	139,221,372	—	291,210,818	1,157,756,412
Total assets at fair value	1,484,177,894	190,355,102	39,978,794	294,071,631	2,008,583,421

(2) Fair Value Measurements in Level 3 of the Fair Value Hierarchy  
Quarter Ended at 03/31/2023

Description	Beginning Balance at 01/01/2023	Transfers into Level 3	Transfers out of Level 3	Total gains and (losses) included in Net Income	Total gains and (losses) included in Surplus	Purchases	Issuances	Sales	Settlements	Ending Balance at 03/31/2023
a. Assets										
Common stock: Unaffiliated	23,394,141	—	—	—	—	—	—	—	—	23,394,141
Preferred stock	15,597,155	—	—	—	(12,500)	999,998	—	—	—	16,584,653
Total Assets	38,991,296	—	—	—	(12,500)	999,998	—	—	—	39,978,794

- (3) The Company’s policy is to recognize transfers in and transfers out of levels at the beginning of each quarterly reporting period.
- (4) The fair value of preferred stock included in Level 2 has been determined by utilizing market observable inputs from third-party pricing services.

The fair value of common stock and preferred stock included in Level 3 has been determined by using broker quotes or recent financing for similar securities.

The fair value of the fixed income residual tranche included in Level 2 has been determined by utilizing market observable inputs from third-party pricing services.

Assets held in Level 2 of the separate account include debt securities. The fair values of these investments have been determined through the use of third-party pricing services utilizing market observable inputs.

B. Not applicable.

C. The carrying amounts and fair values of the Company’s significant financial instruments were as follows:

Type of Financial Instrument	Aggregate Fair Value	Admitted Assets	(Level 1)	(Level 2)	(Level 3)	Net Asset Value (NAV)	Not Practicable (Carrying Value)
Bonds	2,618,359,260	2,741,128,266	9,085,999	2,608,012,841	1,260,420	—	—
Common stock: Unaffiliated	400,100,157	400,100,157	373,845,203	—	23,394,141	2,860,813	—
Common stock: Mutual funds	383,008,469	383,008,469	383,008,469	—	—	—	—
Preferred stock	40,685,654	40,685,654	—	24,101,001	16,584,653	—	—
Mortgage loans	50,665,633	55,556,900	—	—	50,665,633	—	—
Cash, cash equivalents, & short-term investments	50,123,055	50,123,055	50,123,055	—	—	—	—
Other invested assets: Surplus notes	36,683,397	39,012,970	—	36,683,397	—	—	—
Other invested assets: Fixed income, residual tranche	27,032,729	27,032,729	—	27,032,729	—	—	—
Securities lending reinvested collateral assets	39,980,671	39,980,671	39,980,671	—	—	—	—
Separate account assets	1,157,756,412	1,157,756,412	727,324,222	139,221,372	—	291,210,818	—
Life and annuity reserves for investment-type contracts and deposit fund liabilities	(2,931,922)	(3,028,547)	—	—	(2,931,922)	—	—
Securities lending liability	(86,606,850)	(86,606,850)	—	(86,606,850)	—	—	—

The following discussion describes the valuation methodologies utilized by the Company for assets and liabilities measured or disclosed at fair value. Fair value estimates are made at a specific point in time, based on available market information and judgments about the financial instrument, including discount rates, estimates of timing, amount of expected future cash flows and the credit standing of the issuer. Such estimates do not consider the tax impact of the realization of unrealized gains or losses. For Level 3 investments, the fair value estimates cannot be substantiated by comparison to independent markets. In addition, the disclosed fair value may not be realized in the immediate settlement of the financial instrument. As described below, certain fair values are determined through the use of third-party pricing services. Management does not adjust prices received from third-parties; however, we do analyze the third-party pricing services’ valuation methodologies and related inputs and perform additional evaluation to determine the appropriate level within the fair value hierarchy. Care should be exercised in deriving conclusions about the Company’s business, its value or financial position based on the fair value information of financial instruments presented below.

Debt Securities, Surplus Notes, Residual Tranche, and Equity Securities

The fair values of actively traded debt securities, asset/mortgage-backed securities, and surplus notes have been determined through the use of third-party pricing services utilizing market observable inputs. Less liquid private placement securities trading in less liquid or illiquid markets with limited or no pricing information are valued using either broker quotes or by discounting the expected cash flows using current market-consistent rates applicable to the yield, credit quality and maturity of each security.

The fair values of actively traded equity securities and exchange traded funds (including exchange traded funds with debt like characteristics) have been determined utilizing publicly quoted prices obtained from third-party pricing services. The fair values of certain equity securities for which no publicly quoted prices are available have been determined through the use of third-party pricing services utilizing market observable inputs. Actively traded mutual funds are valued using the net asset values of the funds. The fair values of preferred stock and common stock included in Level 3 have been determined by using broker quotes or recent financing for similar securities. For investments utilizing NAV, see Note 20E for a description.

Mortgage Loans

The fair values for mortgage loans, consisting principally of commercial real estate loans, are estimated using discounted cash flow analyses, using interest rates currently being offered for similar loans collateralized by properties with similar investment risk. The fair values for mortgage loans in default are established at the lower of the fair value of the underlying collateral less costs to sell or the carrying amount of the loan.

Cash, Cash Equivalents and Short-Term Investments

The fair values of cash, cash equivalents and short-term investments are based on quoted market prices.

Securities Lending Reinvested Collateral Assets

The fair value of securities lending reinvested collateral assets are from third-party sources utilizing publicly quoted prices.

Assets Held in Separate Accounts

Assets held in separate accounts include debt securities, equity securities, mutual funds, surplus notes, private equity, and private debt fund investments. The fair values of these assets have been determined using the same methodologies as similar assets held in the general account. For investments utilizing NAV, see Note 20E for a description.

Life and Annuity Reserves for Investment-type Contracts and Deposit Fund Liabilities

The fair value of liabilities for investment-type contracts is based on the present value of estimated liability cash flows. Present values reflect the Company’s margin for uncertainty of the timing of liability cash flows. Key assumptions to the cash flow model include the timing of policyholder withdrawals and the level of interest credited to contract balances.

Fair values for insurance reserves are not required to be disclosed. However, the estimated fair values of all insurance reserves and investment contracts are taken into consideration in the Company’s overall management of interest rate risk.

Securities Lending Liability

The liability represents the Company’s obligation to return collateral related to securities lending transactions. The liability is short-term in nature and therefore, the fair value of the obligation approximates the carrying amount.

D. Not applicable.

E. Investments that use a net asset value (NAV) as a practical expedient consist mainly of equity interest in limited partnerships and limited liability companies in the separate account. These investments contain fixed income, common stock and real estate characteristics. The interests in these

STATEMENT AS OF MARCH 31, 2023 OF THE The Western and Southern Life Insurance Company

partnerships can be sold or transferred with prior consent from the general partner. The NAV for these investments is equal to the fair value reported on Schedule BA Part 1. The average remaining life of the investments is 17 years. The Company's unfunded commitment for these investments is \$69.6 million.

A collective trust in the separate account utilizing NAV is primarily investing in domestic fixed income securities. Shares in the trust can be redeemed at their net asset value. The NAV for this investment is \$10.68.

Common stock utilizing NAV as a practical expedient consist of an investment in a business development corporation as defined by the Investment Company Act of 1940. The investment can be sold or transferred with prior consent from the corporation. The NAV for this investment is \$14.89.

The Company does not intend to sell any investments utilizing NAV.

- 21. Other Items. No Change.
- 22. Events Subsequent. No Change.
- 23. Reinsurance. No Change.
- 24. Retrospectively Rated Contracts and Contracts Subject to Redetermination.

E. Risk Sharing Provisions of the Affordable Care Act.

- (1) Did the reporting entity write accident and health insurance premium which is subject to the Affordable Care Act risk sharing provisions (YES/NO)?

Yes [ ] No [ X ]

STATEMENT AS OF MARCH 31, 2023 OF THE The Western and Southern Life Insurance Company

(2) Impact of Risk Sharing Provisions of the Affordable Care Act on Admitted Assets, Liabilities and Revenue for the Current Year

AMOUNT

a. Permanent ACA Risk Adjustment Program	
Assets	
1. Premium adjustments receivable due to ACA Risk Adjustment	—
Liabilities	
2. Risk adjustment user fees payable for ACA Risk Adjustment	—
3. Premium adjustments payable due to ACA Risk Adjustment	—
Operations (Revenue & Expense)	
4. Reported as revenue in premium for accident and health contracts (written/collected) due to ACA Risk Adjustment	—
5. Reported in expenses as ACA risk adjustment user fees (incurred/paid)	—
b. Transitional ACA Reinsurance Program	
Assets	
1. Amounts recoverable for claims paid due to ACA Reinsurance	—
2. Amounts recoverable for claims unpaid due to ACA Reinsurance (Contra Liability)	—
3. Amounts receivable relating to uninsured plans for contributions for ACA Reinsurance	—
Liabilities	
4. Liabilities for contributions payable due to ACA Reinsurance - not reported as ceded premium	—
5. Ceded reinsurance premiums payable due to ACA Reinsurance	—
6. Liabilities for amounts held under uninsured plans contributions for ACA Reinsurance	—
Operations (Revenue & Expense)	
7. Ceded reinsurance premiums due to ACA Reinsurance	—
8. Reinsurance recoveries (income statement) due to ACA Reinsurance payments or expected payments	—
9. ACA Reinsurance contributions - not reported as ceded premium	—
c. Temporary ACA Risk Corridors Program	
Assets	
1. Accrued retrospective premium due to ACA Risk Corridors	—
Liabilities	
2. Reserve for rate credits or policy experience rating refunds due to ACA Risk Corridors	—
Operations (Revenue & Expense)	
3. Effect of ACA Risk Corridors on net premium income (paid/received)	—
4. Effect of ACA Risk Corridors on change in reserves for rate credits	—

(3) Roll forward of prior year ACA risk sharing provisions for the following asset (gross of any nonadmission) and liability balances along with the reasons for adjustments to prior year balance.

	Accrued During the Prior Year on Business Written Before December 31 of the Prior Year		Received or Paid as of the Current Year on Business Written Before December 31 of the Prior Year		Differences		Adjustments		Unsettled Balances as of the Reporting Date		
					Prior Year Accrued Less Payments (Col 1 - 3)	Prior Year Accrued Less Payments (Col 2 - 4)	To Prior Year Balances	To Prior Year Balances		Cumulative Balance from Prior Years (Col 1 - 3 + 7)	Cumulative Balance from Prior Years (Col 2 - 4 + 8)
	1	2	3	4	5	6	7	8		9	10
	Receivable	(Payable)	Receivable	(Payable)	Receivable	(Payable)	Receivable	(Payable)	Ref	Receivable	(Payable)
a. Permanent ACA Risk Adjustment Program											
1. Premium adjustments receivable					—	—			A	—	—
2. Premium adjustments (payable)					—	—			B	—	—
3. Subtotal ACA Permanent Risk Adjustment Program	—	—	—	—	—	—	—	—		—	—
b. Transitional ACA Reinsurance Program											
1. Amounts recoverable for claims paid					—	—			C	—	—
2. Amounts recoverable for claims unpaid (contra liability)					—	—			D	—	—
3. Amounts receivable relating to uninsured plans					—	—			E	—	—
4. Liabilities for contributions payable due to ACA Reinsurance - not reported as ceded premium					—	—			F	—	—
5. Ceded reinsurance premiums payable					—	—			G	—	—
6. Liability for amounts held under uninsured plans					—	—			H	—	—
7. Subtotal ACA Transitional Reinsurance Program	—	—	—	—	—	—	—	—		—	—
c. Temporary ACA Risk Corridors Program											
1. Accrued retrospective premium					—	—			I	—	—
2. Reserve for rate credits or policy experience rating refunds					—	—			J	—	—
3. Subtotal ACA Risk Corridors Program	—	—	—	—	—	—	—	—		—	—
d. Total for ACA Risk Sharing Provisions	—	—	—	—	—	—	—	—		—	—

(4) Roll-Forward of Risk Corridors Asset and Liability Balances by Program Benefit Year

Risk Corridors Program Year	Accrued During the Prior Year on Business Written Before Dec 31 of the Prior Year		Received or Paid as of the Current Year on Business Written Before Dec 31 of the Prior Year		Differences		Adjustments			Unsettled Balances as of the Reporting Date	
					Prior Year Accrued Less Payments (Col 1 - 3)	Prior Year Accrued Less Payments (Col 2 - 4)	To Prior Year Balances	To Prior Year Balances		Cumulative Balance from Prior Years (Col 1 - 3 + 7)	Cumulative Balance from Prior Years (Col 2 - 4 + 8)
	1	2	3	4	5	6	7	8		9	10
	Receivable	(Payable)	Receivable	(Payable)	Receivable	(Payable)	Receivable	(Payable)	Ref	Receivable	(Payable)
a. 2014											
1. Accrued retrospective premium					—	—			A	—	—
2. Reserve for rate credits or policy experience rating refunds					—	—			B	—	—
b. 2015											
1. Accrued retrospective premium					—	—			C	—	—
2. Reserve for rate credits or policy experience rating refunds					—	—			D	—	—
c. 2016											
1. Accrued retrospective premium					—	—			E	—	—
2. Reserve for rate credits or policy experience rating refunds					—	—			F	—	—
d. Total Risk Corridors	—	—	—	—	—	—	—	—		—	—

(5) ACA Risk Corridors Receivable as of Reporting Date

Risk Corridors Program Year	1	2	3	4	5	6
	Estimated Amount to be Filed or Final Amount Filed	Non-accrued Amounts for Impairment or Other Reasons	Amounts	Asset Balance (Gross of Non-admissions)	Non-admitted Amount	Net Admitted Asset (4 - 5)
a. 2014						
b. 2015						
c. 2016						
d. Total (a + b + c)	—	—	—	—	—	—

24E(5)d (Column 4) should equal 24E(3)c1 (Column 9)  
24E(5)d (Column 6) should equal 24E(2)c1

25. Change in Incurred Losses and Loss Adjustment Expenses. No Change.
26. Intercompany Pooling Arrangements. No Change.
27. Structured Settlements. No Change.
28. Health Care Receivables. No Change.
29. Participating Policies. No Change.
30. Premium Deficiency Reserves. No Change.
31. Reserves for Life Contracts and Annuity Contracts. No Change.
32. Analysis of Annuity Actuarial Reserves and Deposit Type Liabilities by Withdrawal Characteristics. No Change.
33. Analysis of Life Actuarial Reserves by Withdrawal Characteristics. No Change.
34. Premiums and Annuity Consideration Deferred and Uncollected. No Change.
35. Separate Accounts. No Change.
36. Loss/Claim Adjustment Expenses. No Change.

STATEMENT AS OF MARCH 31, 2023 OF THE The Western and Southern Life Insurance Company

GENERAL INTERROGATORIES

PART 1 - COMMON INTERROGATORIES

GENERAL

- 1.1

Did the reporting entity experience any material transactions requiring the filing of Disclosure of Material Transactions with the State of Domicile, as required by the Model Act? .....

Yes [ ] No [ X ]
- 1.2

If yes, has the report been filed with the domiciliary state? .....

Yes [ ] No [ ]
- 2.1

Has any change been made during the year of this statement in the charter, by-laws, articles of incorporation, or deed of settlement of the reporting entity? .....

Yes [ ] No [ X ]
- 2.2

If yes, date of change: .....
- 3.1

Is the reporting entity a member of an Insurance Holding Company System consisting of two or more affiliated persons, one or more of which is an insurer? .....  
If yes, complete Schedule Y, Parts 1 and 1A.

Yes [ X ] No [ ]
- 3.2

Have there been any substantial changes in the organizational chart since the prior quarter end? .....

Yes [ ] No [ X ]
- 3.3

If the response to 3.2 is yes, provide a brief description of those changes.  
.....
- 3.4

Is the reporting entity publicly traded or a member of a publicly traded group? .....

Yes [ ] No [ X ]
- 3.5

If the response to 3.4 is yes, provide the CIK (Central Index Key) code issued by the SEC for the entity/group. ....
- 4.1

Has the reporting entity been a party to a merger or consolidation during the period covered by this statement? .....

Yes [ ] No [ X ]
- 4.2

If yes, provide the name of the entity, NAIC Company Code, and state of domicile (use two letter state abbreviation) for any entity that has ceased to exist as a result of the merger or consolidation.
- |                |                   |                   |
|----------------|-------------------|-------------------|
| 1              | 2                 | 3                 |
| Name of Entity | NAIC Company Code | State of Domicile |
|                |                   |                   |
5.

If the reporting entity is subject to a management agreement, including third-party administrator(s), managing general agent(s), attorney-in-fact, or similar agreement, have there been any significant changes regarding the terms of the agreement or principals involved? .....  
If yes, attach an explanation.  
.....

Yes [ ] No [ ] N/A [ X ]
- 6.1

State as of what date the latest financial examination of the reporting entity was made or is being made. ....

12/31/2022
- 6.2

State the as of date that the latest financial examination report became available from either the state of domicile or the reporting entity. This date should be the date of the examined balance sheet and not the date the report was completed or released. ....

12/31/2017
- 6.3

State as of what date the latest financial examination report became available to other states or the public from either the state of domicile or the reporting entity. This is the release date or completion date of the examination report and not the date of the examination (balance sheet date). ....

05/30/2019
- 6.4

By what department or departments?  
Ohio Department of Insurance .....
- 6.5

Have all financial statement adjustments within the latest financial examination report been accounted for in a subsequent financial statement filed with Departments? .....

Yes [ ] No [ ] N/A [ X ]
- 6.6

Have all of the recommendations within the latest financial examination report been complied with? .....

Yes [ ] No [ ] N/A [ X ]
- 7.1

Has this reporting entity had any Certificates of Authority, licenses or registrations (including corporate registration, if applicable) suspended or revoked by any governmental entity during the reporting period? .....

Yes [ ] No [ X ]
- 7.2

If yes, give full information:  
.....
- 8.1

Is the company a subsidiary of a bank holding company regulated by the Federal Reserve Board? .....

Yes [ ] No [ X ]
- 8.2

If response to 8.1 is yes, please identify the name of the bank holding company.  
.....
- 8.3

Is the company affiliated with one or more banks, thrifts or securities firms? .....

Yes [ X ] No [ ]
- 8.4

If response to 8.3 is yes, please provide below the names and location (city and state of the main office) of any affiliates regulated by a federal regulatory services agency [i.e. the Federal Reserve Board (FRB), the Office of the Comptroller of the Currency (OCC), the Federal Deposit Insurance Corporation (FDIC) and the Securities Exchange Commission (SEC)] and identify the affiliate's primary federal regulator.

1 Affiliate Name	2 Location (City, State)	3 FRB	4 OCC	5 FDIC	6 SEC
W&S Brokerage Services, Inc. ....	Cincinnati, Ohio .....				YES...
Fort Washington Investment Advisors, Inc. ....	Cincinnati, Ohio .....				YES...
Touchstone Advisors, Inc. ....	Cincinnati, Ohio .....				YES...
Touchstone Securities, Inc. ....	Cincinnati, Ohio .....				YES...
Eagle Realty Capital Partners, LLC .....	Cincinnati, Ohio .....				YES...



STATEMENT AS OF MARCH 31, 2023 OF THE The Western and Southern Life Insurance Company

GENERAL INTERROGATORIES

9.1

Are the senior officers (principal executive officer, principal financial officer, principal accounting officer or controller, or persons performing similar functions) of the reporting entity subject to a code of ethics, which includes the following standards? .....  
(a) Honest and ethical conduct, including the ethical handling of actual or apparent conflicts of interest between personal and professional relationships;  
(b) Full, fair, accurate, timely and understandable disclosure in the periodic reports required to be filed by the reporting entity;  
(c) Compliance with applicable governmental laws, rules and regulations;  
(d) The prompt internal reporting of violations to an appropriate person or persons identified in the code; and  
(e) Accountability for adherence to the code.

Yes [ X ] No [ ]

9.11

If the response to 9.1 is No, please explain:  
.....

9.2

Has the code of ethics for senior managers been amended? .....

Yes [ ] No [ X ]

9.21

If the response to 9.2 is Yes, provide information related to amendment(s).  
.....

9.3

Have any provisions of the code of ethics been waived for any of the specified officers? .....

Yes [ ] No [ X ]

9.31

If the response to 9.3 is Yes, provide the nature of any waiver(s).  
.....

FINANCIAL

10.1

Does the reporting entity report any amounts due from parent, subsidiaries or affiliates on Page 2 of this statement? .....

Yes [ X ] No [ ]

10.2

If yes, indicate any amounts receivable from parent included in the Page 2 amount: .....\$.....

47,434

INVESTMENT

11.1

Were any of the stocks, bonds, or other assets of the reporting entity loaned, placed under option agreement, or otherwise made available for use by another person? (Exclude securities under securities lending agreements.) .....

Yes [ ] No [ X ]

11.2

If yes, give full and complete information relating thereto:  
.....

12.

Amount of real estate and mortgages held in other invested assets in Schedule BA: .....

\$.....

1,355,365,411

13.

Amount of real estate and mortgages held in short-term investments: .....

\$.....

14.1

Does the reporting entity have any investments in parent, subsidiaries and affiliates? .....

Yes [ X ] No [ ]

14.2

If yes, please complete the following:

	1	2
	Prior Year-End Book/Adjusted Carrying Value	Current Quarter Book/Adjusted Carrying Value
14.21 Bonds .....	\$.....0	\$.....
14.22 Preferred Stock .....	\$.....0	\$.....
14.23 Common Stock .....	\$.....4,612,550,246	\$.....4,455,982,566
14.24 Short-Term Investments .....	\$.....0	\$.....
14.25 Mortgage Loans on Real Estate .....	\$.....0	\$.....
14.26 All Other .....	\$.....2,260,110,097	\$.....2,259,778,989
14.27 Total Investment in Parent, Subsidiaries and Affiliates (Subtotal Lines 14.21 to 14.26) .....	\$.....6,872,660,343	\$.....6,715,761,555
14.28 Total Investment in Parent included in Lines 14.21 to 14.26 above .....	\$.....	\$.....

15.1

Has the reporting entity entered into any hedging transactions reported on Schedule DB? .....

Yes [ ] No [ X ]

15.2

If yes, has a comprehensive description of the hedging program been made available to the domiciliary state? ..... Yes [ ] No [ ] N/A [ X ]  
If no, attach a description with this statement.  
.....

16.

For the reporting entity's security lending program, state the amount of the following as of the current statement date:

16.1

Total fair value of reinvested collateral assets reported on Schedule DL, Parts 1 and 2. ....

\$.....

86,147,416

16.2

Total book/adjusted carrying value of reinvested collateral assets reported on Schedule DL, Parts 1 and 2 .....

\$.....

86,203,326

16.3

Total payable for securities lending reported on the liability page. ....

\$.....

86,606,850

8.1

STATEMENT AS OF MARCH 31, 2023 OF THE The Western and Southern Life Insurance Company

GENERAL INTERROGATORIES

17. Excluding items in Schedule E - Part 3 - Special Deposits, real estate, mortgage loans and investments held physically in the reporting entity's offices, vaults or safety deposit boxes, were all stocks, bonds and other securities, owned throughout the current year held pursuant to a custodial agreement with a qualified bank or trust company in accordance with Section 1, III - General Examination Considerations, F. Outsourcing of Critical Functions, Custodial or Safekeeping Agreements of the NAIC Financial Condition Examiners Handbook? ..... Yes [ X ] No [ ]
- 17.1 For all agreements that comply with the requirements of the NAIC Financial Condition Examiners Handbook, complete the following:

1 Name of Custodian(s)	2 Custodian Address
BANK OF NEW YORK MELLON .....	ONE WALL STREET NY NY 10286 .....
MORGAN STANLEY .....	1300 THAMES ST BALTIMORE MD 21231 .....
PERSHING ADVISOR SOLUTIONS .....	1 Pershing Plaza, 4th Floor Jersey City NJ 07399 .....

- 17.2 For all agreements that do not comply with the requirements of the NAIC Financial Condition Examiners Handbook, provide the name, location and a complete explanation:

1 Name(s)	2 Location(s)	3 Complete Explanation(s)

- 17.3 Have there been any changes, including name changes, in the custodian(s) identified in 17.1 during the current quarter? ..... Yes [ ] No [ X ]
- 17.4 If yes, give full information relating thereto:

1 Old Custodian	2 New Custodian	3 Date of Change	4 Reason

- 17.5 Investment management – Identify all investment advisors, investment managers, broker/dealers, including individuals that have the authority to make investment decisions on behalf of the reporting entity. For assets that are managed internally by employees of the reporting entity, note as such. ["...that have access to the investment accounts"; "...handle securities"]

1 Name of Firm or Individual	2 Affiliation
FT WASHINGTON INVESTMENT ADVISORS .....	A.....

- 17.5097 For those firms/individuals listed in the table for Question 17.5, do any firms/individuals unaffiliated with the reporting entity (i.e. designated with a "U") manage more than 10% of the reporting entity's invested assets?..... Yes [ ] No [ X ]

- 17.5098 For firms/individuals unaffiliated with the reporting entity (i.e. designated with a "U") listed in the table for Question 17.5, does the total assets under management aggregate to more than 50% of the reporting entity's invested assets?..... Yes [ ] No [ X ]

- 17.6 For those firms or individuals listed in the table for 17.5 with an affiliation code of "A" (affiliated) or "U" (unaffiliated), provide the information for the table below.

1 Central Registration Depository Number	2 Name of Firm or Individual	3 Legal Entity Identifier (LEI)	4 Registered With Securities Exchange Commission .....	5 Investment Management Agreement (IMA) Filed
107126 .....	FT WASHINGTON INVESTMENT ADVISORS .....	KSRXYW3EHSEF8KM2609 .....		DS.....

- 18.1 Have all the filing requirements of the Purposes and Procedures Manual of the NAIC Investment Analysis Office been followed? ..... Yes [ X ] No [ ]
- 18.2 If no, list exceptions: .....

19. By self-designating 5GI securities, the reporting entity is certifying the following elements for each self-designated 5GI security:
- a. Documentation necessary to permit a full credit analysis of the security does not exist or an NAIC CRP credit rating for an FE or PL security is not available.
  - b. Issuer or obligor is current on all contracted interest and principal payments.
  - c. The insurer has an actual expectation of ultimate payment of all contracted interest and principal.
- Has the reporting entity self-designated 5GI securities? ..... Yes [ X ] No [ ]

20. By self-designating PLGI securities, the reporting entity is certifying the following elements of each self-designated PLGI security:
- a. The security was purchased prior to January 1, 2018.
  - b. The reporting entity is holding capital commensurate with the NAIC Designation reported for the security.
  - c. The NAIC Designation was derived from the credit rating assigned by an NAIC CRP in its legal capacity as a NRSRO which is shown on a current private letter rating held by the insurer and available for examination by state insurance regulators.
  - d. The reporting entity is not permitted to share this credit rating of the PL security with the SVO.
- Has the reporting entity self-designated PLGI securities? ..... Yes [ ] No [ X ]

21. By assigning FE to a Schedule BA non-registered private fund, the reporting entity is certifying the following elements of each self-designated FE fund:
- a. The shares were purchased prior to January 1, 2019.
  - b. The reporting entity is holding capital commensurate with the NAIC Designation reported for the security.
  - c. The security had a public credit rating(s) with annual surveillance assigned by an NAIC CRP in its legal capacity as an NRSRO prior to January 1, 2019.
  - d. The fund only or predominantly holds bonds in its portfolio.
  - e. The current reported NAIC Designation was derived from the public credit rating(s) with annual surveillance assigned by an NAIC CRP in its legal capacity as an NRSRO.
  - f. The public credit rating(s) with annual surveillance assigned by an NAIC CRP has not lapsed.
- Has the reporting entity assigned FE to Schedule BA non-registered private funds that complied with the above criteria? ..... Yes [ X ] No [ ]

GENERAL INTERROGATORIES

PART 2 - LIFE AND ACCIDENT AND HEALTH COMPANIES/FRATERNAL BENEFIT SOCIETIES

Life and Accident Health Companies/Fraternal Benefit Societies:

1.

Report the statement value of mortgage loans at the end of this reporting period for the following categories:

1

Amount

1.1

Long-Term Mortgages In Good Standing

1.11

Farm Mortgages

\$

1.12

Residential Mortgages

\$

1.13

Commercial Mortgages

\$

55,512,741

1.14

Total Mortgages in Good Standing

\$

55,512,741

1.2

Long-Term Mortgages In Good Standing with Restructured Terms

1.21

Total Mortgages in Good Standing with Restructured Terms

\$

44,159

1.3

Long-Term Mortgage Loans Upon which Interest is Overdue more than Three Months

1.31

Farm Mortgages

\$

1.32

Residential Mortgages

\$

1.33

Commercial Mortgages

\$

1.34

Total Mortgages with Interest Overdue more than Three Months

\$

0

1.4

Long-Term Mortgage Loans in Process of Foreclosure

1.41

Farm Mortgages

\$

1.42

Residential Mortgages

\$

1.43

Commercial Mortgages

\$

1.44

Total Mortgages in Process of Foreclosure

\$

0

1.5

Total Mortgage Loans (Lines 1.14 + 1.21 + 1.34 + 1.44) (Page 2, Column 3, Lines 3.1 + 3.2)

\$

55,556,900

1.6

Long-Term Mortgages Foreclosed, Properties Transferred to Real Estate in Current Quarter

1.61

Farm Mortgages

\$

1.62

Residential Mortgages

\$

1.63

Commercial Mortgages

\$

1.64

Total Mortgages Foreclosed and Transferred to Real Estate

\$

0

2.

Operating Percentages:

2.1

A&H loss percent

53.900

%

2.2

A&H cost containment percent

1.500

%

2.3

A&H expense percent excluding cost containment expenses

78.200

%

3.1

Do you act as a custodian for health savings accounts?

Yes

[ ]

No

[ X ]

3.2

If yes, please provide the amount of custodial funds held as of the reporting date

\$

3.3

Do you act as an administrator for health savings accounts?

Yes

[ ]

No

[ X ]

3.4

If yes, please provide the balance of the funds administered as of the reporting date

\$

4.

Is the reporting entity licensed or chartered, registered, qualified, eligible or writing business in at least two states?

Yes

[ X ]

No

[ ]

4.1

If no, does the reporting entity assume reinsurance business that covers risks residing in at least one state other than the state of domicile of the reporting entity?

Yes

[ ]

No

[ ]

Fraternal Benefit Societies Only:

5.1

In all cases where the reporting entity has assumed accident and health risks from another company, provisions should be made in this statement on account of such reinsurances for reserve equal to that which the original company would have been required to establish had it retained the risks. Has this been done?

Yes

[ ]

No

[ ]

N/A

[ ]

5.2

If no, explain:

6.1

Does the reporting entity have outstanding assessments in the form of liens against policy benefits that have increased surplus?

Yes

[ ]

No

[ ]

6.2

If yes, what is the date(s) of the original lien and the total outstanding balance of liens that remain in surplus?

Date	Outstanding Lien Amount

STATEMENT AS OF MARCH 31, 2023 OF THE The Western and Southern Life Insurance Company

## SCHEDULE S - CEDED REINSURANCE

Showing All New Reinsurance Treaties - Current Year to Date

1	2	3	4	5	6	7	8	9	10
NAIC Company Code	ID Number	Effective Date	Name of Reinsurer	Domiciliary Jurisdiction	Type of Reinsurance Ceded	Type of Business Ceded	Type of Reinsurer	Certified Reinsurer Rating  (1 through 6)	Effective Date of Certified Reinsurer Rating
			NONE						

STATEMENT AS OF MARCH 31, 2023 OF THE The Western and Southern Life Insurance Company

**SCHEDULE T - PREMIUMS AND ANNUITY CONSIDERATIONS**

Current Year To Date - Allocated by States and Territories

States, Etc.			Direct Business Only					
			Life Contracts		4 Accident and Health Insurance Premiums, Including Policy, Membership and Other Fees	5 Other Considerations	6 Total Columns 2 Through 5	7 Deposit-Type Contracts
			2 Life Insurance Premiums	3 Annuity Considerations				
1	Active Status (a)							
1. Alabama	AL	L	58,022	0	9,482	0	67,504	0
2. Alaska	AK	N	21,594	0	564	0	22,158	0
3. Arizona	AZ	L	206,528	0	16,848	0	223,376	0
4. Arkansas	AR	L	33,346	0	2,976	0	36,322	0
5. California	CA	L	2,644,531	58	167,168	0	2,811,757	0
6. Colorado	CO	L	69,027	0	4,870	0	73,897	0
7. Connecticut	CT	L	8,007	0	626	0	8,633	0
8. Delaware	DE	L	13,458	0	1,130	0	14,588	0
9. District of Columbia	DC	L	52,196	0	3,634	0	55,830	0
10. Florida	FL	L	1,773,418	0	338,769	0	2,112,187	0
11. Georgia	GA	L	359,258	0	29,419	0	388,677	0
12. Hawaii	HI	L	6,604	0	241	0	6,845	0
13. Idaho	ID	L	8,253	0	195	0	8,448	0
14. Illinois	IL	L	5,708,775	0	341,674	0	6,050,449	0
15. Indiana	IN	L	3,230,521	0	657,406	0	3,887,927	0
16. Iowa	IA	L	28,463	0	1,726	0	30,189	0
17. Kansas	KS	L	160,727	0	39,587	0	200,314	0
18. Kentucky	KY	L	1,189,174	0	305,372	0	1,494,546	0
19. Louisiana	LA	L	1,637,895	0	57,419	0	1,695,314	0
20. Maine	ME	N	1,636	0	531	0	2,167	0
21. Maryland	MD	L	597,451	0	29,374	0	626,825	0
22. Massachusetts	MA	N	8,479	0	1,320	0	9,799	0
23. Michigan	MI	L	1,399,419	0	168,065	0	1,567,484	0
24. Minnesota	MN	L	520,677	0	13,017	0	533,694	0
25. Mississippi	MS	L	34,380	0	1,659	0	36,039	0
26. Missouri	MO	L	852,223	0	110,336	0	962,559	0
27. Montana	MT	L	4,276	0	366	0	4,642	0
28. Nebraska	NE	L	4,638	0	107	0	4,745	0
29. Nevada	NV	L	87,711	0	10,909	0	98,620	0
30. New Hampshire	NH	L	2,137	0	265	0	2,402	0
31. New Jersey	NJ	L	52,055	0	2,412	0	54,467	0
32. New Mexico	NM	L	10,258	0	793	0	11,051	0
33. New York	NY	N	37,537	0	5,673	0	43,210	0
34. North Carolina	NC	L	3,756,351	(32)	891,673	0	4,647,992	0
35. North Dakota	ND	L	6,927	0	0	0	6,927	0
36. Ohio	OH	L	10,573,707	1,000	1,713,517	0	12,288,224	0
37. Oklahoma	OK	L	56,723	0	5,804	0	62,527	0
38. Oregon	OR	L	37,192	0	782	0	37,974	0
39. Pennsylvania	PA	L	2,149,858	0	280,534	0	2,430,392	0
40. Rhode Island	RI	L	1,048	0	32	0	1,080	0
41. South Carolina	SC	L	392,173	0	66,633	0	458,806	0
42. South Dakota	SD	L	2,656	0	568	0	3,224	0
43. Tennessee	TN	L	337,425	0	111,772	0	449,197	0
44. Texas	TX	L	1,382,395	0	171,670	0	1,554,065	0
45. Utah	UT	L	10,969	0	224	0	11,193	0
46. Vermont	VT	L	773	0	170	0	943	0
47. Virginia	VA	L	171,323	0	24,063	0	195,386	0
48. Washington	WA	L	43,030	0	5,435	0	48,465	0
49. West Virginia	WV	L	740,460	0	236,045	0	976,505	0
50. Wisconsin	WI	L	413,705	0	11,677	0	425,382	0
51. Wyoming	WY	L	2,116	0	110	0	2,226	0
52. American Samoa	AS	N	0	0	0	0	0	0
53. Guam	GU	N	0	0	0	0	0	0
54. Puerto Rico	PR	N	1,889	0	177	0	2,066	0
55. U.S. Virgin Islands	VI	N	236	0	0	0	236	0
56. Northern Mariana Islands	MP	N	0	0	0	0	0	0
57. Canada	CAN	N	14	0	0	0	14	0
58. Aggregate Other Aliens	OT	XXX	15,920	0	389	0	16,309	0
59. Subtotal	XXX		40,919,564	1,026	5,845,208	0	46,765,798	0
90. Reporting entity contributions for employee benefits plans	XXX		715,626	0	0	0	715,626	0
91. Dividends or refunds applied to purchase paid-up additions and annuities	XXX		6,557,477	382	0	0	6,557,859	0
92. Dividends or refunds applied to shorten endowment or premium paying period	XXX		0	0	0	0	0	0
93. Premium or annuity considerations waived under disability or other contract provisions	XXX		508,122	0	0	0	508,122	0
94. Aggregate or other amounts not allocable by State	XXX		0	0	0	0	0	0
95. Totals (Direct Business)	XXX		48,700,789	1,408	5,845,208	0	54,547,405	0
96. Plus Reinsurance Assumed	XXX		181,202	0	0	0	181,202	0
97. Totals (All Business)	XXX		48,881,991	1,408	5,845,208	0	54,728,607	0
98. Less Reinsurance Ceded	XXX		440,096	0	971,141	0	1,411,237	0
99. Totals (All Business) less Reinsurance Ceded	XXX		48,441,895	1,408	4,874,067	0	53,317,370	0
DETAILS OF WRITE-INS								
58001. MEX Mexico	XXX		780	0	0	0	780	0
58002. ZZZ Other Alien	XXX		15,140	0	389	0	15,529	0
58003.	XXX							
58998. Summary of remaining write-ins for Line 58 from overflow page	XXX		0	0	0	0	0	0
58999. Totals (Lines 58001 through 58003 plus 58998)(Line 58 above)	XXX		15,920	0	389	0	16,309	0
9401.	XXX							
9402.	XXX							
9403.	XXX							
9498. Summary of remaining write-ins for Line 94 from overflow page	XXX		0	0	0	0	0	0
9499. Totals (Lines 9401 through 9403 plus 9498)(Line 94 above)	XXX		0	0	0	0	0	0

(a) Active Status Counts:

1. L - Licensed or Chartered - Licensed insurance carrier or domiciled RRG.....	47	4. Q - Qualified - Qualified or accredited reinsurer.....	0
2. R - Registered - Non-domiciled RRGs.....	0	5. N - None of the above - Not allowed to write business in the state.....	10
3. E - Eligible - Reporting entities eligible or approved to write surplus lines in the state.....	0		

SCHEDULE Y – INFORMATION CONCERNING ACTIVITIES OF INSURER MEMBERS OF A HOLDING COMPANY GROUP  
PART 1 – ORGANIZATIONAL CHART

	<u>NAIC#</u>	<u>TIN#</u>
PARENT - WESTERN & SOUTHERN MUTUAL HOLDING COMPANY, OH (NON-INSURER)		31-1732405
SUBSIDIARY - WESTERN & SOUTHERN FINANCIAL GROUP, INC., OH (NON-INSURER)		31-1732404
SUBSIDIARY - WESTAD LEASING LLC, OH (NON-INSURER)		84-3195821
SUBSIDIARY - THE LAFAYETTE LIFE INSURANCE COMPANY, OH (INSURER)	65242	35-0457540
SUBSIDIARY - LLIA, INC., OH (NON-INSURER)		35-2123483
SUBSIDIARY - THE WESTERN AND SOUTHERN LIFE INSURANCE COMPANY, OH (INSURER)	70483	31-0487145
SUBSIDIARY - WESTERN-SOUTHERN LIFE ASSURANCE COMPANY, OH (INSURER)	92622	31-1000236
SUBSIDIARY - IFS FINANCIAL SERVICES, INC., OH (NON-INSURER)		31-1328371
SUBSIDIARY - W&S BROKERAGE SERVICES, INC., OH (NON-INSURER)		31-0846576
SUBSIDIARY - W&S FINANCIAL GROUP DISTRIBUTORS, INC., OH (NON-INSURER)		31-1334221
SUBSIDIARY - COLUMBUS LIFE INSURANCE COMPANY, OH (INSURER)	99937	31-1191427
SUBSIDIARY - INTEGRITY LIFE INSURANCE COMPANY, OH (INSURER)	74780	86-0214103
SUBSIDIARY - NATIONAL INTEGRITY LIFE INSURANCE COMPANY, NY (INSURER)	75264	16-0958252
SUBSIDIARY - GERBER LIFE INSURANCE COMPANY, NY (INSURER)	70939	13-2611847
SUBSIDIARY - GERBER LIFE AGENCY, LLC, OH (NON-INSURER)		43-2081325
SUBSIDIARY - WESTERN & SOUTHERN INVESTMENT HOLDINGS, LLC, OH (NON-INSURER)		06-1804434
SUBSIDIARY - EAGLE REALTY GROUP, LLC, OH (NON-INSURER)		31-1018957
SUBSIDIARY - FORT WASHINGTON INVESTMENT ADVISORS, INC., OH (NON-INSURER)		31-1301863
SUBSIDIARY - FABRIC TECHNOLOGIES, INC., NY (NON-INSURER)		47-5482199

STATEMENT AS OF MARCH 31, 2023 OF THE The Western and Southern Life Insurance Company

SCHEDULE Y  
PART 1A - DETAIL OF INSURANCE HOLDING COMPANY SYSTEM

1	2	3	4	5	6	7	8	9	10	11	12	13	14	15	16
Group Code	Group Name	NAIC Company Code	ID Number	Federal RSSD	CIK	Name of Securities Exchange if Publicly Traded (U.S. or International)	Names of Parent, Subsidiaries Or Affiliates	Domi-ciliary Location	Relation-ship to Reporting Entity	Directly Controlled by (Name of Entity/Person)	Type of Control (Ownership, Board, Management, Attorney-in-Fact, Influence, Other)	If Control is Ownership Provide Percen-tage	Ultimate Controlling Entity(ies)/Person(s)	Is an SCA Filing Re-quired? (Yes/No)	*
.0836 ...	Western-Southern Group .....	.....00000 .....	88-3067073 ..	.....	.....	.....	1020 Winter Springs JV, LLC .....	..FL.....	.....NIA.....	WS Real Estate Holdings LLC .....	Ownership.....	..67.000 .....	Western & Southern Mutual Holding Co ..	....NO.....	.....
.0836 ...	Western-Southern Group .....	.....00000 .....	88-3192792 ..	.....	.....	.....	2378 Park Holdings, LLC .....	..OH.....	.....NIA.....	WS Real Estate Holdings LLC .....	Ownership.....	..94.000 .....	Western & Southern Mutual Holding Co ..	....NO.....	.....
.0836 ...	Western-Southern Group .....	.....00000 .....	81-3013986 ..	.....	.....	.....	309 Holdings, LLC .....	..OH.....	.....NIA.....	The Western and Southern Life Insurance Co	Ownership.....	..1.000 .....	Western & Southern Mutual Holding Co ..	....NO.....	.....
.0836 ...	Western-Southern Group .....	.....00000 .....	81-3013986 ..	.....	.....	.....	309 Holdings, LLC .....	..OH.....	.....NIA.....	WS Real Estate Holdings LLC .....	Ownership.....	..48.000 .....	Western & Southern Mutual Holding Co ..	....NO.....	.....
.0836 ...	Western-Southern Group .....	.....00000 .....	27-1594103 ..	.....	.....	.....	506 Phelps Holdings, LLC .....	..OH.....	.....NIA.....	WS Real Estate Holdings LLC .....	Ownership.....	..98.000 .....	Western & Southern Mutual Holding Co ..	....NO.....	.....
.0836 ...	Western-Southern Group .....	.....00000 .....	88-1614351 ..	.....	.....	.....	The Western and Southern Life Insurance Co	.....	.....	.....	.....	.....	.....	.....	.....
.0836 ...	Western-Southern Group .....	.....00000 .....	88-1614351 ..	.....	.....	.....	AI Neyer Industrial Fund II-Q LLC .....	..OH.....	.....NIA.....	The Western and Southern Life Insurance Co	Ownership.....	..4.500 .....	Western & Southern Mutual Holding Co ..	....NO.....	.....
.0836 ...	Western-Southern Group .....	.....00000 .....	86-1791268 ..	.....	.....	.....	Alta 287 Venture LLC .....	..TX.....	.....NIA.....	WS Real Estate Holdings LLC .....	Ownership.....	..98.000 .....	Western & Southern Mutual Holding Co ..	....NO.....	.....
.0836 ...	Western-Southern Group .....	.....00000 .....	84-5144260 ..	.....	.....	.....	Alta at Horizon West, LLC .....	..FL.....	.....NIA.....	WS Real Estate Holdings LLC .....	Ownership.....	..98.000 .....	Western & Southern Mutual Holding Co ..	....NO.....	.....
.0836 ...	Western-Southern Group .....	.....00000 .....	87-4797036 ..	.....	.....	.....	Azalea Apartment Venture, LLC .....	..NC.....	.....NIA.....	WS Real Estate Holdings LLC .....	Ownership.....	..47.000 .....	Western & Southern Mutual Holding Co ..	....NO.....	.....
.0836 ...	Western-Southern Group .....	.....00000 .....	83-3057118 ..	.....	.....	.....	Beardsley Inv. Holdings,LLC .....	..AZ.....	.....NIA.....	WSLR Holdings LLC .....	Ownership.....	..98.000 .....	Western & Southern Mutual Holding Co ..	....NO.....	.....
.0836 ...	Western-Southern Group .....	.....00000 .....	87-4690994 ..	.....	.....	.....	BGA Capital, LLC .....	..IL.....	.....NIA.....	WS Real Estate Holdings LLC .....	Ownership.....	..47.000 .....	Western & Southern Mutual Holding Co ..	....NO.....	.....
.0836 ...	Western-Southern Group .....	.....00000 .....	83-4499681 ..	.....	.....	.....	Blackstone Real Estate Investment Trust .....	..NY.....	.....NIA.....	WS Real Estate Holdings LLC .....	Ownership.....	..100.000 .....	Western & Southern Mutual Holding Co ..	....NO.....	.....
.0836 ...	Western-Southern Group .....	.....00000 .....	88-1583182 ..	.....	.....	.....	Broomfield SH Holding, LLC .....	..CO.....	.....NIA.....	WS Real Estate Holdings LLC .....	Ownership.....	..47.000 .....	Western & Southern Mutual Holding Co ..	....NO.....	.....
.0836 ...	Western-Southern Group .....	.....00000 .....	88-1472975 ..	.....	.....	.....	Cabot Industrial Value Fund VII, L.P. ....	..MA.....	.....NIA.....	Western-Southern Life Assurance Co .....	Ownership.....	..2.100 .....	Western & Southern Mutual Holding Co ..	....NO.....	.....
.0836 ...	Western-Southern Group .....	.....00000 .....	88-1472975 ..	.....	.....	.....	The Western and Southern Life Insurance Co	.....	.....	.....	.....	.....	.....	.....	.....
.0836 ...	Western-Southern Group .....	.....00000 .....	88-1472975 ..	.....	.....	.....	Cabot Industrial Value Fund VII, L.P. ....	..MA.....	.....NIA.....	The Western and Southern Life Insurance Co	Ownership.....	..5.400 .....	Western & Southern Mutual Holding Co ..	....NO.....	.....
.0836 ...	Western-Southern Group .....	.....00000 .....	35-2431972 ..	.....	.....	.....	Canal Senate Apartments LLC .....	..IN.....	.....NIA.....	WS Real Estate Holdings LLC .....	Ownership.....	..100.000 .....	Western & Southern Mutual Holding Co ..	....NO.....	.....
.0836 ...	Western-Southern Group .....	.....00000 .....	88-3946170 ..	.....	.....	.....	Candler Road Stockbridge Venture, LLC ..	..GA.....	.....NIA.....	WS Real Estate Holdings LLC .....	Ownership.....	..47.000 .....	Western & Southern Mutual Holding Co ..	....NO.....	.....
.0836 ...	Western-Southern Group .....	.....00000 .....	82-0894869 ..	.....	.....	.....	Cape Barnstable Investor Holdings,LLC ....	..MA.....	.....NIA.....	WS Real Estate Holdings LLC .....	Ownership.....	..98.000 .....	Western & Southern Mutual Holding Co ..	....NO.....	.....
.0836 ...	Western-Southern Group .....	.....00000 .....	20-8819502 ..	.....	.....	.....	Carmel Holdings, LLC .....	..IN.....	.....NIA.....	WS Real Estate Holdings LLC .....	Ownership.....	..98.000 .....	Western & Southern Mutual Holding Co ..	....NO.....	.....
.0836 ...	Western-Southern Group .....	.....00000 .....	20-5862349 ..	.....	.....	.....	Carmel Hotel, LLC .....	..IN.....	.....NIA.....	Carmel Holdings, LLC .....	Ownership.....	..36.260 .....	Western & Southern Mutual Holding Co ..	....NO.....	.....
.0836 ...	Western-Southern Group .....	.....00000 .....	31-1449186 ..	.....	.....	.....	Carthage Senior Housing Ltd .....	..OH.....	.....NIA.....	WS Real Estate Holdings LLC .....	Ownership.....	..98.000 .....	Western & Southern Mutual Holding Co ..	....NO.....	.....
.0836 ...	Western-Southern Group .....	.....00000 .....	82-4579654 ..	.....	.....	.....	Cedar Park Senior Inv. Holdings, LLC .....	..TX.....	.....NIA.....	WSLR Holdings LLC .....	Ownership.....	..100.000 .....	Western & Southern Mutual Holding Co ..	....NO.....	.....
.0836 ...	Western-Southern Group .....	.....00000 .....	85-3863649 ..	.....	.....	.....	The Western and Southern Life Insurance Co	.....	.....	.....	.....	.....	.....	.....	.....
.0836 ...	Western-Southern Group .....	.....00000 .....	85-3863649 ..	.....	.....	.....	Chestnut Anchor Healthcare Fund II LP .....	..TX.....	.....NIA.....	The Western and Southern Life Insurance Co	Ownership.....	..25.000 .....	Western & Southern Mutual Holding Co ..	....NO.....	.....
.0836 ...	Western-Southern Group .....	.....00000 .....	81-2810787 ..	.....	.....	.....	The Western and Southern Life Insurance Co	.....	.....	.....	.....	.....	.....	.....	.....
.0836 ...	Western-Southern Group .....	.....00000 .....	81-2810787 ..	.....	.....	.....	Chestnut Heathcare Partners, LP .....	..TN.....	.....NIA.....	The Western and Southern Life Insurance Co	Ownership.....	..21.350 .....	Western & Southern Mutual Holding Co ..	....NO.....	.....
.0836 ...	Western-Southern Group .....	.....00000 .....	23-1691523 ..	.....	.....	.....	Cincinnati Analyst Inc .....	..OH.....	.....DS.....	Columbus Life Insurance Co .....	Ownership.....	..100.000 .....	Western & Southern Mutual Holding Co ..	....NO.....	.....
.0836 ...	Western-Southern Group .....	.....00000 .....	83-3238622 ..	.....	.....	.....	Cincinnati CBD Holdings, LLC .....	..OH.....	.....NIA.....	WS Real Estate Holdings LLC .....	Ownership.....	..100.000 .....	Western & Southern Mutual Holding Co ..	....NO.....	.....
.0836 ...	Western-Southern Group .....	.....00000 .....	20-0434449 ..	.....	.....	.....	Cleveland East Hotel LLC .....	..OH.....	.....NIA.....	WS CEH LLC .....	Ownership.....	..37.000 .....	Western & Southern Mutual Holding Co ..	....NO.....	.....
.0836 ...	Western-Southern Group .....	.....99937 .....	31-1191427 ..	.....	.....	.....	The Western and Southern Life Insurance Co	.....	.....	.....	.....	.....	.....	.....	.....
.0836 ...	Western-Southern Group .....	.....00000 .....	31-1191427 ..	.....	.....	.....	Columbus Life Insurance Co .....	..OH.....	.....DS.....	The Western and Southern Life Insurance Co	Ownership.....	..100.000 .....	Western & Southern Mutual Holding Co ..	....NO.....	.....
.0836 ...	Western-Southern Group .....	.....00000 .....	87-4569007 ..	.....	.....	.....	Concord HB K Clayton Holdings, LLC .....	..MO.....	.....NIA.....	WS Real Estate Holdings LLC .....	Ownership.....	..47.000 .....	Western & Southern Mutual Holding Co ..	....NO.....	.....
.0836 ...	Western-Southern Group .....	.....00000 .....	85-1998953 ..	.....	.....	.....	Courtland Apartments,LLC .....	..GA.....	.....NIA.....	WS Real Estate Holdings LLC .....	Ownership.....	..98.000 .....	Western & Southern Mutual Holding Co ..	....NO.....	.....
.0836 ...	Western-Southern Group .....	.....00000 .....	45-2524597 ..	.....	.....	.....	Cranberry NP Hotel Company LLC .....	..PA.....	.....NIA.....	NP Cranberry Hotel Holdings, LLC .....	Ownership.....	..72.520 .....	Western & Southern Mutual Holding Co ..	....NO.....	.....
.0836 ...	Western-Southern Group .....	.....00000 .....	82-3600937 ..	.....	.....	.....	CrossHarbor Strategic Debt Fund, L.P. ....	..MA.....	.....NIA.....	Western-Southern Life Assurance Co .....	Ownership.....	..8.800 .....	Western & Southern Mutual Holding Co ..	....NO.....	.....
.0836 ...	Western-Southern Group .....	.....00000 .....	20-2681473 ..	.....	.....	.....	Day Hill Road Land LLC .....	..CT.....	.....NIA.....	WS Real Estate Holdings LLC .....	Ownership.....	..74.000 .....	Western & Southern Mutual Holding Co ..	....NO.....	.....
.0836 ...	Western-Southern Group .....	.....00000 .....	88-3066875 ..	.....	.....	.....	Delaney Land Partners, LLC .....	..FL.....	.....NIA.....	WS Real Estate Holdings LLC .....	Ownership.....	..67.000 .....	Western & Southern Mutual Holding Co ..	....NO.....	.....
.0836 ...	Western-Southern Group .....	.....00000 .....	81-1290497 ..	.....	.....	.....	Eagle Realty Capital Partners, LLC .....	..OH.....	.....NIA.....	Eagle Realty Group, LLC .....	Ownership.....	..100.000 .....	Western & Southern Mutual Holding Co ..	....NO.....	.....
.0836 ...	Western-Southern Group .....	.....00000 .....	81-1290497 ..	.....	.....	.....	Western & Southern Investment Holdings LLC	.....	.....	.....	.....	.....	.....	.....	.....
.0836 ...	Western-Southern Group .....	.....00000 .....	31-1779165 ..	.....	.....	.....	Eagle Realty Group, LLC .....	..OH.....	.....DS.....	Western & Southern Investment Holdings LLC	Ownership.....	..100.000 .....	Western & Southern Mutual Holding Co ..	....NO.....	.....
.0836 ...	Western-Southern Group .....	.....00000 .....	31-1779151 ..	.....	.....	.....	Eagle Realty Investments, Inc .....	..OH.....	.....DS.....	Eagle Realty Group, LLC .....	Ownership.....	..100.000 .....	Western & Southern Mutual Holding Co ..	....NO.....	.....
.0836 ...	Western-Southern Group .....	.....00000 .....	31-1779151 ..	.....	.....	.....	The Western and Southern Life Insurance Co	.....	.....	.....	.....	.....	.....	.....	.....
.0836 ...	Western-Southern Group .....	.....00000 .....	82-1940957 ..	.....	.....	.....	Eagle Rose Apt. Holdings,LLC .....	..NY.....	.....NIA.....	The Western and Southern Life Insurance Co	Ownership.....	..2.500 .....	Western & Southern Mutual Holding Co ..	....NO.....	.....
.0836 ...	Western-Southern Group .....	.....00000 .....	47-1596551 ..	.....	.....	.....	East Denver Investor Holdings, LLC .....	..CO.....	.....NIA.....	WS Real Estate Holdings LLC .....	Ownership.....	..98.000 .....	Western & Southern Mutual Holding Co ..	....NO.....	.....
.0836 ...	Western-Southern Group .....	.....00000 .....	46-1383159 ..	.....	.....	.....	Emerging Markets LLC .....	..OH.....	.....NIA.....	Integrity Life Insurance Co .....	Ownership.....	..33.540 .....	Western & Southern Mutual Holding Co ..	....NO.....	.....
.0836 ...	Western-Southern Group .....	.....00000 .....	46-1383159 ..	.....	.....	.....	Emerging Markets LLC .....	..OH.....	.....NIA.....	National Integrity Life Insurance Co .....	Ownership.....	..16.980 .....	Western & Southern Mutual Holding Co ..	....NO.....	.....
.0836 ...	Western-Southern Group .....	.....00000 .....	46-1383159 ..	.....	.....	.....	Emerging Markets LLC .....	..OH.....	.....NIA.....	The Lafayette Life Insurance Co .....	Ownership.....	..26.370 .....	Western & Southern Mutual Holding Co ..	....NO.....	.....

SCHEDULE Y  
PART 1A - DETAIL OF INSURANCE HOLDING COMPANY SYSTEM

1	2	3	4	5	6	7	8	9	10	11	12 Type of Control (Ownership, Board, Management, Attorney-in-Fact, Influence, Other)	13 If Control is Owner- ship Provide Percen- tage	14 Ultimate Controlling Entity(ies)/Person(s)	15 Is an SCA Filing Re- quired? (Yes/No)	16 *
Group Code	Group Name	NAIC Company Code	ID Number	Federal RSSD	CIK	Name of Securities Exchange if Publicly Traded (U.S. or International)	Names of Parent, Subsidiaries Or Affiliates	Domi- ciliary Loca- tion	Relation- ship to Reporting Entity	Directly Controlled by (Name of Entity/Person)					
. 0836 ...	Western-Southern Group .....	.... 00000 ....	46-1383159 ..	.....	.....	.....	Emerging Markets LLC .....	.. OH.....	..... NIA.....	Western-Southern Life Assurance Co .....	Ownership.....	..23.110 ....	Western & Southern Mutual Holding Co .	.... NO.....	.....
. 0836 ...	Western-Southern Group .....	.... 00000 ....	87-3176470 ..	.....	.....	.....	EQT Exeter Industrial Core Plus Fund IV .....	.. PA.....	..... NIA.....	Western-Southern Life Assurance Co .....	Ownership.....	..1.200 ....	Western & Southern Mutual Holding Co .	.... NO.....	.....
. 0836 ...	Western-Southern Group .....	.... 00000 ....	87-3176470 ..	.....	.....	.....	EQT Exeter Industrial Core Plus Fund IV .....	.. PA.....	..... NIA.....	Integrity Life Insurance Co .....	Ownership.....	..1.700 ....	Western & Southern Mutual Holding Co .	.... NO.....	.....
. 0836 ...	Western-Southern Group .....	.... 00000 ....	87-3176470 ..	.....	.....	.....	EQT Exeter Industrial Core Plus Fund IV .....	.. PA.....	..... NIA.....	The Western and Southern Life Insurance Co .....	Ownership.....	..0.200 ....	Western & Southern Mutual Holding Co .	.... NO.....	.....
. 0836 ...	Western-Southern Group .....	.... 00000 ....	92-0486096 ..	.....	.....	.....	ERG-CP MN 6-Pack JV, LLC .....	.. MN.....	..... NIA.....	WS Real Estate Holdings LLC .....	Ownership.....	..41.000 ....	Western & Southern Mutual Holding Co .	.... NO.....	.....
. 0836 ...	Western-Southern Group .....	.... 00000 ....	86-3736212 ..	.....	.....	.....	Etowah Joint Venture Partners, LLC .....	.. GA.....	..... NIA.....	WS Real Estate Holdings LLC .....	Ownership.....	..98.000 ....	Western & Southern Mutual Holding Co .	.... NO.....	.....
. 0836 ...	Western-Southern Group .....	.... 00000 ....	47-5482199 ..	.....	.....	.....	Fabric Technologies, Inc. ....	.. NY.....	..... DS.....	The Western and Southern Life Insurance Co .....	Ownership.....	..100.000 ....	Western & Southern Mutual Holding Co .	.... NO.....	.....
. 0836 ...	Western-Southern Group .....	.... 00000 ....	45-5350091 ..	.....	.....	.....	Flat Apts. Investor Holdings, LLC .....	.. IN.....	..... NIA.....	WS Real Estate Holdings LLC .....	Ownership.....	..98.000 ....	Western & Southern Mutual Holding Co .	.... NO.....	.....
. 0836 ...	Western-Southern Group .....	.... 00000 ....	32-3668056 ..	.....	.....	.....	Flats Springhurst Inv Holdings, LLC .....	.. KY.....	..... NIA.....	WS Real Estate Holdings LLC .....	Ownership.....	..98.000 ....	Western & Southern Mutual Holding Co .	.... NO.....	.....
. 0836 ...	Western-Southern Group .....	.... 00000 ....	88-0815943 ..	.....	.....	.....	Forest Parkway Atlanta Venture, LLC .....	.. GA.....	..... NIA.....	WS Real Estate Holdings LLC .....	Ownership.....	..47.000 ....	Western & Southern Mutual Holding Co .	.... NO.....	.....
. 0836 ...	Western-Southern Group .....	.... 00000 ....	45-0571051 ..	.....	.....	.....	Fort Washington Active Fixed Fund .....	.. OH.....	..... NIA.....	The Western and Southern Life Insurance Co .....	Ownership.....	..37.050 ....	Western & Southern Mutual Holding Co .	.... NO.....	.....
. 0836 ...	Western-Southern Group .....	.... 00000 ....	45-0571051 ..	.....	.....	.....	Fort Washington Active Fixed Fund .....	.. OH.....	..... NIA.....	Integrity Life Insurance Co .....	Ownership.....	..4.160 ....	Western & Southern Mutual Holding Co .	.... NO.....	.....
. 0836 ...	Western-Southern Group .....	.... 00000 ....	52-2206044 ..	.....	.....	.....	Fort Washington Capital Partners, LLC .....	.. OH.....	..... NIA.....	Fort Washington Investment Advisors, Inc. ....	Ownership.....	..100.000 ....	Western & Southern Mutual Holding Co .	.... NO.....	.....
. 0837 ...	Western-Southern Group .....	.... 00003 ....	31-1727947 ..	.....	.....	.....	Fort Washington Flexible Income LLC .....	.. OH.....	..... NIA.....	Integrity Life Insurance Co .....	Ownership.....	..20.050 ....	Western & Southern Mutual Holding Co .	.... NO.....	.....
. 0836 ...	Western-Southern Group .....	.... 00001 ....	31-1727947 ..	.....	.....	.....	Fort Washington Flexible Income LLC .....	.. OH.....	..... NIA.....	The Western and Southern Life Insurance Co .....	Ownership.....	..18.600 ....	Western & Southern Mutual Holding Co .	.... NO.....	.....
. 0836 ...	Western-Southern Group .....	.... 00002 ....	31-1727947 ..	.....	.....	.....	Fort Washington Flexible Income LLC .....	.. OH.....	..... NIA.....	Western & Southern Financial Group, Inc. .	Ownership.....	..25.840 ....	Western & Southern Mutual Holding Co .	.... NO.....	.....
. 0836 ...	Western-Southern Group .....	.... 00000 ....	47-3243974 ..	.....	.....	.....	Fort Washington Global Alpha Domestic Fund LP .....	.. OH.....	..... NIA.....	Western & Southern Financial Group, Inc. .	Ownership.....	..99.990 ....	Western & Southern Mutual Holding Co .	.... NO.....	.....
. 0836 ...	Western-Southern Group .....	.... 00000 ....	98-1227949 ..	.....	.....	.....	Fort Washington Global Alpha Master Fund LP .....	.. OH.....	..... NIA.....	Fort Washington Global Alpha Domestic Fund LP .....	Ownership.....	..99.470 ....	Western & Southern Mutual Holding Co .	.... NO.....	.....
. 0836 ...	Western-Southern Group .....	.... 00000 ....	31-1702203 ..	.....	.....	.....	Fort Washington High Yield Invt LLC .....	.. OH.....	..... NIA.....	Columbus Life Insurance Co .....	Ownership.....	..31.860 ....	Western & Southern Mutual Holding Co .	.... NO.....	.....
. 0836 ...	Western-Southern Group .....	.... 00000 ....	31-1702203 ..	.....	.....	.....	Fort Washington High Yield Invt LLC .....	.. OH.....	..... NIA.....	Integrity Life Insurance Co .....	Ownership.....	..6.050 ....	Western & Southern Mutual Holding Co .	.... NO.....	.....
. 0836 ...	Western-Southern Group .....	.... 00000 ....	31-1702203 ..	.....	.....	.....	Fort Washington High Yield Invt LLC .....	.. OH.....	..... NIA.....	National Integrity Life Insurance Co .....	Ownership.....	..6.040 ....	Western & Southern Mutual Holding Co .	.... NO.....	.....
. 0836 ...	Western-Southern Group .....	.... 00000 ....	31-1702203 ..	.....	.....	.....	Fort Washington High Yield Invt LLC .....	.. OH.....	..... NIA.....	The Western and Southern Life Insurance Co .....	Ownership.....	..1.610 ....	Western & Southern Mutual Holding Co .	.... NO.....	.....
. 0836 ...	Western-Southern Group .....	.... 00000 ....	31-1702203 ..	.....	.....	.....	Fort Washington High Yield Invt LLC .....	.. OH.....	..... NIA.....	Western-Southern Life Assurance Co .....	Ownership.....	..40.940 ....	Western & Southern Mutual Holding Co .	.... NO.....	.....
. 0836 ...	Western-Southern Group .....	.... 00000 ....	27-0116330 ..	.....	.....	.....	Fort Washington High Yield Invt LLC II .....	.. OH.....	..... NIA.....	The Western and Southern Life Insurance Co .....	Ownership.....	..21.900 ....	Western & Southern Mutual Holding Co .	.... NO.....	.....
. 0836 ...	Western-Southern Group .....	.... 00000 ....	31-1301863 ..	.....	.....	.....	Fort Washington Investment Advisors, Inc. ...	.. OH.....	..... DS.....	Western & Southern Investment Holdings LLC .....	Ownership.....	..100.000 ....	Western & Southern Mutual Holding Co .	.... NO.....	.....
. 0836 ...	Western-Southern Group .....	.... 00000 ....	52-2206041 ..	.....	.....	.....	Fort Washington PE Invest II LP .....	.. OH.....	..... NIA.....	Fort Washington Capital Partners, LLC .....	Ownership.....	..0.500 ....	Western & Southern Mutual Holding Co .	.... NO.....	.....
. 0836 ...	Western-Southern Group .....	.... 00000 ....	52-2206041 ..	.....	.....	.....	Fort Washington PE Invest II LP .....	.. OH.....	..... NIA.....	The Western and Southern Life Insurance Co .....	Ownership.....	..7.630 ....	Western & Southern Mutual Holding Co .	.... NO.....	.....
. 0836 ...	Western-Southern Group .....	.... 00000 ....	31-1727947 ..	.....	.....	.....	Fort Washington PE Invest III LP .....	.. OH.....	..... NIA.....	Fort Washington Capital Partners, LLC .....	Ownership.....	..0.500 ....	Western & Southern Mutual Holding Co .	.... NO.....	.....
. 0836 ...	Western-Southern Group .....	.... 00000 ....	31-1727947 ..	.....	.....	.....	Fort Washington PE Invest III LP .....	.. OH.....	..... NIA.....	The Western and Southern Life Insurance Co .....	Ownership.....	..45.280 ....	Western & Southern Mutual Holding Co .	.... NO.....	.....
. 0836 ...	Western-Southern Group .....	.... 00000 ....	16-1648796 ..	.....	.....	.....	Fort Washington PE Invest IV LP .....	.. OH.....	..... NIA.....	Fort Washington Capital Partners, LLC .....	Ownership.....	..0.500 ....	Western & Southern Mutual Holding Co .	.... NO.....	.....
. 0836 ...	Western-Southern Group .....	.... 00000 ....	16-1648796 ..	.....	.....	.....	Fort Washington PE Invest IV LP .....	.. OH.....	..... NIA.....	The Western and Southern Life Insurance Co .....	Ownership.....	..35.410 ....	Western & Southern Mutual Holding Co .	.... NO.....	.....
. 0836 ...	Western-Southern Group .....	.... 00000 ....	81-1722824 ..	.....	.....	.....	Fort Washington PE Invest IX-B-LP .....	.. OH.....	..... NIA.....	FIWPEI IX GP, LLC .....	Ownership.....	..0.500 ....	Western & Southern Mutual Holding Co .	.... NO.....	.....
. 0836 ...	Western-Southern Group .....	.... 00000 ....	81-1722824 ..	.....	.....	.....	Fort Washington PE Invest IX-B-LP .....	.. OH.....	..... NIA.....	The Western and Southern Life Insurance Co .....	Ownership.....	..99.500 ....	Western & Southern Mutual Holding Co .	.... NO.....	.....
. 0836 ...	Western-Southern Group .....	.... 00000 ....	81-1997777 ..	.....	.....	.....	Fort Washington PE Invest IX-K .....	.. OH.....	..... NIA.....	FIWPEI IX GP, LLC .....	Ownership.....	..0.500 ....	Western & Southern Mutual Holding Co .	.... NO.....	.....
. 0836 ...	Western-Southern Group .....	.... 00000 ....	81-1710716 ..	.....	.....	.....	Fort Washington PE Invest IX-LP .....	.. OH.....	..... NIA.....	FIWPEI IX GP, LLC .....	Ownership.....	..0.500 ....	Western & Southern Mutual Holding Co .	.... NO.....	.....
. 0836 ...	Western-Southern Group .....	.... 00000 ....	81-1710716 ..	.....	.....	.....	Fort Washington PE Invest IX-LP .....	.. OH.....	..... NIA.....	The Western and Southern Life Insurance Co .....	Ownership.....	..2.160 ....	Western & Southern Mutual Holding Co .	.... NO.....	.....



STATEMENT AS OF MARCH 31, 2023 OF THE The Western and Southern Life Insurance Company

SCHEDULE Y  
PART 1A - DETAIL OF INSURANCE HOLDING COMPANY SYSTEM

1	2	3	4	5	6	7	8	9	10	11	12	13	14	15	16
											Type of Control (Ownership, Board, Management, Attorney-in-Fact, Influence, Other)	If Control is Owner- ship Provide Percent- age			
Group Code	Group Name	NAIC Company Code	ID Number	Federal RSSD	CIK	Name of Securities Exchange if Publicly Traded (U.S. or International)	Names of Parent, Subsidiaries Or Affiliates	Domi- ciliary Loca- tion	Relation- ship to Reporting Entity	Directly Controlled by (Name of Entity/Person)			Ultimate Controlling Entity(ies)/Person(s)	Is an SCA Filing Re- quired? (Yes/No)	*
. 0836 ...	Western-Southern Group .....	.... 00000 ....	87-3834210 ..				Fort Washington PE Invest SM II .....	.. OH.....	NIA.....	FIWPEI X GP, LLC .....	Ownership.....	.. 0.500 ....	Western & Southern Mutual Holding Co .	.... NO.....	.....
. 0836 ...	Western-Southern Group .....	.... 00000 ....	87-3834210 ..				Fort Washington PE Invest SM II .....	.. OH.....	NIA.....	The Western and Southern Life Insurance Co The Western and Southern Life Insurance Co	Ownership.....	.. 25.300 ....	Western & Southern Mutual Holding Co .	.... NO.....	.....
. 0836 ...	Western-Southern Group .....	.... 00000 ....	87-3815473 ..				Fort Washington PE Invest SM II-B-LP .....	.. OH.....	NIA.....		Ownership.....	.. 98.130 ....	Western & Southern Mutual Holding Co .	.... NO.....	.....
. 0836 ...	Western-Southern Group .....	.... 00000 ....	87-3815473 ..				Fort Washington PE Invest SM II-B-LP .....	.. OH.....	NIA.....	FIWPEI X GP, LLC .....	Ownership.....	.. 0.500 ....	Western & Southern Mutual Holding Co .	.... NO.....	.....
. 0836 ...	Western-Southern Group .....	.... 00000 ....	87-3835610 ..				Fort Washington PE Invest SM II-K .....	.. OH.....	NIA.....	FIWPEI X GP, LLC .....	Ownership.....	.. 0.500 ....	Western & Southern Mutual Holding Co .	.... NO.....	.....
. 0836 ...	Western-Southern Group .....	.... 00000 ....	20-4568842 ..				Fort Washington PE Invest V LP .....	.. OH.....	NIA.....	FIWPEI V GP, LLC .....	Ownership.....	.. 0.500 ....	Western & Southern Mutual Holding Co .	.... NO.....	.....
							The Western and Southern Life Insurance Co								
. 0836 ...	Western-Southern Group .....	.... 00000 ....	20-4568842 ..				Fort Washington PE Invest V LP .....	.. OH.....	NIA.....		Ownership.....	.. 41.900 ....	Western & Southern Mutual Holding Co .	.... NO.....	.....
. 0836 ...	Western-Southern Group .....	.... 00000 ....	26-1073680 ..				Fort Washington PE Invest VI LP .....	.. OH.....	NIA.....	FIWPEI VI GP, LLC .....	Ownership.....	.. 0.500 ....	Western & Southern Mutual Holding Co .	.... NO.....	.....
							The Western and Southern Life Insurance Co								
. 0836 ...	Western-Southern Group .....	.... 00000 ....	26-1073680 ..				Fort Washington PE Invest VI LP .....	.. OH.....	NIA.....		Ownership.....	.. 24.820 ....	Western & Southern Mutual Holding Co .	.... NO.....	.....
. 0836 ...	Western-Southern Group .....	.... 00000 ....	27-1321348 ..				Fort Washington PE Invest VII LP .....	.. OH.....	NIA.....	FIWPEI VII GP, LLC .....	Ownership.....	.. 0.500 ....	Western & Southern Mutual Holding Co .	.... NO.....	.....
							The Western and Southern Life Insurance Co								
. 0836 ...	Western-Southern Group .....	.... 00000 ....	27-1321348 ..				Fort Washington PE Invest VII LP .....	.. OH.....	NIA.....		Ownership.....	.. 27.990 ....	Western & Southern Mutual Holding Co .	.... NO.....	.....
. 0836 ...	Western-Southern Group .....	.... 00000 ....	32-0418436 ..				Fort Washington PE Invest VIII-B-LP .....	.. OH.....	NIA.....	FIWPEI VIII GP, LLC .....	Ownership.....	.. 0.500 ....	Western & Southern Mutual Holding Co .	.... NO.....	.....
							The Western and Southern Life Insurance Co								
. 0836 ...	Western-Southern Group .....	.... 00000 ....	32-0418436 ..				Fort Washington PE Invest VIII-B-LP .....	.. OH.....	NIA.....		Ownership.....	.. 99.490 ....	Western & Southern Mutual Holding Co .	.... NO.....	.....
. 0836 ...	Western-Southern Group .....	.... 00000 ....	35-2485044 ..				Fort Washington PE Invest VIII-LP .....	.. OH.....	NIA.....	FIWPEI VIII GP, LLC .....	Ownership.....	.. 0.500 ....	Western & Southern Mutual Holding Co .	.... NO.....	.....
							The Western and Southern Life Insurance Co								
. 0836 ...	Western-Southern Group .....	.... 00000 ....	35-2485044 ..				Fort Washington PE Invest VIII-LP .....	.. OH.....	NIA.....		Ownership.....	.. 24.680 ....	Western & Southern Mutual Holding Co .	.... NO.....	.....
. 0836 ...	Western-Southern Group .....	.... 00000 ....	83-1023433 ..				Fort Washington PE Invest X-B-LP .....	.. OH.....	NIA.....	FIWPEI X GP, LLC .....	Ownership.....	.. 0.500 ....	Western & Southern Mutual Holding Co .	.... NO.....	.....
							The Western and Southern Life Insurance Co								
. 0836 ...	Western-Southern Group .....	.... 00000 ....	83-1023433 ..				Fort Washington PE Invest X-B-LP .....	.. OH.....	NIA.....		Ownership.....	.. 99.500 ....	Western & Southern Mutual Holding Co .	.... NO.....	.....
. 0836 ...	Western-Southern Group .....	.... 00000 ....	87-3859143 ..				Fort Washington PE Invest XI .....	.. OH.....	NIA.....	FIWPEI X GP, LLC .....	Ownership.....	.. 0.500 ....	Western & Southern Mutual Holding Co .	.... NO.....	.....
							The Western and Southern Life Insurance Co								
. 0836 ...	Western-Southern Group .....	.... 00000 ....	87-3859143 ..				Fort Washington PE Invest XI .....	.. OH.....	NIA.....		Ownership.....	.. 4.660 ....	Western & Southern Mutual Holding Co .	.... NO.....	.....
							The Western and Southern Life Insurance Co								
. 0836 ...	Western-Southern Group .....	.... 00000 ....	87-3816231 ..				Fort Washington PE Invest XI-B-LP .....	.. OH.....	NIA.....		Ownership.....	.. 99.500 ....	Western & Southern Mutual Holding Co .	.... NO.....	.....
. 0836 ...	Western-Southern Group .....	.... 00000 ....	87-3816231 ..				Fort Washington PE Invest XI-B-LP .....	.. OH.....	NIA.....	FIWPEI X GP, LLC .....	Ownership.....	.. 0.500 ....	Western & Southern Mutual Holding Co .	.... NO.....	.....
. 0836 ...	Western-Southern Group .....	.... 00000 ....	87-3859775 ..				Fort Washington PE Invest XI-K .....	.. OH.....	NIA.....	FIWPEI X GP, LLC .....	Ownership.....	.. 0.500 ....	Western & Southern Mutual Holding Co .	.... NO.....	.....
. 0836 ...	Western-Southern Group .....	.... 00000 ....	83-1005851 ..				Fort Washington PE Invest X-LP .....	.. OH.....	NIA.....	FIWPEI X GP, LLC .....	Ownership.....	.. 0.500 ....	Western & Southern Mutual Holding Co .	.... NO.....	.....
							The Western and Southern Life Insurance Co								
. 0836 ...	Western-Southern Group .....	.... 00000 ....	83-1005851 ..				Fort Washington PE Invest X-LP .....	.. OH.....	NIA.....		Ownership.....	.. 3.360 ....	Western & Southern Mutual Holding Co .	.... NO.....	.....
. 0836 ...	Western-Southern Group .....	.... 00000 ....	83-1036934 ..				Fort Washington PE Invest X-S .....	.. OH.....	NIA.....	FIWPEI X GP, LLC .....	Ownership.....	.. 0.500 ....	Western & Southern Mutual Holding Co .	.... NO.....	.....
. 0836 ...	Western-Southern Group .....	.... 00000 ....	20-5398098 ..				Fort Washington PE Investors V-B, L.P. ....	.. OH.....	NIA.....	Fort Washington PE Invest V LP .....	Ownership.....	.. 87.620 ....	Western & Southern Mutual Holding Co .	.... NO.....	.....
. 0836 ...	Western-Southern Group .....	.... 00000 ....	20-5398098 ..				Fort Washington PE Investors V-B, L.P. ....	.. OH.....	NIA.....	FIWPEI V GP, LLC .....	Ownership.....	.. 0.500 ....	Western & Southern Mutual Holding Co .	.... NO.....	.....
. 0836 ...	Western-Southern Group .....	.... 00000 ....	20-5398156 ..				Fort Washington PE Investors V-VC, L.P. ....	.. OH.....	NIA.....	Fort Washington PE Invest V LP .....	Ownership.....	.. 89.590 ....	Western & Southern Mutual Holding Co .	.... NO.....	.....
. 0836 ...	Western-Southern Group .....	.... 00000 ....	20-5398156 ..				Fort Washington PE Investors V-VC, L.P. ....	.. OH.....	NIA.....	FIWPEI V GP, LLC .....	Ownership.....	.. 0.500 ....	Western & Southern Mutual Holding Co .	.... NO.....	.....
. 0836 ...	Western-Southern Group .....	.... 00000 ....	26-3806629 ..				Fort Washington PE Opp Fund II, L.P. ....	.. OH.....	NIA.....	Fort Washington PE Invest V LP .....	Ownership.....	.. 6.700 ....	Western & Southern Mutual Holding Co .	.... NO.....	.....
. 0836 ...	Western-Southern Group .....	.... 00000 ....	26-3806629 ..				Fort Washington PE Opp Fund II, L.P. ....	.. OH.....	NIA.....	Fort Washington PE Invest VI LP .....	Ownership.....	.. 9.840 ....	Western & Southern Mutual Holding Co .	.... NO.....	.....
. 0836 ...	Western-Southern Group .....	.... 00000 ....	26-3806629 ..				Fort Washington PE Opp Fund II, L.P. ....	.. OH.....	NIA.....	Fort Washington PE Invest VII LP .....	Ownership.....	.. 5.410 ....	Western & Southern Mutual Holding Co .	.... NO.....	.....
. 0836 ...	Western-Southern Group .....	.... 00000 ....	26-3806629 ..				Fort Washington PE Opp Fund II, L.P. ....	.. OH.....	NIA.....	FIWPEO II GP, LLC .....	Ownership.....	.. 0.500 ....	Western & Southern Mutual Holding Co .	.... NO.....	.....
							The Western and Southern Life Insurance Co								
. 0836 ...	Western-Southern Group .....	.... 00000 ....	26-3806629 ..				Fort Washington PE Opp Fund II, L.P. ....	.. OH.....	NIA.....		Ownership.....	.. 9.940 ....	Western & Southern Mutual Holding Co .	.... NO.....	.....
. 0836 ...	Western-Southern Group .....	.... 00000 ....	90-0989164 ..				Fort Washington PE Opp Fund III, L.P. ....	.. OH.....	NIA.....	Fort Washington PE Invest VII LP .....	Ownership.....	.. 3.750 ....	Western & Southern Mutual Holding Co .	.... NO.....	.....
. 0836 ...	Western-Southern Group .....	.... 00000 ....	90-0989164 ..				Fort Washington PE Opp Fund III, L.P. ....	.. OH.....	NIA.....	Fort Washington PE Invest VIII LP .....	Ownership.....	.. 3.180 ....	Western & Southern Mutual Holding Co .	.... NO.....	.....
. 0836 ...	Western-Southern Group .....	.... 00000 ....	90-0989164 ..				Fort Washington PE Opp Fund III, L.P. ....	.. OH.....	NIA.....	FIWPEO III GP, LLC .....	Ownership.....	.. 0.500 ....	Western & Southern Mutual Holding Co .	.... NO.....	.....

STATEMENT AS OF MARCH 31, 2023 OF THE The Western and Southern Life Insurance Company

SCHEDULE Y  
PART 1A - DETAIL OF INSURANCE HOLDING COMPANY SYSTEM

1	2	3	4	5	6	7	8	9	10	11	12	13	14	15	16
Group Code	Group Name	NAIC Company Code	ID Number	Federal RSSD	CIK	Name of Securities Exchange if Publicly Traded (U.S. or International)	Names of Parent, Subsidiaries Or Affiliates	Domi-ciliary Location	Relation-ship to Reporting Entity	Directly Controlled by (Name of Entity/Person)	Type of Control (Ownership, Board, Management, Attorney-in-Fact, Influence, Other)	If Control is Ownership Provide Percen-tage	Ultimate Controlling Entity(ies)/Person(s)	Is an SCA Filing Re-quired? (Yes/No)	*
. 0836 ...	Western-Southern Group .....	.... 00000 ....	90-0989164 ..	.....	.....	.....	Fort Washington PE Opp Fund III, L.P. ....	.. OH.....	..... NIA.....	The Western and Southern Life Insurance Co	Ownership.....	.. 2.160 ....	Western & Southern Mutual Holding Co .	... NO.....	.....
. 0836 ...	Western-Southern Group .....	.... 00000 ....	37-1736757 ..	.....	.....	.....	Fort Washington PE Opp Fund III-B, L.P. ....	.. OH.....	..... NIA.....	FWPEO III GP, LLC .....	Ownership.....	.. 0.500 ....	Western & Southern Mutual Holding Co .	... NO.....	.....
. 0836 ...	Western-Southern Group .....	.... 00000 ....	37-1736757 ..	.....	.....	.....	Fort Washington PE Opp Fund III-B, L.P. ....	.. OH.....	..... NIA.....	The Western and Southern Life Insurance Co	Ownership.....	.. 84.030 ....	Western & Southern Mutual Holding Co .	... NO.....	.....
. 0836 ...	Western-Southern Group .....	.... 00000 ....	85-1483379 ..	.....	.....	.....	Fort Washington PE Opp Fund IV, L.P. ....	.. OH.....	..... NIA.....	FWPEO IV GP, LLC .....	Ownership.....	.. 0.500 ....	Western & Southern Mutual Holding Co .	... NO.....	.....
. 0836 ...	Western-Southern Group .....	.... 00000 ....	85-1503656 ..	.....	.....	.....	Fort Washington PE Opp Fund IV-B, L.P. ....	.. OH.....	..... NIA.....	FWPEO IV GP, LLC .....	Ownership.....	.. 0.500 ....	Western & Southern Mutual Holding Co .	... NO.....	.....
. 0836 ...	Western-Southern Group .....	.... 00000 ....	85-1503656 ..	.....	.....	.....	Fort Washington PE Opp Fund IV-B, L.P. ....	.. OH.....	..... NIA.....	The Western and Southern Life Insurance Co	Ownership.....	.. 99.400 ....	Western & Southern Mutual Holding Co .	... NO.....	.....
. 0837 ...	Western-Southern Group .....	.... 00001 ....	85-1521520 ..	.....	.....	.....	Fort Washington PE Opp Fund IV-K, L.P. ....	.. OH.....	..... NIA.....	FWPEO IV GP, LLC .....	Ownership.....	.. 0.500 ....	Western & Southern Mutual Holding Co .	... NO.....	.....
. 0836 ...	Western-Southern Group .....	.... 00000 ....	87-2353885 ..	.....	.....	.....	Fourth and Pike Apartments, LLC .....	.. OH.....	..... NIA.....	WS Real Estate Holdings LLC .....	Ownership.....	.. 100.000 ....	Western & Southern Mutual Holding Co .	... NO.....	.....
. 0836 ...	Western-Southern Group .....	.... 00000 ....	47-1922641 ..	.....	.....	.....	Frontage Lodge Investor Holdings, LLC .....	.. CO.....	..... NIA.....	WS Real Estate Holdings LLC .....	Ownership.....	.. 98.000 ....	Western & Southern Mutual Holding Co .	... NO.....	.....
. 0836 ...	Western-Southern Group .....	.... 00000 ....	81-1698272 ..	.....	.....	.....	FWPEI IX GP, LLC .....	.. OH.....	..... NIA.....	Fort Washington Investment Advisors, Inc.	Ownership.....	.. 100.000 ....	Western & Southern Mutual Holding Co .	... NO.....	.....
. 0836 ...	Western-Southern Group .....	.... 00000 ....	87-1225842 ..	.....	.....	.....	FWPEI Mauna Kea GP, LLC .....	.. OH.....	..... NIA.....	Fort Washington Investment Advisors, Inc.	Ownership.....	.. 100.000 ....	Western & Southern Mutual Holding Co .	... NO.....	.....
. 0836 ...	Western-Southern Group .....	.... 00000 ....	87-3616440 ..	.....	.....	.....	FWPEI SM II GP, LLC .....	.. OH.....	..... NIA.....	Fort Washington Investment Advisors, Inc.	Ownership.....	.. 100.000 ....	Western & Southern Mutual Holding Co .	... NO.....	.....
. 0836 ...	Western-Southern Group .....	.... 00000 ....	20-4844372 ..	.....	.....	.....	FWPEI V GP, LLC .....	.. OH.....	..... NIA.....	Fort Washington Investment Advisors, Inc.	Ownership.....	.. 100.000 ....	Western & Southern Mutual Holding Co .	... NO.....	.....
. 0836 ...	Western-Southern Group .....	.... 00000 ....	26-1073669 ..	.....	.....	.....	FWPEI VI GP, LLC .....	.. OH.....	..... NIA.....	Fort Washington Investment Advisors, Inc.	Ownership.....	.. 100.000 ....	Western & Southern Mutual Holding Co .	... NO.....	.....
. 0836 ...	Western-Southern Group .....	.... 00000 ....	27-1321253 ..	.....	.....	.....	FWPEI VII GP, LLC .....	.. OH.....	..... NIA.....	Fort Washington Investment Advisors, Inc.	Ownership.....	.. 100.000 ....	Western & Southern Mutual Holding Co .	... NO.....	.....
. 0836 ...	Western-Southern Group .....	.... 00000 ....	46-3584733 ..	.....	.....	.....	FWPEI VIII GP, LLC .....	.. OH.....	..... NIA.....	Fort Washington Investment Advisors, Inc.	Ownership.....	.. 100.000 ....	Western & Southern Mutual Holding Co .	... NO.....	.....
. 0836 ...	Western-Southern Group .....	.... 00000 ....	83-0980611 ..	.....	.....	.....	FWPEI X GP, LLC .....	.. OH.....	..... NIA.....	Fort Washington Investment Advisors, Inc.	Ownership.....	.. 100.000 ....	Western & Southern Mutual Holding Co .	... NO.....	.....
. 0836 ...	Western-Southern Group .....	.... 00000 ....	87-3656912 ..	.....	.....	.....	FWPEI XI GP, LLC .....	.. OH.....	..... NIA.....	Fort Washington Investment Advisors, Inc.	Ownership.....	.. 100.000 ....	Western & Southern Mutual Holding Co .	... NO.....	.....
. 0836 ...	Western-Southern Group .....	.... 00000 ....	26-3806561 ..	.....	.....	.....	FWPEO II GP, LLC .....	.. OH.....	..... NIA.....	Fort Washington Investment Advisors, Inc.	Ownership.....	.. 100.000 ....	Western & Southern Mutual Holding Co .	... NO.....	.....
. 0836 ...	Western-Southern Group .....	.... 00000 ....	46-2895522 ..	.....	.....	.....	FWPEO III GP, LLC .....	.. OH.....	..... NIA.....	Fort Washington Investment Advisors, Inc.	Ownership.....	.. 100.000 ....	Western & Southern Mutual Holding Co .	... NO.....	.....
. 0836 ...	Western-Southern Group .....	.... 00000 ....	85-1463366 ..	.....	.....	.....	FWPEO IV GP, LLC .....	.. OH.....	..... NIA.....	Fort Washington Investment Advisors, Inc.	Ownership.....	.. 100.000 ....	Western & Southern Mutual Holding Co .	... NO.....	.....
. 0836 ...	Western-Southern Group .....	.... 00000 ....	43-2081325 ..	.....	.....	.....	Gerber Life Agency, LLC .....	.. OH.....	..... DS.....	The Western and Southern Life Insurance Co	Ownership.....	.. 100.000 ....	Western & Southern Mutual Holding Co .	... NO.....	.....
. 0836 ...	Western-Southern Group .....	.... 70939 ....	13-2611847 ..	.....	.....	.....	Gerber Life Insurance Company .....	.. NY.....	..... DS.....	The Western and Southern Life Insurance Co	Ownership.....	.. 100.000 ....	Western & Southern Mutual Holding Co .	... NO.....	.....
. 0836 ...	Western-Southern Group .....	.... 00000 ....	82-2495007 ..	.....	.....	.....	Grand Dunes Senior Holdings, LLC .....	.. NC.....	..... NIA.....	WS Real Estate Holdings LLC .....	Ownership.....	.. 98.000 ....	Western & Southern Mutual Holding Co .	... NO.....	.....
. 0836 ...	Western-Southern Group .....	.... 00000 ....	88-3437673 ..	.....	.....	.....	Hampton Roads Oz Fund .....	.. VA.....	..... NIA.....	WS Real Estate Holdings LLC .....	Ownership.....	.. 98.000 ....	Western & Southern Mutual Holding Co .	... NO.....	.....
. 0836 ...	Western-Southern Group .....	.... 00000 ....	88-4269012 ..	.....	.....	.....	Henley Residences Holdings, LLC .....	.. FL.....	..... NIA.....	WS Real Estate Holdings LLC .....	Ownership.....	.. 47.270 ....	Western & Southern Mutual Holding Co .	... NO.....	.....
. 0836 ...	Western-Southern Group .....	.... 00000 ....	92-1556010 ..	.....	.....	.....	Hunters Creek JV, LLC .....	.. TN.....	..... NIA.....	WS Real Estate Holdings LLC .....	Ownership.....	.. 67.000 ....	Western & Southern Mutual Holding Co .	... NO.....	.....
. 0836 ...	Western-Southern Group .....	.... 00000 ....	31-1328371 ..	.....	.....	.....	IFS Financial Services, Inc .....	.. OH.....	..... DS.....	Western-Southern Life Assurance Co .....	Ownership.....	.. 100.000 ....	Western & Southern Mutual Holding Co .	... NO.....	.....
. 0836 ...	Western-Southern Group .....	.... 74780 ....	86-0214103 ..	.....	.....	.....	Integrity Life Insurance Co .....	.. OH.....	..... DS.....	The Western and Southern Life Insurance Co	Ownership.....	.. 100.000 ....	Western & Southern Mutual Holding Co .	... NO.....	.....
. 0836 ...	Western-Southern Group .....	.... 00000 ....	34-1826874 ..	.....	.....	.....	IR Mall Associates LTD .....	.. FL.....	..... NIA.....	The Western and Southern Life Insurance Co	Ownership.....	.. 49.500 ....	Western & Southern Mutual Holding Co .	... NO.....	.....
. 0836 ...	Western-Southern Group .....	.... 00000 ....	85-3569568 ..	.....	.....	.....	Jomax Holdings, LLC .....	.. FL.....	..... NIA.....	WS Real Estate Holdings LLC .....	Ownership.....	.. 98.000 ....	Western & Southern Mutual Holding Co .	... NO.....	.....
. 0836 ...	Western-Southern Group .....	.... 00000 ....	83-1797000 ..	.....	.....	.....	Keller Hicks Inv. Holdings, LLC .....	.. TX.....	..... NIA.....	WS Real Estate Holdings LLC .....	Ownership.....	.. 98.000 ....	Western & Southern Mutual Holding Co .	... NO.....	.....
. 0836 ...	Western-Southern Group .....	.... 00000 ....	87-2435757 ..	.....	.....	.....	Kemah Holdings, LLC .....	.. TX.....	..... NIA.....	WS Real Estate Holdings LLC .....	Ownership.....	.. 100.000 ....	Western & Southern Mutual Holding Co .	... NO.....	.....
. 0836 ...	Western-Southern Group .....	.... 00000 ....	31-1705445 ..	.....	.....	.....	LaFrontera Holdings, LLC .....	.. TX.....	..... NIA.....	WS Real Estate Holdings LLC .....	Ownership.....	.. 74.250 ....	Western & Southern Mutual Holding Co .	... NO.....	.....
. 0836 ...	Western-Southern Group .....	.... 00000 ....	83-3004899 ..	.....	.....	.....	Lennox Zionsville Inv. Holdings,LLC .....	.. IN.....	..... NIA.....	WSLR Holdings LLC .....	Ownership.....	.. 98.000 ....	Western & Southern Mutual Holding Co .	... NO.....	.....
. 0836 ...	Western-Southern Group .....	.... 00000 ....	35-2123483 ..	.....	.....	.....	LLIA, Inc. ....	.. OH.....	..... NIA.....	The Lafayette Life Insurance Co .....	Ownership.....	.. 100.000 ....	Western & Southern Mutual Holding Co .	... NO.....	.....
. 0836 ...	Western-Southern Group .....	.... 00000 ....	82-3826695 ..	.....	.....	.....	Lorraine Senior Inv. Holdings, LLC .....	.. FL.....	..... NIA.....	WS Real Estate Holdings LLC .....	Ownership.....	.. 98.000 ....	Western & Southern Mutual Holding Co .	... NO.....	.....
. 0836 ...	Western-Southern Group .....	.... 00000 ....	47-2577517 ..	.....	.....	.....	Lytle Park Inn, LLC .....	.. OH.....	..... NIA.....	WS Real Estate Holdings LLC .....	Ownership.....	.. 98.000 ....	Western & Southern Mutual Holding Co .	... NO.....	.....
. 0836 ...	Western-Southern Group .....	.... 00000 ....	47-3966673 ..	.....	.....	.....	Main Hospitality Holdings .....	.. OH.....	..... NIA.....	WS Real Estate Holdings LLC .....	Ownership.....	.. 98.000 ....	Western & Southern Mutual Holding Co .	... NO.....	.....
. 0836 ...	Western-Southern Group .....	.... 00000 ....	83-4499681 ..	.....	.....	.....	Manchester Semmes OZ Fund II, LLC .....	.. AL.....	..... NIA.....	WS Real Estate Holdings LLC .....	Ownership.....	.. 100.000 ....	Western & Southern Mutual Holding Co .	... NO.....	.....
. 0836 ...	Western-Southern Group .....	.... 00000 ....	83-4582162 ..	.....	.....	.....	Manchester Semmes Oz Fund, LLC .....	.. VA.....	..... NIA.....	WSLR Holdings LLC .....	Ownership.....	.. 98.000 ....	Western & Southern Mutual Holding Co .	... NO.....	.....
. 0836 ...	Western-Southern Group .....	.... 00000 ....	87-1271007 ..	.....	.....	.....	Mauna Kea Taft-Hartley Partners (ERISA), L.P. ....	.. OH.....	..... NIA.....	FWPEI Mauna Kea GP, LLC .....	Ownership.....	.. 0.500 ....	Western & Southern Mutual Holding Co .	... NO.....	.....

STATEMENT AS OF MARCH 31, 2023 OF THE The Western and Southern Life Insurance Company

SCHEDULE Y  
PART 1A - DETAIL OF INSURANCE HOLDING COMPANY SYSTEM

1	2	3	4	5	6	7	8	9	10	11	12	13	14	15	16
Group Code	Group Name	NAIC Company Code	ID Number	Federal RSSD	CIK	Name of Securities Exchange if Publicly Traded (U.S. or International)	Names of Parent, Subsidiaries Or Affiliates	Domi-ciliary Location	Relation-ship to Reporting Entity	Directly Controlled by (Name of Entity/Person)	Type of Control (Ownership, Board, Management, Attorney-in-Fact, Influence, Other)	If Control is Ownership Provide Per-centage	Ultimate Controlling Entity(ies)/Person(s)	Is an SCA Filing Re-quired? (Yes/No)	*
. 0836 ...	Western-Southern Group .....	... 00000 ...	84-2984546 ..	.....	.....	.....	Nashville Hotel JV LLC .....	.. TN.....	.. NIA.....	WS Real Estate Holdings LLC .....	Ownership.....	..98.000 ...	Western & Southern Mutual Holding Co .	... NO.....	.....
. 0836 ...	Western-Southern Group .....	... 75264 ...	16-0958252 ..	.....	.....	.....	National Integrity Life Insurance Co .....	.. NY.....	...DS.....	Integrity Life Insurance Co .....	Ownership.....	..100.000 ...	Western & Southern Mutual Holding Co .	... NO.....	.....
. 0836 ...	Western-Southern Group .....	... 00000 ...	02-0593144 ..	.....	.....	.....	North Pittsburg Hotel LLC .....	.. PA.....	.. NIA.....	WSALD NPH LLC .....	Ownership.....	..37.000 ...	Western & Southern Mutual Holding Co .	... NO.....	.....
. 0836 ...	Western-Southern Group .....	... 00000 ...	45-2914674 ..	.....	.....	.....	NP Cranberry Hotel Holdings, LLC .....	.. PA.....	.. NIA.....	WS Real Estate Holdings LLC .....	Ownership.....	..98.000 ...	Western & Southern Mutual Holding Co .	... NO.....	.....
.....	.....	.....	.....	.....	.....	.....	The Western and Southern Life Insurance Co	.....	.....	.....	.....	.....	.....	.....	.....
. 0836 ...	Western-Southern Group .....	... 00000 ...	31-1338187 ..	.....	.....	.....	OTR Housing Associates LP .....	.. OH.....	.. NIA.....	.....	Ownership.....	..98.000 ...	Western & Southern Mutual Holding Co .	... NO.....	.....
. 0836 ...	Western-Southern Group .....	... 00000 ...	81-2515872 ..	.....	.....	.....	Patterson at First Investor Holdings, LLC ...	.. OH.....	.. NIA.....	Integrity Life Insurance Co .....	Ownership.....	..100.000 ...	Western & Southern Mutual Holding Co .	... NO.....	.....
. 0836 ...	Western-Southern Group .....	... 00000 ...	88-2122016 ..	.....	.....	.....	Piney Plains Holdings, LLC .....	.. NC.....	.. NIA.....	WS Real Estate Holdings LLC .....	Ownership.....	..47.000 ...	Western & Southern Mutual Holding Co .	... NO.....	.....
. 0836 ...	Western-Southern Group .....	... 00000 ...	81-1659568 ..	.....	.....	.....	Pleasanton Hotel Investor Holdings,LLC .....	.. CA.....	.. NIA.....	WS Real Estate Holdings LLC .....	Ownership.....	..98.000 ...	Western & Southern Mutual Holding Co .	... NO.....	.....
.....	.....	.....	.....	.....	.....	.....	The Western and Southern Life Insurance Co	.....	.....	.....	.....	.....	.....	.....	.....
. 0836 ...	Western-Southern Group .....	... 00000 ...	41-3147951 ..	.....	.....	.....	Pretium Residential Real Estate Fund II, LP	.. NY.....	.. NIA.....	.....	Ownership.....	..2.500 ...	Western & Southern Mutual Holding Co .	... NO.....	.....
. 0836 ...	Western-Southern Group .....	... 00000 ...	82-1507720 ..	.....	.....	.....	Price Willis Lodging Holdings, LLC .....	.. SC.....	.. NIA.....	WS Real Estate Holdings LLC .....	Ownership.....	..98.000 ...	Western & Southern Mutual Holding Co .	... NO.....	.....
.....	.....	.....	.....	.....	.....	.....	The Western and Southern Life Insurance Co	.....	.....	.....	.....	.....	.....	.....	.....
. 0836 ...	Western-Southern Group .....	... 00000 ...	34-1998937 ..	.....	.....	.....	Queen City Square LLC .....	.. OH.....	.. NIA.....	.....	Ownership.....	..99.750 ...	Western & Southern Mutual Holding Co .	... NO.....	.....
. 0836 ...	Western-Southern Group .....	... 00000 ...	84-3614873 ..	.....	.....	.....	Raleigh Hotel Holding Co., LLC .....	.. NC.....	.. NIA.....	WS Real Estate Holdings LLC .....	Ownership.....	..98.000 ...	Western & Southern Mutual Holding Co .	... NO.....	.....
. 0836 ...	Western-Southern Group .....	... 00000 ...	84-3851930 ..	.....	.....	.....	Rancho Presidio Land Partners,LLC .....	.. CA.....	.. NIA.....	WS Real Estate Holdings LLC .....	Ownership.....	..98.000 ...	Western & Southern Mutual Holding Co .	... NO.....	.....
.....	.....	.....	.....	.....	.....	.....	The Western and Southern Life Insurance Co	.....	.....	.....	.....	.....	.....	.....	.....
. 0836 ...	Western-Southern Group .....	... 00000 ...	27-4266774 ..	.....	.....	.....	Randolph Tower Affordable Inv Fund LLC .....	.. IL.....	.. NIA.....	.....	Ownership.....	..99.990 ...	Western & Southern Mutual Holding Co .	... NO.....	.....
.....	.....	.....	.....	.....	.....	.....	The Western and Southern Life Insurance Co	.....	.....	.....	.....	.....	.....	.....	.....
. 0836 ...	Western-Southern Group .....	... 00000 ...	88-2173335 ..	.....	.....	.....	RealTerm Logistics Fund IV, LP .....	.. MD.....	.. NIA.....	.....	Ownership.....	..2.900 ...	Western & Southern Mutual Holding Co .	... NO.....	.....
. 0836 ...	Western-Southern Group .....	... 00000 ...	82-2188516 ..	.....	.....	.....	Revel Investor Holdings, LLC .....	.. CO.....	.. NIA.....	WS Real Estate Holdings LLC .....	Ownership.....	..98.000 ...	Western & Southern Mutual Holding Co .	... NO.....	.....
. 0836 ...	Western-Southern Group .....	... 00000 ...	83-0812652 ..	.....	.....	.....	River Hollow Investor Holdings, LLC .....	.. TX.....	.. NIA.....	WS Real Estate Holdings LLC .....	Ownership.....	..98.000 ...	Western & Southern Mutual Holding Co .	... NO.....	.....
. 0836 ...	Western-Southern Group .....	... 00000 ...	27-3564950 ..	.....	.....	.....	Seventh & Culvert Garage LLC .....	.. OH.....	.. NIA.....	WS Real Estate Holdings LLC .....	Ownership.....	..100.000 ...	Western & Southern Mutual Holding Co .	... NO.....	.....
. 0836 ...	Western-Southern Group .....	... 00000 ...	83-2295656 ..	.....	.....	.....	Sixth and Saratoga NW, LLC .....	.. KY.....	.. NIA.....	WS Real Estate Holdings LLC .....	Ownership.....	..100.000 ...	Western & Southern Mutual Holding Co .	... NO.....	.....
. 0836 ...	Western-Southern Group .....	... 00000 ...	81-3538359 ..	.....	.....	.....	Stout Metro Housing Holdings LLC .....	.. IN.....	.. NIA.....	WS Real Estate Holdings LLC .....	Ownership.....	..98.000 ...	Western & Southern Mutual Holding Co .	... NO.....	.....
. 0836 ...	Western-Southern Group .....	... 00000 ...	26-2348581 ..	.....	.....	.....	Summerbrooke Holdings LLC .....	.. TX.....	.. NIA.....	WS Real Estate Holdings LLC .....	Ownership.....	..98.000 ...	Western & Southern Mutual Holding Co .	... NO.....	.....
.....	.....	.....	.....	.....	.....	.....	The Western and Southern Life Insurance Co	.....	.....	.....	.....	.....	.....	.....	.....
. 0836 ...	Western-Southern Group .....	... 00000 ...	26-4291356 ..	.....	.....	.....	Sundance Lafrontera Holdings LLC .....	.. TX.....	.. NIA.....	.....	Ownership.....	..62.720 ...	Western & Southern Mutual Holding Co .	... NO.....	.....
. 0836 ...	Western-Southern Group .....	... 00000 ...	88-2045113 ..	.....	.....	.....	TA Dakota Land Partners, LLC .....	.. WA.....	.. NIA.....	WS Real Estate Holdings LLC .....	Ownership.....	..62.000 ...	Western & Southern Mutual Holding Co .	... NO.....	.....
. 0836 ...	Western-Southern Group .....	... 00000 ...	92-1386297 ..	.....	.....	.....	TA Four Lakes Land Partners, LLC .....	.. FL.....	.. NIA.....	WS Real Estate Holdings LLC .....	Ownership.....	..67.000 ...	Western & Southern Mutual Holding Co .	... NO.....	.....
. 0836 ...	Western-Southern Group .....	... 00000 ...	88-4406810 ..	.....	.....	.....	TA Loretto Land Partners, LLC .....	.. CO.....	.. NIA.....	WS Real Estate Holdings LLC .....	Ownership.....	..67.000 ...	Western & Southern Mutual Holding Co .	... NO.....	.....
. 0836 ...	Western-Southern Group .....	... 00000 ...	88-2894738 ..	.....	.....	.....	TA Sawmill Land Partners, LLC .....	.. OH.....	.. NIA.....	WS Real Estate Holdings LLC .....	Ownership.....	..62.000 ...	Western & Southern Mutual Holding Co .	... NO.....	.....
. 0836 ...	Western-Southern Group .....	... 00000 ...	83-2672383 ..	.....	.....	.....	Tamiami Senior Inv. Holdings,LLC .....	.. FL.....	.. NIA.....	WSLR Holdings LLC .....	Ownership.....	..98.000 ...	Western & Southern Mutual Holding Co .	... NO.....	.....
.....	.....	.....	.....	.....	.....	.....	The Western and Southern Life Insurance Co	.....	.....	.....	.....	.....	.....	.....	.....
. 0836 ...	Western-Southern Group .....	... 00000 ...	88-3631372 ..	.....	.....	.....	The Cincinnati Equity Fund III, LLC .....	.. OH.....	.. NIA.....	.....	Ownership.....	..9.580 ...	Western & Southern Mutual Holding Co .	... NO.....	.....
. 0836 ...	Western-Southern Group .....	... 65242 ...	35-0457540 ..	.....	.....	.....	The Lafayette Life Insurance Co .....	.. OH.....	.. IA.....	Western & Southern Financial Group, Inc. .	Ownership.....	..100.000 ...	Western & Southern Mutual Holding Co .	... NO.....	.....
. 0836 ...	Western-Southern Group .....	... 70483 ...	31-0487145 ..	.....	.....	.....	The Western and Southern Life Insurance Co ..	.. OH.....	.. RE.....	Western & Southern Financial Group, Inc. .	Ownership.....	..100.000 ...	Western & Southern Mutual Holding Co .	... NO.....	.....
. 0836 ...	Western-Southern Group .....	... 00000 ...	83-2399724 ..	.....	.....	.....	Three Choopt AA Inv. Holdings, LLC .....	.. VA.....	.. NIA.....	WS Real Estate Holdings LLC .....	Ownership.....	..98.000 ...	Western & Southern Mutual Holding Co .	... NO.....	.....
. 0836 ...	Western-Southern Group .....	... 00000 ...	83-3418626 ..	.....	.....	.....	Timacuan Apt. Holdings,LLC .....	.. FL.....	.. NIA.....	WSLR Holdings LLC .....	Ownership.....	..98.000 ...	Western & Southern Mutual Holding Co .	... NO.....	.....
. 0836 ...	Western-Southern Group .....	... 00000 ...	31-1394672 ..	.....	.....	.....	Touchstone Advisors, Inc. ....	.. OH.....	...DS.....	IFS Financial Services, Inc. ....	Ownership.....	..100.000 ...	Western & Southern Mutual Holding Co .	... NO.....	.....
. 0836 ...	Western-Southern Group .....	... 00000 ...	47-6046379 ..	.....	.....	.....	Touchstone Securities, Inc. ....	.. NE.....	...DS.....	IFS Financial Services, Inc. ....	Ownership.....	..100.000 ...	Western & Southern Mutual Holding Co .	... NO.....	.....
. 0836 ...	Western-Southern Group .....	... 00000 ...	88-3090843 ..	.....	.....	.....	Town Madison Holdings, LLC .....	.. AL.....	.. NIA.....	WS Real Estate Holdings LLC .....	Ownership.....	..47.000 ...	Western & Southern Mutual Holding Co .	... NO.....	.....
.....	.....	.....	.....	.....	.....	.....	The Western and Southern Life Insurance Co	.....	.....	.....	.....	.....	.....	.....	.....
. 0836 ...	Western-Southern Group .....	... 00000 ...	20-5542652 ..	.....	.....	.....	Tri-State Fund II Growth LP .....	.. OH.....	.. NIA.....	.....	Ownership.....	..29.840 ...	Western & Southern Mutual Holding Co .	... NO.....	.....
. 0836 ...	Western-Southern Group .....	... 00000 ...	20-5542652 ..	.....	.....	.....	Tri-State Fund II Growth LP .....	.. OH.....	.. NIA.....	Tri-State Ventures II, LLC .....	Ownership.....	..0.500 ...	Western & Southern Mutual Holding Co .	... NO.....	.....
.....	.....	.....	.....	.....	.....	.....	The Western and Southern Life Insurance Co	.....	.....	.....	.....	.....	.....	.....	.....
. 0836 ...	Western-Southern Group .....	... 00000 ...	31-1788429 ..	.....	.....	.....	Tri-State Growth Captial Fund LP .....	.. OH.....	.. NIA.....	.....	Ownership.....	..12.500 ...	Western & Southern Mutual Holding Co .	... NO.....	.....
. 0836 ...	Western-Southern Group .....	... 00000 ...	31-1788429 ..	.....	.....	.....	Tri-State Growth Captial Fund LP .....	.. OH.....	.. NIA.....	Tri-State Ventures, LLC .....	Ownership.....	..0.630 ...	Western & Southern Mutual Holding Co .	... NO.....	.....
. 0836 ...	Western-Southern Group .....	... 00000 ...	20-5542563 ..	.....	.....	.....	Tri-State Ventures II, LLC .....	.. OH.....	.. NIA.....	Fort Washington Investment Advisors, Inc.	Ownership.....	..100.000 ...	Western & Southern Mutual Holding Co .	... NO.....	.....
. 0836 ...	Western-Southern Group .....	... 00000 ...	31-1788428 ..	.....	.....	.....	Tri-State Ventures, LLC .....	.. OH.....	.. NIA.....	Fort Washington Investment Advisors, Inc.	Ownership.....	..100.000 ...	Western & Southern Mutual Holding Co .	... NO.....	.....

STATEMENT AS OF MARCH 31, 2023 OF THE The Western and Southern Life Insurance Company

SCHEDULE Y  
PART 1A - DETAIL OF INSURANCE HOLDING COMPANY SYSTEM

1	2	3	4	5	6	7	8	9	10	11	12 Type of Control (Ownership, Board, Management, Attorney-in-Fact, Influence, Other)	13 If Control is Owner- ship Provide Percen- tage	14  Ultimate Controlling Entity(ies)/Person(s)	15  Is an SCA Filing Re- quired? (Yes/No)	16  *
Group Code	Group Name	NAIC Company Code	ID Number	Federal RSSD	CIK	Name of Securities Exchange if Publicly Traded (U.S. or International)	Names of Parent, Subsidiaries Or Affiliates	Domi- ciliary Loca- tion	Relation- ship to Reporting Entity	Directly Controlled by (Name of Entity/Person)					
. 0836 ...	Western-Southern Group .....	..... 00000 ....	92-1339411 ..	.....	.....	.....	TruAmerica Workforce Housing Fund II--A, LP ..	.. FL.....	..... NIA.....	Western-Southern Life Assurance Co ..... The Western and Southern Life Insurance Co	Ownership.....	.. 6.300 ....	Western & Southern Mutual Holding Co .	.... NO.....	.....
. 0836 ...	Western-Southern Group .....	..... 00000 ....	84-3894041 ..	.....	.....	.....	TruAmerica Workforce Housing Fund LP .....	.. FL.....	..... NIA.....	.....	Ownership.....	..11.000 ....	Western & Southern Mutual Holding Co .	.... NO.....	.....
. 0836 ...	Western-Southern Group .....	..... 00000 ....	84-2230033 ..	.....	.....	.....	TXFL NNN Office Inv. Holdings,LLC .....	.. OH.....	..... NIA.....	Integrity Life Insurance Co .....	Ownership.....	..14.810 ....	Western & Southern Mutual Holding Co .	.... NO.....	.....
. 0836 ...	Western-Southern Group .....	..... 00000 ....	84-2230033 ..	.....	.....	.....	TXFL NNN Office Inv. Holdings,LLC .....	.. OH.....	..... NIA.....	National Integrity Life Insurance Co .....	Ownership.....	..14.810 ....	Western & Southern Mutual Holding Co .	.... NO.....	.....
. 0836 ...	Western-Southern Group .....	..... 00000 ....	84-2230033 ..	.....	.....	.....	TXFL NNN Office Inv. Holdings,LLC .....	.. OH.....	..... NIA.....	The Lafayette Life Insurance Co .....	Ownership.....	..29.630 ....	Western & Southern Mutual Holding Co .	.... NO.....	.....
. 0836 ...	Western-Southern Group .....	..... 00000 ....	84-2230033 ..	.....	.....	.....	TXFL NNN Office Inv. Holdings,LLC .....	.. OH.....	..... NIA.....	Western-Southern Life Assurance Co .....	Ownership.....	..40.740 ....	Western & Southern Mutual Holding Co .	.... NO.....	.....
. 0836 ...	Western-Southern Group .....	..... 00000 ....	36-4107014 ..	.....	.....	.....	Vinings Trace .....	.. OH.....	..... NIA.....	WS Real Estate Holdings LLC .....	Ownership.....	..99.000 ....	Western & Southern Mutual Holding Co .	.... NO.....	.....
. 0836 ...	Western-Southern Group .....	..... 00000 ....	82-1665321 ..	.....	.....	.....	W Apt. Investor Holdings, LLC .....	.. NC.....	..... NIA.....	WS Real Estate Holdings LLC .....	Ownership.....	..98.000 ....	Western & Southern Mutual Holding Co .	.... NO.....	.....
. 0836 ...	Western-Southern Group .....	..... 00000 ....	31-0846576 ..	.....	.....	.....	W&S Brokerage Services, Inc. ....	.. OH.....	..... DS.....	Western-Southern Life Assurance Co .....	Ownership.....	..100.000 ....	Western & Southern Mutual Holding Co .	.... YES.....	.....
. 0836 ...	Western-Southern Group .....	..... 00000 ....	31-1334221 ..	.....	.....	.....	W&S Financial Group Distributors, Inc. ....	.. OH.....	..... DS.....	Western-Southern Life Assurance Co .....	Ownership.....	..100.000 ....	Western & Southern Mutual Holding Co .	.... NO.....	.....
. 0836 ...	Western-Southern Group .....	..... 00000 ....	83-1744878 ..	.....	.....	.....	Warm Springs Apt. Holdings, LLC .....	.. NV.....	..... NIA.....	WSLR Holdings LLC .....	Ownership.....	..100.000 ....	Western & Southern Mutual Holding Co .	.... NO.....	.....
. 0836 ...	Western-Southern Group .....	..... 00000 ....	31-1413821 ..	.....	.....	.....	Western & Southern Agency, Inc. ....	.. OH.....	..... DS.....	.....	Ownership.....	..100.000 ....	Western & Southern Mutual Holding Co .	.... NO.....	.....
. 0836 ...	Western-Southern Group .....	..... 00000 ....	31-1732404 ..	.....	.....	.....	Western & Southern Financial Group, Inc. ....	.. OH.....	..... UDP.....	Western & Southern Mutual Holding Co .....	Ownership.....	..100.000 ....	Western & Southern Mutual Holding Co .	.... NO.....	.....
. 0836 ...	Western-Southern Group .....	..... 00000 ....	06-1804434 ..	.....	.....	.....	Western & Southern Investment Holdings LLC ..	.. OH.....	..... DS.....	.....	Ownership.....	..100.000 ....	Western & Southern Mutual Holding Co .	.... NO.....	.....
. 0836 ...	Western-Southern Group .....	..... 00000 ....	31-1732405 ..	.....	.....	.....	Western & Southern Mutual Holding Co .....	.. OH.....	..... UIP.....	Western & Southern Mutual Holding Co .....	Ownership.....	..100.000 ....	Western & Southern Mutual Holding Co .	.... NO.....	.....
. 0836 ...	Western-Southern Group .....	..... 92622 ....	31-1000236 ..	.....	.....	.....	Western-Southern Life Assurance Co .....	.. OH.....	..... DS.....	.....	Ownership.....	..100.000 ....	Western & Southern Mutual Holding Co .	.... NO.....	.....
. 0836 ...	Western-Southern Group .....	..... 00000 ....	20-2820067 ..	.....	.....	.....	WS CEH LLC .....	.. OH.....	..... NIA.....	WS Real Estate Holdings LLC .....	Ownership.....	..50.000 ....	Western & Southern Mutual Holding Co .	.... NO.....	.....
. 0836 ...	Western-Southern Group .....	..... 00000 ....	06-1804432 ..	.....	.....	.....	WS Real Estate Holdings LLC .....	.. OH.....	..... DS.....	.....	Ownership.....	..100.000 ....	Western & Southern Mutual Holding Co .	.... NO.....	.....
. 0836 ...	Western-Southern Group .....	..... 00000 ....	33-1058916 ..	.....	.....	.....	WSALD NPH LLC .....	.. PA.....	..... NIA.....	WS Real Estate Holdings LLC .....	Ownership.....	..50.000 ....	Western & Southern Mutual Holding Co .	.... NO.....	.....
. 0836 ...	Western-Southern Group .....	..... 00000 ....	20-0360272 ..	.....	.....	.....	WSL Partners LP .....	.. OH.....	..... NIA.....	Fort Washington Capital Partners, LLC .....	Ownership.....	.. 0.500 ....	Western & Southern Mutual Holding Co .	.... NO.....	.....
. 0836 ...	Western-Southern Group .....	..... 00000 ....	20-0360272 ..	.....	.....	.....	WSL Partners LP .....	.. OH.....	..... NIA.....	.....	Ownership.....	..95.500 ....	Western & Southern Mutual Holding Co .	.... NO.....	.....

Asterisk	Explanation

STATEMENT AS OF MARCH 31, 2023 OF THE The Western and Southern Life Insurance Company

SUPPLEMENTAL EXHIBITS AND SCHEDULES INTERROGATORIES

The following supplemental reports are required to be filed as part of your statement filing. However, in the event that your company does not transact the type of business for which the special report must be filed, your response of NO to the specific interrogatory will be accepted in lieu of filing a "NONE" report and a bar code will be printed below. If the supplement is required of your company but is not being filed for whatever reason enter SEE EXPLANATION and provide an explanation following the interrogatory questions.

	Response
1. Will the Trusteed Surplus Statement be filed with the state of domicile and the NAIC with this statement? .....	NO
2. Will the Medicare Part D Coverage Supplement be filed with the state of domicile and the NAIC with this statement? .....	NO
3. Will the Reasonableness of Assumptions Certification required by Actuarial Guideline XXXV be filed with the state of domicile and electronically with the NAIC? .....	NO
4. Will the Reasonableness and Consistency of Assumptions Certification required by Actuarial Guideline XXXV be filed with the state of domicile and electronically with the NAIC? .....	NO
5. Will the Reasonableness of Assumptions Certification for Implied Guaranteed Rate Method required by Actuarial Guideline XXXVI be filed with the state of domicile and electronically with the NAIC? .....	NO
6. Will the Reasonableness and Consistency of Assumptions Certification required by Actuarial Guideline XXXVI (Updated Average Market Value) be filed with the state of domicile and electronically with the NAIC? .....	NO
7. Will the Reasonableness and Consistency of Assumptions Certification required by Actuarial Guideline XXXVI (Updated Market Value) be filed with the state of domicile and electronically with the NAIC? .....	NO
8. Will the Life PBR Statement of Exemption be filed with the state of domicile by July 1st and electronically with the NAIC with the second quarterly filing per the Valuation Manual (by August 15)? (2nd Quarter Only) The response for 1st and 3rd quarters should be N/A. A NO response resulting with a bar code is only appropriate in the 2nd quarter. In the case of an ongoing statement of exemption, enter "SEE EXPLANATION" and provide as an explanation that the company is utilizing an ongoing statement of exemption. ....	N/A

AUGUST FILING


9. Will the regulator-only (non-public) Communication of Internal Control Related Matters Noted in Audit be filed with the state of domicile and electronically with the NAIC (as a regulator-only non-public document) by August 1? The response for 1st and 3rd quarters should be N/A. A NO response resulting with a bar code is only appropriate in the 2nd quarter. ....	N/A
--	-----

Explanation:

1.
2.
3.
4.
5.
6.
7.

Bar Code:

1. Trusteed Surplus Statement [Document Identifier 490]
2. Medicare Part D Coverage Supplement [Document Identifier 365]
3. Reasonableness of Assumptions Certification required by Actuarial Guideline XXXV [Document Identifier 445]
4. Reasonableness and Consistency of Assumptions Certification required by Actuarial Guideline XXXV [Document Identifier 446]
5. Reasonableness of Assumptions Certification for Implied Guaranteed Rate Method required by Actuarial Guideline XXXVI [Document Identifier 447]
6. Reasonableness and Consistency of Assumptions Certification required by Actuarial Guideline XXXVI [Document Identifier 448]
7. Reasonableness and Consistency of Assumptions Certification required by Actuarial Guideline XXXVI (Updated Market Value) [Document Identifier 449]



STATEMENT AS OF MARCH 31, 2023 OF THE The Western and Southern Life Insurance Company

OVERFLOW PAGE FOR WRITE-INS

Additional Write-ins for Summary of Operations Line 27

		1	2	3
		Current Year To Date	Prior Year To Date	Prior Year Ended December 31
2704.	Trademark License Amortization .....	849,999	849,999	3,399,996
2705.	Securities lending interest expense .....	704,769	35,204	1,319,350
2706.	Reserve adjustment on reinsurance assumed – Lafayette .....	(51,935)	89,008	48,173
2797.	Summary of remaining write-ins for Line 27 from overflow page	1,502,833	974,211	4,767,519

SCHEDULE A - VERIFICATION

Real Estate

	1	2
	Year to Date	Prior Year Ended December 31
1. Book/adjusted carrying value, December 31 of prior year .....	25,538,021	22,458,696
2. Cost of acquired:		
2.1 Actual cost at time of acquisition .....		
2.2 Additional investment made after acquisition .....	598,894	5,347,586
3. Current year change in encumbrances .....		0
4. Total gain (loss) on disposals .....		
5. Deduct amounts received on disposals .....		
6. Total foreign exchange change in book/adjusted carrying value .....		0
7. Deduct current year's other than temporary impairment recognized .....		0
8. Deduct current year's depreciation .....	730,741	2,268,261
9. Book/adjusted carrying value at the end of current period (Lines 1+2+3+4-5+6-7-8) .....	25,406,174	25,538,021
10. Deduct total nonadmitted amounts .....		0
11. Statement value at end of current period (Line 9 minus Line 10)	25,406,174	25,538,021

SCHEDULE B - VERIFICATION

Mortgage Loans

	1	2
	Year to Date	Prior Year Ended December 31
1. Book value/recorded investment excluding accrued interest, December 31 of prior year .....	55,840,688	56,947,387
2. Cost of acquired:		
2.1 Actual cost at time of acquisition .....		0
2.2 Additional investment made after acquisition .....		0
3. Capitalized deferred interest and other .....		0
4. Accrual of discount .....		0
5. Unrealized valuation increase (decrease) .....		0
6. Total gain (loss) on disposals .....		0
7. Deduct amounts received on disposals .....	283,790	1,106,699
8. Deduct amortization of premium and mortgage interest points and commitment fees .....		0
9. Total foreign exchange change in book value/recorded investment excluding accrued interest .....		0
10. Deduct current year's other than temporary impairment recognized .....		0
11. Book value/recorded investment excluding accrued interest at end of current period (Lines 1+2+3+4+5+6-7-8+9-10) .....	55,556,898	55,840,688
12. Total valuation allowance .....		
13. Subtotal (Line 11 plus Line 12) .....	55,556,898	55,840,688
14. Deduct total nonadmitted amounts .....		0
15. Statement value at end of current period (Line 13 minus Line 14)	55,556,898	55,840,688

SCHEDULE BA - VERIFICATION

Other Long-Term Invested Assets

	1	2
	Year to Date	Prior Year Ended December 31
1. Book/adjusted carrying value, December 31 of prior year .....	2,736,187,660	2,415,564,786
2. Cost of acquired:		
2.1 Actual cost at time of acquisition .....	65,831,789	188,029,529
2.2 Additional investment made after acquisition .....	71,814,890	375,956,462
3. Capitalized deferred interest and other .....	0	0
4. Accrual of discount .....	25	4,568
5. Unrealized valuation increase (decrease) .....	(58,572,057)	60,288,891
6. Total gain (loss) on disposals .....	0	0
7. Deduct amounts received on disposals .....	80,717,528	286,504,758
8. Deduct amortization of premium and depreciation .....	16,134	45,818
9. Total foreign exchange change in book/adjusted carrying value .....	0	0
10. Deduct current year's other than temporary impairment recognized .....	0	17,106,000
11. Book/adjusted carrying value at end of current period (Lines 1+2+3+4+5+6-7-8+9-10) .....	2,734,528,645	2,736,187,660
12. Deduct total nonadmitted amounts .....	271,157,710	265,186,388
13. Statement value at end of current period (Line 11 minus Line 12)	2,463,370,935	2,471,001,272

SCHEDULE D - VERIFICATION

Bonds and Stocks

	1	2
	Year to Date	Prior Year Ended December 31
1. Book/adjusted carrying value of bonds and stocks, December 31 of prior year .....	8,284,310,712	8,498,124,201
2. Cost of bonds and stocks acquired .....	93,112,065	1,279,102,430
3. Accrual of discount .....	256,904	1,263,648
4. Unrealized valuation increase (decrease) .....	(208,972,485)	(553,333,358)
5. Total gain (loss) on disposals .....	58,660,028	49,894,171
6. Deduct consideration for bonds and stocks disposed of .....	205,315,833	958,846,008
7. Deduct amortization of premium .....	1,430,406	9,833,509
8. Total foreign exchange change in book/adjusted carrying value .....	284,199	208,464
9. Deduct current year's other than temporary impairment recognized .....	0	22,250,050
10. Total investment income recognized as a result of prepayment penalties and/or acceleration fees .....	0	(19,278)
11. Book/adjusted carrying value at end of current period (Lines 1+2+3+4+5-6-7+8-9+10) .....	8,020,905,184	8,284,310,712
12. Deduct total nonadmitted amounts .....	20,112,094	19,941,073
13. Statement value at end of current period (Line 11 minus Line 12)	8,000,793,090	8,264,369,639

STATEMENT AS OF MARCH 31, 2023 OF THE The Western and Southern Life Insurance Company

SCHEDULE D - PART 1B

Showing the Acquisitions, Dispositions and Non-Trading Activity  
During the Current Quarter for all Bonds and Preferred Stock by NAIC Designation

NAIC Designation	1 Book/Adjusted Carrying Value Beginning of Current Quarter	2 Acquisitions During Current Quarter	3 Dispositions During Current Quarter	4 Non-Trading Activity During Current Quarter	5 Book/Adjusted Carrying Value End of First Quarter	6 Book/Adjusted Carrying Value End of Second Quarter	7 Book/Adjusted Carrying Value End of Third Quarter	8 Book/Adjusted Carrying Value December 31 Prior Year
BONDS								
1. NAIC 1 (a) .....	1,519,131,803	31,317,482	34,999,712	(458,423)	1,514,991,150			1,519,131,803
2. NAIC 2 (a) .....	1,178,375,481	416,357,082	456,554,499	(648,969)	1,137,529,095			1,178,375,481
3. NAIC 3 (a) .....	76,559,411	0	8,641	(82,720)	76,468,050			76,559,411
4. NAIC 4 (a) .....	13,133,979	0	10,624	16,611	13,139,966			13,133,979
5. NAIC 5 (a) .....	1,000,000	0	0	0	1,000,000			1,000,000
6. NAIC 6 (a) .....	4	0	0	0	4			4
7. Total Bonds	2,788,200,678	447,674,564	491,573,476	(1,173,501)	2,743,128,265	0	0	2,788,200,678
PREFERRED STOCK								
8. NAIC 1 .....	1,882,933	0	0	183,679	2,066,612			1,882,933
9. NAIC 2 .....	25,034,076	0	0	(5,172,659)	19,861,417			25,034,076
10. NAIC 3 .....	0	0	0	0	0			
11. NAIC 4 .....	0	0	0	0	0			
12. NAIC 5 .....	0	0	0	2,172,972	2,172,972			
13. NAIC 6 .....	15,597,155	999,998	0	(12,500)	16,584,653			15,597,155
14. Total Preferred Stock .....	42,514,164	999,998	0	(2,828,508)	40,685,654	0	0	42,514,164
15. Total Bonds and Preferred Stock	2,830,714,842	448,674,562	491,573,476	(4,002,009)	2,783,813,919	0	0	2,830,714,842

(a) Book/Adjusted Carrying Value column for the end of the current reporting period includes the following amount of short-term and cash equivalent bonds by NAIC designation:  
NAIC 1 \$ .....2,000,000 ; NAIC 2 \$ ..... ; NAIC 3 \$ ..... NAIC 4 \$ ..... ; NAIC 5 \$ ..... ; NAIC 6 \$ .....



SCHEDULE DA - PART 1

Short-Term Investments

	1	2	3	4	5
	Book/Adjusted Carrying Value	Par Value	Actual Cost	Interest Collected Year-to-Date	Paid for Accrued Interest Year-to-Date
7709999999 Totals	2,000,000	xxx	2,000,000	25,322	

SCHEDULE DA - VERIFICATION

Short-Term Investments

	1	2
	Year To Date	Prior Year Ended December 31
1. Book/adjusted carrying value, December 31 of prior year .....	3,500,000	130,123,027
2. Cost of short-term investments acquired .....	0	10,293,704
3. Accrual of discount .....	0	0
4. Unrealized valuation increase (decrease) .....	0	0
5. Total gain (loss) on disposals .....	0	652
6. Deduct consideration received on disposals .....	1,500,000	136,917,383
7. Deduct amortization of premium .....	0	0
8. Total foreign exchange change in book/adjusted carrying value .....	0	0
9. Deduct current year's other than temporary impairment recognized .....	0	0
10. Book/adjusted carrying value at end of current period (Lines 1+2+3+4+5-6-7+8-9) .....	2,000,000	3,500,000
11. Deduct total nonadmitted amounts .....	0	0
12. Statement value at end of current period (Line 10 minus Line 11)	2,000,000	3,500,000

SCHEDULE DB - PART A - VERIFICATION

Options, Caps, Floors, Collars, Swaps and Forwards

1.	Book/Adjusted Carrying Value, December 31, prior year (Line 10, prior year)	195,698
2.	Cost Paid/(Consideration Received) on additions	50,369
3.	Unrealized Valuation increase/(decrease)	(145,330)
4.	SSAP No. 108 adjustments	
5.	Total gain (loss) on termination recognized	170,417
6.	Considerations received/(paid) on terminations	271,154
7.	Amortization	
8.	Adjustment to the Book/Adjusted Carrying Value of hedged item	
9.	Total foreign exchange change in Book/Adjusted Carrying Value	
10.	Book/Adjusted Carrying Value at End of Current Period (Lines 1+2+3+4+5-6+7+8+9)	0
11.	Deduct nonadmitted assets	
12.	Statement value at end of current period (Line 10 minus Line 11)	0

SCHEDULE DB - PART B - VERIFICATION

Futures Contracts

1.	Book/Adjusted carrying value, December 31 of prior year (Line 6, prior year)	
2.	Cumulative cash change (Section 1, Broker Name/Net Cash Deposits Footnote - Cumulative Cash Change column)	
3.1	Add:	
	Change in variation margin on open contracts - Highly Effective Hedges	
3.11	Section 1, Column 15, current year to date minus	
3.12	Section 1, Column 15, prior year	
	Change in variation margin on open contracts - All Other	
3.13	Section 1, Column 18, current year to date minus	
3.14	Section 1, Column 18, prior year	
3.2	Add:	
	Change in adjustment to basis of hedged item	
3.21	Section 1, Column 17, current year to date minus	
3.22	Section 1, Column 17, prior year	
	Change in amount recognized	
3.23	Section 1, Column 19, current year to date minus	
3.24	Section 1, Column 19, prior year plus	
3.25	SSAP No. 108 adjustments	
3.3	Subtotal (Line 3.1 minus Line 3.2)	
4.1	Cumulative variation margin on terminated contracts during the year	
4.2	Less:	
	4.21 Amount used to adjust basis of hedged item	
	4.22 Amount recognized	
	4.23 SSAP No. 108 adjustments	
4.3	Subtotal (Line 4.1 minus Line 4.2)	
5.	Dispositions gains (losses) on contracts terminated in prior year:	
	5.1 Total gain (loss) recognized for terminations in prior year	
	5.2 Total gain (loss) adjusted into the hedged item(s) for terminations in prior year	
6.	Book/Adjusted carrying value at end of current period (Lines 1+2+3.3-4.3-5.1-5.2)	
7.	Deduct total nonadmitted amounts	
8.	Statement value at end of current period (Line 6 minus Line 7)	

NONE

Schedule DB - Part C - Section 1 - Replication (Synthetic Asset) Transactions (RSATs) Open  
**N O N E**

Schedule DB-Part C-Section 2-Reconciliation of Replication (Synthetic Asset) Transactions Open  
**N O N E**

Schedule DB - Verification - Book/Adjusted Carrying Value, Fair Value and Potential Exposure of  
Derivatives  
**N O N E**

SCHEDULE E - PART 2 - VERIFICATION

(Cash Equivalents)

	1	2
	Year To Date	Prior Year Ended December 31
1. Book/adjusted carrying value, December 31 of prior year .....	48,243,819	248,607,957
2. Cost of cash equivalents acquired .....	949,165,305	9,403,402,151
3. Accrual of discount .....	0	0
4. Unrealized valuation increase (decrease) .....	0	0
5. Total gain (loss) on disposals .....	0	7,812
6. Deduct consideration received on disposals .....	925,037,061	9,603,774,101
7. Deduct amortization of premium .....	0	0
8. Total foreign exchange change in book/adjusted carrying value .....	0	0
9. Deduct current year's other than temporary impairment recognized .....	0	0
10. Book/adjusted carrying value at end of current period (Lines 1+2+3+4+5-6-7+8-9) .....	72,372,063	48,243,819
11. Deduct total nonadmitted amounts .....	0	0
12. Statement value at end of current period (Line 10 minus Line 11)	72,372,063	48,243,819

STATEMENT AS OF MARCH 31, 2023 OF THE The Western and Southern Life Insurance Company

## SCHEDULE A - PART 2

Showing All Real Estate ACQUIRED AND ADDITIONS MADE During the Current Quarter

1 Description of Property	Location		4 Date Acquired	5 Name of Vendor	6 Actual Cost at Time of Acquisition	7 Amount of Encumbrances	8 Book/Adjusted Carrying Value Less Encumbrances	9 Additional Investment Made After Acquisition
	2 City	3 State						
400 Broadway Complex-CO Owned-Occupied .....	Cincinnati .....	OH.....	01/01/1901 .....	Various .....			16,626,205 .....	255,048 .....
Broadway Garage-Co Owned-Occupied .....	Cincinnati .....	OH.....	01/01/1950 .....	Various .....			474,630 .....	3,234 .....
Guilford Building-CO Owned-Occupied .....	Cincinnati .....	OH.....	11/03/1992 .....	Various .....			4,159,528 .....	340,612 .....
<b>0199999. Acquired by Purchase</b>					0	0	21,260,363	598,894
<b>0399999 - Totals</b>					0	0	21,260,363	598,894

## SCHEDULE A - PART 3

Showing All Real Estate DISPOSED During the Quarter, Including Payments During the Final Year on "Sales Under Contract"

[illegible]

## EO2

# NONE

[illegible]

1  Loan Number	Location		4  Loan Type	5  Date Acquired	6  Disposal Date	7  Book Value/ Recorded Investment Excluding Accrued Interest Prior Year	Change in Book Value/Recorded Investment						14  Book Value/ Recorded Investment Excluding Accrued Interest on Disposal	15  Consid-eration	16  Foreign Exchange Gain (Loss) on Disposal	17  Realized Gain (Loss) on Disposal	18  Total Gain (Loss) on Disposal
	2  City	3  State					8  Unrealized Valuation Increase (Decrease)	9  Current Year's /Accretion	10  Current Year's Other-Than-Temporary Impairment Recognized	11  Capitalized Deferred Interest and Other	12  Total Change in Book Value (8+9-10+11)	13  Total Foreign Exchange Change in Book Value					
44682 .....	CINCINNATI .....	OH.....		12/01/2011 .....		19,907.....	0.....	0.....	0.....	0.....	0.....	0.....	.329.....	.329.....			0.....
44692 .....	CINCINNATI .....	OH.....		12/01/2011 .....		44,480.....	0.....	0.....	0.....	0.....	0.....	0.....	321.....	321.....			0.....
44696 .....	NORTH CHARLESTON .....	SC.....		10/28/2016 .....		10,890,371 .....	0.....	0.....	0.....	0.....	0.....	0.....	97,845.....	97,845.....			0.....
44697 .....	NORTH CHARLESTON .....	SC.....		11/01/2016 .....		1,507,897.....	0.....	0.....	0.....	0.....	0.....	0.....	13,548.....	13,548.....			0.....
44698 .....	SAN JOSE .....	CA.....		12/01/2017 .....		4,948,161.....	0.....	0.....	0.....	0.....	0.....	0.....	58,826.....	58,826.....			0.....
44699 .....	MILTON .....	WA.....		10/17/2018 .....		21,240,000.....	0.....	0.....	0.....	0.....	0.....	0.....	0.....	0.....			0.....
44700 .....	CINCINNATI .....	OH.....		07/01/2019 .....		10,513,485.....	0.....	0.....	0.....	0.....	0.....	0.....	43,419.....	43,419.....			0.....
44701 .....	LADY LAKE .....	FL.....		02/20/2020 .....		6,676,388.....	0.....	0.....	0.....	0.....	0.....	0.....	69,502.....	69,502.....			0.....
0299999. Mortgages with partial repayments						55,840,689	0	0	0	0	0	0	283,790	283,790	0	0	0
0599999 - Totals						55,840,689	0	0	0	0	0	0	283,790	283,790	0	0	

STATEMENT AS OF MARCH 31, 2023 OF THE The Western and Southern Life Insurance Company

SCHEDULE BA - PART 2

Showing Other Long-Term Invested Assets ACQUIRED AND ADDITIONS MADE During the Current Quarter

1	2	Location		5	6 NAIC Designation, NAIC Designation Modifier and SVO Admini- strative Symbol	7	8	9	10	11	12	13
		3	4									
CUSIP Identification	Name or Description	City	State	Name of Vendor or General Partner		Date Originally Acquired	Type and Strategy	Actual Cost at Time of Acquisition	Additional Investment Made After Acquisition	Amount of Encumbrances	Commitment for Additional Investment	Percentage of Ownership
000000-00-0 .....	First Eagle Direct Lending Fund III, LLC .....	BOSTON .....	MA.....	First Eagle Direct Lending Fund III, LLC .....	1.E FE .....	11/18/2016 ...			33,953		3,542,267	1.560
1599999. Joint	Venture Interests - Fixed Income - NAIC Designation Assigned by the SVO - Unaffiliated							0	33,953	0	3,542,267	XXX
000000-00-0 .....	ABRY ADVANCED SECURITIES FUND IV .....	CAYMAN ISLANDS .....	CYM.....	ABRY ADVANCED SECURITIES FUND IV .....		02/20/2019 ...	2.....		2,593,266		5,634,411	1.670
000000-00-0 .....	ABRY SENIOR EQUITY IV LP .....	BOSTON .....	MA.....	ABRY SENIOR EQUITY IV LP .....		12/28/2012 ...		4,183			357,203	0.470
000000-00-0 .....	CHAMBERS Energy Capital II LP .....	HOUSTON .....	TX.....	CHAMBERS Energy Capital II LP .....		07/06/2012 ...	2.....	1,377			6,931	0.740
1799999. Joint	Venture Interests - Fixed Income - NAIC Designation Not Assigned by the SVO - Unaffiliated							0	2,598,826	0	5,998,545	XXX
000000-00-0 .....	CARLYLE/RIVERSTONE III L.P. ....	WASHINGTON .....	DC.....	CARLYLE/RIVERSTONE III L.P. ....		04/03/2006 ...	3.....	3,950			2,683	0.080
000000-00-0 .....	Cintrifuse Syndicate Fund II Syndicate Fund II LLC .....	CINCINNATI .....	OH.....	Cintrifuse Syndicate Fund II Syndicate Fund II LLC .....		09/18/2017 ...		112,069			336,312	8.920
000000-00-0 .....	CORSAIR III FS CAPITAL PARTNERS LP .....	NEW YORK .....	NY.....	CORSAIR III FS CAPITAL PARTNERS LP .....		06/29/2007 ...		25,142			292,266	1.050
000000-00-0 .....	CORSAIR IV FS CAPITAL PARTNERS LP .....	NEW YORK .....	NY.....	CORSAIR IV FS CAPITAL PARTNERS LP .....		06/20/2011 ...		4,131			690,294	1.170
000000-00-0 .....	Further Global Capital Further Global Capital .....	NEW YORK .....	NY.....	Further Global Capital Further Global Capital .....		10/28/2019 ...		78,779			0.020	0.020
000000-00-0 .....	HITECVISION VI .....	GUERNSEY .....	CYM.....	HITECVISION VI .....		12/16/2011 ...		50,464			901,632	0.640
000000-00-0 .....	Liberty 77 Fund International Liberty 77 Fund International .....	WASHINGTON .....	DC.....	Liberty 77 Fund International Liberty 77 Fund International .....		03/25/2022 ...		12,250,189			78,425,700	0.000
000000-00-0 .....	Portag3 L.P. ....	TORONTO .....	CAN.....	Portag3 L.P. ....		09/23/2019 ...		2,609			1,897,406	2.340
000000-00-0 .....	Sands Capital Private Growth F Global Innovation Fund II .....	Arlington .....	VA.....	Sands Capital Private Growth F Global Innovation Fund II .....		05/06/2021 ...		397,318			2,438,997	0.000
000000-00-0 .....	Sands Capital Private Growth F Global Venture Fund I .....	Arlington .....	VA.....	Sands Capital Private Growth F Global Venture Fund I .....		06/28/2017 ...		74,492			0.070	0.070
000000-00-0 .....	Sands Capital Private Growth F Global Venture Fund III .....	Arlington .....	VA.....	Sands Capital Private Growth F Global Venture Fund III .....		12/15/2021 ...		121,805			2,510,228	0.040
000000-00-0 .....	SILVER LAKE PARTNERS L.P. ....	WILMINGTON .....	DE.....	SILVER LAKE PARTNERS L.P. ....		04/30/2019 ...	3.....	351			0.020	0.020
000000-00-0 .....	SixThirty III LP .....	ST LOUIS .....	MO.....	SixThirty III LP .....		10/21/2021 ...		167,098			1,422,837	6.310
000000-00-0 .....	SNOW PHIPPS III LP .....	NEW YORK .....	NY.....	SNOW PHIPPS III LP .....		01/19/2017 ...		40,518			712,723	0.010
000000-00-0 .....	SOLAMERE CAPITAL FUND Fund II A .....	BOSTON .....	MA.....	SOLAMERE CAPITAL FUND Fund II A .....		06/20/2014 ...		242,572			2,344,176	4.930
000000-00-0 .....	SOLAMERE CAPITAL FUND Fund III .....	BOSTON .....	MA.....	SOLAMERE CAPITAL FUND Fund III .....		11/20/2018 ...		935,504			2,023,765	0.910
000000-00-0 .....	SOLAMERE CAPITAL FUND Fund III Co-Investment .....	BOSTON .....	MA.....	SOLAMERE CAPITAL FUND Fund III Co-Investment .....		04/29/2019 ...		11,571			4.110	4.110
1999999. Joint	Venture Interests - Common Stock - Unaffiliated							0	14,518,562	0	94,599,019	XXX
000000-00-0 .....	The Cincinnati Equity Fund III, LLC .....	Cincinnati .....	OH.....	3CDC .....		01/05/2023 ...		1,700,000			3,300,000	4.300
000000-00-0 .....	Al. Neyer Industrial Fund II-0, LLC .....	Cincinnati .....	OH.....	Al. Neyer .....		08/12/2022 ...		2,880,000			11,484,913	4.500
2199999. Joint	Venture Interests - Real Estate - Unaffiliated							0	4,580,000	0	14,784,913	XXX
000000-00-0 .....	W&S Real Estate Holdings LLC .....	Cincinnati .....	OH.....	WSLIC .....		12/01/2006 ...		65,831,789			154,097,504	100.000
000000-00-0 .....	Chestnut Healthcare Partners II, L.P. ....	Chattanooga .....	TN.....	Chestnut Healthcare II GP, LLC .....		09/28/2021 ...		2,500,000			10,000,000	25.000
2299999. Joint	Venture Interests - Real Estate - Affiliated							65,831,789	50,083,549	0	164,097,504	XXX
6099999. Total -	Unaffiliated							0	21,731,341	0	118,924,744	XXX
6199999. Total -	Affiliated							65,831,789	50,083,549	0	164,097,504	XXX
6299999 - Totals								65,831,789	71,814,890	0	283,022,248	XXX

STATEMENT AS OF MARCH 31, 2023 OF THE The Western and Southern Life Insurance Company

SCHEDULE BA - PART 3

Showing Other Long-Term Invested Assets DISPOSED, Transferred or Repaid During the Current Quarter

1	2	Location		5	6	7	8	Change in Book/Adjusted Carrying Value						15	16	17	18	19	20
		3	4					9	10	11	12	13	14						
CUSIP Identification	Name or Description	City	State	Name of Purchaser or Nature of Disposal	Date Originally Acquired	Disposal Date	Book/ Adjusted Carrying Value Less Encumbrances, Prior Year	Unrealized Valuation Increase (Decrease)	Current Year's (Depreciation) or (Amortization)/ Accretion	Current Year's Other Than Temporary Impairment Recognized	Capitalized Deferred Interest and Other	Total Change in Book/ Adjusted Carrying Value (9+10-11+12)	Total Foreign Exchange Change in Book/ Adjusted Carrying Value	Book/ Adjusted Carrying Value Less Encumbrances on Disposal	Consid-eration	Foreign Exchange Gain (Loss) on Disposal	Realized Gain (Loss) on Disposal	Total Gain (Loss) on Disposal	Invest-ment Income
000000-00-0	Pearlmark Mz Rity Ptnrs V-WS, LP	Chicago	IL	Cash Return Dist.	12/02/2021	03/30/2023	4,879,795					0		238,076	238,076				
1199999. Non-Registered Private Funds - Mortgage Loans - Unaffiliated							4,879,795	0	0	0	0	0	0	238,076	238,076	0	0	0	0
000000-00-0	First Eagle Direct Lending Fund III, LLC	BOSTON	MA	First Eagle Direct Lending Fund III, LLC	11/18/2016	01/13/2023	262,137					0		262,137	262,137				
1599999. Joint Venture Interests - Fixed Income - NAIC Designation Assigned by the SVO - Unaffiliated							262,137	0	0	0	0	0	0	262,137	262,137	0	0	0	0
349188-10-8	FT WASHINGTON FIXED INCOME LLC FIXED INCOME LLC	CINCINNATI	OH	FT WASHINGTON FIXED INCOME LLC FIXED INCOME LLC	09/27/2007	08/22/2022	7,571,154					0		7,571,154	7,571,154				
1699999. Joint Venture Interests - Fixed Income - NAIC Designation Assigned by the SVO - Affiliated							7,571,154	0	0	0	0	0	0	7,571,154	7,571,154	0	0	0	0
000000-00-0	ABRY ADVANCED SECURITIES FUND IV	CAYMAN ISLANDS	CYM	ABRY ADVANCED SECURITIES FUND IV	02/20/2019	01/31/2023	2,413,613					0		2,413,613	2,413,613				
000000-00-0	Audax Direct Lending Solutions D	WILMINGTON	DE	Audax Direct Lending Solutions D	10/24/2018	02/09/2023	338,997					0		338,997	338,997				
000000-00-0	AUDAX MEZZANINE IV	WILMINGTON	DE	AUDAX MEZZANINE IV	09/30/2016	01/10/2023	98,947					0		98,947	98,947				
000000-00-0	ABRY ADVANCED SECURITIES FUND III	CAYMAN ISLANDS	CYM	ABRY ADVANCED SECURITIES FUND III	06/04/2014	02/24/2023	1,351,707					0		1,351,707	1,351,707				
000000-00-0	ABRY SENIOR EQUITY IV LP	BOSTON	MA	ABRY SENIOR EQUITY IV LP	12/28/2012	03/29/2023	23,067					0		23,067	23,067				
000000-00-0	Benefit Street Partners Debt Fund IV LP	WILMINGTON	DE	Benefit Street Partners Debt Fund IV LP	01/24/2017	02/24/2023	119,460					0		119,460	119,460				
000000-00-0	CHAMBERS Energy Capital II LP	HOUSTON	TX	CHAMBERS Energy Capital II LP	07/06/2012	03/31/2023	28,357					0		28,357	28,357				
000000-00-0	CONGRUENT CREDIT STRATEGIES Opportunities Fund III	DALLAS	TX	CONGRUENT CREDIT STRATEGIES Opportunities Fund III	08/30/2013	01/26/2023	499,639					0		499,639	499,639				
000000-00-0	ENERGY FUND XV	LOS ANGELES	CA	ENERGY FUND XV	12/10/2010	01/06/2023	54,726					0		54,726	54,726				
000000-00-0	GARRISON OPPORTUNITIES FUND II A LLC	SAN FRANCISCO	CA	GARRISON OPPORTUNITIES FUND II A LLC	03/08/2011	03/06/2023	2,290					0		2,290	2,290				
000000-00-0	GARRISON OPPORTUNITIES FUND II B LLC	NEW YORK	NY	GARRISON OPPORTUNITIES FUND II B LLC	04/19/2011	03/06/2023	32,778					0		32,778	32,778				
000000-00-0	H.I.G. LP	MIAMI	FL	H.I.G. LP	06/17/2008	02/28/2023	1,474,274					0		1,474,274	1,474,274				
000000-00-0	PROVIDENCE DEBT OPPS III L.P.	PROVIDENCE	RI	PROVIDENCE DEBT OPPS III L.P.	09/16/2013	03/01/2023	234,279					0		234,279	234,279				
1799999. Joint Venture Interests - Fixed Income - NAIC Designation Not Assigned by the SVO - Unaffiliated							6,672,134	0	0	0	0	0	0	6,672,134	6,672,134	0	0	0	0
000000-00-0	57 STARS Global Opportunity Fund 3	WASHINGTON	DC	57 STARS Global Opportunity Fund 3	06/04/2013	03/09/2023	360,184					0		360,184	360,184				
000000-00-0	EnCap Energy Capital Fund IX	HOUSTON	TX	EnCap Energy Capital Fund IX	01/18/2013	01/12/2023	43,881					0		43,881	43,881				
000000-00-0	HITECVISION VI	GUERNSEY	CYM	HITECVISION VI	12/16/2011	03/30/2023	318,469					0		318,469	318,469				
000000-00-0	KKR ASSOCIATES	NEW YORK	NY	KKR ASSOCIATES	10/05/2006	02/17/2023	49,338					0		49,338	49,338				
000000-00-0	PROVIDENCE EQUITY PARTNERS VII L.P.	PROVIDENCE	RI	PROVIDENCE EQUITY PARTNERS VII L.P.	03/04/2013	03/17/2023	573,674					0		573,674	573,674				
000000-00-0	PROVIDENCE EQUITY PRtns VI L.P.	PROVIDENCE	RI	PROVIDENCE EQUITY PRtns VI L.P.	03/16/2007	02/08/2023	422,976					0		422,976	422,976				
000000-00-0	Sands Capital Private Growth F Global Venture Fund I	Arlington	VA	Sands Capital Private Growth F Global Venture Fund I	06/28/2017	02/01/2023	582,252					0		582,252	582,252				
000000-00-0	SILVER LAKE PARTNERS L.P	WILMINGTON	DE	SILVER LAKE PARTNERS L.P	04/30/2019	02/23/2023	3,437					0		3,437	3,437				
000000-00-0	SOLAMERE CAPITAL FUND Fund II A	BOSTON	MA	SOLAMERE CAPITAL FUND Fund II A	06/20/2014	01/17/2023	2,197,928					0		2,197,928	2,197,928				
000000-00-0	SOLAMERE CAPITAL FUND II A Co-Investment	BOSTON	MA	SOLAMERE CAPITAL FUND II A Co-Investment	11/03/2014	03/10/2023	504,315					0		504,315	504,315				
1999999. Joint Venture Interests - Common Stock - Unaffiliated							5,056,454	0	0	0	0	0	0	5,056,454	5,056,454	0	0	0	0
000000-00-0	FT. WASHINGTON PRIVATE EQUITY OPPORTUNITIES FUND II LP	CINCINNATI	OH	FT. WASHINGTON PRIVATE EQUITY OPPORTUNITIES FUND II LP	11/29/2004	03/02/2023	154,352					0		154,352	154,352				
000000-00-0	FT. WASHINGTON PRIVATE EQUITY OPPORTUNITIES FUND III LP	CINCINNATI	OH	FT. WASHINGTON PRIVATE EQUITY OPPORTUNITIES FUND III LP	07/14/2014	03/30/2023	35,250					0		35,250	35,250				
000000-00-0	FT. WASHINGTON PRIVATE EQUITY VI L.P.	CINCINNATI	OH	FT. WASHINGTON PRIVATE EQUITY VI L.P.	10/25/2007	03/30/2023	450,000					0		450,000	450,000				
000000-00-0	FT. WASHINGTON PRIVATE EQUITY VII L.P.	CINCINNATI	OH	FT. WASHINGTON PRIVATE EQUITY VII L.P.	07/23/2010	03/02/2023	1,012,780					0		1,012,780	1,012,780				
000000-00-0	FT. WASHINGTON PRIVATE EQUITY VIII L.P.	CINCINNATI	OH	FT. WASHINGTON PRIVATE EQUITY VIII L.P.	11/25/2014	01/24/2023	2,653,400					0		2,653,400	2,653,400				
000000-00-0	FT. WASHINGTON PRIVATE EQUITY VIII-B L.P.	CINCINNATI	OH	FT. WASHINGTON PRIVATE EQUITY VIII-B L.P.	12/17/2013	03/29/2023	3,990,000					0		3,990,000	3,990,000				
000000-00-0	FT. WASHINGTON PRIVATE EQUITY X-B L.P.	CINCINNATI	OH	FT. WASHINGTON PRIVATE EQUITY X-B L.P.	11/23/2018	03/30/2023	3,000,000					0		3,000,000	3,000,000				
2099999. Joint Venture Interests - Common Stock - Affiliated							11,295,782	0	0	0	0	0	0	11,295,782	11,295,782	0	0	0	0
000000-00-0	Chestnut Healthcare Partners II, L.P.	Chattanooga	TN	Cash Return Dist.	09/28/2021	03/06/2023	15,865,631					0		112,403	112,403				
000000-00-0	W&S REAL ESTATE HOLDINGS LLC	Cincinnati	OH	Cash Return Dist.	12/01/2006	03/31/2023	1,213,989,190					0		49,509,388	49,509,388				
2299999. Joint Venture Interests - Real Estate - Affiliated							1,229,854,821	0	0	0	0	0	0	49,621,791	49,621,791	0	0	0	7,164,255,226



SCHEDULE BA - PART 3

Showing Other Long-Term Invested Assets DISPOSED, Transferred or Repaid During the Current Quarter

1	2	Location		5	6	7	8	Change in Book/Adjusted Carrying Value						15	16	17	18	19	20
		3	4					9	10	11	12	13	14						
CUSIP Identification	Name or Description	City	State	Name of Purchaser or Nature of Disposal	Date Originally Acquired	Disposal Date	Book/ Adjusted Carrying Value Less Encum- brances, Prior Year	Unrealized Valuation Increase (De- crease)	Current Year's (Depre- ciation) or (Amorti- zation)/ Accretion	Current Year's Other Than Temporary Impair- ment Recog- nized	Capital- ized Deferred Interest and Other	Total Change in Book/ Adjusted Carrying Value (9+10- 11+12)	Total Foreign Exchange Change in Book/ Adjusted Carrying Value	Book/ Adjusted Carrying Value Less Encum- brances on Disposal	Consid- eration	Foreign Exchange Gain (Loss) on Disposal	Realized Gain (Loss) on Disposal	Total Gain (Loss) on Disposal	Invest- ment Income
6099999. Total - Unaffiliated							16,870,520	0	0	0	0	0	0	12,228,801	12,228,801	0	0	0	0
6199999. Total - Affiliated							1,248,721,757	0	0	0	0	0	0	68,488,727	68,488,727	0	0	0	7,164,255,226
6299999 - Totals							1,265,592,277	0	0	0	0	0	0	80,717,528	80,717,528	0	0	0	7,164,255,226

STATEMENT AS OF MARCH 31, 2023 OF THE The Western and Southern Life Insurance Company

SCHEDULE D - PART 3

Show All Long-Term Bonds and Stock Acquired During the Current Quarter

1	2	3	4	5	6	7	8	9	10
CUSIP Identification	Description	Foreign	Date Acquired	Name of Vendor	Number of Shares of Stock	Actual Cost	Par Value	Paid for Accrued Interest and Dividends	NAIC Designation, NAIC Designation Modifier and SVO Administrative Symbol
3136AU-08-5 .....	FNR 2016-98 BZ 4.000% 01/25/57 .....	.....	.....03/01/2023 .....	Interest Capitalization .....	.....	106,606	106,606	.....0	1.A .....
0909999999. Subtotal - Bonds - U.S. Special Revenues						106,606	106,606	.....0	XXX
00206R-MH-2 .....	AT&T INC 5.510% 03/25/24 .....	.....	.....01/20/2023 .....	J P MORGAN SEC .....	.....	1,199,880	1,200,000	.....4,620	2.B FE .....
073730-AG-8 .....	BEAM SUNTORY INC 3.250% 06/15/23 .....	.....	.....01/26/2023 .....	J P MORGAN SEC .....	.....	794,320	800,000	.....3,250	2.B FE .....
29366M-AD-0 .....	ENTERGY ARKANSAS LLC 5.150% 01/15/33 .....	.....	.....01/03/2023 .....	MIZUHO SECURITIES USA INC .....	.....	6,977,110	7,000,000	.....0	1.F FE .....
31620M-BP-0 .....	FIDELITY NATIONAL INFORM 0.375% 03/01/23 .....	.....	.....02/01/2023 .....	TD SECURITIES .....	.....	1,495,140	1,500,000	.....2,375	2.B FE .....
37045V-AE-0 .....	GENERAL MOTORS CO 4.875% 10/02/23 .....	.....	.....02/08/2023 .....	GOLDMAN SACHS .....	.....	3,000,000	3,000,000	.....52,000	2.C FE .....
38141G-IU-4 .....	GOLDMAN SACHS GROUP INC 5.708% 02/23/23 .....	.....	.....01/27/2023 .....	RBC/DAIN .....	.....	2,000,746	2,000,000	.....20,860	1.F FE .....
40435R-QG-9 .....	HSBC BANK USA NA 5.330% 01/19/24 .....	.....	.....01/20/2023 .....	WELLS FARGO .....	.....	3,800,000	3,800,000	.....0	1.A FE .....
617446-BW-2 .....	MORGAN STANLEY 5.068% 01/25/24 .....	.....	.....01/30/2023 .....	BANK OF NEW YORK .....	.....	999,150	1,000,000	.....925	1.E FE .....
678858-BW-0 .....	OKLAHOMA GAS & ELECTRIC 0.553% 05/26/23 .....	.....	.....02/28/2023 .....	KEY BANK-MCDONALD .....	.....	989,240	1,000,000	.....1,475	1.G FE .....
78016E-ZV-2 .....	ROYAL BANK OF CANADA 4.670% 07/29/24 .....	.....	.....02/03/2023 .....	RBC/DAIN .....	.....	1,996,960	2,000,000	.....2,087	1.E FE .....
06367D-3U-7 .....	BANK OF MONTREAL CHICAGO 5.370% 01/12/24 .....	A.....	.....01/12/2023 .....	BANK of AMERICA SEC .....	.....	2,450,000	2,450,000	.....327	1.A FE .....
86565F-YF-3 .....	SUMITOMO MITSUI BANK NY 5.330% 01/18/24 .....	D.....	.....01/18/2023 .....	BANK of AMERICA SEC .....	.....	1,900,000	1,900,000	.....0	1.A FE .....
1109999999. Subtotal - Bonds - Industrial and Miscellaneous (Unaffiliated)						27,602,546	27,650,000	.....87,919	XXX
2509999997. Total - Bonds - Part 3						27,709,152	27,756,606	.....87,919	XXX
2509999998. Total - Bonds - Part 5						XXX	XXX	XXX	XXX
2509999999. Total - Bonds						27,709,152	27,756,606	.....87,919	XXX
#KINGF-IE-L .....	Kingfield Corporation Kingfield Series A .....	.....	.....02/22/2023 .....	PRIVATE PLACEMENT .....	.....180,820.000	999,998	0.00	.....0	6. * .....
4019999999. Subtotal - Preferred Stocks - Industrial and Miscellaneous (Unaffiliated) Perpetual Preferred						999,998	XXX	.....0	XXX
4509999997. Total - Preferred Stocks - Part 3						999,998	XXX	.....0	XXX
4509999998. Total - Preferred Stocks - Part 5						XXX	XXX	XXX	XXX
4509999999. Total - Preferred Stocks						999,998	XXX	.....0	XXX
009066-10-1 .....	AIRBNB INC-CLASS A COMMON .....	.....	.....02/01/2023 .....	Various .....	.....146.000	16,540	.....	.....0	.....
184499-10-1 .....	CLEAN ENERGY FUELS CORP .....	.....	.....03/08/2023 .....	PIPER JAFFRAY .....	.....72,000.000	341,625	.....	.....0	.....
24664T-10-3 .....	DELEK LOGISTICS PARTNERS LP LIMITED PARTNERS .....	.....	.....01/03/2023 .....	S. G. COWEN SECURITIES CORP. ....	.....1,100.000	49,847	.....	.....0	.....
254687-10-6 .....	DISNEY .....	.....	.....01/25/2023 .....	Keefe Bruyette & Woods Eq .....	.....1,403.000	151,164	.....	.....0	.....
293792-10-7 .....	ENTERPRISE PRODUCTS PARTNERS .....	.....	.....01/04/2023 .....	CAPITAL ONE SECURITIES .....	.....1,100.000	26,807	.....	.....0	.....
294600-10-1 .....	EQUITRANS MIDSTREAM CORP .....	.....	.....03/15/2023 .....	Various .....	.....106,520.000	643,270	.....	.....0	.....
49456B-10-1 .....	KINDER MORGAN .....	.....	.....03/07/2023 .....	Various .....	.....135,753.000	2,374,442	.....	.....0	.....
559080-10-6 .....	MAGELLAN MIDSTREAM PRINS .....	.....	.....01/31/2023 .....	Various .....	.....10,500.000	544,673	.....	.....0	.....
61174X-10-9 .....	MONSTER BEVERAGE CORP .....	.....	.....03/28/2023 .....	Stock Dividend .....	.....37,420.000	0	.....	.....0	.....
70450Y-10-3 .....	PAYPAL HOLDINGS INC .....	.....	.....03/15/2023 .....	Various .....	.....1,407.000	113,843	.....	.....0	.....
854502-10-1 .....	STANLEY BLACK & DECKER INC .....	.....	.....03/31/2023 .....	Various .....	.....10,882.000	914,238	.....	.....0	.....
87612G-10-1 .....	TARGA RESOURCES CORP .....	.....	.....01/13/2023 .....	HOWARD WEIL .....	.....1,300.000	98,098	.....	.....0	.....
969457-10-0 .....	WILLIAMS COS INC .....	.....	.....03/31/2023 .....	Various .....	.....50,000.000	1,489,103	.....	.....0	.....
65960L-10-3 .....	MDT .....	.....	.....03/15/2023 .....	Various .....	.....4,125.000	325,535	.....	.....0	.....
86828P-10-3 .....	SUPERIOR PLUS CORP COMMON .....	.....	.....02/01/2023 .....	CIBC WORLD MARKET .....	.....10,000.000	76,430	.....	.....0	.....
000000-00-0 .....	GIBSON ENERGY INC .....	.....	.....03/29/2023 .....	Various .....	.....55,600.000	938,817	.....	.....0	.....
29250N-10-5 .....	ENBRIDGE INC .....	.....	.....03/31/2023 .....	RBC/DAIN .....	.....30,500.000	1,179,912	.....	.....0	.....
000000-00-0 .....	TC ENERGY CORP .....	.....	.....03/15/2023 .....	Various .....	.....59,300.000	2,396,497	.....	.....0	.....
G23969-10-1 .....	CONVATEC GROUP PLC COMMON .....	B.....	.....03/16/2023 .....	JPM FUNDS RECAP .....	.....34,000.000	94,445	.....	.....0	.....
H57312-64-9 .....	NESTLE SA-REG COMMON .....	B.....	.....01/30/2023 .....	JPM FUNDS RECAP .....	.....800.000	96,275	.....	.....0	.....
5019999999. Subtotal - Common Stocks - Industrial and Miscellaneous (Unaffiliated) Publicly Traded						11,871,561	XXX	.....0	XXX
056823-38-8 .....	BGF EM EQUITIES FUND-INST MUTUAL FUND .....	.....	.....03/24/2023 .....	Various .....	.....34,286.837	625,024	.....	.....0	.....
115233-20-7 .....	BROWN ADV SUSTAIN GRW-INST MUTUAL FUND .....	.....	.....03/24/2023 .....	Various .....	.....113,447.232	4,115,060	.....	.....0	.....
128119-88-0 .....	CALAMOS MKRT NEU INC-I MUTUAL FUND .....	.....	.....03/24/2023 .....	Various .....	.....39,507.785	550,000	.....	.....0	.....

STATEMENT AS OF MARCH 31, 2023 OF THE The Western and Southern Life Insurance Company

SCHEDULE D - PART 3

Show All Long-Term Bonds and Stock Acquired During the Current Quarter

1	2	3	4	5	6	7	8	9	10
CUSIP Identification	Description	Foreign	Date Acquired	Name of Vendor	Number of Shares of Stock	Actual Cost	Par Value	Paid for Accrued Interest and Dividends	NAIC Designation, NAIC Designation Modifier and SVO Administrative Symbol
14064D-86-5 .....	Fuller & Thaler MUTUAL FUND .....	.....	...03/24/2023 .....	Various .....	.....34,961.045 .....	.....1,240,000 .....	.....	.....0 .....	.....
25264S-84-1 .....	DIAMOND HILL LONG/SHORT-I MUTUAL FUND .....	.....	...03/24/2023 .....	Various .....	.....212,484.632 .....	.....6,340,000 .....	.....	.....0 .....	.....
256219-10-6 .....	DODGE & COX STOCK MUTUAL FUND .....	.....	...03/24/2023 .....	Various .....	.....34,334.419 .....	.....7,620,100 .....	.....	.....0 .....	.....
41665H-49-0 .....	HRTFRD SOHR EM MKKT EQ-I MUTUAL FUND .....	.....	...03/24/2023 .....	PCG Model Accts .....	.....323,874.760 .....	.....4,965,000 .....	.....	.....0 .....	.....
589509-20-7 .....	MERGER FUND-INST MUTUAL FUND .....	.....	...01/10/2023 .....	PCG Model Accts .....	.....29,976.019 .....	.....500,000 .....	.....	.....0 .....	.....
72201F-49-0 .....	PIMCO E/M LCL CUR & BND-INST MUTUAL FUND .....	.....	...03/24/2023 .....	Various .....	.....363,482.919 .....	.....3,815,080 .....	.....	.....0 .....	.....
89154Q-18-2 .....	TOUCHSTONE INTERNATIONAL EQUITY-Y .....	.....	...03/27/2023 .....	TOUCHSTONE SECURITIES .....	.....2,088.788 .....	.....29,905 .....	.....	.....0 .....	.....
89154Q-22-4 .....	TOUCHSTONE SMALL COMPANY-Y .....	.....	...03/27/2023 .....	TOUCHSTONE SECURITIES .....	.....7,758.878 .....	.....45,594 .....	.....	.....0 .....	.....
89154V-83-5 .....	TOUCHSTONE CORE MUNICIPAL BOND FUND INSTITUTIO .....	.....	...01/01/2023 .....	DIVIDEND REINVESTMENT .....	.....3,923.669 .....	.....41,748 .....	.....	.....0 .....	.....
89154W-78-3 .....	TOUCHSTONE ACTIVE BOND - CLASS I .....	.....	...03/24/2023 .....	Various .....	.....389,532.164 .....	.....3,676,048 .....	.....	.....0 .....	.....
89154W-79-1 .....	TOUCHSTONE CORE BOND FUND-Y .....	.....	...03/29/2023 .....	TOUCHSTONE SECURITIES .....	.....18,510.529 .....	.....171,962 .....	.....	.....0 .....	.....
89154W-81-7 .....	TOUCHSTONE HIGH YIELD-Y .....	.....	...03/29/2023 .....	TOUCHSTONE SECURITIES .....	.....6,422.956 .....	.....47,059 .....	.....	.....0 .....	.....
89154X-22-9 .....	TOUCHSTONE FOCUSED EQUITY FUND CLASS Y .....	.....	...03/27/2023 .....	TOUCHSTONE SECURITIES .....	.....2,244.513 .....	.....120,213 .....	.....	.....0 .....	.....
89154X-44-3 .....	TOUCHSTONE VALUE FUND CLASS Y .....	.....	...03/29/2023 .....	TOUCHSTONE SECURITIES .....	.....11,892.466 .....	.....120,900 .....	.....	.....0 .....	.....
89154X-53-4 .....	TOUCHSTONE MID CAP GROWTH - Y .....	.....	...03/27/2023 .....	TOUCHSTONE SECURITIES .....	.....3,448.532 .....	.....105,671 .....	.....	.....0 .....	.....
89154X-63-3 .....	TOUCHSTONE LARGE CAP GROWTH FUND CLASS I .....	.....	...03/27/2023 .....	TOUCHSTONE SECURITIES .....	.....2,029.457 .....	.....43,584 .....	.....	.....0 .....	.....
89155H-37-1 .....	TOUCHSTONE MID CAP VALUE FUND CLASS Y .....	.....	...03/27/2023 .....	TOUCHSTONE SECURITIES .....	.....3,575.080 .....	.....75,021 .....	.....	.....0 .....	.....
89155H-82-7 .....	TOUCHSTONE SANDS CAPITAL SELECT CLASS Y .....	.....	...03/27/2023 .....	TOUCHSTONE SECURITIES .....	.....53,459.133 .....	.....564,108 .....	.....	.....0 .....	.....
89155T-64-9 .....	TOUCHSTONE MID CAP FUND CLASS I .....	.....	...01/13/2023 .....	Various .....	.....9,057.376 .....	.....400,024 .....	.....	.....0 .....	.....
89155T-66-4 .....	TOUCHSTONE ULTRA SHORT FIXED CLASS Y .....	.....	...03/01/2023 .....	TOUCHSTONE SECURITIES .....	.....44,642.601 .....	.....404,466 .....	.....	.....0 .....	.....
922020-81-3 .....	VANGUARD GROUP MUTUAL FUND .....	.....	...01/10/2023 .....	PCG Model Accts .....	.....26,881.720 .....	.....600,020 .....	.....	.....0 .....	.....
5329999999. Subtotal - Common Stocks - Mutual Funds - Designations Not Assigned by the SVO						36,216,587	XXX	0	XXX
00162Q-67-6 .....	ALERIAN MLP ETF CLOSED END FUND .....	.....	...03/08/2023 .....	Various .....	.....58,500.000 .....	.....1,274,850 .....	.....	.....0 .....	.....
464287-62-2 .....	ISHARES RUSSELL 1000 INDEX .....	.....	...03/24/2023 .....	PCG Model Accts .....	.....463.000 .....	.....99,971 .....	.....	.....0 .....	.....
921943-85-8 .....	VANGUARD FTSE DEVELOPED ETF CLOSED END FUND .....	.....	...03/24/2023 .....	Various .....	.....89,247.000 .....	.....3,948,678 .....	.....	.....0 .....	.....
92206C-66-4 .....	Vanguard Long-Term Corp Bond CLOSED END FUND .....	.....	...03/02/2023 .....	KNIGHT SECURITIES .....	.....100,000.000 .....	.....7,591,270 .....	.....	.....0 .....	.....
5819999999. Subtotal - Common Stocks - Exchange Traded Funds						12,914,769	XXX	0	XXX
30304*-10-0 .....	FABRIC FABRIC TECHNOLOGIES INC .....	.....	...02/27/2023 .....	Capital Contribution .....	.....0.000 .....	.....3,400,000 .....	.....	.....0 .....	.....
5929999999. Subtotal - Common Stocks - Parent, Subsidiaries and Affiliates Other						3,400,000	XXX	0	XXX
5989999997. Total - Common Stocks - Part 3						64,402,917	XXX	0	XXX
5989999998. Total - Common Stocks - Part 5						XXX	XXX	XXX	XXX
5989999999. Total - Common Stocks						64,402,917	XXX	0	XXX
5999999999. Total - Preferred and Common Stocks						65,402,915	XXX	0	XXX
6009999999 - Totals						93,112,067	XXX	87,919	XXX

STATEMENT AS OF MARCH 31, 2023 OF THE The Western and Southern Life Insurance Company

SCHEDULE D - PART 4

Show All Long-Term Bonds and Stock Sold, Redeemed or Otherwise Disposed of During the Current Quarter

1	2	3	4	5	6	7	8	9	10	Change In Book/Adjusted Carrying Value					16	17	18	19	20	21	22
										11	12	13	14	15							
CUSIP Ident- ification	Description	For- eign	Disposal Date	Name of Purchaser	Number of Shares of Stock	Consid- eration	Par Value	Actual Cost	Prior Year Book/ Adjusted Carrying Value	Unrealized Valuation Increase/ (Decrease)	Current Year's (Amor- tization)/ Accretion	Current Year's Other Than Temporary Impairment Recogn- ized	Total Change in Book/ Adjusted Carrying Value (11 + 12 - 13)	Total Foreign Exchange Change in Book /Adjusted Carrying Value	Book/ Adjusted Carrying Value at Disposal Date	Foreign Exchange Gain (Loss) on Disposal	Realized Gain (Loss) on Disposal	Total Gain (Loss) on Disposal	Bond Interest/ Stock Dividends Received During Year	Stated Con- tractual Maturity Date	NAIC Desig- nation, NAIC Desig- nation Modifier and SVO Admini- strative Symbol
..36202K-JV-5	G2 G2 8696 2.625% 09/20/25 .....	.....	03/01/2023	Paydown .....	.....	212	212	219	208	0	5	0	5	0	212	0	0	0	1	09/20/2025	1.A
..36203C-ZE-5	GNMA GN 345541 6.500% 02/15/24 .....	.....	03/01/2023	Paydown .....	.....	204	204	183	207	0	(4)	0	(4)	0	204	0	0	0	2	02/15/2024	1.A
..36203D-J4-3	GNMA GN 345983 6.500% 12/15/23 .....	.....	03/01/2023	Paydown .....	.....	93	93	83	94	0	(1)	0	(1)	0	93	0	0	0	1	12/15/2023	1.A
..36203D-JE-1	GNMA GN 345961 6.500% 11/15/23 .....	.....	03/01/2023	Paydown .....	.....	495	495	443	502	0	(7)	0	(7)	0	495	0	0	0	6	11/15/2023	1.A
..36203D-JL-5	GNMA GN 345967 6.500% 11/15/23 .....	.....	01/01/2023	Paydown .....	.....	144	144	123	146	0	(2)	0	(2)	0	144	0	0	0	1	11/15/2023	1.A
..36203K-7M-0	GNMA GN 352000 6.500% 12/15/23 .....	.....	03/01/2023	Paydown .....	.....	352	352	315	357	0	(6)	0	(6)	0	352	0	0	0	4	12/15/2023	1.A
..36203K-KX-1	GNMA GN 351410 6.500% 01/15/24 .....	.....	03/01/2023	Paydown .....	.....	89	89	77	90	0	(1)	0	(1)	0	89	0	0	0	1	01/15/2024	1.A
..36203L-4H-2	GNMA GN 352824 6.500% 04/15/24 .....	.....	03/01/2023	Paydown .....	.....	1,140	1,140	982	1,160	0	(20)	0	(20)	0	1,140	0	0	0	12	04/15/2024	1.A
..36203L-S5-2	GNMA GN 352540 6.500% 01/15/24 .....	.....	03/01/2023	Paydown .....	.....	3,361	3,361	2,913	3,406	0	(45)	0	(45)	0	3,361	0	0	0	47	01/15/2024	1.A
..36203M-JM-3	GNMA GN 353168 6.500% 12/15/23 .....	.....	03/01/2023	Paydown .....	.....	39	39	35	40	0	(1)	0	(1)	0	39	0	0	0	0	12/15/2023	1.A
..36203N-6L-7	GNMA GN 354675 6.500% 10/15/23 .....	.....	03/01/2023	Paydown .....	.....	79	79	71	80	0	(1)	0	(1)	0	79	0	0	0	1	10/15/2023	1.A
..36203P-AP-8	GNMA 30 YR GN 354714 6.500% 12/15/23 .....	.....	03/01/2023	Paydown .....	.....	80	80	72	81	0	(1)	0	(1)	0	80	0	0	0	1	12/15/2023	1.A
..36203R-5K-1	GNMA 30 YR GN 357350 6.500% 11/15/23 .....	.....	03/01/2023	Paydown .....	.....	55	55	50	56	0	(1)	0	(1)	0	55	0	0	0	1	11/15/2023	1.A
..36203U-27-0	GNMA 30 YR GN 359966 6.500% 12/15/23 .....	.....	03/01/2023	Paydown .....	.....	384	384	332	389	0	(5)	0	(5)	0	384	0	0	0	4	12/15/2023	1.A
..36203W-NH-4	GNMA 30 YR GN 361405 6.500% 02/15/24 .....	.....	03/01/2023	Paydown .....	.....	228	228	204	232	0	(4)	0	(4)	0	228	0	0	0	2	02/15/2024	1.A
..36204C-ZL-9	GNMA 30 YR GN 366399 6.500% 01/15/24 .....	.....	03/01/2023	Paydown .....	.....	197	197	176	200	0	(3)	0	(3)	0	197	0	0	0	2	01/15/2024	1.A
..36204G-Y3-0	GNMA 30 YR GN 369830 6.500% 12/15/23 .....	.....	03/01/2023	Paydown .....	.....	53	53	45	54	0	(1)	0	(1)	0	53	0	0	0	1	12/15/2023	1.A
..36204J-KH-8	GNMA GN 371196 6.500% 12/15/23 .....	.....	03/01/2023	Paydown .....	.....	1,154	1,154	1,035	1,172	0	(18)	0	(18)	0	1,154	0	0	0	13	12/15/2023	1.A
..36204J-KN-5	GNMA GN 371201 6.500% 12/15/23 .....	.....	03/01/2023	Paydown .....	.....	578	578	518	586	0	(9)	0	(9)	0	578	0	0	0	6	12/15/2023	1.A
..36204J-L2-0	GNMA GN 371245 6.500% 01/15/24 .....	.....	03/01/2023	Paydown .....	.....	1,188	1,188	1,029	1,205	0	(17)	0	(17)	0	1,188	0	0	0	13	01/15/2024	1.A
..36204J-L7-9	GNMA GN 371250 6.500% 01/15/24 .....	.....	03/01/2023	Paydown .....	.....	288	288	249	292	0	(4)	0	(4)	0	288	0	0	0	3	01/15/2024	1.A
..36204K-5W-9	GNMA GN 372661 6.500% 01/15/24 .....	.....	03/01/2023	Paydown .....	.....	1,018	1,018	882	1,032	0	(15)	0	(15)	0	1,018	0	0	0	11	01/15/2024	1.A
..36204K-DN-0	GNMA GN 371909 6.500% 02/15/24 .....	.....	03/01/2023	Paydown .....	.....	1,360	1,360	1,176	1,380	0	(20)	0	(20)	0	1,360	0	0	0	14	02/15/2024	1.A
..36204K-EA-7	GNMA GN 371929 6.500% 03/15/24 .....	.....	03/01/2023	Paydown .....	.....	228	228	205	233	0	(4)	0	(4)	0	228	0	0	0	2	03/15/2024	1.A
..36204N-FK-8	GNMA 30 YR GN 374670 6.500% 02/15/24 .....	.....	03/01/2023	Paydown .....	.....	928	928	804	942	0	(13)	0	(13)	0	928	0	0	0	10	02/15/2024	1.A
..36204N-ND-5	GNMA 30 YR GN 374888 6.500% 01/15/24 .....	.....	03/01/2023	Paydown .....	.....	301	301	261	306	0	(4)	0	(4)	0	301	0	0	0	3	01/15/2024	1.A
..36204P-QA-3	GNMA 30 YR GN 375849 6.500% 01/15/24 .....	.....	03/01/2023	Paydown .....	.....	83	83	74	84	0	(1)	0	(1)	0	83	0	0	0	1	01/15/2024	1.A
..36204Q-CC-2	GNMA 30 YR GN 376367 6.500% 01/15/24 .....	.....	03/01/2023	Paydown .....	.....	293	293	263	298	0	(5)	0	(5)	0	293	0	0	0	4	01/15/2024	1.A
..36204Q-EA-4	GNMA 30 YR GN 376429 6.500% 03/15/24 .....	.....	03/01/2023	Paydown .....	.....	302	302	258	306	0	(5)	0	(5)	0	302	0	0	0	3	03/15/2024	1.A
..36205B-EE-8	GNMA 30 YR GN 385433 6.500% 02/15/24 .....	.....	03/01/2023	Paydown .....	.....	1,659	1,659	1,435	1,685	0	(26)	0	(26)	0	1,659	0	0	0	25	02/15/2024	1.A
..36205B-LD-2	GNMA 30 YR GN 385624 7.500% 05/15/24 .....	.....	03/01/2023	Paydown .....	.....	421	421	404	437	0	(16)	0	(16)	0	421	0	0	0	4	05/15/2024	1.A
..36205J-QF-5	GNMA 30 YR GN 392054 6.500% 04/15/24 .....	.....	03/01/2023	Paydown .....	.....	196	196	167	199	0	(4)	0	(4)	0	196	0	0	0	2	04/15/2024	1.A
..36207N-D4-3	GNMA GN 436723 7.500% 11/15/26 .....	.....	03/01/2023	Paydown .....	.....	10,363	10,363	10,753	10,623	0	(261)	0	(261)	0	10,363	0	0	0	181	11/15/2026	1.A
..36210E-7C-7	GNMA 30 YR GN 490591 7.000% 09/15/28 .....	.....	03/01/2023	Paydown .....	.....	528	528	540	528	0	(14)	0	(14)	0	528	0	0	0	6	09/15/2028	1.A
..36224R-KG-8	GNMA 30 YR GN 336095 6.500% 11/15/23 .....	.....	02/01/2023	Paydown .....	.....	381	381	341	385	0	(5)	0	(5)	0	381	0	0	0	3	11/15/2023	1.A
..36225C-EV-4	GNMA ARM G2 80147 3.000% 12/20/27 .....	.....	03/01/2023	Paydown .....	.....	180	180	185	175	0	5	0	5	0	180	0	0	0	1	12/20/2027	1.A
..38373R-6H-7	GNMA - CMO 2001-60 ZL 6.500% 12/20/31 .....	.....	03/01/2023	Paydown .....	.....	10,326	10,326	10,191	10,251	0	75	0	75	0	10,326	0	0	0	119	12/20/2031	1.A
..38373S-RX-7	GNMA - CMO 2003-21 PG 5.500% 03/20/33 .....	.....	03/01/2023	Paydown .....	.....	35,133	35,133	35,133	35,133	0	0	0	0	0	35,133	0	0	0	321	03/20/2033	1.A
..38373V-N8-9	GNMA - CMO 2002-81 Z 6.112% 09/16/42 .....	.....	03/01/2023	Paydown .....	.....	8,975	8,975	8,881	8,929	0	45	0	45	0	8,975	0	0	0	92	09/16/2042	1.A
..38373Y-6Z-2	GNMA - CMO 2003-16 Z 5.679% 02/16/44 .....	.....	03/01/2023	Paydown .....	.....	15,149	15,149	14,619	14,970	0	179	0	179	0	15,149	0	0	0	144	02/16/2044	1.A
..690353-3F-2	DFC AGENCY DEBENTURES 4.640% 06/15/28 .....	.....	03/15/2023	Redemption 100.0000 .....	.....	100,909	100,909	100,909	100,909	0	0	0	0	0	100,909	0	0	0	1,153	06/15/2028	1.A
..690353-5H-6	DFC AGENCY DEBENTURES 4.750% 04/20/35 .....	.....	01/20/2023	Redemption 100.0000 .....	.....	17,250	17,250	17,250	17,250	0	0	0	0	0	17,250	0	0	0	181	04/20/2035	1.A
..90376P-BG-5	INT DEV FIN CORP AGENCY DEBENTURES 4.750% 06/20/28 .....	.....	03/20/2023	Redemption 100.0000 .....	.....	96,154	96,154	96,154	96,154	0	0	0	0	0	96,154	0	0	0	1,115	06/20/2028	1.A

STATEMENT AS OF MARCH 31, 2023 OF THE The Western and Southern Life Insurance Company

SCHEDULE D - PART 4

Show All Long-Term Bonds and Stock Sold, Redeemed or Otherwise Disposed of During the Current Quarter

1	2	3	4	5	6	7	8	9	10	Change In Book/Adjusted Carrying Value					16	17	18	19	20	21	22
										11	12	13	14	15							
CUSIP Identification	Description	For- eign	Disposal Date	Name of Purchaser	Number of Shares of Stock	Consid- eration	Par Value	Actual Cost	Prior Year Book/ Adjusted Carrying Value	Unrealized Valuation Increase/ (Decrease)	Current Year's (Amor- tization)/ Accretion	Current Year's Other Than Temporary Impairment Recogn- ized	Total Change in Book/ Adjusted Carrying Value (11 + 12 - 13)	Total Foreign Exchange Change in Book /Adjusted Carrying Value	Book/ Adjusted Carrying Value at Disposal Date	Foreign Exchange Gain (Loss) on Disposal	Realized Gain (Loss) on Disposal	Total Gain (Loss) on Disposal	Bond Interest/ Stock Dividends Received During Year	Stated Con- tractual Maturity Date	NAIC Desig- nation, NAIC Desig- nation Modifier and SVO Admini- strative Symbol
0109999999	Subtotal - Bonds - U.S. Governments					312,550	312,550	310,039	312,780	0	(235)	0	(235)	0	312,550	0	0	0	3,517	XXX	XXX
..3128MB-YE-1	FGLMC FG G13209 5.000% 07/01/23		03/01/2023	Paydown		9,110	9,110	9,472	9,133	0	(23)	0	(23)	0	9,110	0	0	0	75	07/01/2023	1.A
..3128MT-PK-8	FGLMC FG H01326 5.500% 08/01/35		03/01/2023	Paydown		1,386	1,386	1,379	1,379	0	0	0	6	0	1,386	0	0	0	13	08/01/2035	1.A
..3128PP-M3-4	FGLMC FG J10378 4.500% 07/01/24		03/01/2023	Paydown		6,559	6,559	6,692	6,578	0	(19)	0	(19)	0	6,559	0	0	0	50	07/01/2024	1.A
..3128PP-MJ-9	FGLMC J10361 4.500% 07/01/24		03/01/2023	Paydown		2,910	2,910	2,975	2,924	0	(14)	0	(14)	0	2,910	0	0	0	22	07/01/2024	1.A
..3128PR-LS-6	FG FG J12137 4.500% 05/01/25		03/01/2023	Paydown		38,061	38,061	39,512	38,509	0	(448)	0	(448)	0	38,061	0	0	0	243	05/01/2025	1.A
..313267-H3-2	FG FG U80250 3.500% 03/01/33		03/01/2023	Paydown		40,943	40,943	43,044	42,241	0	(1,298)	0	(1,298)	0	40,943	0	0	0	194	03/01/2033	1.A
..3136A3-EE-7	FNR 2011-143 PZ 4.500% 01/25/42		03/01/2023	Paydown		151,520	151,520	165,624	158,174	0	(6,653)	0	(6,653)	0	151,520	0	0	0	1,060	01/25/2042	1.A
..3136AH-VS-6	FNR 2013-136 CZ 3.500% 01/25/44		03/01/2023	Paydown		74,246	74,246	63,053	67,807	0	6,438	0	6,438	0	74,246	0	0	0	395	01/25/2044	1.A
..31374S-Y4-7	FNMA FN 323031 6.000% 04/01/28		03/01/2023	Paydown		7,381	7,381	7,459	7,488	0	(107)	0	(107)	0	7,381	0	0	0	71	04/01/2028	1.A
..3137A6-6S-6	FHR FHR 3798 AY 3.500% 01/15/26		03/01/2023	Paydown		21,052	21,052	22,588	21,301	0	(249)	0	(249)	0	21,052	0	0	0	120	01/15/2026	1.A
..3137B3-KM-9	FHR FHR 4223 CL 3.000% 07/15/43		03/01/2023	Paydown		60,788	60,788	60,248	60,478	0	309	0	309	0	60,788	0	0	0	299	07/15/2043	1.A
..3137BC-6T-0	FHR FHR 4361 WV 3.500% 05/15/44		03/01/2023	Paydown		51,853	51,853	51,648	51,853	0	204	0	204	0	51,853	0	0	0	302	05/15/2044	1.A
..3137F3-KA-1	FHR FHR 4768 ZQ 4.000% 10/15/47		03/01/2023	Paydown		96,003	96,003	97,532	96,572	0	(570)	0	(570)	0	96,003	0	0	0	680	10/15/2047	1.A
..3138EO-YE-3	FN FN AJ7908 3.000% 01/01/27		03/01/2023	Paydown		86,353	86,353	83,884	84,898	0	1,455	0	1,455	0	86,353	0	0	0	433	01/01/2027	1.A
..3138I9-JV-3	FN FN AS0275 3.000% 08/01/33		03/01/2023	Paydown		52,662	52,662	52,604	52,588	0	74	0	74	0	52,662	0	0	0	263	08/01/2033	1.A
..31392J-TL-3	FNR 2003-20 MZ 5.750% 03/25/33		03/01/2023	Paydown		44,829	44,829	43,043	43,962	0	867	0	867	0	44,829	0	0	0	395	03/25/2033	1.A
..31393U-A6-0	FNW 2003-W19 1A7 5.620% 11/25/33		03/01/2023	Paydown		46,473	46,473	49,991	48,009	0	(1,537)	0	(1,537)	0	46,473	0	0	0	478	11/25/2033	1.A
..31393U-AK-9	FNW 2003-W17 1A7 5.750% 08/25/33		03/01/2023	Paydown		86,734	86,734	94,269	90,077	0	(3,344)	0	(3,344)	0	86,734	0	0	0	900	08/25/2033	1.A
..31394R-VW-6	FHLMC FHR 2758 ZG 5.500% 03/15/34		03/01/2023	Paydown		69,179	69,179	67,148	68,252	0	926	0	926	0	69,179	0	0	0	759	03/15/2034	1.A
..31397Q-3L-0	FNR 2010-149 ZC 4.500% 01/25/41		03/01/2023	Paydown		360,154	360,154	391,422	373,886	0	(13,732)	0	(13,732)	0	360,154	0	0	0	2,601	01/25/2041	1.A
..31398F-WS-6	FNR 2009-95 EY 4.000% 11/25/24		03/01/2023	Paydown		132,906	132,906	125,721	132,119	0	787	0	787	0	132,906	0	0	0	887	11/25/2024	1.A
..31398M-BZ-8	FNMA 2010-9 B 4.000% 02/25/25		03/01/2023	Paydown		34,427	34,427	32,942	34,208	0	219	0	219	0	34,427	0	0	0	217	02/25/2025	1.A
..31398R-CD-5	FNR 2010-43 BM 3.500% 05/25/25		03/01/2023	Paydown		131,312	131,312	118,386	129,513	0	1,799	0	1,799	0	131,312	0	0	0	820	05/25/2025	1.A
..31412S-D3-6	FN FN 933122 5.500% 01/01/38		03/01/2023	Paydown		343	343	348	354	0	(11)	0	(11)	0	343	0	0	0	3	01/01/2038	1.A
..31414D-UF-1	FNMA FN 963282 5.000% 05/01/23		03/01/2023	Paydown		4,217	4,217	4,369	4,217	0	0	0	0	0	4,217	0	0	0	34	05/01/2023	1.A
..31414M-WI-3	FNMA FN 970737 5.000% 11/01/23		03/01/2023	Paydown		4,349	4,349	4,539	4,370	0	(21)	0	(21)	0	4,349	0	0	0	36	11/01/2023	1.A
..31415Q-AP-1	FNMA FN 985714 5.000% 06/01/23		03/01/2023	Paydown		2,363	2,363	2,461	2,368	0	(4)	0	(4)	0	2,363	0	0	0	16	06/01/2023	1.A
..31416M-WI-2	FNMA FN AA4266 4.500% 05/01/24		03/01/2023	Paydown		4,194	4,194	4,296	4,208	0	(14)	0	(14)	0	4,194	0	0	0	31	05/01/2024	1.A
..31416R-VA-8	FNMA FN AA7808 4.000% 08/01/24		03/01/2023	Paydown		22,771	22,771	22,702	22,709	0	62	0	62	0	22,771	0	0	0	149	08/01/2024	1.A
..31417C-QF-5	FN FN AB5853 3.000% 08/01/32		03/01/2023	Paydown		63,471	63,471	63,054	63,129	0	342	0	342	0	63,471	0	0	0	345	08/01/2032	1.A
..31417K-ZN-0	FNMA FN AC1648 4.000% 09/01/24		03/01/2023	Paydown		38,560	38,560	38,524	38,474	0	86	0	86	0	38,560	0	0	0	309	09/01/2024	1.A
..31417V-RS-4	FNMA FN AC8596 4.000% 01/01/25		03/01/2023	Paydown		39,713	39,713	40,142	39,778	0	(66)	0	(66)	0	39,713	0	0	0	260	01/01/2025	1.A
..31417Y-E3-7	FNMA FN MA0153 4.500% 08/01/24		03/01/2023	Paydown		9,696	9,696	9,975	9,738	0	(42)	0	(42)	0	9,696	0	0	0	72	08/01/2024	1.A
..92812U-M2-1	VASHSG 2013-C A 4.250% 10/25/43		02/01/2023	Redemption 100.0000		33,951	33,951	33,951	33,951	0	0	0	0	0	33,951	0	0	0	160	10/25/2043	1.A FE
0909999999	Subtotal - Bonds - U.S. Special Revenues					1,830,469	1,830,469	1,854,802	1,845,040	0	(14,578)	0	(14,578)	0	1,830,469	0	0	0	12,692	XXX	XXX
..02148J-AD-9	CWALT 2006-39CB 1A4 6.000% 01/25/37		03/01/2023	Paydown		8,586	10,826	9,160	8,238	0	347	0	347	0	8,586	0	0	0	83	01/25/2037	1.A FM
..02660T-ER-0	AHM 2005-2 5A1 5.064% 09/25/35		03/01/2023	Paydown		2,017	2,017	1,850	1,850	0	168	0	168	0	2,017	0	0	0	11	09/25/2035	1.A FM
..02665U-AA-3	AHAR 2014-SFR2 A 3.786% 10/17/36		03/01/2023	Paydown		12,305	12,305	12,125	12,149	0	157	0	157	0	12,305	0	0	0	83	10/17/2036	1.A FE
..02666A-AG-3	AHAR 2015-SFR1 XS 0.000% 04/17/52		03/01/2023	Paydown		0	0	0	0	0	0	0	0	0	0	0	0	0	0	04/17/2052	6. *
..02666B-AA-4	AHAR 2015-SFR2 A 3.732% 10/17/52		03/01/2023	Paydown		133,461	133,461	130,500	130,876	0	2,585	0	2,585	0	133,461	0	0	0	867	10/17/2052	1.A FE
..02666B-AG-1	AHAR 2015-SFR2 XS 0.000% 10/17/52		03/01/2023	Paydown		0	0	0	0	0	0	0	0	0	0	0	0	0	0	10/17/2052	6. *
..03027W-AJ-1	AMETOW 3.070% 03/15/23		03/15/2023	Maturity		2,680,000	2,680,000	2,630,206	2,671,997	0	8,003	0	8,003	0	2,680,000	0	0	0	20,569	03/15/2023	1.A FE
..05574L-FY-9	BNP PARIBAS 3.250% 03/03/23		03/03/2023	Maturity		400,000	400,000	398,172	398,871	0	1,129	0	1,129	0	400,000	0	0	0	6,500	03/03/2023	1.D FE
..05946X-E7-4	BAFC 2005-5 2A1 5.500% 09/25/35		03/01/2023	Paydown		34,582	34,582	34,469	34,462	0	120	0	120	0	34,582	0	0	0	317	09/25/2035	1.C FM

STATEMENT AS OF MARCH 31, 2023 OF THE The Western and Southern Life Insurance Company

SCHEDULE D - PART 4

Show All Long-Term Bonds and Stock Sold, Redeemed or Otherwise Disposed of During the Current Quarter

1	2		3	4	5	6	7	8	9	10	Change In Book/Adjusted Carrying Value					16	17	18	19	20	21	22
											11	12	13	14	15							
CUSIP Ident- ification	Description		For- eign	Disposal Date	Name of Purchaser	Number of Shares of Stock	Consid- eration	Par Value	Actual Cost	Prior Year Book/ Adjusted Carrying Value	Unrealized Valuation Increase/ (Decrease)	Current Year's (Amor- tization)/ Accretion	Current Year's Other Than Temporary Impairment Recogn- ized	Total Change in Book/ Adjusted Carrying Value (11 + 12 - 13)	Total Foreign Exchange Change in Book /Adjusted Carrying Value	Book/ Adjusted Carrying Value at Disposal Date	Foreign Exchange Gain (Loss) on Disposal	Realized Gain (Loss) on Disposal	Total Gain (Loss) on Disposal	Bond Interest/ Stock Dividends Received During Year	Stated Con- tractual Maturity Date	NAIC Desig- nation, NAIC Desig- nation Modifier and SVO Admini- strative Symbol
..05946X-S6-1	BAFC 2005-7 3A1	5.750% 11/25/35		03/01/2023	Paydown		28,657	28,657	28,420	28,536	0	121	0	121	0	28,657	0	0	0	384	11/25/2035	1.A FM
..05946X-U9-2	BAFC 2005-7 4A3	5.750% 11/25/35		03/01/2023	Paydown		93,114	93,114	91,172	92,208	0	907	0	907	0	93,114	0	0	0	1,128	11/25/2035	1.A FM
..05946X-ZZ-9	BAFC 2005-4 2A1	5.500% 08/25/35		03/01/2023	Paydown		25,011	25,011	23,799	24,415	0	596	0	596	0	25,011	0	0	0	127	08/25/2035	1.A FM
..059515-BF-2	BAFC 2007-3 XA2	5.500% 09/25/34		03/01/2023	Paydown		5,532	5,816	4,869	5,089	0	443	0	443	0	5,532	0	0	0	54	09/25/2034	1.A FM
..1248MG-AX-2	CBASS 2007-CB1 AF1B	3.130% 01/25/37		03/01/2023	Paydown		6,188	6,188	3,620	1,569	0	4,619	0	4,619	0	6,188	0	0	0	11	01/25/2037	1.A FM
..12653T-AA-9	CSMC 2018-J1 A1	3.500% 02/25/48		03/01/2023	Paydown		53,986	53,986	52,729	53,113	0	873	0	873	0	53,986	0	0	0	319	02/25/2048	1.A
..12658P-AA-2	CP CANYONS WIFH	4.390% 09/01/61		02/14/2023	STERN		3,400,000	3,400,000	3,400,000	3,400,000	0	0	0	0	0	3,400,000	0	0	0	30,261	09/01/2061	1.B FE
..12667G-AH-6	CWALT 2005-13CB A8	5.500% 05/25/35		03/01/2023	Paydown		6,263	6,198	5,602	5,601	0	661	0	661	0	6,263	0	0	0	53	05/25/2035	1.A FM
..12667G-PV-9	CWALT 2005-20CB 1A3	5.500% 07/25/35		03/01/2023	Paydown		12,689	20,658	18,687	15,795	0	(3,106)	0	(3,106)	0	12,689	0	0	0	211	07/25/2035	1.A FM
..12667G-PW-7	CWALT 2005-20CB 1A4	5.500% 07/25/35		03/01/2023	Paydown		60,510	98,515	93,668	78,660	0	(18,150)	0	(18,150)	0	60,510	0	0	0	1,008	07/25/2035	1.A FM
..12667G-XD-0	CWALT 2005-28CB 2A4	5.750% 08/25/35		03/01/2023	Paydown		20,060	21,279	18,550	15,519	0	4,541	0	4,541	0	20,060	0	0	0	149	08/25/2035	1.A FM
..12668A-AL-9	CWALT 2005-47CB A11	5.500% 10/25/35		03/01/2023	Paydown		40,142	53,947	45,363	33,565	0	6,577	0	6,577	0	40,142	0	0	0	564	10/25/2035	1.A FM
..12668A-NW-1	CWALT 2005-54CB 1A4	5.500% 11/25/35		03/01/2023	Paydown		6,217	4,718	3,749	4,419	0	2,469	0	2,469	0	6,217	0	0	0	40	11/25/2035	1.A FM
..12668B-YF-4	CWALT 2006-7CB 1A14	6.000% 05/25/36		03/01/2023	Paydown		3,999	10,890	8,844	5,447	0	(1,448)	0	(1,448)	0	3,999	0	0	0	92	05/25/2036	1.A FM
..126694-JX-7	CWHL 2005-24 A7	5.500% 11/25/35		03/01/2023	Paydown		1,778	1,781	1,507	1,096	0	682	0	682	0	1,778	0	0	0	16	11/25/2035	1.A FM
..15189M-AA-2	CENTERPOINT	5.471% 03/02/23		03/02/2023	Maturity		496,000	496,000	496,000	496,000	0	0	0	0	0	496,000	0	0	0	6,545	03/02/2023	1.G FE
..17309A-AD-1	CWALT 2006-A1 1A4	5.750% 04/25/36		03/01/2023	Paydown		31,624	35,058	32,294	34,095	0	(2,471)	0	(2,471)	0	31,624	0	0	0	314	04/25/2036	2.A FM
..17312H-AE-9	CRMSI 2007-2 A5	4.988% 06/25/37		03/01/2023	Paydown		45,119	45,119	45,118	44,665	0	454	0	454	0	45,119	0	0	0	342	06/25/2037	1.A FM
..17322N-AA-2	CMLTI 2014-J1 A1	3.500% 06/25/44		03/01/2023	Paydown		6,946	6,946	7,022	6,976	0	(30)	0	(30)	0	6,946	0	0	0	38	06/25/2044	1.A FM
..225458-PR-3	CSFB 2005-4 2A4	5.500% 06/25/35		03/01/2023	Paydown		4,649	4,660	4,378	3,579	0	1,069	0	1,069	0	4,649	0	0	0	42	06/25/2035	1.A FM
..225470-VY-6	CSMC 2006-1 4A9	5.500% 02/25/36		03/01/2023	Paydown		93	93	90	94	0	(1)	0	(1)	0	93	0	0	0	1	02/25/2036	2.C FM
..233851-BW-3	DAIMLER FINANCE NA LLC	3.300% 05/19/25		03/15/2023	TD SECURITIES		966,230	1,000,000	997,970	999,430	0	40	0	40	0	999,470	0	(33,240)	(33,240)	10,817	05/19/2025	1.G FE
..251510-ML-4	DBALT 2006-AB1 A3	5.870% 02/25/36		03/01/2023	Paydown		28,607	28,607	26,161	26,353	0	2,254	0	2,254	0	28,607	0	0	0	288	02/25/2036	1.A FM
..25746U-DC-0	DOMINION RESOURCES	2.450% 01/15/23		01/15/2023	Maturity		2,248,000	2,248,000	2,238,289	2,247,035	0	965	0	965	0	2,248,000	0	0	0	27,538	01/15/2023	2.B FE
..29278N-AL-7	ENERGY TRANSFER PARTNERS	4.250% 03/15/23		03/15/2023	Maturity		2,900,000	2,900,000	2,885,674	2,891,997	0	8,003	0	8,003	0	2,900,000	0	0	0	61,625	03/15/2023	2.C FE
..30166A-AC-8	Exeter Automobil20213A	ables 2021-3A A3		01/01/2023	BARCLAYS		0	0	0	0	0	(72)	0	(72)	0	(72)	0	72	72	0	02/18/2025	1.A FE
..31620M-BP-0	FIDELITY NATIONAL INFORM	0.375% 03/01/23		03/01/2023	Maturity		1,500,000	1,500,000	1,495,140	1,495,140	0	4,860	0	4,860	0	1,500,000	0	0	0	2,813	03/01/2023	2.B FE
..361856-DX-2	GMAC MORTGAGE CORP LOAN TRUST	2004-HE5 A5		03/01/2023	Paydown		38,175	38,175	39,096	39,081	0	(906)	0	(906)	0	38,175	0	0	0	387	09/25/2034	1.A FM
..3622MW-AH-6	GSR 2007-3F 2A7	5.750% 05/25/37		03/01/2023	Paydown		10,624	10,996	10,475	11,047	0	(424)	0	(424)	0	10,624	0	0	0	144	05/25/2037	4.B FM
..362334-CZ-5	GSR 2006-2F 2A13	5.750% 02/25/36		03/01/2023	Paydown		1,159	2,137	2,078	2,002	0	(842)	0	(842)	0	1,159	0	0	0	24	02/25/2036	3.B FM
..362341-MR-7	GSAMP 2005-7F 2A6	5.500% 09/25/35		03/01/2023	Paydown		13,815	13,815	13,544	13,544	0	271	0	271	0	13,815	0	0	0	78	09/25/2035	1.A FM
..36255X-AC-7	GLS Auto Receiva20183A	st 2018-3A C 4.180%		02/15/2023	Paydown		1,305,757	1,305,757	1,324,316	1,308,557	0	(2,801)	0	(2,801)	0	1,305,757	0	0	0	6,713	07/15/2024	1.A FE
..36258X-AB-6	GCAR 2020-1A B	2.430% 11/15/24		01/15/2023	Paydown		540,511	540,511	544,058	540,794	0	(283)	0	(283)	0	540,511	0	0	0	1,095	11/15/2024	1.A FE
..37045V-AE-0	GENERAL MOTORS CO	4.875% 10/02/23		03/01/2023	Call	100.0000	3,000,000	3,000,000	3,000,000	3,000,000	0	0	0	0	0	3,000,000	0	0	0	60,531	10/02/2023	2.C FE
..38141G-WU-4	GOLDMAN SACHS GROUP INC	5.708% 02/23/23		02/23/2023	Maturity		2,000,000	2,000,000	2,000,746	2,000,746	0	(746)	0	(746)	0	2,000,000	0	0	0	27,814	02/23/2023	1.F FE
..45660L-2V-0	RAST 2005-A16 A3	6.000% 02/25/36		01/01/2023	Paydown		0	(1,092)	(898)	(520)	0	520	0	520	0	0	0	0	0	0	02/25/2036	1.A FM
..46412R-AD-7	IRIHE 2007-1 2A3	6.650% 08/25/37		03/01/2023	Paydown		79,602	79,602	56,516	57,882	0	21,720	0	21,720	0	79,602	0	0	0	828	08/25/2037	1.A FM
..46617T-AA-2	HENDR 2014-1A A	3.960% 03/15/63		03/15/2023	Paydown		38,956	38,934	38,939	38,956	0	17	0	17	0	38,956	0	0	0	25	03/15/2063	1.A FE
..466247-JU-8	JPMIT 2004-S2 4A4	5.500% 11/25/34		03/01/2023	Paydown		5,981	5,981	5,440	5,409	0	572	0	572	0	5,981	0	0	0	55	11/25/2034	1.A FM
..46628S-AH-6	JPMAC 2006-WF1 A5	4.584% 07/25/36		03/01/2023	Paydown		15,775	15,775	8,801	4,979	0	10,796	0	10,796	0	15,775	0	0	0	26	07/25/2036	1.A FM
..46628S-AJ-2	JPMAC 2006-WF1 A6	6.000% 07/25/36		03/01/2023	Paydown		8,694	8,694	5,001	2,812	0	5,882	0	5,882	0	8,694	0	0	0	17	07/25/2036	1.A FM
..52521H-AJ-2	LMT 2006-9 1A9	5.750% 01/25/37		03/01/2023	Paydown		6,551	7,739	6,386	5,711	0	840	0	840	0	6,551	0	0	0	79	01/25/2037	3.C FM
..52523K-AJ-3	LXS 2006-17 WF5	6.637% 12/25/42		02/01/2023	Paydown		230	3,118	2,451	2,910	0	(2,681)	0	(2,681)	0	230	0	0	0	13	12/25/2042	3.A FM

STATEMENT AS OF MARCH 31, 2023 OF THE The Western and Southern Life Insurance Company

SCHEDULE D - PART 4

Show All Long-Term Bonds and Stock Sold, Redeemed or Otherwise Disposed of During the Current Quarter

1	2	3	4	5	6	7	8	9	10	Change In Book/Adjusted Carrying Value					16	17	18	19	20	21	22
										11	12	13	14	15							
CUSIP Ident-ification	Description	For-ign	Disposal Date	Name of Purchaser	Number of Shares of Stock	Consid-eration	Par Value	Actual Cost	Prior Year Book/ Adjusted Carrying Value	Unrealized Valuation Increase/ (Decrease)	Current Year's (Amor-tization)/ Accretion	Current Year's Other Than Temporary Impairment Recogn-ized	Total Change in Book/ Adjusted Carrying Value (11 + 12 - 13)	Total Foreign Exchange Change in Book /Adjusted Carrying Value	Book/ Adjusted Carrying Value at Disposal Date	Foreign Exchange Gain (Loss) on Disposal	Realized Gain (Loss) on Disposal	Total Gain (Loss) on Disposal	Bond Interest/ Stock Dividends Received During Year	Stated Con-tractual Maturity Date	NAIC Desig-nation, NAIC Desig-nation Modifier and SVO Admini-strative Symbol
..59217G-EE-5	MET LIFE GLOB 1.950% 01/13/23 .....	.....	01/13/2023	Maturity .....	.....	2,000,000	2,000,000	1,988,460	1,998,748	.....0	.....1,252	.....0	1,252	.....0	2,000,000	.....0	.....0	.....0	19,500	01/13/2023	1.D FE ....
..61749E-AF-4	MORGAN STANLEY 2006-12XS A5A 1.230% 10/25/36 .....	.....	03/01/2023	Paydown .....	.....	10,923	10,923	6,042	3,911	.....0	.....7,012	.....0	7,012	.....0	10,923	.....0	.....0	.....0	11	10/25/2036	1.A FM ....
..61752R-AL-6	MSM 2007-3XS 2A5 6.207% 01/25/47 .....	.....	03/01/2023	Paydown .....	.....	2,405	2,405	766	766	.....0	.....1,639	.....0	1,639	.....0	2,405	.....0	.....0	.....0	8	01/25/2047	1.A FM ....
..628530-AV-9	MYLAN LABORATORIES INC 3.125% 01/15/23 .....	.....	01/15/2023	Maturity .....	.....	1,923,000	1,923,000	1,921,169	1,921,575	.....0	.....1,425	.....0	1,425	.....0	1,923,000	.....0	.....0	.....0	30,047	01/15/2023	2.C FE ....
..62942K-AA-4	NPMT 2013-1 A1 3.228% 07/25/43 .....	.....	03/01/2023	Paydown .....	.....	25,374	25,374	24,740	25,031	.....0	.....343	.....0	343	.....0	25,374	.....0	.....0	.....0	137	07/25/2043	1.A ....
..648684-AA-6	NEW SEASONS LLC 3.890% 04/01/62 .....	.....	01/20/2023	Call 100.0000 .....	.....	2,095,000	2,095,000	2,095,000	2,095,000	.....0	.....0	.....0	0	.....0	2,095,000	.....0	.....0	.....0	12,197	04/01/2062	1.B FE ....
..649090-AA-7	NEW VILLAS ZIONSVILLE 4.400% 05/01/62 .....	.....	01/19/2023	Call 100.0000 .....	.....	1,300,000	1,300,000	1,300,000	1,300,000	.....0	.....0	.....0	0	.....0	1,300,000	.....0	.....0	.....0	7,412	05/01/2062	1.B FE ....
..65339K-BU-3	NEXTERA ENERGY CAPITAL 0.650% 03/01/23 .....	.....	03/01/2023	Maturity .....	.....	1,956,000	1,956,000	1,922,728	1,945,643	.....0	.....10,357	.....0	10,357	.....0	1,956,000	.....0	.....0	.....0	6,357	03/01/2023	2.A FE ....
..65538P-AF-5	NAA 2007-1 1A5 6.347% 03/25/47 .....	.....	03/01/2023	Paydown .....	.....	52,724	52,724	43,845	42,135	.....0	.....10,590	.....0	10,590	.....0	52,724	.....0	.....0	.....0	404	03/25/2047	1.A FM ....
..701094-AJ-3	PARKER HANNIFIN 3.250% 03/01/27 .....	.....	01/26/2023	SUMRIDGE PARTNERS .....	.....	4,756,400	5,000,000	4,836,800	4,916,545	.....0	.....1,552	.....0	1,552	.....0	4,918,097	.....0	.....(161,697)	.....(161,697)	67,257	03/01/2027	2.A FE ....
..74922E-AF-6	RALI 2006-QS6 1A6 6.250% 06/25/36 .....	.....	03/01/2023	Paydown .....	.....	701	1,496	1,252	1,280	.....0	.....(579)	.....0	(579)	.....0	701	.....0	.....0	.....0	19	06/25/2036	3.B FM ....
..761118-MD-7	RALI 2005-QS16 A4 5.750% 11/25/35 .....	.....	03/01/2023	Paydown .....	.....	34,426	44,837	40,589	40,798	.....0	.....(6,373)	.....0	(6,373)	.....0	34,426	.....0	.....0	.....0	391	11/25/2035	2.A FM ....
..761118-XQ-6	RALI 2006-QS3 1A12 6.000% 03/25/36 .....	.....	03/01/2023	Paydown .....	.....	3,076	4,068	3,353	3,644	.....0	.....(568)	.....0	(568)	.....0	3,076	.....0	.....0	.....0	42	03/25/2036	2.C FM ....
..76112H-AD-9	RAST 2006-A9CB A4 6.000% 09/25/36 .....	.....	03/01/2023	Paydown .....	.....	22,387	15,546	22,390	7,783	.....0	.....14,604	.....0	14,604	.....0	22,387	.....0	.....0	.....0	99	09/25/2036	1.A FM ....
..78015K-7D-0	ROYAL BANK OF CANADA 1.950% 01/17/23 .....	.....	01/17/2023	Maturity .....	.....	1,000,000	1,000,000	994,060	998,824	.....0	.....1,176	.....0	1,176	.....0	1,000,000	.....0	.....0	.....0	9,750	01/17/2023	1.E FE ....
..80285R-AF-5	Santander Drive 2020 elvabl 2020-2 C 1.460% 09/15/25 .....	.....	03/15/2023	Paydown .....	.....	1,138,213	1,138,213	1,141,592	1,138,736	.....0	.....(523)	.....0	(523)	.....0	1,138,213	.....0	.....0	.....0	2,719	09/15/2025	1.A FE ....
..81745D-AE-1	SEMT 2013-9 A1 3.500% 07/25/43 .....	.....	03/01/2023	Paydown .....	.....	6,598	6,598	6,484	6,540	.....0	.....58	.....0	58	.....0	6,598	.....0	.....0	.....0	39	07/25/2043	1.A ....
..817826-AB-6	7-ELEVEN INC 0.800% 02/10/24 .....	.....	01/26/2023	CITIGROUP GLOBAL MKTS .....	.....	9,553,700	10,000,000	9,611,800	9,764,878	.....0	.....16,862	.....0	16,862	.....0	9,781,740	.....0	.....(228,040)	.....(228,040)	37,778	02/10/2024	2.B FE ....
..855244-AN-9	STARBUCKS CORP 3.100% 03/01/23 .....	.....	03/01/2023	Maturity .....	.....	1,800,000	1,800,000	1,791,972	1,794,589	.....0	.....5,411	.....0	5,411	.....0	1,800,000	.....0	.....0	.....0	27,900	03/01/2023	2.A FE ....
..863579-AM-0	SARM 2004-12 1A2 4.314% 09/25/34 .....	.....	03/01/2023	Paydown .....	.....	12,877	12,877	11,372	12,322	.....0	.....555	.....0	555	.....0	12,877	.....0	.....0	.....0	54	09/25/2034	1.A FM ....
..863579-CB-2	SARM 2004-14 1A 4.091% 10/25/34 .....	.....	03/01/2023	Paydown .....	.....	20,631	20,631	17,621	20,205	.....0	.....426	.....0	426	.....0	20,631	.....0	.....0	.....0	104	10/25/2034	1.A FM ....
..88576X-AA-4	HENDR 2010-1A A 5.560% 07/15/59 .....	.....	02/09/2023	BANK of AMERICA SEC .....	.....	775,383	779,922	893,925	824,724	.....0	.....(1,148)	.....0	(1,148)	.....0	823,576	.....0	.....(48,193)	.....(48,193)	6,986	07/15/2059	1.A FE ....
..88576X-AA-4	HENDR 2010-1A A 5.560% 07/15/59 .....	.....	01/15/2023	Paydown .....	.....	16,855	16,855	19,318	17,823	.....0	.....(968)	.....0	(968)	.....0	16,855	.....0	.....0	.....0	78	07/15/2059	1.A FE ....
..93934F-BL-5	WMALT 2005-7 2CB1 5.500% 08/25/35 .....	.....	03/01/2023	Paydown .....	.....	5,639	5,851	5,607	5,576	.....0	.....63	.....0	63	.....0	5,639	.....0	.....0	.....0	53	08/25/2035	1.A FM ....
..949831-AA-9	WFMS 2019-3 A1 3.500% 07/25/49 .....	.....	03/01/2023	Paydown .....	.....	8,103	8,103	8,217	8,142	.....0	.....(39)	.....0	(39)	.....0	8,103	.....0	.....0	.....0	47	07/25/2049	1.A ....
..98978V-AB-9	ZOETIS INC 3.250% 02/01/23 .....	.....	02/01/2023	Maturity .....	.....	1,600,000	1,600,000	1,616,400	1,600,000	.....0	.....0	.....0	0	.....0	1,600,000	.....0	.....0	.....0	26,000	02/01/2023	2.A FE ....
..75405U-AA-4	RAS LAFFAN LNG III 5.838% 09/30/27 .....	D.....	03/31/2023	Redemption 100.0000 .....	.....	54,640	54,640	54,640	54,640	.....0	.....0	.....0	0	.....0	54,640	.....0	.....0	.....0	1,595	09/30/2027	1.D FE ....
1109999999. Subtotal - Bonds - Industrial and Miscellaneous (Unaffiliated)						52,503,250	53,320,503	52,675,716	46,356,034	0	122,427	0	122,427	0	52,974,348	0	(471,098)	(471,098)	528,245	XXX	XXX
2509999997. Total - Bonds - Part 4						54,646,269	55,463,522	54,840,557	48,513,854	0	107,614	0	107,614	0	55,117,367	0	(471,098)	(471,098)	544,454	XXX	XXX
2509999998. Total - Bonds - Part 5						XXX	XXX	XXX	XXX	XXX	XXX	XXX	XXX	XXX	XXX	XXX	XXX	XXX	XXX	XXX	XXX
2509999999. Total - Bonds						54,646,269	55,463,522	54,840,557	48,513,854	0	107,614	0	107,614	0	55,117,367	0	(471,098)	(471,098)	544,454	XXX	XXX
4509999997. Total - Preferred Stocks - Part 4						0	XXX	0	0	0	0	0	0	0	0	0	0	0	0	XXX	XXX
4509999998. Total - Preferred Stocks - Part 5						XXX	XXX	XXX	XXX	XXX	XXX	XXX	XXX	XXX	XXX	XXX	XXX	XXX	XXX	XXX	XXX
4509999999. Total - Preferred Stocks						0	XXX	0	0	0	0	0	0	0	0	0	0	0	0	XXX	XXX
..02079K-10-7	ALPHABET CLASS C .....	.....	02/02/2023	Keefe Bruyette & Woods Eq .....	.....	1,887,000	204,161	108,466	167,434	.....(58,968)	.....0	.....0	(58,968)	.....0	108,466	.....0	.....95,695	.....95,695	0	.....	.....
..02079K-30-5	ALPHABET CLASS A .....	.....	02/01/2023	S. G. COWEN SECURITIES CORP. ....	.....	4,634,000	458,623	72,096	408,858	.....(336,762)	.....0	.....0	(336,762)	.....0	72,096	.....0	.....386,527	.....386,527	0	.....	.....
..02215L-20-9	ALTUS MIDSTREAM CO -A COMMON .....	.....	03/16/2023	Various .....	.....	13,400,000	397,412	450,102	443,272	.....6,830	.....0	.....0	6,830	.....0	450,102	.....0	.....(52,690)	.....(52,690)	10,050	.....	.....
..03676B-10-2	ANTERO MIDSTREAM CORP .....	.....	02/27/2023	Various S. G. COWEN SECURITIES .....	.....	82,700,000	881,027	873,347	892,333	.....(18,986)	.....0	.....0	(18,986)	.....0	873,347	.....0	.....7,680	.....7,680	18,608	.....	.....
..037833-10-0	APPLE INC .....	.....	02/01/2023	CORP. ....	.....	5,340,000	764,808	107,180	693,826	.....(586,646)	.....0	.....0	(586,646)	.....0	107,180	.....0	.....657,628	.....657,628	0	.....	.....
..084670-70-2	BERKSHIRE HATHAWAY INC DEL CL B .....	.....	02/01/2023	Various .....	.....	1,475,000	455,883	384,626	455,628	.....(71,002)	.....0	.....0	(71,002)	.....0	384,626	.....0	.....71,257	.....71,257	0	.....	.....

STATEMENT AS OF MARCH 31, 2023 OF THE The Western and Southern Life Insurance Company

SCHEDULE D - PART 4

Show All Long-Term Bonds and Stock Sold, Redeemed or Otherwise Disposed of During the Current Quarter

1	2	3	4	5	6	7	8	9	10	Change In Book/Adjusted Carrying Value					16	17	18	19	20	21	22
										11	12	13	14	15							
CUSIP Identification	Description	For- eign	Disposal Date	Name of Purchaser	Number of Shares of Stock	Consid- eration	Par Value	Actual Cost	Prior Year Book/ Adjusted Carrying Value	Unrealized Valuation Increase/ (Decrease)	Current Year's (Amor- tization)/ Accretion	Current Year's Other Than Temporary Impairment Recog- nized	Total Change in Book/ Adjusted Carrying Value (11 + 12 - 13)	Total Foreign Exchange Change in Book /Adjusted Carrying Value	Book/ Adjusted Carrying Value at Disposal Date	Foreign Exchange Gain (Loss) on Disposal	Realized Gain (Loss) on Disposal	Total Gain (Loss) on Disposal	Bond Interest/ Stock Dividends Received During Year	Stated Con- tractual Maturity Date	NAIC Desig- nation, NAIC Desig- nation Modifier and SVO Admini- strative Symbol
..110122-10-8	BRISTOL-MYERS SQUIBB .....	.....	02/01/2023	S. G. COWEN SECURITIES CORP.	4,247,000	302,413		252,346	305,572	(53,226)	0	0	(53,226)	0	252,346	0	50,067	50,067	2,421		
..16411R-20-8	CHENIERE ENERGY INC .....	.....	02/23/2023	STIFEL NICOLAUS & CO-EQ	1,100,000	176,977		116,603	164,956	(48,353)	0	0	(48,353)	0	116,603	0	60,374	60,374	435		
..166764-10-0	CHEVRON CORPORATION .....	.....	02/03/2023	WSLAC ALM OTHER .....	10,539,000	1,781,196		998,624	1,891,645	(893,021)	0	0	(893,021)	0	998,624	0	782,572	782,572	0		
..172062-10-1	CINCINNATI FINANCIAL .....	.....	02/23/2023	Various	400,930,000	49,999,980		1,930,273	41,051,223	(39,120,950)	0	0	(39,120,950)	0	1,930,273	0	48,069,708	48,069,708	276,642		
..244199-10-5	DEERE & COMPANY .....	.....	03/31/2023	Various	1,311,000	539,466		179,182	562,104	(382,922)	0	0	(382,922)	0	179,182	0	360,284	360,284	1,573		
..24664T-10-3	DELEK LOGISTICS PARTNERS LP LIMITED PARTNERS	.....	02/28/2023	S. G. COWEN SECURITIES CORP.	1,100,000	56,257		49,847	0	0	0	0	0	0	49,847	0	6,410	6,410	1,122		
..29273V-10-0	ENERGY TRANSFER EQUITY LP .....	.....	03/24/2023	Various	22,500,000	262,811		245,674	267,075	(21,401)	0	0	(21,401)	0	245,674	0	17,137	17,137	6,863		
..29336T-10-0	ENLINK MIDSTREAM LLC .....	.....	03/17/2023	Various	51,500,000	613,736		611,958	633,450	(21,492)	0	0	(21,492)	0	611,958	0	1,177	1,177	3,313		
..293792-10-7	ENTERPRISE PRODUCTS PARTNERS .....	.....	03/20/2023	RBC/DAIN	1,800,000	45,432		45,243	43,416	1,827	0	0	1,827	0	45,243	0	188	188	882		
..30231G-10-2	EXXON MOBIL CORP .....	.....	02/03/2023	WSLAC ALM OTHER Keefe Bruyette & Woods	20,837,000	2,316,033		1,001,530	2,298,321	(1,296,791)	0	0	(1,296,791)	0	1,001,530	0	1,314,502	1,314,502	0		
..30303M-10-2	Meta Platforms, Inc .....	.....	02/01/2023	Eq	1,021,000	153,332		121,938	122,867	(929)	0	0	(929)	0	121,938	0	31,394	31,394	0		
..316773-10-0	FIFTH THIRD BANCORP .....	.....	03/24/2023	NILIC CORE CLASSIC	1,183,899,000	30,000,001		24,536,598	38,843,726	(14,307,128)	0	0	(14,307,128)	0	24,536,598	0	5,463,403	5,463,403	390,687		
..371927-10-4	GENESIS ENERGY L.P. ....	.....	03/15/2023	RBC/DAIN	8,000,000	90,959		87,363	81,680	5,683	0	0	5,683	0	87,363	0	3,596	3,596	1,200		
..38141G-10-4	GOLDMAN SACHS GROUP INC .....	.....	02/03/2023	WSLAC ALM OTHER .....	5,220,000	1,928,633		997,762	1,792,444	(794,682)	0	0	(794,682)	0	997,762	0	930,872	930,872	0		
..428103-10-5	HESS MIDSTREAM LP - CLASS A COMMON	.....	03/21/2023	Various	12,300,000	355,033		328,962	368,016	(39,054)	0	0	(39,054)	0	328,962	0	26,071	26,071	4,728		
..43300A-20-3	HILTON WORLDWIDE HOLDINGS IN HOLLY ENERGY PARTNERS LP MASTER LIMITED PARTNER	.....	02/01/2023	Various	2,643,000	378,254		215,424	333,969	(118,545)	0	0	(118,545)	0	215,424	0	162,830	162,830	0		
..435763-10-7	JP MORGAN CHASE & CO .....	.....	03/24/2023	RBC/DAIN	1,000,000	16,961		20,276	18,120	2,156	0	0	2,156	0	20,276	0	(3,315)	(3,315)	350		
..46625H-10-0	MPLX LP LIMITED PARTNERS	.....	02/03/2023	WSLAC ALM OTHER .....	9,308,000	1,293,254		999,005	1,248,203	(249,198)	0	0	(249,198)	0	999,005	0	294,248	294,248	9,308		
..55336V-10-0	MATADOR RESOURCES CO COMMON	.....	03/24/2023	RBC/DAIN	5,400,000	179,998		173,884	177,336	(3,452)	0	0	(3,452)	0	173,884	0	6,114	6,114	4,185		
..576485-20-5	MICROSOFT CORP .....	.....	01/09/2023	S. C. BERNSTEIN Keefe Bruyette & Woods	3,200,000	182,796		227,312	183,168	44,144	0	0	44,144	0	227,312	0	(44,516)	(44,516)	0		
..594918-10-4	NETFLIX INC .....	.....	01/24/2023	Eq	1,551,000	374,779		62,882	371,961	(309,079)	0	0	(309,079)	0	62,882	0	311,898	311,898	0		
..64110L-10-6	NEXTDECADE CORP COMMON	.....	01/19/2023	VIRTU FINANCIAL	550,000	174,389		282,883	162,184	120,699	0	0	120,699	0	282,883	0	(108,493)	(108,493)	0		
..65342K-10-5	NUSTAR ENERGY LP .....	.....	02/22/2023	HEIGHT SECURITIES	11,500,000	75,916		78,752	56,810	21,942	0	0	21,942	0	78,752	0	(2,837)	(2,837)	0		
..67058H-10-2	NUVASIVE INC .....	.....	03/22/2023	RBC/DAIN	16,000,000	245,780		259,931	256,000	3,931	0	0	3,931	0	259,931	0	(14,151)	(14,151)	6,400		
..670704-10-5	ONEOK INC .....	.....	03/30/2023	VIRTU FINANCIAL	5,550,000	213,475		228,882	266,652	37,770	0	0	37,770	0	266,652	0	(53,177)	(53,177)	0		
..682680-10-3	ONTO INNOVATION INC ONTO	.....	03/29/2023	Various	24,500,000	1,593,553		1,576,792	1,609,650	(32,858)	0	0	(32,858)	0	1,576,792	0	16,761	16,761	21,965		
..683344-10-5	PLAINS GP HOLDINGS LP-CL A	.....	01/27/2023	VIRTU FINANCIAL	3,300,000	259,219		169,354	224,697	(55,343)	0	0	(55,343)	0	169,354	0	89,865	89,865	0		
..72651A-20-7	RAYTHEON CO RAYTHEON	.....	03/20/2023	Various	15,000,000	184,773		186,600	184,994	(1,606)	0	0	(1,606)	0	184,994	0	(221)	(221)	4,013		
..75513E-10-1	TARGA RESOURCES CORP .....	.....	02/01/2023	S. G. COWEN SECURITIES CORP.	3,870,000	379,806		229,025	390,560	(161,536)	0	0	(161,536)	0	229,025	0	150,782	150,782	0		
..87612G-10-1	TELLURIAN INC .....	.....	03/27/2023	Various	9,500,000	676,724		705,931	602,700	5,133	0	0	5,133	0	705,931	0	(29,207)	(29,207)	3,325		
..87968A-10-4	TIDEWATER INC .....	.....	02/16/2023	Various	160,000,000	248,314		759,260	268,800	490,460	0	0	490,460	0	759,260	0	(510,946)	(510,946)	0		
..88642R-10-9	UNITEDHEALTH GROUP INC .....	.....	01/27/2023	Morgan Stanley	42,506,000	1,830,233		1,566,346	1,566,346	(1,112,807)	0	0	(1,112,807)	0	1,566,346	0	1,376,694	1,376,694	0		
..91324P-10-2	VIVINT SMART HOME INC COMMON	.....	01/12/2023	VIRTU FINANCIAL	150,000	74,546		45,111	79,527	(34,416)	0	0	(34,416)	0	45,111	0	29,435	29,435	0		
..928542-10-9	WESTERN GAS EQUITY PARTNERS LIMITED PARTNERS	.....	03/13/2023	TENDER OFFER	6,663,000	79,956		79,023	79,290	(267)	0	0	(267)	0	79,023	0	933	933	0		
..958669-10-3	WILLIAMS COS INC .....	.....	03/21/2023	RBC/DAIN	5,000,000	131,114		126,536	134,250	(7,714)	0	0	(7,714)	0	126,536	0	4,578	4,578	2,500		
..969457-10-0	PIERIDAE ENERGY LTD	.....	01/31/2023	Various	2,000,000	63,074		65,154	65,800	(646)	0	0	(646)	0	65,154	0	(2,080)	(2,080)	0		
..000000-00-0	SUPERIOR PLUS CORP COMMON	.....	01/06/2023	NAT BK FINANCIAL EQ	205,353,000	159,949		189,387	120,330	72,725	0	0	72,725	3,668	116,542	(3,788)	43,406	39,618	0		
..96828P-10-3	GIBSON ENERGY INC .....	.....	03/10/2023	Various	57,000,000	471,130		544,248	472,273	34,483	0	0	34,483	37,491	503,069	(41,179)	(31,939)	(73,118)	4,798		
..000000-00-0	KEYERA CORP .....	.....	03/09/2023	RBC/DAIN	10,000,000	168,102		197,329	174,416	10,337	0	0	10,337	12,577	181,397	(15,932)	(13,295)	(29,227)	2,762		
..493271-10-0	Various	.....	03/24/2023	Various	27,000,000	593,442		663,947	589,451	39,712	0	0	39,712	34,785	625,663	(38,284)	(32,221)	(70,505)	10,219		



## SCHEDULE D - PART 4

Change In Book/Adjusted Carrying Value

1	2	3	4	5	6	7	8	9	10	Change In Book/Adjusted Carrying Value					16	17	18	19	20	21	22	
										11	12	13	14	15								
CUSIP Ident- ification	Description	For- eign	Disposal Date	Name of Purchaser	Number of Shares of Stock	Consid- eration	Par Value	Actual Cost	Prior Year Book/ Adjusted Carrying Value	Unrealized Valuation Increase/ (Decrease)	Current Year's (Amor- tization)/ Accretion	Current Year's Other Than Temporary Impairment	Total Change in Book/ Adjusted Carrying Value (11 + 12 - 13)	Total Foreign Exchange Change in Book /Adjusted Carrying Value	Book/ Adjusted Carrying Value at Disposal Date	Foreign Exchange Gain (Loss) on Disposal	Realized Gain (Loss) on Disposal	Total Gain (Loss) on Disposal	Bond Interest/ Stock Dividends Received During Year	Stated Con- tractual Maturity Date	NAIC Desig- nation, NAIC Desig- nation Modifier and SVO Admini- strative Symbol	
000000-00-0	PEMBINA PIPELINE CORP .....		03/31/2023	Various .....	26,000,000	838,613		754,739	881,641	(143,750)	0	0	(143,750)	16,847	734,384	(20,355)	104,229	83,874	9,168			
29250N-10-5	ENBRIDGE INC .....		03/08/2023	Various .....	58,300,000	2,237,460		2,435,000	1,848,195	70,785	0	0	70,785	79,418	2,330,385	(104,615)	(92,925)	(197,540)	30,762			
780259-30-5	ROYAL DUTCH SHELL PLC-ADR RECEIPTS .....	D	02/03/2023	WSLAC ALM OTHER .....	23,713,000	1,366,580		1,000,883	1,350,455	(349,572)	0	0	(349,572)	0	1,000,883	0	365,697	365,697	0			
F5333N-10-0	JDCEAUX SA .....	B	01/30/2023	JPM FUNDS RECAP .....	3,000,000	68,026		63,823	56,908	3,244	0	0	3,244	3,672	61,067	(2,756)	6,958	4,202	0			
P60694-11-7	KIMBERLY-CLARK DE MEXICO-A .....	B	03/15/2023	JPM FUNDS RECAP .....	47,200,000	93,252		71,305	80,043	(6,278)	0	0	(6,278)	(2,460)	77,347	6,042	15,905	21,947	0			
5019999999. Subtotal - Common Stocks - Industrial and Miscellaneous (Unaffiliated) Publicly Traded						106,437,641	XXX	46,333,044	105,375,468	(59,812,969)	0	0	(59,812,969)	185,998	46,112,177	(220,867)	60,325,463	60,104,596	828,279	XXX	XXX	
056823-38-8	BGF EM EQUITIES FUND-INST MUTUAL FUND .....		03/24/2023	Various .....	2,825,000	50,000		66,503	48,842	17,661	0	0	17,661	0	66,503	0	(16,503)	(16,503)	0			
115233-20-7	BROWN ADV SUSTAIN GRW-INST MUTUAL FUND .....		03/24/2023	Various .....	7,841,000	299,988		313,365	185,157	38,835	0	0	38,835	0	313,365	0	(13,377)	(13,377)	0			
14064D-86-5	Fuller & Thaler MUTUAL FUND .....		03/24/2023	PCG Model Accts .....	2,883,000	100,000		101,614	99,654	1,960	0	0	1,960	0	101,614	0	(1,614)	(1,614)	0			
589509-20-7	MERGER FUND-INST MUTUAL FUND .....		03/24/2023	Various .....	155,051,000	2,572,302		2,684,000	2,086,257	97,743	0	0	97,743	0	2,684,000	0	(111,698)	(111,698)	0			
61756E-46-1	MFAIX MUTUAL FUND .....		03/24/2023	Various .....	162,081,000	3,445,845		3,347,896	3,079,542	268,355	0	0	268,355	0	3,347,896	0	97,949	97,949	0			
89154Q-18-2	TOUCHSTONE INTERNATIONAL EQUITY-Y .....		01/09/2023	TOUCHSTONE SECURITIES .....	406,000	5,609		5,435	5,484	(49)	0	0	(49)	0	5,435	0	173	173	0			
89154Q-22-4	TOUCHSTONE SMALL COMPANY-Y .....		03/30/2023	TOUCHSTONE SECURITIES .....	27,674,000	158,273		150,508	154,418	(3,910)	0	0	(3,910)	0	150,508	0	7,765	7,765	0			
89154W-79-1	TOUCHSTONE CORE BOND FUND-Y .....		03/30/2023	TOUCHSTONE SECURITIES .....	61,725,000	571,331		611,836	566,015	45,820	0	0	45,820	0	611,836	0	(40,505)	(40,505)	830			
89154W-81-7	TOUCHSTONE HIGH YIELD-Y .....		03/01/2023	TOUCHSTONE SECURITIES .....	2,939,000	21,410		25,062	21,223	3,840	0	0	3,840	0	25,062	0	(3,652)	(3,652)	176			
89154X-22-9	TOUCHSTONE FOCUSED EQUITY FUND CLASS Y .....		03/07/2023	TOUCHSTONE SECURITIES .....	2,305,000	119,934		100,720	117,520	(16,800)	0	0	(16,800)	0	100,720	0	19,215	19,215	0			
89154X-44-3	TOUCHSTONE VALUE FUND CLASS Y .....		03/30/2023	TOUCHSTONE SECURITIES .....	75,223	75,223		71,333	77,214	(5,881)	0	0	(5,881)	0	71,333	0	3,889	3,889	205			
89154X-53-4	TOUCHSTONE MID CAP GROWTH - Y .....		03/02/2023	TOUCHSTONE SECURITIES .....	7,706,000	234,231		211,293	222,316	(11,023)	0	0	(11,023)	0	211,293	0	22,938	22,938	0			
89154X-63-3	TOUCHSTONE LARGE CAP GROWTH FUND CLASS I .....		03/30/2023	TOUCHSTONE SECURITIES .....	2,035,000	43,993		41,552	40,798	753	0	0	753	0	41,552	0	2,441	2,441	0			
89155H-37-1	TOUCHSTONE MID CAP VALUE FUND CLASS Y .....		03/30/2023	TOUCHSTONE SECURITIES .....	72,918	72,918		62,278	74,339	(12,061)	0	0	(12,061)	0	62,278	0	10,640	10,640	0			
89155H-82-7	TOUCHSTONE SANDS CAPITAL SELECT CLASS Y .....		03/30/2023	TOUCHSTONE SECURITIES .....	21,602,000	219,886		328,914	205,218	123,697	0	0	123,697	0	328,914	0	(109,029)	(109,029)	0			
89155T-64-9	TOUCHSTONE MID CAP FUND CLASS I .....		03/24/2023	Various .....	52,924,000	2,237,574		2,505,344	1,817,816	287,504	0	0	287,504	0	2,505,344	0	(267,770)	(267,770)	0			
89155T-66-4	TOUCHSTONE ULTRA SHORT FIXED CLASS Y .....		03/30/2023	TOUCHSTONE SECURITIES .....	65,789,000	594,715		601,371	592,689	8,682	0	0	8,682	0	601,371	0	(6,656)	(6,656)	10,736			
5329999999. Subtotal - Common Stocks - Mutual Funds - Designations Not Assigned by the SVO						10,823,232	XXX	11,229,024	9,394,502	845,126	0	0	845,126	0	11,229,024	0	(405,794)	(405,794)	11,947	XXX	XXX	
001620-67-6	ALERIAN MLP ETF CLOSED END FUND .....		03/20/2023	Various .....	58,500,000	1,194,986		1,274,850	0	0	0	0	0	0	1,274,850	0	(79,864)	(79,864)	15,274			
46090A-40-8	INVESCO GROWTH MULTI-ASSET A CLOSED END FUND .....		01/10/2023	PCG Model Accts .....	422,000,000	7,013,158		7,161,660	6,882,820	278,840	0	0	278,840	0	7,161,660	0	(148,502)	(148,502)	321			
464287-62-2	ISHARES RUSSELL 1000 INDEX .....		03/24/2023	Various .....	71,417,000	15,452,292		15,221,590	15,034,707	186,883	0	0	186,883	0	15,221,590	0	230,701	230,701	1,957			
464287-65-5	ISHARES RUSSELL 2000 .....		01/17/2023	S. G. COWEN SECURITIES CORP. ....	21,234,000	3,969,174		4,530,461	3,702,360	828,100	0	0	828,100	0	4,530,461	0	(561,286)	(561,286)	0			
921943-85-8	VANGUARD FTSE DEVELOPED ETF CLOSED END FUND .....		03/24/2023	Various .....	40,050,000	1,736,250		1,755,882	788,029	27,199	0	0	27,199	0	1,755,882	0	(19,632)	(19,632)	6,396			
922042-77-5	VANGUARD CLOSED END FUND .....		03/24/2023	PCG Model Accts .....	54,422,000	2,890,106		2,991,463	2,728,719	262,744	0	0	262,744	0	2,991,463	0	(101,357)	(101,357)	1,798			
922908-62-9	VANGUARD FDS CLOSED END FUND .....		03/24/2023	PCG Model Accts .....	5,467,000	1,152,731		1,040,467	1,114,229	(73,763)	0	0	(73,763)	0	1,040,467	0	112,265	112,265	905			
5819999999. Subtotal - Common Stocks - Exchange Traded Funds						33,408,697	XXX	33,976,373	30,250,864	1,510,003	0	0	1,510,003	0	33,976,373	0	(567,675)	(567,675)	26,651	XXX	XXX	
5989999997. Total - Common Stocks - Part 4						150,669,570	XXX	91,538,441	145,020,834	(57,457,840)	0	0	(57,457,840)	185,998	91,317,574	(220,867)	59,351,994	59,131,127	866,877	XXX	XXX	
5989999998. Total - Common Stocks - Part 5						XXX	XXX	XXX	XXX	XXX	XXX	XXX	XXX	XXX	XXX	XXX	XXX	XXX	XXX	XXX	XXX	
5989999999. Total - Common Stocks						150,669,570	XXX	91,538,441	145,020,834	(57,457,840)	0	0	(57,457,840)	185,998	91,317,574	(220,867)	59,351,994	59,131,127	866,877	XXX	XXX	
5999999999. Total - Preferred and Common Stocks						150,669,570	XXX	91,538,441	145,020,834	(57,457,840)	0	0	(57,457,840)	185,998	91,317,574	(220,867)	59,351,994	59,131,127	866,877	XXX	XXX	
6009999999 - Totals						205,315,839	XXX	146,378,998	193,534,688	(57,457,840)	107,614	0	0	(57,350,226)	185,998	146,434,941	(220,867)	58,880,896	58,660,029	1,411,331	XXX	XXX

## E05.5

STATEMENT AS OF MARCH 31, 2023 OF THE The Western and Southern Life Insurance Company

SCHEDULE DB - PART A - SECTION 1

Showing all Options, Caps, Floors, Collars, Swaps and Forwards Open as of Current Statement Date

1	2	3	4	5	6	7	8	9	10	11	12	13	14	15	16	17	18	19	20	21	22	23
Description	Description of Item(s) Hedged, Used for Income Generation or Replicated	Schedule/ Exhibit Identifier	Type(s) of Risk(s) (a)	Exchange, Counterparty or Central Clearinghouse	Trade Date	Date of Maturity or Expiration	Number of Contracts	Notional Amount	Strike Price, Rate or Index Received (Paid)	Cumulative Prior Year(s) Initial Cost of Un-discounted Premium (Received) Paid	Current Year Initial Cost of Un-discounted Premium (Received) Paid	Current Year Income	Book/ Adjusted Carrying Value	Code	Fair Value	Unrealized Valuation Increase/ (Decrease)	Total Foreign Exchange Change in B./A.C.V.	Current Year's (Amortization)/ Accretion	Adjustment to Carrying Value of Hedged Item	Potential Exposure	Credit Quality of Reference Entity	Hedge Effectiveness at Inception and at Quarter-end (b)
0079999999. Subtotal - Purchased Options - Hedging Effective Excluding Variable Annuity Guarantees Under SSAP No.108										0	0	0	0	XXX	0	0	0	0	0	0	XXX	XXX
0149999999. Subtotal - Purchased Options - Hedging Effective Variable Annuity Guarantees Under SSAP No.108										0	0	0	0	XXX	0	0	0	0	0	0	XXX	XXX
0219999999. Subtotal - Purchased Options - Hedging Other										0	0	0	0	XXX	0	0	0	0	0	0	XXX	XXX
0289999999. Subtotal - Purchased Options - Replications										0	0	0	0	XXX	0	0	0	0	0	0	XXX	XXX
0359999999. Subtotal - Purchased Options - Income Generation										0	0	0	0	XXX	0	0	0	0	0	0	XXX	XXX
TIDENATER INC Tidewater Warrant 88642R133	Tidewater	N/A		US - Chicago Board																		
				549300UQMTB7PD2UT305	01/31/2018	07/31/2042	1,663		0.00							0						
0369999999. Subtotal - Purchased Options - Other - Call Options and Warrants										0	0	0	0	XXX	0	0	0	0	0	0	XXX	XXX
0429999999. Subtotal - Purchased Options - Other										0	0	0	0	XXX	0	0	0	0	0	0	XXX	XXX
0439999999. Total Purchased Options - Call Options and Warrants										0	0	0	0	XXX	0	0	0	0	0	0	XXX	XXX
0449999999. Total Purchased Options - Put Options										0	0	0	0	XXX	0	0	0	0	0	0	XXX	XXX
0459999999. Total Purchased Options - Caps										0	0	0	0	XXX	0	0	0	0	0	0	XXX	XXX
0469999999. Total Purchased Options - Floors										0	0	0	0	XXX	0	0	0	0	0	0	XXX	XXX
0479999999. Total Purchased Options - Collars										0	0	0	0	XXX	0	0	0	0	0	0	XXX	XXX
0489999999. Total Purchased Options - Other										0	0	0	0	XXX	0	0	0	0	0	0	XXX	XXX
0499999999. Total Purchased Options										0	0	0	0	XXX	0	0	0	0	0	0	XXX	XXX
0569999999. Subtotal - Written Options - Hedging Effective Excluding Variable Annuity Guarantees Under SSAP No.108										0	0	0	0	XXX	0	0	0	0	0	0	XXX	XXX
0639999999. Subtotal - Written Options - Hedging Effective Variable Annuity Guarantees Under SSAP No.108										0	0	0	0	XXX	0	0	0	0	0	0	XXX	XXX
0709999999. Subtotal - Written Options - Hedging Other										0	0	0	0	XXX	0	0	0	0	0	0	XXX	XXX
0779999999. Subtotal - Written Options - Replications										0	0	0	0	XXX	0	0	0	0	0	0	XXX	XXX
0849999999. Subtotal - Written Options - Income Generation										0	0	0	0	XXX	0	0	0	0	0	0	XXX	XXX
0919999999. Subtotal - Written Options - Other										0	0	0	0	XXX	0	0	0	0	0	0	XXX	XXX
0929999999. Total Written Options - Call Options and Warrants										0	0	0	0	XXX	0	0	0	0	0	0	XXX	XXX
0939999999. Total Written Options - Put Options										0	0	0	0	XXX	0	0	0	0	0	0	XXX	XXX
0949999999. Total Written Options - Caps										0	0	0	0	XXX	0	0	0	0	0	0	XXX	XXX
0959999999. Total Written Options - Floors										0	0	0	0	XXX	0	0	0	0	0	0	XXX	XXX
0969999999. Total Written Options - Collars										0	0	0	0	XXX	0	0	0	0	0	0	XXX	XXX
0979999999. Total Written Options - Other										0	0	0	0	XXX	0	0	0	0	0	0	XXX	XXX
0989999999. Total Written Options										0	0	0	0	XXX	0	0	0	0	0	0	XXX	XXX
1049999999. Subtotal - Swaps - Hedging Effective Excluding Variable Annuity Guarantees Under SSAP No.108										0	0	0	0	XXX	0	0	0	0	0	0	XXX	XXX
1109999999. Subtotal - Swaps - Hedging Effective Variable Annuity Guarantees Under SSAP No.108										0	0	0	0	XXX	0	0	0	0	0	0	XXX	XXX
1169999999. Subtotal - Swaps - Hedging Other										0	0	0	0	XXX	0	0	0	0	0	0	XXX	XXX
1229999999. Subtotal - Swaps - Replication										0	0	0	0	XXX	0	0	0	0	0	0	XXX	XXX
1289999999. Subtotal - Swaps - Income Generation										0	0	0	0	XXX	0	0	0	0	0	0	XXX	XXX
1349999999. Subtotal - Swaps - Other										0	0	0	0	XXX	0	0	0	0	0	0	XXX	XXX
1359999999. Total Swaps - Interest Rate										0	0	0	0	XXX	0	0	0	0	0	0	XXX	XXX
1369999999. Total Swaps - Credit Default										0	0	0	0	XXX	0	0	0	0	0	0	XXX	XXX
1379999999. Total Swaps - Foreign Exchange										0	0	0	0	XXX	0	0	0	0	0	0	XXX	XXX
1389999999. Total Swaps - Total Return										0	0	0	0	XXX	0	0	0	0	0	0	XXX	XXX
1399999999. Total Swaps - Other										0	0	0	0	XXX	0	0	0	0	0	0	XXX	XXX
1409999999. Total Swaps										0	0	0	0	XXX	0	0	0	0	0	0	XXX	XXX
1479999999. Subtotal - Forwards										0	0	0	0	XXX	0	0	0	0	0	0	XXX	XXX
1509999999. Subtotal - SSAP No. 108 Adjustments										0	0	0	0	XXX	0	0	0	0	0	0	XXX	XXX
1689999999. Subtotal - Hedging Effective Excluding Variable Annuity Guarantees Under SSAP No.108										0	0	0	0	XXX	0	0	0	0	0	0	XXX	XXX
1699999999. Subtotal - Hedging Effective Variable Annuity Guarantees Under SSAP No.108										0	0	0	0	XXX	0	0	0	0	0	0	XXX	XXX
1709999999. Subtotal - Hedging Other										0	0	0	0	XXX	0	0	0	0	0	0	XXX	XXX
1719999999. Subtotal - Replication										0	0	0	0	XXX	0	0	0	0	0	0	XXX	XXX
1729999999. Subtotal - Income Generation										0	0	0	0	XXX	0	0	0	0	0	0	XXX	XXX
1739999999. Subtotal - Other										0	0	0	0	XXX	0	0	0	0	0	0	XXX	XXX
1749999999. Subtotal - Adjustments for SSAP No. 108 Derivatives										0	0	0	0	XXX	0	0	0	0	0	0	XXX	XXX
1759999999 - Totals										0	0	0	0	XXX	0	0	0	0	0	0	XXX	XXX

STATEMENT AS OF MARCH 31, 2023 OF THE The Western and Southern Life Insurance Company

(a)	Code	Description of Hedged Risk(s)
(b)	Code	Financial or Economic Impact of the Hedge at the End of the Reporting Period

Schedule DB - Part B - Section 1 - Futures Contracts Open

**N O N E**

Schedule DB - Part B - Section 1B - Brokers with whom cash deposits have been made

**N O N E**

Schedule DB - Part D - Section 1 - Counterparty Exposure for Derivative Instruments Open

**N O N E**

Schedule DB - Part D-Section 2 - Collateral for Derivative Instruments Open - Pledged By

**N O N E**

Schedule DB - Part D-Section 2 - Collateral for Derivative Instruments Open - Pledged To

**N O N E**

Schedule DB - Part E - Derivatives Hedging Variable Annuity Guarantees

**N O N E**

SCHEDULE DL - PART 1  
SECURITIES LENDING COLLATERAL ASSETS

Reinvested Collateral Assets Owned Current Statement Date

(Securities lending collateral assets reported in aggregate on Line 10 of the Assets page and not included on Schedules A, B, BA, D, DB and E)

1	2	3	4	5	6	7
CUSIP Identification	Description	Code	NAIC Designation, NAIC Designation Modifier and SVO Administrative Symbol	Fair Value	Book/Adjusted Carrying Value	Maturity Date
0109999999.	Total - U.S. Government Bonds			0	0	XXX
0309999999.	Total - All Other Government Bonds			0	0	XXX
0509999999.	Total - U.S. States, Territories and Possessions Bonds			0	0	XXX
0709999999.	Total - U.S. Political Subdivisions Bonds			0	0	XXX
0909999999.	Total - U.S. Special Revenues Bonds			0	0	XXX
1109999999.	Total - Industrial and Miscellaneous (Unaffiliated) Bonds			0	0	XXX
1309999999.	Total - Hybrid Securities			0	0	XXX
1509999999.	Total - Parent, Subsidiaries and Affiliates Bonds			0	0	XXX
1909999999.	Subtotal - Unaffiliated Bank Loans			0	0	XXX
2419999999.	Total - Issuer Obligations			0	0	XXX
2429999999.	Total - Residential Mortgage-Backed Securities			0	0	XXX
2439999999.	Total - Commercial Mortgage-Backed Securities			0	0	XXX
2449999999.	Total - Other Loan-Backed and Structured Securities			0	0	XXX
2459999999.	Total - SVO Identified Funds			0	0	XXX
2469999999.	Total - Affiliated Bank Loans			0	0	XXX
2479999999.	Total - Unaffiliated Bank Loans			0	0	XXX
2489999999.	Total - Unaffiliated Certificates of Deposit			0	0	XXX
2509999999.	Total Bonds			0	0	XXX
4109999999.	Total - Preferred Stocks (Schedule D, Part 2, Section 1 type) - Industrial and Miscellaneous (Unaffiliated)			0	0	XXX
4409999999.	Total - Preferred Stocks (Schedule D, Part 2, Section 1 type) - Parent, Subsidiaries and Affiliates			0	0	XXX
4509999999.	Total - Preferred Stocks (Schedule D, Part 2, Section 1 type)			0	0	XXX
5109999999.	Total - Common Stocks (Schedule D, Part 2, Section 2 type) - Industrial and Miscellaneous (Unaffiliated)			0	0	XXX
5409999999.	Total - Common Stocks (Schedule D, Part 2, Section 2 type) - Mutual Funds			0	0	XXX
5609999999.	Total - Common Stocks (Schedule D, Part 2, Section 2 type) - Unit Investment Trusts			0	0	XXX
5809999999.	Total - Common Stocks (Schedule D, Part 2, Section 2 type) - Closed-End Funds			0	0	XXX
5979999999.	Total - Common Stocks (Schedule D, Part 2, Section 2 type) - Parent, Subsidiaries and Affiliates			0	0	XXX
5989999999.	Total - Common Stocks (Schedule D, Part 2, Section 2 type)			0	0	XXX
5999999999.	Total - Preferred and Common Stocks			0	0	XXX
000000-00-0 .....	Short term investment from reverse repo program .....	.....	.....1.E .....	.....4,818,732	.....4,818,732	.....04/03/2023 .....
000000-00-0 .....	Short term investment from reverse repo program .....	.....	.....1.G .....	.....11,950,455	.....11,950,455	.....04/03/2023 .....
000000-00-0 .....	Short term investment from reverse repo program .....	.....	.....2.A .....	.....3,276,738	.....3,276,738	.....04/03/2023 .....
000000-00-0 .....	Short term investment from reverse repo program .....	.....	.....2.B .....	.....12,721,452	.....12,721,452	.....04/03/2023 .....
000000-00-0 .....	Short term investment from reverse repo program .....	.....	.....2.C .....	.....7,213,294	.....7,213,294	.....04/03/2023 .....
9509999999.	Subtotal - Short-Term Invested Assets (Schedule DA type)			39,980,671	39,980,671	XXX
9999999999.	Totals			39,980,671	39,980,671	XXX

General Interrogatories:

1. Total activity for the year
- Fair Value \$ ..... 22,202,035
- Book/Adjusted Carrying Value \$ ..... 22,202,035
2. Average balance for the year
- Fair Value \$ ..... 29,099,431
- Book/Adjusted Carrying Value \$ ..... 29,099,431
3. Reinvested securities lending collateral assets book/adjusted carrying value included in this schedule by NAIC designation:
- NAIC 1 \$ ..... 16,769,187
- NAIC 2 \$ ..... 23,211,484
- NAIC 3 \$ ..... 0
- NAIC 4 \$ ..... 0
- NAIC 5 \$ ..... 0
- NAIC 6 \$ ..... 0

SCHEDULE DL - PART 2  
SECURITIES LENDING COLLATERAL ASSETS

Reinvested Collateral Assets Owned Current Statement Date  
(Securities lending collateral assets included on Schedules A, B, BA, D, DB and E and not reported in aggregate on Line 10 of the Assets page)

1	2	3	4	5	6	7
CUSIP Identification	Description	Code	NAIC Designation, NAIC Designation Modifier and SVO Administrative Symbol	Fair Value	Book/Adjusted Carrying Value	Maturity Date
690353-3F-2 .....	DFC AGENCY DEBENTURES .....	.....	1.A .....	2,119,091 .....	2,119,091 .....	06/15/2028 .....
690353-5H-6 .....	DFC AGENCY DEBENTURES .....	.....	1.A .....	1,360,350 .....	1,360,350 .....	04/20/2035 .....
690353-YE-1 .....	DFC AGENCY .....	.....	1.A .....	3,735,244 .....	3,735,244 .....	06/15/2034 .....
90376P-BG-5 .....	INT DEV FIN CORP AGENCY DEBENTURES .....	.....	1.A .....	2,019,231 .....	2,019,231 .....	06/20/2028 .....
90376P-EU-1 .....	INT DEV FIN CORP AGENCY DEBENTURES .....	.....	1.A .....	4,926,600 .....	4,926,600 .....	11/20/2037 .....
0019999999. Subtotal - Bonds - U.S. Governments - Issuer Obligations				14,160,516	14,160,516	XXX
0109999999. Total - U.S. Government Bonds				14,160,516	14,160,516	XXX
0309999999. Total - All Other Government Bonds				0	0	XXX
0509999999. Total - U.S. States, Territories and Possessions Bonds				0	0	XXX
0709999999. Total - U.S. Political Subdivisions Bonds				0	0	XXX
13079P-XC-2 .....	CALIFORNIA ST STMD CNTYS DEVA MULTIFAM .....	.....	1.G FE .....	2,295,000 .....	2,295,000 .....	03/01/2057 .....
62630W-JY-4 .....	TXBL MUNI FUNDING TRUST VARIOU TRANSPORT .....	.....	1.F FE .....	1,700,000 .....	1,700,000 .....	12/31/2023 .....
0849999999. Subtotal - Bonds - U.S. Special Revenues - Other Loan-Backed and Structured Securities				3,995,000	3,995,000	XXX
0909999999. Total - U.S. Special Revenues Bonds				3,995,000	3,995,000	XXX
00206R-MH-2 .....	AT&T INC .....	.....	2.B FE .....	1,199,293 .....	1,199,927 .....	03/25/2024 .....
06367D-3U-7 .....	BANK OF MONTREAL CHICAGO .....	.....	1.A FE .....	2,433,804 .....	2,450,000 .....	01/12/2024 .....
06417M-C4-5 .....	BANK OF NOVA SCO .....	.....	1.A FE .....	1,298,515 .....	1,300,000 .....	08/08/2023 .....
073730-AG-8 .....	BEAM SUNTORY INC .....	.....	2.B FE .....	795,146 .....	796,813 .....	06/15/2023 .....
14338H-AA-4 .....	CARMEL VALLEY SR LIVING .....	.....	1.B FE .....	2,850,000 .....	2,850,000 .....	09/01/2061 .....
19123M-AD-5 .....	COCA-COLA EUROPEAN PARTN .....	.....	2.A FE .....	1,868,577 .....	1,870,311 .....	05/05/2023 .....
40435R-OG-9 .....	HSBC BANK USA NA .....	.....	1.A FE .....	3,790,233 .....	3,800,000 .....	01/19/2024 .....
423012-AD-5 .....	HEINEKEN N.V. ....	.....	2.A FE .....	3,458,000 .....	3,458,000 .....	04/01/2023 .....
46655F-AA-5 .....	JMA-FM LLC .....	.....	1.B FE .....	260,000 .....	260,000 .....	03/01/2072 .....
617446-BH-2 .....	MORGAN STANLEY .....	.....	1.E FE .....	996,862 .....	999,274 .....	01/25/2024 .....
65558U-YC-0 .....	NORDEA BANK ABP NEW YORK .....	.....	1.A FE .....	2,098,988 .....	2,100,000 .....	04/28/2023 .....
678858-BH-0 .....	OKLAHOMA GAS & ELECTRIC .....	.....	1.G FE .....	992,599 .....	992,922 .....	05/26/2023 .....
78016E-ZV-2 .....	ROYAL BANK OF CANADA .....	.....	1.E FE .....	1,981,166 .....	1,997,213 .....	07/29/2024 .....
86565F-YF-3 .....	SUMITOMO MITSUI BANK NY .....	.....	1.A FE .....	1,898,367 .....	1,900,000 .....	01/18/2024 .....
1019999999. Subtotal - Bonds - Industrial and Miscellaneous (Unaffiliated) - Issuer Obligations				25,918,550	25,974,460	XXX
1109999999. Total - Industrial and Miscellaneous (Unaffiliated) Bonds				25,918,550	25,974,460	XXX
1309999999. Total - Hybrid Securities				0	0	XXX
1509999999. Total - Parent, Subsidiaries and Affiliates Bonds				0	0	XXX
1909999999. Subtotal - Unaffiliated Bank Loans				0	0	XXX
2419999999. Total - Issuer Obligations				40,079,066	40,134,976	XXX
2429999999. Total - Residential Mortgage-Backed Securities				0	0	XXX
2439999999. Total - Commercial Mortgage-Backed Securities				0	0	XXX
2449999999. Total - Other Loan-Backed and Structured Securities				3,995,000	3,995,000	XXX
2459999999. Total - SVO Identified Funds				0	0	XXX
2469999999. Total - Affiliated Bank Loans				0	0	XXX
2479999999. Total - Unaffiliated Bank Loans				0	0	XXX
2489999999. Total - Unaffiliated Certificates of Deposit				0	0	XXX
2509999999. Total Bonds				44,074,066	44,129,976	XXX
4109999999. Total - Preferred Stocks (Schedule D, Part 2, Section 1 type) - Industrial and Miscellaneous (Unaffiliated)				0	0	XXX
4409999999. Total - Preferred Stocks (Schedule D, Part 2, Section 1 type) - Parent, Subsidiaries and Affiliates				0	0	XXX
4509999999. Total - Preferred Stocks (Schedule D, Part 2, Section 1 type)				0	0	XXX
5109999999. Total - Common Stocks (Schedule D, Part 2, Section 2 type) - Industrial and Miscellaneous (Unaffiliated)				0	0	XXX
5409999999. Total - Common Stocks (Schedule D, Part 2, Section 2 type) - Mutual Funds				0	0	XXX
5609999999. Total - Common Stocks (Schedule D, Part 2, Section 2 type) - Unit Investment Trusts				0	0	XXX
5809999999. Total - Common Stocks (Schedule D, Part 2, Section 2 type) - Closed-End Funds				0	0	XXX
5979999999. Total - Common Stocks (Schedule D, Part 2, Section 2 type) - Parent, Subsidiaries and Affiliates				0	0	XXX
5989999999. Total - Common Stocks (Schedule D, Part 2, Section 2 type)				0	0	XXX
5999999999. Total - Preferred and Common Stocks				0	0	XXX
000000-00-0 .....	SOCIETE GENERALE CP .....	.....	1.E .....	2,000,000 .....	2,000,000 .....	08/10/2023 .....
9509999999. Subtotal - Short-Term Invested Assets (Schedule DA type)				2,000,000	2,000,000	XXX
262006-20-8 .....	DREYFUS GOVERN CASH MGMT INS MONEY MARKE .....	.....	.....	92,679 .....	92,679 .....	.....
9709999999. Subtotal - Cash Equivalents (Schedule E Part 2 type)				92,679	92,679	XXX
9999999999 - Totals				46,166,745	46,222,655	XXX

General Interrogatories:

1. Total activity for the year	Fair Value \$ .....	(16,446,994)	Book/Adjusted Carrying Value \$ .....	(16,448,128)
2. Average balance for the year	Fair Value \$ .....	59,516,393	Book/Adjusted Carrying Value \$ .....	59,570,000

SCHEDULE E - PART 1 - CASH

Month End Depository Balances

1	2	3	4	5	Book Balance at End of Each Month During Current Quarter			9
					6	7	8	
Depository	Code	Rate of Interest	Amount of Interest Received During Current Quarter	Amount of Interest Accrued at Current Statement Date	First Month	Second Month	Third Month	*
BANK OF NEW YORK MELLON ..... NEW YORK, NY .....		...0.000	.....0	.....0	.....(5,307,655)	.....(2,388,401)	.....1,257,538	..XXX.
FIFTH THIRD BANK ..... CINCINNATI, OH .....		...0.000	.....0	.....0	.....11,619,789	.....53,347,681	.....8,058,955	..XXX.
GENERAL ELECTRIC CREDIT UNION								
..... CINCINNATI, OH .....		...0.000	.....0	.....0	.....3,192,091	.....3,198,793	.....3,205,150	..XXX.
HUNTINGTON BANK ..... COLUMBUS, OH .....		...0.000	.....0	.....0	.....302,978	.....303,670	.....304,295	..XXX.
JP MORGAN/CHASE ..... NEW YORK, NY .....		...0.000	.....0	.....0	.....574,704	.....307,273	.....1,836,238	..XXX.
KEYCORP (KEY BANK) ..... CLEVELAND, OH .....		...0.000	.....0	.....0	.....2,095,353	.....2,070,468	.....2,307,565	..XXX.
PERSHING ADVISORS SOLUTIONS								
BANK ..... JERSEY CITY, NJ .....		...0.000	.....0	.....0	.....1,298,277	.....1,363,760	.....0	..XXX.
PNC BANK ..... CINCINNATI, OH .....		...0.000	.....0	.....0	.....(40,439,727)	.....(45,092,392)	.....(45,727,148)	..XXX.
US BANK ..... CINCINNATI, OH .....		...0.000	.....0	.....0	.....4,099,147	.....4,103,843	.....4,106,985	..XXX.
0199998. Deposits in ... 4 depositories that do not exceed the allowable limit in any one depository (See instructions) - Open Depositories	XXX	XXX	0	0	365,421	396,289	351,955	XXX
0199999. Totals - Open Depositories	XXX	XXX	0	0	(22,199,621)	17,610,982	(24,298,467)	XXX
0299998. Deposits in ... depositories that do not exceed the allowable limit in any one depository (See instructions) - Suspended Depositories	XXX	XXX						XXX
0299999. Totals - Suspended Depositories	XXX	XXX	0	0	0	0	0	XXX
0399999. Total Cash on Deposit	XXX	XXX	0	0	(22,199,621)	17,610,982	(24,298,467)	XXX
0499999. Cash in Company's Office	XXX	XXX	XXX	XXX	53,921	53,237	49,459	XXX
.....								
.....								
.....								
0599999. Total - Cash	XXX	XXX	0	0	(22,145,700)	17,664,219	(24,249,008)	XXX

## SCHEDULE E - PART 2 - CASH EQUIVALENTS

[illegible]