



HEALTH QUARTERLY STATEMENT  
AS OF MARCH 31, 2023  
OF THE CONDITION AND AFFAIRS OF THE  
Vision Service Plan Insurance Company

NAIC Group Code 1189 1189 NAIC Company Code 39616 Employer's ID Number 06-1227840  
(Current) (Prior)

Organized under the Laws of Ohio, State of Domicile or Port of Entry OH

Country of Domicile United States of America

Licensed as business type: Property/Casualty

Is HMO Federally Qualified? Yes [ ] No [ X ]

Incorporated/Organized 06/10/1987 Commenced Business 07/01/1987

Statutory Home Office 3400 Morse Crossing, Columbus, OH, US 43219  
(Street and Number) (City or Town, State, Country and Zip Code)

Main Administrative Office 3333 Quality Drive  
(Street and Number)  
Rancho Cordova, CA, US 95670 916-851-5000  
(City or Town, State, Country and Zip Code) (Area Code) (Telephone Number)

Mail Address 3333 Quality Drive, Rancho Cordova, CA, US 95670  
(Street and Number or P.O. Box) (City or Town, State, Country and Zip Code)

Primary Location of Books and Records 3333 Quality Drive  
(Street and Number)  
Rancho Cordova, CA, US 95670 916-851-5000  
(City or Town, State, Country and Zip Code) (Area Code) (Telephone Number)

Internet Website Address www.vsp.com

Statutory Statement Contact Brandi Murobayashi, 916-858-5395  
(Name) (Area Code) (Telephone Number)  
brandi.murobayashi@vsp.com 916-463-9040  
(E-mail Address) (FAX Number)

OFFICERS

President Kate Alison Renwick-Espinosa Secretary Theresa Ann Wilson  
Treasurer Monica Renee Perez

OTHER

DIRECTORS OR TRUSTEES

Bradley Nelson Garber Michael Joseph Guyette Kate Alison Renwick-Espinosa  
Daniel Joseph Schauer Stuart L. Thompson

State of California SS:  
County of Sacramento

The officers of this reporting entity being duly sworn, each depose and say that they are the described officers of said reporting entity, and that on the reporting period stated above, all of the herein described assets were the absolute property of the said reporting entity, free and clear from any liens or claims thereon, except as herein stated, and that this statement, together with related exhibits, schedules and explanations therein contained, annexed or referred to, is a full and true statement of all the assets and liabilities and of the condition and affairs of the said reporting entity as of the reporting period stated above, and of its income and deductions therefrom for the period ended, and have been completed in accordance with the NAIC Annual Statement Instructions and Accounting Practices and Procedures manual except to the extent that: (1) state law may differ; or, (2) that state rules or regulations require differences in reporting not related to accounting practices and procedures, according to the best of their information, knowledge and belief, respectively. Furthermore, the scope of this attestation by the described officers also includes the related corresponding electronic filing with the NAIC, when required, that is an exact copy (except for formatting differences due to electronic filing) of the enclosed statement. The electronic filing may be requested by various regulators in lieu of or in addition to the enclosed statement.

Kate Alison Renwick-Espinosa Monica Renee Perez Theresa Ann Wilson  
President Treasurer Secretary

Subscribed and sworn to before me this 5th day of May, 2023  
Jolene Tippet

- a. Is this an original filing? ..... Yes [ X ] No [ ]  
b. If no,  
1. State the amendment number .....  
2. Date filed .....  
3. Number of pages attached .....



STATEMENT AS OF MARCH 31, 2023 OF THE Vision Service Plan Insurance Company

ASSETS

	Current Statement Date			4 December 31 Prior Year Net Admitted Assets
	1 Assets	2 Nonadmitted Assets	3 Net Admitted Assets (Cols. 1 - 2)	
1. Bonds .....	20,847,121		20,847,121	20,849,824
2. Stocks:				
2.1 Preferred stocks .....	0		0	1,372
2.2 Common stocks .....	336,725,494	253,683,205	83,042,289	72,584,780
3. Mortgage loans on real estate:				
3.1 First liens .....			0	0
3.2 Other than first liens.....			0	0
4. Real estate:				
4.1 Properties occupied by the company (less \$ encumbrances) .....			0	0
4.2 Properties held for the production of income (less \$ ..... encumbrances) .....			0	0
4.3 Properties held for sale (less \$ encumbrances) .....			0	0
5. Cash (\$ ..... 32,221,136 ), cash equivalents (\$ ..... 40,695,022 ) and short-term investments (\$ ..... 184,047,989 ) .....	256,964,147		256,964,147	247,183,497
6. Contract loans (including \$ ..... premium notes) .....			0	0
7. Derivatives .....			0	0
8. Other invested assets .....			0	0
9. Receivables for securities .....			0	0
10. Securities lending reinvested collateral assets .....			0	0
11. Aggregate write-ins for invested assets .....	0	0	0	0
12. Subtotals, cash and invested assets (Lines 1 to 11) .....	614,536,762	253,683,205	360,853,557	340,619,473
13. Title plants less \$ ..... charged off (for Title insurers only) .....			0	0
14. Investment income due and accrued .....	425,656		425,656	240,531
15. Premiums and considerations:				
15.1 Uncollected premiums and agents' balances in the course of collection .....	56,064,193	1,320,750	54,743,443	49,614,470
15.2 Deferred premiums, agents' balances and installments booked but deferred and not yet due (including \$ ..... earned but unbilled premiums) .....			0	0
15.3 Accrued retrospective premiums (\$ ..... ) and contracts subject to redetermination (\$ ..... ) .....			0	0
16. Reinsurance:				
16.1 Amounts recoverable from reinsurers .....			0	0
16.2 Funds held by or deposited with reinsured companies .....			0	0
16.3 Other amounts receivable under reinsurance contracts .....			0	0
17. Amounts receivable relating to uninsured plans .....	81,715,227	309,047	81,406,180	74,696,151
18.1 Current federal and foreign income tax recoverable and interest thereon ....			0	0
18.2 Net deferred tax asset .....	2,885,006	0	2,885,006	2,430,294
19. Guaranty funds receivable or on deposit .....	2,569,825		2,569,825	3,459,405
20. Electronic data processing equipment and software .....			0	0
21. Furniture and equipment, including health care delivery assets (\$ ..... ) .....			0	0
22. Net adjustment in assets and liabilities due to foreign exchange rates .....			0	0
23. Receivables from parent, subsidiaries and affiliates .....	5,357,633		5,357,633	5,289,705
24. Health care (\$ ..... ) and other amounts receivable .....	10,637,442		10,637,442	8,911,283
25. Aggregate write-ins for other than invested assets .....	0	0	0	0
26. Total assets excluding Separate Accounts, Segregated Accounts and Protected Cell Accounts (Lines 12 to 25) .....	774,191,744	255,313,002	518,878,742	485,261,312
27. From Separate Accounts, Segregated Accounts and Protected Cell Accounts .....			0	0
28. Total (Lines 26 and 27)	774,191,744	255,313,002	518,878,742	485,261,312
DETAILS OF WRITE-INS				
1101. ....				
1102. ....				
1103. ....				
1198. Summary of remaining write-ins for Line 11 from overflow page .....	0	0	0	0
1199. Totals (Lines 1101 through 1103 plus 1198)(Line 11 above)	0	0	0	0
2501. ....				
2502. ....				
2503. ....				
2598. Summary of remaining write-ins for Line 25 from overflow page .....	0	0	0	0
2599. Totals (Lines 2501 through 2503 plus 2598)(Line 25 above)	0	0	0	0

LIABILITIES, CAPITAL AND SURPLUS

	Current Period			Prior Year
	1 Covered	2 Uncovered	3 Total	4 Total
1. Claims unpaid (less \$ ..... reinsurance ceded) .....	69,019,974		69,019,974	63,710,385
2. Accrued medical incentive pool and bonus amounts .....			0	0
3. Unpaid claims adjustment expenses .....	1,429,339		1,429,339	1,319,383
4. Aggregate health policy reserves, including the liability of \$ ..... for medical loss ratio rebate per the Public Health Service Act .....			0	0
5. Aggregate life policy reserves .....			0	0
6. Property/casualty unearned premium reserve .....			0	0
7. Aggregate health claim reserves .....	0		0	0
8. Premiums received in advance .....	14,167,031		14,167,031	12,234,083
9. General expenses due or accrued .....	6,093,475		6,093,475	7,221,839
10.1 Current federal and foreign income tax payable and interest thereon (including \$ ..... on realized gains (losses)) .....	31,150,996		31,150,996	26,772,680
10.2 Net deferred tax liability .....			0	0
11. Ceded reinsurance premiums payable .....			0	0
12. Amounts withheld or retained for the account of others.....			0	0
13. Remittances and items not allocated .....	4,540,186		4,540,186	4,635,626
14. Borrowed money (including \$ ..... current) and interest thereon \$ ..... (including \$ ..... current) .....			0	0
15. Amounts due to parent, subsidiaries and affiliates .....	27,457,230		27,457,230	26,634,264
16. Derivatives .....			0	0
17. Payable for securities .....	0		0	0
18. Payable for securities lending .....			0	0
19. Funds held under reinsurance treaties (with \$ ..... authorized reinsurers, \$ ..... unauthorized reinsurers and \$ ..... certified reinsurers).....			0	0
20. Reinsurance in unauthorized and certified (\$ ..... ) companies .....			0	0
21. Net adjustments in assets and liabilities due to foreign exchange rates .....			0	0
22. Liability for amounts held under uninsured plans .....	2,206,638		2,206,638	2,121,316
23. Aggregate write-ins for other liabilities (including \$ ..... current) .....	6,131,929	0	6,131,929	6,831,154
24. Total liabilities (Lines 1 to 23) .....	162,196,798	0	162,196,798	151,480,730
25. Aggregate write-ins for special surplus funds .....	XXX	XXX	0	0
26. Common capital stock .....	XXX	XXX	2,500,000	2,500,000
27. Preferred capital stock .....	XXX	XXX		
28. Gross paid in and contributed surplus .....	XXX	XXX	38,462,582	38,462,582
29. Surplus notes .....	XXX	XXX		
30. Aggregate write-ins for other than special surplus funds .....	XXX	XXX	0	0
31. Unassigned funds (surplus) .....	XXX	XXX	315,719,362	292,818,000
32. Less treasury stock, at cost:				
32.1 ..... shares common (value included in Line 26 \$ ..... ) .....	XXX	XXX		
32.2 ..... shares preferred (value included in Line 27 \$ ..... ) .....	XXX	XXX		
33. Total capital and surplus (Lines 25 to 31 minus Line 32) .....	XXX	XXX	356,681,944	333,780,582
34. Total liabilities, capital and surplus (Lines 24 and 33)	XXX	XXX	518,878,742	485,261,312
DETAILS OF WRITE-INS				
2301. Taxes, licenses & fees .....	2,725,404		2,725,404	3,717,289
2302. Escheatable checks .....	3,406,525		3,406,525	3,113,865
2303. Other Liabilities .....	0		0	
2398. Summary of remaining write-ins for Line 23 from overflow page .....	0	0	0	0
2399. Totals (Lines 2301 through 2303 plus 2398)(Line 23 above)	6,131,929	0	6,131,929	6,831,154
2501. Health Insurer Assessment .....	XXX	XXX		
2502. ....	XXX	XXX		
2503. ....	XXX	XXX		
2598. Summary of remaining write-ins for Line 25 from overflow page .....	XXX	XXX	0	0
2599. Totals (Lines 2501 through 2503 plus 2598)(Line 25 above)	XXX	XXX	0	0
3001. Statutory Reserve .....	XXX	XXX		
3002. ....	XXX	XXX		
3003. ....	XXX	XXX		
3098. Summary of remaining write-ins for Line 30 from overflow page .....	XXX	XXX	0	0
3099. Totals (Lines 3001 through 3003 plus 3098)(Line 30 above)	XXX	XXX	0	0

STATEMENT OF REVENUE AND EXPENSES

	Current Year To Date		Prior Year To Date	Prior Year Ended December 31
	1 Uncovered	2 Total	3 Total	4 Total
1. Member Months .....	XXX	56,019,837	53,826,273	213,754,732
2. Net premium income ( including \$ ..... non-health premium income).....	XXX	358,034,143	345,197,539	1,377,037,797
3. Change in unearned premium reserves and reserve for rate credits.....	XXX			
4. Fee-for-service (net of \$ ..... 85,285,147 medical expenses) .....	XXX	23,133,815	22,083,321	77,365,420
5. Risk revenue .....	XXX	1,733,774	2,655,616	8,773,249
6. Aggregate write-ins for other health care related revenues .....	XXX	0	0	0
7. Aggregate write-ins for other non-health revenues .....	XXX	0	0	0
8. Total revenues (Lines 2 to 7) .....	XXX	382,901,732	369,936,476	1,463,176,466
<b>Hospital and Medical:</b>				
9. Hospital/medical benefits .....				
10. Other professional services .....		301,375,573	273,995,148	981,814,420
11. Outside referrals .....				
12. Emergency room and out-of-area .....				
13. Prescription drugs .....				
14. Aggregate write-ins for other hospital and medical .....	0	0	0	0
15. Incentive pool, withhold adjustments and bonus amounts .....				
16. Subtotal (Lines 9 to 15) .....	0	301,375,573	273,995,148	981,814,420
<b>Less:</b>				
17. Net reinsurance recoveries .....				
18. Total hospital and medical (Lines 16 minus 17) .....	0	301,375,573	273,995,148	981,814,420
19. Non-health claims (net) .....				
20. Claims adjustment expenses, including \$ ..... cost containment expenses .....		7,208,709	5,545,933	22,666,926
21. General administrative expenses .....		60,175,414	47,145,152	195,649,458
22. Increase in reserves for life and accident and health contracts (including \$ ..... increase in reserves for life only) .				0
23. Total underwriting deductions (Lines 18 through 22).....	0	368,759,696	326,686,233	1,200,130,804
24. Net underwriting gain or (loss) (Lines 8 minus 23) .....	XXX	14,142,036	43,250,243	263,045,662
25. Net investment income earned .....		3,061,577	103,692	3,661,760
26. Net realized capital gains (losses) less capital gains tax of \$ ..... 13,035 .....		49,037	2,325	1,086,865
27. Net investment gains (losses) (Lines 25 plus 26) .....	0	3,110,614	106,017	4,748,625
28. Net gain or (loss) from agents' or premium balances charged off [(amount recovered \$ ..... ) (amount charged off \$ ..... 1,147 )].		(1,147)	(56,748)	(31,429)
29. Aggregate write-ins for other income or expenses .....	0	0	0	0
30. Net income or (loss) after capital gains tax and before all other federal income taxes (Lines 24 plus 27 plus 28 plus 29) .....	XXX	17,251,503	43,299,512	267,762,858
31. Federal and foreign income taxes incurred .....	XXX	4,365,281	9,679,833	56,196,134
32. Net income (loss) (Lines 30 minus 31)	XXX	12,886,222	33,619,679	211,566,724
<b>DETAILS OF WRITE-INS</b>				
0601. ....	XXX			
0602. ....	XXX			
0603. ....	XXX			
0698. Summary of remaining write-ins for Line 6 from overflow page .....	XXX	0	0	0
0699. Totals (Lines 0601 through 0603 plus 0698)(Line 6 above)	XXX	0	0	0
0701. ....	XXX			
0702. ....	XXX			
0703. ....	XXX			
0798. Summary of remaining write-ins for Line 7 from overflow page .....	XXX	0	0	0
0799. Totals (Lines 0701 through 0703 plus 0798)(Line 7 above)	XXX	0	0	0
1401. ....				
1402. ....				
1403. ....				
1498. Summary of remaining write-ins for Line 14 from overflow page .....	0	0	0	0
1499. Totals (Lines 1401 through 1403 plus 1498)(Line 14 above)	0	0	0	0
2901. ....				
2902. ....				
2903. ....				
2998. Summary of remaining write-ins for Line 29 from overflow page .....	0	0	0	0
2999. Totals (Lines 2901 through 2903 plus 2998)(Line 29 above)	0	0	0	0

STATEMENT OF REVENUE AND EXPENSES (Continued)

	1 Current Year to Date	2 Prior Year to Date	3 Prior Year Ended December 31
CAPITAL AND SURPLUS ACCOUNT			
33. Capital and surplus prior reporting year.....	333,780,582	296,523,885	296,523,885
34. Net income or (loss) from Line 32 .....	12,886,222	33,619,679	211,566,724
35. Change in valuation basis of aggregate policy and claim reserves .....			
36. Change in net unrealized capital gains (losses) less capital gains tax of \$ ..... 449,876	13,673,348	7,589,613	6,407,781
37. Change in net unrealized foreign exchange capital gain or (loss) .....			
38. Change in net deferred income tax .....	904,588	286,009	(421,191)
39. Change in nonadmitted assets .....	(4,562,796)	(7,892,834)	31,203,383
40. Change in unauthorized and certified reinsurance .....	0	0	0
41. Change in treasury stock .....	0	0	0
42. Change in surplus notes .....	0	0	0
43. Cumulative effect of changes in accounting principles.....			
44. Capital Changes:			
44.1 Paid in .....			0
44.2 Transferred from surplus (Stock Dividend).....	0	0	0
44.3 Transferred to surplus.....			
45. Surplus adjustments:			
45.1 Paid in .....	0	0	0
45.2 Transferred to capital (Stock Dividend) .....			
45.3 Transferred from capital .....			
46. Dividends to stockholders .....	0		(211,500,000)
47. Aggregate write-ins for gains or (losses) in surplus .....	0	0	0
48. Net change in capital & surplus (Lines 34 to 47) .....	22,901,362	33,602,467	37,256,697
49. Capital and surplus end of reporting period (Line 33 plus 48)	356,681,944	330,126,352	333,780,582
DETAILS OF WRITE-INS			
4701. ....			
4702. ....			
4703. ....			
4798. Summary of remaining write-ins for Line 47 from overflow page .....	0	0	0
4799. Totals (Lines 4701 through 4703 plus 4798)(Line 47 above)	0	0	0

STATEMENT AS OF MARCH 31, 2023 OF THE Vision Service Plan Insurance Company

CASH FLOW

	1 Current Year To Date	2 Prior Year To Date	3 Prior Year Ended December 31
<b>Cash from Operations</b>			
1. Premiums collected net of reinsurance .....	354,313,850	349,083,389	1,387,332,760
2. Net investment income .....	2,879,155	9,045,722	12,705,216
3. Miscellaneous income .....	24,867,589	24,738,937	86,138,669
4. Total (Lines 1 to 3) .....	382,060,594	382,868,048	1,486,176,645
5. Benefit and loss related payments .....	297,792,143	286,823,340	995,421,244
6. Net transfers to Separate Accounts, Segregated Accounts and Protected Cell Accounts .....			
7. Commissions, expenses paid and aggregate write-ins for deductions .....	74,262,846	63,811,368	219,971,576
8. Dividends paid to policyholders .....			
9. Federal and foreign income taxes paid (recovered) net of \$ ..... tax on capital gains (losses) .....	0	(1)	56,352,868
10. Total (Lines 5 through 9) .....	372,054,989	350,634,707	1,271,745,688
11. Net cash from operations (Line 4 minus Line 10) .....	10,005,605	32,233,341	214,430,957
<b>Cash from Investments</b>			
12. Proceeds from investments sold, matured or repaid:			
12.1 Bonds .....	5,000,000	1,000,000	8,040,000
12.2 Stocks .....	525,009	304,052	10,985,282
12.3 Mortgage loans .....	0	0	0
12.4 Real estate .....	0	0	0
12.5 Other invested assets .....	0	0	0
12.6 Net gains or (losses) on cash, cash equivalents and short-term investments .....	0	0	0
12.7 Miscellaneous proceeds .....	0	0	0
12.8 Total investment proceeds (Lines 12.1 to 12.7) .....	5,525,009	1,304,052	19,025,282
13. Cost of investments acquired (long-term only):			
13.1 Bonds .....	5,000,000	5,139,525	5,453,639
13.2 Stocks .....	710,336	370,550	7,353,430
13.3 Mortgage loans .....	0	0	0
13.4 Real estate .....	0	0	0
13.5 Other invested assets .....	0	0	0
13.6 Miscellaneous applications .....	0	0	0
13.7 Total investments acquired (Lines 13.1 to 13.6) .....	5,710,336	5,510,075	12,807,069
14. Net increase (or decrease) in contract loans and premium notes .....	0	0	0
15. Net cash from investments (Line 12.8 minus Line 13.7 and Line 14) .....	(185,327)	(4,206,023)	6,218,214
<b>Cash from Financing and Miscellaneous Sources</b>			
16. Cash provided (applied):			
16.1 Surplus notes, capital notes .....	0	0	0
16.2 Capital and paid in surplus, less treasury stock .....	0	0	0
16.3 Borrowed funds .....	0	0	0
16.4 Net deposits on deposit-type contracts and other insurance liabilities .....	0	0	0
16.5 Dividends to stockholders .....	0	0	211,500,000
16.6 Other cash provided (applied) .....	(39,627)	(30,452,758)	(26,802,404)
17. Net cash from financing and miscellaneous sources (Line 16.1 through Line 16.4 minus Line 16.5 plus Line 16.6) .....	(39,627)	(30,452,758)	(238,302,404)
<b>RECONCILIATION OF CASH, CASH EQUIVALENTS AND SHORT-TERM INVESTMENTS</b>			
18. Net change in cash, cash equivalents and short-term investments (Line 11, plus Lines 15 and 17) .	9,780,650	(2,425,440)	(17,653,233)
19. Cash, cash equivalents and short-term investments:			
19.1 Beginning of year .....	247,183,497	264,836,730	264,836,730
19.2 End of period (Line 18 plus Line 19.1)	256,964,147	262,411,290	247,183,497

Note: Supplemental disclosures of cash flow information for non-cash transactions:

--	--	--	--

EXHIBIT OF PREMIUMS, ENROLLMENT AND UTILIZATION

	1	Comprehensive (Hospital & Medical)		4	5	6	7	8	9	10	11	12	13	14
		2	3											
	Total	Individual	Group	Medicare Supplement	Vision Only	Dental Only	Federal Employees Health Benefits Plan	Title XVIII Medicare	Title XIX Medicaid	Credit A&H	Disability Income	Long-Term Care	Other Health	Other Non-Health
Total Members at end of:														
1. Prior Year .....	17,839,046	0	0	0	16,430,272	0	1,408,774	0	0	0	0	0	0	0
2. First Quarter .....	18,614,390				17,160,553		1,453,837							
3. Second Quarter .....	0				0		0							
4. Third Quarter .....	0				0		0							
5. Current Year	0				0		0							
6. Current Year Member Months	56,019,837				51,661,031		4,358,806							
Total Member Ambulatory Encounters for Period:														
7 Physician .....	0													
8. Non-Physician .....	1,541,661				1,371,174		170,487							
9. Total	1,541,661	0	0	0	1,371,174	0	170,487	0	0	0	0	0	0	0
10. Hospital Patient Days Incurred	0													
11. Number of Inpatient Admissions	0													
12. Health Premiums Written (a) .....	358,034,143				318,091,846		39,942,297							
13. Life Premiums Direct .....	0													
14. Property/Casualty Premiums Written .....	0													
15. Health Premiums Earned.....	358,034,143				318,091,846		39,942,297							
16. Property/Casualty Premiums Earned	0													
17. Amount Paid for Provision of Health Care Services.....	296,065,984				259,091,509		36,974,475							
18. Amount Incurred for Provision of Health Care Services	301,375,573				264,401,098		36,974,475							

(a) For health premiums written: amount of Medicare Title XVIII exempt from state taxes or fees \$ .....

## CLAIMS UNPAID AND INCENTIVE POOL, WITHHOLD AND BONUS (Reported and Unreported)

∞



UNDERWRITING AND INVESTMENT EXHIBIT

ANALYSIS OF CLAIMS UNPAID - PRIOR YEAR - NET OF REINSURANCE

Line of Business	Claims Paid Year to Date		Liability End of Current Quarter		5  Claims Incurred in Prior Years (Columns 1 + 3)	6  Estimated Claim Reserve and Claim Liability December 31 of Prior Year
	1  On Claims Incurred Prior to January 1 of Current Year	2  On Claims Incurred During the Year	3  On Claims Unpaid Dec. 31 of Prior Year	4  On Claims Incurred During the Year		
1. Comprehensive (hospital and medical) individual .....					0	0
2. Comprehensive (hospital and medical) group .....					0	0
3. Medicare Supplement .....					0	0
4. Dental Only .....					0	0
5. Vision Only .....	54,826,669	208,210,188	2,360,824	59,476,808	57,187,493	56,491,024
6. Federal Employees Health Benefits Plan .....	6,884,499	26,144,628	296,445	6,885,897	7,180,944	7,219,361
7. Title XVIII - Medicare .....					0	0
8. Title XIX - Medicaid .....					0	0
9. Credit A&H .....					0	0
10. Disability Income .....					0	0
11. Long-term care .....					0	0
12. Other health .....					0	0
13. Health subtotal (Lines 1 to 12) .....	61,711,168	234,354,816	2,657,269	66,362,705	64,368,437	63,710,385
14. Health care receivables (a) .....					0	0
15. Other non-health .....					0	0
16. Medical incentive pools and bonus amounts .....					0	0
17. Totals (Lines 13 - 14 + 15 + 16)	61,711,168	234,354,816	2,657,269	66,362,705	64,368,437	63,710,385

(a) Excludes \$ loans or advances to providers not yet expensed.

NOTES TO FINANCIAL STATEMENTS

NOTE 1 Summary of Significant Accounting Policies and Going Concern

A. Accounting Practices

This statement has been completed in accordance with the Accounting Practices and Procedures Manual. The Company does not employ accounting practices that depart from the Manual.

	SSAP #	F/S Page	F/S Line #		2023		2022
NET INCOME							
(1) State basis (Page 4, Line 32, Columns 2 & 4)	XXX	XXX	XXX	\$	12,886,222	\$	211,566,724
(2) State Prescribed Practices that are an increase/ (decrease) from NAIC SAP:							
(3) State Permitted Practices that are an increase/(decrease) from NAIC SAP:							
(4) NAIC SAP (1-2-3=4)	XXX	XXX	XXX	\$	12,886,222	\$	211,566,724
SURPLUS							
(5) State basis (Page 3, Line 33, Columns 3 & 4)	XXX	XXX	XXX	\$	356,681,944	\$	333,780,582
(6) State Prescribed Practices that are an increase/(decrease) from NAIC SAP:							
(7) State Permitted Practices that are an increase/(decrease) from NAIC SAP:							
(8) NAIC SAP (5-6-7=8)	XXX	XXX	XXX	\$	356,681,944	\$	333,780,582

C. Accounting Policy

Premiums are recognized over the period of coverage and are generally based on the number of eligible participants. Receivables and related premiums are estimated based on the most recent eligibility received from clients under the program. Net revenue relating to uninsured plans is recorded as an offset to claims adjustment expenses and general administrative expenses. In addition, the Company uses the following accounting policies:

- (1) Basis for Short-Term Investments  
Short-term investments are stated at amortized cost.
- (2) Basis for Bonds and Amortization Schedule  
Bonds are stated at amortized cost using the interest method.
- (3) Basis for Common Stocks  
Stocks are stated at market value except for an investment in an affiliated entity recorded based on U.S. GAAP equity of the investee.
- (6) Basis for Loan-Backed Securities and Adjustment Methodology  
The Company has no loan-backed securities.

D. Going Concern

Management evaluated whether there are conditions and events that raise substantial doubt about the Company's ability to continue as a going concern within one year after the date that the financial statements are issued. Management's evaluation was based only on relevant conditions and events that were known and reasonably knowable at the date that the financial statements are issued. Based on the evaluation, the Company is more than able to meet all known obligations at the date that the financial statements are issued, therefore, no conditions or events raise substantial doubt about the Company's ability to continue as a going concern.

NOTE 2 Accounting Changes and Corrections of Errors

No significant changes

NOTE 3 Business Combinations and Goodwill

Not Applicable

NOTE 4 Discontinued Operations

Not Applicable

NOTE 5 Investments

- D. Loan-Backed Securities  
Not Applicable
- E. Dollar Repurchase Agreements and/or Securities Lending Transactions  
Not Applicable
- F. Repurchase Agreements Transactions Accounted for as Secured Borrowing  
Not Applicable
- G. Reverse Repurchase Agreements Transactions Accounted for as Secured Borrowing  
Not Applicable
- H. Repurchase Agreements Transactions Accounted for as a Sale  
Not Applicable
- I. Reverse Repurchase Agreements Transactions Accounted for as a Sale  
Not Applicable

NOTES TO FINANCIAL STATEMENTS

L. Restricted Assets

1. Restricted Assets (Including Pledged)

Restricted Asset Category	1  Total Gross (Admitted & Non- admitted) Restricted from Current Year	2  Total Gross (Admitted & Non- admitted) Restricted from Prior Year	3  Increase/ (Decrease) (1 minus 2)	4  Total Current Year Non- admitted Restricted	5  Total Current Year Admitted Restricted (1 minus 4)	6  Gross (Admitted & Non- admitted) Restricted to Total Assets (a)	7  Admitted Restricted to Total Admitted Assets (b)
a. Subject to contractual obligation for which liability is not shown	\$ -	\$ -	\$ -	\$ -	\$ -	0.000%	0.000%
b. Collateral held under security lending agreements	\$ -	\$ -	\$ -	\$ -	\$ -	0.000%	0.000%
c. Subject to repurchase agreements	\$ -	\$ -	\$ -	\$ -	\$ -	0.000%	0.000%
d. Subject to reverse repurchase agreements	\$ -	\$ -	\$ -	\$ -	\$ -	0.000%	0.000%
e. Subject to dollar repurchase agreements	\$ -	\$ -	\$ -	\$ -	\$ -	0.000%	0.000%
f. Subject to dollar reverse repurchase agreements	\$ -	\$ -	\$ -	\$ -	\$ -	0.000%	0.000%
g. Placed under option contracts	\$ -	\$ -	\$ -	\$ -	\$ -	0.000%	0.000%
h. Letter stock or securities restricted as to sale - excluding FHLB capital stock	\$ -	\$ -	\$ -	\$ -	\$ -	0.000%	0.000%
i. FHLB capital stock	\$ -	\$ -	\$ -	\$ -	\$ -	0.000%	0.000%
j. On deposit with states	\$ 4,353,876	\$ 4,352,260	\$ 1,616	\$ -	\$ 4,353,876	0.562%	0.839%
k. On deposit with other regulatory bodies	\$ -	\$ -	\$ -	\$ -	\$ -	0.000%	0.000%
l. Pledged collateral to FHLB (including assets backing funding agreements)	\$ -	\$ -	\$ -	\$ -	\$ -	0.000%	0.000%
m. Pledged as collateral not captured in other categories	\$ -	\$ -	\$ -	\$ -	\$ -	0.000%	0.000%
n. Other restricted assets	\$ -	\$ -	\$ -	\$ -	\$ -	0.000%	0.000%
o. Total Restricted Assets (Sum of a through n)	\$ 4,353,876	\$ 4,352,260	\$ 1,616	\$ -	\$ 4,353,876	0.562%	0.839%

(a) Column 1 divided by Asset Page, Column 1, Line 28

(b) Column 5 divided by Asset Page, Column 3, Line 28

2. Detail of Assets Pledged as Collateral Not Captured in Other Categories (Contracts That Share Similar Characteristics, Such as Reinsurance and Derivatives, Are Reported in the Aggregate)

Not Applicable

3. Detail of Other Restricted Assets (Contracts That Share Similar Characteristics, Such as Reinsurance and Derivatives, Are Reported in the Aggregate)

Not Applicable

4. Collateral Received and Reflected as Assets Within the Reporting Entity's Financial Statements

Not Applicable

M. Working Capital Finance Investments

Not Applicable

N. Offsetting and Netting of Assets and Liabilities

Not Applicable

R. Reporting Entity's Share of Cash Pool by Asset Type

Asset Type	Percent Share
(1) Cash	12.6%
(2) Cash Equivalents	15.8%
(3) Short-Term Investments	71.6%
(4) Total	100.0%

NOTE 6 Joint Ventures, Partnerships and Limited Liability Companies

Not Applicable

NOTE 7 Investment Income

Not Applicable

NOTE 8 Derivative Instruments

Not Applicable

NOTE 9 Income Taxes

No significant changes

NOTE 10 Information Concerning Parent, Subsidiaries, Affiliates and Other Related Parties

O. SCA or SSAP 48 Entity Loss Tracking

1  Entity	2  Reporting Entity's Share of Net Income (Loss)	3  Accumulated Share of Net Income (Losses)	4  Reporting Entity's Share of Equity, Including Negative Equity	5  Guaranteed Obligation / Commit- ment for Financial Support (Yes/No)	6  Amount of the Recognized Guarantee Under SSAP No. 5R
Eyefinity, Inc	\$ (1,701,834)	\$ (32,691,853)	\$ (11,898,786)	No	\$ -

The company treats its investment in Eyefinity as a non-admitted asset since a stand alone audit of Eyefinity's financial statements is not performed. Since Eyefinity, Inc. has negative equity, the reported value at March 31, 2023 is -0-.

NOTES TO FINANCIAL STATEMENTS

NOTE 11 Debt  
Not Applicable

NOTE 12 Retirement Plans, Deferred Compensation, Postemployment Benefits and Compensated Absences and Other Postretirement Benefit Plans  
Not Applicable

NOTE 13 Capital and Surplus, Dividend Restrictions and Quasi-Reorganizations  
Not Applicable

NOTE 14 Liabilities, Contingencies and Assessments  
Not Applicable

NOTE 15 Leases  
Not Applicable

NOTE 16 Information About Financial Instruments With Off-Balance Sheet Risk and Financial Instruments With Concentrations of Credit Risk  
Not Applicable

NOTE 17 Sale, Transfer and Servicing of Financial Assets and Extinguishments of Liabilities  
Not Applicable

NOTE 18 Gain or Loss to the Reporting Entity from Uninsured Plans and the Uninsured Portion of Partially Insured Plans  
No significant changes

NOTE 19 Direct Premium Written/Produced by Managing General Agents/Third Party Administrators  
Not Applicable

NOTE 20 Fair Value Measurements  
A.

(1) Fair Value Measurements at Reporting Date

Description for each class of asset or liability	(Level 1)	(Level 2)	(Level 3)	Net Asset Value (NAV)	Total
a. Assets at fair value					
Equities	\$ 36,757,959	\$ -	\$ -	\$ -	\$ 36,757,959
Total assets at fair value/NAV	\$ 36,757,959	\$ -	\$ -	\$ -	\$ 36,757,959

Excludes investment in Vision Service Plan Insurance Company (Missouri)

(2) Fair Value Measurements in (Level 3) of the Fair Value hierarchy  
Not Applicable

(3) Policies when Transfers Between Levels are Recognized  
Not Applicable

(4) Description of Valuation Techniques and Inputs Used in Fair Value Measurement  
Not Applicable

(5) Fair Value Disclosures  
Not Applicable

B. Fair Value Reporting under SSAP 100 and Other Accounting Pronouncements  
Not Applicable

C. Aggregate fair value for all financial instruments and the level within the fair value hierarchy in which the fair value measurements in their entirety fall.

Type of Financial Instrument	Aggregate Fair Value	Admitted Assets	(Level 1)	(Level 2)	(Level 3)	Net Asset Value (NAV)	Not Practicable (Carrying Value)
Cash Equivament	\$ 40,695,022	\$ 40,695,022	\$ 8,644,932	\$ 32,050,090	\$ -	\$ -	\$ -
ST Investments	\$ 184,026,203	\$ 184,047,989	\$ -	\$ 184,026,203	\$ -	\$ -	\$ -
Bonds	\$ 19,300,386	\$ 20,847,121	\$ 306,682	\$ 18,993,704	\$ -	\$ -	\$ -
Common Stock	\$ 36,757,959	\$ 36,757,959	\$ 36,757,959	\$ -	\$ -	\$ -	\$ -

Common stock excludes investment in Vision Service Plan Insurance Company (Missouri)

D. Not Practicable to Estimate Fair Value  
Not Applicable

E. NAV Practical Expedient Investments  
Not Applicable

NOTE 21 Other Items  
Not Applicable

NOTE 22 Events Subsequent  
Subsequent events have been considered through May 12, 2023, the date on which the financial statements were available to be issued. There were no events occuring subsequent to the end of the quarter that merited recognition or disclosure in these statements.

NOTE 23 Reinsurance  
Not Applicable

NOTES TO FINANCIAL STATEMENTS

NOTE 24 Retrospectively Rated Contracts & Contracts Subject to Redetermination

E. Risk Sharing Provisions of the Affordable Care Act

(1) Did the reporting entity write accident and health insurance premium which is subject to the Affordable Care Act risk sharing provisions (YES/NO)? Yes [ ] No [X]

(2) Impact of Risk Sharing Provisions of the Affordable Care Act on Admitted Assets, Liabilities and Revenue for the Current Year  
Not Applicable

(3) Roll forward of prior year ACA risk sharing provisions for the following asset (gross of any nonadmission) and liability balances along with the reasons for adjustments to prior year balance.  
Not Applicable

(4) Roll-Forward of Risk Corridors Asset and Liability Balances by Program Benefit Year  
Not Applicable

(5) ACA Risk Corridors Receivable as of Reporting Date  
Not Applicable

NOTE 25 Change in Incurred Claims and Claim Adjustment Expenses

A. Change in Incurred Losses and Loss Adjustment Expenses  
Activity in claims unpaid and related expenses is summarized as follows:

	2023	2022
BALANCE - Jan 1	\$ 65,029,768	\$ 69,730,085
Incurred related to:		
Current Year	\$ 315,734,647	\$ 1,014,940,373
Prior Years	\$ (440,336)	\$ (9,550,689)
Total Incurred	\$ 315,294,311	\$ 1,005,389,684
Paid related to:		
Current Year	\$ (245,285,334)	\$ (949,910,605)
Prior Years	\$ (64,589,432)	\$ (60,179,396)
Total paid	\$ 309,874,766	\$ 1,010,090,001
BALANCE - Mar 31/Dec 31	\$ 70,449,313	\$ 65,029,768

Reserves as of March 31, 2023 were \$70,449,313. As of March 31, 2023, \$64,589,432 has been paid for incurred claims and claim adjustment expenses attributable to insured events of prior years. Reserves remaining for prior years are now \$440,336 as a result of re-estimation of unpaid claims and claim adjustment expenses. Therefore, there has been a \$440,336 favorable prior-year development from December 31, 2022 to March 31, 2023. The decrease is generally the result of ongoing analysis of recent loss development trends. Original estimates are increased or decreased, as additional information becomes known regarding individual claims.

B. Information about Significant Changes in Methodologies and Assumptions  
Not Applicable

NOTE 26 Intercompany Pooling Arrangements

Not Applicable

NOTE 27 Structured Settlements

Not Applicable

NOTE 28 Health Care Receivables

Not Applicable

NOTE 29 Participating Policies

Not Applicable

NOTE 30 Premium Deficiency Reserves

No significant changes

NOTE 31 Anticipated Salvage and Subrogation

Not Applicable

GENERAL INTERROGATORIES

PART 1 - COMMON INTERROGATORIES

GENERAL

1.1

Did the reporting entity experience any material transactions requiring the filing of Disclosure of Material Transactions with the State of Domicile, as required by the Model Act?

Yes [ ] No [ X ]

1.2

If yes, has the report been filed with the domiciliary state?

Yes [ ] No [ ]

2.1

Has any change been made during the year of this statement in the charter, by-laws, articles of incorporation, or deed of settlement of the reporting entity?

Yes [ ] No [ X ]

2.2

If yes, date of change:

3.1

Is the reporting entity a member of an Insurance Holding Company System consisting of two or more affiliated persons, one or more of which is an insurer?  
If yes, complete Schedule Y, Parts 1 and 1A.

Yes [ X ] No [ ]

3.2

Have there been any substantial changes in the organizational chart since the prior quarter end?

Yes [ ] No [ X ]

3.3

If the response to 3.2 is yes, provide a brief description of those changes.

3.4

Is the reporting entity publicly traded or a member of a publicly traded group?

Yes [ ] No [ X ]

3.5

If the response to 3.4 is yes, provide the CIK (Central Index Key) code issued by the SEC for the entity/group.

4.1

Has the reporting entity been a party to a merger or consolidation during the period covered by this statement?

Yes [ ] No [ X ]

4.2

If yes, provide the name of the entity, NAIC Company Code, and state of domicile (use two letter state abbreviation) for any entity that has ceased to exist as a result of the merger or consolidation.

1	2	3
Name of Entity	NAIC Company Code	State of Domicile

5.

If the reporting entity is subject to a management agreement, including third-party administrator(s), managing general agent(s), attorney-in-fact, or similar agreement, have there been any significant changes regarding the terms of the agreement or principals involved?  
If yes, attach an explanation.

Yes [ ] No [ X ] N/A [ ]

6.1

State as of what date the latest financial examination of the reporting entity was made or is being made.

12/31/2018

6.2

State the as of date that the latest financial examination report became available from either the state of domicile or the reporting entity. This date should be the date of the examined balance sheet and not the date the report was completed or released.

12/31/2018

6.3

State as of what date the latest financial examination report became available to other states or the public from either the state of domicile or the reporting entity. This is the release date or completion date of the examination report and not the date of the examination (balance sheet date).

06/30/2020

6.4

By what department or departments?  
Ohio Department of Insurance

6.5

Have all financial statement adjustments within the latest financial examination report been accounted for in a subsequent financial statement filed with Departments?

Yes [ ] No [ ] N/A [ X ]

6.6

Have all of the recommendations within the latest financial examination report been complied with?

Yes [ ] No [ X ] N/A [ ]

7.1

Has this reporting entity had any Certificates of Authority, licenses or registrations (including corporate registration, if applicable) suspended or revoked by any governmental entity during the reporting period?

Yes [ ] No [ X ]

7.2

If yes, give full information:

8.1

Is the company a subsidiary of a bank holding company regulated by the Federal Reserve Board?

Yes [ ] No [ X ]

8.2

If response to 8.1 is yes, please identify the name of the bank holding company.

8.3

Is the company affiliated with one or more banks, thrifts or securities firms?

Yes [ ] No [ X ]

8.4

If response to 8.3 is yes, please provide below the names and location (city and state of the main office) of any affiliates regulated by a federal regulatory services agency [i.e. the Federal Reserve Board (FRB), the Office of the Comptroller of the Currency (OCC), the Federal Deposit Insurance Corporation (FDIC) and the Securities Exchange Commission (SEC)] and identify the affiliate's primary federal regulator.

1	2	3	4	5	6
Affiliate Name	Location (City, State)	FRB	OCC	FDIC	SEC

STATEMENT AS OF MARCH 31, 2023 OF THE Vision Service Plan Insurance Company

GENERAL INTERROGATORIES

9.1

Are the senior officers (principal executive officer, principal financial officer, principal accounting officer or controller, or persons performing similar functions) of the reporting entity subject to a code of ethics, which includes the following standards? .....  
(a) Honest and ethical conduct, including the ethical handling of actual or apparent conflicts of interest between personal and professional relationships;  
(b) Full, fair, accurate, timely and understandable disclosure in the periodic reports required to be filed by the reporting entity;  
(c) Compliance with applicable governmental laws, rules and regulations;  
(d) The prompt internal reporting of violations to an appropriate person or persons identified in the code; and  
(e) Accountability for adherence to the code.

Yes [ X ] No [ ]

9.11

If the response to 9.1 is No, please explain:  
.....

9.2

Has the code of ethics for senior managers been amended? .....

Yes [ ] No [ X ]

9.21

If the response to 9.2 is Yes, provide information related to amendment(s).  
.....

9.3

Have any provisions of the code of ethics been waived for any of the specified officers? .....

Yes [ ] No [ X ]

9.31

If the response to 9.3 is Yes, provide the nature of any waiver(s).  
.....

FINANCIAL

10.1

Does the reporting entity report any amounts due from parent, subsidiaries or affiliates on Page 2 of this statement? .....

Yes [ X ] No [ ]

10.2

If yes, indicate any amounts receivable from parent included in the Page 2 amount: .....\$.....

0

INVESTMENT

11.1

Were any of the stocks, bonds, or other assets of the reporting entity loaned, placed under option agreement, or otherwise made available for use by another person? (Exclude securities under securities lending agreements.) .....

Yes [ ] No [ X ]

11.2

If yes, give full and complete information relating thereto:  
.....

12.

Amount of real estate and mortgages held in other invested assets in Schedule BA: .....

\$.....

0

13.

Amount of real estate and mortgages held in short-term investments: .....

\$.....

0

14.1

Does the reporting entity have any investments in parent, subsidiaries and affiliates? .....

Yes [ X ] No [ ]

14.2

If yes, please complete the following:

	1	2
	Prior Year-End Book/Adjusted Carrying Value	Current Quarter Book/Adjusted Carrying Value
14.21 Bonds .....	\$.....0	\$.....
14.22 Preferred Stock .....	\$.....0	\$.....
14.23 Common Stock .....	\$.....287,986,575	\$.....299,967,535
14.24 Short-Term Investments .....	\$.....0	\$.....
14.25 Mortgage Loans on Real Estate .....	\$.....0	\$.....
14.26 All Other .....	\$.....0	\$.....
14.27 Total Investment in Parent, Subsidiaries and Affiliates (Subtotal Lines 14.21 to 14.26) .....	\$.....287,986,575	\$.....299,967,535
14.28 Total Investment in Parent included in Lines 14.21 to 14.26 above .....	\$.....	\$.....

15.1

Has the reporting entity entered into any hedging transactions reported on Schedule DB? .....

Yes [ ] No [ X ]

15.2

If yes, has a comprehensive description of the hedging program been made available to the domiciliary state? ..... Yes [ ] No [ ] N/A [ X ]  
If no, attach a description with this statement.  
.....

16.

For the reporting entity's security lending program, state the amount of the following as of the current statement date:

16.1

Total fair value of reinvested collateral assets reported on Schedule DL, Parts 1 and 2. ....

\$.....

0

16.2

Total book/adjusted carrying value of reinvested collateral assets reported on Schedule DL, Parts 1 and 2 .....

\$.....

0

16.3

Total payable for securities lending reported on the liability page. ....

\$.....

0

STATEMENT AS OF MARCH 31, 2023 OF THE Vision Service Plan Insurance Company

GENERAL INTERROGATORIES

17. Excluding items in Schedule E - Part 3 - Special Deposits, real estate, mortgage loans and investments held physically in the reporting entity's offices, vaults or safety deposit boxes, were all stocks, bonds and other securities, owned throughout the current year held pursuant to a custodial agreement with a qualified bank or trust company in accordance with Section 1, III - General Examination Considerations, F. Outsourcing of Critical Functions, Custodial or Safekeeping Agreements of the NAIC Financial Condition Examiners Handbook? ..... Yes [ X ] No [ ]
- 17.1 For all agreements that comply with the requirements of the NAIC Financial Condition Examiners Handbook, complete the following:

1 Name of Custodian(s)	2 Custodian Address
Morgan Stanley .....	1333 N. California Blvd., Ste. 133, Walnut Creek, CA 94596 .....
US Bank .....	633 W. 5th Street, 24th Floor, Los Angeles, CA 90071 .....
Wells Fargo Institutional Securities, LLC .....	45 Fremont St, 34th Flr, SF, CA 94105 .....

- 17.2 For all agreements that do not comply with the requirements of the NAIC Financial Condition Examiners Handbook, provide the name, location and a complete explanation:

1 Name(s)	2 Location(s)	3 Complete Explanation(s)
.....	.....	.....

- 17.3 Have there been any changes, including name changes, in the custodian(s) identified in 17.1 during the current quarter? ..... Yes [ ] No [ X ]
- 17.4 If yes, give full information relating thereto:

1 Old Custodian	2 New Custodian	3 Date of Change	4 Reason
.....	.....	.....	.....

- 17.5 Investment management – Identify all investment advisors, investment managers, broker/dealers, including individuals that have the authority to make investment decisions on behalf of the reporting entity. For assets that are managed internally by employees of the reporting entity, note as such. ["...that have access to the investment accounts"; "...handle securities"]

1 Name of Firm or Individual	2 Affiliation
VSP Treasury Manager .....	A.....
Morgan Stanley .....	U.....
.....	.....

- 17.5097 For those firms/individuals listed in the table for Question 17.5, do any firms/individuals unaffiliated with the reporting entity (i.e. designated with a "U") manage more than 10% of the reporting entity's invested assets?..... Yes [ X ] No [ ]
- 17.5098 For firms/individuals unaffiliated with the reporting entity (i.e. designated with a "U") listed in the table for Question 17.5, does the total assets under management aggregate to more than 50% of the reporting entity's invested assets?..... Yes [ ] No [ X ]

- 17.6 For those firms or individuals listed in the table for 17.5 with an affiliation code of "A" (affiliated) or "U" (unaffiliated), provide the information for the table below.

1	2	3	4	5
Central Registration Depository Number	Name of Firm or Individual	Legal Entity Identifier (LEI)	Registered With	Investment Management Agreement (IMA) Filed
N/A .....	VSP Treasury Manager .....	N/A .....	N/A .....	NO.....
149777 .....	Morgan Stanley .....	N/A .....	SEC .....	NO.....
.....	.....	.....	.....	.....

- 18.1 Have all the filing requirements of the Purposes and Procedures Manual of the NAIC Investment Analysis Office been followed? ..... Yes [ X ] No [ ]
- 18.2 If no, list exceptions:  
.....

19. By self-designating 5GI securities, the reporting entity is certifying the following elements for each self-designated 5GI security:
- a. Documentation necessary to permit a full credit analysis of the security does not exist or an NAIC CRP credit rating for an FE or PL security is not available.
- b. Issuer or obligor is current on all contracted interest and principal payments.
- c. The insurer has an actual expectation of ultimate payment of all contracted interest and principal.
- Has the reporting entity self-designated 5GI securities? ..... Yes [ ] No [ X ]

20. By self-designating PLGI securities, the reporting entity is certifying the following elements of each self-designated PLGI security:
- a. The security was purchased prior to January 1, 2018.
- b. The reporting entity is holding capital commensurate with the NAIC Designation reported for the security.
- c. The NAIC Designation was derived from the credit rating assigned by an NAIC CRP in its legal capacity as a NRSRO which is shown on a current private letter rating held by the insurer and available for examination by state insurance regulators.
- d. The reporting entity is not permitted to share this credit rating of the PL security with the SVO.
- Has the reporting entity self-designated PLGI securities? ..... Yes [ ] No [ X ]

21. By assigning FE to a Schedule BA non-registered private fund, the reporting entity is certifying the following elements of each self-designated FE fund:
- a. The shares were purchased prior to January 1, 2019.
- b. The reporting entity is holding capital commensurate with the NAIC Designation reported for the security.
- c. The security had a public credit rating(s) with annual surveillance assigned by an NAIC CRP in its legal capacity as an NRSRO prior to January 1, 2019.
- d. The fund only or predominantly holds bonds in its portfolio.
- e. The current reported NAIC Designation was derived from the public credit rating(s) with annual surveillance assigned by an NAIC CRP in its legal capacity as an NRSRO.
- f. The public credit rating(s) with annual surveillance assigned by an NAIC CRP has not lapsed.
- Has the reporting entity assigned FE to Schedule BA non-registered private funds that complied with the above criteria? ..... Yes [ ] No [ X ]



GENERAL INTERROGATORIES

PART 2 - HEALTH

1.

Operating Percentages:

1.1 A&H loss percent

84.0 %

1.2 A&H cost containment percent

0.0 %

1.3 A&H expense percent excluding cost containment expenses

17.0 %
- 2.1

Do you act as a custodian for health savings accounts?

Yes ☐ No ☒
- 2.2

If yes, please provide the amount of custodial funds held as of the reporting date

\$
- 2.3

Do you act as an administrator for health savings accounts?

Yes ☐ No ☒
- 2.4

If yes, please provide the balance of the funds administered as of the reporting date

\$
3.

Is the reporting entity licensed or chartered, registered, qualified, eligible or writing business in at least two states?

Yes ☒ No ☐
- 3.1

If no, does the reporting entity assume reinsurance business that covers risks residing in at least one state other than the state of domicile of the reporting entity?

Yes ☐ No ☐

## Showing All New Reinsurance Treaties - Current Year to Date

1	2	3	4	5	6	7	8	9	10
NAIC Company Code	ID Number	Effective Date	Name of Reinsurer	Domiciliary Jurisdiction	Type of Reinsurance Ceded	Type of Business Ceded	Type of Reinsurer	Certified Reinsurer Rating  (1 through 6)	Effective Date of Certified Reinsurer Rating
			NONE						

STATEMENT AS OF MARCH 31, 2023 OF THE Vision Service Plan Insurance Company

SCHEDULE T - PREMIUMS AND OTHER CONSIDERATIONS

Current Year to Date - Allocated by States and Territories											
		1	Direct Business Only								
		Active Status (a)	2	3	4	5	6	7	8	9	10
States, etc.			Accident and Health Premiums	Medicare Title XVIII	Medicaid Title XIX	CHIP Title XXI	Federal Employees Health Benefits Program Premiums	Life and Annuity Premiums & Other Considerations	Property/Casualty Premiums	Total Columns 2 Through 8	Deposit-Type Contracts
1.	Alabama .....	AL.....L	10,144,036							10,144,036	
2.	Alaska .....	AK.....L								.0	
3.	Arizona .....	AZ.....L	10,083,450							10,083,450	
4.	Arkansas .....	AR.....L								.0	
5.	California .....	CA.....L								.0	
6.	Colorado .....	CO.....L	15,869,391							15,869,391	
7.	Connecticut .....	CT.....L	6,224,390							6,224,390	
8.	Delaware .....	DE.....L	1,790,352							1,790,352	
9.	District of Columbia	DC.....L	1,458,740				39,942,297			41,401,037	
10.	Florida .....	FL.....N								.0	
11.	Georgia .....	GA.....N								.0	
12.	Hawaii .....	HI.....L								.0	
13.	Idaho .....	ID.....L								.0	
14.	Illinois .....	IL.....L								.0	
15.	Indiana .....	IN.....L	9,073,256							9,073,256	
16.	Iowa .....	IA.....L	3,160,127							3,160,127	
17.	Kansas .....	KS.....L	4,118,879							4,118,879	
18.	Kentucky .....	KY.....L	1,725,848							1,725,848	
19.	Louisiana .....	LA.....L	2,416,838							2,416,838	
20.	Maine .....	ME.....L	1,597,766							1,597,766	
21.	Maryland .....	MD.....L								.0	
22.	Massachusetts .....	MA.....L	19,565,359							19,565,359	
23.	Michigan .....	MI.....L	17,717,772							17,717,772	
24.	Minnesota .....	MN.....L	13,599,584							13,599,584	
25.	Mississippi .....	MS.....L	2,289,349							2,289,349	
26.	Missouri .....	MO.....N								.0	
27.	Montana .....	MT.....L	978,332							978,332	
28.	Nebraska .....	NE.....L	1,703,311							1,703,311	
29.	Nevada .....	NV.....L								.0	
30.	New Hampshire .....	NH.....L	1,546,467							1,546,467	
31.	New Jersey .....	NJ.....L	19,884,925							19,884,925	
32.	New Mexico .....	NM.....N								.0	
33.	New York .....	NY.....N								.0	
34.	North Carolina .....	NC.....L	19,790,562							19,790,562	
35.	North Dakota .....	ND.....L	905,752							905,752	
36.	Ohio .....	OH.....L	27,354,036							27,354,036	
37.	Oklahoma .....	OK.....L	13,062,854							13,062,854	
38.	Oregon .....	OR.....L	5,854,839							5,854,839	
39.	Pennsylvania .....	PA.....L	21,510,857							21,510,857	
40.	Rhode Island .....	RI.....L	2,972,662							2,972,662	
41.	South Carolina .....	SC.....L	3,314,809							3,314,809	
42.	South Dakota .....	SD.....L	3,860,399							3,860,399	
43.	Tennessee .....	TN.....L	9,558,686							9,558,686	
44.	Texas .....	TX.....L	51,409,173							51,409,173	
45.	Utah .....	UT.....L	3,143,037							3,143,037	
46.	Vermont .....	VT.....L	1,946,880							1,946,880	
47.	Virginia .....	VA.....L								.0	
48.	Washington .....	WA.....L								.0	
49.	West Virginia .....	WV.....L	976,199							976,199	
50.	Wisconsin .....	WI.....L	7,482,929							7,482,929	
51.	Wyoming .....	WY.....L								.0	
52.	American Samoa .....	AS.....N								.0	
53.	Guam .....	GU.....N								.0	
54.	Puerto Rico .....	PR.....N								.0	
55.	U.S. Virgin Islands .....	VI.....N								.0	
56.	Northern Mariana Islands .....	MP.....N								.0	
57.	Canada .....	CAN.....N								.0	
58.	Aggregate Other Aliens .....	OT.....XXX	.0	.0	.0	.0	.0	.0	.0	.0	.0
59.	Subtotal .....	XXX	318,091,846	.0	.0	.0	39,942,297	.0	.0	358,034,143	.0
60.	Reporting Entity Contributions for Employee Benefit Plans .....	XXX								.0	
61.	Totals (Direct Business)	XXX	318,091,846	0	0	0	39,942,297	0	0	358,034,143	0
DETAILS OF WRITE-INS											
58001.	.....	XXX									
58002.	.....	XXX									
58003.	.....	XXX									
58998.	Summary of remaining write-ins for Line 58 from overflow page .....	XXX	.0	.0	.0	.0	.0	.0	.0	.0	.0
58999.	Totals (Lines 58001 through 58003 plus 58998)(Line 58 above) .....	XXX	0	0	0	0	0	0	0	0	0

(a) Active Status Counts:

1. L - Licensed or Chartered - Licensed insurance carrier or domiciled RRG..... 46

2. R - Registered - Non-domiciled RRGs..... 0

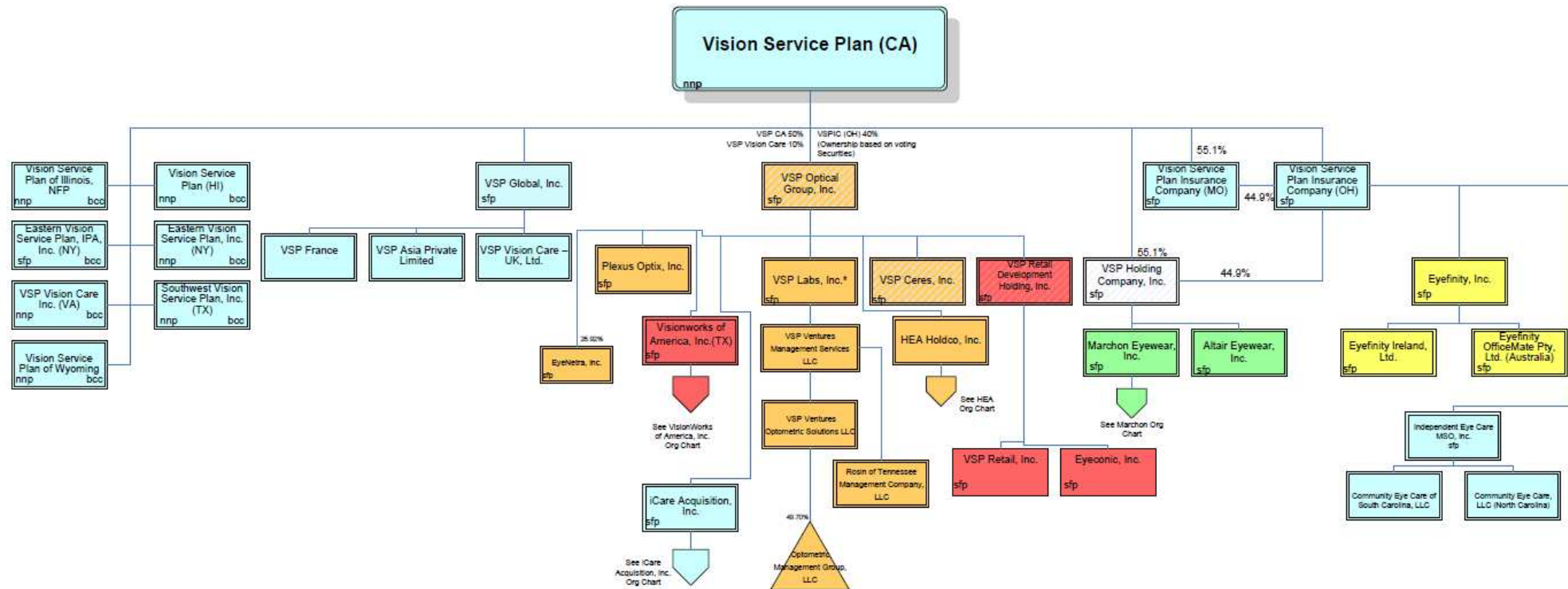
3. E - Eligible - Reporting entities eligible or approved to write surplus lines in the state. .... 0

4. Q - Qualified - Qualified or accredited reinsurer..... 0

5. N - None of the above - Not allowed to write business in the state..... 11

**SCHEDULE Y – INFORMATION CONCERNING ACTIVITIES OF INSURER MEMBERS OF A HOLDING COMPANY GROUP**  
PART 1 – ORGANIZATIONAL CHART

## Organizational Chart, Vision Service Plan



Insurance Entities	FEIN	NAIC	Other Entities	FEIN
Eastern Vision Service Plan, Inc.	22-2777159	47029	Altair Eyewear, Inc.	68-0295156
Eastern Vision Service Plan IPA, Inc.	20-1949500	None	Eyeconic, Inc.	27-3107295
Southwest Vision Service Plan, Inc.	75-1768288	None	Eyefinity, Inc.	68-0450450
Vision Service Plan (CA)	46-1832821	None	Marchon Eyewear, Inc.	11-2617384
Vision Service Plan (HI)	99-0247673	None	Plexus Optix, Inc.	27-0621213
Vision Service Plan Insurance Company (OH)	68-1227840	39616	VSP Ceres, Inc.	27-5016913
Vision Service Plan Insurance Company (MO)	38-3560825	32395	VSP Global, Inc.	27-0933693
Vision Service Plan of Illinois, NFP	20-0891619	12516	VSP Holding Company, Inc.	26-1998746
Vision Service Plan of Wyoming	83-0212963	None	VSP Labs, Inc.	27-0621143
VSP Vision Care, Inc.	23-7089668	53031	VSP Optical Group, Inc.	27-0621084
Independent Eye Care MSO, Inc.	56-1685814	None	VSP Retail Development Holding, Inc.	46-5393037
Community Eye Care of South Carolina, LLC	26-3268063	None	VSP Retail, Inc.	48-5406960
			VSP Ventures Management Services LLC	61-1930870
			Visionworks of America, Inc.	74-1227775
			VSP Ventures Optometric Solutions LLC	84-2363097
			Roslin of Tennessee Management Company, LLC	83-4635050
			Core Acquisition, Inc.	84-3873521
			Optometric Management Group, LLC	31-1743421
			HEA Holdco, Inc.	87-1701636

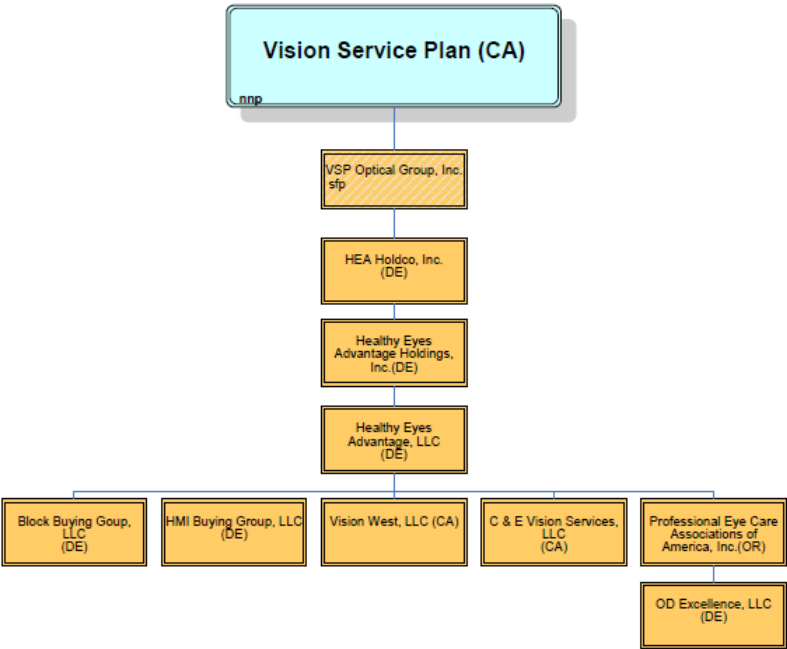
\*VSP Labs, Inc. dba:  
 VSPOne Sacramento  
 VSPOne Dallas  
 VSPOne Columbus  
 VSPOne Hawaii  
 VSPOne Tampa Bay



Vision Service Plan  
Proprietary and Confidential  
For Internal Use Only

SCHEDULE Y – INFORMATION CONCERNING ACTIVITIES OF INSURER MEMBERS OF A HOLDING COMPANY GROUP  
PART 1 – ORGANIZATIONAL CHART

Organizational Chart, HEA/PECAA



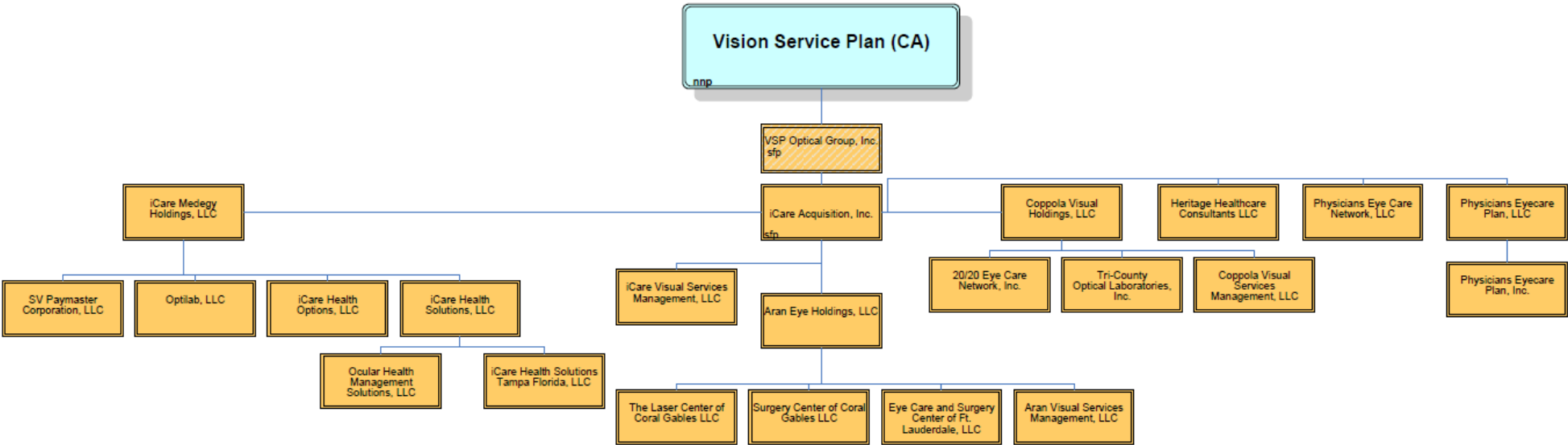
Corporate Ownership Key

nnp	Non-Stock, non-profit corporation
sfp	Stock, for-profit corporation
bcc	Board-controlled corporation
XX%	Ownership percentage

Each entity is 100% owned by its parent unless otherwise indicated.

SCHEDULE Y – INFORMATION CONCERNING ACTIVITIES OF INSURER MEMBERS OF A HOLDING COMPANY GROUP  
PART 1 – ORGANIZATIONAL CHART

Organizational Chart, iCare Acquisition, Inc.



Corporate Ownership Key

nnp	Non-Stock, non-profit corporation
sfp	Stock, for-profit corporation
bcc	Board-controlled corporation
XX%	Ownership percentage

Each entity is 100% owned by its parent unless otherwise indicated.

The organizational chart illustrates the corporate structure of Vision Service Plan (CA) and its various subsidiaries and branches. At the top is Vision Service Plan (CA), which is a Vision Benefits Company. It holds a 55.1% stake in VSP Holding Company, Inc. (a Holding Company) and a 44.9% stake in Vision Service Plan Insurance Company (OH) (a Vision Benefits Company). VSP Holding Company, Inc. owns Altair Eyewear, Inc. (an Eyewear Company) and Marchon Eyewear, Inc. (an Eyewear Company). Marchon Eyewear, Inc. is the parent of a large group of subsidiaries and branches, including: I Enterprises Pty. Ltd. (Australia) (an Eyewear Company), which owns ME Australia (an Eyewear Company); Marchon Mexico (Mexico) (an Eyewear Company); Marchon Brasil Ltda (Brazil) (an Eyewear Company), which owns FC 18 Comercio e Representacoes Ltda (Brazil) (inactive) (a Liquidated/inactive Company); Allure Eyewear, LLC (a Joint Venture with Steve Clarke 49%); Marchon Hispania S.L (Spain) (an Eyewear Company); Marchon Europe B.V (Netherlands) (an Eyewear Company), which owns Marchon France S.A.S. (an Eyewear Company) and Marchon Italia S.R.L. (Italy) (an Eyewear Company); Marchon Canada, Inc. (an Eyewear Company); Marchon Germany GmbH (an Eyewear Company), which owns the Austrian Branch (a Branch Operation); Marchon UK Ltd. (an Eyewear Company); Scandinavian Eyewear (Sweden) (an Eyewear Company); Marchon Japan KK (an Eyewear Company), which owns Marchon Singapore Pte. Ltd. (an Eyewear Company); Marchon Eyewear (Hong Kong) Ltd. (an Eyewear Company), which owns Marchon Eyewear (ShangHai) Ltd. (an Eyewear Company) and Marchon Eyewear Shenzhen Ltd. China (an Eyewear Company); Marchon Mauritius Limited (an Eyewear Company), which owns Sterling Meta-Plast India Private Limited (an Eyewear Company, with Marchon Mauritius 49% Promoters (below) 51%); Marchon Portugal, Unipessoal, Lda (an Eyewear Company); Marchon Gulf FZE (an Eyewear Company); ENTERNASYO NAK GÖZLÜK SANAYI VE TİCARET ANONİM ŞİRKETİ (an Eyewear Company, with Marchon Europe 55% Kazim et al 45%); and the Belgian Branch (a Branch Operation).

**Legend**

	Vision Benefits Company
	Eyewear Company
	Holding Company
	Liquidated/inactive Company
	Joint Venture
	Branch Operation

**Vision Service Plan (CA)**

55.1% 44.9%

VSP Holding Company, Inc.

Altair Eyewear, Inc.

Marchon Eyewear, Inc.

I Enterprises Pty. Ltd (Australia)

ME Australia

Marchon Mexico (Mexico)

Marchon Brasil Ltda (Brazil)

FC 18 Comercio e Representacoes Ltda (Brazil) (inactive)

Allure Eyewear, LLC

Marchon Eyewear 51% Steve Clarke 49%

Marchon Hispania S.L (Spain)

Marchon Europe B.V (Netherlands)

Marchon France S.A.S.

Marchon Italia S.R.L. (Italy)

Marchon Canada, Inc.

Marchon Germany GmbH

Austrian Branch

Marchon UK Ltd.

Scandinavian Eyewear (Sweden)

Marchon Japan KK

Marchon Singapore Pte. Ltd.

Marchon Eyewear (Hong Kong) Ltd.

Marchon Eyewear (ShangHai) Ltd.

Marchon Eyewear Shenzhen Ltd. China

Marchon Mauritius Limited

Sterling Meta-Plast India Private Limited

Marchon Mauritius 49% Promoters (below) 51% Ketan L. Parikh Jitendra L. Parikh Rajesh L. Parikh Amit L. Parikh

Marchon Portugal, Unipessoal, Lda

Marchon Gulf FZE

ENTERNASYO NAK GÖZLÜK SANAYI VE TİCARET ANONİM ŞİRKETİ

Marchon Europe 55% Kazim et al 45%

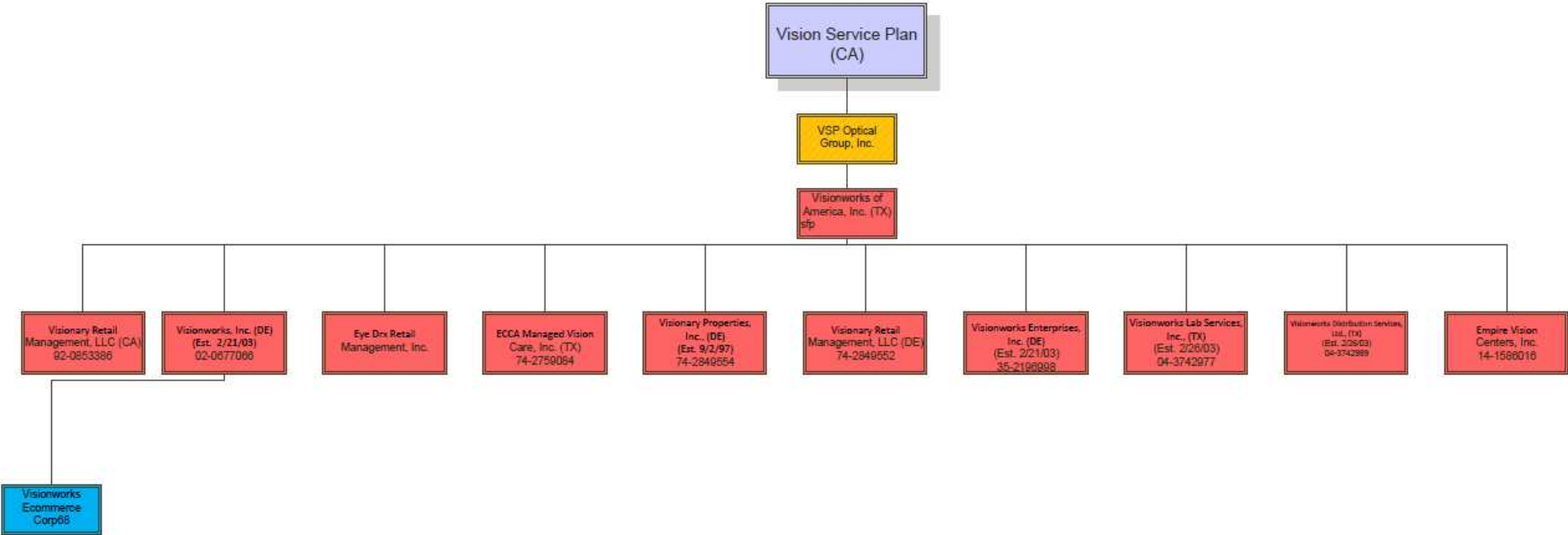
Belgian Branch

**VSP vision**

All entities are US domestic unless otherwise indicated by name or notation.

SCHEDULE Y – INFORMATION CONCERNING ACTIVITIES OF INSURER MEMBERS OF A HOLDING COMPANY GROUP  
PART 1 – ORGANIZATIONAL CHART

Organizational Chart, Visionworks of America, Inc.



Legend

Wholly-owned Subsidiaries

Each entity is 100% owned by its parent unless otherwise indicated.  
All entities are US domestic unless otherwise indicated by name or notation.

v.04/1023



STATEMENT AS OF MARCH 31, 2023 OF THE Vision Service Plan Insurance Company

SCHEDULE Y  
PART 1A - DETAIL OF INSURANCE HOLDING COMPANY SYSTEM

1	2	3	4	5	6	7	8	9	10	11	12	13	14	15	16
Group Code	Group Name	NAIC Company Code	ID Number	Federal RSSD	CIK	Name of Securities Exchange if Publicly Traded (U.S. or International)	Names of Parent, Subsidiaries Or Affiliates	Domi-ciliary Location	Relation-ship to Reporting Entity	Directly Controlled by (Name of Entity/Person)	Type of Control (Ownership, Board, Management, Attorney-in-Fact, Influence, Other)	If Control is Ownership Provide Percentage	Ultimate Controlling Entity(ies)/Person(s)	Is an SCA Filing Re-quired? (Yes/No)	*
.0000	Vision Serv Plan Group	00000	65-0134752	0	0		20/20 Eye Care Network, Inc.	..US...	..NIA.....	Coppola Visual Holdings, LLC	Ownership.....	100.000	Vision Service Plan (California)	...NO.....	0
.0000		00000	56-2355483	0	0		Allure Eyewear, LLC	..US...	..NIA.....	Marchon Eyewear, Inc	Ownership.....	51.000	Vision Service Plan (California)	...NO.....	0
.0000		00000	68-0295156	0	0		Altair Eyewear, Inc.	..US...	..NIA.....	VSP Holding Company, Inc.	Ownership.....	100.000	Vision Service Plan (California)	...NO.....	0
.0000		00000	85-1262252	0	0		Aran Eye Holdings, LLC	..US...	..NIA.....	iCare Acquisition, Inc.	Ownership.....	100.000	Vision Service Plan (California)	...NO.....	0
.0000		00000	85-2586280	0	0		Aran Visual Services Management, LLC	..US...	..NIA.....	Aran Eye Holdings, LLC	Ownership.....	100.000	Vision Service Plan (California)	...NO.....	0
.0000		00000	65-0918409	0	0		Block Buying Group, LLC	..US...	..NIA.....	Healthy Eyes Advantage, LLC	Ownership.....	100.000	Vision Service Plan (California)	...NO.....	0
.0000		00000	95-3846270	0	0		C & E Vision Services, LLC	..US...	..NIA.....	Healthy Eyes Advantage, LLC	Ownership.....	100.000	Vision Service Plan (California)	...NO.....	0
.0000		00000	26-3268063	0	0		Community Eye Care of South Carolina, LLC	..US...	..NIA.....	Independant Eye Care MSO, Inc.	Ownership.....	100.000	Vision Service Plan (California)	...YES.....	0
.0000		00000		0	0		Community Eye Care, LLC (North Carolina)	..US...	..NIA.....	Independant Eye Care MSO, Inc.	Ownership.....	100.000	Vision Service Plan (California)	...YES.....	0
.0000		00000	85-1220988	0	0		Coppola Visual Holdings, LLC	..US...	..NIA.....	iCare Acquisition, Inc.	Ownership.....	100.000	Vision Service Plan (California)	...NO.....	0
.0000		00000	85-1030916	0	0		Coppola Visual Services Management, LLC	..US...	..NIA.....	Coppola Visual Holdings, LLC	Ownership.....	100.000	Vision Service Plan (California)	...NO.....	0
.0000		00000	20-1949500	0	0		Eastern Vision Service Plan IPA, Inc.	..US...	..IA.....	Vision Service Plan (California)	Board .....	0.000	Vision Service Plan (California)	...NO.....	0
.1189		47029	22-2777159	0	0		Eastern Vision Service Plan, Inc.	..US...	..IA.....	Vision Service Plan (California)	Board .....	0.000	Vision Service Plan (California)	...NO.....	0
.0000		00000	74-2759084	0	0		ECCA Managed Vision Care, Inc. (TX)	..US...	..NIA.....	Visionworks of America, Inc. (TX)	Ownership.....	100.000	Vision Service Plan (California)	...NO.....	0
.0000		00000	14-1586016	0	0		Empire Vision Centers, Inc.	..US...	..NIA.....	Visionworks of America, Inc. (TX)	Ownership.....	100.000	Vision Service Plan (California)	...NO.....	0
.0000		00000		0	0		Entemasyon al Gozluk Sanayi VE Ticaret AS	..TUR...	..NIA.....	Marchon Europe BV	Ownership.....	55.000	Vision Service Plan (California)	...NO.....	0
.0000		00000	20-1344254	0	0		Lauderdale, LLC	..US...	..NIA.....	Aran Eye Holdings, LLC	Ownership.....	100.000	Vision Service Plan (California)	...NO.....	0
.0000		00000	74-2924030	0	0		Eye Drx Retail Management, Inc.	..US...	..NIA.....	Visionworks of America, Inc. (TX)	Ownership.....	100.000	Vision Service Plan (California)	...NO.....	0
.0000		00000	27-3107295	0	0		Eyeconic, Inc.	..US...	..NIA.....	VSP Retail Development Holding, Inc.	Ownership.....	100.000	Vision Service Plan (California)	...NO.....	0
.0000		00000		0	0		Eyefinity Ireland, Ltd.	..IRL...	..NIA.....	Eyefinity, Inc.	Ownership.....	100.000	Vision Service Plan (California)	...NO.....	0
.0000		00000		0	0		Eyefinity OfficeMate Pty, Ltd. (Australia)	..AUS...	..NIA.....	Eyefinity Inc.	Ownership.....	100.000	Vision Service Plan (California)	...NO.....	0
.0000		00000	68-0450459	0	0		Eyefinity, Inc.	..US...	..NIA.....	VSPIC (Ohio)	Ownership.....	100.000	Vision Service Plan (California)	...YES.....	0
.0000		00000	45-3675739	0	0		EyeNetra, Inc.	..US...	..NIA.....	VSP Optical Group, Inc.	Ownership.....	25.920	Vision Service Plan (California)	...NO.....	0
.0000		00000		0	0		FC 18 Comercio e Representacoes Ltda	..BRA...	..NIA.....	Marchon Brasil Ltda	Ownership.....	100.000	Vision Service Plan (California)	...NO.....	0
.0000		00000	87-1701636	0	0		HEA Holdco, Inc	..US...	..NIA.....	VSP Optical Group, Inc.	Ownership.....	100.000	Vision Service Plan (California)	...NO.....	0
.0000		00000	82-2541665	0	0		Healthy Eyes Advantage Holdings, Inc	..US...	..NIA.....	HEA Holdco, Inc	Ownership.....	100.000	Vision Service Plan (California)	...NO.....	0
.0000		00000	82-2524533	0	0		Healthy Eyes Advantage, LLC	..US...	..NIA.....	Healthy Eyes Advantage Holdings, Inc	Ownership.....	100.000	Vision Service Plan (California)	...NO.....	0
.0000		00000	58-2296612	0	0		Heritage Healthcare Consultants LLC	..US...	..NIA.....	iCare Acquisition, Inc.	Ownership.....	100.000	Vision Service Plan (California)	...NO.....	0
.0000		00000	84-4099387	0	0		HMI Buying Group, LLC	..US...	..NIA.....	Healthy Eyes Advantage, LLC	Ownership.....	100.000	Vision Service Plan (California)	...NO.....	0
.0000		00000		0	0		I Enterprises Pty, Ltd	..AUS...	..NIA.....	Marchon Eyewear, Inc	Ownership.....	100.000	Vision Service Plan (California)	...NO.....	0
.0000		00000	84-3547501	0	0		iCare Acquisition, Inc.	..US...	..NIA.....	VSP Optical Group, Inc.	Ownership.....	100.000	Vision Service Plan (California)	...NO.....	0
.0000		00000	26-0542739	0	0		iCare Health Options, LLC	..US...	..NIA.....	iCare Medegy Holdings, LLC	Ownership.....	100.000	Vision Service Plan (California)	...NO.....	0
.0000		00000	46-5534391	0	0		iCare Health Solutions Tampa Florida, LLC	..US...	..NIA.....	iCare Health Solutions, LLC	Ownership.....	100.000	Vision Service Plan (California)	...NO.....	0
.0000		00000	46-2604523	0	0		iCare Health Solutions, LLC	..US...	..NIA.....	iCare Medegy Holdings, LLC	Ownership.....	100.000	Vision Service Plan (California)	...NO.....	0
.0000		00000	84-3549489	0	0		iCare Medegy Holdings, LLC	..US...	..NIA.....	iCare Acquisition, Inc.	Ownership.....	100.000	Vision Service Plan (California)	...NO.....	0
.0000		00000	84-3973259	0	0		iCare Visual Services Management, LLC	..US...	..NIA.....	iCare Acquisition, Inc.	Ownership.....	100.000	Vision Service Plan (California)	...NO.....	0
.0000		00000	56-1985814	0	0		Independant Eye Care MSO, Inc.	..US...	..NIA.....	VSPIC (Ohio)	Ownership.....	100.000	Vision Service Plan (California)	...YES.....	0
.0000		00000		0	0		Marchon Brasil Ltda	..BRA...	..NIA.....	Marchon Eyewear, Inc	Ownership.....	100.000	Vision Service Plan (California)	...NO.....	0
.0000		00000	83-4627457	0	0		Marchon Canada, Inc.	..CAN...	..NIA.....	Marchon Eyewear, Inc.	Ownership.....	100.000	Vision Service Plan (California)	...NO.....	0
.0000		00000	98-0201338	0	0		Marchon Europe BV	..NLD...	..NIA.....	Marchon Eyewear, Inc.	Ownership.....	100.000	Vision Service Plan (California)	...NO.....	0
.0000		00000		0	0		Marchon Eyewear (Hong Kong) Ltd	..HKG...	..NIA.....	Marchon Europe BV	Ownership.....	100.000	Vision Service Plan (California)	...NO.....	0
.0000		00000		0	0		Marchon Eyewear (Shanghai) Ltd	..CHN...	..NIA.....	Marchon Eyewear (Hong Kong) Ltd	Ownership.....	100.000	Vision Service Plan (California)	...NO.....	0
.0000		00000		0	0		Marchon Eyewear Australia Pty Ltd	..AUS...	..NIA.....	I Enterprises Pty Ltd	Ownership.....	100.000	Vision Service Plan (California)	...NO.....	0
.0000		00000		0	0		Marchon Eyewear Shenzhen Ltd. China	..CHN...	..NIA.....	Marchon Eyewear (Hong Kong) Ltd	Ownership.....	100.000	Vision Service Plan (California)	...NO.....	0
.0000		00000	11-2617364	0	0		Marchon Eyewear, Inc.	..US...	..NIA.....	VSP Holding Company, Inc.	Ownership.....	100.000	Vision Service Plan (California)	...NO.....	0
.0000		00000	98-0542016	0	0		Marchon France SAS	..FRA...	..NIA.....	Marchon Europe BV	Ownership.....	100.000	Vision Service Plan (California)	...NO.....	0
.0000		00000		0	0		Marchon Germany GmbH	..DEU...	..NIA.....	Marchon Europe BV	Ownership.....	100.000	Vision Service Plan (California)	...NO.....	0
.0000		00000		0	0		Marchon Gulf FZ Company	..ARE...	..NIA.....	Marchon Europe BV	Ownership.....	100.000	Vision Service Plan (California)	...NO.....	0

STATEMENT AS OF MARCH 31, 2023 OF THE Vision Service Plan Insurance Company

SCHEDULE Y  
PART 1A - DETAIL OF INSURANCE HOLDING COMPANY SYSTEM

1	2	3	4	5	6	7	8	9	10	11	12 Type of Control (Ownership, Board, Management, Attorney-in-Fact, Influence, Other)	13 If Control is Owner- ship Provide Perce- ntage	14 Ultimate Controlling Entity(ies)/Person(s)	15 Is an SCA Filing Re- quired? (Yes/No)	16 *
Group Code	Group Name	NAIC Company Code	ID Number	Federal RSSD	CIK	Name of Securities Exchange if Publicly Traded (U.S. or International)	Names of Parent, Subsidiaries Or Affiliates	Domi- ciliary Loca- tion	Rela- tion- ship to Report- ing Entity	Directly Controlled by (Name of Entity/Person)					
.0000 ...		...00000 ...		0 ...	0 ...		Marchon Hispania SL .....	..ESP ...	..NIA.....	Marchon Europe BV .....	Ownership.....	..100.000 ...	Vision Service Plan (California) .....	...NO.....	0 ...
.0000 ...		...00000 ...		0 ...	0 ...		Marchon Italia SRL .....	..ITA ...	..NIA.....	Marchon Europe BV .....	Ownership.....	..100.000 ...	Vision Service Plan (California) .....	...NO.....	0 ...
.0000 ...		...00000 ...		0 ...	0 ...		Marchon Japan KK .....	..JPN ...	..NIA.....	Marchon Europe BV .....	Ownership.....	..100.000 ...	Vision Service Plan (California) .....	...NO.....	0 ...
.0000 ...		...00000 ...		0 ...	0 ...		Marchon Mauritius Ltd .....	..MUS ...	..NIA.....	Marchon Eyewear (Hong Kong) Ltd .....	Ownership.....	..100.000 ...	Vision Service Plan (California) .....	...NO.....	0 ...
.0000 ...		...00000 ...		0 ...	0 ...		Marchon Mexico .....	..MEX ...	..NIA.....	Marchon Eyewear, Inc. ....	Ownership.....	..100.000 ...	Vision Service Plan (California) .....	...NO.....	0 ...
.0000 ...		...00000 ...		0 ...	0 ...		Marchon Portugal, Unipessoal, Lda .....	..PRT ...	..NIA.....	Marchon Europe BV .....	Ownership.....	..100.000 ...	Vision Service Plan (California) .....	...NO.....	0 ...
.0000 ...		...00000 ...		0 ...	0 ...		Marchon Singapore Pte. Ltd. ....	..SGP ...	..NIA.....	Marchon Europe BV .....	Ownership.....	..100.000 ...	Vision Service Plan (California) .....	...NO.....	0 ...
.0000 ...		...00000 ...		0 ...	0 ...		Marchon UK Ltd .....	..GBR ...	..NIA.....	Marchon Europe BV .....	Ownership.....	..100.000 ...	Vision Service Plan (California) .....	...NO.....	0 ...
.0000 ...		...00000 ...	83-3379021	0 ...	0 ...		Ocular Health Management Solutions, LLC .....	..US... ..	..NIA.....	iCare Health Solutions, LLC .....	Ownership.....	..100.000 ...	Vision Service Plan (California) .....	...NO.....	0 ...
.0000 ...		...00000 ...	20-5489795	0 ...	0 ...		OD Excellence, LLC .....	..US... ..	..NIA.....	Professional Eye Care Associations of America, Inc. ....	Ownership.....	..100.000 ...	Vision Service Plan (California) .....	...NO.....	0 ...
.0000 ...		...00000 ...	26-0388547	0 ...	0 ...		Optilab, LLC .....	..US... ..	..NIA.....	iCare Medegy Holdings, LLC .....	Ownership.....	..100.000 ...	Vision Service Plan (California) .....	...NO.....	0 ...
.0000 ...		...00000 ...	31-1743421	0 ...	0 ...		Optometric Management Group, LLC .....	..US... ..	..NIA.....	VSP Ventures Optometric Solutions LLC .....	Ownership.....	..49.700 ...	Vision Service Plan (California) .....	...NO.....	0 ...
.0000 ...		...00000 ...	57-1024469	0 ...	0 ...		Physicians Eye Care Network, LLC .....	..US... ..	..NIA.....	iCare Acquisition, Inc. ....	Ownership.....	..100.000 ...	Vision Service Plan (California) .....	...NO.....	0 ...
.0000 ...		...00000 ...	52-2372557	0 ...	0 ...		Physicians Eyecare Plan, Inc. ....	..US... ..	..NIA.....	Physicians Eyecare Plan, LLC .....	Ownership.....	..100.000 ...	Vision Service Plan (California) .....	...NO.....	0 ...
.0000 ...		...00000 ...	05-0533587	0 ...	0 ...		Physicians Eyecare Plan, LLC .....	..US... ..	..NIA.....	iCare Acquisition, Inc. ....	Ownership.....	..100.000 ...	Vision Service Plan (California) .....	...NO.....	0 ...
.0000 ...		...00000 ...	27-0621213	0 ...	0 ...		Plexus Optix, Inc. ....	..US... ..	..NIA.....	VSP Optical Group, Inc. ....	Ownership.....	..100.000 ...	Vision Service Plan (California) .....	...NO.....	0 ...
.0000 ...		...00000 ...	20-5938541	0 ...	0 ...		Professional Eye Care Associations of America, Inc. ....	..US... ..	..NIA.....	Healthy Eyes Advantage, LLC .....	Ownership.....	..100.000 ...	Vision Service Plan (California) .....	...NO.....	0 ...
.0000 ...		...00000 ...	83-4635050	0 ...	0 ...		Rosin of Tennessee Management Company, LLC ..	..US... ..	..NIA.....	VSP Ventures Management Services LLC .....	Ownership.....	..49.700 ...	Vision Service Plan (California) .....	...NO.....	0 ...
.0000 ...		...00000 ...	000000	0 ...	0 ...		Scandinavian Eyewear (Sweden) .....	..SWE ...	..NIA.....	Marchon Europe BV .....	Ownership.....	..100.000 ...	Vision Service Plan (California) .....	...NO.....	0 ...
.0000 ...		...00000 ...	75-1769288	0 ...	0 ...		Southwest Vision Service Plan, Inc. (Texas) ..	..US... ..	..IA.....	Vision Service Plan (California) .....	Board .....	..0.000 ...	Vision Service Plan (California) .....	...NO.....	0 ...
.0000 ...		...00000 ...	000000	0 ...	0 ...		Sterling Meta-Plast India Private Ltd. ....	..IND ...	..NIA.....	Marchon Mauritius .....	Ownership.....	..49.000 ...	Vision Service Plan (California) .....	...NO.....	0 ...
.0000 ...		...00000 ...	62-1827649	0 ...	0 ...		Surgery Center of Coral Gables LLC .....	..US... ..	..NIA.....	Aran Eye Holdings, LLC .....	Ownership.....	..100.000 ...	Vision Service Plan (California) .....	...NO.....	0 ...
.0000 ...		...00000 ...	27-0801319	0 ...	0 ...		SV Paymaster Corporation, LLC .....	..US... ..	..NIA.....	iCare Medegy Holdings, LLC .....	Ownership.....	..100.000 ...	Vision Service Plan (California) .....	...NO.....	0 ...
.0000 ...		...00000 ...	80-0062678	0 ...	0 ...		The laser Center of Coral Gables LLC .....	..US... ..	..NIA.....	Aran Eye Holdings, LLC .....	Ownership.....	..100.000 ...	Vision Service Plan (California) .....	...NO.....	0 ...
.0000 ...		...00000 ...	65-1098612	0 ...	0 ...		Tri-County Optical Laboratories, Inc. ....	..US... ..	..NIA.....	Coppola Visual Holdings, LLC .....	Ownership.....	..100.000 ...	Vision Service Plan (California) .....	...NO.....	0 ...
.0000 ...		...00000 ...	94-1632821	0 ...	0 ...		Vision Service Plan (California) .....	..US... ..	..UDP ...	Vision Service Plan (California) .....	Ownership.....	..100.000 ...	Vision Service Plan (California) .....	...NO.....	0 ...
.0000 ...		...00000 ...	99-0247673	0 ...	0 ...		Vision Service Plan (Hawaii) .....	..US... ..	..IA.....	Vision Service Plan (California) .....	Board .....	..0.000 ...	Vision Service Plan (California) .....	...NO.....	0 ...
.1189 ...	Vision Serv Plan Group .....	...32395 ...	36-3560825	0 ...	0 ...		Vision Service Plan Insurance Company (Missouri) .....	..US... ..	..IA.....	Vision Service Plan (California) .....	Board .....	..55.100 ...	Vision Service Plan (California) .....	...NO.....	0 ...
.1189 ...	Vision Serv Plan Group .....	...32395 ...	36-3560825	0 ...	0 ...		Vision Service Plan Insurance Company (Missouri) .....	..US... ..	..IA.....	VSPIC (Ohio) .....	Board .....	..44.900 ...	Vision Service Plan (California) .....	...NO.....	0 ...
.1189 ...	Vision Serv Plan Group .....	...39616 ...	06-1227840	0 ...	0 ...		Vision Service Plan Insurance Company (Ohio)	..US... ..	..RE.....	Vision Service Plan (California) .....	Board .....	..0.000 ...	Vision Service Plan (California) .....	...NO.....	0 ...
.1189 ...	Vision Serv Plan Group .....	...12516 ...	20-0891619	0 ...	0 ...		Vision Service Plan of Illinois, NFP .....	..US... ..	..IA.....	Vision Service Plan (California) .....	Board .....	..0.000 ...	Vision Service Plan (California) .....	...NO.....	0 ...
.0000 ...		...00000 ...	83-0212963	0 ...	0 ...		Vision Service Plan of Wyoming (Wyoming) ....	..US... ..	..IA.....	Vision Service Plan (California) .....	Board .....	..0.000 ...	Vision Service Plan (California) .....	...NO.....	0 ...
.0000 ...		...00000 ...	74-2849554	0 ...	0 ...		Visionary Properties, Inc., (DE) .....	..US... ..	..NIA.....	Visionworks of America, Inc. (TX) .....	Ownership.....	..100.000 ...	Vision Service Plan (California) .....	...NO.....	0 ...
.0000 ...		...00000 ...	92-0853386	0 ...	0 ...		Visionary Retail Management, LLC (CA) .....	..US... ..	..NIA.....	Visionworks of America, Inc. (TX) .....	Ownership.....	..100.000 ...	Vision Service Plan (California) .....	...NO.....	0 ...
.0000 ...		...00000 ...	74-2849552	0 ...	0 ...		Visionary Retail Management, LLC (DE) .....	..US... ..	..NIA.....	Visionworks of America, Inc. (TX) .....	Ownership.....	..100.000 ...	Vision Service Plan (California) .....	...NO.....	0 ...
.0000 ...		...00000 ...	20-3826011	0 ...	0 ...		Vision West, LLC .....	..US... ..	..NIA.....	Healthy Eyes Advantage, LLC .....	Ownership.....	..100.000 ...	Vision Service Plan (California) .....	...NO.....	0 ...
.0000 ...		...00000 ...	04-3742989	0 ...	0 ...		Visionworks Distribution Services, Ltd., (TX)	..US... ..	..NIA.....	Visionworks of America, Inc. (TX) .....	Ownership.....	..100.000 ...	Vision Service Plan (California) .....	...NO.....	0 ...
.0000 ...		...00000 ...	000000	0 ...	0 ...		Visionworks Ecommerce Corp68 .....	..US... ..	..NIA.....	Visionworks, Inc. (DE) .....	Ownership.....	..100.000 ...	Vision Service Plan (California) .....	...NO.....	0 ...
.0000 ...		...00000 ...	35-2196998	0 ...	0 ...		Visionworks Enterprises, Inc. (DE) .....	..US... ..	..NIA.....	Visionworks of America, Inc. (TX) .....	Ownership.....	..100.000 ...	Vision Service Plan (California) .....	...NO.....	0 ...
.0000 ...		...00000 ...	04-3742977	0 ...	0 ...		Visionworks Lab Services, Inc., (TX) .....	..US... ..	..NIA.....	Visionworks of America, Inc. (TX) .....	Ownership.....	..100.000 ...	Vision Service Plan (California) .....	...NO.....	0 ...
.0000 ...		...00000 ...	74-1227775	0 ...	0 ...		Visionworks of America, Inc. (TX) .....	..US... ..	..NIA.....	VSP Optical Group, Inc. ....	Ownership.....	..100.000 ...	Vision Service Plan (California) .....	...NO.....	0 ...
.0000 ...		...00000 ...	02-0677066	0 ...	0 ...		Visionworks, Inc. (DE) .....	..US... ..	..NIA.....	Visionworks of America, Inc. (TX) .....	Ownership.....	..100.000 ...	Vision Service Plan (California) .....	...NO.....	0 ...
.0000 ...		...00000 ...	000000	0 ...	0 ...		VSP Asia Private Ltd. ....	..HKG ...	..NIA.....	VSP Global, Inc. ....	Ownership.....	..100.000 ...	Vision Service Plan (California) .....	...NO.....	0 ...
.0000 ...		...00000 ...	27-5016913	0 ...	0 ...		VSP Ceres Inc. ....	..US... ..	..NIA.....	VSP Optical Group, Inc. ....	Ownership.....	..100.000 ...	Vision Service Plan (California) .....	...NO.....	0 ...

SCHEDULE Y  
PART 1A - DETAIL OF INSURANCE HOLDING COMPANY SYSTEM

1	2	3	4	5	6	7	8	9	10	11	12 Type of Control (Ownership, Board, Management, Attorney-in-Fact, Influence, Other)	13 If Control is Owner- ship Provide Percen- tage	14  Ultimate Controlling Entity(ies)/Person(s)	15  Is an SCA Filing Re- quired? (Yes/No)	16  *
Group Code	Group Name	NAIC Company Code	ID Number	Federal RSSD	CIK	Name of Securities Exchange if Publicly Traded (U.S. or International)	Names of Parent, Subsidiaries Or Affiliates	Domi- ciliary Loca- tion	Relation- ship to Reporting Entity	Directly Controlled by (Name of Entity/Person)					
. 0000 ...	.....	..... 00000 .....	.....	0 .....	0 .....	.....	VSP France .....	..FRA.....	..... NIA.....	VSP Global, Inc. ....	Ownership.....	.. 100.000 ...	Vision Service Plan (California) .....	.... NO.....	.... 0 .....
. 0000 ...	.....	..... 00000 .....	27-0933693 ..	0 .....	0 .....	.....	VSP Global, Inc. ....	..US.....	..... NIA.....	Vision Service Plan (California) .....	Ownership.....	.. 100.000 ...	Vision Service Plan (California) .....	.... NO.....	.... 0 .....
. 0000 ...	.....	..... 00000 .....	26-1998746 ..	0 .....	0 .....	.....	VSP Holding Company, Inc. ....	..US.....	..... NIA.....	Vision Service Plan (California) .....	Ownership.....	.. 55.100 ...	Vision Service Plan (California) .....	.... YES.....	.... 0 .....
. 0000 ...	.....	..... 00000 .....	26-1998746 ..	0 .....	0 .....	.....	VSP Holding Company, Inc. ....	..US.....	..... NIA.....	VSPIC (Ohio) .....	Ownership.....	.. 44.900 ...	Vision Service Plan (California) .....	.... YES.....	.... 0 .....
. 0000 ...	.....	..... 00000 .....	27-0621143 ..	0 .....	0 .....	.....	VSP Labs, Inc. ....	..US.....	..... NIA.....	VSP Optical Group, Inc. ....	Ownership.....	.. 100.000 ...	Vision Service Plan (California) .....	.... NO.....	.... 0 .....
. 0000 ...	.....	..... 00000 .....	27-0621064 ..	0 .....	0 .....	.....	VSP Optical Group, Inc. ....	..US.....	..... NIA.....	Vision Service Plan (California) .....	Ownership.....	.. 50.000 ...	Vision Service Plan (California) .....	.... YES.....	.... 0 .....
. 0000 ...	.....	..... 00000 .....	27-0621064 ..	0 .....	0 .....	.....	VSP Optical Group, Inc. ....	..US.....	..... NIA.....	VSPIC (Ohio) .....	Ownership.....	.. 40.000 ...	Vision Service Plan (California) .....	.... YES.....	.... 0 .....
. 0000 ...	.....	..... 00000 .....	27-0621064 ..	0 .....	0 .....	.....	VSP Optical Group, Inc. ....	..US.....	..... NIA.....	VSP Vision Care, Inc. (Virginia) .....	Ownership.....	.. 10.000 ...	Vision Service Plan (California) .....	.... YES.....	.... 0 .....
. 0000 ...	.....	..... 00000 .....	46-5393037 ..	0 .....	0 .....	.....	VSP Retail Development Holding, Inc. ....	..US.....	..... NIA.....	VSP Optical Group, Inc. ....	Ownership.....	.. 100.000 ...	Vision Service Plan (California) .....	.... NO.....	.... 0 .....
. 0000 ...	.....	..... 00000 .....	46-5406960 ..	0 .....	0 .....	.....	VSP Retail, Inc. ....	..US.....	..... NIA.....	VSP Retail Development Holding, Inc. ....	Ownership.....	.. 100.000 ...	Vision Service Plan (California) .....	.... NO.....	.... 0 .....
. 0000 ...	.....	..... 00000 .....	61-1930870 ..	0 .....	0 .....	.....	VSP Ventures Management Services LLC .....	..US.....	..... NIA.....	VSP Labs, Inc. ....	Ownership.....	.. 100.000 ...	Vision Service Plan (California) .....	.... NO.....	.... 0 .....
. 0000 ...	.....	..... 00000 .....	84-2383097 ..	0 .....	0 .....	.....	VSP Ventures Optometric Solutions LLC .....	..US.....	..... NIA.....	VSP Ventures Management Services LLC .....	Ownership.....	.. 100.000 ...	Vision Service Plan (California) .....	.... NO.....	.... 0 .....
. 0000 ...	.....	..... 00000 .....	.....	0 .....	0 .....	.....	VSP Vision Care - UK, Ltd. ....	..GBR.....	..... NIA.....	VSP Global, Inc. ....	Ownership.....	.. 100.000 ...	Vision Service Plan (California) .....	.... NO.....	.... 0 .....
. 1189 ...	Vision Serv Plan Group .....	..... 53031 .....	23-7089668 ..	0 .....	0 .....	.....	VSP Vision Care, Inc. (Virginia) .....	..US.....	..... NIA.....	Vision Service Plan (California) .....	Board .....	.. 0.000 ...	Vision Service Plan (California) .....	.... NO.....	.... 0 .....

Asterisk	Explanation

SUPPLEMENTAL EXHIBITS AND SCHEDULES INTERROGATORIES

The following supplemental reports are required to be filed as part of your statement filing. However, in the event that your company does not transact the type of business for which the special report must be filed, your response of NO to the specific interrogatory will be accepted in lieu of filing a "NONE" report and a bar code will be printed below. If the supplement is required of your company but is not being filed for whatever reason enter SEE EXPLANATION and provide an explanation following the interrogatory questions.

	Response
1. Will the Medicare Part D Coverage Supplement be filed with the state of domicile and the NAIC with this statement? .....	NO
AUGUST FILING	
2. Will the regulator-only (non-public) Communication of Internal Control Related Matters Noted in Audit be filed with the state of domicile and electronically with the NAIC (as a regulator-only non-public document) by August 1? The response for 1st and 3rd quarters should be N/A. A NO response resulting with a bar code is only appropriate in the 2nd quarter. ....	N/A

Explanation:

1.

Bar Code:

1. Medicare Part D Coverage Supplement [Document Identifier 365]



**NONE**

SCHEDULE A - VERIFICATION

Real Estate

	1	2
	Year to Date	Prior Year Ended December 31
1. Book/adjusted carrying value, December 31 of prior year .....		
2. Cost of acquired:		
2.1 Actual cost at time of acquisition .....		
2.2 Additional investment made after acquisition .....		
3. Current year change in encumbrances .....		
4. Total gain (loss) on disposals .....		
5. Deduct amounts received on disposals .....		
6. Total foreign exchange change in book/adjusted carrying value .....		
7. Deduct current year's other than temporary impairment recognized .....		
8. Deduct current year's depreciation .....		
9. Book/adjusted carrying value at the end of current period (Lines 1+2+3+4-5+6-7-8) .....		
10. Deduct total nonadmitted amounts .....		
11. Statement value at end of current period (Line 9 minus Line 10)		

SCHEDULE B - VERIFICATION

Mortgage Loans

	1	2
	Year to Date	Prior Year Ended December 31
1. Book value/recorded investment excluding accrued interest, December 31 of prior year .....		
2. Cost of acquired:		
2.1 Actual cost at time of acquisition .....		
2.2 Additional investment made after acquisition .....		
3. Capitalized deferred interest and other .....		
4. Accrual of discount .....		
5. Unrealized valuation increase (decrease) .....		
6. Total gain (loss) on disposals .....		
7. Deduct amounts received on disposals .....		
8. Deduct amortization of premium and mortgage interest paid and commitment fees .....		
9. Total foreign exchange change in book value/recorded investment excluding accrued interest .....		
10. Deduct current year's other than temporary impairment recognized .....		
11. Book value/recorded investment excluding accrued interest at end of current period (Lines 1+2+3+4+5+6-7-8+9-10) .....		
12. Total valuation allowance .....		
13. Subtotal (Line 11 plus Line 12) .....		
14. Deduct total nonadmitted amounts .....		
15. Statement value at end of current period (Line 13 minus Line 14)		

SCHEDULE BA - VERIFICATION

Other Long-Term Invested Assets

	1	2
	Year to Date	Prior Year Ended December 31
1. Book/adjusted carrying value, December 31 of prior year .....		
2. Cost of acquired:		
2.1 Actual cost at time of acquisition .....		
2.2 Additional investment made after acquisition .....		
3. Capitalized deferred interest and other .....		
4. Accrual of discount .....		
5. Unrealized valuation increase (decrease) .....		
6. Total gain (loss) on disposals .....		
7. Deduct amounts received on disposals .....		
8. Deduct amortization of premium and depreciation .....		
9. Total foreign exchange change in book/adjusted carrying value .....		
10. Deduct current year's other than temporary impairment recognized .....		
11. Book/adjusted carrying value at end of current period (Lines 1+2+3+4+5+6-7-8+9-10) .....		
12. Deduct total nonadmitted amounts .....		
13. Statement value at end of current period (Line 11 minus Line 12)		

SCHEDULE D - VERIFICATION

Bonds and Stocks

	1	2
	Year to Date	Prior Year Ended December 31
1. Book/adjusted carrying value of bonds and stocks, December 31 of prior year .....	343,204,694	339,833,458
2. Cost of bonds and stocks acquired .....	5,710,336	12,807,069
3. Accrual of discount .....	4,019	34,484
4. Unrealized valuation increase (decrease) .....	14,123,224	8,373,686
5. Total gain (loss) on disposals .....	62,072	1,375,777
6. Deduct consideration for bonds and stocks disposed of .....	5,525,009	19,025,282
7. Deduct amortization of premium .....	6,721	194,498
8. Total foreign exchange change in book/adjusted carrying value .....	0	
9. Deduct current year's other than temporary impairment recognized .....	0	
10. Total investment income recognized as a result of prepayment penalties and/or acceleration fees .....	0	
11. Book/adjusted carrying value at end of current period (Lines 1+2+3+4+5-6-7+8-9+10) .....	357,572,615	343,204,694
12. Deduct total nonadmitted amounts .....	253,683,205	249,768,719
13. Statement value at end of current period (Line 11 minus Line 12)	103,889,410	93,435,975

STATEMENT AS OF MARCH 31, 2023 OF THE Vision Service Plan Insurance Company

**SCHEDULE D - PART 1B**

Showing the Acquisitions, Dispositions and Non-Trading Activity  
During the Current Quarter for all Bonds and Preferred Stock by NAIC Designation

NAIC Designation	1 Book/Adjusted Carrying Value Beginning of Current Quarter	2 Acquisitions During Current Quarter	3 Dispositions During Current Quarter	4 Non-Trading Activity During Current Quarter	5 Book/Adjusted Carrying Value End of First Quarter	6 Book/Adjusted Carrying Value End of Second Quarter	7 Book/Adjusted Carrying Value End of Third Quarter	8 Book/Adjusted Carrying Value December 31 Prior Year
BONDS								
1. NAIC 1 (a) .....	35,768,974	48,166,200	20,000,000	395,004	64,330,177	0	0	35,768,974
2. NAIC 2 (a) .....	137,576,384	174,484,109	141,300,000	(1,134,108)	169,626,385	0	0	137,576,384
3. NAIC 3 (a) .....	0	0	0	2,988,638	2,988,638	0	0	
4. NAIC 4 (a) .....	0	0	0	0	0	0	0	
5. NAIC 5 (a) .....	0	0	0	0	0	0	0	
6. NAIC 6 (a) .....	0	0	0	0	0	0	0	
7. Total Bonds	173,345,358	222,650,309	161,300,000	2,249,533	236,945,200	0	0	173,345,358
PREFERRED STOCK								
8. NAIC 1 .....	1,372	0	8,761	7,389	0	0	0	1,372
9. NAIC 2 .....	0	0	0	0	0	0	0	0
10. NAIC 3 .....	0	0	0	0	0	0	0	0
11. NAIC 4 .....	0	0	0	0	0	0	0	0
12. NAIC 5 .....	0	0	0	0	0	0	0	0
13. NAIC 6 .....	0	0	0	0	0	0	0	0
14. Total Preferred Stock .....	1,372	0	8,761	7,389	0	0	0	1,372
15. Total Bonds and Preferred Stock	173,346,730	222,650,309	161,308,761	2,256,922	236,945,200	0	0	173,346,730

(a) Book/Adjusted Carrying Value column for the end of the current reporting period includes the following amount of short-term and cash equivalent bonds by NAIC designation:

NAIC 1 \$ 43,483,056 ; NAIC 2 \$ 169,626,385 ; NAIC 3 \$ 2,988,638 NAIC 4 \$ 0 ; NAIC 5 \$ 0 ; NAIC 6 \$ 0

SCHEDULE DA - PART 1

Short-Term Investments

	1	2	3	4	5
	Book/Adjusted Carrying Value	Par Value	Actual Cost	Interest Collected Year-to-Date	Paid for Accrued Interest Year-to-Date
7709999999 Totals	184,047,989	xxx	182,607,967	0	97,604

SCHEDULE DA - VERIFICATION

Short-Term Investments

	1	2
	Year To Date	Prior Year Ended December 31
1. Book/adjusted carrying value, December 31 of prior year .....	16,778,753	92,955,580
2. Cost of short-term investments acquired .....	165,877,568	133,228,363
3. Accrual of discount .....	1,391,668	551,812
4. Unrealized valuation increase (decrease) .....	0	0
5. Total gain (loss) on disposals .....	0	0
6. Deduct consideration received on disposals .....	0	209,878,000
7. Deduct amortization of premium .....	0	79,001
8. Total foreign exchange change in book/adjusted carrying value .....	0	0
9. Deduct current year's other than temporary impairment recognized .....	0	0
10. Book/adjusted carrying value at end of current period (Lines 1+2+3+4+5-6-7+8-9) .....	184,047,989	16,778,753
11. Deduct total nonadmitted amounts .....	0	0
12. Statement value at end of current period (Line 10 minus Line 11)	184,047,989	16,778,753



Schedule DB - Part A - Verification - Options, Caps, Floors, Collars, Swaps and Forwards

**N O N E**

Schedule DB - Part B - Verification - Futures Contracts

**N O N E**

Schedule DB - Part C - Section 1 - Replication (Synthetic Asset) Transactions (RSATs) Open

**N O N E**

Schedule DB-Part C-Section 2-Reconciliation of Replication (Synthetic Asset) Transactions Open

**N O N E**

Schedule DB - Verification - Book/Adjusted Carrying Value, Fair Value and Potential Exposure of  
Derivatives

**N O N E**

SCHEDULE E - PART 2 - VERIFICATION

(Cash Equivalents)

	1	2
	Year To Date	Prior Year Ended December 31
1. Book/adjusted carrying value, December 31 of prior year .....	205,386,641	69,509,963
2. Cost of cash equivalents acquired .....	176,863,573	1,940,170,892
3. Accrual of discount .....	860,568	2,391,721
4. Unrealized valuation increase (decrease) .....	0	0
5. Total gain (loss) on disposals .....	0	0
6. Deduct consideration received on disposals .....	342,415,760	1,806,685,936
7. Deduct amortization of premium .....	0	0
8. Total foreign exchange change in book/adjusted carrying value .....	0	0
9. Deduct current year's other than temporary impairment recognized .....	0	0
10. Book/adjusted carrying value at end of current period (Lines 1+2+3+4+5-6-7+8-9) .....	40,695,022	205,386,641
11. Deduct total nonadmitted amounts .....	0	0
12. Statement value at end of current period (Line 10 minus Line 11)	40,695,022	205,386,641

Schedule A - Part 2 - Real Estate Acquired and Additions Made

**N O N E**

Schedule A - Part 3 - Real Estate Disposed

**N O N E**

Schedule B - Part 2 - Mortgage Loans Acquired and Additions Made

**N O N E**

Schedule B - Part 3 - Mortgage Loans Disposed, Transferred or Repaid

**N O N E**

Schedule BA - Part 2 - Other Long-Term Invested Assets Acquired and Additions Made

**N O N E**

Schedule BA - Part 3 - Other Long-Term Invested Assets Disposed, Transferred or Repaid

**N O N E**

STATEMENT AS OF MARCH 31, 2023 OF THE Vision Service Plan Insurance Company

SCHEDULE D - PART 3

Show All Long-Term Bonds and Stock Acquired During the Current Quarter

1	2	3	4	5	6	7	8	9	10
CUSIP Identification	Description	Foreign	Date Acquired	Name of Vendor	Number of Shares of Stock	Actual Cost	Par Value	Paid for Accrued Interest and Dividends	NAIC Designation, NAIC Designation Modifier and SVO Administrative Symbol
48133P-DZ-3 .....	JPMORGAN CHASE FINANCIAL COMPANY LLC .....	.....	.....01/27/2023 .....	WELLS FARGO SECURITIES LLC .....	.....	5,000,000	5,000,000	0	1.E FE .....
1109999999. Subtotal - Bonds - Industrial and Miscellaneous (Unaffiliated)						5,000,000	5,000,000	0	XXX
2509999997. Total - Bonds - Part 3						5,000,000	5,000,000	0	XXX
2509999998. Total - Bonds - Part 5						XXX	XXX	XXX	XXX
2509999999. Total - Bonds						5,000,000	5,000,000	0	XXX
4509999997. Total - Preferred Stocks - Part 3						0	XXX	0	XXX
4509999998. Total - Preferred Stocks - Part 5						XXX	XXX	XXX	XXX
4509999999. Total - Preferred Stocks						0	XXX	0	XXX
03769M-10-6 .....	APOLLO GLOBAL MANAGEMENT ORD .....	.....	.....01/24/2023 .....	Morgan Stanley .....	258,000	17,778	.....	0	.....
04946B-10-1 .....	ATLASSIAN CL A ORD .....	.....	.....02/16/2023 .....	Morgan Stanley .....	98,000	17,591	.....	0	.....
05464C-10-1 .....	AXON ENTERPRISE ORD .....	.....	.....02/16/2023 .....	Morgan Stanley .....	92,000	18,454	.....	0	.....
070830-10-4 .....	BATH AND BODY WORKS ORD .....	.....	.....02/16/2023 .....	Morgan Stanley .....	425,000	18,333	.....	0	.....
110122-10-8 .....	BRISTOL MYERS SQUIBB ORD .....	.....	.....02/16/2023 .....	Morgan Stanley .....	257,000	18,259	.....	0	.....
11373M-10-7 .....	BROOKLINE BANCORP ORD .....	.....	.....01/03/2023 .....	Morgan Stanley .....	1,048,108	10,383	.....	0	.....
143658-30-0 .....	CARNIVAL ORD .....	.....	.....02/16/2023 .....	Morgan Stanley .....	1,507,000	17,804	.....	0	.....
16115Q-30-8 .....	CHART INDUSTRIES ORD .....	.....	.....02/16/2023 .....	Morgan Stanley .....	134,000	18,452	.....	0	.....
23804L-10-3 .....	DATADOG CL A ORD .....	.....	.....01/24/2023 .....	Morgan Stanley .....	236,000	17,404	.....	0	.....
25746U-10-9 .....	DOMINION ENERGY ORD .....	.....	.....02/16/2023 .....	Morgan Stanley .....	485,000	28,153	.....	0	.....
36266G-10-7 .....	GE HEALTHCARE TECHNOLOGIES ORD .....	.....	.....01/04/2023 .....	Morgan Stanley .....	319,000	12,159	.....	0	.....
369604-30-1 .....	GENERAL ELECTRIC ORD .....	.....	.....01/04/2023 .....	Morgan Stanley .....	957,000	43,194	.....	0	.....
370334-10-4 .....	GENERAL MILLS ORD .....	.....	.....02/16/2023 .....	Morgan Stanley .....	245,000	18,338	.....	0	.....
375558-10-3 .....	GILEAD SCIENCES ORD .....	.....	.....02/16/2023 .....	Morgan Stanley .....	446,000	37,176	.....	0	.....
42226A-10-7 .....	HEALTHQUITY ORD .....	.....	.....02/16/2023 .....	Morgan Stanley .....	280,000	18,659	.....	0	.....
531229-87-0 .....	LIBERTY MEDIA FORMULA ONE SRS A ORD .....	.....	.....02/16/2023 .....	Morgan Stanley .....	286,000	18,205	.....	0	.....
609207-10-5 .....	MONDELEZ INTERNATIONAL CL A ORD .....	.....	.....02/16/2023 .....	Morgan Stanley .....	394,000	25,784	.....	0	.....
70438V-10-6 .....	PAYLOCITY HOLDING ORD .....	.....	.....02/16/2023 .....	Morgan Stanley .....	84,000	17,931	.....	0	.....
70614W-10-0 .....	PELOTON INTERACTIVE ORD .....	.....	.....02/16/2023 .....	Morgan Stanley .....	1,284,000	18,593	.....	0	.....
70975L-10-7 .....	PENUMBRA ORD .....	.....	.....02/16/2023 .....	Morgan Stanley .....	70,000	18,600	.....	0	.....
74340W-10-3 .....	PROLOGIS REIT .....	.....	.....01/24/2023 .....	Morgan Stanley .....	141,000	17,904	.....	0	.....
74349U-10-8 .....	PROMETHEUS BIOSCIENCES ORD .....	.....	.....02/16/2023 .....	Morgan Stanley .....	152,000	18,232	.....	0	.....
754730-10-9 .....	RAYMOND JAMES ORD .....	.....	.....02/16/2023 .....	Morgan Stanley .....	161,000	18,453	.....	0	.....
83200N-10-3 .....	SMARTSHEET CL A ORD .....	.....	.....02/16/2023 .....	Morgan Stanley .....	396,000	17,731	.....	0	.....
88160R-10-1 .....	TESLA ORD .....	.....	.....01/24/2023 .....	Morgan Stanley .....	177,000	25,377	.....	0	.....
888787-10-8 .....	TOAST CL A ORD .....	.....	.....02/16/2023 .....	Morgan Stanley .....	708,000	14,723	.....	0	.....
91332U-10-1 .....	UNITY SOFTWARE ORD .....	.....	.....02/16/2023 .....	Morgan Stanley .....	431,000	18,136	.....	0	.....
65494J-10-3 .....	LINDE ORD .....	C.....	.....02/16/2023 .....	Morgan Stanley .....	65,000	21,261	.....	0	.....
654950-10-3 .....	LINDE ORD .....	C.....	.....03/01/2023 .....	Morgan Stanley .....	407,000	124,324	.....	0	.....
V7780T-10-3 .....	ROYAL CARIBBEAN GROUP ORD .....	.....	.....02/16/2023 .....	Morgan Stanley .....	243,000	18,125	.....	0	.....
5019999999. Subtotal - Common Stocks - Industrial and Miscellaneous (Unaffiliated) Publicly Traded						705,515	XXX	0	XXX
922908-74-4 .....	VANGUARD VAL IDX ETF .....	.....	.....03/28/2023 .....	Morgan Stanley .....	35,960	4,821	.....	0	.....
5819999999. Subtotal - Common Stocks - Exchange Traded Funds						4,821	XXX	0	XXX
5989999997. Total - Common Stocks - Part 3						710,336	XXX	0	XXX
5989999998. Total - Common Stocks - Part 5						XXX	XXX	XXX	XXX
5989999999. Total - Common Stocks						710,336	XXX	0	XXX
5999999999. Total - Preferred and Common Stocks						710,336	XXX	0	XXX
6009999999 - Totals						5,710,336	XXX	0	XXX

STATEMENT AS OF MARCH 31, 2023 OF THE Vision Service Plan Insurance Company

SCHEDULE D - PART 4

Show All Long-Term Bonds and Stock Sold, Redeemed or Otherwise Disposed of During the Current Quarter

1	2	3	4	5	6	7	8	9	10	Change In Book/Adjusted Carrying Value					16	17	18	19	20	21	22
										11	12	13	14	15							
CUSIP Identification	Description	For- eign	Disposal Date	Name of Purchaser	Number of Shares of Stock	Consid- eration	Par Value	Actual Cost	Prior Year Book/ Adjusted Carrying Value	Unrealized Valuation Increase/ (Decrease)	Current Year's (Amor- tization)/ Accretion	Current Year's Other Than Temporary Impairment Recogn- ized	Total Change in Book/ Adjusted Carrying Value (11 + 12 - 13)	Total Foreign Exchange Change in Book /Adjusted Carrying Value	Book/ Adjusted Carrying Value at Disposal Date	Foreign Exchange Gain (Loss) on Disposal	Realized Gain (Loss) on Disposal	Total Gain (Loss) on Disposal	Bond Interest/ Stock Dividends Received During Year	Stated Con- tractual Maturity Date	NAIC Desig- nation, NAIC Desig- nation Modifier and SVO Admini- strative Symbol
..06051G-EU-9	BANK OF AMERICA CORP .....	.....	.01/11/2023 .	Maturity @ 100.00 .....	.....	5,000,000	.....5,000,000	.....5,139,525	.....5,003,745	.....0	.....(3,745)	.....0	.....(3,745)	.....0	.....5,000,000	.....0	.....0	.....0	.....82,500	.01/11/2023 .	1.G FE .....
1109999999. Subtotal - Bonds - Industrial and Miscellaneous (Unaffiliated)						5,000,000	5,000,000	5,139,525	5,003,745	0	(3,745)	0	(3,745)	0	5,000,000	0	0	0	82,500	XXX	XXX
2509999997. Total - Bonds - Part 4						5,000,000	5,000,000	5,139,525	5,003,745	0	(3,745)	0	(3,745)	0	5,000,000	0	0	0	82,500	XXX	XXX
2509999998. Total - Bonds - Part 5						XXX	XXX	XXX	XXX	XXX	XXX	XXX	XXX	XXX	XXX	XXX	XXX	XXX	XXX	XXX	XXX
2509999999. Total - Bonds						5,000,000	5,000,000	5,139,525	5,003,745	0	(3,745)	0	(3,745)	0	5,000,000	0	0	0	82,500	XXX	XXX
..00165C-20-3	AMC ENTERTAINMENT HOLDINGS INC .....	.....	.02/16/2023 .	Morgan Stanley .....	.....973.000	.....2,476	.....0.00	.....8,761	.....1,372	.....7,389	.....0	.....0	.....7,389	.....0	.....8,761	.....0	.....(6,285)	.....(6,285)	.....0	.....	5.B Z .....
4019999999. Subtotal - Preferred Stocks - Industrial and Miscellaneous (Unaffiliated) Perpetual Preferred						2,476	XXX	8,761	1,372	7,389	0	0	7,389	0	8,761	0	(6,285)	(6,285)	0	XXX	XXX
4509999997. Total - Preferred Stocks - Part 4						2,476	XXX	8,761	1,372	7,389	0	0	7,389	0	8,761	0	(6,285)	(6,285)	0	XXX	XXX
4509999998. Total - Preferred Stocks - Part 5						XXX	XXX	XXX	XXX	XXX	XXX	XXX	XXX	XXX	XXX	XXX	XXX	XXX	XXX	XXX	XXX
4509999999. Total - Preferred Stocks						2,476	XXX	8,761	1,372	7,389	0	0	7,389	0	8,761	0	(6,285)	(6,285)	0	XXX	XXX
..004225-10-8	ACADIA PHARMACEUTICALS ORD .....	.....	.02/16/2023 .	Morgan Stanley .....	.....1,018,000	.....19,098	.....	.....16,785	.....16,207	.....579	.....0	.....0	.....579	.....0	.....16,785	.....0	.....2,313	.....2,313	.....0	.....	.....
..009158-10-6	AIR PRODUCTS AND CHEMICALS ORD .....	.....	.02/16/2023 .	Morgan Stanley .....	.....155.000	.....44,017	.....	.....30,048	.....47,780	.....(17,732)	.....0	.....0	.....(17,732)	.....0	.....30,048	.....0	.....13,968	.....13,968	.....251	.....	.....
..034164-10-3	ANDERSONS ORD .....	.....	.02/16/2023 .	Morgan Stanley .....	.....422.000	.....18,867	.....	.....16,027	.....14,766	.....1,261	.....0	.....0	.....1,261	.....0	.....16,027	.....0	.....2,840	.....2,840	.....78	.....	.....
..11373M-10-7	BROOKLINE BANCORP ORD .....	.....	.01/09/2023 .	Unknown .....	.....0.110	.....1	.....	.....1	.....0	.....0	.....0	.....0	.....0	.....0	.....1	.....0	.....0	.....0	.....0	.....	.....
..12769G-10-0	CAESARS ENTERTAINMENT ORD .....	.....	.02/16/2023 .	Morgan Stanley .....	.....604.000	.....31,969	.....	.....25,556	.....25,126	.....430	.....0	.....0	.....430	.....0	.....25,556	.....0	.....6,413	.....6,413	.....0	.....	.....
..256163-10-6	DOCUSIGN ORD .....	.....	.02/16/2023 .	Morgan Stanley .....	.....379.000	.....25,750	.....	.....32,090	.....21,004	.....11,086	.....0	.....0	.....11,086	.....0	.....32,090	.....0	.....(6,340)	.....(6,340)	.....0	.....	.....
..358039-10-5	FRESHPET ORD .....	.....	.02/16/2023 .	Morgan Stanley .....	.....271.000	.....18,350	.....	.....14,564	.....14,301	.....263	.....0	.....0	.....263	.....0	.....14,564	.....0	.....3,786	.....3,786	.....0	.....	.....
..369604-30-1	GENERAL ELECTRIC ORD .....	.....	.01/04/2023 .	Unknown .....	.....957.000	.....55,353	.....	.....55,353	.....80,187	.....(24,834)	.....0	.....0	.....(24,834)	.....0	.....55,353	.....0	.....0	.....0	.....77	.....	.....
..374163-10-3	GERON ORD .....	.....	.02/16/2023 .	Morgan Stanley .....	.....6,958.000	.....18,624	.....	.....16,914	.....16,838	.....76	.....0	.....0	.....76	.....0	.....16,914	.....0	.....1,710	.....1,710	.....0	.....	.....
..67059N-10-8	NUTANIX CL A ORD .....	.....	.02/16/2023 .	Morgan Stanley .....	.....792.000	.....22,984	.....	.....13,219	.....20,632	.....(7,412)	.....0	.....0	.....(7,412)	.....0	.....13,219	.....0	.....9,765	.....9,765	.....0	.....	.....
..69324R-10-4	PCSB FINANCIAL ORD .....	.....	.01/03/2023 .	Unknown .....	.....789.000	.....10,383	.....	.....10,383	.....15,023	.....(4,639)	.....0	.....0	.....(4,639)	.....0	.....10,383	.....0	.....0	.....0	.....0	.....	.....
..69327R-10-1	PDC ENERGY ORD .....	.....	.02/16/2023 .	Morgan Stanley .....	.....364.000	.....24,570	.....	.....14,833	.....23,107	.....(8,274)	.....0	.....0	.....(8,274)	.....0	.....14,833	.....0	.....9,737	.....9,737	.....0	.....	.....
..693718-10-8	PACCAR ORD .....	.....	.02/08/2023 .	Unknown .....	.....0.500	.....36	.....	.....22	.....39	.....(17)	.....0	.....0	.....(17)	.....0	.....22	.....0	.....15	.....15	.....1	.....	.....
..70959W-10-3	PENSKO AUTOMOTIVE GROUP VTG ORD .....	.....	.02/16/2023 .	Morgan Stanley .....	.....158.000	.....23,443	.....	.....9,406	.....18,159	.....(8,753)	.....0	.....0	.....(8,753)	.....0	.....9,406	.....0	.....14,037	.....14,037	.....96	.....	.....
..767744-10-5	RITCHIE BROS AUCTIONEERS ORD .....	C.....	.03/23/2023 .	Unknown .....	.....0.300	.....16	.....	.....35	.....35	.....0	.....0	.....0	.....0	.....0	.....35	.....0	.....(18)	.....(18)	.....0	.....	.....
..778296-10-3	ROSS STORES ORD .....	.....	.02/16/2023 .	Morgan Stanley .....	.....225.000	.....26,189	.....	.....19,714	.....26,116	.....(6,402)	.....0	.....0	.....(6,402)	.....0	.....19,714	.....0	.....6,476	.....6,476	.....0	.....	.....
..78486Q-10-1	SVB FINANCIAL GROUP ORD .....	.....	.03/29/2023 .	Morgan Stanley .....	.....44.000	.....49	.....	.....18,248	.....10,126	.....8,122	.....0	.....0	.....8,122	.....0	.....18,248	.....0	.....(18,199)	.....(18,199)	.....0	.....	.....
..838518-10-8	S JERSEY INDS ORD .....	.....	.02/03/2023 .	Morgan Stanley .....	.....511.000	.....18,396	.....	.....17,170	.....18,156	.....(986)	.....0	.....0	.....(986)	.....0	.....17,170	.....0	.....1,226	.....1,226	.....77	.....	.....
..88160R-10-1	TESLA ORD .....	.....	.02/16/2023 .	Morgan Stanley .....	.....102.000	.....21,935	.....	.....3,510	.....12,564	.....(9,054)	.....0	.....0	.....(9,054)	.....0	.....3,510	.....0	.....18,424	.....18,424	.....0	.....	.....
..92847W-10-3	VITAL FARMS ORD .....	.....	.02/16/2023 .	Morgan Stanley .....	.....1,185.000	.....18,178	.....	.....15,974	.....17,680	.....(1,706)	.....0	.....0	.....(1,706)	.....0	.....15,974	.....0	.....2,204	.....2,204	.....0	.....	.....
..65494J-10-3	LINDE ORD .....	C.....	.03/01/2023 .	Unknown .....	.....407.000	.....124,324	.....	.....124,324	.....111,554	.....(8,491)	.....0	.....0	.....(8,491)	.....0	.....124,324	.....0	.....0	.....0	.....0	.....	.....
5019999999. Subtotal - Common Stocks - Industrial and Miscellaneous (Unaffiliated) Publicly Traded						522,533	XXX	454,176	509,398	(76,485)	0	0	(76,485)	0	454,176	0	68,357	68,357	580	XXX	XXX
5989999997. Total - Common Stocks - Part 4						522,533	XXX	454,176	509,398	(76,485)	0	0	(76,485)	0	454,176	0	68,357	68,357	580	XXX	XXX
5989999998. Total - Common Stocks - Part 5						XXX	XXX	XXX	XXX	XXX	XXX	XXX	XXX	XXX	XXX	XXX	XXX	XXX	XXX	XXX	XXX
5989999999. Total - Common Stocks						522,533	XXX	454,176	509,398	(76,485)	0	0	(76,485)	0	454,176	0	68,357	68,357	580	XXX	XXX
5999999999. Total - Preferred and Common Stocks						525,009	XXX	462,937	510,770	(69,096)	0	0	(69,096)	0	462,937	0	62,072	62,072	580	XXX	XXX
6009999999 - Totals						5,525,009	XXX	5,602,462	5,514,515	(69,096)	(3,745)	0	(72,841)	0	5,462,937	0	62,072	62,072	83,080	XXX	XXX

Schedule DB - Part A - Section 1 - Options, Caps, Floors, Collars, Swaps and Forwards Open  
**N O N E**

Schedule DB - Part B - Section 1 - Futures Contracts Open  
**N O N E**

Schedule DB - Part B - Section 1B - Brokers with whom cash deposits have been made  
**N O N E**

Schedule DB - Part D - Section 1 - Counterparty Exposure for Derivative Instruments Open  
**N O N E**

Schedule DB - Part D-Section 2 - Collateral for Derivative Instruments Open - Pledged By  
**N O N E**

Schedule DB - Part D-Section 2 - Collateral for Derivative Instruments Open - Pledged To  
**N O N E**

Schedule DB - Part E - Derivatives Hedging Variable Annuity Guarantees  
**N O N E**

Schedule DL - Part 1 - Reinvested Collateral Assets Owned  
**N O N E**

Schedule DL - Part 2 - Reinvested Collateral Assets Owned  
**N O N E**

SCHEDULE E - PART 1 - CASH

Month End Depository Balances

1	2	3	4	5	Book Balance at End of Each Month During Current Quarter			9
					6	7	8	
					First Month	Second Month	Third Month	
Depository	Code	Rate of Interest	Amount of Interest Received During Current Quarter	Amount of Interest Accrued at Current Statement Date				*
Regions MK .....	SD	0.000	0	0	200,020	200,020	200,020	XXX.
Bank of Oklahoma 01/28/2024 .....		0.150	0	26	100,000	100,000	100,000	XXX.
Bank of America .....					5,132,856	2,376,137	31,893,211	XXX.
Union Bank .....					15,195	15,195	15,195	XXX.
0199998. Deposits in ... 1 depositories that do not exceed the allowable limit in any one depository (See instructions) - Open Depositories	XXX	XXX	0	0	4,179	1,807	12,710	XXX
0199999. Totals - Open Depositories	XXX	XXX	0	26	5,452,250	2,693,159	32,221,136	XXX
0299998. Deposits in ... 0 depositories that do not exceed the allowable limit in any one depository (See instructions) - Suspended Depositories	XXX	XXX	0	0	0	0	0	XXX
0299999. Totals - Suspended Depositories	XXX	XXX	0	0	0	0	0	XXX
0399999. Total Cash on Deposit	XXX	XXX	0	26	5,452,250	2,693,159	32,221,136	XXX
0499999. Cash in Company's Office	XXX	XXX	XXX	XXX	0	0	0	XXX
.....	.....	.....	.....	.....	.....	.....	.....	.....
.....	.....	.....	.....	.....	.....	.....	.....	.....
.....	.....	.....	.....	.....	.....	.....	.....	.....
.....	.....	.....	.....	.....	.....	.....	.....	.....
.....	.....	.....	.....	.....	.....	.....	.....	.....
.....	.....	.....	.....	.....	.....	.....	.....	.....
.....	.....	.....	.....	.....	.....	.....	.....	.....
.....	.....	.....	.....	.....	.....	.....	.....	.....
.....	.....	.....	.....	.....	.....	.....	.....	.....
0599999. Total - Cash	XXX	XXX	0	26	5,452,250	2,693,159	32,221,136	XXX

## SCHEDULE E - PART 2 - CASH EQUIVALENTS

Show Investments Owned End of Current Quarter

1	2	3	4	5	6	7	8	9
CUSIP	Description	Code	Date Acquired	Rate of Interest	Maturity Date	Book/Adjusted Carrying Value	Amount of Interest Due and Accrued	Amount Received During Year
0109999999.	Total - U.S. Government Bonds					0	0	0
0309999999.	Total - All Other Government Bonds					0	0	0
0509999999.	Total - U.S. States, Territories and Possessions Bonds					0	0	0
0709999999.	Total - U.S. Political Subdivisions Bonds					0	0	0
0909999999.	Total - U.S. Special Revenues Bonds					0	0	0
.....	Alimentation Couche-Tard Inc. ....	.....	02/02/2023 .....	0.000 .....	04/27/2023 .....	11,956,667 .....	0 .....	96,667 .....
.....	EIDP, Inc. ....	.....	02/13/2023 .....	0.000 .....	05/12/2023 .....	3,977,587 .....	0 .....	25,693 .....
.....	Parker-Hannifin Corporation .....	.....	03/13/2023 .....	0.000 .....	06/02/2023 .....	4,956,083 .....	0 .....	13,458 .....
.....	TELUS Corporation .....	.....	02/07/2023 .....	0.000 .....	05/04/2023 .....	8,163,920 .....	0 .....	57,947 .....
.....	TransCanada PipeLines Limited .....	.....	01/11/2023 .....	0.000 .....	04/11/2023 .....	2,995,833 .....	0 .....	32,917 .....
1019999999.	Subtotal - Bonds - Industrial and Miscellaneous (Unaffiliated) - Issuer Obligations					32,050,090	0	226,682
1109999999.	Total - Industrial and Miscellaneous (Unaffiliated) Bonds					32,050,090	0	226,682
1309999999.	Total - Hybrid Securities					0	0	0
1509999999.	Total - Parent, Subsidiaries and Affiliates Bonds					0	0	0
1909999999.	Subtotal - Unaffiliated Bank Loans					0	0	0
2419999999.	Total - Issuer Obligations					32,050,090	0	226,682
2429999999.	Total - Residential Mortgage-Backed Securities					0	0	0
2439999999.	Total - Commercial Mortgage-Backed Securities					0	0	0
2449999999.	Total - Other Loan-Backed and Structured Securities					0	0	0
2459999999.	Total - SVO Identified Funds					0	0	0
2469999999.	Total - Affiliated Bank Loans					0	0	0
2479999999.	Total - Unaffiliated Bank Loans					0	0	0
2509999999.	Total Bonds					32,050,090	0	226,682
31846V-56-7 .....	FIRST AMER:GVT OBLG Z .....	.....	03/23/2023 .....	4.610 .....	.....	2,363,888 .....	8,847 .....	2,197 .....
61747C-82-2 .....	MORG STAN I LQ:GS PAR .....	.....	03/31/2023 .....	4.420 .....	.....	244,154 .....	.761 .....	896 .....
999990-80-7 .....	RTCS I - INST .....	SD.....	03/01/2023 .....	0.000 .....	.....	249,041 .....	0 .....	2,372 .....
8309999999.	Subtotal - All Other Money Market Mutual Funds					2,857,082	9,608	5,465
.....	FIRST AMER:TRS OBG V .....	SD.....	03/02/2023 .....	4.540 .....	.....	211,308 .....	.787 .....	2,097 .....
.....	ALLSPRING:TRS+ MM I .....	.....	03/13/2023 .....	4.620 .....	.....	5,425,898 .....	14,452 .....	9,688 .....
.....	ALLSPRING:TRS+ MM I .....	SD.....	03/14/2023 .....	4.620 .....	.....	150,643 .....	.538 .....	1,408 .....
8509999999.	Subtotal - Other Cash Equivalents					5,787,849	15,777	12,593
.....	.....	.....	.....	.....	.....	.....	.....	.....
.....	.....	.....	.....	.....	.....	.....	.....	.....
.....	.....	.....	.....	.....	.....	.....	.....	.....
.....	.....	.....	.....	.....	.....	.....	.....	.....
.....	.....	.....	.....	.....	.....	.....	.....	.....
.....	.....	.....	.....	.....	.....	.....	.....	.....
.....	.....	.....	.....	.....	.....	.....	.....	.....
.....	.....	.....	.....	.....	.....	.....	.....	.....
.....	.....	.....	.....	.....	.....	.....	.....	.....
.....	.....	.....	.....	.....	.....	.....	.....	.....
.....	.....	.....	.....	.....	.....	.....	.....	.....
.....	.....	.....	.....	.....	.....	.....	.....	.....
8609999999.	Total Cash Equivalents					40,695,022	25,384	244,740