



HEALTH ANNUAL STATEMENT

FOR THE YEAR ENDED DECEMBER 31, 2022
OF THE CONDITION AND AFFAIRS OF THE

Superior Dental Care, Inc.

NAIC Group Code07300730NAIC Company Code96280Employer's ID Number31-1119867
(Current)(Prior)

Organized under the Laws ofOhio, State of Domicile or Port of EntryOH

Country of DomicileUnited States of America

Licensed as business type:Dental Service Corporation

Is HMO Federally Qualified? Yes [] No [X]

Incorporated/Organized11/30/1984Commenced Business01/01/1986

Statutory Home Office2060 East Ninth StreetCleveland, OH, US 44115-1355
(Street and Number)(City or Town, State, Country and Zip Code)

Main Administrative Office2060 East Ninth StreetCleveland, OH, US 44115-1355216-687-7000
(Street and Number)(City or Town, State, Country and Zip Code)(Area Code) (Telephone Number)

Mail Address2060 East Ninth StreetCleveland, OH, US 44115-1355
(Street and Number or P.O. Box)(City or Town, State, Country and Zip Code)

Primary Location of Books and Records2060 East Ninth StreetCleveland, OH, US 44115-1355216-687-7000
(Street and Number)(City or Town, State, Country and Zip Code)(Area Code) (Telephone Number)

Internet Website Addresswww.SuperiorDental.com

Statutory Statement ContactKevin Spruch216-687-2759
(Name)(Area Code) (Telephone Number)

Kevin.Spruch@medmutual.com216-687-4073
(E-mail Address)(FAX Number)

OFFICERS

CEOSteven Craig GlassTreasurerRaymond Karl Mueller

SecretaryPatricia Bunn Decensi

OTHER

DIRECTORS OR TRUSTEES

Steven Craig GlassAndrea Marie HogbenRaymond Karl Mueller

Patricia Bunn Decensi

State ofOhioSS

County ofCuyahoga

The officers of this reporting entity being duly sworn, each depose and say that they are the described officers of said reporting entity, and that on the reporting period stated above, all of the herein described assets were the absolute property of the said reporting entity, free and clear from any liens or claims thereon, except as herein stated, and that this statement, together with related exhibits, schedules and explanations therein contained, annexed or referred to, is a full and true statement of all the assets and liabilities and of the condition and affairs of the said reporting entity as of the reporting period stated above, and of its income and deductions therefrom for the period ended, and have been completed in accordance with the NAIC Annual Statement Instructions and Accounting Practices and Procedures manual except to the extent that: (1) state law may differ; or, (2) that state rules or regulations require differences in reporting not related to accounting practices and procedures, according to the best of their information, knowledge and belief, respectively. Furthermore, the scope of this attestation by the described officers also includes the related corresponding electronic filing with the NAIC, when required, that is an exact copy (except for formatting differences due to electronic filing) of the enclosed statement. The electronic filing may be requested by various regulators in lieu of or in addition to the enclosed statement.

Steven Craig GlassPatricia Bunn DecensiRaymond Karl Mueller
CEOSecretaryTreasurer

Subscribed and sworn to before me this day of

a. Is this an original filing? Yes [X] No []
b. If no,
1. State the amendment number.....
2. Date filed
3. Number of pages attached.....

EXHIBIT 2 - ACCIDENT AND HEALTH PREMIUMS DUE AND UNPAID

[illegible]

Exhibit 3 - Health Care Receivables
N O N E

Exhibit 3A - Health Care Receivables Collected and Accrued
N O N E

EXHIBIT 4 - CLAIMS UNPAID AND INCENTIVE POOL, WITHHOLD AND BONUS (Reported and Unreported)

[illegible]

EXHIBIT 5 - AMOUNTS DUE FROM PARENT, SUBSIDIARIES AND AFFILIATES

1 Name of Affiliate	2 1 - 30 Days	3 31 - 60 Days	4 61 - 90 Days	5 Over 90 Days	6 Nonadmitted	Admitted	
						7 Current	8 Non-Current
NONE							
0399999 Total gross amounts receivable							

EXHIBIT 6 - AMOUNTS DUE TO PARENT, SUBSIDIARIES AND AFFILIATES

[illegible]

Payment Method	1 Direct Medical Expense Payment	2 Column 1 as a % of Total Payments	3 Total Members Covered	4 Column 3 as a % of Total Members	5 Column 1 Expenses Paid to Affiliated Providers	6 Column 1 Expenses Paid to Non-Affiliated Providers
Capitation Payments:						
1. Medical groups	0	0.0		0.0		
2. Intermediaries.....	0	0.0		0.0		
3. All other providers.....	0	0.0		0.0		
4. Total capitation payments.....	0	0.0	0	0.0	0	0
Other Payments:						
5. Fee-for-service	6,468,718	15.3	XXX	XXX		6,468,718
6. Contractual fee payments	35,789,000	84.7	XXX	XXX		35,789,000
7. Bonus/withhold arrangements - fee-for-service	0	0.0	XXX	XXX		
8. Bonus/withhold arrangements - contractual fee payments	0	0.0	XXX	XXX		
9. Non-contingent salaries	0	0.0	XXX	XXX		
10. Aggregate cost arrangements	0	0.0	XXX	XXX		
11. All other payments	0	0.0	XXX	XXX		
12. Total other payments	42,257,718	100.0	XXX	XXX	0	42,257,718
13. TOTAL (Line 4 plus Line 12)	42,257,718	100%	XXX	XXX	0	42,257,718

EXHIBIT 7 - PART 2 - SUMMARY OF TRANSACTIONS WITH INTERMEDIARIES

[illegible]

EXHIBIT 8 - FURNITURE, EQUIPMENT AND SUPPLIES OWNED

		1	2	3	4	5	6
Description		Cost	Improvements	Accumulated Depreciation	Book Value Less Encumbrances	Assets Not Admitted	Net Admitted Assets
1.	Administrative furniture and equipment	524,926	453,957	70,969	70,969
2.	Medical furniture, equipment and fixtures
3.	Pharmaceuticals and surgical supplies
4.	Durable medical equipment
5.	Other property and equipment
6.	Total	524,926	0	453,957	70,969	70,969	0



ANNUAL STATEMENT FOR THE YEAR 2022 OF THE Superior Dental Care, Inc.

EXHIBIT OF PREMIUMS, ENROLLMENT AND UTILIZATION (a)

REPORT FOR: 1. CORPORATION

Superior Dental Care, Inc.

2. Cleveland, OH

(LOCATION)

NAIC Group Code 0730

BUSINESS IN THE STATE OF Indiana

DURING THE YEAR 2022

NAIC Company Code 96280

	1 Total	Comprehensive (Hospital & Medical)		4 Medicare Supplement	5 Vision Only	6 Dental Only	7 Federal Employees Health Benefits Plan	8 Title XVIII Medicare	9 Title XIX Medicaid	10 Credit A&H	11 Disability Income	12 Long-Term Care	13 Other Health	14 Other Non-Health
		2	3											
		Individual	Group											
Total Members at end of:														
1. Prior Year	487					487								
2. First Quarter	475					475								
3. Second Quarter	507					507								
4. Third Quarter	517					517								
5. Current Year	498					498								
6. Current Year Member Months	6,001					6,001								
Total Member Ambulatory Encounters for Year:														
7. Physician	0													
8. Non-Physician	0													
9. Total	0	0	0	0	0	0	0	0	0	0	0	0	0	0
10. Hospital Patient Days Incurred	0													
11. Number of Inpatient Admissions	0													
12. Health Premiums Written (b)	137,775					137,775								
13. Life Premiums Direct	0													
14. Property/Casualty Premiums Written	0													
15. Health Premiums Earned.....	137,775					137,775								
16. Property/Casualty Premiums Earned	0													
17. Amount Paid for Provision of Health Care Services.....	89,957					89,957								
18. Amount Incurred for Provision of Health Care Services	90,212					90,212								

(a) For health business: number of persons insured under PPO managed care products and number of persons insured under indemnity only products

(b) For health premiums written: amount of Medicare Title XVIII exempt from state taxes or fees \$



ANNUAL STATEMENT FOR THE YEAR 2022 OF THE Superior Dental Care, Inc.

EXHIBIT OF PREMIUMS, ENROLLMENT AND UTILIZATION (a)

REPORT FOR: 1. CORPORATION

Superior Dental Care, Inc.

2. Cleveland, OH

(LOCATION)

NAIC Group Code 0730

BUSINESS IN THE STATE OF Kentucky

DURING THE YEAR 2022

NAIC Company Code 96280

	1 Total	Comprehensive (Hospital & Medical)		4 Medicare Supplement	5 Vision Only	6 Dental Only	7 Federal Employees Health Benefits Plan	8 Title XVIII Medicare	9 Title XIX Medicaid	10 Credit A&H	11 Disability Income	12 Long-Term Care	13 Other Health	14 Other Non-Health
		2 Individual	3 Group											
Total Members at end of:														
1. Prior Year	8,566					8,566								
2. First Quarter	7,607					7,607								
3. Second Quarter	7,429					7,429								
4. Third Quarter	7,389					7,389								
5. Current Year	7,321					7,321								
6. Current Year Member Months	89,273					89,273								
Total Member Ambulatory Encounters for Year:														
7. Physician	0													
8. Non-Physician	0													
9. Total	0	0	0	0	0	0	0	0	0	0	0	0	0	0
10. Hospital Patient Days Incurred	0													
11. Number of Inpatient Admissions	0													
12. Health Premiums Written (b)	2,043,800					2,043,800								
13. Life Premiums Direct	0													
14. Property/Casualty Premiums Written	0													
15. Health Premiums Earned.....	2,043,800					2,043,800								
16. Property/Casualty Premiums Earned	0													
17. Amount Paid for Provision of Health Care Services.....	1,564,291					1,564,291								
18. Amount Incurred for Provision of Health Care Services	1,568,733					1,568,733								

(a) For health business: number of persons insured under PPO managed care products and number of persons insured under indemnity only products

(b) For health premiums written: amount of Medicare Title XVIII exempt from state taxes or fees \$



ANNUAL STATEMENT FOR THE YEAR 2022 OF THE Superior Dental Care, Inc.

EXHIBIT OF PREMIUMS, ENROLLMENT AND UTILIZATION (a)

REPORT FOR: 1. CORPORATION

Superior Dental Care, Inc.

2. Cleveland, OH

(LOCATION)

NAIC Group Code		0730		BUSINESS IN THE STATE OF		Ohio		DURING THE YEAR		2022		NAIC Company Code		96280	
		1	Comprehensive (Hospital & Medical)		4	5	6	7	8	9	10	11	12	13	14
			2	3											
		Total	Individual	Group	Medicare Supplement	Vision Only	Dental Only	Federal Employees Health Benefits Plan	Title XVIII Medicare	Title XIX Medicaid	Credit A&H	Disability Income	Long-Term Care	Other Health	Other Non-Health
Total Members at end of:															
1. Prior Year		185,019					185,019								
2. First Quarter		182,534					182,534								
3. Second Quarter		183,463					183,463								
4. Third Quarter		184,955					184,955								
5. Current Year		187,070					187,070								
6. Current Year Member Months		2,210,629					2,210,629								
Total Member Ambulatory Encounters for Year:															
7 Physician		0													
8 Non-Physician		0													
9. Total		0	0	0	0	0	0	0	0	0	0	0	0	0	0
10. Hospital Patient Days Incurred		0													
11. Number of Inpatient Admissions		0													
12. Health Premiums Written (b)		52,824,194					52,824,194								
13. Life Premiums Direct		0													
14. Property/Casualty Premiums Written		0													
15. Health Premiums Earned.....		52,824,194					52,824,194								
16. Property/Casualty Premiums Earned		0													
17. Amount Paid for Provision of Health Care Services.....		40,603,471					40,603,471								
18. Amount Incurred for Provision of Health Care Services		40,718,773					40,718,773								

(a) For health business: number of persons insured under PPO managed care products and number of persons insured under indemnity only products

(b) For health premiums written: amount of Medicare Title XVIII exempt from state taxes or fees \$

30.0H



ANNUAL STATEMENT FOR THE YEAR 2022 OF THE Superior Dental Care, Inc.

EXHIBIT OF PREMIUMS, ENROLLMENT AND UTILIZATION (a)

REPORT FOR: 1. CORPORATION

Superior Dental Care, Inc.

2. Cleveland, OH

NAIC Group Code		BUSINESS IN THE STATE OF		Grand Total		DURING THE YEAR									(LOCATION)	
0730		1		4		2022									NAIC Company Code	
		Comprehensive (Hospital & Medical)													96280	
		2	3													
		Total	Individual	Group	Medicare Supplement	Vision Only	Dental Only	Federal Employees Health Benefits Plan	Title XVIII Medicare	Title XIX Medicaid	Credit A&H	Disability Income	Long-Term Care	Other Health	Other Non-Health	
Total Members at end of:																
1.	Prior Year	194,072	0	0	0	0	194,072	0	0	0	0	0	0	0	0	0
2.	First Quarter	190,616	0	0	0	0	190,616	0	0	0	0	0	0	0	0	0
3.	Second Quarter	191,399	0	0	0	0	191,399	0	0	0	0	0	0	0	0	0
4.	Third Quarter	192,861	0	0	0	0	192,861	0	0	0	0	0	0	0	0	0
5.	Current Year	194,889	0	0	0	0	194,889	0	0	0	0	0	0	0	0	0
6.	Current Year Member Months	2,305,903	0	0	0	0	2,305,903	0	0	0	0	0	0	0	0	0
Total Member Ambulatory Encounters for Year:																
7.	Physician	0	0	0	0	0	0	0	0	0	0	0	0	0	0	0
8.	Non-Physician	0	0	0	0	0	0	0	0	0	0	0	0	0	0	0
9.	Total	0	0	0	0	0	0	0	0	0	0	0	0	0	0	0
10.	Hospital Patient Days Incurred	0	0	0	0	0	0	0	0	0	0	0	0	0	0	0
11.	Number of Inpatient Admissions	0	0	0	0	0	0	0	0	0	0	0	0	0	0	0
12.	Health Premiums Written (b)	55,005,770	0	0	0	0	55,005,770	0	0	0	0	0	0	0	0	0
13.	Life Premiums Direct	0	0	0	0	0	0	0	0	0	0	0	0	0	0	0
14.	Property/Casualty Premiums Written	0	0	0	0	0	0	0	0	0	0	0	0	0	0	0
15.	Health Premiums Earned	55,005,770	0	0	0	0	55,005,770	0	0	0	0	0	0	0	0	0
16.	Property/Casualty Premiums Earned	0	0	0	0	0	0	0	0	0	0	0	0	0	0	0
17.	Amount Paid for Provision of Health Care Services	42,257,718	0	0	0	0	42,257,718	0	0	0	0	0	0	0	0	0
18.	Amount Incurred for Provision of Health Care Services	42,377,718	0	0	0	0	42,377,718	0	0	0	0	0	0	0	0	0

(a) For health business: number of persons insured under PPO managed care products0 and number of persons insured under indemnity only products0 .

(b) For health premiums written: amount of Medicare Title XVIII exempt from state taxes or fees \$0

30.GT

Schedule S - Part 1 - Section 2

N O N E

Schedule S - Part 2

N O N E

Schedule S - Part 3 - Section 2

N O N E

Schedule S - Part 4

N O N E

Schedule S - Part 4 - Bank Footnote

N O N E

Schedule S - Part 5

N O N E

Schedule S - Part 5 - Bank Footnote

N O N E

Schedule S - Part 6

N O N E

SCHEDULE S - PART 7

Restatement of Balance Sheet to Identify Net Credit For Ceded Reinsurance

	1 As Reported (net of ceded)	2 Restatement Adjustments	3 Restated (gross of ceded)
ASSETS (Page 2, Col. 3)			
1. Cash and invested assets (Line 12)	23,304,967		23,304,967
2. Accident and health premiums due and unpaid (Line 15)	520,949		520,949
3. Amounts recoverable from reinsurers (Line 16.1)	0		0
4. Net credit for ceded reinsurance	XXX	0	0
5. All other admitted assets (Balance)	850,452		850,452
6. Total assets (Line 28)	24,676,367	0	24,676,367
LIABILITIES, CAPITAL AND SURPLUS (Page 3)			
7. Claims unpaid (Line 1)	2,100,000		2,100,000
8. Accrued medical incentive pool and bonus payments (Line 2)	0		0
9. Premiums received in advance (Line 8)	970,998		970,998
10. Funds held under reinsurance treaties with authorized and unauthorized reinsurers (Line 19 first inset amount plus second inset amount)	0		0
11. Reinsurance in unauthorized companies (Line 20 minus inset amount)	0		0
12. Reinsurance with Certified Reinsurers (Line 20 inset amount)			0
13. Funds held under reinsurance treaties with Certified Reinsurers (Line 19 third inset amount)	0		0
14. All other liabilities (Balance)	1,848,808		1,848,808
15. Total liabilities (Line 24)	4,919,806	0	4,919,806
16. Total capital and surplus (Line 33)	19,756,561	XXX	19,756,561
17. Total liabilities, capital and surplus (Line 34)	24,676,367	0	24,676,367
NET CREDIT FOR CEDED REINSURANCE			
18. Claims unpaid	0		
19. Accrued medical incentive pool	0		
20. Premiums received in advance	0		
21. Reinsurance recoverable on paid losses	0		
22. Other ceded reinsurance recoverables	0		
23. Total ceded reinsurance recoverables	0		
24. Premiums receivable	0		
25. Funds held under reinsurance treaties with authorized and unauthorized reinsurers	0		
26. Unauthorized reinsurance	0		
27. Reinsurance with Certified Reinsurers	0		
28. Funds held under reinsurance treaties with Certified Reinsurers	0		
29. Other ceded reinsurance payables/offsets	0		
30. Total ceded reinsurance payables/offsets	0		
31. Total net credit for ceded reinsurance	0		

SCHEDULE T - PART 2
INTERSTATE COMPACT - EXHIBIT OF PREMIUMS WRITTEN

Allocated by States and Territories

			Direct Business Only			
			1	2	3	4
States, Etc.			Life (Group and Individual)	Annuities (Group and Individual)	Disability Income (Group and Individual)	Long-Term Care (Group and Individual)
			5			6
			Deposit-Type Contracts			Totals
1.	Alabama	AL				
2.	Alaska	AK				
3.	Arizona	AZ				
4.	Arkansas	AR				
5.	California	CA				
6.	Colorado	CO				
7.	Connecticut	CT				
8.	Delaware	DE				
9.	District of Columbia	DC				
10.	Florida	FL				
11.	Georgia	GA				
12.	Hawaii	HI				
13.	Idaho	ID				
14.	Illinois	IL				
15.	Indiana	IN				
16.	Iowa	IA				
17.	Kansas	KS				
18.	Kentucky	KY				
19.	Louisiana	LA				
20.	Maine	ME				
21.	Maryland	MD				
22.	Massachusetts	MA				
23.	Michigan	MI				
24.	Minnesota	MN				
25.	Mississippi	MS				
26.	Missouri	MO				
27.	Montana	MT				
28.	Nebraska	NE				
29.	Nevada	NV				
30.	New Hampshire	NH				
31.	New Jersey	NJ				
32.	New Mexico	NM				
33.	New York	NY				
34.	North Carolina	NC				
35.	North Dakota	ND				
36.	Ohio	OH				
37.	Oklahoma	OK				
38.	Oregon	OR				
39.	Pennsylvania	PA				
40.	Rhode Island	RI				
41.	South Carolina	SC				
42.	South Dakota	SD				
43.	Tennessee	TN				
44.	Texas	TX				
45.	Utah	UT				
46.	Vermont	VT				
47.	Virginia	VA				
48.	Washington	WA				
49.	West Virginia	WV				
50.	Wisconsin	WI				
51.	Wyoming	WY				
52.	American Samoa	AS				
53.	Guam	GU				
54.	Puerto Rico	PR				
55.	U.S. Virgin Islands	VI				
56.	Northern Mariana Islands	MP				
57.	Canada	CAN				
58.	Aggregate Other Alien	OT				
59.	Total					

NONE

ANNUAL STATEMENT FOR THE YEAR 2022 OF THE Superior Dental Care, Inc.

SCHEDULE Y

PART 1A - DETAIL OF INSURANCE HOLDING COMPANY SYSTEM

[illegible]

Asterisk	Explanation

ANNUAL STATEMENT FOR THE YEAR 2022 OF THE Superior Dental Care, Inc.

SCHEDULE Y

PART 2 - SUMMARY OF INSURER'S TRANSACTIONS WITH ANY AFFILIATES

[illegible]

Schedule Y - Part 3
N O N E

ANNUAL STATEMENT FOR THE YEAR 2022 OF THE Superior Dental Care, Inc.

SUPPLEMENTAL EXHIBITS AND SCHEDULES INTERROGATORIES

REQUIRED FILINGS

The following supplemental reports are required to be filed as part of your statement filing unless specifically waived by the domiciliary state. However, in the event that your domiciliary state waives the filing requirement, your response of WAIVED to the specific interrogatory will be accepted in lieu of filing a "NONE" report and a bar code will be printed below. If the supplement is required of your company but is not being filed for whatever reason enter SEE EXPLANATION and provide an explanation following the interrogatory questions.









		Responses
MARCH FILING		
1.	Will the Supplemental Compensation Exhibit be filed with the state of domicile by March 1?	YES
2.	Will an actuarial opinion be filed by March 1?	YES
3.	Will the confidential Risk-based Capital Report be filed with the NAIC by March 1?.....	YES
4.	Will the confidential Risk-based Capital Report be filed with the state of domicile, if required, by March 1?	YES
APRIL FILING		
5.	Will Management's Discussion and Analysis be filed by April 1?	YES
6.	Will the Supplemental Investment Risks Interrogatories be filed by April 1?	YES
7.	Will the Accident and Health Policy Experience Exhibit be filed by April 1?	YES
JUNE FILING		
8.	Will an audited financial report be filed by June 1?	YES
9.	Will Accountant's Letter of Qualifications be filed with the state of domicile and electronically with the NAIC by June 1?	YES

SUPPLEMENTAL FILINGS

The following supplemental reports are required to be filed as part of your annual statement filing **if your company is engaged in the type of business covered by the supplement. However, in the event that your company does not transact the type of business for which the special report must be filed, your response of NO to the specific interrogatory will be accepted in lieu of filing a "NONE" report and a bar code will be printed below.** If the supplement is required of your company but is not being filed for whatever reason enter SEE EXPLANATION and provide an explanation following the interrogatory questions.

MARCH FILING		
10.	Will the Medicare Supplement Insurance Experience Exhibit be filed with the state of domicile and the NAIC by March 1?	NO
11.	Will the Supplemental Life data due March 1 be filed with the state of domicile and the NAIC?	NO
12.	Will Schedule SIS (Stockholder Information Supplement) be filed with the state of domicile by March 1?.....	NO
13.	Will the actuarial opinion on participating and non-participating policies as required in Interrogatories 1 and 2 on Exhibit 5 to Life Supplement be filed with the state of domicile and electronically with the NAIC by March 1?.....	NO
14.	Will the actuarial opinion on non-guaranteed elements as required in Interrogatory 3 to Exhibit 5 to Life Supplement be filed with the state of domicile and electronically with the NAIC by March 1?.....	NO
15.	Will the Medicare Part D Coverage Supplement be filed with the state of domicile and the NAIC by March 1?.....	NO
16.	Will an approval from the reporting entity's state of domicile for relief related to the five-year rotation requirement for lead audit partner be filed electronically with the NAIC by March 1?	NO
17.	Will an approval from the reporting entity's state of domicile for relief related to the one-year cooling off period for independent CPA be filed electronically with the NAIC by March 1?	NO
18.	Will an approval from the reporting entity's state of domicile for relief related to the Requirements for Audit Committees be filed electronically with the NAIC by March 1?	NO
APRIL FILING		
19.	Will the Long-Term Care Experience Reporting Forms be filed with the state of domicile and the NAIC by April 1?	NO
20.	Will the Supplemental Life data due April 1 be filed with the state of domicile and the NAIC?	NO
21.	Will the Supplemental Health Care Exhibit (Parts 1, 2 and 3) be filed with the state of domicile and the NAIC by April 1?	NO
22.	Will the regulator only (non-public) Supplemental Health Care Exhibit's Expense Allocation Report be filed with the state of domicile and the NAIC by April 1?	NO
23.	Will the Life, Health & Annuity Guaranty Association Assessable Premium Exhibit - Parts 1 and 2 be filed with the state of domicile and the NAIC by April 1?	YES
AUGUST FILING		
24.	Will Management's Report of Internal Control Over Financial Reporting be filed with the state of domicile by August 1?	YES
Explanations:		
10.	The data for this supplement is not required to be filed.	
11.	The data for this supplement is not required to be filed.	
12.	The data for this supplement is not required to be filed.	
13.	The data for this supplement is not required to be filed.	
14.	The data for this supplement is not required to be filed.	
15.	The data for this supplement is not required to be filed.	
16.	The data for this supplement is not required to be filed.	
17.	The data for this supplement is not required to be filed.	
18.	The data for this supplement is not required to be filed.	
19.	The data for this supplement is not required to be filed.	
20.	The data for this supplement is not required to be filed.	
21.	The data for this supplement is not required to be filed.	
22.	The data for this supplement is not required to be filed.	

Bar Codes:

10.	Medicare Supplement Insurance Experience Exhibit [Document Identifier 360]	
11.	Life Supplement [Document Identifier 205]	
12.	SIS Stockholder Information Supplement [Document Identifier 420]	
13.	Participating Opinion for Exhibit 5 [Document Identifier 371]	
14.	Non-Guaranteed Opinion for Exhibit 5 [Document Identifier 370]	
15.	Medicare Part D Coverage Supplement [Document Identifier 365]	
16.	Relief from the five-year rotation requirement for lead audit partner [Document Identifier 224]	
17.	Relief from the one-year cooling off period for independent CPA [Document Identifier 225]	

SUPPLEMENTAL EXHIBITS AND SCHEDULES INTERROGATORIES

18. Relief from the Requirements for Audit Committees [Document Identifier 226]



19. Long-Term Care Experience Reporting Forms [Document Identifier 306]



20. Life Supplement [Document Identifier 211]



21. Supplemental Health Care Exhibit (Parts 1, 2 and 3) [Document Identifier 216]



22. Supplemental Health Care Exhibit's Expense Allocation Report
[Document Identifier 217]

