



PROPERTY AND CASUALTY COMPANIES - ASSOCIATION EDITION

ANNUAL STATEMENT
FOR THE YEAR ENDED DECEMBER 31, 2022
OF THE CONDITION AND AFFAIRS OF THE
PROGRESSIVE NORTHWESTERN INSURANCE COMPANY

NAIC Group Code	0155 (Current)	0155 (Prior)	NAIC Company Code	42919	Employer's ID Number	91-1187829
Organized under the Laws of	OH			State of Domicile or Port of Entry		OH
Country of Domicile	United States of America					
Incorporated/Organized	09/24/1982			Commenced Business		09/26/1983
Statutory Home Office	6300 WILSON MILLS ROAD, W33 (Street and Number)			CLEVELAND, OH, US 44143-2182 (City or Town, State, Country and Zip Code)		
Main Administrative Office	6300 WILSON MILLS ROAD, W33 (Street and Number)					
	CLEVELAND, OH, US 44143-2182 (City or Town, State, Country and Zip Code)			440-461-5000 (Area Code) (Telephone Number)		
Mail Address	P.O. BOX 89490 (Street and Number or P.O. Box)			CLEVELAND, OH, US 44101-6490 (City or Town, State, Country and Zip Code)		
Primary Location of Books and Records	6300 WILSON MILLS ROAD, W33 (Street and Number)					
	CLEVELAND, OH, US 44143-2182 (City or Town, State, Country and Zip Code)			440-395-4460 (Area Code) (Telephone Number)		
Internet Website Address	PROGRESSIVE.COM					
Statutory Statement Contact	MICHELLE CRISTEN CAVELL (Name)			440-395-4460 (Area Code) (Telephone Number)		
	FINANCIAL_REPORTING@PROGRESSIVE.COM (E-mail Address)			440-603-5500 (FAX Number)		

OFFICERS

PRESIDENT	KANIK (NMN) VARMA	TREASURER	PATRICK SEAN BRENNAN
SECRETARY	PETER JAMES ALBERT		

OTHER

PETER JAMES ALBERT, (VICE PRESIDENT)	MICHELLE CRISTEN CAVELL #, (VICE PRESIDENT)	CHRISTINA LYNN CREWS, (ASST. SECRETARY)
HEATHER ELIZABETH DAY, (VICE PRESIDENT)	JAMES LEE KUSMER, (ASST. TREASURER)	

DIRECTORS OR TRUSTEES

CHARLES ERNEST CONOVER	JOHN ALLEN CURTISS JR.	KATHRYN MARGARET LEMIEUX
GEOFFREY THOMAS SOUSER	KANIK (NMN) VARMA	

State of OHIO
County of CUYAHOGA SS

The officers of this reporting entity being duly sworn, each depose and say that they are the described officers of said reporting entity, and that on the reporting period stated above, all of the herein described assets were the absolute property of the said reporting entity, free and clear from any liens or claims thereon, except as herein stated, and that this statement, together with related exhibits, schedules and explanations therein contained, annexed or referred to, is a full and true statement of all the assets and liabilities and of the condition and affairs of the said reporting entity as of the reporting period stated above, and of its income and deductions therefrom for the period ended, and have been completed in accordance with the NAIC Annual Statement Instructions and Accounting Practices and Procedures manual except to the extent that: (1) state law may differ; or, (2) that state rules or regulations require differences in reporting not related to accounting practices and procedures, according to the best of their information, knowledge and belief, respectively. Furthermore, the scope of this attestation by the described officers also includes the related corresponding electronic filing with the NAIC, when required, that is an exact copy (except for formatting differences due to electronic filing) of the enclosed statement. The electronic filing may be requested by various regulators in lieu of or in addition to the enclosed statement.

KANIK (NMN) VARMA PRESIDENT	PETER JAMES ALBERT SECRETARY	PATRICK SEAN BRENNAN TREASURER
Subscribed and sworn to before me this 10TH day of FEBRUARY, 2023		a. Is this an original filing? b. If no, 1. State the amendment number..... 2. Date filed 3. Number of pages attached.....
		Yes [X] No []



ANNUAL STATEMENT FOR THE YEAR 2022 OF THE PROGRESSIVE NORTHWESTERN INSURANCE COMPANY

EXHIBIT OF PREMIUMS AND LOSSES (Statutory Page 14)

NAIC Group Code 0155 BUSINESS IN THE STATE OF Alaska DURING THE YEAR 2022 NAIC Company Code 42919

Line of Business	Gross Premiums, Including Policy and Membership Fees, Less Return Premiums and Premiums on Policies not Taken		3	4	5	6	7	8	9	10	11	12
	1	2										
	Direct Premiums Written	Direct Premiums Earned	Dividends Paid or Credited to Policyholders on Direct Business	Direct Unearned Premium Reserves	Direct Losses Paid (deducting salvage)	Direct Losses Incurred	Direct Losses Unpaid	Direct Defense and Cost Containment Expense Paid	Direct Defense and Cost Containment Expense Incurred	Direct Defense and Cost Containment Expense Unpaid	Commissions and Brokerage Expenses	Taxes, Licenses and Fees
1. Fire												
2.1 Allied Lines												
2.2 Multiple Peril Crop												
2.3 Federal Flood												
2.4. Private Crop												
2.5 Private Flood												
3. Farmowners Multiple Peril												
4. Homeowners Multiple Peril												
5.1 Commercial Multiple Peril (Non-Liability Portion)												
5.2 Commercial Multiple Peril (Liability Portion)												
6. Mortgage Guaranty												
8. Ocean Marine												
9. Inland Marine	616,394	600,638		296,506	229,601	260,703	37,176	63	1,755	2,657	67,578	17,288
10. Financial Guaranty												
11.1 Medical Professional Liability - Occurrence												
11.2 Medical Professional Liability - Claims-Made												
12. Earthquake												
13.1 Comprehensive (hospital and medical) ind (b)												
13.2 Comprehensive (hospital and medical) group (b)												
14. Credit A&H (Group and Individual)												
15.1 Vision Only (b).....												
15.2 Dental Only (b)												
15.3 Disability Income (b)												
15.4 Medicare Supplement (b)												
15.5 Medicaid Title XIX (b)												
15.6 Medicare Title XVIII (b).....												
15.7 Long-Term Care (b)												
15.8 Federal Employees Health Benefits Plan (b)												
15.9 Other Health (b)												
16. Workers' Compensation												
17.1 Other Liability - Occurrence	267,068	262,515		129,832	29,179	143,776	141,420		49,626	54,589	29,932	7,478
17.2 Other Liability - Claims-Made												
17.3 Excess Workers' Compensation												
18.1 Products Liability - Occurrence												
18.2 Products Liability - Claims-Made												
19.1 Private Passenger Auto No-Fault (Personal Injury Protection)												
19.2 Other Private Passenger Auto Liability	869,750	881,286		320,196	152,783	107,491	242,937	11,605	(8,696)	23,266	86,294	24,437
19.3 Commercial Auto No-Fault (Personal Injury Protection)												
19.4 Other Commercial Auto Liability												
21.1 Private Passenger Auto Physical Damage	1,202,363	1,198,179		531,499	469,942	515,276	69,956	74	(625)	3,459	133,727	33,794
21.2 Commercial Auto Physical Damage												
22. Aircraft (all perils)												
23. Fidelity												
24. Surety												
26. Burglary and Theft												
27. Boiler and Machinery												
28. Credit												
29. International												
30. Warranty												
31. Reins nonproportional assumed property	XXX	XXX	XXX	XXX	XXX	XXX	XXX	XXX	XXX	XXX	XXX	XXX
32. Reins nonproportional assumed liability	XXX	XXX	XXX	XXX	XXX	XXX	XXX	XXX	XXX	XXX	XXX	XXX
33. Reins nonproportional assumed financial lines	XXX	XXX	XXX	XXX	XXX	XXX	XXX	XXX	XXX	XXX	XXX	XXX
34. Aggregate Write-Ins for Other Lines of Business												
35. Total (a)	2,955,575	2,942,617		1,278,034	881,505	1,027,246	491,490	11,742	42,060	83,970	317,530	82,997
DETAILS OF WRITE-INS												
3401.												
3402.												
3403.												
3498. Summary of remaining write-ins for Line 34 from overflow page												
3499. Totals (Lines 3401 thru 3403 plus 3498)(Line 34 above)												

(a) Finance and service charges not included in Lines 1 to 35 \$ 28,747

(b) For health business on indicated lines report: Number of persons insured under PPO managed care products and number of persons insured under indemnity only products



ANNUAL STATEMENT FOR THE YEAR 2022 OF THE PROGRESSIVE NORTHWESTERN INSURANCE COMPANY

EXHIBIT OF PREMIUMS AND LOSSES (Statutory Page 14)

NAIC Group Code 0155 BUSINESS IN THE STATE OF Arizona DURING THE YEAR 2022 NAIC Company Code 42919

Line of Business	Gross Premiums, Including Policy and Membership Fees, Less Return Premiums and Premiums on Policies not Taken		3	4	5	6	7	8	9	10	11	12
	1	2										
	Direct Premiums Written	Direct Premiums Earned	Dividends Paid or Credited to Policyholders on Direct Business	Direct Unearned Premium Reserves	Direct Losses Paid (deducting salvage)	Direct Losses Incurred	Direct Losses Unpaid	Direct Defense and Cost Containment Expense Paid	Direct Defense and Cost Containment Expense Incurred	Direct Defense and Cost Containment Expense Unpaid	Commissions and Brokerage Expenses	Taxes, Licenses and Fees
1. Fire												
2.1 Allied Lines												
2.2 Multiple Peril Crop												
2.3 Federal Flood												
2.4. Private Crop												
2.5 Private Flood												
3. Farmowners Multiple Peril												
4. Homeowners Multiple Peril												
5.1 Commercial Multiple Peril (Non-Liability Portion)												
5.2 Commercial Multiple Peril (Liability Portion)												
6. Mortgage Guaranty												
8. Ocean Marine												
9. Inland Marine												
10. Financial Guaranty												
11.1 Medical Professional Liability - Occurrence												
11.2 Medical Professional Liability - Claims-Made												
12. Earthquake												
13.1 Comprehensive (hospital and medical) ind (b)												
13.2 Comprehensive (hospital and medical) group (b)												
14. Credit A&H (Group and Individual)												
15.1 Vision Only (b).....												
15.2 Dental Only (b)												
15.3 Disability Income (b)												
15.4 Medicare Supplement (b)												
15.5 Medicaid Title XIX (b)												
15.6 Medicare Title XVIII (b).....												
15.7 Long-Term Care (b)												
15.8 Federal Employees Health Benefits Plan (b)												
15.9 Other Health (b)												
16. Workers' Compensation												
17.1 Other Liability - Occurrence												
17.2 Other Liability - Claims-Made												
17.3 Excess Workers' Compensation												
18.1 Products Liability - Occurrence												
18.2 Products Liability - Claims-Made												
19.1 Private Passenger Auto No-Fault (Personal Injury Protection)												
19.2 Other Private Passenger Auto Liability												1,515
19.3 Commercial Auto No-Fault (Personal Injury Protection)												
19.4 Other Commercial Auto Liability												
21.1 Private Passenger Auto Physical Damage					340	340						
21.2 Commercial Auto Physical Damage												
22. Aircraft (all perils)												
23. Fidelity												
24. Surety												
26. Burglary and Theft												
27. Boiler and Machinery												
28. Credit												
29. International												
30. Warranty												
31. Reins nonproportional assumed property	XXX	XXX	XXX	XXX	XXX	XXX	XXX	XXX	XXX	XXX	XXX	XXX
32. Reins nonproportional assumed liability	XXX	XXX	XXX	XXX	XXX	XXX	XXX	XXX	XXX	XXX	XXX	XXX
33. Reins nonproportional assumed financial lines	XXX	XXX	XXX	XXX	XXX	XXX	XXX	XXX	XXX	XXX	XXX	XXX
34. Aggregate Write-Ins for Other Lines of Business												
35. Total (a)					340	340						1,515
DETAILS OF WRITE-INS												
3401.												
3402.												
3403.												
3498. Summary of remaining write-ins for Line 34 from overflow page												
3499. Totals (Lines 3401 thru 3403 plus 3498)(Line 34 above)												

(a) Finance and service charges not included in Lines 1 to 35 \$
(b) For health business on indicated lines report: Number of persons insured under PPO managed care products and number of persons insured under indemnity only products



ANNUAL STATEMENT FOR THE YEAR 2022 OF THE PROGRESSIVE NORTHWESTERN INSURANCE COMPANY

EXHIBIT OF PREMIUMS AND LOSSES (Statutory Page 14)

NAIC Group Code 0155 BUSINESS IN THE STATE OF Arkansas DURING THE YEAR 2022 NAIC Company Code 42919

Line of Business	Gross Premiums, Including Policy and Membership Fees, Less Return Premiums and Premiums on Policies not Taken		3 Dividends Paid or Credited to Policyholders on Direct Business	4 Direct Unearned Premium Reserves	5 Direct Losses Paid (deducting salvage)	6 Direct Losses Incurred	7 Direct Losses Unpaid	8 Direct Defense and Cost Containment Expense Paid	9 Direct Defense and Cost Containment Expense Incurred	10 Direct Defense and Cost Containment Expense Unpaid	11 Commissions and Brokerage Expenses	12 Taxes, Licenses and Fees
	1 Direct Premiums Written	2 Direct Premiums Earned										
1. Fire												
2.1 Allied Lines												
2.2 Multiple Peril Crop												
2.3 Federal Flood												
2.4. Private Crop												
2.5 Private Flood												
3. Farmowners Multiple Peril												
4. Homeowners Multiple Peril	140,476	131,862		79,128	10,796	(4,656)	6,923		(815)	142	21,095	4,272
5.1 Commercial Multiple Peril (Non-Liability Portion)												
5.2 Commercial Multiple Peril (Liability Portion)												
6. Mortgage Guaranty												
8. Ocean Marine												
9. Inland Marine	3,443,485	3,298,836		1,548,489	1,179,437	1,178,695	75,661	4,772	5,491	7,401	347,185	105,905
10. Financial Guaranty												
11.1 Medical Professional Liability - Occurrence												
11.2 Medical Professional Liability - Claims-Made												
12. Earthquake												
13.1 Comprehensive (hospital and medical) ind (b)												
13.2 Comprehensive (hospital and medical) group (b)												
14. Credit A&H (Group and Individual)												
15.1 Vision Only (b).....												
15.2 Dental Only (b)												
15.3 Disability Income (b)												
15.4 Medicare Supplement (b)												
15.5 Medicaid Title XIX (b)												
15.6 Medicare Title XVIII (b).....												
15.7 Long-Term Care (b)												
15.8 Federal Employees Health Benefits Plan (b)												
15.9 Other Health (b)												
16. Workers' Compensation												
17.1 Other Liability - Occurrence	1,065,736	1,054,587		487,708	326,368	33,642	167,935	13,891	(30,606)	21,875	115,904	32,810
17.2 Other Liability - Claims-Made												
17.3 Excess Workers' Compensation												
18.1 Products Liability - Occurrence												
18.2 Products Liability - Claims-Made												
19.1 Private Passenger Auto No-Fault (Personal Injury Protection)	4,624,255	4,868,270		1,462,546	2,058,232	2,066,546	2,832,785	5,614	(8,975)	161,518	489,541	141,138
19.2 Other Private Passenger Auto Liability	86,473,428	85,121,028		25,866,904	51,791,073	55,747,658	35,987,495	388,744	533,641	1,588,403	9,023,784	2,636,558
19.3 Commercial Auto No-Fault (Personal Injury Protection)												
19.4 Other Commercial Auto Liability												
21.1 Private Passenger Auto Physical Damage	74,436,923	69,995,777		24,772,359	56,119,856	54,628,514	1,160,872	44,829	45,552	211,826	7,818,215	2,267,897
21.2 Commercial Auto Physical Damage												
22. Aircraft (all perils)												
23. Fidelity												
24. Surety												
26. Burglary and Theft												
27. Boiler and Machinery												
28. Credit												
29. International												
30. Warranty												
31. Reins nonproportional assumed property	XXX	XXX	XXX	XXX	XXX	XXX	XXX	XXX	XXX	XXX	XXX	XXX
32. Reins nonproportional assumed liability	XXX	XXX	XXX	XXX	XXX	XXX	XXX	XXX	XXX	XXX	XXX	XXX
33. Reins nonproportional assumed financial lines	XXX	XXX	XXX	XXX	XXX	XXX	XXX	XXX	XXX	XXX	XXX	XXX
34. Aggregate Write-Ins for Other Lines of Business												
35. Total (a)	170,184,302	164,470,360		54,217,134	111,485,763	113,650,400	40,231,671	457,849	544,288	1,991,165	17,815,723	5,188,580
DETAILS OF WRITE-INS												
3401.												
3402.												
3403.												
3498. Summary of remaining write-ins for Line 34 from overflow page												
3499. Totals (Lines 3401 thru 3403 plus 3498)(Line 34 above)												

(a) Finance and service charges not included in Lines 1 to 35 \$ 2,934,941
(b) For health business on indicated lines report: Number of persons insured under PPO managed care products and number of persons insured under indemnity only products



ANNUAL STATEMENT FOR THE YEAR 2022 OF THE PROGRESSIVE NORTHWESTERN INSURANCE COMPANY

EXHIBIT OF PREMIUMS AND LOSSES (Statutory Page 14)

NAIC Group Code 0155 BUSINESS IN THE STATE OF California DURING THE YEAR 2022 NAIC Company Code 42919

Line of Business	Gross Premiums, Including Policy and Membership Fees, Less Return Premiums and Premiums on Policies not Taken		3	4	5	6	7	8	9	10	11	12
	1	2										
	Direct Premiums Written	Direct Premiums Earned	Dividends Paid or Credited to Policyholders on Direct Business	Direct Unearned Premium Reserves	Direct Losses Paid (deducting salvage)	Direct Losses Incurred	Direct Losses Unpaid	Direct Defense and Cost Containment Expense Paid	Direct Defense and Cost Containment Expense Incurred	Direct Defense and Cost Containment Expense Unpaid	Commissions and Brokerage Expenses	Taxes, Licenses and Fees
1. Fire												
2.1 Allied Lines												
2.2 Multiple Peril Crop												
2.3 Federal Flood												
2.4. Private Crop												
2.5 Private Flood												
3. Farmowners Multiple Peril												
4. Homeowners Multiple Peril												
5.1 Commercial Multiple Peril (Non-Liability Portion)												
5.2 Commercial Multiple Peril (Liability Portion)												
6. Mortgage Guaranty												
8. Ocean Marine												
9. Inland Marine												
10. Financial Guaranty												
11.1 Medical Professional Liability - Occurrence												
11.2 Medical Professional Liability - Claims-Made												
12. Earthquake												
13.1 Comprehensive (hospital and medical) ind (b)												
13.2 Comprehensive (hospital and medical) group (b)												
14. Credit A&H (Group and Individual)												
15.1 Vision Only (b).....												
15.2 Dental Only (b)												
15.3 Disability Income (b)												
15.4 Medicare Supplement (b)												
15.5 Medicaid Title XIX (b)												
15.6 Medicare Title XVIII (b).....												
15.7 Long-Term Care (b)												
15.8 Federal Employees Health Benefits Plan (b)												
15.9 Other Health (b)												
16. Workers' Compensation												
17.1 Other Liability - Occurrence												
17.2 Other Liability - Claims-Made												
17.3 Excess Workers' Compensation												
18.1 Products Liability - Occurrence												
18.2 Products Liability - Claims-Made												
19.1 Private Passenger Auto No-Fault (Personal Injury Protection)												
19.2 Other Private Passenger Auto Liability												
19.3 Commercial Auto No-Fault (Personal Injury Protection)								(15)	(15)			928
19.4 Other Commercial Auto Liability												
21.1 Private Passenger Auto Physical Damage												
21.2 Commercial Auto Physical Damage												
22. Aircraft (all perils)												
23. Fidelity												
24. Surety												
26. Burglary and Theft												
27. Boiler and Machinery												
28. Credit												
29. International												
30. Warranty												
31. Reins nonproportional assumed property	XXX	XXX	XXX	XXX	XXX	XXX	XXX	XXX	XXX	XXX	XXX	XXX
32. Reins nonproportional assumed liability	XXX	XXX	XXX	XXX	XXX	XXX	XXX	XXX	XXX	XXX	XXX	XXX
33. Reins nonproportional assumed financial lines	XXX	XXX	XXX	XXX	XXX	XXX	XXX	XXX	XXX	XXX	XXX	XXX
34. Aggregate Write-Ins for Other Lines of Business												
35. Total (a)								(15)	(15)			928
DETAILS OF WRITE-INS												
3401.												
3402.												
3403.												
3498. Summary of remaining write-ins for Line 34 from overflow page												
3499. Totals (Lines 3401 thru 3403 plus 3498)(Line 34 above)												

(a) Finance and service charges not included in Lines 1 to 35 \$
(b) For health business on indicated lines report: Number of persons insured under PPO managed care products and number of persons insured under indemnity only products



ANNUAL STATEMENT FOR THE YEAR 2022 OF THE PROGRESSIVE NORTHWESTERN INSURANCE COMPANY

EXHIBIT OF PREMIUMS AND LOSSES (Statutory Page 14)

NAIC Group Code 0155 BUSINESS IN THE STATE OF Colorado DURING THE YEAR 2022 NAIC Company Code 42919

Line of Business	Gross Premiums, Including Policy and Membership Fees, Less Return Premiums and Premiums on Policies not Taken		3	4	5	6	7	8	9	10	11	12
	1	2										
	Direct Premiums Written	Direct Premiums Earned	Dividends Paid or Credited to Policyholders on Direct Business	Direct Unearned Premium Reserves	Direct Losses Paid (deducting salvage)	Direct Losses Incurred	Direct Losses Unpaid	Direct Defense and Cost Containment Expense Paid	Direct Defense and Cost Containment Expense Incurred	Direct Defense and Cost Containment Expense Unpaid	Commissions and Brokerage Expenses	Taxes, Licenses and Fees
1. Fire												
2.1 Allied Lines												
2.2 Multiple Peril Crop												
2.3 Federal Flood												
2.4. Private Crop												
2.5 Private Flood												
3. Farmowners Multiple Peril												
4. Homeowners Multiple Peril												
5.1 Commercial Multiple Peril (Non-Liability Portion)												
5.2 Commercial Multiple Peril (Liability Portion)												
6. Mortgage Guaranty												
8. Ocean Marine												
9. Inland Marine												
10. Financial Guaranty												
11.1 Medical Professional Liability - Occurrence												
11.2 Medical Professional Liability - Claims-Made												
12. Earthquake												
13.1 Comprehensive (hospital and medical) ind (b)												
13.2 Comprehensive (hospital and medical) group (b)												
14. Credit A&H (Group and Individual)												
15.1 Vision Only (b).....												
15.2 Dental Only (b)												
15.3 Disability Income (b)												
15.4 Medicare Supplement (b)												
15.5 Medicaid Title XIX (b)												
15.6 Medicare Title XVIII (b).....												
15.7 Long-Term Care (b)												
15.8 Federal Employees Health Benefits Plan (b)												
15.9 Other Health (b)												
16. Workers' Compensation												
17.1 Other Liability - Occurrence												
17.2 Other Liability - Claims-Made												
17.3 Excess Workers' Compensation												
18.1 Products Liability - Occurrence												
18.2 Products Liability - Claims-Made												
19.1 Private Passenger Auto No-Fault (Personal Injury Protection)												
19.2 Other Private Passenger Auto Liability												1,294
19.3 Commercial Auto No-Fault (Personal Injury Protection)												
19.4 Other Commercial Auto Liability												
21.1 Private Passenger Auto Physical Damage												
21.2 Commercial Auto Physical Damage												
22. Aircraft (all perils)												
23. Fidelity												
24. Surety												
26. Burglary and Theft												
27. Boiler and Machinery												
28. Credit												
29. International												
30. Warranty												
31. Reins nonproportional assumed property	XXX	XXX	XXX	XXX	XXX	XXX	XXX	XXX	XXX	XXX	XXX	XXX
32. Reins nonproportional assumed liability	XXX	XXX	XXX	XXX	XXX	XXX	XXX	XXX	XXX	XXX	XXX	XXX
33. Reins nonproportional assumed financial lines	XXX	XXX	XXX	XXX	XXX	XXX	XXX	XXX	XXX	XXX	XXX	XXX
34. Aggregate Write-Ins for Other Lines of Business												
35. Total (a)												1,294
DETAILS OF WRITE-INS												
3401.												
3402.												
3403.												
3498. Summary of remaining write-ins for Line 34 from overflow page												
3499. Totals (Lines 3401 thru 3403 plus 3498)(Line 34 above)												

(a) Finance and service charges not included in Lines 1 to 35 \$
(b) For health business on indicated lines report: Number of persons insured under PPO managed care products and number of persons insured under indemnity only products



ANNUAL STATEMENT FOR THE YEAR 2022 OF THE PROGRESSIVE NORTHWESTERN INSURANCE COMPANY

EXHIBIT OF PREMIUMS AND LOSSES (Statutory Page 14)

NAIC Group Code 0155 BUSINESS IN THE STATE OF Connecticut DURING THE YEAR 2022 NAIC Company Code 42919

Line of Business	Gross Premiums, Including Policy and Membership Fees, Less Return Premiums and Premiums on Policies not Taken		3	4	5	6	7	8	9	10	11	12
	1	2										
	Direct Premiums Written	Direct Premiums Earned	Dividends Paid or Credited to Policyholders on Direct Business	Direct Unearned Premium Reserves	Direct Losses Paid (deducting salvage)	Direct Losses Incurred	Direct Losses Unpaid	Direct Defense and Cost Containment Expense Paid	Direct Defense and Cost Containment Expense Incurred	Direct Defense and Cost Containment Expense Unpaid	Commissions and Brokerage Expenses	Taxes, Licenses and Fees
1. Fire												
2.1 Allied Lines												
2.2 Multiple Peril Crop												
2.3 Federal Flood												
2.4. Private Crop												
2.5 Private Flood												
3. Farmowners Multiple Peril												
4. Homeowners Multiple Peril												
5.1 Commercial Multiple Peril (Non-Liability Portion)												
5.2 Commercial Multiple Peril (Liability Portion)												
6. Mortgage Guaranty												
8. Ocean Marine												
9. Inland Marine												
10. Financial Guaranty												
11.1 Medical Professional Liability - Occurrence												
11.2 Medical Professional Liability - Claims-Made												
12. Earthquake												
13.1 Comprehensive (hospital and medical) ind (b)												
13.2 Comprehensive (hospital and medical) group (b)												
14. Credit A&H (Group and Individual)												
15.1 Vision Only (b).....												
15.2 Dental Only (b)												
15.3 Disability Income (b)												
15.4 Medicare Supplement (b)												
15.5 Medicaid Title XIX (b)												
15.6 Medicare Title XVIII (b).....												
15.7 Long-Term Care (b)												
15.8 Federal Employees Health Benefits Plan (b)												
15.9 Other Health (b)												
16. Workers' Compensation												
17.1 Other Liability - Occurrence												
17.2 Other Liability - Claims-Made												
17.3 Excess Workers' Compensation												
18.1 Products Liability - Occurrence												
18.2 Products Liability - Claims-Made												
19.1 Private Passenger Auto No-Fault (Personal Injury Protection)												
19.2 Other Private Passenger Auto Liability					(1,768)	(1,768)						105,104
19.3 Commercial Auto No-Fault (Personal Injury Protection)					5,531	3,445		81	(4,569)			
19.4 Other Commercial Auto Liability					248,881	(1,119)		5,050	(1,060)			
21.1 Private Passenger Auto Physical Damage												
21.2 Commercial Auto Physical Damage					339	339		20	20			
22. Aircraft (all perils)												
23. Fidelity												
24. Surety												
26. Burglary and Theft												
27. Boiler and Machinery												
28. Credit												
29. International												
30. Warranty												
31. Reins nonproportional assumed property	XXX	XXX	XXX	XXX	XXX	XXX	XXX	XXX	XXX	XXX	XXX	XXX
32. Reins nonproportional assumed liability	XXX	XXX	XXX	XXX	XXX	XXX	XXX	XXX	XXX	XXX	XXX	XXX
33. Reins nonproportional assumed financial lines	XXX	XXX	XXX	XXX	XXX	XXX	XXX	XXX	XXX	XXX	XXX	XXX
34. Aggregate Write-Ins for Other Lines of Business												
35. Total (a)					252,983	897		5,152	(5,608)			105,104
DETAILS OF WRITE-INS												
3401.												
3402.												
3403.												
3498. Summary of remaining write-ins for Line 34 from overflow page												
3499. Totals (Lines 3401 thru 3403 plus 3498)(Line 34 above)												

(a) Finance and service charges not included in Lines 1 to 35 \$
(b) For health business on indicated lines report: Number of persons insured under PPO managed care products and number of persons insured under indemnity only products



ANNUAL STATEMENT FOR THE YEAR 2022 OF THE PROGRESSIVE NORTHWESTERN INSURANCE COMPANY

EXHIBIT OF PREMIUMS AND LOSSES (Statutory Page 14)

NAIC Group Code 0155 BUSINESS IN THE STATE OF Delaware DURING THE YEAR 2022 NAIC Company Code 42919

Line of Business	Gross Premiums, Including Policy and Membership Fees, Less Return Premiums and Premiums on Policies not Taken		3	4	5	6	7	8	9	10	11	12
	1	2										
	Direct Premiums Written	Direct Premiums Earned	Dividends Paid or Credited to Policyholders on Direct Business	Direct Unearned Premium Reserves	Direct Losses Paid (deducting salvage)	Direct Losses Incurred	Direct Losses Unpaid	Direct Defense and Cost Containment Expense Paid	Direct Defense and Cost Containment Expense Incurred	Direct Defense and Cost Containment Expense Unpaid	Commissions and Brokerage Expenses	Taxes, Licenses and Fees
1. Fire												
2.1 Allied Lines												
2.2 Multiple Peril Crop												
2.3 Federal Flood												
2.4. Private Crop												
2.5 Private Flood												
3. Farmowners Multiple Peril												
4. Homeowners Multiple Peril												
5.1 Commercial Multiple Peril (Non-Liability Portion)												
5.2 Commercial Multiple Peril (Liability Portion)												
6. Mortgage Guaranty												
8. Ocean Marine												
9. Inland Marine												
10. Financial Guaranty												
11.1 Medical Professional Liability - Occurrence												
11.2 Medical Professional Liability - Claims-Made												
12. Earthquake												
13.1 Comprehensive (hospital and medical) ind (b)												
13.2 Comprehensive (hospital and medical) group (b)												
14. Credit A&H (Group and Individual)												
15.1 Vision Only (b).....												
15.2 Dental Only (b)												
15.3 Disability Income (b)												
15.4 Medicare Supplement (b)												
15.5 Medicaid Title XIX (b)												
15.6 Medicare Title XVIII (b).....												
15.7 Long-Term Care (b)												
15.8 Federal Employees Health Benefits Plan (b)												
15.9 Other Health (b)												
16. Workers' Compensation												
17.1 Other Liability - Occurrence												
17.2 Other Liability - Claims-Made												
17.3 Excess Workers' Compensation												
18.1 Products Liability - Occurrence												
18.2 Products Liability - Claims-Made												
19.1 Private Passenger Auto No-Fault (Personal Injury Protection)					(509)	(509)						
19.2 Other Private Passenger Auto Liability					(509)	(509)						2,090
19.3 Commercial Auto No-Fault (Personal Injury Protection)												
19.4 Other Commercial Auto Liability												
21.1 Private Passenger Auto Physical Damage					(183)	(183)						
21.2 Commercial Auto Physical Damage												
22. Aircraft (all perils)												
23. Fidelity												
24. Surety												
26. Burglary and Theft												
27. Boiler and Machinery												
28. Credit												
29. International												
30. Warranty												
31. Reins nonproportional assumed property	XXX	XXX	XXX	XXX	XXX	XXX	XXX	XXX	XXX	XXX	XXX	XXX
32. Reins nonproportional assumed liability	XXX	XXX	XXX	XXX	XXX	XXX	XXX	XXX	XXX	XXX	XXX	XXX
33. Reins nonproportional assumed financial lines	XXX	XXX	XXX	XXX	XXX	XXX	XXX	XXX	XXX	XXX	XXX	XXX
34. Aggregate Write-Ins for Other Lines of Business												
35. Total (a)					(1,200)	(1,200)						2,090
DETAILS OF WRITE-INS												
3401.												
3402.												
3403.												
3498. Summary of remaining write-ins for Line 34 from overflow page												
3499. Totals (Lines 3401 thru 3403 plus 3498)(Line 34 above)												

(a) Finance and service charges not included in Lines 1 to 35 \$
(b) For health business on indicated lines report: Number of persons insured under PPO managed care products and number of persons insured under indemnity only products



ANNUAL STATEMENT FOR THE YEAR 2022 OF THE PROGRESSIVE NORTHWESTERN INSURANCE COMPANY

EXHIBIT OF PREMIUMS AND LOSSES (Statutory Page 14)

NAIC Group Code 0155 BUSINESS IN THE STATE OF District of Columbia DURING THE YEAR 2022 NAIC Company Code 42919

Line of Business	Gross Premiums, Including Policy and Membership Fees, Less Return Premiums and Premiums on Policies not Taken		3	4	5	6	7	8	9	10	11	12
	1	2										
	Direct Premiums Written	Direct Premiums Earned	Dividends Paid or Credited to Policyholders on Direct Business	Direct Unearned Premium Reserves	Direct Losses Paid (deducting salvage)	Direct Losses Incurred	Direct Losses Unpaid	Direct Defense and Cost Containment Expense Paid	Direct Defense and Cost Containment Expense Incurred	Direct Defense and Cost Containment Expense Unpaid	Commissions and Brokerage Expenses	Taxes, Licenses and Fees
1. Fire												
2.1 Allied Lines												
2.2 Multiple Peril Crop												
2.3 Federal Flood												
2.4. Private Crop												
2.5 Private Flood												
3. Farmowners Multiple Peril												
4. Homeowners Multiple Peril												
5.1 Commercial Multiple Peril (Non-Liability Portion)												
5.2 Commercial Multiple Peril (Liability Portion)												
6. Mortgage Guaranty												
8. Ocean Marine												
9. Inland Marine												
10. Financial Guaranty												
11.1 Medical Professional Liability - Occurrence												
11.2 Medical Professional Liability - Claims-Made												
12. Earthquake												
13.1 Comprehensive (hospital and medical) ind (b)												
13.2 Comprehensive (hospital and medical) group (b)												
14. Credit A&H (Group and Individual)												
15.1 Vision Only (b).....												
15.2 Dental Only (b)												
15.3 Disability Income (b)												
15.4 Medicare Supplement (b)												
15.5 Medicaid Title XIX (b)												
15.6 Medicare Title XVIII (b).....												
15.7 Long-Term Care (b)												
15.8 Federal Employees Health Benefits Plan (b)												
15.9 Other Health (b)												
16. Workers' Compensation												
17.1 Other Liability - Occurrence												
17.2 Other Liability - Claims-Made												
17.3 Excess Workers' Compensation												
18.1 Products Liability - Occurrence												
18.2 Products Liability - Claims-Made												
19.1 Private Passenger Auto No-Fault (Personal Injury Protection)												
19.2 Other Private Passenger Auto Liability												1,595
19.3 Commercial Auto No-Fault (Personal Injury Protection)												
19.4 Other Commercial Auto Liability												
21.1 Private Passenger Auto Physical Damage												
21.2 Commercial Auto Physical Damage												
22. Aircraft (all perils)												
23. Fidelity												
24. Surety												
26. Burglary and Theft												
27. Boiler and Machinery												
28. Credit												
29. International												
30. Warranty												
31. Reins nonproportional assumed property	XXX	XXX	XXX	XXX	XXX	XXX	XXX	XXX	XXX	XXX	XXX	XXX
32. Reins nonproportional assumed liability	XXX	XXX	XXX	XXX	XXX	XXX	XXX	XXX	XXX	XXX	XXX	XXX
33. Reins nonproportional assumed financial lines	XXX	XXX	XXX	XXX	XXX	XXX	XXX	XXX	XXX	XXX	XXX	XXX
34. Aggregate Write-Ins for Other Lines of Business												
35. Total (a)												1,595
DETAILS OF WRITE-INS												
3401.												
3402.												
3403.												
3498. Summary of remaining write-ins for Line 34 from overflow page												
3499. Totals (Lines 3401 thru 3403 plus 3498)(Line 34 above)												

(a) Finance and service charges not included in Lines 1 to 35 \$
(b) For health service on indicated lines report: Number of persons insured under PPO managed care products and number of persons insured under indemnity only products



ANNUAL STATEMENT FOR THE YEAR 2022 OF THE PROGRESSIVE NORTHWESTERN INSURANCE COMPANY

EXHIBIT OF PREMIUMS AND LOSSES (Statutory Page 14)

NAIC Group Code 0155 BUSINESS IN THE STATE OF Georgia DURING THE YEAR 2022 NAIC Company Code 42919

Line of Business	Gross Premiums, Including Policy and Membership Fees, Less Return Premiums and Premiums on Policies not Taken		3	4	5	6	7	8	9	10	11	12
	1	2										
	Direct Premiums Written	Direct Premiums Earned	Dividends Paid or Credited to Policyholders on Direct Business	Direct Unearned Premium Reserves	Direct Losses Paid (deducting salvage)	Direct Losses Incurred	Direct Losses Unpaid	Direct Defense and Cost Containment Expense Paid	Direct Defense and Cost Containment Expense Incurred	Direct Defense and Cost Containment Expense Unpaid	Commissions and Brokerage Expenses	Taxes, Licenses and Fees
1. Fire												
2.1 Allied Lines												
2.2 Multiple Peril Crop												
2.3 Federal Flood												
2.4. Private Crop												
2.5 Private Flood												
3. Farmowners Multiple Peril												
4. Homeowners Multiple Peril												
5.1 Commercial Multiple Peril (Non-Liability Portion)												
5.2 Commercial Multiple Peril (Liability Portion)												
6. Mortgage Guaranty												
8. Ocean Marine												
9. Inland Marine												
10. Financial Guaranty												
11.1 Medical Professional Liability - Occurrence												
11.2 Medical Professional Liability - Claims-Made												
12. Earthquake												
13.1 Comprehensive (hospital and medical) ind (b)												
13.2 Comprehensive (hospital and medical) group (b)												
14. Credit A&H (Group and Individual)												
15.1 Vision Only (b).....												
15.2 Dental Only (b)												
15.3 Disability Income (b)												
15.4 Medicare Supplement (b)												
15.5 Medicaid Title XIX (b)												
15.6 Medicare Title XVIII (b).....												
15.7 Long-Term Care (b)												
15.8 Federal Employees Health Benefits Plan (b)												
15.9 Other Health (b)												
16. Workers' Compensation												
17.1 Other Liability - Occurrence												
17.2 Other Liability - Claims-Made												
17.3 Excess Workers' Compensation												
18.1 Products Liability - Occurrence												
18.2 Products Liability - Claims-Made												
19.1 Private Passenger Auto No-Fault (Personal Injury Protection)												
19.2 Other Private Passenger Auto Liability					(1,886)	(1,886)		(25)	(25)			842
19.3 Commercial Auto No-Fault (Personal Injury Protection)												
19.4 Other Commercial Auto Liability												
21.1 Private Passenger Auto Physical Damage					(320)	(320)						
21.2 Commercial Auto Physical Damage												
22. Aircraft (all perils)												
23. Fidelity												
24. Surety												
26. Burglary and Theft												
27. Boiler and Machinery												
28. Credit												
29. International												
30. Warranty												
31. Reins nonproportional assumed property	XXX	XXX	XXX	XXX	XXX	XXX	XXX	XXX	XXX	XXX	XXX	XXX
32. Reins nonproportional assumed liability	XXX	XXX	XXX	XXX	XXX	XXX	XXX	XXX	XXX	XXX	XXX	XXX
33. Reins nonproportional assumed financial lines	XXX	XXX	XXX	XXX	XXX	XXX	XXX	XXX	XXX	XXX	XXX	XXX
34. Aggregate Write-Ins for Other Lines of Business												
35. Total (a)					(2,207)	(2,207)		(25)	(25)			842
DETAILS OF WRITE-INS												
3401.												
3402.												
3403.												
3498. Summary of remaining write-ins for Line 34 from overflow page												
3499. Totals (Lines 3401 thru 3403 plus 3498)(Line 34 above)												

(a) Finance and service charges not included in Lines 1 to 35 \$
(b) For health business on indicated lines report: Number of persons insured under PPO managed care products and number of persons insured under indemnity only products



ANNUAL STATEMENT FOR THE YEAR 2022 OF THE PROGRESSIVE NORTHWESTERN INSURANCE COMPANY

EXHIBIT OF PREMIUMS AND LOSSES (Statutory Page 14)

NAIC Group Code 0155 BUSINESS IN THE STATE OF Hawaii DURING THE YEAR 2022 NAIC Company Code 42919

Line of Business	Gross Premiums, Including Policy and Membership Fees, Less Return Premiums and Premiums on Policies not Taken		3	4	5	6	7	8	9	10	11	12
	1	2										
	Direct Premiums Written	Direct Premiums Earned	Dividends Paid or Credited to Policyholders on Direct Business	Direct Unearned Premium Reserves	Direct Losses Paid (deducting salvage)	Direct Losses Incurred	Direct Losses Unpaid	Direct Defense and Cost Containment Expense Paid	Direct Defense and Cost Containment Expense Incurred	Direct Defense and Cost Containment Expense Unpaid	Commissions and Brokerage Expenses	Taxes, Licenses and Fees
1. Fire												
2.1 Allied Lines												
2.2 Multiple Peril Crop												
2.3 Federal Flood												
2.4. Private Crop												
2.5 Private Flood												
3. Farmowners Multiple Peril												
4. Homeowners Multiple Peril												
5.1 Commercial Multiple Peril (Non-Liability Portion)												
5.2 Commercial Multiple Peril (Liability Portion)												
6. Mortgage Guaranty												
8. Ocean Marine												
9. Inland Marine												
10. Financial Guaranty												
11.1 Medical Professional Liability - Occurrence												
11.2 Medical Professional Liability - Claims-Made												
12. Earthquake												
13.1 Comprehensive (hospital and medical) ind (b)												
13.2 Comprehensive (hospital and medical) group (b)												
14. Credit A&H (Group and Individual)												
15.1 Vision Only (b).....												
15.2 Dental Only (b)												
15.3 Disability Income (b)												
15.4 Medicare Supplement (b)												
15.5 Medicaid Title XIX (b)												
15.6 Medicare Title XVIII (b).....												
15.7 Long-Term Care (b)												
15.8 Federal Employees Health Benefits Plan (b)												
15.9 Other Health (b)												
16. Workers' Compensation												
17.1 Other Liability - Occurrence												
17.2 Other Liability - Claims-Made												
17.3 Excess Workers' Compensation												
18.1 Products Liability - Occurrence												
18.2 Products Liability - Claims-Made												
19.1 Private Passenger Auto No-Fault (Personal Injury Protection)						(5)		(4)	(9)			
19.2 Other Private Passenger Auto Liability						(45)	1		(46)			1,656
19.3 Commercial Auto No-Fault (Personal Injury Protection)												
19.4 Other Commercial Auto Liability												
21.1 Private Passenger Auto Physical Damage						13						
21.2 Commercial Auto Physical Damage												
22. Aircraft (all perils)												
23. Fidelity												
24. Surety												
26. Burglary and Theft												
27. Boiler and Machinery												
28. Credit												
29. International												
30. Warranty												
31. Reins nonproportional assumed property	XXX	XXX	XXX	XXX	XXX	XXX	XXX	XXX	XXX	XXX	XXX	XXX
32. Reins nonproportional assumed liability	XXX	XXX	XXX	XXX	XXX	XXX	XXX	XXX	XXX	XXX	XXX	XXX
33. Reins nonproportional assumed financial lines	XXX	XXX	XXX	XXX	XXX	XXX	XXX	XXX	XXX	XXX	XXX	XXX
34. Aggregate Write-Ins for Other Lines of Business												
35. Total (a)						(37)		(4)	(55)			1,656
DETAILS OF WRITE-INS												
3401.												
3402.												
3403.												
3498. Summary of remaining write-ins for Line 34 from overflow page												
3499. Totals (Lines 3401 thru 3403 plus 3498)(Line 34 above)												

(a) Finance and service charges not included in Lines 1 to 35 \$
(b) For health business on indicated lines report: Number of persons insured under PPO managed care products and number of persons insured under indemnity only products



ANNUAL STATEMENT FOR THE YEAR 2022 OF THE PROGRESSIVE NORTHWESTERN INSURANCE COMPANY

EXHIBIT OF PREMIUMS AND LOSSES (Statutory Page 14)

NAIC Group Code 0155 BUSINESS IN THE STATE OF Idaho DURING THE YEAR 2022 NAIC Company Code 42919

Line of Business	Gross Premiums, Including Policy and Membership Fees, Less Return Premiums and Premiums on Policies not Taken		3	4	5	6	7	8	9	10	11	12
	1	2										
	Direct Premiums Written	Direct Premiums Earned	Dividends Paid or Credited to Policyholders on Direct Business	Direct Unearned Premium Reserves	Direct Losses Paid (deducting salvage)	Direct Losses Incurred	Direct Losses Unpaid	Direct Defense and Cost Containment Expense Paid	Direct Defense and Cost Containment Expense Incurred	Direct Defense and Cost Containment Expense Unpaid	Commissions and Brokerage Expenses	Taxes, Licenses and Fees
1. Fire												
2.1 Allied Lines												
2.2 Multiple Peril Crop												
2.3 Federal Flood												
2.4. Private Crop												
2.5 Private Flood												
3. Farmowners Multiple Peril												
4. Homeowners Multiple Peril	140,455	90,622		83,722	21,323	23,659	3,860		91	113	18,144	2,190
5.1 Commercial Multiple Peril (Non-Liability Portion)												
5.2 Commercial Multiple Peril (Liability Portion)												
6. Mortgage Guaranty												
8. Ocean Marine												
9. Inland Marine	1,618,620	1,522,469		782,259	619,461	616,853	52,346		1,009	4,744	168,132	25,749
10. Financial Guaranty												
11.1 Medical Professional Liability - Occurrence												
11.2 Medical Professional Liability - Claims-Made												
12. Earthquake												
13.1 Comprehensive (hospital and medical) ind (b)												
13.2 Comprehensive (hospital and medical) group (b)												
14. Credit A&H (Group and Individual)												
15.1 Vision Only (b).....												
15.2 Dental Only (b)												
15.3 Disability Income (b)												
15.4 Medicare Supplement (b)												
15.5 Medicaid Title XIX (b)												
15.6 Medicare Title XVIII (b).....												
15.7 Long-Term Care (b)												
15.8 Federal Employees Health Benefits Plan (b)												
15.9 Other Health (b)												
16. Workers' Compensation												
17.1 Other Liability - Occurrence	812,632	758,352		414,623	7,025	250,704	415,292	8,535	81,099	94,686	85,398	12,968
17.2 Other Liability - Claims-Made												
17.3 Excess Workers' Compensation												
18.1 Products Liability - Occurrence												
18.2 Products Liability - Claims-Made												
19.1 Private Passenger Auto No-Fault (Personal Injury Protection)					14,782	9,045			(2,962)			
19.2 Other Private Passenger Auto Liability	51,463,191	48,994,317		15,199,958	24,791,789	26,792,561	23,069,931	273,744	368,411	1,440,652	5,489,476	820,421
19.3 Commercial Auto No-Fault (Personal Injury Protection)												
19.4 Other Commercial Auto Liability												
21.1 Private Passenger Auto Physical Damage	33,982,636	31,890,162		10,995,844	22,332,720	22,842,980	2,154,331	24,162	39,420	139,060	3,622,182	540,395
21.2 Commercial Auto Physical Damage												
22. Aircraft (all perils)												
23. Fidelity												
24. Surety												
26. Burglary and Theft												
27. Boiler and Machinery												
28. Credit												
29. International												
30. Warranty												
31. Reins nonproportional assumed property	XXX	XXX	XXX	XXX	XXX	XXX	XXX	XXX	XXX	XXX	XXX	XXX
32. Reins nonproportional assumed liability	XXX	XXX	XXX	XXX	XXX	XXX	XXX	XXX	XXX	XXX	XXX	XXX
33. Reins nonproportional assumed financial lines	XXX	XXX	XXX	XXX	XXX	XXX	XXX	XXX	XXX	XXX	XXX	XXX
34. Aggregate Write-Ins for Other Lines of Business												
35. Total (a)	88,017,534	83,255,923		27,476,405	47,787,100	50,535,804	25,695,760	306,441	487,067	1,679,255	9,383,332	1,401,723
DETAILS OF WRITE-INS												
3401.												
3402.												
3403.												
3498. Summary of remaining write-ins for Line 34 from overflow page												
3499. Totals (Lines 3401 thru 3403 plus 3498)(Line 34 above)												

(a) Finance and service charges not included in Lines 1 to 35 \$ 1,142,254

(b) For health business on indicated lines report: Number of persons insured under PPO managed care products and number of persons insured under indemnity only products



ANNUAL STATEMENT FOR THE YEAR 2022 OF THE PROGRESSIVE NORTHWESTERN INSURANCE COMPANY

EXHIBIT OF PREMIUMS AND LOSSES (Statutory Page 14)

NAIC Group Code 0155 BUSINESS IN THE STATE OF Indiana DURING THE YEAR 2022 NAIC Company Code 42919

Line of Business	Gross Premiums, Including Policy and Membership Fees, Less Return Premiums and Premiums on Policies not Taken		3	4	5	6	7	8	9	10	11	12
	1	2										
	Direct Premiums Written	Direct Premiums Earned	Dividends Paid or Credited to Policyholders on Direct Business	Direct Unearned Premium Reserves	Direct Losses Paid (deducting salvage)	Direct Losses Incurred	Direct Losses Unpaid	Direct Defense and Cost Containment Expense Paid	Direct Defense and Cost Containment Expense Incurred	Direct Defense and Cost Containment Expense Unpaid	Commissions and Brokerage Expenses	Taxes, Licenses and Fees
1. Fire												
2.1 Allied Lines												
2.2 Multiple Peril Crop												
2.3 Federal Flood												
2.4. Private Crop												
2.5 Private Flood												
3. Farmowners Multiple Peril												
4. Homeowners Multiple Peril												
5.1 Commercial Multiple Peril (Non-Liability Portion)												
5.2 Commercial Multiple Peril (Liability Portion)												
6. Mortgage Guaranty												
8. Ocean Marine												
9. Inland Marine												
10. Financial Guaranty												
11.1 Medical Professional Liability - Occurrence												
11.2 Medical Professional Liability - Claims-Made												
12. Earthquake												
13.1 Comprehensive (hospital and medical) ind (b)												
13.2 Comprehensive (hospital and medical) group (b)												
14. Credit A&H (Group and Individual)												
15.1 Vision Only (b).....												
15.2 Dental Only (b)												
15.3 Disability Income (b)												
15.4 Medicare Supplement (b)												
15.5 Medicaid Title XIX (b)												
15.6 Medicare Title XVIII (b).....												
15.7 Long-Term Care (b)												
15.8 Federal Employees Health Benefits Plan (b)												
15.9 Other Health (b)												
16. Workers' Compensation												
17.1 Other Liability - Occurrence												
17.2 Other Liability - Claims-Made												
17.3 Excess Workers' Compensation												
18.1 Products Liability - Occurrence												
18.2 Products Liability - Claims-Made												
19.1 Private Passenger Auto No-Fault (Personal Injury Protection)					(323)	(323)						
19.2 Other Private Passenger Auto Liability					93,326	(6,674)		538	(5,708)			1,785
19.3 Commercial Auto No-Fault (Personal Injury Protection)												
19.4 Other Commercial Auto Liability												
21.1 Private Passenger Auto Physical Damage					(93)	(93)		45	45			
21.2 Commercial Auto Physical Damage												
22. Aircraft (all perils)												
23. Fidelity												
24. Surety												
26. Burglary and Theft												
27. Boiler and Machinery												
28. Credit												
29. International												
30. Warranty												
31. Reins nonproportional assumed property	XXX	XXX	XXX	XXX	XXX	XXX	XXX	XXX	XXX	XXX	XXX	XXX
32. Reins nonproportional assumed liability	XXX	XXX	XXX	XXX	XXX	XXX	XXX	XXX	XXX	XXX	XXX	XXX
33. Reins nonproportional assumed financial lines	XXX	XXX	XXX	XXX	XXX	XXX	XXX	XXX	XXX	XXX	XXX	XXX
34. Aggregate Write-Ins for Other Lines of Business												
35. Total (a)					92,910	(7,090)		583	(5,663)			1,785
DETAILS OF WRITE-INS												
3401.												
3402.												
3403.												
3498. Summary of remaining write-ins for Line 34 from overflow page												
3499. Totals (Lines 3401 thru 3403 plus 3498)(Line 34 above)												

(a) Finance and service charges not included in Lines 1 to 35 \$
(b) For health business on indicated lines report: Number of persons insured under PPO managed care products and number of persons insured under indemnity only products



ANNUAL STATEMENT FOR THE YEAR 2022 OF THE PROGRESSIVE NORTHWESTERN INSURANCE COMPANY

EXHIBIT OF PREMIUMS AND LOSSES (Statutory Page 14)

NAIC Group Code 0155 BUSINESS IN THE STATE OF Iowa DURING THE YEAR 2022 NAIC Company Code 42919

Line of Business	Gross Premiums, Including Policy and Membership Fees, Less Return Premiums and Premiums on Policies not Taken		3	4	5	6	7	8	9	10	11	12
	1	2										
	Direct Premiums Written	Direct Premiums Earned	Dividends Paid or Credited to Policyholders on Direct Business	Direct Unearned Premium Reserves	Direct Losses Paid (deducting salvage)	Direct Losses Incurred	Direct Losses Unpaid	Direct Defense and Cost Containment Expense Paid	Direct Defense and Cost Containment Expense Incurred	Direct Defense and Cost Containment Expense Unpaid	Commissions and Brokerage Expenses	Taxes, Licenses and Fees
1. Fire												
2.1 Allied Lines												
2.2 Multiple Peril Crop												
2.3 Federal Flood												
2.4. Private Crop												
2.5 Private Flood												
3. Farmowners Multiple Peril												
4. Homeowners Multiple Peril												
5.1 Commercial Multiple Peril (Non-Liability Portion)												
5.2 Commercial Multiple Peril (Liability Portion)												
6. Mortgage Guaranty												
8. Ocean Marine												
9. Inland Marine												
10. Financial Guaranty												
11.1 Medical Professional Liability - Occurrence												
11.2 Medical Professional Liability - Claims-Made												
12. Earthquake												
13.1 Comprehensive (hospital and medical) ind (b)												
13.2 Comprehensive (hospital and medical) group (b)												
14. Credit A&H (Group and Individual)												
15.1 Vision Only (b).....												
15.2 Dental Only (b)												
15.3 Disability Income (b)												
15.4 Medicare Supplement (b)												
15.5 Medicaid Title XIX (b)												
15.6 Medicare Title XVIII (b).....												
15.7 Long-Term Care (b)												
15.8 Federal Employees Health Benefits Plan (b)												
15.9 Other Health (b)												
16. Workers' Compensation												
17.1 Other Liability - Occurrence												
17.2 Other Liability - Claims-Made												
17.3 Excess Workers' Compensation												
18.1 Products Liability - Occurrence												
18.2 Products Liability - Claims-Made												
19.1 Private Passenger Auto No-Fault (Personal Injury Protection)												
19.2 Other Private Passenger Auto Liability												600
19.3 Commercial Auto No-Fault (Personal Injury Protection)												
19.4 Other Commercial Auto Liability												
21.1 Private Passenger Auto Physical Damage												
21.2 Commercial Auto Physical Damage												
22. Aircraft (all perils)												
23. Fidelity												
24. Surety												
26. Burglary and Theft												
27. Boiler and Machinery												
28. Credit												
29. International												
30. Warranty												
31. Reins nonproportional assumed property	XXX	XXX	XXX	XXX	XXX	XXX	XXX	XXX	XXX	XXX	XXX	XXX
32. Reins nonproportional assumed liability	XXX	XXX	XXX	XXX	XXX	XXX	XXX	XXX	XXX	XXX	XXX	XXX
33. Reins nonproportional assumed financial lines	XXX	XXX	XXX	XXX	XXX	XXX	XXX	XXX	XXX	XXX	XXX	XXX
34. Aggregate Write-Ins for Other Lines of Business												
35. Total (a)												600
DETAILS OF WRITE-INS												
3401.												
3402.												
3403.												
3498. Summary of remaining write-ins for Line 34 from overflow page												
3499. Totals (Lines 3401 thru 3403 plus 3498)(Line 34 above)												

(a) Finance and service charges not included in Lines 1 to 35 \$
(b) For health business on indicated lines report: Number of persons insured under PPO managed care products and number of persons insured under indemnity only products



ANNUAL STATEMENT FOR THE YEAR 2022 OF THE PROGRESSIVE NORTHWESTERN INSURANCE COMPANY

EXHIBIT OF PREMIUMS AND LOSSES (Statutory Page 14)

NAIC Group Code 0155 BUSINESS IN THE STATE OF Kansas DURING THE YEAR 2022 NAIC Company Code 42919

Line of Business	Gross Premiums, Including Policy and Membership Fees, Less Return Premiums and Premiums on Policies not Taken		3	4	5	6	7	8	9	10	11	12
	1	2										
	Direct Premiums Written	Direct Premiums Earned	Dividends Paid or Credited to Policyholders on Direct Business	Direct Unearned Premium Reserves	Direct Losses Paid (deducting salvage)	Direct Losses Incurred	Direct Losses Unpaid	Direct Defense and Cost Containment Expense Paid	Direct Defense and Cost Containment Expense Incurred	Direct Defense and Cost Containment Expense Unpaid	Commissions and Brokerage Expenses	Taxes, Licenses and Fees
1. Fire												
2.1 Allied Lines												
2.2 Multiple Peril Crop												
2.3 Federal Flood												
2.4. Private Crop												
2.5 Private Flood												
3. Farmowners Multiple Peril												
4. Homeowners Multiple Peril	400,374	403,931		211,282	117,546	102,091	53,656	2,750	1,934	2,098	60,051	7,323
5.1 Commercial Multiple Peril (Non-Liability Portion)												
5.2 Commercial Multiple Peril (Liability Portion)												
6. Mortgage Guaranty												
8. Ocean Marine												
9. Inland Marine	1,269,412	1,238,595		577,600	485,869	468,116	47,929	60	(856)	3,930	126,968	22,916
10. Financial Guaranty												
11.1 Medical Professional Liability - Occurrence												
11.2 Medical Professional Liability - Claims-Made												
12. Earthquake												
13.1 Comprehensive (hospital and medical) ind (b)												
13.2 Comprehensive (hospital and medical) group (b)												
14. Credit A&H (Group and Individual)												
15.1 Vision Only (b).....												
15.2 Dental Only (b)												
15.3 Disability Income (b)												
15.4 Medicare Supplement (b)												
15.5 Medicaid Title XIX (b)												
15.6 Medicare Title XVIII (b).....												
15.7 Long-Term Care (b)												
15.8 Federal Employees Health Benefits Plan (b)												
15.9 Other Health (b)												
16. Workers' Compensation												
17.1 Other Liability - Occurrence	748,959	775,656		358,218	124,965	(15,197)	262,966	351	(39,079)	11,088	73,750	13,515
17.2 Other Liability - Claims-Made												
17.3 Excess Workers' Compensation												
18.1 Products Liability - Occurrence												
18.2 Products Liability - Claims-Made												
19.1 Private Passenger Auto No-Fault (Personal Injury Protection)	10,330,681	10,733,370		2,917,663	6,007,181	5,951,683	178,007	33,631	33,011	176,951	1,052,019	122,332
19.2 Other Private Passenger Auto Liability	87,121,233	86,149,435		24,548,499	53,775,576	57,880,713	46,739,316	908,441	1,134,707	3,140,853	8,890,058	1,184,285
19.3 Commercial Auto No-Fault (Personal Injury Protection)												
19.4 Other Commercial Auto Liability												
21.1 Private Passenger Auto Physical Damage	79,751,490	77,406,427		23,990,389	56,399,259	53,439,763	999,479	33,082	18,121	209,949	8,169,464	1,089,181
21.2 Commercial Auto Physical Damage												
22. Aircraft (all perils)												
23. Fidelity												
24. Surety												
26. Burglary and Theft												
27. Boiler and Machinery												
28. Credit												
29. International												
30. Warranty												
31. Reins nonproportional assumed property	XXX	XXX	XXX	XXX	XXX	XXX	XXX	XXX	XXX	XXX	XXX	XXX
32. Reins nonproportional assumed liability	XXX	XXX	XXX	XXX	XXX	XXX	XXX	XXX	XXX	XXX	XXX	XXX
33. Reins nonproportional assumed financial lines	XXX	XXX	XXX	XXX	XXX	XXX	XXX	XXX	XXX	XXX	XXX	XXX
34. Aggregate Write-Ins for Other Lines of Business												
35. Total (a)	179,622,150	176,707,413		52,603,651	116,910,395	117,827,168	48,281,353	978,315	1,147,837	3,544,869	18,372,331	2,439,553
DETAILS OF WRITE-INS												
3401.												
3402.												
3403.												
3498. Summary of remaining write-ins for Line 34 from overflow page												
3499. Totals (Lines 3401 thru 3403 plus 3498)(Line 34 above)												

(a) Finance and service charges not included in Lines 1 to 35 \$ 2,152,293
(b) For health business on indicated lines report: Number of persons insured under PPO managed care products and number of persons insured under indemnity only products



ANNUAL STATEMENT FOR THE YEAR 2022 OF THE PROGRESSIVE NORTHWESTERN INSURANCE COMPANY

EXHIBIT OF PREMIUMS AND LOSSES (Statutory Page 14)

NAIC Group Code 0155 BUSINESS IN THE STATE OF Kentucky DURING THE YEAR 2022 NAIC Company Code 42919

Line of Business	Gross Premiums, Including Policy and Membership Fees, Less Return Premiums and Premiums on Policies not Taken		3	4	5	6	7	8	9	10	11	12
	1	2										
	Direct Premiums Written	Direct Premiums Earned	Dividends Paid or Credited to Policyholders on Direct Business	Direct Unearned Premium Reserves	Direct Losses Paid (deducting salvage)	Direct Losses Incurred	Direct Losses Unpaid	Direct Defense and Cost Containment Expense Paid	Direct Defense and Cost Containment Expense Incurred	Direct Defense and Cost Containment Expense Unpaid	Commissions and Brokerage Expenses	Taxes, Licenses and Fees
1. Fire												
2.1 Allied Lines												
2.2 Multiple Peril Crop												
2.3 Federal Flood												
2.4. Private Crop												
2.5 Private Flood												
3. Farmowners Multiple Peril												
4. Homeowners Multiple Peril												
5.1 Commercial Multiple Peril (Non-Liability Portion)												
5.2 Commercial Multiple Peril (Liability Portion)												
6. Mortgage Guaranty												
8. Ocean Marine												
9. Inland Marine												
10. Financial Guaranty												
11.1 Medical Professional Liability - Occurrence												
11.2 Medical Professional Liability - Claims-Made												
12. Earthquake												
13.1 Comprehensive (hospital and medical) ind (b)												
13.2 Comprehensive (hospital and medical) group (b)												
14. Credit A&H (Group and Individual)												
15.1 Vision Only (b).....												
15.2 Dental Only (b)												
15.3 Disability Income (b)												
15.4 Medicare Supplement (b)												
15.5 Medicaid Title XIX (b)												
15.6 Medicare Title XVIII (b).....												
15.7 Long-Term Care (b)												
15.8 Federal Employees Health Benefits Plan (b)												
15.9 Other Health (b)												
16. Workers' Compensation												
17.1 Other Liability - Occurrence												
17.2 Other Liability - Claims-Made												
17.3 Excess Workers' Compensation												
18.1 Products Liability - Occurrence												
18.2 Products Liability - Claims-Made												
19.1 Private Passenger Auto No-Fault (Personal Injury Protection)												
19.2 Other Private Passenger Auto Liability												
19.3 Commercial Auto No-Fault (Personal Injury Protection)												762
19.4 Other Commercial Auto Liability												
21.1 Private Passenger Auto Physical Damage												
21.2 Commercial Auto Physical Damage												
22. Aircraft (all perils)												
23. Fidelity												
24. Surety												
26. Burglary and Theft												
27. Boiler and Machinery												
28. Credit												
29. International												
30. Warranty												
31. Reins nonproportional assumed property	XXX	XXX	XXX	XXX	XXX	XXX	XXX	XXX	XXX	XXX	XXX	XXX
32. Reins nonproportional assumed liability	XXX	XXX	XXX	XXX	XXX	XXX	XXX	XXX	XXX	XXX	XXX	XXX
33. Reins nonproportional assumed financial lines	XXX	XXX	XXX	XXX	XXX	XXX	XXX	XXX	XXX	XXX	XXX	XXX
34. Aggregate Write-Ins for Other Lines of Business												
35. Total (a)												762
DETAILS OF WRITE-INS												
3401.												
3402.												
3403.												
3498. Summary of remaining write-ins for Line 34 from overflow page												
3499. Totals (Lines 3401 thru 3403 plus 3498)(Line 34 above)												

(a) Finance and service charges not included in Lines 1 to 35 \$
(b) For health business on indicated lines report: Number of persons insured under PPO managed care products and number of persons insured under indemnity only products



ANNUAL STATEMENT FOR THE YEAR 2022 OF THE PROGRESSIVE NORTHWESTERN INSURANCE COMPANY

EXHIBIT OF PREMIUMS AND LOSSES (Statutory Page 14)

NAIC Group Code 0155		BUSINESS IN THE STATE OF Louisiana				DURING THE YEAR 2022				NAIC Company Code 42919		
Line of Business	Gross Premiums, Including Policy and Membership Fees, Less Return Premiums and Premiums on Policies not Taken		3 Dividends Paid or Credited to Policyholders on Direct Business	4 Direct Unearned Premium Reserves	5 Direct Losses Paid (deducting salvage)	6 Direct Losses Incurred	7 Direct Losses Unpaid	8 Direct Defense and Cost Containment Expense Paid	9 Direct Defense and Cost Containment Expense Incurred	10 Direct Defense and Cost Containment Expense Unpaid	11 Commissions and Brokerage Expenses	12 Taxes, Licenses and Fees
	1 Direct Premiums Written	2 Direct Premiums Earned										
Fire												
Marine												
Multiple Peril Crop												
Federal Flood												
Private Crop												
Private Flood												
Farmowners Multiple Peril												
Homeowners Multiple Peril												
Commercial Multiple Peril (Non-Liability Portion)												
Commercial Multiple Peril (Liability Portion)												
Mortgage Guaranty												
Ocean Marine												
Inland Marine												
Financial Guaranty												
Medical Professional Liability - Occurrence												
Medical Professional Liability - Claims-Made												
Earthquake												
Comprehensive (hospital and medical) ind (b)												
Comprehensive (hospital and medical) group (b)												
Credit A&H (Group and Individual)												
Vision Only (b)												
Dental Only (b)												
Disability Income (b)												
Medicare Supplement (b)												
Medicaid Title XIX (b)												
Medicare Title XVIII (b)												
Long-Term Care (b)												
Federal Employees Health Benefits Plan (b)												
Other Health (b)												
Workers' Compensation												
Other Liability - Occurrence												
Other Liability - Claims-Made												
Excess Workers' Compensation												
Products Liability - Occurrence												
Products Liability - Claims-Made												
Private Passenger Auto No-Fault (Personal Injury Protection)												
Other Private Passenger Auto Liability												1,191
Commercial Auto No-Fault (Personal Injury Protection)												
Other Commercial Auto Liability												
Private Passenger Auto Physical Damage												
Commercial Auto Physical Damage												
Aircraft (all perils)												
Fidelity												
Surety												
Burglary and Theft												
Boiler and Machinery												
Credit												
International												
Warranty												
Reins nonproportional assumed property	XXX	XXX	XXX	XXX	XXX	XXX	XXX	XXX	XXX	XXX	XXX	XXX
Reins nonproportional assumed liability	XXX	XXX	XXX	XXX	XXX	XXX	XXX	XXX	XXX	XXX	XXX	XXX
Reins nonproportional assumed financial lines	XXX	XXX	XXX	XXX	XXX	XXX	XXX	XXX	XXX	XXX	XXX	XXX
Aggregate Write-Ins for Other Lines of Business												
Total (a)												1,191
DETAILS OF WRITE-INS												
Summary of remaining write-ins for Line 34 from overflow page												
Totals (Lines 3401 thru 3403 plus 3498)(Line 34 above)												

(a) Finance and service charges not included in Lines 1 to 35 \$
(b) For health service on indicated lines report: Number of persons insured under PPO managed care products and number of persons insured under indemnity only products



ANNUAL STATEMENT FOR THE YEAR 2022 OF THE PROGRESSIVE NORTHWESTERN INSURANCE COMPANY

EXHIBIT OF PREMIUMS AND LOSSES (Statutory Page 14)

NAIC Group Code 0155 BUSINESS IN THE STATE OF Maine DURING THE YEAR 2022 NAIC Company Code 42919

Line of Business	Gross Premiums, Including Policy and Membership Fees, Less Return Premiums and Premiums on Policies not Taken		3	4	5	6	7	8	9	10	11	12
	1	2										
	Direct Premiums Written	Direct Premiums Earned	Dividends Paid or Credited to Policyholders on Direct Business	Direct Unearned Premium Reserves	Direct Losses Paid (deducting salvage)	Direct Losses Incurred	Direct Losses Unpaid	Direct Defense and Cost Containment Expense Paid	Direct Defense and Cost Containment Expense Incurred	Direct Defense and Cost Containment Expense Unpaid	Commissions and Brokerage Expenses	Taxes, Licenses and Fees
1. Fire												
2.1 Allied Lines												
2.2 Multiple Peril Crop												
2.3 Federal Flood												
2.4. Private Crop												
2.5 Private Flood												
3. Farmowners Multiple Peril												
4. Homeowners Multiple Peril	74,167	49,005		46,868	15,161	5,584	2,103		(488)	39	8,912	1,702
5.1 Commercial Multiple Peril (Non-Liability Portion)												
5.2 Commercial Multiple Peril (Liability Portion)												
6. Mortgage Guaranty												
8. Ocean Marine												
9. Inland Marine	5,303,179	5,128,859		2,522,051	1,909,265	2,111,646	295,568	756	5,633	15,314	548,310	124,662
10. Financial Guaranty												
11.1 Medical Professional Liability - Occurrence												
11.2 Medical Professional Liability - Claims-Made												
12. Earthquake												
13.1 Comprehensive (hospital and medical) ind (b)												
13.2 Comprehensive (hospital and medical) group (b)												
14. Credit A&H (Group and Individual)												
15.1 Vision Only (b).....												
15.2 Dental Only (b)												
15.3 Disability Income (b)												
15.4 Medicare Supplement (b)												
15.5 Medicaid Title XIX (b)												
15.6 Medicare Title XVIII (b).....												
15.7 Long-Term Care (b)												
15.8 Federal Employees Health Benefits Plan (b)												
15.9 Other Health (b)												
16. Workers' Compensation												
17.1 Other Liability - Occurrence	2,302,049	2,285,323		1,077,029	291,652	268,858	966,472	4,071	23,306	136,519	238,531	53,706
17.2 Other Liability - Claims-Made												
17.3 Excess Workers' Compensation												
18.1 Products Liability - Occurrence												
18.2 Products Liability - Claims-Made												
19.1 Private Passenger Auto No-Fault (Personal Injury Protection)					46,233	52,158	46,078	5,706	10,468	19,013		
19.2 Other Private Passenger Auto Liability	41,576,829	40,227,664		12,289,522	25,221,435	23,666,577	25,231,694	252,635	(31,390)	1,680,654	4,371,547	968,713
19.3 Commercial Auto No-Fault (Personal Injury Protection)												
19.4 Other Commercial Auto Liability												
21.1 Private Passenger Auto Physical Damage	29,301,648	28,505,630		9,138,778	22,736,601	22,900,008	1,634,767	14,723	62,350	151,264	3,084,698	683,027
21.2 Commercial Auto Physical Damage												
22. Aircraft (all perils)												
23. Fidelity												
24. Surety												
26. Burglary and Theft												
27. Boiler and Machinery												
28. Credit												
29. International												
30. Warranty												
31. Reins nonproportional assumed property	XXX	XXX	XXX	XXX	XXX	XXX	XXX	XXX	XXX	XXX	XXX	XXX
32. Reins nonproportional assumed liability	XXX	XXX	XXX	XXX	XXX	XXX	XXX	XXX	XXX	XXX	XXX	XXX
33. Reins nonproportional assumed financial lines	XXX	XXX	XXX	XXX	XXX	XXX	XXX	XXX	XXX	XXX	XXX	XXX
34. Aggregate Write-Ins for Other Lines of Business												
35. Total (a)	78,557,871	76,196,482		25,074,249	50,220,348	49,004,832	28,196,683	277,891	69,880	2,002,804	8,251,998	1,831,809
DETAILS OF WRITE-INS												
3401.												
3402.												
3403.												
3498. Summary of remaining write-ins for Line 34 from overflow page												
3499. Totals (Lines 3401 thru 3403 plus 3498)(Line 34 above)												

(a) Finance and service charges not included in Lines 1 to 35 \$ 1,214,250

(b) For health business on indicated lines report: Number of persons insured under PPO managed care products and number of persons insured under indemnity only products



ANNUAL STATEMENT FOR THE YEAR 2022 OF THE PROGRESSIVE NORTHWESTERN INSURANCE COMPANY

EXHIBIT OF PREMIUMS AND LOSSES (Statutory Page 14)

NAIC Group Code 0155 BUSINESS IN THE STATE OF Maryland DURING THE YEAR 2022 NAIC Company Code 42919

Line of Business	Gross Premiums, Including Policy and Membership Fees, Less Return Premiums and Premiums on Policies not Taken		3	4	5	6	7	8	9	10	11	12
	1	2										
	Direct Premiums Written	Direct Premiums Earned	Dividends Paid or Credited to Policyholders on Direct Business	Direct Unearned Premium Reserves	Direct Losses Paid (deducting salvage)	Direct Losses Incurred	Direct Losses Unpaid	Direct Defense and Cost Containment Expense Paid	Direct Defense and Cost Containment Expense Incurred	Direct Defense and Cost Containment Expense Unpaid	Commissions and Brokerage Expenses	Taxes, Licenses and Fees
1. Fire												
2.1 Allied Lines												
2.2 Multiple Peril Crop												
2.3 Federal Flood												
2.4. Private Crop												
2.5 Private Flood												
3. Farmowners Multiple Peril												
4. Homeowners Multiple Peril												
5.1 Commercial Multiple Peril (Non-Liability Portion)												
5.2 Commercial Multiple Peril (Liability Portion)												
6. Mortgage Guaranty												
8. Ocean Marine												
9. Inland Marine												
10. Financial Guaranty												
11.1 Medical Professional Liability - Occurrence												
11.2 Medical Professional Liability - Claims-Made												
12. Earthquake												
13.1 Comprehensive (hospital and medical) ind (b)												
13.2 Comprehensive (hospital and medical) group (b)												
14. Credit A&H (Group and Individual)												
15.1 Vision Only (b).....												
15.2 Dental Only (b)												
15.3 Disability Income (b)												
15.4 Medicare Supplement (b)												
15.5 Medicaid Title XIX (b)												
15.6 Medicare Title XVIII (b).....												
15.7 Long-Term Care (b)												
15.8 Federal Employees Health Benefits Plan (b)												
15.9 Other Health (b)												
16. Workers' Compensation												
17.1 Other Liability - Occurrence												
17.2 Other Liability - Claims-Made												
17.3 Excess Workers' Compensation												
18.1 Products Liability - Occurrence												
18.2 Products Liability - Claims-Made												
19.1 Private Passenger Auto No-Fault (Personal Injury Protection)												
19.2 Other Private Passenger Auto Liability												2,915
19.3 Commercial Auto No-Fault (Personal Injury Protection)												
19.4 Other Commercial Auto Liability												
21.1 Private Passenger Auto Physical Damage												
21.2 Commercial Auto Physical Damage												
22. Aircraft (all perils)												
23. Fidelity												
24. Surety												
26. Burglary and Theft												
27. Boiler and Machinery												
28. Credit												
29. International												
30. Warranty												
31. Reins nonproportional assumed property	XXX	XXX	XXX	XXX	XXX	XXX	XXX	XXX	XXX	XXX	XXX	XXX
32. Reins nonproportional assumed liability	XXX	XXX	XXX	XXX	XXX	XXX	XXX	XXX	XXX	XXX	XXX	XXX
33. Reins nonproportional assumed financial lines	XXX	XXX	XXX	XXX	XXX	XXX	XXX	XXX	XXX	XXX	XXX	XXX
34. Aggregate Write-Ins for Other Lines of Business												
35. Total (a)												2,915
DETAILS OF WRITE-INS												
3401.												
3402.												
3403.												
3498. Summary of remaining write-ins for Line 34 from overflow page												
3499. Totals (Lines 3401 thru 3403 plus 3498)(Line 34 above)												

(a) Finance and service charges not included in Lines 1 to 35 \$
(b) For health business on indicated lines report: Number of persons insured under PPO managed care products and number of persons insured under indemnity only products



ANNUAL STATEMENT FOR THE YEAR 2022 OF THE PROGRESSIVE NORTHWESTERN INSURANCE COMPANY

EXHIBIT OF PREMIUMS AND LOSSES (Statutory Page 14)

NAIC Group Code 0155 BUSINESS IN THE STATE OF Minnesota DURING THE YEAR 2022 NAIC Company Code 42919

Line of Business	Gross Premiums, Including Policy and Membership Fees, Less Return Premiums and Premiums on Policies not Taken		3	4	5	6	7	8	9	10	11	12
	1	2										
	Direct Premiums Written	Direct Premiums Earned	Dividends Paid or Credited to Policyholders on Direct Business	Direct Unearned Premium Reserves	Direct Losses Paid (deducting salvage)	Direct Losses Incurred	Direct Losses Unpaid	Direct Defense and Cost Containment Expense Paid	Direct Defense and Cost Containment Expense Incurred	Direct Defense and Cost Containment Expense Unpaid	Commissions and Brokerage Expenses	Taxes, Licenses and Fees
1. Fire												
2.1 Allied Lines												
2.2 Multiple Peril Crop												
2.3 Federal Flood												
2.4. Private Crop												
2.5 Private Flood												
3. Farmowners Multiple Peril												
4. Homeowners Multiple Peril												
5.1 Commercial Multiple Peril (Non-Liability Portion)												
5.2 Commercial Multiple Peril (Liability Portion)												
6. Mortgage Guaranty												
8. Ocean Marine												
9. Inland Marine												
10. Financial Guaranty												
11.1 Medical Professional Liability - Occurrence												
11.2 Medical Professional Liability - Claims-Made												
12. Earthquake												
13.1 Comprehensive (hospital and medical) ind (b)												
13.2 Comprehensive (hospital and medical) group (b)												
14. Credit A&H (Group and Individual)												
15.1 Vision Only (b).....												
15.2 Dental Only (b)												
15.3 Disability Income (b)												
15.4 Medicare Supplement (b)												
15.5 Medicaid Title XIX (b)												
15.6 Medicare Title XVIII (b).....												
15.7 Long-Term Care (b)												
15.8 Federal Employees Health Benefits Plan (b)												
15.9 Other Health (b)												
16. Workers' Compensation												
17.1 Other Liability - Occurrence												
17.2 Other Liability - Claims-Made												
17.3 Excess Workers' Compensation												
18.1 Products Liability - Occurrence												
18.2 Products Liability - Claims-Made												
19.1 Private Passenger Auto No-Fault (Personal Injury Protection)					(1,064)	(1,064)		(15)	(15)			
19.2 Other Private Passenger Auto Liability	(5,898)	(5,898)			(2,261)	(2,261)						1,047
19.3 Commercial Auto No-Fault (Personal Injury Protection)												
19.4 Other Commercial Auto Liability												
21.1 Private Passenger Auto Physical Damage					(845)	(845)						
21.2 Commercial Auto Physical Damage												
22. Aircraft (all perils)												
23. Fidelity												
24. Surety												
26. Burglary and Theft												
27. Boiler and Machinery												
28. Credit												
29. International												
30. Warranty												
31. Reins nonproportional assumed property	XXX	XXX	XXX	XXX	XXX	XXX	XXX	XXX	XXX	XXX	XXX	XXX
32. Reins nonproportional assumed liability	XXX	XXX	XXX	XXX	XXX	XXX	XXX	XXX	XXX	XXX	XXX	XXX
33. Reins nonproportional assumed financial lines	XXX	XXX	XXX	XXX	XXX	XXX	XXX	XXX	XXX	XXX	XXX	XXX
34. Aggregate Write-Ins for Other Lines of Business												
35. Total (a)	(5,898)	(5,898)			(4,170)	(4,170)		(15)	(15)			1,047
DETAILS OF WRITE-INS												
3401.												
3402.												
3403.												
3498. Summary of remaining write-ins for Line 34 from overflow page												
3499. Totals (Lines 3401 thru 3403 plus 3498)(Line 34 above)												

(a) Finance and service charges not included in Lines 1 to 35 \$
(b) For health business on indicated lines report: Number of persons insured under PPO managed care products and number of persons insured under indemnity only products



ANNUAL STATEMENT FOR THE YEAR 2022 OF THE PROGRESSIVE NORTHWESTERN INSURANCE COMPANY

EXHIBIT OF PREMIUMS AND LOSSES (Statutory Page 14)

NAIC Group Code 0155 BUSINESS IN THE STATE OF Mississippi DURING THE YEAR 2022 NAIC Company Code 42919

Line of Business	Gross Premiums, Including Policy and Membership Fees, Less Return Premiums and Premiums on Policies not Taken		3	4	5	6	7	8	9	10	11	12
	1	2										
	Direct Premiums Written	Direct Premiums Earned	Dividends Paid or Credited to Policyholders on Direct Business	Direct Unearned Premium Reserves	Direct Losses Paid (deducting salvage)	Direct Losses Incurred	Direct Losses Unpaid	Direct Defense and Cost Containment Expense Paid	Direct Defense and Cost Containment Expense Incurred	Direct Defense and Cost Containment Expense Unpaid	Commissions and Brokerage Expenses	Taxes, Licenses and Fees
1. Fire												
2.1 Allied Lines												
2.2 Multiple Peril Crop												
2.3 Federal Flood												
2.4. Private Crop												
2.5 Private Flood												
3. Farmowners Multiple Peril												
4. Homeowners Multiple Peril												
5.1 Commercial Multiple Peril (Non-Liability Portion)												
5.2 Commercial Multiple Peril (Liability Portion)												
6. Mortgage Guaranty												
8. Ocean Marine												
9. Inland Marine												
10. Financial Guaranty												
11.1 Medical Professional Liability - Occurrence												
11.2 Medical Professional Liability - Claims-Made												
12. Earthquake												
13.1 Comprehensive (hospital and medical) ind (b)												
13.2 Comprehensive (hospital and medical) group (b)												
14. Credit A&H (Group and Individual)												
15.1 Vision Only (b).....												
15.2 Dental Only (b)												
15.3 Disability Income (b)												
15.4 Medicare Supplement (b)												
15.5 Medicaid Title XIX (b)												
15.6 Medicare Title XVIII (b).....												
15.7 Long-Term Care (b)												
15.8 Federal Employees Health Benefits Plan (b)												
15.9 Other Health (b)												
16. Workers' Compensation												
17.1 Other Liability - Occurrence												
17.2 Other Liability - Claims-Made												
17.3 Excess Workers' Compensation												
18.1 Products Liability - Occurrence												
18.2 Products Liability - Claims-Made												
19.1 Private Passenger Auto No-Fault (Personal Injury Protection)												
19.2 Other Private Passenger Auto Liability												1,280
19.3 Commercial Auto No-Fault (Personal Injury Protection)												
19.4 Other Commercial Auto Liability												
21.1 Private Passenger Auto Physical Damage												
21.2 Commercial Auto Physical Damage												
22. Aircraft (all perils)												
23. Fidelity												
24. Surety												
26. Burglary and Theft												
27. Boiler and Machinery												
28. Credit												
29. International												
30. Warranty												
31. Reins nonproportional assumed property	XXX	XXX	XXX	XXX	XXX	XXX	XXX	XXX	XXX	XXX	XXX	XXX
32. Reins nonproportional assumed liability	XXX	XXX	XXX	XXX	XXX	XXX	XXX	XXX	XXX	XXX	XXX	XXX
33. Reins nonproportional assumed financial lines	XXX	XXX	XXX	XXX	XXX	XXX	XXX	XXX	XXX	XXX	XXX	XXX
34. Aggregate Write-Ins for Other Lines of Business												
35. Total (a)												1,280
DETAILS OF WRITE-INS												
3401.												
3402.												
3403.												
3498. Summary of remaining write-ins for Line 34 from overflow page												
3499. Totals (Lines 3401 thru 3403 plus 3498)(Line 34 above)												

(a) Finance and service charges not included in Lines 1 to 35 \$
(b) For health business on indicated lines report: Number of persons insured under PPO managed care products and number of persons insured under indemnity only products



ANNUAL STATEMENT FOR THE YEAR 2022 OF THE PROGRESSIVE NORTHWESTERN INSURANCE COMPANY

EXHIBIT OF PREMIUMS AND LOSSES (Statutory Page 14)

NAIC Group Code 0155 BUSINESS IN THE STATE OF Missouri DURING THE YEAR 2022 NAIC Company Code 42919

Line of Business	Gross Premiums, Including Policy and Membership Fees, Less Return Premiums and Premiums on Policies not Taken		3	4	5	6	7	8	9	10	11	12
	1	2										
	Direct Premiums Written	Direct Premiums Earned	Dividends Paid or Credited to Policyholders on Direct Business	Direct Unearned Premium Reserves	Direct Losses Paid (deducting salvage)	Direct Losses Incurred	Direct Losses Unpaid	Direct Defense and Cost Containment Expense Paid	Direct Defense and Cost Containment Expense Incurred	Direct Defense and Cost Containment Expense Unpaid	Commissions and Brokerage Expenses	Taxes, Licenses and Fees
1. Fire												
2.1 Allied Lines												
2.2 Multiple Peril Crop												
2.3 Federal Flood												
2.4. Private Crop												
2.5 Private Flood												
3. Farmowners Multiple Peril												
4. Homeowners Multiple Peril												
5.1 Commercial Multiple Peril (Non-Liability Portion)												
5.2 Commercial Multiple Peril (Liability Portion)												
6. Mortgage Guaranty												
8. Ocean Marine												
9. Inland Marine	3,075,802	3,186,436		1,363,453	1,035,683	1,027,347	84,859	3,485	2,998	8,339	303,207	70,604
10. Financial Guaranty												
11.1 Medical Professional Liability - Occurrence												
11.2 Medical Professional Liability - Claims-Made												
12. Earthquake												
13.1 Comprehensive (hospital and medical) ind (b)												
13.2 Comprehensive (hospital and medical) group (b)												
14. Credit A&H (Group and Individual)												
15.1 Vision Only (b).....												
15.2 Dental Only (b)												
15.3 Disability Income (b)												
15.4 Medicare Supplement (b)												
15.5 Medicaid Title XIX (b)												
15.6 Medicare Title XVIII (b).....												
15.7 Long-Term Care (b)												
15.8 Federal Employees Health Benefits Plan (b)												
15.9 Other Health (b)												
16. Workers' Compensation												
17.1 Other Liability - Occurrence	794,740	845,735		355,228	87,265	137,599	430,419	16,507	29,683	64,460	80,197	18,257
17.2 Other Liability - Claims-Made												
17.3 Excess Workers' Compensation												
18.1 Products Liability - Occurrence												
18.2 Products Liability - Claims-Made												
19.1 Private Passenger Auto No-Fault (Personal Injury Protection)												
19.2 Other Private Passenger Auto Liability	2,511,539	2,698,309		1,117,244	2,407,506	1,204,702	1,817,694	54,894	6,902	122,733	255,749	57,535
19.3 Commercial Auto No-Fault (Personal Injury Protection)												
19.4 Other Commercial Auto Liability												
21.1 Private Passenger Auto Physical Damage	4,763,208	5,095,064		2,130,443	2,010,885	2,052,704	63,950	1,972	3,268	11,083	500,930	109,010
21.2 Commercial Auto Physical Damage												
22. Aircraft (all perils)												
23. Fidelity												
24. Surety												
26. Burglary and Theft												
27. Boiler and Machinery												
28. Credit												
29. International												
30. Warranty												
31. Reins nonproportional assumed property	XXX	XXX	XXX	XXX	XXX	XXX	XXX	XXX	XXX	XXX	XXX	XXX
32. Reins nonproportional assumed liability	XXX	XXX	XXX	XXX	XXX	XXX	XXX	XXX	XXX	XXX	XXX	XXX
33. Reins nonproportional assumed financial lines	XXX	XXX	XXX	XXX	XXX	XXX	XXX	XXX	XXX	XXX	XXX	XXX
34. Aggregate Write-Ins for Other Lines of Business												
35. Total (a)	11,145,288	11,825,544		4,966,367	5,541,340	4,422,353	2,396,923	76,857	42,851	206,615	1,140,084	255,405
DETAILS OF WRITE-INS												
3401.												
3402.												
3403.												
3498. Summary of remaining write-ins for Line 34 from overflow page												
3499. Totals (Lines 3401 thru 3403 plus 3498)(Line 34 above)												

(a) Finance and service charges not included in Lines 1 to 35 \$ 105,091

(b) For health business on indicated lines report: Number of persons insured under PPO managed care products and number of persons insured under indemnity only products



ANNUAL STATEMENT FOR THE YEAR 2022 OF THE PROGRESSIVE NORTHWESTERN INSURANCE COMPANY

EXHIBIT OF PREMIUMS AND LOSSES (Statutory Page 14)

NAIC Group Code 0155 BUSINESS IN THE STATE OF Montana DURING THE YEAR 2022 NAIC Company Code 42919

Line of Business	Gross Premiums, Including Policy and Membership Fees, Less Return Premiums and Premiums on Policies not Taken		3	4	5	6	7	8	9	10	11	12
	1	2										
	Direct Premiums Written	Direct Premiums Earned	Dividends Paid or Credited to Policyholders on Direct Business	Direct Unearned Premium Reserves	Direct Losses Paid (deducting salvage)	Direct Losses Incurred	Direct Losses Unpaid	Direct Defense and Cost Containment Expense Paid	Direct Defense and Cost Containment Expense Incurred	Direct Defense and Cost Containment Expense Unpaid	Commissions and Brokerage Expenses	Taxes, Licenses and Fees
1. Fire												
2.1 Allied Lines												
2.2 Multiple Peril Crop												
2.3 Federal Flood												
2.4. Private Crop												
2.5 Private Flood												
3. Farmowners Multiple Peril												
4. Homeowners Multiple Peril	124,670	120,569		64,143	13,572	12,865	4,777	5	(44)	50	18,723	3,753
5.1 Commercial Multiple Peril (Non-Liability Portion)												
5.2 Commercial Multiple Peril (Liability Portion)												
6. Mortgage Guaranty												
8. Ocean Marine												
9. Inland Marine	1,496,643	1,413,971		712,810	790,297	778,065	43,356	50	(420)	4,102	157,068	45,086
10. Financial Guaranty												
11.1 Medical Professional Liability - Occurrence												
11.2 Medical Professional Liability - Claims-Made												
12. Earthquake												
13.1 Comprehensive (hospital and medical) ind (b)												
13.2 Comprehensive (hospital and medical) group (b)												
14. Credit A&H (Group and Individual)												
15.1 Vision Only (b).....												
15.2 Dental Only (b)												
15.3 Disability Income (b)												
15.4 Medicare Supplement (b)												
15.5 Medicaid Title XIX (b)												
15.6 Medicare Title XVIII (b).....												
15.7 Long-Term Care (b)												
15.8 Federal Employees Health Benefits Plan (b)												
15.9 Other Health (b)												
16. Workers' Compensation												
17.1 Other Liability - Occurrence	647,970	610,837		325,931	87,547	68,279	69,385	16,374	12,801	22,505	73,406	19,510
17.2 Other Liability - Claims-Made												
17.3 Excess Workers' Compensation												
18.1 Products Liability - Occurrence												
18.2 Products Liability - Claims-Made												
19.1 Private Passenger Auto No-Fault (Personal Injury Protection)					598	(30,139)		345	(3,958)			
19.2 Other Private Passenger Auto Liability	40,642,984	39,249,851		12,936,379	20,863,225	23,722,229	22,445,015	279,682	467,202	1,602,592	4,331,497	1,221,763
19.3 Commercial Auto No-Fault (Personal Injury Protection)												
19.4 Other Commercial Auto Liability												
21.1 Private Passenger Auto Physical Damage	39,769,718	36,598,552		14,144,442	24,818,689	25,267,805	2,100,383	24,953	46,618	118,386	4,293,440	1,195,047
21.2 Commercial Auto Physical Damage												
22. Aircraft (all perils)												
23. Fidelity												
24. Surety												
26. Burglary and Theft												
27. Boiler and Machinery												
28. Credit												
29. International												
30. Warranty												
31. Reins nonproportional assumed property	XXX	XXX	XXX	XXX	XXX	XXX	XXX	XXX	XXX	XXX	XXX	XXX
32. Reins nonproportional assumed liability	XXX	XXX	XXX	XXX	XXX	XXX	XXX	XXX	XXX	XXX	XXX	XXX
33. Reins nonproportional assumed financial lines	XXX	XXX	XXX	XXX	XXX	XXX	XXX	XXX	XXX	XXX	XXX	XXX
34. Aggregate Write-Ins for Other Lines of Business												
35. Total (a)	82,681,986	77,993,780		28,183,704	46,573,927	49,819,104	24,662,915	321,409	522,200	1,747,634	8,874,135	2,485,160
DETAILS OF WRITE-INS												
3401.												
3402.												
3403.												
3498. Summary of remaining write-ins for Line 34 from overflow page												
3499. Totals (Lines 3401 thru 3403 plus 3498)(Line 34 above)												

(a) Finance and service charges not included in Lines 1 to 35 \$ 874,768

(b) For health business on indicated lines report: Number of persons insured under PPO managed care products and number of persons insured under indemnity only products



ANNUAL STATEMENT FOR THE YEAR 2022 OF THE PROGRESSIVE NORTHWESTERN INSURANCE COMPANY

EXHIBIT OF PREMIUMS AND LOSSES (Statutory Page 14)

NAIC Group Code 0155 BUSINESS IN THE STATE OF Nebraska DURING THE YEAR 2022 NAIC Company Code 42919

Line of Business	Gross Premiums, Including Policy and Membership Fees, Less Return Premiums and Premiums on Policies not Taken		3	4	5	6	7	8	9	10	11	12
	1	2										
	Direct Premiums Written	Direct Premiums Earned	Dividends Paid or Credited to Policyholders on Direct Business	Direct Unearned Premium Reserves	Direct Losses Paid (deducting salvage)	Direct Losses Incurred	Direct Losses Unpaid	Direct Defense and Cost Containment Expense Paid	Direct Defense and Cost Containment Expense Incurred	Direct Defense and Cost Containment Expense Unpaid	Commissions and Brokerage Expenses	Taxes, Licenses and Fees
1. Fire												
2.1 Allied Lines												
2.2 Multiple Peril Crop												
2.3 Federal Flood												
2.4. Private Crop												
2.5 Private Flood												
3. Farmowners Multiple Peril												
4. Homeowners Multiple Peril												
5.1 Commercial Multiple Peril (Non-Liability Portion)												
5.2 Commercial Multiple Peril (Liability Portion)												
6. Mortgage Guaranty												
8. Ocean Marine												
9. Inland Marine												
10. Financial Guaranty												
11.1 Medical Professional Liability - Occurrence												
11.2 Medical Professional Liability - Claims-Made												
12. Earthquake												
13.1 Comprehensive (hospital and medical) ind (b)												
13.2 Comprehensive (hospital and medical) group (b)												
14. Credit A&H (Group and Individual)												
15.1 Vision Only (b).....												
15.2 Dental Only (b)												
15.3 Disability Income (b)												
15.4 Medicare Supplement (b)												
15.5 Medicaid Title XIX (b)												
15.6 Medicare Title XVIII (b).....												
15.7 Long-Term Care (b)												
15.8 Federal Employees Health Benefits Plan (b)												
15.9 Other Health (b)												
16. Workers' Compensation												
17.1 Other Liability - Occurrence												
17.2 Other Liability - Claims-Made												
17.3 Excess Workers' Compensation												
18.1 Products Liability - Occurrence												
18.2 Products Liability - Claims-Made												
19.1 Private Passenger Auto No-Fault (Personal Injury Protection)												
19.2 Other Private Passenger Auto Liability												
19.3 Commercial Auto No-Fault (Personal Injury Protection)												570
19.4 Other Commercial Auto Liability												
21.1 Private Passenger Auto Physical Damage												
21.2 Commercial Auto Physical Damage												
22. Aircraft (all perils)												
23. Fidelity												
24. Surety												
26. Burglary and Theft												
27. Boiler and Machinery												
28. Credit												
29. International												
30. Warranty												
31. Reins nonproportional assumed property	XXX	XXX	XXX	XXX	XXX	XXX	XXX	XXX	XXX	XXX	XXX	XXX
32. Reins nonproportional assumed liability	XXX	XXX	XXX	XXX	XXX	XXX	XXX	XXX	XXX	XXX	XXX	XXX
33. Reins nonproportional assumed financial lines	XXX	XXX	XXX	XXX	XXX	XXX	XXX	XXX	XXX	XXX	XXX	XXX
34. Aggregate Write-Ins for Other Lines of Business												
35. Total (a)												570
DETAILS OF WRITE-INS												
3401.												
3402.												
3403.												
3498. Summary of remaining write-ins for Line 34 from overflow page												
3499. Totals (Lines 3401 thru 3403 plus 3498)(Line 34 above)												

(a) Finance and service charges not included in Lines 1 to 35 \$
(b) For health business on indicated lines report: Number of persons insured under PPO managed care products and number of persons insured under indemnity only products



ANNUAL STATEMENT FOR THE YEAR 2022 OF THE PROGRESSIVE NORTHWESTERN INSURANCE COMPANY

EXHIBIT OF PREMIUMS AND LOSSES (Statutory Page 14)

NAIC Group Code 0155 BUSINESS IN THE STATE OF Nevada DURING THE YEAR 2022 NAIC Company Code 42919

Line of Business	Gross Premiums, Including Policy and Membership Fees, Less Return Premiums and Premiums on Policies not Taken		3	4	5	6	7	8	9	10	11	12
	1	2										
	Direct Premiums Written	Direct Premiums Earned	Dividends Paid or Credited to Policyholders on Direct Business	Direct Unearned Premium Reserves	Direct Losses Paid (deducting salvage)	Direct Losses Incurred	Direct Losses Unpaid	Direct Defense and Cost Containment Expense Paid	Direct Defense and Cost Containment Expense Incurred	Direct Defense and Cost Containment Expense Unpaid	Commissions and Brokerage Expenses	Taxes, Licenses and Fees
1. Fire												
2.1 Allied Lines												
2.2 Multiple Peril Crop												
2.3 Federal Flood												
2.4 Private Crop												
2.5 Private Flood												
3. Farmowners Multiple Peril												
4. Homeowners Multiple Peril												
5.1 Commercial Multiple Peril (Non-Liability Portion)												
5.2 Commercial Multiple Peril (Liability Portion)												
6. Mortgage Guaranty												
8. Ocean Marine												
9. Inland Marine												
10. Financial Guaranty												
11.1 Medical Professional Liability - Occurrence												
11.2 Medical Professional Liability - Claims-Made												
12. Earthquake												
13.1 Comprehensive (hospital and medical) ind (b)												
13.2 Comprehensive (hospital and medical) group (b)												
14. Credit A&H (Group and Individual)												
15.1 Vision Only (b).....												
15.2 Dental Only (b)												
15.3 Disability Income (b)												
15.4 Medicare Supplement (b)												
15.5 Medicaid Title XIX (b)												
15.6 Medicare Title XVIII (b).....												
15.7 Long-Term Care (b)												
15.8 Federal Employees Health Benefits Plan (b)												
15.9 Other Health (b)												
16. Workers' Compensation												
17.1 Other Liability - Occurrence												
17.2 Other Liability - Claims-Made												
17.3 Excess Workers' Compensation												
18.1 Products Liability - Occurrence												
18.2 Products Liability - Claims-Made												
19.1 Private Passenger Auto No-Fault (Personal Injury Protection)												
19.2 Other Private Passenger Auto Liability	(2,590)	(2,590)				(5,470)	13,238	6,043	5,911	11,096		5,154
19.3 Commercial Auto No-Fault (Personal Injury Protection)												
19.4 Other Commercial Auto Liability						240						
21.1 Private Passenger Auto Physical Damage												
21.2 Commercial Auto Physical Damage												
22. Aircraft (all perils)												
23. Fidelity												
24. Surety												
26. Burglary and Theft												
27. Boiler and Machinery												
28. Credit												
29. International												
30. Warranty												
31. Reins nonproportional assumed property	XXX	XXX	XXX	XXX	XXX	XXX	XXX	XXX	XXX	XXX	XXX	XXX
32. Reins nonproportional assumed liability	XXX	XXX	XXX	XXX	XXX	XXX	XXX	XXX	XXX	XXX	XXX	XXX
33. Reins nonproportional assumed financial lines	XXX	XXX	XXX	XXX	XXX	XXX	XXX	XXX	XXX	XXX	XXX	XXX
34. Aggregate Write-Ins for Other Lines of Business												
35. Total (a)	(2,590)	(2,590)				(5,230)	13,238	6,043	5,911	11,096		5,154
DETAILS OF WRITE-INS												
3401.												
3402.												
3403.												
3498. Summary of remaining write-ins for Line 34 from overflow page												
3499. Totals (Lines 3401 thru 3403 plus 3498)(Line 34 above)												

(a) Finance and service charges not included in Lines 1 to 35 \$
(b) For health business on indicated lines report: Number of persons insured under PPO managed care products and number of persons insured under indemnity only products



ANNUAL STATEMENT FOR THE YEAR 2022 OF THE PROGRESSIVE NORTHWESTERN INSURANCE COMPANY

EXHIBIT OF PREMIUMS AND LOSSES (Statutory Page 14)

NAIC Group Code 0155 BUSINESS IN THE STATE OF New Jersey DURING THE YEAR 2022 NAIC Company Code 42919

Line of Business	Gross Premiums, Including Policy and Membership Fees, Less Return Premiums and Premiums on Policies not Taken		3	4	5	6	7	8	9	10	11	12
	1	2										
	Direct Premiums Written	Direct Premiums Earned	Dividends Paid or Credited to Policyholders on Direct Business	Direct Unearned Premium Reserves	Direct Losses Paid (deducting salvage)	Direct Losses Incurred	Direct Losses Unpaid	Direct Defense and Cost Containment Expense Paid	Direct Defense and Cost Containment Expense Incurred	Direct Defense and Cost Containment Expense Unpaid	Commissions and Brokerage Expenses	Taxes, Licenses and Fees
1. Fire												
2.1 Allied Lines												
2.2 Multiple Peril Crop												
2.3 Federal Flood												
2.4. Private Crop												
2.5 Private Flood												
3. Farmowners Multiple Peril												
4. Homeowners Multiple Peril												
5.1 Commercial Multiple Peril (Non-Liability Portion)												
5.2 Commercial Multiple Peril (Liability Portion)												
6. Mortgage Guaranty												
8. Ocean Marine												
9. Inland Marine												
10. Financial Guaranty												
11.1 Medical Professional Liability - Occurrence												
11.2 Medical Professional Liability - Claims-Made												
12. Earthquake												
13.1 Comprehensive (hospital and medical) ind (b)												
13.2 Comprehensive (hospital and medical) group (b)												
14. Credit A&H (Group and Individual)												
15.1 Vision Only (b).....												
15.2 Dental Only (b)												
15.3 Disability Income (b)												
15.4 Medicare Supplement (b)												
15.5 Medicaid Title XIX (b)												
15.6 Medicare Title XVIII (b).....												
15.7 Long-Term Care (b)												
15.8 Federal Employees Health Benefits Plan (b)												
15.9 Other Health (b)												
16. Workers' Compensation												
17.1 Other Liability - Occurrence												
17.2 Other Liability - Claims-Made												
17.3 Excess Workers' Compensation												
18.1 Products Liability - Occurrence												
18.2 Products Liability - Claims-Made												
19.1 Private Passenger Auto No-Fault (Personal Injury Protection)												
19.2 Other Private Passenger Auto Liability												
19.3 Commercial Auto No-Fault (Personal Injury Protection)												350
19.4 Other Commercial Auto Liability												
21.1 Private Passenger Auto Physical Damage												
21.2 Commercial Auto Physical Damage												
22. Aircraft (all perils)												
23. Fidelity												
24. Surety												
26. Burglary and Theft												
27. Boiler and Machinery												
28. Credit												
29. International												
30. Warranty												
31. Reins nonproportional assumed property	XXX	XXX	XXX	XXX	XXX	XXX	XXX	XXX	XXX	XXX	XXX	XXX
32. Reins nonproportional assumed liability	XXX	XXX	XXX	XXX	XXX	XXX	XXX	XXX	XXX	XXX	XXX	XXX
33. Reins nonproportional assumed financial lines	XXX	XXX	XXX	XXX	XXX	XXX	XXX	XXX	XXX	XXX	XXX	XXX
34. Aggregate Write-Ins for Other Lines of Business												
35. Total (a)												350
DETAILS OF WRITE-INS												
3401.												
3402.												
3403.												
3498. Summary of remaining write-ins for Line 34 from overflow page												
3499. Totals (Lines 3401 thru 3403 plus 3498)(Line 34 above)												

(a) Finance and service charges not included in Lines 1 to 35 \$
(b) For health business on indicated lines report: Number of persons insured under PPO managed care products and number of persons insured under indemnity only products



ANNUAL STATEMENT FOR THE YEAR 2022 OF THE PROGRESSIVE NORTHWESTERN INSURANCE COMPANY

EXHIBIT OF PREMIUMS AND LOSSES (Statutory Page 14)

NAIC Group Code 0155 BUSINESS IN THE STATE OF New Mexico DURING THE YEAR 2022 NAIC Company Code 42919

Line of Business	Gross Premiums, Including Policy and Membership Fees, Less Return Premiums and Premiums on Policies not Taken		3	4	5	6	7	8	9	10	11	12
	1	2										
	Direct Premiums Written	Direct Premiums Earned	Dividends Paid or Credited to Policyholders on Direct Business	Direct Unearned Premium Reserves	Direct Losses Paid (deducting salvage)	Direct Losses Incurred	Direct Losses Unpaid	Direct Defense and Cost Containment Expense Paid	Direct Defense and Cost Containment Expense Incurred	Direct Defense and Cost Containment Expense Unpaid	Commissions and Brokerage Expenses	Taxes, Licenses and Fees
1. Fire												
2.1 Allied Lines												
2.2 Multiple Peril Crop												
2.3 Federal Flood												
2.4. Private Crop												
2.5 Private Flood												
3. Farmowners Multiple Peril												
4. Homeowners Multiple Peril												
5.1 Commercial Multiple Peril (Non-Liability Portion)												
5.2 Commercial Multiple Peril (Liability Portion)												
6. Mortgage Guaranty												
8. Ocean Marine												
9. Inland Marine												
10. Financial Guaranty												
11.1 Medical Professional Liability - Occurrence												
11.2 Medical Professional Liability - Claims-Made												
12. Earthquake												
13.1 Comprehensive (hospital and medical) ind (b)												
13.2 Comprehensive (hospital and medical) group (b)												
14. Credit A&H (Group and Individual)												
15.1 Vision Only (b).....												
15.2 Dental Only (b)												
15.3 Disability Income (b)												
15.4 Medicare Supplement (b)												
15.5 Medicaid Title XIX (b)												
15.6 Medicare Title XVIII (b).....												
15.7 Long-Term Care (b)												
15.8 Federal Employees Health Benefits Plan (b)												
15.9 Other Health (b)												
16. Workers' Compensation												
17.1 Other Liability - Occurrence												
17.2 Other Liability - Claims-Made												
17.3 Excess Workers' Compensation												
18.1 Products Liability - Occurrence												
18.2 Products Liability - Claims-Made												
19.1 Private Passenger Auto No-Fault (Personal Injury Protection)												
19.2 Other Private Passenger Auto Liability		(487)	(487)									1,857
19.3 Commercial Auto No-Fault (Personal Injury Protection)												
19.4 Other Commercial Auto Liability					(1,473)	(1,473)						
21.1 Private Passenger Auto Physical Damage												
21.2 Commercial Auto Physical Damage					(5,634)	(5,634)						
22. Aircraft (all perils)												
23. Fidelity												
24. Surety												
26. Burglary and Theft												
27. Boiler and Machinery												
28. Credit												
29. International												
30. Warranty												
31. Reins nonproportional assumed property	XXX	XXX	XXX	XXX	XXX	XXX	XXX	XXX	XXX	XXX	XXX	XXX
32. Reins nonproportional assumed liability	XXX	XXX	XXX	XXX	XXX	XXX	XXX	XXX	XXX	XXX	XXX	XXX
33. Reins nonproportional assumed financial lines	XXX	XXX	XXX	XXX	XXX	XXX	XXX	XXX	XXX	XXX	XXX	XXX
34. Aggregate Write-Ins for Other Lines of Business												
35. Total (a)	(487)	(487)			(7,107)	(7,107)						1,857
DETAILS OF WRITE-INS												
3401.												
3402.												
3403.												
3498. Summary of remaining write-ins for Line 34 from overflow page												
3499. Totals (Lines 3401 thru 3403 plus 3498)(Line 34 above)												

(a) Finance and service charges not included in Lines 1 to 35 \$
(b) For health business on indicated lines report: Number of persons insured under PPO managed care products and number of persons insured under indemnity only products



ANNUAL STATEMENT FOR THE YEAR 2022 OF THE PROGRESSIVE NORTHWESTERN INSURANCE COMPANY

EXHIBIT OF PREMIUMS AND LOSSES (Statutory Page 14)

NAIC Group Code 0155 BUSINESS IN THE STATE OF New York DURING THE YEAR 2022 NAIC Company Code 42919

Line of Business	Gross Premiums, Including Policy and Membership Fees, Less Return Premiums and Premiums on Policies not Taken		3	4	5	6	7	8	9	10	11	12
	1	2										
	Direct Premiums Written	Direct Premiums Earned	Dividends Paid or Credited to Policyholders on Direct Business	Direct Unearned Premium Reserves	Direct Losses Paid (deducting salvage)	Direct Losses Incurred	Direct Losses Unpaid	Direct Defense and Cost Containment Expense Paid	Direct Defense and Cost Containment Expense Incurred	Direct Defense and Cost Containment Expense Unpaid	Commissions and Brokerage Expenses	Taxes, Licenses and Fees
1. Fire												
2.1 Allied Lines												
2.2 Multiple Peril Crop												
2.3 Federal Flood												
2.4. Private Crop												
2.5 Private Flood												
3. Farmowners Multiple Peril												
4. Homeowners Multiple Peril												
5.1 Commercial Multiple Peril (Non-Liability Portion)												
5.2 Commercial Multiple Peril (Liability Portion)												
6. Mortgage Guaranty												
8. Ocean Marine												
9. Inland Marine	2, 194, 127	2, 009, 199		1, 058, 533	745, 083	771, 060	(8, 116)	(1, 404)	(984)	4, 593	247, 427	47, 913
10. Financial Guaranty												
11.1 Medical Professional Liability - Occurrence												
11.2 Medical Professional Liability - Claims-Made												
12. Earthquake												
13.1 Comprehensive (hospital and medical) ind (b)												
13.2 Comprehensive (hospital and medical) group (b)												
14. Credit A&H (Group and Individual)												
15.1 Vision Only (b).....												
15.2 Dental Only (b)												
15.3 Disability Income (b)												
15.4 Medicare Supplement (b)												
15.5 Medicaid Title XIX (b)												
15.6 Medicare Title XVIII (b).....												
15.7 Long-Term Care (b)												
15.8 Federal Employees Health Benefits Plan (b)												
15.9 Other Health (b)												
16. Workers' Compensation												
17.1 Other Liability - Occurrence	2, 349, 027	2, 230, 115		991, 272	452, 283	182, 912	625, 371	14, 566	21, 132	44, 899	270, 809	51, 475
17.2 Other Liability - Claims-Made												
17.3 Excess Workers' Compensation												
18.1 Products Liability - Occurrence												
18.2 Products Liability - Claims-Made												
19.1 Private Passenger Auto No-Fault (Personal Injury Protection)	975, 149	960, 062		455, 705	207, 838	244, 886	157, 616	10, 475	16, 976	18, 330	104, 830	29, 378
19.2 Other Private Passenger Auto Liability	15, 077, 794	14, 678, 008		6, 930, 556	7, 758, 078	7, 505, 383	9, 849, 711	184, 133	132, 639	592, 702	1, 656, 660	446, 377
19.3 Commercial Auto No-Fault (Personal Injury Protection)												
19.4 Other Commercial Auto Liability												
21.1 Private Passenger Auto Physical Damage	24, 718, 958	23, 725, 984		11, 646, 390	13, 067, 274	13, 334, 240	701, 144	7, 609	16, 758	48, 841	2, 703, 409	549, 903
21.2 Commercial Auto Physical Damage												
22. Aircraft (all perils)												
23. Fidelity												
24. Surety												
26. Burglary and Theft												
27. Boiler and Machinery												
28. Credit												
29. International												
30. Warranty												
31. Reins nonproportional assumed property	XXX	XXX	XXX	XXX	XXX	XXX	XXX	XXX	XXX	XXX	XXX	XXX
32. Reins nonproportional assumed liability	XXX	XXX	XXX	XXX	XXX	XXX	XXX	XXX	XXX	XXX	XXX	XXX
33. Reins nonproportional assumed financial lines	XXX	XXX	XXX	XXX	XXX	XXX	XXX	XXX	XXX	XXX	XXX	XXX
34. Aggregate Write-Ins for Other Lines of Business												
35. Total (a)	45, 315, 054	43, 603, 368		21, 082, 456	22, 230, 556	22, 038, 481	11, 325, 726	215, 380	186, 521	709, 365	4, 983, 135	1, 125, 045
DETAILS OF WRITE-INS												
3401.												
3402.												
3403.												
3498. Summary of remaining write-ins for Line 34 from overflow page												
3499. Totals (Lines 3401 thru 3403 plus 3498)(Line 34 above)												

(a) Finance and service charges not included in Lines 1 to 35 \$ 533,392

(b) For health business on indicated lines report: Number of persons insured under PPO managed care products and number of persons insured under indemnity only products



ANNUAL STATEMENT FOR THE YEAR 2022 OF THE PROGRESSIVE NORTHWESTERN INSURANCE COMPANY

EXHIBIT OF PREMIUMS AND LOSSES (Statutory Page 14)

NAIC Group Code 0155 BUSINESS IN THE STATE OF North Carolina DURING THE YEAR 2022 NAIC Company Code 42919

Line of Business	Gross Premiums, Including Policy and Membership Fees, Less Return Premiums and Premiums on Policies not Taken		3	4	5	6	7	8	9	10	11	12
	1	2										
	Direct Premiums Written	Direct Premiums Earned	Dividends Paid or Credited to Policyholders on Direct Business	Direct Unearned Premium Reserves	Direct Losses Paid (deducting salvage)	Direct Losses Incurred	Direct Losses Unpaid	Direct Defense and Cost Containment Expense Paid	Direct Defense and Cost Containment Expense Incurred	Direct Defense and Cost Containment Expense Unpaid	Commissions and Brokerage Expenses	Taxes, Licenses and Fees
1. Fire												
2.1 Allied Lines												
2.2 Multiple Peril Crop												
2.3 Federal Flood												
2.4. Private Crop												
2.5 Private Flood												
3. Farmowners Multiple Peril												
4. Homeowners Multiple Peril												
5.1 Commercial Multiple Peril (Non-Liability Portion)												
5.2 Commercial Multiple Peril (Liability Portion)												
6. Mortgage Guaranty												
8. Ocean Marine												
9. Inland Marine												
10. Financial Guaranty												
11.1 Medical Professional Liability - Occurrence												
11.2 Medical Professional Liability - Claims-Made												
12. Earthquake												
13.1 Comprehensive (hospital and medical) ind (b)												
13.2 Comprehensive (hospital and medical) group (b)												
14. Credit A&H (Group and Individual)												
15.1 Vision Only (b).....												
15.2 Dental Only (b)												
15.3 Disability Income (b)												
15.4 Medicare Supplement (b)												
15.5 Medicaid Title XIX (b)												
15.6 Medicare Title XVIII (b).....												
15.7 Long-Term Care (b)												
15.8 Federal Employees Health Benefits Plan (b)												
15.9 Other Health (b)												
16. Workers' Compensation												
17.1 Other Liability - Occurrence												
17.2 Other Liability - Claims-Made												
17.3 Excess Workers' Compensation												
18.1 Products Liability - Occurrence												
18.2 Products Liability - Claims-Made												
19.1 Private Passenger Auto No-Fault (Personal Injury Protection)												
19.2 Other Private Passenger Auto Liability												3,250
19.3 Commercial Auto No-Fault (Personal Injury Protection)												
19.4 Other Commercial Auto Liability												
21.1 Private Passenger Auto Physical Damage												
21.2 Commercial Auto Physical Damage												
22. Aircraft (all perils)												
23. Fidelity												
24. Surety												
26. Burglary and Theft												
27. Boiler and Machinery												
28. Credit												
29. International												
30. Warranty												
31. Reins nonproportional assumed property	XXX	XXX	XXX	XXX	XXX	XXX	XXX	XXX	XXX	XXX	XXX	XXX
32. Reins nonproportional assumed liability	XXX	XXX	XXX	XXX	XXX	XXX	XXX	XXX	XXX	XXX	XXX	XXX
33. Reins nonproportional assumed financial lines	XXX	XXX	XXX	XXX	XXX	XXX	XXX	XXX	XXX	XXX	XXX	XXX
34. Aggregate Write-Ins for Other Lines of Business												
35. Total (a)												3,250
DETAILS OF WRITE-INS												
3401.												
3402.												
3403.												
3498. Summary of remaining write-ins for Line 34 from overflow page												
3499. Totals (Lines 3401 thru 3403 plus 3498)(Line 34 above)												

(a) Finance and service charges not included in Lines 1 to 35 \$
(b) For health service on indicated lines report: Number of persons insured under PPO managed care products and number of persons insured under indemnity only products



ANNUAL STATEMENT FOR THE YEAR 2022 OF THE PROGRESSIVE NORTHWESTERN INSURANCE COMPANY

EXHIBIT OF PREMIUMS AND LOSSES (Statutory Page 14)

NAIC Group Code 0155 BUSINESS IN THE STATE OF North Dakota DURING THE YEAR 2022 NAIC Company Code 42919

Line of Business	Gross Premiums, Including Policy and Membership Fees, Less Return Premiums and Premiums on Policies not Taken		3	4	5	6	7	8	9	10	11	12
	1	2										
	Direct Premiums Written	Direct Premiums Earned	Dividends Paid or Credited to Policyholders on Direct Business	Direct Unearned Premium Reserves	Direct Losses Paid (deducting salvage)	Direct Losses Incurred	Direct Losses Unpaid	Direct Defense and Cost Containment Expense Paid	Direct Defense and Cost Containment Expense Incurred	Direct Defense and Cost Containment Expense Unpaid	Commissions and Brokerage Expenses	Taxes, Licenses and Fees
1. Fire												
2.1 Allied Lines												
2.2 Multiple Peril Crop												
2.3 Federal Flood												
2.4. Private Crop												
2.5 Private Flood												
3. Farmowners Multiple Peril												
4. Homeowners Multiple Peril	154,291	148,214		77,749	34,338	33,245	6,808	68	(7)	111	23,134	2,901
5.1 Commercial Multiple Peril (Non-Liability Portion)												
5.2 Commercial Multiple Peril (Liability Portion)												
6. Mortgage Guaranty												
8. Ocean Marine												
9. Inland Marine	2,628,721	2,506,654		1,222,976	1,466,175	1,485,271	66,565	1,315	1,346	5,575	266,508	49,565
10. Financial Guaranty												
11.1 Medical Professional Liability - Occurrence												
11.2 Medical Professional Liability - Claims-Made												
12. Earthquake												
13.1 Comprehensive (hospital and medical) ind (b)												
13.2 Comprehensive (hospital and medical) group (b)												
14. Credit A&H (Group and Individual)												
15.1 Vision Only (b).....												
15.2 Dental Only (b)												
15.3 Disability Income (b)												
15.4 Medicare Supplement (b)												
15.5 Medicaid Title XIX (b)												
15.6 Medicare Title XVIII (b).....												
15.7 Long-Term Care (b)												
15.8 Federal Employees Health Benefits Plan (b)												
15.9 Other Health (b)												
16. Workers' Compensation												
17.1 Other Liability - Occurrence	1,200,840	1,159,215		591,677	1,772,777	1,717,744	367,371	20,103	5,527	65,667	122,424	22,597
17.2 Other Liability - Claims-Made												
17.3 Excess Workers' Compensation												
18.1 Products Liability - Occurrence												
18.2 Products Liability - Claims-Made												
19.1 Private Passenger Auto No-Fault (Personal Injury Protection)	6,793,371	6,480,526		1,983,252	4,142,096	4,092,903	1,410,317	1,808	1,384	103,161	714,408	127,568
19.2 Other Private Passenger Auto Liability	31,068,920	30,009,312		9,518,331	18,528,048	19,471,333	15,959,646	309,245	492,310	1,171,517	3,312,603	584,313
19.3 Commercial Auto No-Fault (Personal Injury Protection)												
19.4 Other Commercial Auto Liability												
21.1 Private Passenger Auto Physical Damage	40,591,078	38,398,734		12,801,792	29,516,084	29,505,385	1,455,458	37,962	51,602	107,143	4,321,755	761,909
21.2 Commercial Auto Physical Damage												
22. Aircraft (all perils)												
23. Fidelity												
24. Surety												
26. Burglary and Theft												
27. Boiler and Machinery												
28. Credit												
29. International												
30. Warranty												
31. Reins nonproportional assumed property	XXX	XXX	XXX	XXX	XXX	XXX	XXX	XXX	XXX	XXX	XXX	XXX
32. Reins nonproportional assumed liability	XXX	XXX	XXX	XXX	XXX	XXX	XXX	XXX	XXX	XXX	XXX	XXX
33. Reins nonproportional assumed financial lines	XXX	XXX	XXX	XXX	XXX	XXX	XXX	XXX	XXX	XXX	XXX	XXX
34. Aggregate Write-Ins for Other Lines of Business												
35. Total (a)	82,437,221	78,702,654		26,195,777	55,459,518	56,305,882	19,266,166	370,501	552,163	1,453,174	8,760,832	1,548,852
DETAILS OF WRITE-INS												
3401.												
3402.												
3403.												
3498. Summary of remaining write-ins for Line 34 from overflow page												
3499. Totals (Lines 3401 thru 3403 plus 3498)(Line 34 above)												

(a) Finance and service charges not included in Lines 1 to 35 \$ 807,505

(b) For health business on indicated lines report: Number of persons insured under PPO managed care products and number of persons insured under indemnity only products



ANNUAL STATEMENT FOR THE YEAR 2022 OF THE PROGRESSIVE NORTHWESTERN INSURANCE COMPANY

EXHIBIT OF PREMIUMS AND LOSSES (Statutory Page 14)

NAIC Group Code 0155

BUSINESS IN THE STATE OF Ohio

DURING THE YEAR 2022

NAIC Company Code 42919

Line of Business	Gross Premiums, Including Policy and Membership Fees, Less Return Premiums and Premiums on Policies not Taken		3	4	5	6	7	8	9	10	11	12
	1	2										
	Direct Premiums Written	Direct Premiums Earned	Dividends Paid or Credited to Policyholders on Direct Business	Direct Unearned Premium Reserves	Direct Losses Paid (deducting salvage)	Direct Losses Incurred	Direct Losses Unpaid	Direct Defense and Cost Containment Expense Paid	Direct Defense and Cost Containment Expense Incurred	Direct Defense and Cost Containment Expense Unpaid	Commissions and Brokerage Expenses	Taxes, Licenses and Fees
1. Fire												
2.1 Allied Lines												
2.2 Multiple Peril Crop												
2.3 Federal Flood												
2.4. Private Crop												
2.5 Private Flood												
3. Farmowners Multiple Peril												
4. Homeowners Multiple Peril												
5.1 Commercial Multiple Peril (Non-Liability Portion)												
5.2 Commercial Multiple Peril (Liability Portion)												
6. Mortgage Guaranty												
8. Ocean Marine												
9. Inland Marine												
10. Financial Guaranty												
11.1 Medical Professional Liability - Occurrence												
11.2 Medical Professional Liability - Claims-Made												
12. Earthquake												
13.1 Comprehensive (hospital and medical) ind (b)												
13.2 Comprehensive (hospital and medical) group (b)												
14. Credit A&H (Group and Individual)												
15.1 Vision Only (b).....												
15.2 Dental Only (b)												
15.3 Disability Income (b)												
15.4 Medicare Supplement (b)												
15.5 Medicaid Title XIX (b)												
15.6 Medicare Title XVIII (b).....												
15.7 Long-Term Care (b)												
15.8 Federal Employees Health Benefits Plan (b)												
15.9 Other Health (b)												
16. Workers' Compensation												
17.1 Other Liability - Occurrence												
17.2 Other Liability - Claims-Made												
17.3 Excess Workers' Compensation												
18.1 Products Liability - Occurrence												
18.2 Products Liability - Claims-Made												
19.1 Private Passenger Auto No-Fault (Personal Injury Protection)												
19.2 Other Private Passenger Auto Liability												16,860
19.3 Commercial Auto No-Fault (Personal Injury Protection)												
19.4 Other Commercial Auto Liability												
21.1 Private Passenger Auto Physical Damage												
21.2 Commercial Auto Physical Damage												
22. Aircraft (all perils)												
23. Fidelity												
24. Surety												
26. Burglary and Theft												
27. Boiler and Machinery												
28. Credit												
29. International												
30. Warranty												
31. Reins nonproportional assumed property	XXX	XXX	XXX	XXX	XXX	XXX	XXX	XXX	XXX	XXX	XXX	XXX
32. Reins nonproportional assumed liability	XXX	XXX	XXX	XXX	XXX	XXX	XXX	XXX	XXX	XXX	XXX	XXX
33. Reins nonproportional assumed financial lines	XXX	XXX	XXX	XXX	XXX	XXX	XXX	XXX	XXX	XXX	XXX	XXX
34. Aggregate Write-Ins for Other Lines of Business												
35. Total (a)												16,860
DETAILS OF WRITE-INS												
3401.												
3402.												
3403.												
3498. Summary of remaining write-ins for Line 34 from overflow page												
3499. Totals (Lines 3401 thru 3403 plus 3498)(Line 34 above)												

(a) Finance and service charges not included in Lines 1 to 35 \$

(b) For health service on indicated lines report: Number of persons insured under PPO managed care products and number of persons insured under indemnity only products



ANNUAL STATEMENT FOR THE YEAR 2022 OF THE PROGRESSIVE NORTHWESTERN INSURANCE COMPANY

EXHIBIT OF PREMIUMS AND LOSSES (Statutory Page 14)

NAIC Group Code 0155 BUSINESS IN THE STATE OF Oklahoma DURING THE YEAR 2022 NAIC Company Code 42919

Line of Business	Gross Premiums, Including Policy and Membership Fees, Less Return Premiums and Premiums on Policies not Taken		3	4	5	6	7	8	9	10	11	12
	1	2										
	Direct Premiums Written	Direct Premiums Earned	Dividends Paid or Credited to Policyholders on Direct Business	Direct Unearned Premium Reserves	Direct Losses Paid (deducting salvage)	Direct Losses Incurred	Direct Losses Unpaid	Direct Defense and Cost Containment Expense Paid	Direct Defense and Cost Containment Expense Incurred	Direct Defense and Cost Containment Expense Unpaid	Commissions and Brokerage Expenses	Taxes, Licenses and Fees
1. Fire												
2.1 Allied Lines												
2.2 Multiple Peril Crop												
2.3 Federal Flood												
2.4. Private Crop												
2.5 Private Flood												
3. Farmowners Multiple Peril												
4. Homeowners Multiple Peril												
5.1 Commercial Multiple Peril (Non-Liability Portion)												
5.2 Commercial Multiple Peril (Liability Portion)												
6. Mortgage Guaranty												
8. Ocean Marine												
9. Inland Marine												
10. Financial Guaranty												
11.1 Medical Professional Liability - Occurrence												
11.2 Medical Professional Liability - Claims-Made												
12. Earthquake												
13.1 Comprehensive (hospital and medical) ind (b)												
13.2 Comprehensive (hospital and medical) group (b)												
14. Credit A&H (Group and Individual)												
15.1 Vision Only (b).....												
15.2 Dental Only (b)												
15.3 Disability Income (b)												
15.4 Medicare Supplement (b)												
15.5 Medicaid Title XIX (b)												
15.6 Medicare Title XVIII (b).....												
15.7 Long-Term Care (b)												
15.8 Federal Employees Health Benefits Plan (b)												
15.9 Other Health (b)												
16. Workers' Compensation												
17.1 Other Liability - Occurrence												
17.2 Other Liability - Claims-Made												
17.3 Excess Workers' Compensation												
18.1 Products Liability - Occurrence												
18.2 Products Liability - Claims-Made												
19.1 Private Passenger Auto No-Fault (Personal Injury Protection)												
19.2 Other Private Passenger Auto Liability												1,580
19.3 Commercial Auto No-Fault (Personal Injury Protection)												
19.4 Other Commercial Auto Liability												
21.1 Private Passenger Auto Physical Damage												
21.2 Commercial Auto Physical Damage												
22. Aircraft (all perils)												
23. Fidelity												
24. Surety												
26. Burglary and Theft												
27. Boiler and Machinery												
28. Credit												
29. International												
30. Warranty												
31. Reins nonproportional assumed property	XXX	XXX	XXX	XXX	XXX	XXX	XXX	XXX	XXX	XXX	XXX	XXX
32. Reins nonproportional assumed liability	XXX	XXX	XXX	XXX	XXX	XXX	XXX	XXX	XXX	XXX	XXX	XXX
33. Reins nonproportional assumed financial lines	XXX	XXX	XXX	XXX	XXX	XXX	XXX	XXX	XXX	XXX	XXX	XXX
34. Aggregate Write-Ins for Other Lines of Business												
35. Total (a)												1,580
DETAILS OF WRITE-INS												
3401.												
3402.												
3403.												
3498. Summary of remaining write-ins for Line 34 from overflow page												
3499. Totals (Lines 3401 thru 3403 plus 3498)(Line 34 above)												

(a) Finance and service charges not included in Lines 1 to 35 \$
(b) For health service on indicated lines report: Number of persons insured under PPO managed care products and number of persons insured under indemnity only products



ANNUAL STATEMENT FOR THE YEAR 2022 OF THE PROGRESSIVE NORTHWESTERN INSURANCE COMPANY

EXHIBIT OF PREMIUMS AND LOSSES (Statutory Page 14)

NAIC Group Code 0155 BUSINESS IN THE STATE OF Oregon DURING THE YEAR 2022 NAIC Company Code 42919

Line of Business	Gross Premiums, Including Policy and Membership Fees, Less Return Premiums and Premiums on Policies not Taken		3	4	5	6	7	8	9	10	11	12
	1	2										
	Direct Premiums Written	Direct Premiums Earned	Dividends Paid or Credited to Policyholders on Direct Business	Direct Unearned Premium Reserves	Direct Losses Paid (deducting salvage)	Direct Losses Incurred	Direct Losses Unpaid	Direct Defense and Cost Containment Expense Paid	Direct Defense and Cost Containment Expense Incurred	Direct Defense and Cost Containment Expense Unpaid	Commissions and Brokerage Expenses	Taxes, Licenses and Fees
1. Fire												
2.1 Allied Lines												
2.2 Multiple Peril Crop												
2.3 Federal Flood												
2.4. Private Crop												
2.5 Private Flood												
3. Farmowners Multiple Peril												
4. Homeowners Multiple Peril												
5.1 Commercial Multiple Peril (Non-Liability Portion)												
5.2 Commercial Multiple Peril (Liability Portion)												
6. Mortgage Guaranty												
8. Ocean Marine												
9. Inland Marine												
10. Financial Guaranty												
11.1 Medical Professional Liability - Occurrence												
11.2 Medical Professional Liability - Claims-Made												
12. Earthquake												
13.1 Comprehensive (hospital and medical) ind (b)												
13.2 Comprehensive (hospital and medical) group (b)												
14. Credit A&H (Group and Individual)												
15.1 Vision Only (b).....												
15.2 Dental Only (b)												
15.3 Disability Income (b)												
15.4 Medicare Supplement (b)												
15.5 Medicaid Title XIX (b)												
15.6 Medicare Title XVIII (b).....												
15.7 Long-Term Care (b)												
15.8 Federal Employees Health Benefits Plan (b)												
15.9 Other Health (b)												
16. Workers' Compensation												
17.1 Other Liability - Occurrence												
17.2 Other Liability - Claims-Made												
17.3 Excess Workers' Compensation												
18.1 Products Liability - Occurrence												
18.2 Products Liability - Claims-Made												
19.1 Private Passenger Auto No-Fault (Personal Injury Protection)												
19.2 Other Private Passenger Auto Liability												1,650
19.3 Commercial Auto No-Fault (Personal Injury Protection)												
19.4 Other Commercial Auto Liability								(30)	(30)			
21.1 Private Passenger Auto Physical Damage					(37)	(37)						
21.2 Commercial Auto Physical Damage												
22. Aircraft (all perils)												
23. Fidelity												
24. Surety												
26. Burglary and Theft												
27. Boiler and Machinery												
28. Credit												
29. International												
30. Warranty												
31. Reins nonproportional assumed property	XXX	XXX	XXX	XXX	XXX	XXX	XXX	XXX	XXX	XXX	XXX	XXX
32. Reins nonproportional assumed liability	XXX	XXX	XXX	XXX	XXX	XXX	XXX	XXX	XXX	XXX	XXX	XXX
33. Reins nonproportional assumed financial lines	XXX	XXX	XXX	XXX	XXX	XXX	XXX	XXX	XXX	XXX	XXX	XXX
34. Aggregate Write-Ins for Other Lines of Business												
35. Total (a)					(37)	(37)		(30)	(30)			1,650
DETAILS OF WRITE-INS												
3401.												
3402.												
3403.												
3498. Summary of remaining write-ins for Line 34 from overflow page												
3499. Totals (Lines 3401 thru 3403 plus 3498)(Line 34 above)												

(a) Finance and service charges not included in Lines 1 to 35 \$
(b) For health business on indicated lines report: Number of persons insured under PPO managed care products and number of persons insured under indemnity only products



ANNUAL STATEMENT FOR THE YEAR 2022 OF THE PROGRESSIVE NORTHWESTERN INSURANCE COMPANY

EXHIBIT OF PREMIUMS AND LOSSES (Statutory Page 14)

NAIC Group Code 0155 BUSINESS IN THE STATE OF Rhode Island DURING THE YEAR 2022 NAIC Company Code 42919

Line of Business	Gross Premiums, Including Policy and Membership Fees, Less Return Premiums and Premiums on Policies not Taken		3	4	5	6	7	8	9	10	11	12
	1	2										
	Direct Premiums Written	Direct Premiums Earned	Dividends Paid or Credited to Policyholders on Direct Business	Direct Unearned Premium Reserves	Direct Losses Paid (deducting salvage)	Direct Losses Incurred	Direct Losses Unpaid	Direct Defense and Cost Containment Expense Paid	Direct Defense and Cost Containment Expense Incurred	Direct Defense and Cost Containment Expense Unpaid	Commissions and Brokerage Expenses	Taxes, Licenses and Fees
1. Fire												
2.1 Allied Lines												
2.2 Multiple Peril Crop												
2.3 Federal Flood												
2.4. Private Crop												
2.5 Private Flood												
3. Farmowners Multiple Peril												
4. Homeowners Multiple Peril												
5.1 Commercial Multiple Peril (Non-Liability Portion)												
5.2 Commercial Multiple Peril (Liability Portion)												
6. Mortgage Guaranty												
8. Ocean Marine												
9. Inland Marine	22	23		8			1				2	(3)
10. Financial Guaranty												
11.1 Medical Professional Liability - Occurrence												
11.2 Medical Professional Liability - Claims-Made												
12. Earthquake												
13.1 Comprehensive (hospital and medical) ind (b)												
13.2 Comprehensive (hospital and medical) group (b)												
14. Credit A&H (Group and Individual)												
15.1 Vision Only (b).....												
15.2 Dental Only (b)												
15.3 Disability Income (b)												
15.4 Medicare Supplement (b)												
15.5 Medicaid Title XIX (b)												
15.6 Medicare Title XVIII (b).....												
15.7 Long-Term Care (b)												
15.8 Federal Employees Health Benefits Plan (b)												
15.9 Other Health (b)												
16. Workers' Compensation												
17.1 Other Liability - Occurrence	328	342		161		(2)	21				26	(37)
17.2 Other Liability - Claims-Made												
17.3 Excess Workers' Compensation												
18.1 Products Liability - Occurrence												
18.2 Products Liability - Claims-Made												
19.1 Private Passenger Auto No-Fault (Personal Injury Protection)												
19.2 Other Private Passenger Auto Liability	619	837		1,396	(351)	(397)	423		(7)	29	336	(17)
19.3 Commercial Auto No-Fault (Personal Injury Protection)												
19.4 Other Commercial Auto Liability												
21.1 Private Passenger Auto Physical Damage	19,600	20,809		8,502	38,407	38,352	477	25	21	24	1,685	(2,278)
21.2 Commercial Auto Physical Damage												
22. Aircraft (all perils)												
23. Fidelity												
24. Surety												
26. Burglary and Theft												
27. Boiler and Machinery												
28. Credit												
29. International												
30. Warranty												
31. Reins nonproportional assumed property	XXX	XXX	XXX	XXX	XXX	XXX	XXX	XXX	XXX	XXX	XXX	XXX
32. Reins nonproportional assumed liability	XXX	XXX	XXX	XXX	XXX	XXX	XXX	XXX	XXX	XXX	XXX	XXX
33. Reins nonproportional assumed financial lines	XXX	XXX	XXX	XXX	XXX	XXX	XXX	XXX	XXX	XXX	XXX	XXX
34. Aggregate Write-Ins for Other Lines of Business												
35. Total (a)	20,568	22,012		10,067	38,055	37,952	921	25	13	53	2,048	(2,334)
DETAILS OF WRITE-INS												
3401.												
3402.												
3403.												
3498. Summary of remaining write-ins for Line 34 from overflow page												
3499. Totals (Lines 3401 thru 3403 plus 3498)(Line 34 above)												

(a) Finance and service charges not included in Lines 1 to 35 \$ 207

(b) For health business on indicated lines report: Number of persons insured under PPO managed care products and number of persons insured under indemnity only products



ANNUAL STATEMENT FOR THE YEAR 2022 OF THE PROGRESSIVE NORTHWESTERN INSURANCE COMPANY

EXHIBIT OF PREMIUMS AND LOSSES (Statutory Page 14)

NAIC Group Code 0155 BUSINESS IN THE STATE OF South Carolina DURING THE YEAR 2022 NAIC Company Code 42919

Line of Business	Gross Premiums, Including Policy and Membership Fees, Less Return Premiums and Premiums on Policies not Taken		3	4	5	6	7	8	9	10	11	12
	1	2										
	Direct Premiums Written	Direct Premiums Earned	Dividends Paid or Credited to Policyholders on Direct Business	Direct Unearned Premium Reserves	Direct Losses Paid (deducting salvage)	Direct Losses Incurred	Direct Losses Unpaid	Direct Defense and Cost Containment Expense Paid	Direct Defense and Cost Containment Expense Incurred	Direct Defense and Cost Containment Expense Unpaid	Commissions and Brokerage Expenses	Taxes, Licenses and Fees
1. Fire												
2.1 Allied Lines												
2.2 Multiple Peril Crop												
2.3 Federal Flood												
2.4. Private Crop												
2.5 Private Flood												
3. Farmowners Multiple Peril												
4. Homeowners Multiple Peril												
5.1 Commercial Multiple Peril (Non-Liability Portion)												
5.2 Commercial Multiple Peril (Liability Portion)												
6. Mortgage Guaranty												
8. Ocean Marine												
9. Inland Marine												
10. Financial Guaranty												
11.1 Medical Professional Liability - Occurrence												
11.2 Medical Professional Liability - Claims-Made												
12. Earthquake												
13.1 Comprehensive (hospital and medical) ind (b)												
13.2 Comprehensive (hospital and medical) group (b)												
14. Credit A&H (Group and Individual)												
15.1 Vision Only (b).....												
15.2 Dental Only (b)												
15.3 Disability Income (b)												
15.4 Medicare Supplement (b)												
15.5 Medicaid Title XIX (b)												
15.6 Medicare Title XVIII (b).....												
15.7 Long-Term Care (b)												
15.8 Federal Employees Health Benefits Plan (b)												
15.9 Other Health (b)												
16. Workers' Compensation												
17.1 Other Liability - Occurrence												
17.2 Other Liability - Claims-Made												
17.3 Excess Workers' Compensation												
18.1 Products Liability - Occurrence												
18.2 Products Liability - Claims-Made												
19.1 Private Passenger Auto No-Fault (Personal Injury Protection)												
19.2 Other Private Passenger Auto Liability												2,013
19.3 Commercial Auto No-Fault (Personal Injury Protection)												
19.4 Other Commercial Auto Liability												
21.1 Private Passenger Auto Physical Damage												
21.2 Commercial Auto Physical Damage												
22. Aircraft (all perils)												
23. Fidelity												
24. Surety												
26. Burglary and Theft												
27. Boiler and Machinery												
28. Credit												
29. International												
30. Warranty												
31. Reins nonproportional assumed property	XXX	XXX	XXX	XXX	XXX	XXX	XXX	XXX	XXX	XXX	XXX	XXX
32. Reins nonproportional assumed liability	XXX	XXX	XXX	XXX	XXX	XXX	XXX	XXX	XXX	XXX	XXX	XXX
33. Reins nonproportional assumed financial lines	XXX	XXX	XXX	XXX	XXX	XXX	XXX	XXX	XXX	XXX	XXX	XXX
34. Aggregate Write-Ins for Other Lines of Business												
35. Total (a)												2,013
DETAILS OF WRITE-INS												
3401.												
3402.												
3403.												
3498. Summary of remaining write-ins for Line 34 from overflow page												
3499. Totals (Lines 3401 thru 3403 plus 3498)(Line 34 above)												

(a) Finance and service charges not included in Lines 1 to 35 \$
(b) For health service on indicated lines report: Number of persons insured under PPO managed care products and number of persons insured under indemnity only products



ANNUAL STATEMENT FOR THE YEAR 2022 OF THE PROGRESSIVE NORTHWESTERN INSURANCE COMPANY

EXHIBIT OF PREMIUMS AND LOSSES (Statutory Page 14)

NAIC Group Code 0155 BUSINESS IN THE STATE OF South Dakota DURING THE YEAR 2022 NAIC Company Code 42919

Line of Business	Gross Premiums, Including Policy and Membership Fees, Less Return Premiums and Premiums on Policies not Taken		3	4	5	6	7	8	9	10	11	12
	1	2										
	Direct Premiums Written	Direct Premiums Earned	Dividends Paid or Credited to Policyholders on Direct Business	Direct Unearned Premium Reserves	Direct Losses Paid (deducting salvage)	Direct Losses Incurred	Direct Losses Unpaid	Direct Defense and Cost Containment Expense Paid	Direct Defense and Cost Containment Expense Incurred	Direct Defense and Cost Containment Expense Unpaid	Commissions and Brokerage Expenses	Taxes, Licenses and Fees
1. Fire												
2.1 Allied Lines												
2.2 Multiple Peril Crop												
2.3 Federal Flood												
2.4. Private Crop												
2.5 Private Flood												
3. Farmowners Multiple Peril												
4. Homeowners Multiple Peril												
5.1 Commercial Multiple Peril (Non-Liability Portion)												
5.2 Commercial Multiple Peril (Liability Portion)												
6. Mortgage Guaranty												
8. Ocean Marine												
9. Inland Marine												
10. Financial Guaranty												
11.1 Medical Professional Liability - Occurrence												
11.2 Medical Professional Liability - Claims-Made												
12. Earthquake												
13.1 Comprehensive (hospital and medical) ind (b)												
13.2 Comprehensive (hospital and medical) group (b)												
14. Credit A&H (Group and Individual)												
15.1 Vision Only (b).....												
15.2 Dental Only (b)												
15.3 Disability Income (b)												
15.4 Medicare Supplement (b)												
15.5 Medicaid Title XIX (b)												
15.6 Medicare Title XVIII (b).....												
15.7 Long-Term Care (b)												
15.8 Federal Employees Health Benefits Plan (b)												
15.9 Other Health (b)												
16. Workers' Compensation												
17.1 Other Liability - Occurrence												
17.2 Other Liability - Claims-Made												
17.3 Excess Workers' Compensation												
18.1 Products Liability - Occurrence												
18.2 Products Liability - Claims-Made												
19.1 Private Passenger Auto No-Fault (Personal Injury Protection)												
19.2 Other Private Passenger Auto Liability												1,515
19.3 Commercial Auto No-Fault (Personal Injury Protection)												
19.4 Other Commercial Auto Liability												
21.1 Private Passenger Auto Physical Damage												
21.2 Commercial Auto Physical Damage												
22. Aircraft (all perils)												
23. Fidelity												
24. Surety												
26. Burglary and Theft												
27. Boiler and Machinery												
28. Credit												
29. International												
30. Warranty												
31. Reins nonproportional assumed property	XXX	XXX	XXX	XXX	XXX	XXX	XXX	XXX	XXX	XXX	XXX	XXX
32. Reins nonproportional assumed liability	XXX	XXX	XXX	XXX	XXX	XXX	XXX	XXX	XXX	XXX	XXX	XXX
33. Reins nonproportional assumed financial lines	XXX	XXX	XXX	XXX	XXX	XXX	XXX	XXX	XXX	XXX	XXX	XXX
34. Aggregate Write-Ins for Other Lines of Business												
35. Total (a)												1,515
DETAILS OF WRITE-INS												
3401.												
3402.												
3403.												
3498. Summary of remaining write-ins for Line 34 from overflow page												
3499. Totals (Lines 3401 thru 3403 plus 3498)(Line 34 above)												

(a) Finance and service charges not included in Lines 1 to 35 \$
(b) For health business on indicated lines report: Number of persons insured under PPO managed care products and number of persons insured under indemnity only products



ANNUAL STATEMENT FOR THE YEAR 2022 OF THE PROGRESSIVE NORTHWESTERN INSURANCE COMPANY

EXHIBIT OF PREMIUMS AND LOSSES (Statutory Page 14)

NAIC Group Code 0155 BUSINESS IN THE STATE OF Tennessee DURING THE YEAR 2022 NAIC Company Code 42919

Line of Business	Gross Premiums, Including Policy and Membership Fees, Less Return Premiums and Premiums on Policies not Taken		3	4	5	6	7	8	9	10	11	12
	1	2										
	Direct Premiums Written	Direct Premiums Earned	Dividends Paid or Credited to Policyholders on Direct Business	Direct Unearned Premium Reserves	Direct Losses Paid (deducting salvage)	Direct Losses Incurred	Direct Losses Unpaid	Direct Defense and Cost Containment Expense Paid	Direct Defense and Cost Containment Expense Incurred	Direct Defense and Cost Containment Expense Unpaid	Commissions and Brokerage Expenses	Taxes, Licenses and Fees
1. Fire												
2.1 Allied Lines												
2.2 Multiple Peril Crop												
2.3 Federal Flood												
2.4. Private Crop												
2.5 Private Flood												
3. Farmowners Multiple Peril												
4. Homeowners Multiple Peril												
5.1 Commercial Multiple Peril (Non-Liability Portion)												
5.2 Commercial Multiple Peril (Liability Portion)												
6. Mortgage Guaranty												
8. Ocean Marine												
9. Inland Marine												
10. Financial Guaranty												
11.1 Medical Professional Liability - Occurrence												
11.2 Medical Professional Liability - Claims-Made												
12. Earthquake												
13.1 Comprehensive (hospital and medical) ind (b)												
13.2 Comprehensive (hospital and medical) group (b)												
14. Credit A&H (Group and Individual)												
15.1 Vision Only (b).....												
15.2 Dental Only (b)												
15.3 Disability Income (b)												
15.4 Medicare Supplement (b)												
15.5 Medicaid Title XIX (b)												
15.6 Medicare Title XVIII (b).....												
15.7 Long-Term Care (b)												
15.8 Federal Employees Health Benefits Plan (b)												
15.9 Other Health (b)												
16. Workers' Compensation												
17.1 Other Liability - Occurrence												
17.2 Other Liability - Claims-Made												
17.3 Excess Workers' Compensation												
18.1 Products Liability - Occurrence												
18.2 Products Liability - Claims-Made												
19.1 Private Passenger Auto No-Fault (Personal Injury Protection)												
19.2 Other Private Passenger Auto Liability					(880)	(880)						705
19.3 Commercial Auto No-Fault (Personal Injury Protection)												
19.4 Other Commercial Auto Liability												
21.1 Private Passenger Auto Physical Damage												
21.2 Commercial Auto Physical Damage												
22. Aircraft (all perils)												
23. Fidelity												
24. Surety												
26. Burglary and Theft												
27. Boiler and Machinery												
28. Credit												
29. International												
30. Warranty												
31. Reins nonproportional assumed property	XXX	XXX	XXX	XXX	XXX	XXX	XXX	XXX	XXX	XXX	XXX	XXX
32. Reins nonproportional assumed liability	XXX	XXX	XXX	XXX	XXX	XXX	XXX	XXX	XXX	XXX	XXX	XXX
33. Reins nonproportional assumed financial lines	XXX	XXX	XXX	XXX	XXX	XXX	XXX	XXX	XXX	XXX	XXX	XXX
34. Aggregate Write-Ins for Other Lines of Business												
35. Total (a)					(880)	(880)						705
DETAILS OF WRITE-INS												
3401.												
3402.												
3403.												
3498. Summary of remaining write-ins for Line 34 from overflow page												
3499. Totals (Lines 3401 thru 3403 plus 3498)(Line 34 above)												

(a) Finance and service charges not included in Lines 1 to 35 \$
(b) For health service on indicated lines report: Number of persons insured under PPO managed care products and number of persons insured under indemnity only products



ANNUAL STATEMENT FOR THE YEAR 2022 OF THE PROGRESSIVE NORTHWESTERN INSURANCE COMPANY

EXHIBIT OF PREMIUMS AND LOSSES (Statutory Page 14)

NAIC Group Code 0155 BUSINESS IN THE STATE OF Texas DURING THE YEAR 2022 NAIC Company Code 42919

Line of Business	Gross Premiums, Including Policy and Membership Fees, Less Return Premiums and Premiums on Policies not Taken		3	4	5	6	7	8	9	10	11	12
	1	2										
	Direct Premiums Written	Direct Premiums Earned	Dividends Paid or Credited to Policyholders on Direct Business	Direct Unearned Premium Reserves	Direct Losses Paid (deducting salvage)	Direct Losses Incurred	Direct Losses Unpaid	Direct Defense and Cost Containment Expense Paid	Direct Defense and Cost Containment Expense Incurred	Direct Defense and Cost Containment Expense Unpaid	Commissions and Brokerage Expenses	Taxes, Licenses and Fees
1. Fire												
2.1 Allied Lines												
2.2 Multiple Peril Crop												
2.3 Federal Flood												
2.4. Private Crop												
2.5 Private Flood												
3. Farmowners Multiple Peril												
4. Homeowners Multiple Peril												
5.1 Commercial Multiple Peril (Non-Liability Portion)												
5.2 Commercial Multiple Peril (Liability Portion)												
6. Mortgage Guaranty												
8. Ocean Marine												
9. Inland Marine												
10. Financial Guaranty												
11.1 Medical Professional Liability - Occurrence												
11.2 Medical Professional Liability - Claims-Made												
12. Earthquake												
13.1 Comprehensive (hospital and medical) ind (b)												
13.2 Comprehensive (hospital and medical) group (b)												
14. Credit A&H (Group and Individual)												
15.1 Vision Only (b).....												
15.2 Dental Only (b)												
15.3 Disability Income (b)												
15.4 Medicare Supplement (b)												
15.5 Medicaid Title XIX (b)												
15.6 Medicare Title XVIII (b).....												
15.7 Long-Term Care (b)												
15.8 Federal Employees Health Benefits Plan (b)												
15.9 Other Health (b)												
16. Workers' Compensation												
17.1 Other Liability - Occurrence												
17.2 Other Liability - Claims-Made												
17.3 Excess Workers' Compensation												
18.1 Products Liability - Occurrence												
18.2 Products Liability - Claims-Made												
19.1 Private Passenger Auto No-Fault (Personal Injury Protection)												
19.2 Other Private Passenger Auto Liability												700
19.3 Commercial Auto No-Fault (Personal Injury Protection)												
19.4 Other Commercial Auto Liability												
21.1 Private Passenger Auto Physical Damage												
21.2 Commercial Auto Physical Damage												
22. Aircraft (all perils)												
23. Fidelity												
24. Surety												
26. Burglary and Theft												
27. Boiler and Machinery												
28. Credit												
29. International												
30. Warranty												
31. Reins nonproportional assumed property	XXX	XXX	XXX	XXX	XXX	XXX	XXX	XXX	XXX	XXX	XXX	XXX
32. Reins nonproportional assumed liability	XXX	XXX	XXX	XXX	XXX	XXX	XXX	XXX	XXX	XXX	XXX	XXX
33. Reins nonproportional assumed financial lines	XXX	XXX	XXX	XXX	XXX	XXX	XXX	XXX	XXX	XXX	XXX	XXX
34. Aggregate Write-Ins for Other Lines of Business												
35. Total (a)												700
DETAILS OF WRITE-INS												
3401.												
3402.												
3403.												
3498. Summary of remaining write-ins for Line 34 from overflow page												
3499. Totals (Lines 3401 thru 3403 plus 3498)(Line 34 above)												

(a) Finance and service charges not included in Lines 1 to 35 \$
(b) For health business on indicated lines report: Number of persons insured under PPO managed care products and number of persons insured under indemnity only products



ANNUAL STATEMENT FOR THE YEAR 2022 OF THE PROGRESSIVE NORTHWESTERN INSURANCE COMPANY

EXHIBIT OF PREMIUMS AND LOSSES (Statutory Page 14)

NAIC Group Code 0155 BUSINESS IN THE STATE OF Utah DURING THE YEAR 2022 NAIC Company Code 42919

Line of Business	Gross Premiums, Including Policy and Membership Fees, Less Return Premiums and Premiums on Policies not Taken		3	4	5	6	7	8	9	10	11	12
	1	2										
	Direct Premiums Written	Direct Premiums Earned	Dividends Paid or Credited to Policyholders on Direct Business	Direct Unearned Premium Reserves	Direct Losses Paid (deducting salvage)	Direct Losses Incurred	Direct Losses Unpaid	Direct Defense and Cost Containment Expense Paid	Direct Defense and Cost Containment Expense Incurred	Direct Defense and Cost Containment Expense Unpaid	Commissions and Brokerage Expenses	Taxes, Licenses and Fees
1. Fire												
2.1 Allied Lines												
2.2 Multiple Peril Crop												
2.3 Federal Flood												
2.4. Private Crop												
2.5 Private Flood												
3. Farmowners Multiple Peril												
4. Homeowners Multiple Peril												
5.1 Commercial Multiple Peril (Non-Liability Portion)												
5.2 Commercial Multiple Peril (Liability Portion)												
6. Mortgage Guaranty												
8. Ocean Marine												
9. Inland Marine												
10. Financial Guaranty												
11.1 Medical Professional Liability - Occurrence												
11.2 Medical Professional Liability - Claims-Made												
12. Earthquake												
13.1 Comprehensive (hospital and medical) ind (b)												
13.2 Comprehensive (hospital and medical) group (b)												
14. Credit A&H (Group and Individual)												
15.1 Vision Only (b).....												
15.2 Dental Only (b)												
15.3 Disability Income (b)												
15.4 Medicare Supplement (b)												
15.5 Medicaid Title XIX (b)												
15.6 Medicare Title XVIII (b).....												
15.7 Long-Term Care (b)												
15.8 Federal Employees Health Benefits Plan (b)												
15.9 Other Health (b)												
16. Workers' Compensation												
17.1 Other Liability - Occurrence												
17.2 Other Liability - Claims-Made												
17.3 Excess Workers' Compensation												
18.1 Products Liability - Occurrence												
18.2 Products Liability - Claims-Made												
19.1 Private Passenger Auto No-Fault (Personal Injury Protection)												
19.2 Other Private Passenger Auto Liability												
19.3 Commercial Auto No-Fault (Personal Injury Protection)												
19.4 Other Commercial Auto Liability												
21.1 Private Passenger Auto Physical Damage					(17)	(17)						
21.2 Commercial Auto Physical Damage												
22. Aircraft (all perils)												
23. Fidelity												
24. Surety												
26. Burglary and Theft												
27. Boiler and Machinery												
28. Credit												
29. International												
30. Warranty												
31. Reins nonproportional assumed property	XXX	XXX	XXX	XXX	XXX	XXX	XXX	XXX	XXX	XXX	XXX	XXX
32. Reins nonproportional assumed liability	XXX	XXX	XXX	XXX	XXX	XXX	XXX	XXX	XXX	XXX	XXX	XXX
33. Reins nonproportional assumed financial lines	XXX	XXX	XXX	XXX	XXX	XXX	XXX	XXX	XXX	XXX	XXX	XXX
34. Aggregate Write-Ins for Other Lines of Business												
35. Total (a)					(17)	(17)						842
DETAILS OF WRITE-INS												
3401.												
3402.												
3403.												
3498. Summary of remaining write-ins for Line 34 from overflow page												
3499. Totals (Lines 3401 thru 3403 plus 3498)(Line 34 above)												

(a) Finance and service charges not included in Lines 1 to 35 \$
(b) For health business on indicated lines report: Number of persons insured under PPO managed care products and number of persons insured under indemnity only products



ANNUAL STATEMENT FOR THE YEAR 2022 OF THE PROGRESSIVE NORTHWESTERN INSURANCE COMPANY

EXHIBIT OF PREMIUMS AND LOSSES (Statutory Page 14)

NAIC Group Code 0155 BUSINESS IN THE STATE OF Virginia DURING THE YEAR 2022 NAIC Company Code 42919

Line of Business	Gross Premiums, Including Policy and Membership Fees, Less Return Premiums and Premiums on Policies not Taken		3	4	5	6	7	8	9	10	11	12
	1	2										
	Direct Premiums Written	Direct Premiums Earned	Dividends Paid or Credited to Policyholders on Direct Business	Direct Unearned Premium Reserves	Direct Losses Paid (deducting salvage)	Direct Losses Incurred	Direct Losses Unpaid	Direct Defense and Cost Containment Expense Paid	Direct Defense and Cost Containment Expense Incurred	Direct Defense and Cost Containment Expense Unpaid	Commissions and Brokerage Expenses	Taxes, Licenses and Fees
1. Fire												
2.1 Allied Lines												
2.2 Multiple Peril Crop												
2.3 Federal Flood												
2.4. Private Crop												
2.5 Private Flood												
3. Farmowners Multiple Peril												
4. Homeowners Multiple Peril												
5.1 Commercial Multiple Peril (Non-Liability Portion)												
5.2 Commercial Multiple Peril (Liability Portion)												
6. Mortgage Guaranty												
8. Ocean Marine												
9. Inland Marine						(1)			(1)			
10. Financial Guaranty												
11.1 Medical Professional Liability - Occurrence												
11.2 Medical Professional Liability - Claims-Made												
12. Earthquake												
13.1 Comprehensive (hospital and medical) ind (b)												
13.2 Comprehensive (hospital and medical) group (b)												
14. Credit A&H (Group and Individual)												
15.1 Vision Only (b).....												
15.2 Dental Only (b)												
15.3 Disability Income (b)												
15.4 Medicare Supplement (b)												
15.5 Medicaid Title XIX (b)												
15.6 Medicare Title XVIII (b).....												
15.7 Long-Term Care (b)												
15.8 Federal Employees Health Benefits Plan (b)												
15.9 Other Health (b)												
16. Workers' Compensation												
17.1 Other Liability - Occurrence						4	(1)					
17.2 Other Liability - Claims-Made												
17.3 Excess Workers' Compensation												
18.1 Products Liability - Occurrence												
18.2 Products Liability - Claims-Made												
19.1 Private Passenger Auto No-Fault (Personal Injury Protection)	7	110			(43)	51	(1)			1		
19.2 Other Private Passenger Auto Liability	(4,528)	132,549			85,109	122,676		73	(8,472)	8,657	(141)	1,802
19.3 Commercial Auto No-Fault (Personal Injury Protection)	541	651		189	(40)	196	(3)			14	35	25
19.4 Other Commercial Auto Liability	569,036	644,149		210,257	152,009	63,169	113,461	6,555	(8,024)	17,945	55,158	26,256
21.1 Private Passenger Auto Physical Damage	(1,099)	103,770			36,521	35,859	404	75	(419)	141	(124)	634
21.2 Commercial Auto Physical Damage	169,366	198,603		61,866	(7,912)	6,950	7,556	10	367	802	14,929	7,355
22. Aircraft (all perils)												
23. Fidelity												
24. Surety												
26. Burglary and Theft												
27. Boiler and Machinery												
28. Credit												
29. International												
30. Warranty												
31. Reins nonproportional assumed property	XXX	XXX	XXX	XXX	XXX	XXX	XXX	XXX	XXX	XXX	XXX	XXX
32. Reins nonproportional assumed liability	XXX	XXX	XXX	XXX	XXX	XXX	XXX	XXX	XXX	XXX	XXX	XXX
33. Reins nonproportional assumed financial lines	XXX	XXX	XXX	XXX	XXX	XXX	XXX	XXX	XXX	XXX	XXX	XXX
34. Aggregate Write-Ins for Other Lines of Business												
35. Total (a)	733,323	1,079,833		272,312	443,914	191,007	244,343	6,714	(16,552)	27,559	69,858	36,071
DETAILS OF WRITE-INS												
3401.												
3402.												
3403.												
3498. Summary of remaining write-ins for Line 34 from overflow page												
3499. Totals (Lines 3401 thru 3403 plus 3498)(Line 34 above)												

(a) Finance and service charges not included in Lines 1 to 35 \$ 10,523
(b) For health business on indicated lines report: Number of persons insured under PPO managed care products and number of persons insured under indemnity only products



ANNUAL STATEMENT FOR THE YEAR 2022 OF THE PROGRESSIVE NORTHWESTERN INSURANCE COMPANY

EXHIBIT OF PREMIUMS AND LOSSES (Statutory Page 14)

NAIC Group Code 0155

BUSINESS IN THE STATE OF Washington

DURING THE YEAR 2022

NAIC Company Code 42919

Line of Business	Gross Premiums, Including Policy and Membership Fees, Less Return Premiums and Premiums on Policies not Taken		3 Dividends Paid or Credited to Policyholders on Direct Business	4 Direct Unearned Premium Reserves	5 Direct Losses Paid (deducting salvage)	6 Direct Losses Incurred	7 Direct Losses Unpaid	8 Direct Defense and Cost Containment Expense Paid	9 Direct Defense and Cost Containment Expense Incurred	10 Direct Defense and Cost Containment Expense Unpaid	11 Commissions and Brokerage Expenses	12 Taxes, Licenses and Fees
	1 Direct Premiums Written	2 Direct Premiums Earned										
1. Fire												
2.1 Allied Lines												
2.2 Multiple Peril Crop												
2.3 Federal Flood												
2.4. Private Crop												
2.5 Private Flood												
3. Farmowners Multiple Peril												
4. Homeowners Multiple Peril												
5.1 Commercial Multiple Peril (Non-Liability Portion)												
5.2 Commercial Multiple Peril (Liability Portion)												
6. Mortgage Guaranty												
8. Ocean Marine												
9. Inland Marine												
10. Financial Guaranty												
11.1 Medical Professional Liability - Occurrence												
11.2 Medical Professional Liability - Claims-Made												
12. Earthquake												
13.1 Comprehensive (hospital and medical) ind (b)												
13.2 Comprehensive (hospital and medical) group (b)												
14. Credit A&H (Group and Individual)												
15.1 Vision Only (b).....												
15.2 Dental Only (b)												
15.3 Disability Income (b)												
15.4 Medicare Supplement (b)												
15.5 Medicaid Title XIX (b)												
15.6 Medicare Title XVIII (b).....												
15.7 Long-Term Care (b)												
15.8 Federal Employees Health Benefits Plan (b)												
15.9 Other Health (b)												
16. Workers' Compensation												
17.1 Other Liability - Occurrence												
17.2 Other Liability - Claims-Made												
17.3 Excess Workers' Compensation												
18.1 Products Liability - Occurrence												
18.2 Products Liability - Claims-Made												
19.1 Private Passenger Auto No-Fault (Personal Injury Protection)					(6,089)	(6,089)		1,869	1,869			
19.2 Other Private Passenger Auto Liability	(4,423)	(4,423)			82,091	(139,620)	25,000	12,213	2,850	1,213		(4)
19.3 Commercial Auto No-Fault (Personal Injury Protection)	3,345	3,436		1,119	(28)	970		(3)	74		340	146
19.4 Other Commercial Auto Liability	68,568	79,217		26,195	120,304	86,436	12,473		(7,624)	1,633	6,326	2,983
21.1 Private Passenger Auto Physical Damage					3,379	3,379		450	450			
21.2 Commercial Auto Physical Damage	37,622	38,477		12,470	3,478	3,596	(1,345)		(6)	79	3,514	1,632
22. Aircraft (all perils)												
23. Fidelity												
24. Surety												
26. Burglary and Theft												
27. Boiler and Machinery												
28. Credit												
29. International												
30. Warranty												
31. Reins nonproportional assumed property	XXX	XXX	XXX	XXX	XXX	XXX	XXX	XXX	XXX	XXX	XXX	XXX
32. Reins nonproportional assumed liability	XXX	XXX	XXX	XXX	XXX	XXX	XXX	XXX	XXX	XXX	XXX	XXX
33. Reins nonproportional assumed financial lines	XXX	XXX	XXX	XXX	XXX	XXX	XXX	XXX	XXX	XXX	XXX	XXX
34. Aggregate Write-Ins for Other Lines of Business												
35. Total (a)	105,112	116,707		39,784	203,163	(52,326)	37,098	14,532	(2,464)	2,998	10,180	4,757
DETAILS OF WRITE-INS												
3401.												
3402.												
3403.												
3498. Summary of remaining write-ins for Line 34 from overflow page												
3499. Totals (Lines 3401 thru 3403 plus 3498)(Line 34 above)												

(a) Finance and service charges not included in Lines 1 to 35 \$ 422

(b) For health business on indicated lines report: Number of persons insured under PPO managed care products and number of persons insured under indemnity only products



ANNUAL STATEMENT FOR THE YEAR 2022 OF THE PROGRESSIVE NORTHWESTERN INSURANCE COMPANY

EXHIBIT OF PREMIUMS AND LOSSES (Statutory Page 14)

NAIC Group Code 0155 BUSINESS IN THE STATE OF West Virginia DURING THE YEAR 2022 NAIC Company Code 42919

Line of Business	Gross Premiums, Including Policy and Membership Fees, Less Return Premiums and Premiums on Policies not Taken		3	4	5	6	7	8	9	10	11	12
	1	2										
	Direct Premiums Written	Direct Premiums Earned	Dividends Paid or Credited to Policyholders on Direct Business	Direct Unearned Premium Reserves	Direct Losses Paid (deducting salvage)	Direct Losses Incurred	Direct Losses Unpaid	Direct Defense and Cost Containment Expense Paid	Direct Defense and Cost Containment Expense Incurred	Direct Defense and Cost Containment Expense Unpaid	Commissions and Brokerage Expenses	Taxes, Licenses and Fees
1. Fire												
2.1 Allied Lines												
2.2 Multiple Peril Crop												
2.3 Federal Flood												
2.4. Private Crop												
2.5 Private Flood												
3. Farmowners Multiple Peril												
4. Homeowners Multiple Peril												
5.1 Commercial Multiple Peril (Non-Liability Portion)												
5.2 Commercial Multiple Peril (Liability Portion)												
6. Mortgage Guaranty												
8. Ocean Marine												
9. Inland Marine												
10. Financial Guaranty												
11.1 Medical Professional Liability - Occurrence												
11.2 Medical Professional Liability - Claims-Made												
12. Earthquake												
13.1 Comprehensive (hospital and medical) ind (b)												
13.2 Comprehensive (hospital and medical) group (b)												
14. Credit A&H (Group and Individual)												
15.1 Vision Only (b).....												
15.2 Dental Only (b)												
15.3 Disability Income (b)												
15.4 Medicare Supplement (b)												
15.5 Medicaid Title XIX (b)												
15.6 Medicare Title XVIII (b).....												
15.7 Long-Term Care (b)												
15.8 Federal Employees Health Benefits Plan (b)												
15.9 Other Health (b)												
16. Workers' Compensation												
17.1 Other Liability - Occurrence												
17.2 Other Liability - Claims-Made												
17.3 Excess Workers' Compensation												
18.1 Products Liability - Occurrence												
18.2 Products Liability - Claims-Made												
19.1 Private Passenger Auto No-Fault (Personal Injury Protection)												
19.2 Other Private Passenger Auto Liability												1,925
19.3 Commercial Auto No-Fault (Personal Injury Protection)												
19.4 Other Commercial Auto Liability												
21.1 Private Passenger Auto Physical Damage												
21.2 Commercial Auto Physical Damage												
22. Aircraft (all perils)												
23. Fidelity												
24. Surety												
26. Burglary and Theft												
27. Boiler and Machinery												
28. Credit												
29. International												
30. Warranty												
31. Reins nonproportional assumed property	XXX	XXX	XXX	XXX	XXX	XXX	XXX	XXX	XXX	XXX	XXX	XXX
32. Reins nonproportional assumed liability	XXX	XXX	XXX	XXX	XXX	XXX	XXX	XXX	XXX	XXX	XXX	XXX
33. Reins nonproportional assumed financial lines	XXX	XXX	XXX	XXX	XXX	XXX	XXX	XXX	XXX	XXX	XXX	XXX
34. Aggregate Write-Ins for Other Lines of Business												
35. Total (a)												1,925
DETAILS OF WRITE-INS												
3401.												
3402.												
3403.												
3498. Summary of remaining write-ins for Line 34 from overflow page												
3499. Totals (Lines 3401 thru 3403 plus 3498)(Line 34 above)												

(a) Finance and service charges not included in Lines 1 to 35 \$
(b) For health business on indicated lines report: Number of persons insured under PPO managed care products and number of persons insured under indemnity only products



ANNUAL STATEMENT FOR THE YEAR 2022 OF THE PROGRESSIVE NORTHWESTERN INSURANCE COMPANY

EXHIBIT OF PREMIUMS AND LOSSES (Statutory Page 14)

NAIC Group Code 0155 BUSINESS IN THE STATE OF Wisconsin DURING THE YEAR 2022 NAIC Company Code 42919

Line of Business	Gross Premiums, Including Policy and Membership Fees, Less Return Premiums and Premiums on Policies not Taken		3	4	5	6	7	8	9	10	11	12
	1	2										
	Direct Premiums Written	Direct Premiums Earned	Dividends Paid or Credited to Policyholders on Direct Business	Direct Unearned Premium Reserves	Direct Losses Paid (deducting salvage)	Direct Losses Incurred	Direct Losses Unpaid	Direct Defense and Cost Containment Expense Paid	Direct Defense and Cost Containment Expense Incurred	Direct Defense and Cost Containment Expense Unpaid	Commissions and Brokerage Expenses	Taxes, Licenses and Fees
1. Fire												
2.1 Allied Lines												
2.2 Multiple Peril Crop												
2.3 Federal Flood												
2.4. Private Crop												
2.5 Private Flood												
3. Farmowners Multiple Peril												
4. Homeowners Multiple Peril												
5.1 Commercial Multiple Peril (Non-Liability Portion)												
5.2 Commercial Multiple Peril (Liability Portion)												
6. Mortgage Guaranty												
8. Ocean Marine												
9. Inland Marine												
10. Financial Guaranty												
11.1 Medical Professional Liability - Occurrence												
11.2 Medical Professional Liability - Claims-Made												
12. Earthquake												
13.1 Comprehensive (hospital and medical) ind (b)												
13.2 Comprehensive (hospital and medical) group (b)												
14. Credit A&H (Group and Individual)												
15.1 Vision Only (b).....												
15.2 Dental Only (b)												
15.3 Disability Income (b)												
15.4 Medicare Supplement (b)												
15.5 Medicaid Title XIX (b)												
15.6 Medicare Title XVIII (b).....												
15.7 Long-Term Care (b)												
15.8 Federal Employees Health Benefits Plan (b)												
15.9 Other Health (b)												
16. Workers' Compensation												
17.1 Other Liability - Occurrence												
17.2 Other Liability - Claims-Made												
17.3 Excess Workers' Compensation												
18.1 Products Liability - Occurrence												
18.2 Products Liability - Claims-Made												
19.1 Private Passenger Auto No-Fault (Personal Injury Protection)												
19.2 Other Private Passenger Auto Liability												600
19.3 Commercial Auto No-Fault (Personal Injury Protection)												
19.4 Other Commercial Auto Liability												
21.1 Private Passenger Auto Physical Damage												
21.2 Commercial Auto Physical Damage												
22. Aircraft (all perils)												
23. Fidelity												
24. Surety												
26. Burglary and Theft												
27. Boiler and Machinery												
28. Credit												
29. International												
30. Warranty												
31. Reins nonproportional assumed property	XXX	XXX	XXX	XXX	XXX	XXX	XXX	XXX	XXX	XXX	XXX	XXX
32. Reins nonproportional assumed liability	XXX	XXX	XXX	XXX	XXX	XXX	XXX	XXX	XXX	XXX	XXX	XXX
33. Reins nonproportional assumed financial lines	XXX	XXX	XXX	XXX	XXX	XXX	XXX	XXX	XXX	XXX	XXX	XXX
34. Aggregate Write-Ins for Other Lines of Business												
35. Total (a)												600
DETAILS OF WRITE-INS												
3401.												
3402.												
3403.												
3498. Summary of remaining write-ins for Line 34 from overflow page												
3499. Totals (Lines 3401 thru 3403 plus 3498)(Line 34 above)												

(a) Finance and service charges not included in Lines 1 to 35 \$
(b) For health business on indicated lines report: Number of persons insured under PPO managed care products and number of persons insured under indemnity only products



ANNUAL STATEMENT FOR THE YEAR 2022 OF THE PROGRESSIVE NORTHWESTERN INSURANCE COMPANY

EXHIBIT OF PREMIUMS AND LOSSES (Statutory Page 14)

NAIC Group Code 0155 BUSINESS IN THE STATE OF Grand Total DURING THE YEAR 2022 NAIC Company Code 42919

Line of Business	Gross Premiums, Including Policy and Membership Fees, Less Return Premiums and Premiums on Policies not Taken		3	4	5	6	7	8	9	10	11	12
	1	2										
	Direct Premiums Written	Direct Premiums Earned	Dividends Paid or Credited to Policyholders on Direct Business	Direct Unearned Premium Reserves	Direct Losses Paid (deducting salvage)	Direct Losses Incurred	Direct Losses Unpaid	Direct Defense and Cost Containment Expense Paid	Direct Defense and Cost Containment Expense Incurred	Direct Defense and Cost Containment Expense Unpaid	Commissions and Brokerage Expenses	Taxes, Licenses and Fees
1. Fire												
2.1 Allied Lines												
2.2 Multiple Peril Crop												
2.3 Federal Flood												
2.4. Private Crop												
2.5 Private Flood												
3. Farmowners Multiple Peril												
4. Homeowners Multiple Peril	1,034,433	944,204		562,892	212,736	172,790	78,127	2,823	672	2,553	150,059	22,141
5.1 Commercial Multiple Peril (Non-Liability Portion)												
5.2 Commercial Multiple Peril (Liability Portion)												
6. Mortgage Guaranty												
8. Ocean Marine												
9. Inland Marine	21,646,404	20,905,680		10,084,686	8,460,872	8,697,756	695,344	9,097	15,972	56,654	2,232,404	509,685
10. Financial Guaranty												
11.1 Medical Professional Liability - Occurrence												
11.2 Medical Professional Liability - Claims-Made												
12. Earthquake												
13.1 Comprehensive (hospital and medical) ind (b)												
13.2 Comprehensive (hospital and medical) group (b)												
14. Credit A&H (Group and Individual)												
15.1 Vision Only (b).....												
15.2 Dental Only (b)												
15.3 Disability Income (b)												
15.4 Medicare Supplement (b)												
15.5 Medicaid Title XIX (b)												
15.6 Medicare Title XVIII (b).....												
15.7 Long-Term Care (b)												
15.8 Federal Employees Health Benefits Plan (b)												
15.9 Other Health (b)												
16. Workers' Compensation												
17.1 Other Liability - Occurrence	10,189,348	9,982,677		4,731,678	3,179,061	2,788,318	3,466,651	94,398	153,489	516,288	1,090,376	232,279
17.2 Other Liability - Claims-Made												
17.3 Excess Workers' Compensation												
18.1 Products Liability - Occurrence												
18.2 Products Liability - Claims-Made												
19.1 Private Passenger Auto No-Fault (Personal Injury Protection)	22,723,463	23,042,338		6,819,166	12,468,974	12,379,049	4,624,855	59,429	47,789	478,973	2,360,799	420,416
19.2 Other Private Passenger Auto Liability	356,788,360	348,129,199		108,728,984	205,720,571	216,024,248	181,504,777	2,681,949	3,090,213	11,384,367	37,417,863	8,110,356
19.3 Commercial Auto No-Fault (Personal Injury Protection)	3,886	4,087		1,308	5,531	3,377	1,166	81	(4,575)	88	374	171
19.4 Other Commercial Auto Liability	637,604	723,366		236,452	519,720	147,013	125,935	11,576	(16,738)	19,577	61,485	29,238
21.1 Private Passenger Auto Physical Damage	328,536,522	312,939,088		110,160,438	227,548,464	224,563,363	10,341,221	189,962	283,160	1,001,176	34,649,383	7,228,518
21.2 Commercial Auto Physical Damage	206,988	237,080		74,336	(9,729)	5,251	6,211	30	381	880	18,443	8,987
22. Aircraft (all perils)												
23. Fidelity												
24. Surety												
26. Burglary and Theft												
27. Boiler and Machinery												
28. Credit												
29. International												
30. Warranty												
31. Reins nonproportional assumed property	XXX	XXX	XXX	XXX	XXX	XXX	XXX	XXX	XXX	XXX	XXX	XXX
32. Reins nonproportional assumed liability	XXX	XXX	XXX	XXX	XXX	XXX	XXX	XXX	XXX	XXX	XXX	XXX
33. Reins nonproportional assumed financial lines	XXX	XXX	XXX	XXX	XXX	XXX	XXX	XXX	XXX	XXX	XXX	XXX
34. Aggregate Write-Ins for Other Lines of Business												
35. Total (a)	741,767,008	716,907,718		241,399,940	458,106,201	464,781,165	200,844,287	3,049,345	3,570,363	13,460,559	77,981,185	16,561,791
DETAILS OF WRITE-INS												
3401.												
3402.												
3403.												
3498. Summary of remaining write-ins for Line 34 from overflow page												
3499. Totals (Lines 3401 thru 3403 plus 3498)(Line 34 above)												

(a) Finance and service charges not included in Lines 1 to 35 \$ 9,804,394
(b) For health business on indicated lines report: Number of persons insured under PPO managed care products and number of persons insured under indemnity only products

ANNUAL STATEMENT FOR THE YEAR 2022 OF THE PROGRESSIVE NORTHWESTERN INSURANCE COMPANY

SCHEDULE F - PART 1

Assumed Reinsurance as of December 31, Current Year (\$000 Omitted)

[illegible]

ANNUAL STATEMENT FOR THE YEAR 2022 OF THE PROGRESSIVE NORTHWESTERN INSURANCE COMPANY

SCHEDULE F - PART 2

Premium Portfolio Reinsurance Effected or (Canceled) during Current Year

[illegible]

ANNUAL STATEMENT FOR THE YEAR 2022 OF THE PROGRESSIVE NORTHWESTERN INSURANCE COMPANY

SCHEDULE F - PART 3

Ceded Reinsurance as of December 31, Current Year (\$000 Omitted)

1 ID Number	2 NAIC Com- pany Code	3 Name of Reinsurer	4 Domiciliary Jurisdiction	5 Special Code	6 Reinsurance Premiums Ceded	Reinsurance Recoverable On									16 Amount in Dispute included in Column 15	Reinsurance Payable		19 Net Amount Recoverable From Reinsurers Cols. 15 - [17 + 18]	20 Funds Held by Company Under Reinsurance Treaties
						7 Paid Losses	8 Paid LAE	9 Known Case Loss Reserves	10 Known Case LAE Reserves	11 IBNR Loss Reserves	12 IBNR LAE Reserves	13 Unearned Premiums	14 Contingent Commis- sions	15 Columns 7 through 14 Totals		17 Ceded Balances Payable	18 Other Amounts Due to Reinsurers		
34-6513736	24260	Progressive Casualty Insurance Company	OH		741,718	4,824	228	168,475	19,294	32,326	7,477	241,375		473,999				473,999	
0199999. Total Authorized - Affiliates - U.S. Intercompany Pooling					741,718	4,824	228	168,475	19,294	32,326	7,477	241,375		473,999				473,999	
0499999. Total Authorized - Affiliates - U.S. Non-Pool																			
0799999. Total Authorized - Affiliates - Other (Non-U.S.)																			
0899999. Total Authorized - Affiliates					741,718	4,824	228	168,475	19,294	32,326	7,477	241,375		473,999				473,999	
38-3207001	10166	Accident Fund Ins Co of Amer	MI		7					2		4		6				6	
42-0234980	21415	Employers Mut Cas Co	IA		7					2		4		6				6	
13-2673100	22039	General Reinsurance Corporation	DE							22				22				22	
95-2769232	27847	Insurance Co of the West	CA		7					3		4		7				7	
13-1675535	25364	Swiss Reinsurance America Corporation	NY		27					15	1	13		29		(1)		30	
0999999. Total Authorized - Other U.S. Unaffiliated Insurers					49					44	1	25		70		(1)		71	
1499999. Total Authorized Excluding Protected Cells (Sum of 0899999, 0999999, 1099999, 1199999 and 1299999)					741,767	4,824	228	168,475	19,294	32,370	7,478	241,400		474,069		(1)		474,070	
1899999. Total Unauthorized - Affiliates - U.S. Non-Pool																			
2199999. Total Unauthorized - Affiliates - Other (Non-U.S.)																			
2299999. Total Unauthorized - Affiliates																			
2899999. Total Unauthorized Excluding Protected Cells (Sum of 2299999, 2399999, 2499999, 2599999 and 2699999)																			
3299999. Total Certified - Affiliates - U.S. Non-Pool																			
3599999. Total Certified - Affiliates - Other (Non-U.S.)																			
3699999. Total Certified - Affiliates																			
4299999. Total Certified Excluding Protected Cells (Sum of 3699999, 3799999, 3899999, 3999999 and 4099999)																			
4699999. Total Reciprocal Jurisdiction - Affiliates - U.S. Non-Pool																			
4999999. Total Reciprocal Jurisdiction - Affiliates - Other (Non-U.S.)																			
5099999. Total Reciprocal Jurisdiction - Affiliates																			
5699999. Total Reciprocal Jurisdiction Excluding Protected Cells (Sum of 5099999, 5199999, 5299999, 5399999 and 5499999)																			
5799999. Total Authorized, Unauthorized, Reciprocal Jurisdiction and Certified Excluding Protected Cells (Sum of 1499999, 2899999, 4299999 and 5699999)					741,767	4,824	228	168,475	19,294	32,370	7,478	241,400		474,069		(1)		474,070	
5899999. Total Protected Cells (Sum of 1399999, 2799999, 4199999 and 5599999)																			
9999999 Totals					741,767	4,824	228	168,475	19,294	32,370	7,478	241,400		474,069		(1)		474,070	

ANNUAL STATEMENT FOR THE YEAR 2022 OF THE PROGRESSIVE NORTHWESTERN INSURANCE COMPANY

SCHEDULE F - PART 3 (Continued)

Ceded Reinsurance as of December 31, Current Year (\$000 Omitted)
(Credit Risk)

ID Number From Col. 1	Name of Reinsurer From Col. 3	Collateral				25	26	27	Ceded Reinsurance Credit Risk								
		21	22	23	24				28	29	30	31	32	33	34	35	36
		Multiple Beneficiary Trusts	Letters of Credit	Issuing or Confirming Bank Reference Number	Single Beneficiary Trusts & Other Allowable Collateral	Total Funds Held, Payables & Collateral	Net Recoverable Net of Funds Held & Collateral	Applicable Sch. F Penalty (Col. 78)	Total Amount Recoverable from Reinsurers Less Penalty (Cols. 15-27)	Stressed Recoverable (Col. 28 * 120%)	Reinsurance Payable & Funds Held (Cols. 17+18+20; but not in excess of Col. 29)	Stressed Net Recoverable (Cols. 29-30)	Total Collateral (Cols. 21+22 + 24, not in Excess of Col. 31)	Stressed Net Recoverable Net of Collateral Offsets (Cols. 31-32)	Reinsurer Designation Equivalent	Credit Risk on Collateralized Recoverables (Col. 32 * Factor Applicable to Reinsurer Designation Equivalent in Col. 34)	Credit Risk on Un- collateralized Recoverables (Col. 33 * Factor Applicable to Reinsurer Designation Equivalent in Col. 34)
34-6513736 ..	Progressive Casualty Insurance Company	473,999	XXX.....	XXX.....	XXX.....	XXX.....	XXX.....	XXX.....	XXX.....	XXX.....	XXX.....
0199999. Total Authorized - Affiliates - U.S. Intercompany Pooling				XXX			473,999		XXX	XXX	XXX	XXX	XXX	XXX	XXX	XXX	XXX
0499999. Total Authorized - Affiliates - U.S. Non-Pool				XXX					XXX	XXX	XXX	XXX	XXX	XXX	XXX	XXX	XXX
0799999. Total Authorized - Affiliates - Other (Non-U.S.)				XXX											XXX		
0899999. Total Authorized - Affiliates				XXX			473,999								XXX		
38-3207001 ..	Accident Fund Ins Co of Amer	6	6	7	7	7	3.....
42-0234980 ..	Employers Mut Cas Co	6	6	7	7	7	3.....
13-2673100 ..	General Reinsurance Corporation	22	22	26	26	26	1.....
95-2769232 ..	Insurance Co of the West	7	7	8	8	8	3.....
13-1675535 ..	Swiss Reinsurance America Corporation	(1)	30	29	35	(1)	36	36	2.....	1
0999999. Total Authorized - Other U.S. Unaffiliated Insurers				XXX		(1)	71		70	84	(1)	85		85	XXX		2
1499999. Total Authorized Excluding Protected Cells (Sum of 0899999, 0999999, 1099999, 1199999 and 1299999)				XXX		(1)	474,070		70	84	(1)	85		85	XXX		2
1899999. Total Unauthorized - Affiliates - U.S. Non-Pool				XXX					XXX	XXX	XXX	XXX	XXX	XXX	XXX	XXX	XXX
2199999. Total Unauthorized - Affiliates - Other (Non-U.S.)				XXX											XXX		
2299999. Total Unauthorized - Affiliates				XXX											XXX		
2899999. Total Unauthorized Excluding Protected Cells (Sum of 2299999, 2399999, 2499999, 2599999 and 2699999)				XXX											XXX		
3299999. Total Certified - Affiliates - U.S. Non-Pool				XXX					XXX	XXX	XXX	XXX	XXX	XXX	XXX	XXX	XXX
3599999. Total Certified - Affiliates - Other (Non-U.S.)				XXX											XXX		
3699999. Total Certified - Affiliates				XXX											XXX		
4299999. Total Certified Excluding Protected Cells (Sum of 3699999, 3799999, 3899999, 3999999 and 4099999)				XXX											XXX		
4699999. Total Reciprocal Jurisdiction - Affiliates - U.S. Non-Pool				XXX					XXX	XXX	XXX	XXX	XXX	XXX	XXX	XXX	XXX
4999999. Total Reciprocal Jurisdiction - Affiliates - Other (Non-U.S.)				XXX											XXX		
5099999. Total Reciprocal Jurisdiction - Affiliates				XXX											XXX		
5699999. Total Reciprocal Jurisdiction Excluding Protected Cells (Sum of 5099999, 5199999, 5299999, 5399999 and 5499999)				XXX											XXX		
5799999. Total Authorized, Unauthorized, Reciprocal Jurisdiction and Certified Excluding Protected Cells (Sum of 1499999, 2899999, 4299999 and 5699999)				XXX		(1)	474,070		70	84	(1)	85		85	XXX		2
5899999. Total Protected Cells (Sum of 1399999, 2799999, 4199999 and 5599999)				XXX					XXX	XXX	XXX	XXX	XXX	XXX	XXX	XXX	XXX
9999999 Totals				XXX		(1)	474,070		70	84	(1)	85		85	XXX		2

ANNUAL STATEMENT FOR THE YEAR 2022 OF THE PROGRESSIVE NORTHWESTERN INSURANCE COMPANY

SCHEDULE F - PART 3 (Continued)

Ceded Reinsurance as of December 31, Current Year (\$000 Omitted)

(Aging of Ceded Reinsurance)

ID Number From Col. 1	Name of Reinsurer From Col. 3	Reinsurance Recoverable on Paid Losses and Paid Loss Adjustment Expenses							44 Total Recoverable on Paid Losses & LAE Amounts in Dispute Included in Col. 43	45 Recoverable on Paid Losses & LAE Over 90 Days Past Due Amounts in Dispute Included in Cols. 40 & 41	46 Total Recoverable on Paid Losses & LAE Amounts Not in Dispute (Cols 43-44)	47 Recoverable on Paid Losses & LAE Over 90 Days Past Due Amounts Not in Dispute (Cols. 40 + 41 - 45)	48 Amounts Received Prior 90 Days	49 Percentage Overdue Col. 42/Col. 43	50 Percentage of Amounts More Than 90 Days Overdue Not in Dispute (Col. 47/[(Cols. 46+48)])	51 Percentage More Than 120 Days Overdue (Col. 41/ Col. 43)	52 Is the Amount in Col. 50 Less Than 20%? (Yes or No)	53 Amounts in Col. 47 for Reinsurers with Values Less Than 20% in Col. 50	
		37	Overdue					43											
			38	39	40	41	42												
		Current	1 - 29 Days	30 - 90 Days	91 - 120 Days	Over 120 Days	Total Overdue Cols. 38+39 +40+41	Total Due Cols. 37+42 (In total should equal Cols. 7+8)											
34-6513736 ..	Progressive Casualty Insurance Company	5,052						5,052			5,052							YES	
0199999. Total Authorized - Affiliates - U.S. Intercompany Pooling		5,052						5,052			5,052							XXX	
0499999. Total Authorized - Affiliates - U.S. Non-Pool																		XXX	
0799999. Total Authorized - Affiliates - Other (Non-U.S.)																		XXX	
0899999. Total Authorized - Affiliates		5,052						5,052			5,052							XXX	
38-3207001 ..	Accident Fund Ins Co of Amer																	YES	
42-0234980 ..	Employers Mut Cas Co																	YES	
13-2673100 ..	General Reinsurance Corporation																	YES	
95-2769232 ..	Insurance Co of the West																	YES	
13-1675535 ..	Swiss Reinsurance America Corporation																	YES	
0999999. Total Authorized - Other U.S. Unaffiliated Insurers																		XXX	
1499999. Total Authorized Excluding Protected Cells (Sum of 0899999, 0999999, 1099999, 1199999 and 1299999)		5,052						5,052			5,052							XXX	
1899999. Total Unauthorized - Affiliates - U.S. Non-Pool																		XXX	
2199999. Total Unauthorized - Affiliates - Other (Non-U.S.)																		XXX	
2299999. Total Unauthorized - Affiliates																		XXX	
2899999. Total Unauthorized Excluding Protected Cells (Sum of 2299999, 2399999, 2499999, 2599999 and 2699999)																		XXX	
3299999. Total Certified - Affiliates - U.S. Non-Pool																		XXX	
3599999. Total Certified - Affiliates - Other (Non-U.S.)																		XXX	
3699999. Total Certified - Affiliates																		XXX	
4299999. Total Certified Excluding Protected Cells (Sum of 3699999, 3799999, 3899999, 3999999 and 4099999)																		XXX	
4699999. Total Reciprocal Jurisdiction - Affiliates - U.S. Non-Pool																		XXX	
4999999. Total Reciprocal Jurisdiction - Affiliates - Other (Non-U.S.)																		XXX	
5099999. Total Reciprocal Jurisdiction - Affiliates																		XXX	
5699999. Total Reciprocal Jurisdiction Excluding Protected Cells (Sum of 5099999, 5199999, 5299999, 5399999 and 5499999)																		XXX	
5799999. Total Authorized, Unauthorized, Reciprocal Jurisdiction and Certified Excluding Protected Cells (Sum of 1499999, 2899999, 4299999 and 5699999)		5,052						5,052			5,052							XXX	
5899999. Total Protected Cells (Sum of 1399999, 2799999, 4199999 and 5599999)																		XXX	
9999999 Totals		5,052						5,052			5,052							XXX	

ANNUAL STATEMENT FOR THE YEAR 2022 OF THE PROGRESSIVE NORTHWESTERN INSURANCE COMPANY

SCHEDULE F - PART 3 (Continued)

Ceded Reinsurance as of December 31, Current Year (\$000 Omitted)
(Provision for Reinsurance for Certified Reinsurers)

ID Number From Col. 1	Name of Reinsurer From Col. 3	Provision for Certified Reinsurance														Complete if Col. 52 = "No"; Otherwise Enter 0		69 Provision for Overdue Reinsurance Ceded to Certified Reinsurers (Greater of [Col. 62 + Col. 65] or Col.68; not to Exceed Col. 63)
		54	55	56	57	58	59	60 Percent of Collateral Provided for Net Recoverables Subject to Collateral Requirements ([Col. 20 + Col. 21 + Col. 22 + Col. 24] / Col. 58)	61 Percent Credit Allowed on Net Recoverables Subject to Collateral Requirements (Col. 60 / Col. 56, not to exceed 100%)	62 20% of Recoverable on Paid Losses & LAE Over 90 Days Past Due Amounts in Dispute (Col. 45 * 20%)	63 Amount of Credit Allowed for Net Recoverables (Col. 57 + [Col. 58 * Col. 61])	64 Provision for Reinsurance with Certified Reinsurers Due to Collateral Deficiency (Col. 19 - Col. 63)	65 20% of Recoverable on Paid Losses & LAE Over 90 Days Past Due Amounts Not in Dispute (Col. 47 * 20%)	66 Total Collateral Provided (Col. 20 + Col. 21 + Col. 22 + Col. 24, not to Exceed Col. 63)		67 Net Unsecured Recoverable for Which Credit is Allowed (Col. 63 - Col. 66)	68 20% of Amount in Col. 67	
		Certified Reinsurer Rating (1 through 6)	Effective Date of Certified Reinsurer Rating	Percent Collateral Required for Full Credit (0% through 100%)	Catastrophe Recoverables Qualifying for Collateral Deferral	Net Recoverables Subject to Collateral Requirements for Full Credit (Col. 19 - Col. 57)	Dollar Amount of Collateral Required (Col. 56 * Col. 58)											
34-6513736 ..	Progressive Casualty Insurance Company	XXX	XXX	XXX	XXX	XXX	XXX	XXX	XXX	XXX	XXX	XXX	XXX	XXX	XXX	XXX	XXX	XXX
0199999. Total Authorized - Affiliates - U.S. Intercompany Pooling				XXX	XXX	XXX	XXX	XXX	XXX	XXX	XXX	XXX	XXX	XXX	XXX	XXX	XXX	XXX
0499999. Total Authorized - Affiliates - U.S. Non-Pool				XXX	XXX	XXX	XXX	XXX	XXX	XXX	XXX	XXX	XXX	XXX	XXX	XXX	XXX	XXX
0799999. Total Authorized - Affiliates - Other (Non-U.S.)				XXX	XXX	XXX	XXX	XXX	XXX	XXX	XXX	XXX	XXX	XXX	XXX	XXX	XXX	XXX
0899999. Total Authorized - Affiliates				XXX	XXX	XXX	XXX	XXX	XXX	XXX	XXX	XXX	XXX	XXX	XXX	XXX	XXX	XXX
38-3207001 ..	Accident Fund Ins Co of Amer	XXX	XXX	XXX	XXX	XXX	XXX	XXX	XXX	XXX	XXX	XXX	XXX	XXX	XXX	XXX	XXX	XXX
42-0234980 ..	Employers Mut Cas Co	XXX	XXX	XXX	XXX	XXX	XXX	XXX	XXX	XXX	XXX	XXX	XXX	XXX	XXX	XXX	XXX	XXX
13-2673100 ..	General Reinsurance Corporation	XXX	XXX	XXX	XXX	XXX	XXX	XXX	XXX	XXX	XXX	XXX	XXX	XXX	XXX	XXX	XXX	XXX
95-2769232 ..	Insurance Co of the West	XXX	XXX	XXX	XXX	XXX	XXX	XXX	XXX	XXX	XXX	XXX	XXX	XXX	XXX	XXX	XXX	XXX
13-1675535 ..	Swiss Reinsurance America Corporation	XXX	XXX	XXX	XXX	XXX	XXX	XXX	XXX	XXX	XXX	XXX	XXX	XXX	XXX	XXX	XXX	XXX
0999999. Total Authorized - Other U.S. Unaffiliated Insurers				XXX	XXX	XXX	XXX	XXX	XXX	XXX	XXX	XXX	XXX	XXX	XXX	XXX	XXX	XXX
1499999. Total Authorized Excluding Protected Cells (Sum of 0899999, 0999999, 1099999, 1199999 and 1299999)				XXX	XXX	XXX	XXX	XXX	XXX	XXX	XXX	XXX	XXX	XXX	XXX	XXX	XXX	XXX
1899999. Total Unauthorized - Affiliates - U.S. Non-Pool				XXX	XXX	XXX	XXX	XXX	XXX	XXX	XXX	XXX	XXX	XXX	XXX	XXX	XXX	XXX
2199999. Total Unauthorized - Affiliates - Other (Non-U.S.)				XXX	XXX	XXX	XXX	XXX	XXX	XXX	XXX	XXX	XXX	XXX	XXX	XXX	XXX	XXX
2299999. Total Unauthorized - Affiliates				XXX	XXX	XXX	XXX	XXX	XXX	XXX	XXX	XXX	XXX	XXX	XXX	XXX	XXX	XXX
2899999. Total Unauthorized Excluding Protected Cells (Sum of 2299999, 2399999, 2499999, 2599999 and 2699999)				XXX	XXX	XXX	XXX	XXX	XXX	XXX	XXX	XXX	XXX	XXX	XXX	XXX	XXX	XXX
3299999. Total Certified - Affiliates - U.S. Non-Pool				XXX				XXX	XXX									
3599999. Total Certified - Affiliates - Other (Non-U.S.)				XXX				XXX	XXX									
3699999. Total Certified - Affiliates				XXX				XXX	XXX									
4299999. Total Certified Excluding Protected Cells (Sum of 3699999, 3799999, 3899999, 3999999 and 4099999)				XXX				XXX	XXX									
4699999. Total Reciprocal Jurisdiction - Affiliates - U.S. Non-Pool				XXX	XXX	XXX	XXX	XXX	XXX	XXX	XXX	XXX	XXX	XXX	XXX	XXX	XXX	XXX
4999999. Total Reciprocal Jurisdiction - Affiliates - Other (Non-U.S.)				XXX	XXX	XXX	XXX	XXX	XXX	XXX	XXX	XXX	XXX	XXX	XXX	XXX	XXX	XXX
5099999. Total Reciprocal Jurisdiction - Affiliates				XXX	XXX	XXX	XXX	XXX	XXX	XXX	XXX	XXX	XXX	XXX	XXX	XXX	XXX	XXX
5699999. Total Reciprocal Jurisdiction Excluding Protected Cells (Sum of 5099999, 5199999, 5299999, 5399999 and 5499999)				XXX	XXX	XXX	XXX	XXX	XXX	XXX	XXX	XXX	XXX	XXX	XXX	XXX	XXX	XXX
5799999. Total Authorized, Unauthorized, Reciprocal Jurisdiction and Certified Excluding Protected Cells (Sum of 1499999, 2899999, 4299999 and 5699999)				XXX				XXX	XXX									
5899999. Total Protected Cells (Sum of 1399999, 2799999, 4199999 and 5599999)				XXX				XXX	XXX									
9999999 Totals				XXX				XXX	XXX									

ANNUAL STATEMENT FOR THE YEAR 2022 OF THE PROGRESSIVE NORTHWESTERN INSURANCE COMPANY

SCHEDULE F - PART 3 (Continued)

Ceded Reinsurance as of December 31, Current Year (\$000 Omitted)
(Total Provision for Reinsurance)

ID Number From Col. 1	Name of Reinsurer From Col. 3	70 20% of Recoverable on Paid Losses & LAE Over 90 Days past Due Amounts Not in Dispute (Col. 47 * 20%)	Provision for Unauthorized Reinsurance		Provision for Overdue Authorized and Reciprocal Jurisdiction Reinsurance		Total Provision for Reinsurance			
			71	72	73 Complete if Col. 52 = "Yes"; Otherwise Enter 0 20% of Recoverable on Paid Losses & LAE Over 90 Days Past Due Amounts Not in Dispute + 20% of Amounts in Dispute ([Col. 47 * 20%] + [Col. 45 * 20%])	74 Complete if Col. 52 = "No"; Otherwise Enter 0 Greater of 20% of Net Recoverable Net of Funds Held & Collateral, or 20% of Recoverable on Paid Losses & LAE Over 90 Days Past Due (Greater of Col. 26 * 20% or Cols. [40 + 41] * 20%)	75 Provision for Amounts Ceded to Authorized and Reciprocal Jurisdiction Reinsurers (Cols. 73 + 74)	76 Provision for Amounts Ceded to Unauthorized Reinsurers (Cols. 71 + 72 Not in Excess of Col. 15)	77 Provision for Amounts Ceded to Certified Reinsurers (Cols. 64 + 69)	78 Total Provision for Reinsurance (Cols. 75 + 76 + 77)
34-6513736	Progressive Casualty Insurance Company		XXX	XXX				XXX	XXX	
0199999	Total Authorized - Affiliates - U.S. Intercompany Pooling		XXX	XXX				XXX	XXX	
0499999	Total Authorized - Affiliates - U.S. Non-Pool		XXX	XXX				XXX	XXX	
0799999	Total Authorized - Affiliates - Other (Non-U.S.)		XXX	XXX				XXX	XXX	
0899999	Total Authorized - Affiliates		XXX	XXX				XXX	XXX	
38-3207001	Accident Fund Ins Co of Amer		XXX	XXX				XXX	XXX	
42-0234980	Employers Mut Cas Co		XXX	XXX				XXX	XXX	
13-2673100	General Reinsurance Corporation		XXX	XXX				XXX	XXX	
95-2769232	Insurance Co of the West		XXX	XXX				XXX	XXX	
13-1675535	Swiss Reinsurance America Corporation		XXX	XXX				XXX	XXX	
0999999	Total Authorized - Other U.S. Unaffiliated Insurers		XXX	XXX				XXX	XXX	
1499999	Total Authorized Excluding Protected Cells (Sum of 0899999, 0999999, 1099999, 1199999 and 1299999)		XXX	XXX				XXX	XXX	
1899999	Total Unauthorized - Affiliates - U.S. Non-Pool				XXX	XXX	XXX		XXX	
2199999	Total Unauthorized - Affiliates - Other (Non-U.S.)				XXX	XXX	XXX		XXX	
2299999	Total Unauthorized - Affiliates				XXX	XXX	XXX		XXX	
2899999	Total Unauthorized Excluding Protected Cells (Sum of 2299999, 2399999, 2499999, 2599999 and 2699999)				XXX	XXX	XXX		XXX	
3299999	Total Certified - Affiliates - U.S. Non-Pool	XXX	XXX	XXX	XXX	XXX	XXX	XXX		
3599999	Total Certified - Affiliates - Other (Non-U.S.)	XXX	XXX	XXX	XXX	XXX	XXX	XXX		
3699999	Total Certified - Affiliates	XXX	XXX	XXX	XXX	XXX	XXX	XXX		
4299999	Total Certified Excluding Protected Cells (Sum of 3699999, 3799999, 3899999, 3999999 and 4099999)	XXX	XXX	XXX	XXX	XXX	XXX	XXX		
4699999	Total Reciprocal Jurisdiction - Affiliates - U.S. Non-Pool		XXX	XXX				XXX	XXX	
4999999	Total Reciprocal Jurisdiction - Affiliates - Other (Non-U.S.)		XXX	XXX				XXX	XXX	
5099999	Total Reciprocal Jurisdiction - Affiliates		XXX	XXX				XXX	XXX	
5699999	Total Reciprocal Jurisdiction Excluding Protected Cells (Sum of 5099999, 5199999, 5299999, 5399999 and 5499999)		XXX	XXX				XXX	XXX	
5799999	Total Authorized, Unauthorized, Reciprocal Jurisdiction and Certified Excluding Protected Cells (Sum of 1499999, 2899999, 4299999 and 5699999)									
5899999	Total Protected Cells (Sum of 1399999, 2799999, 4199999 and 5599999)									
9999999	Totals									

ANNUAL STATEMENT FOR THE YEAR 2022 OF THE PROGRESSIVE NORTHWESTERN INSURANCE COMPANY

SCHEDULE F - PART 4

Issuing or Confirming Banks for Letters of Credit from Schedule F, Part 3 (\$000 Omitted)

1 Issuing or Confirming Bank Reference Number Used in Col. 23 of Sch F Part 3	2 Letters of Credit Code	3 American Bankers Association (ABA) Routing Number	4 Issuing or Confirming Bank Name	5 Letters of Credit Amount
			NONE	
Total				

ANNUAL STATEMENT FOR THE YEAR 2022 OF THE PROGRESSIVE NORTHWESTERN INSURANCE COMPANY

SCHEDULE F - PART 5

Interrogatories for Schedule F, Part 3 (000 Omitted)

A. Report the five largest provisional commission rates included in the cedant's reinsurance treaties. The commission rate to be reported is by contract with ceded premium in excess of \$50,000:

	1	2	3
	Name of Reinsurer	Commission Rate	Ceded Premium
1.			
2.			
3.			
4.			
5.			

B. Report the five largest reinsurance recoverables reported in Schedule F, Part 3, Column 15, due from any one reinsurer (based on the total recoverables, Schedule F, Part 3,Line 9999999, Column 15), the amount of ceded premium, and indicate whether the recoverables are due from an affiliated insurer.

	1	2	3	4
	Name of Reinsurer	Total Recoverables	Ceded Premiums	Affiliated
6.	Progressive Casualty Insurance Company	473,999	741,718	Yes [X] No []
7.	Swiss Reinsurance America Corporation	29	27	Yes [] No [X]
8.	General Reinsurance Corporation	22		Yes [] No [X]
9.	Insurance Co of the West	7	7	Yes [] No [X]
10.	Accident Fund Ins Co of Amer	6	7	Yes [] No [X]

NOTE: Disclosure of the five largest provisional commission rates should exclude mandatory pools and joint underwriting associations.

SCHEDULE F - PART 6

Restatement of Balance Sheet to Identify Net Credit for Reinsurance

	1 As Reported (Net of Ceded)	2 Restatement Adjustments	3 Restated (Gross of Ceded)
ASSETS (Page 2, Col. 3)			
1. Cash and invested assets (Line 12)	3,154,255,693		3,154,255,693
2. Premiums and considerations (Line 15)	136,962,862		136,962,862
3. Reinsurance recoverable on loss and loss adjustment expense payments (Line 16.1)	5,051,976	(5,051,976)	
4. Funds held by or deposited with reinsured companies (Line 16.2)			
5. Other assets	85,509,772		85,509,772
6. Net amount recoverable from reinsurers		474,069,696	474,069,696
7. Protected cell assets (Line 27)			
8. Totals (Line 28)	3,381,780,303	469,017,720	3,850,798,023
LIABILITIES (Page 3)			
9. Losses and loss adjustment expenses (Lines 1 through 3)	1,356,259,336	227,617,000	1,583,876,336
10. Taxes, expenses, and other obligations (Lines 4 through 8)	143,651,083		143,651,083
11. Unearned premiums (Line 9)	957,696,720	241,400,000	1,199,096,720
12. Advance premiums (Line 10)	5,281,591		5,281,591
13. Dividends declared and unpaid (Line 11.1 and 11.2)			
14. Ceded reinsurance premiums payable (net of ceding commissions (Line 12)	(720)	720	
15. Funds held by company under reinsurance treaties (Line 13)			
16. Amounts withheld or retained by company for account of others (Line 14)			
17. Provision for reinsurance (Line 16)			
18. Other liabilities	34,380,932		34,380,932
19. Total liabilities excluding protected cell business (Line 26)	2,497,268,943	469,017,720	2,966,286,663
20. Protected cell liabilities (Line 27)			
21. Surplus as regards policyholders (Line 37)	884,511,361	XXX	884,511,361
22. Totals (Line 38)	3,381,780,303	469,017,720	3,850,798,023

NOTE: Is the restatement of this exhibit the result of grossing up balances ceded to affiliates under 100 percent reinsurance or pooling arrangements? Yes [X] No []

If yes, give full explanation: SEE NOTES TO FINANCIAL STATEMENTS #26

Schedule H - Part 1 - Analysis of Underwriting Operations

N O N E

Schedule H - Part 2 - Reserves and Liabilities

N O N E

Schedule H - Part 3 - Test of Prior Year's Claim Reserves and Liabilities

N O N E

Schedule H - Part 4 - Reinsurance

N O N E

Schedule H - Part 5 - Health Claims

N O N E

ANNUAL STATEMENT FOR THE YEAR 2022 OF THE PROGRESSIVE NORTHWESTERN INSURANCE COMPANY

SCHEDULE P - PART 1A - HOMEOWNERS/FARMOWNERS

(\$000 OMITTED)

Years in Which Premiums Were Earned and Losses Were Incurred	Premiums Earned			Loss and Loss Expense Payments								12
	1 Direct and Assumed	2 Ceded	3 Net (1 - 2)	Loss Payments		Defense and Cost Containment Payments		Adjusting and Other Payments		10 Salvage and Subrogation Received	11 Total Net Paid Cols (4 - 5 + 6 - 7 + 8 - 9)	Number of Claims Reported Direct and Assumed
				4 Direct and Assumed	5 Ceded	6 Direct and Assumed	7 Ceded	8 Direct and Assumed	9 Ceded			
1. Prior.....	XXX.....	XXX.....	XXX.....									XXX.....
2. 2013.....	3,496.....	4.....	3,492.....	1,541.....		7.....		303.....		7.....	1,851.....	755.....
3. 2014.....	4,113.....	6.....	4,106.....	2,073.....		15.....		426.....		8.....	2,513.....	922.....
4. 2015.....	4,709.....	3.....	4,706.....	1,905.....		14.....		527.....		14.....	2,446.....	843.....
5. 2016.....	5,297.....	6.....	5,291.....	1,794.....		11.....		518.....		15.....	2,322.....	900.....
6. 2017.....	5,868.....	6.....	5,862.....	2,802.....		(1).....		650.....		22.....	3,451.....	1,188.....
7. 2018.....	6,467.....	6.....	6,461.....	2,277.....		28.....		483.....		23.....	2,788.....	1,018.....
8. 2019.....	6,937.....	7.....	6,929.....	3,030.....		88.....		567.....		25.....	3,685.....	1,252.....
9. 2020.....	6,642.....	6.....	6,636.....	3,969.....		5.....		458.....		21.....	4,432.....	1,196.....
10. 2021.....	6,958.....	6.....	6,952.....	3,298.....		19.....		195.....		23.....	3,511.....	982.....
11. 2022.....	7,182.....	139.....	7,043.....	3,350.....	10.....	19.....		209.....		13.....	3,568.....	986.....
12. Totals.....	XXX.....	XXX.....	XXX.....	26,038.....	10.....	204.....		4,335.....		172.....	30,567.....	xxx.....

	Losses Unpaid				Defense and Cost Containment Unpaid				Adjusting and Other Unpaid		23	24	25
	Case Basis		Bulk + IBNR		Case Basis		Bulk + IBNR						
	13	14	15	16	17	18	19	20	21	22			
	Direct and Assumed	Ceded	Direct and Assumed	Ceded	Direct and Assumed	Ceded	Direct and Assumed	Ceded	Direct and Assumed	Ceded			
1. Prior.....	1				1							2	
2. 2013.....													
3. 2014.....													
4. 2015.....													
5. 2016.....													
6. 2017.....													
7. 2018.....	1				1							2	
8. 2019.....	11				1		1		1		1	14	
9. 2020.....	18		6		1		3		1		4	29	1
10. 2021.....	148		23		8		11		20		6	210	3
11. 2022	749		219	2	38		20		109		19	1,133	81
12. Totals	928		248	2	49		35		132		29	1,389	86

	Total Losses and Loss Expenses Incurred			Loss and Loss Expense Percentage (Incurred /Premiums Earned)			Nontabular Discount		34 Inter-Company Pooling Participation Percentage	Net Balance Sheet Reserves After Discount	
	26	27	28	29	30	31	32	33		35	36
	Direct and Assumed	Ceded	Net	Direct and Assumed	Ceded	Net	Loss	Loss Expense		Losses Unpaid	Loss Expenses Unpaid
1. Prior.....	XXX.....	XXX.....	XXX.....	XXX.....	XXX.....	XXX.....			XXX.....	1.....	1.....
2. 2013.....	1,851.....		1,851.....	52.9.....		53.0.....			12.0.....		
3. 2014.....	2,513.....		2,513.....	61.1.....		61.2.....			12.0.....		
4. 2015.....	2,446.....		2,446.....	51.9.....		52.0.....			12.0.....		
5. 2016.....	2,322.....		2,322.....	43.8.....		43.9.....			12.0.....		
6. 2017.....	3,451.....		3,451.....	58.8.....		58.9.....			12.0.....		
7. 2018.....	2,790.....		2,790.....	43.1.....		43.2.....			12.0.....	1.....	1.....
8. 2019.....	3,698.....		3,698.....	53.3.....	0.1.....	53.4.....			12.0.....	11.....	2.....
9. 2020.....	4,461.....		4,461.....	67.2.....	1.6.....	67.2.....			12.0.....	24.....	5.....
10. 2021.....	3,722.....		3,721.....	53.5.....	6.3.....	53.5.....			12.0.....	171.....	39.....
11. 2022.....	4,714.....	13.....	4,701.....	65.6.....	9.0.....	66.7.....			12.0.....	965.....	167.....
12. Totals.....	XXX.....	XXX.....	XXX.....	XXX.....	XXX.....	XXX.....			XXX.....	1,174.....	215.....

ANNUAL STATEMENT FOR THE YEAR 2022 OF THE PROGRESSIVE NORTHWESTERN INSURANCE COMPANY

SCHEDULE P - PART 1B - PRIVATE PASSENGER AUTO LIABILITY/MEDICAL

(\$000 OMITTED)

Years in Which Premiums Were Earned and Losses Were Incurred	Premiums Earned			Loss and Loss Expense Payments								12
	1 Direct and Assumed	2 Ceded	3 Net (1 - 2)	Loss Payments		Defense and Cost Containment Payments		Adjusting and Other Payments		10 Salvage and Subrogation Received	11 Total Net Paid Cols (4 - 5 + 6 - 7 + 8 - 9)	Number of Claims Reported Direct and Assumed
				4 Direct and Assumed	5 Ceded	6 Direct and Assumed	7 Ceded	8 Direct and Assumed	9 Ceded			
1. Prior.....	XXX.....	XXX.....	XXX.....	3,718.....	3,320.....	219.....	3.....	136.....		107.....	751.....	XXX.....
2. 2013.....	657,023.....	9,789.....	647,234.....	410,120.....	7,923.....	14,828.....	48.....	56,312.....		11,710.....	473,289.....	125,598.....
3. 2014.....	692,338.....	10,567.....	681,771.....	420,892.....	4,547.....	15,854.....	16.....	57,342.....		11,133.....	489,526.....	127,932.....
4. 2015.....	694,340.....	10,998.....	683,342.....	440,872.....	5,926.....	17,741.....	29.....	62,735.....		10,877.....	515,393.....	129,520.....
5. 2016.....	743,659.....	11,022.....	732,637.....	485,353.....	8,762.....	19,680.....	49.....	69,181.....		11,546.....	565,403.....	136,511.....
6. 2017.....	861,340.....	12,588.....	848,752.....	526,056.....	6,932.....	21,552.....	33.....	75,019.....		12,455.....	615,661.....	145,045.....
7. 2018.....	1,020,338.....	13,841.....	1,006,497.....	605,671.....	6,962.....	22,945.....	25.....	82,308.....		15,189.....	703,937.....	162,680.....
8. 2019.....	1,170,615.....	16,075.....	1,154,540.....	680,479.....	7,026.....	23,470.....	13.....	89,665.....		17,428.....	786,575.....	178,590.....
9. 2020.....	1,239,256.....	16,482.....	1,222,774.....	584,633.....	6,563.....	14,913.....	24.....	79,324.....		17,201.....	672,282.....	150,128.....
10. 2021.....	1,296,771.....	12,755.....	1,284,015.....	646,790.....	6,938.....	8,788.....	8.....	79,369.....		20,078.....	728,001.....	179,734.....
11. 2022.....	1,329,829.....	13,033.....	1,316,796.....	378,889.....	4,333.....	1,529.....		65,191.....		10,547.....	441,276.....	155,595.....
12. Totals.....	XXX.....	XXX.....	XXX.....	5,183,473.....	69,233.....	161,520.....	248.....	716,582.....		138,270.....	5,992,095.....	xxx.....

	Losses Unpaid				Defense and Cost Containment Unpaid				Adjusting and Other Unpaid		23	24	25
	Case Basis		Bulk + IBNR		Case Basis		Bulk + IBNR						
	13	14	15	16	17	18	19	20	21	22			
	Direct and Assumed	Ceded	Direct and Assumed	Ceded	Direct and Assumed	Ceded	Direct and Assumed	Ceded	Direct and Assumed	Ceded			
1. Prior.....	35,253	33,927	39		520				881			2,767	58
2. 2013.....	3,651	3,487	3		60				78			305	10
3. 2014.....	1,478	988	1,739	1,729	92				107			699	21
4. 2015.....	2,287	1,521	6,661	6,620	189				181			1,176	48
5. 2016.....	5,456	3,657	6,553	6,500	436				418			2,706	113
6. 2017.....	7,690	3,448	5,618	5,563	878				672			5,847	260
7. 2018.....	10,573	1,064	5,027	4,975	2,025				1,388			12,974	586
8. 2019.....	24,264	2,619	20,627	10,334	4,696		3,673		4,157		2,394	44,463	1,073
9. 2020.....	48,348	3,588	23,500	10,368	9,462		3,410		5,843		2,289	76,607	2,098
10. 2021.....	138,867	2,645	38,708	4,407	19,597		5,903		13,817		6,136	209,841	6,928
11. 2022.....	335,945	4,622	142,237	8,061	23,815		10,399		35,085		13,865	534,799	32,375
12. Totals.....	613,813	61,566	250,713	58,558	61,771		23,385		62,626		24,684	892,184	43,571

	Total Losses and Loss Expenses Incurred			Loss and Loss Expense Percentage (Incurred /Premiums Earned)			Nontabular Discount		34	Net Balance Sheet Reserves After Discount	
	26	27	28	29	30	31	32	33	Inter- Company Pooling Participation Percentage	35	36
	Direct and Assumed	Ceded	Net	Direct and Assumed	Ceded	Net	Loss	Loss Expense		Losses Unpaid	Loss Expenses Unpaid
1. Prior.....	XXX.....	XXX.....	XXX.....	XXX.....	XXX.....	XXX.....			XXX.....	1,365.....	1,402.....
2. 2013.....	485,052.....	11,458.....	473,595.....	73.8.....	117.0.....	73.2.....			12.0.....	167.....	138.....
3. 2014.....	497,505.....	7,280.....	490,225.....	71.9.....	68.9.....	71.9.....			12.0.....	499.....	199.....
4. 2015.....	530,666.....	14,097.....	516,569.....	76.4.....	128.2.....	75.6.....			12.0.....	807.....	369.....
5. 2016.....	587,077.....	18,968.....	568,109.....	78.9.....	172.1.....	77.5.....			12.0.....	1,853.....	853.....
6. 2017.....	637,484.....	15,977.....	621,508.....	74.0.....	126.9.....	73.2.....			12.0.....	4,297.....	1,550.....
7. 2018.....	729,938.....	13,026.....	716,911.....	71.5.....	94.1.....	71.2.....			12.0.....	9,561.....	3,413.....
8. 2019.....	851,030.....	19,991.....	831,038.....	72.7.....	124.4.....	72.0.....			12.0.....	31,937.....	12,526.....
9. 2020.....	769,433.....	20,544.....	748,890.....	62.1.....	124.6.....	61.2.....			12.0.....	57,892.....	18,715.....
10. 2021.....	951,841.....	13,998.....	937,842.....	73.4.....	109.7.....	73.0.....			12.0.....	170,524.....	39,317.....
11. 2022.....	993,091.....	17,016.....	976,075.....	74.7.....	130.6.....	74.1.....			12.0.....	465,499.....	69,300.....
12. Totals.....	XXX.....	XXX.....	XXX.....	XXX.....	XXX.....	XXX.....			XXX.....	744,402.....	147,782.....

ANNUAL STATEMENT FOR THE YEAR 2022 OF THE PROGRESSIVE NORTHWESTERN INSURANCE COMPANY

SCHEDULE P - PART 1C - COMMERCIAL AUTO/TRUCK LIABILITY/MEDICAL

(\$000 OMITTED)

Years in Which Premiums Were Earned and Losses Were Incurred	Premiums Earned			Loss and Loss Expense Payments								12
	1 Direct and Assumed	2 Ceded	3 Net (1 - 2)	Loss Payments		Defense and Cost Containment Payments		Adjusting and Other Payments		10 Salvage and Subrogation Received	11 Total Net Paid Cols (4 - 5 + 6 - 7 + 8 - 9)	Number of Claims Reported Direct and Assumed
				4 Direct and Assumed	5 Ceded	6 Direct and Assumed	7 Ceded	8 Direct and Assumed	9 Ceded			
1. Prior.....	XXX.....	XXX.....	XXX.....	295.....	238.....	23.....	1.....	7.....		5.....	87.....	XXX.....
2. 2013.....	67,923.....	493.....	67,431.....	38,305.....	412.....	2,047.....	4.....	3,755.....		530.....	43,690.....	5,822.....
3. 2014.....	70,439.....	478.....	69,961.....	37,061.....	275.....	2,193.....	9.....	3,828.....		478.....	42,798.....	5,713.....
4. 2015.....	77,215.....	371.....	76,843.....	40,141.....	29.....	2,252.....		4,352.....		533.....	46,716.....	6,236.....
5. 2016.....	97,564.....	362.....	97,202.....	60,080.....	860.....	3,291.....	6.....	5,765.....		658.....	68,270.....	7,880.....
6. 2017.....	114,346.....	424.....	113,922.....	67,834.....	260.....	3,540.....		6,467.....		745.....	77,581.....	8,395.....
7. 2018.....	145,987.....	499.....	145,489.....	82,813.....	569.....	4,371.....	1.....	7,731.....		975.....	94,345.....	9,461.....
8. 2019.....	184,558.....	691.....	183,867.....	99,531.....	466.....	5,030.....		9,366.....		1,204.....	113,461.....	10,649.....
9. 2020.....	206,893.....	780.....	206,112.....	80,549.....	325.....	3,501.....	12.....	9,000.....		1,171.....	92,714.....	9,288.....
10. 2021.....	294,611.....	2,089.....	292,522.....	85,995.....	1,224.....	2,802.....	15.....	11,268.....		1,706.....	98,827.....	13,245.....
11. 2022.....	371,512.....	4,829.....	366,683.....	42,577.....	911.....	779.....	15.....	9,387.....		947.....	51,817.....	14,320.....
12. Totals.....	XXX.....	XXX.....	XXX.....	635,181.....	5,569.....	29,831.....	63.....	70,927.....		8,952.....	730,307.....	xxx.....

	Losses Unpaid				Defense and Cost Containment Unpaid				Adjusting and Other Unpaid		23	24	25
	Case Basis		Bulk + IBNR		Case Basis		Bulk + IBNR						
	13	14	15	16	17	18	19	20	21	22			
	Direct and Assumed	Ceded	Direct and Assumed	Ceded	Direct and Assumed	Ceded	Direct and Assumed	Ceded	Direct and Assumed	Ceded			
1. Prior.....	2,189	2,148			17				49			106	3
2. 2013.....	162	76			4				7			98	1
3. 2014.....	72	38			8				5			48	1
4. 2015.....	629	120			26				7			543	2
5. 2016.....	991	146	5		79				28			957	8
6. 2017.....	2,055		4		169				56			2,283	18
7. 2018.....	5,540	336	10		497				150			5,861	49
8. 2019.....	15,420	19	823	2	1,586		217		471		143	18,495	136
9. 2020.....	31,131	289	2,108	6	3,042		492		1,003		153	37,482	265
10. 2021.....	92,318	1,243	8,702	206	7,842	80	1,054	12	3,505		446	111,880	957
11. 2022	151,682	3,566	34,389	578	11,305	241	3,315	32	8,687		781	204,961	3,775
12. Totals	302,191	7,980	46,041	792	24,574	321	5,079	44	13,967		1,523	382,714	5,214

	Total Losses and Loss Expenses Incurred			Loss and Loss Expense Percentage (Incurred /Premiums Earned)			Nontabular Discount		34 Inter-Company Pooling Participation Percentage	Net Balance Sheet Reserves After Discount	
	26	27	28	29	30	31	32	33		35	36
	Direct and Assumed	Ceded	Net	Direct and Assumed	Ceded	Net	Loss	Loss Expense		Losses Unpaid	Loss Expenses Unpaid
1. Prior.....	XXX.....	XXX.....	XXX.....	XXX.....	XXX.....	XXX.....			XXX.....	41.....	65.....
2. 2013.....	44,279.....	492.....	43,788.....	65.2.....	99.8.....	64.9.....			12.0.....	87.....	11.....
3. 2014.....	43,169.....	322.....	42,846.....	61.3.....	67.4.....	61.2.....			12.0.....	35.....	13.....
4. 2015.....	47,408.....	149.....	47,259.....	61.4.....	40.1.....	61.5.....			12.0.....	509.....	33.....
5. 2016.....	70,238.....	1,011.....	69,227.....	72.0.....	279.2.....	71.2.....			12.0.....	850.....	107.....
6. 2017.....	80,125.....	260.....	79,864.....	70.1.....	61.5.....	70.1.....			12.0.....	2,058.....	225.....
7. 2018.....	101,111.....	905.....	100,206.....	69.3.....	181.6.....	68.9.....			12.0.....	5,214.....	647.....
8. 2019.....	132,444.....	488.....	131,956.....	71.8.....	70.7.....	71.8.....			12.0.....	16,222.....	2,274.....
9. 2020.....	130,828.....	632.....	130,196.....	63.2.....	80.9.....	63.2.....			12.0.....	32,945.....	4,537.....
10. 2021.....	213,487.....	2,779.....	210,707.....	72.5.....	133.1.....	72.0.....			12.0.....	99,571.....	12,309.....
11. 2022.....	262,122.....	5,343.....	256,778.....	70.6.....	110.7.....	70.0.....			12.0.....	181,927.....	23,034.....
12. Totals.....	XXX.....	XXX.....	XXX.....	XXX.....	XXX.....	XXX.....			XXX.....	339,459.....	43,255.....

ANNUAL STATEMENT FOR THE YEAR 2022 OF THE PROGRESSIVE NORTHWESTERN INSURANCE COMPANY

SCHEDULE P - PART 1D - WORKERS' COMPENSATION
(EXCLUDING EXCESS WORKERS' COMPENSATION)

(\$000 OMITTED)

Years in Which Premiums Were Earned and Losses Were Incurred	Premiums Earned			Loss and Loss Expense Payments								12
	1 Direct and Assumed	2 Ceded	3 Net (1 - 2)	Loss Payments		Defense and Cost Containment Payments		Adjusting and Other Payments		10 Salvage and Subrogation Received	11 Total Net Paid Cols (4 - 5 + 6 - 7 + 8 - 9)	Number of Claims Reported Direct and Assumed
				4 Direct and Assumed	5 Ceded	6 Direct and Assumed	7 Ceded	8 Direct and Assumed	9 Ceded			
1. Prior.....	XXX.....	XXX.....	XXX.....	8.....							8.....	XXX.....
2. 2013.....												
3. 2014.....												
4. 2015.....												
5. 2016.....												
6. 2017.....												
7. 2018.....												
8. 2019.....												
9. 2020.....												
10. 2021.....												
11. 2022.....												
12. Totals	XXX	XXX	XXX	8							8	XXX

	Losses Unpaid				Defense and Cost Containment Unpaid				Adjusting and Other Unpaid		23	24	25
	Case Basis		Bulk + IBNR		Case Basis		Bulk + IBNR		Adjusting and Other Unpaid		Salvage and Subrogation Anticipated	Total Net Losses and Expenses Unpaid	Number of Claims Outstanding Direct and Assumed
	13	14	15	16	17	18	19	20	21	22			
	Direct and Assumed	Ceded	Direct and Assumed	Ceded	Direct and Assumed	Ceded	Direct and Assumed	Ceded	Direct and Assumed	Ceded			
1. Prior.....	203				5				2			210	
2. 2013.....													
3. 2014.....													
4. 2015.....													
5. 2016.....													
6. 2017.....													
7. 2018.....													
8. 2019.....													
9. 2020.....													
10. 2021.....													
11. 2022													
12. Totals	203				5				2			210	

	Total Losses and Loss Expenses Incurred			Loss and Loss Expense Percentage (Incurred /Premiums Earned)			Nontabular Discount		34	Net Balance Sheet Reserves After Discount	
	26	27	28	29	30	31	32	33	Inter- Company Pooling Participation Percentage	35	36
	Direct and Assumed	Ceded	Net	Direct and Assumed	Ceded	Net	Loss	Loss Expense		Losses Unpaid	Loss Expenses Unpaid
1. Prior.....	XXX	XXX	XXX	XXX	XXX	XXX			XXX	203	7
2. 2013.....									12.0		
3. 2014.....									12.0		
4. 2015.....									12.0		
5. 2016.....									12.0		
6. 2017.....									12.0		
7. 2018.....									12.0		
8. 2019.....									12.0		
9. 2020.....									12.0		
10. 2021.....									12.0		
11. 2022									12.0		
12. Totals	XXX	XXX	XXX	XXX	XXX	XXX			XXX	203	7

ANNUAL STATEMENT FOR THE YEAR 2022 OF THE PROGRESSIVE NORTHWESTERN INSURANCE COMPANY

SCHEDULE P - PART 1E - COMMERCIAL MULTIPLE PERIL

(\$000 OMITTED)

Years in Which Premiums Were Earned and Losses Were Incurred	Premiums Earned			Loss and Loss Expense Payments								12
	1 Direct and Assumed	2 Ceded	3 Net (1 - 2)	Loss Payments		Defense and Cost Containment Payments		Adjusting and Other Payments		10 Salvage and Subrogation Received	11 Total Net Paid Cols (4 - 5 + 6 - 7 + 8 - 9)	Number of Claims Reported Direct and Assumed
				4	5	6	7	8	9			
				Direct and Assumed	Ceded	Direct and Assumed	Ceded	Direct and Assumed	Ceded			
1. Prior.....	XXX.....	XXX.....	XXX.....									XXX.....
2. 2013.....												
3. 2014.....												
4. 2015.....												
5. 2016.....												
6. 2017.....												
7. 2018.....												
8. 2019.....	9.....		9.....	1.....							1.....	
9. 2020.....	57.....	12.....	45.....	8.....							8.....	1.....
10. 2021.....	297.....	8.....	289.....	172.....	2.....	9.....		2.....		1.....	181.....	11.....
11. 2022.....	907.....	26.....	881.....	202.....	3.....	2.....		4.....		7.....	205.....	25.....
12. Totals	XXX	XXX	XXX	383	5	11		5		8	395	XXX

	Losses Unpaid				Defense and Cost Containment Unpaid				Adjusting and Other Unpaid		23	24	25
	Case Basis		Bulk + IBNR		Case Basis		Bulk + IBNR						
	13	14	15	16	17	18	19	20	21	22			
	Direct and Assumed	Ceded	Direct and Assumed	Ceded	Direct and Assumed	Ceded	Direct and Assumed	Ceded	Direct and Assumed	Ceded			
1. Prior.....													
2. 2013.....													
3. 2014.....													
4. 2015.....													
5. 2016.....													
6. 2017.....													
7. 2018.....													
8. 2019.....													
9. 2020.....			1									2	
10. 2021.....	48		23		7		5		10			92	
11. 2022	240		206	3	34		32		66			573	7
12. Totals	288		230	4	40		37		76			667	8

	Total Losses and Loss Expenses Incurred			Loss and Loss Expense Percentage (Incurred /Premiums Earned)			Nontabular Discount		34 Inter-Company Pooling Participation Percentage	Net Balance Sheet Reserves After Discount	
	26	27	28	29	30	31	32	33		35	36
	Direct and Assumed	Ceded	Net	Direct and Assumed	Ceded	Net	Loss	Loss Expense		Losses Unpaid	Loss Expenses Unpaid
1. Prior.....	XXX	XXX	XXX	XXX	XXX	XXX			XXX		
2. 2013.....									12.0		
3. 2014.....									12.0		
4. 2015.....									12.0		
5. 2016.....									12.0		
6. 2017.....									12.0		
7. 2018.....									12.0		
8. 2019.....	1		1	7.5	(0.3)	7.6			12.0		
9. 2020.....	10		10	17.3	0.2	21.8			12.0	1	
10. 2021.....	275	2	273	92.7	28.3	94.4			12.0	71	22
11. 2022.....	785	7	778	86.6	26.4	88.4			12.0	442	131
12. Totals	XXX	XXX	XXX	XXX	XXX	XXX			XXX	514	153

ANNUAL STATEMENT FOR THE YEAR 2022 OF THE PROGRESSIVE NORTHWESTERN INSURANCE COMPANY

SCHEDULE P - PART 1F - SECTION 1 - MEDICAL PROFESSIONAL LIABILITY - OCCURRENCE

(\$000 OMITTED)

Years in Which Premiums Were Earned and Losses Were Incurred	Premiums Earned			Loss and Loss Expense Payments								12
	1 Direct and Assumed	2 Ceded	3 Net (1 - 2)	Loss Payments		Defense and Cost Containment Payments		Adjusting and Other Payments		10 Salvage and Subrogation Received	11 Total Net Paid Cols (4 - 5 + 6 - 7 + 8 - 9)	Number of Claims Reported Direct and Assumed
				4	5	6	7	8	9			
				Direct and Assumed	Ceded	Direct and Assumed	Ceded	Direct and Assumed	Ceded			
1. Prior.....	XXX	XXX	XXX									XXX
2. 2013.....												
3. 2014.....												
4. 2015.....												
5. 2016.....												
6. 2017.....												
7. 2018.....												
8. 2019.....												
9. 2020.....												
10. 2021.....												
11. 2022.....												
12. Totals	XXX	XXX	XXX									XXX

	Losses Unpaid				Defense and Cost Containment Unpaid				Adjusting and Other Unpaid		23	24	25
	Case Basis		Bulk + IBNR		Case Basis		Bulk + IBNR						
	13	14	15	16	17	18	19	20	21	22			
	Direct and Assumed	Ceded	Direct and Assumed	Ceded	Direct and Assumed	Ceded	Direct and Assumed	Ceded	Direct and Assumed	Ceded			
1. Prior.....													
2. 2013.....													
3. 2014.....													
4. 2015.....													
5. 2016.....													
6. 2017.....													
7. 2018.....													
8. 2019.....													
9. 2020.....													
10. 2021.....													
11. 2022.....													
12. Totals													

	Total Losses and Loss Expenses Incurred			Loss and Loss Expense Percentage (Incurred /Premiums Earned)			Nontabular Discount		34 Inter-Company Pooling Participation Percentage	Net Balance Sheet Reserves After Discount	
	26	27	28	29	30	31	32	33		35	36
	Direct and Assumed	Ceded	Net	Direct and Assumed	Ceded	Net	Loss	Loss Expense		Losses Unpaid	Loss Expenses Unpaid
1. Prior.....	XXX	XXX	XXX	XXX	XXX	XXX			XXX		
2. 2013.....											
3. 2014.....											
4. 2015.....											
5. 2016.....											
6. 2017.....											
7. 2018.....											
8. 2019.....											
9. 2020.....											
10. 2021.....											
11. 2022.....											
12. Totals	XXX	XXX	XXX	XXX	XXX	XXX			XXX		

ANNUAL STATEMENT FOR THE YEAR 2022 OF THE PROGRESSIVE NORTHWESTERN INSURANCE COMPANY

SCHEDULE P - PART 1F - SECTION 2 - MEDICAL PROFESSIONAL LIABILITY - CLAIMS-MADE

(\$000 OMITTED)

Years in Which Premiums Were Earned and Losses Were Incurred	Premiums Earned			Loss and Loss Expense Payments								12
	1 Direct and Assumed	2 Ceded	3 Net (1 - 2)	Loss Payments		Defense and Cost Containment Payments		Adjusting and Other Payments		10 Salvage and Subrogation Received	11 Total Net Paid Cols (4 - 5 + 6 - 7 + 8 - 9)	Number of Claims Reported Direct and Assumed
				4	5	6	7	8	9			
				Direct and Assumed	Ceded	Direct and Assumed	Ceded	Direct and Assumed	Ceded			
1. Prior.....	XXX.....	XXX.....	XXX.....									XXX.....
2. 2013.....	4.....		4.....									
3. 2014.....	4.....		4.....									
4. 2015.....	4.....		4.....									
5. 2016.....	4.....		4.....									
6. 2017.....	4.....		4.....									
7. 2018.....	4.....		4.....									
8. 2019.....	4.....		4.....									
9. 2020.....	4.....		4.....									
10. 2021.....	4.....		4.....									
11. 2022.....	4		4									
12. Totals	XXX	XXX	XXX									XXX

	Losses Unpaid				Defense and Cost Containment Unpaid				Adjusting and Other Unpaid		23	24	25
	Case Basis		Bulk + IBNR		Case Basis		Bulk + IBNR						
	13	14	15	16	17	18	19	20	21	22			
	Direct and Assumed	Ceded	Direct and Assumed	Ceded	Direct and Assumed	Ceded	Direct and Assumed	Ceded	Direct and Assumed	Ceded			
1. Prior.....													
2. 2013.....													
3. 2014.....													
4. 2015.....													
5. 2016.....													
6. 2017.....													
7. 2018.....													
8. 2019.....													
9. 2020.....													
10. 2021.....													
11. 2022.....													
12. Totals													

	Total Losses and Loss Expenses Incurred			Loss and Loss Expense Percentage (Incurred /Premiums Earned)			Nontabular Discount		34 Inter-Company Pooling Participation Percentage	Net Balance Sheet Reserves After Discount	
	26	27	28	29	30	31	32	33		35	36
	Direct and Assumed	Ceded	Net	Direct and Assumed	Ceded	Net	Loss	Loss Expense		Losses Unpaid	Loss Expenses Unpaid
1. Prior.....	XXX.....	XXX.....	XXX.....	XXX.....	XXX.....	XXX.....			XXX.....		
2. 2013.....									12.0		
3. 2014.....									12.0		
4. 2015.....									12.0		
5. 2016.....									12.0		
6. 2017.....									12.0		
7. 2018.....									12.0		
8. 2019.....				(0.1)		(0.1)			12.0		
9. 2020.....				0.3		0.3			12.0		
10. 2021.....				0.6		0.6			12.0		
11. 2022.....				(2.3)		(2.3)			12.0		
12. Totals	XXX	XXX	XXX	XXX	XXX	XXX			XXX		

ANNUAL STATEMENT FOR THE YEAR 2022 OF THE PROGRESSIVE NORTHWESTERN INSURANCE COMPANY

**SCHEDULE P - PART 1G - SPECIAL LIABILITY (OCEAN MARINE, AIRCRAFT (ALL PERILS),
BOILER AND MACHINERY)**

(\$000 OMITTED)

Years in Which Premiums Were Earned and Losses Were Incurred	Premiums Earned			Loss and Loss Expense Payments								12
	1	2	3	Loss Payments		Defense and Cost Containment Payments		Adjusting and Other Payments		10	11	Number of Claims Reported Direct and Assumed
	Direct and Assumed	Ceded	Net (1 - 2)	4 Direct and Assumed	5 Ceded	6 Direct and Assumed	7 Ceded	8 Direct and Assumed	9 Ceded	Salvage and Subrogation Received	Total Net Paid Cols (4 - 5 + 6 - 7 + 8 - 9)	
1. Prior.....	XXX.....	XXX.....	XXX.....									XXX.....
2. 2013.....												XXX.....
3. 2014.....												XXX.....
4. 2015.....												XXX.....
5. 2016.....												XXX.....
6. 2017.....												XXX.....
7. 2018.....												XXX.....
8. 2019.....												XXX.....
9. 2020.....												XXX.....
10. 2021.....												XXX.....
11. 2022.....												XXX.....
12. Totals	XXX	XXX	XXX									XXX

	Losses Unpaid				Defense and Cost Containment Unpaid				Adjusting and Other Unpaid		23	24	25
	Case Basis		Bulk + IBNR		Case Basis		Bulk + IBNR		Adjusting and Other Unpaid		Salvage and Subrogation Anticipated	Total Net Losses and Expenses Unpaid	Number of Claims Outstanding Direct and Assumed
	13	14	15	16	17	18	19	20	21	22			
	Direct and Assumed	Ceded	Direct and Assumed	Ceded	Direct and Assumed	Ceded	Direct and Assumed	Ceded	Direct and Assumed	Ceded			
1. Prior.....													
2. 2013.....													
3. 2014.....													
4. 2015.....													
5. 2016.....													
6. 2017.....													
7. 2018.....													
8. 2019.....													
9. 2020.....													
10. 2021.....													
11. 2022.....													
12. Totals													

	Total Losses and Loss Expenses Incurred			Loss and Loss Expense Percentage (Incurred /Premiums Earned)			Nontabular Discount		34	Net Balance Sheet Reserves After Discount	
	26	27	28	29	30	31	32	33	Inter-Company Pooling Participation Percentage	35	36
	Direct and Assumed	Ceded	Net	Direct and Assumed	Ceded	Net	Loss	Loss Expense		Losses Unpaid	Loss Expenses Unpaid
1. Prior.....	XXX.....	XXX.....	XXX.....	XXX.....	XXX.....	XXX.....			XXX.....		
2. 2013.....											
3. 2014.....											
4. 2015.....											
5. 2016.....											
6. 2017.....											
7. 2018.....											
8. 2019.....											
9. 2020.....											
10. 2021.....											
11. 2022.....											
12. Totals	XXX	XXX	XXX	XXX	XXX	XXX			XXX		

ANNUAL STATEMENT FOR THE YEAR 2022 OF THE PROGRESSIVE NORTHWESTERN INSURANCE COMPANY

SCHEDULE P - PART 1H - SECTION 1 - OTHER LIABILITY - OCCURRENCE

(\$000 OMITTED)

Years in Which Premiums Were Earned and Losses Were Incurred	Premiums Earned			Loss and Loss Expense Payments								12
	1 Direct and Assumed	2 Ceded	3 Net (1 - 2)	Loss Payments		Defense and Cost Containment Payments		Adjusting and Other Payments		10 Salvage and Subrogation Received	11 Total Net Paid Cols (4 - 5 + 6 - 7 + 8 - 9)	Number of Claims Reported Direct and Assumed
				4 Direct and Assumed	5 Ceded	6 Direct and Assumed	7 Ceded	8 Direct and Assumed	9 Ceded			
1. Prior.....	XXX.....	XXX.....	XXX.....	1	35	15	2				(20)	XXX.....
2. 2013.....	8,434.....	542.....	7,892.....	2,699	312	381	8	348		17	3,109	620
3. 2014.....	8,680.....	617.....	8,062.....	2,036	123	83	2	329		29	2,323	641
4. 2015.....	8,636.....	636.....	8,000.....	2,569	256	144	2	404		20	2,860	640
5. 2016.....	8,848.....	678.....	8,171.....	3,590	319	296		419		18	3,986	701
6. 2017.....	9,147.....	742.....	8,404.....	3,691	440	148	2	623		24	4,019	778
7. 2018.....	9,853.....	895.....	8,958.....	3,183	211	170	1	555		31	3,696	677
8. 2019.....	10,992.....	1,102.....	9,891.....	3,867	562	201	4	384		10	3,887	534
9. 2020.....	11,814.....	557.....	11,256.....	4,502	210	120	1	499		30	4,910	688
10. 2021.....	13,465.....	122.....	13,344.....	2,699	31	78		402		21	3,148	546
11. 2022.....	14,680.....	107.....	14,573.....	3,037	18	20		409		15	3,449	818
12. Totals.....	XXX.....	XXX.....	XXX.....	31,876	2,517	1,657	21	4,371		215	35,367	XXX.....

	Losses Unpaid				Defense and Cost Containment Unpaid				Adjusting and Other Unpaid		23	24	25
	Case Basis		Bulk + IBNR		Case Basis		Bulk + IBNR						
	13	14	15	16	17	18	19	20	21	22			
	Direct and Assumed	Ceded	Direct and Assumed	Ceded	Direct and Assumed	Ceded	Direct and Assumed	Ceded	Direct and Assumed	Ceded			
1. Prior.....	314	21	443	122	108	23	221	72				849	
2. 2013.....	3				3				1			6	
3. 2014.....	5				2				1			8	
4. 2015.....													
5. 2016.....	74				12				3			88	1
6. 2017.....	60	9			4				2			56	1
7. 2018.....	255	73			15	1			4			201	2
8. 2019.....	272	72	96	40	46	4	7		10		1	316	5
9. 2020.....	748	35	278	51	86	1	10	1	27		2	1,062	11
10. 2021.....	1,218	44	702	19	183		42		76		3	2,158	24
11. 2022.....	2,174	58	1,645	28	191		93	1	339		16	4,355	103
12. Totals.....	5,122	311	3,163	259	651	29	374	74	463		22	9,100	148

	Total Losses and Loss Expenses Incurred			Loss and Loss Expense Percentage (Incurred /Premiums Earned)			Nontabular Discount		34 Inter-Company Pooling Participation Percentage	Net Balance Sheet Reserves After Discount	
	26	27	28	29	30	31	32	33		35	36
	Direct and Assumed	Ceded	Net	Direct and Assumed	Ceded	Net	Loss	Loss Expense		Losses Unpaid	Loss Expenses Unpaid
1. Prior.....	XXX.....	XXX.....	XXX.....	XXX.....	XXX.....	XXX.....			XXX.....	614.....	235.....
2. 2013.....	3,434.....	320.....	3,115.....	40.7.....	59.0.....	39.5.....			12.0.....	3.....	3.....
3. 2014.....	2,457.....	125.....	2,331.....	28.3.....	20.3.....	28.9.....			12.0.....	5.....	3.....
4. 2015.....	3,117.....	258.....	2,860.....	36.1.....	40.5.....	35.7.....			12.0.....		
5. 2016.....	4,393.....	319.....	4,073.....	49.6.....	47.1.....	49.9.....			12.0.....	74.....	14.....
6. 2017.....	4,527.....	451.....	4,076.....	49.5.....	60.8.....	48.5.....			12.0.....	51.....	6.....
7. 2018.....	4,182.....	285.....	3,897.....	42.4.....	31.9.....	43.5.....			12.0.....	182.....	19.....
8. 2019.....	4,884.....	680.....	4,203.....	44.4.....	61.8.....	42.5.....			12.0.....	256.....	60.....
9. 2020.....	6,271.....	298.....	5,973.....	53.1.....	53.5.....	53.1.....			12.0.....	940.....	122.....
10. 2021.....	5,400.....	93.....	5,307.....	40.1.....	76.8.....	39.8.....			12.0.....	1,857.....	301.....
11. 2022.....	7,908.....	105.....	7,804.....	53.9.....	97.6.....	53.5.....			12.0.....	3,733.....	621.....
12. Totals.....	XXX.....	XXX.....	XXX.....	XXX.....	XXX.....	XXX.....			XXX.....	7,715.....	1,385.....

ANNUAL STATEMENT FOR THE YEAR 2022 OF THE PROGRESSIVE NORTHWESTERN INSURANCE COMPANY

SCHEDULE P - PART 1H - SECTION 2 - OTHER LIABILITY - CLAIMS-MADE

(\$000 OMITTED)

Years in Which Premiums Were Earned and Losses Were Incurred	Premiums Earned			Loss and Loss Expense Payments								12
	1 Direct and Assumed	2 Ceded	3 Net (1 - 2)	Loss Payments		Defense and Cost Containment Payments		Adjusting and Other Payments		10 Salvage and Subrogation Received	11 Total Net Paid Cols (4 - 5 + 6 - 7 + 8 - 9)	Number of Claims Reported Direct and Assumed
				4	5	6	7	8	9			
				Direct and Assumed	Ceded	Direct and Assumed	Ceded	Direct and Assumed	Ceded			
1. Prior.....	XXX.....	XXX.....	XXX.....	109.....	104.....	1.....	1.....				6.....	XXX.....
2. 2013.....	286.....	265.....	21.....	17.....	17.....							3.....
3. 2014.....	60.....	21.....	39.....									
4. 2015.....	42.....	58.....	(16).....					1.....			1.....	
5. 2016.....	38.....	7.....	31.....	1.....							1.....	
6. 2017.....	34.....	1.....	33.....									
7. 2018.....	33.....		33.....	1,800.....				3.....			1,803.....	
8. 2019.....	34.....		34.....									
9. 2020.....	35.....	2.....	33.....	6,002.....							6,002.....	
10. 2021.....	113.....	11.....	102.....	2,400.....				1.....			2,401.....	
11. 2022.....	141.....	34.....	108.....	1.....	1.....							
12. Totals.....	XXX.....	XXX.....	XXX.....	10,330.....	121.....	1.....	1.....	5.....			10,214.....	XXX.....

	Losses Unpaid				Defense and Cost Containment Unpaid				Adjusting and Other Unpaid		23	24	25
	Case Basis		Bulk + IBNR		Case Basis		Bulk + IBNR		Adjusting and Other Unpaid		Salvage and Subrogation Anticipated	Total Net Losses and Expenses Unpaid	Number of Claims Outstanding Direct and Assumed
	13	14	15	16	17	18	19	20	21	22			
	Direct and Assumed	Ceded	Direct and Assumed	Ceded	Direct and Assumed	Ceded	Direct and Assumed	Ceded	Direct and Assumed	Ceded			
1. Prior.....	78	74			1	1						4	
2. 2013.....													
3. 2014.....													
4. 2015.....													
5. 2016.....													
6. 2017.....													
7. 2018.....													
8. 2019.....							3		4			7	
9. 2020.....							3		4			7	
10. 2021.....			601				12		16			629	
11. 2022			5,187	8			13		17			5,209	
12. Totals	78	74	5,789	8	1	1	32		40			5,857	

	Total Losses and Loss Expenses Incurred			Loss and Loss Expense Percentage (Incurred /Premiums Earned)			Nontabular Discount		34 Inter-Company Pooling Participation Percentage	Net Balance Sheet Reserves After Discount	
	26	27	28	29	30	31	32	33		35	36
	Direct and Assumed	Ceded	Net	Direct and Assumed	Ceded	Net	Loss	Loss Expense		Losses Unpaid	Loss Expenses Unpaid
1. Prior.....	XXX	XXX	XXX	XXX	XXX	XXX			XXX	4	
2. 2013.....	17	17		5.9	6.4	0.2			12.0		
3. 2014.....				0.1		0.1			12.0		
4. 2015.....	1		1	1.9		(5.1)			12.0		
5. 2016.....	1		1	2.7		3.3			12.0		
6. 2017.....				0.3		0.3			12.0		
7. 2018.....	1,803		1,803	5,478.9		5,478.9			12.0		
8. 2019.....	7		7	21.9	4.4	22.0			12.0		7
9. 2020.....	6,009		6,009	17,200.7	0.3	18,307.5			12.0		7
10. 2021.....	3,030		3,030	2,683.0	0.2	2,984.4			12.0	601	28
11. 2022	5,218	9	5,209	3,690.0	27.0	4,827.8			12.0	5,180	30
12. Totals	XXX	XXX	XXX	XXX	XXX	XXX			XXX	5,785	72

ANNUAL STATEMENT FOR THE YEAR 2022 OF THE PROGRESSIVE NORTHWESTERN INSURANCE COMPANY

SCHEDULE P - PART 11 - SPECIAL PROPERTY (FIRE, ALLIED LINES, INLAND MARINE,
EARTHQUAKE, BURGLARY AND THEFT)

(\$000 OMITTED)

Years in Which Premiums Were Earned and Losses Were Incurred	Premiums Earned			Loss and Loss Expense Payments							12	
	1	2	3	Loss Payments		Defense and Cost Containment Payments		Adjusting and Other Payments		10	11	Number of Claims Reported Direct and Assumed
				4	5	6	7	8	9			
Direct and Assumed	Ceded	Net (1 - 2)	Direct and Assumed	Ceded	Direct and Assumed	Ceded	Direct and Assumed	Ceded	Salvage and Subrogation Received	Total Net Paid Cols (4 - 5 + 6 - 7 + 8 - 9)		
1. Prior.....	XXX.....	XXX.....	XXX.....	(13)		33		31		290	51	XXX.....
2. 2021.....	41,177		41,177	15,834		34		3,322		1,730	19,190	XXX.....
3. 2022	48,344		48,344	26,880		14		3,358		1,614	30,252	XXX
4. Totals	XXX	XXX	XXX	42,701		82		6,711		3,635	49,494	XXX

	Losses Unpaid				Defense and Cost Containment Unpaid				Adjusting and Other Unpaid		23	24	25
	Case Basis		Bulk + IBNR		Case Basis		Bulk + IBNR						
	13	14	15	16	17	18	19	20	21	22			
	Direct and Assumed	Ceded	Direct and Assumed	Ceded	Direct and Assumed	Ceded	Direct and Assumed	Ceded	Direct and Assumed	Ceded			
1. Prior	71		6		5		7		4		121	93	4
2. 2021	271		62		13		37		25		155	407	14
3. 2022	4,278		2,358		150		65		498		1,846	7,349	324
4. Totals	4,619		2,425		169		109		526		2,121	7,849	342

	Total Losses and Loss Expenses Incurred			Loss and Loss Expense Percentage (Incurred /Premiums Earned)			Nontabular Discount		34 Inter-Company Pooling Participation Percentage	Net Balance Sheet Reserves After Discount	
	26	27	28	29	30	31	32	33		35	36
	Direct and Assumed	Ceded	Net	Direct and Assumed	Ceded	Net	Loss	Loss Expense		Losses Unpaid	Loss Expenses Unpaid
1. Prior	XXX.....	XXX.....	XXX.....	XXX.....	XXX.....	XXX.....			XXX.....	77	16
2. 2021.....	19,598		19,598	47.6		47.6			12.0	333	75
3. 2022	37,601		37,601	77.8		77.8			12.0	6,635	713
4. Totals	XXX	XXX	XXX	XXX	XXX	XXX			XXX	7,045	804

ANNUAL STATEMENT FOR THE YEAR 2022 OF THE PROGRESSIVE NORTHWESTERN INSURANCE COMPANY

SCHEDULE P - PART 1J - AUTO PHYSICAL DAMAGE

(\$000 OMITTED)

Years in Which Premiums Were Earned and Losses Were Incurred	Premiums Earned			Loss and Loss Expense Payments								12
	1 Direct and Assumed	2 Ceded	3 Net (1 - 2)	Loss Payments		Defense and Cost Containment Payments		Adjusting and Other Payments		10 Salvage and Subrogation Received	11 Total Net Paid Cols (4 - 5 + 6 - 7 + 8 - 9)	Number of Claims Reported Direct and Assumed
				4 Direct and Assumed	5 Ceded	6 Direct and Assumed	7 Ceded	8 Direct and Assumed	9 Ceded			
1. Prior.....	XXX.....	XXX.....	XXX.....	(205).....	1,054.....	700.....	3,747.....	1,549.....	XXX.....
2. 2021.....	860,510.....	191.....	860,319.....	613,135.....	187.....	804.....	71,520.....	177,378.....	685,272.....	358,052.....
3. 2022.....	965,358.....	316.....	965,042.....	682,182.....	382.....	283.....	71,884.....	103,916.....	753,966.....	335,947.....
4. Totals.....	XXX.....	XXX.....	XXX.....	1,295,112.....	569.....	2,141.....	1.....	144,104.....	285,041.....	1,440,787.....	XXX.....

	Losses Unpaid				Defense and Cost Containment Unpaid				Adjusting and Other Unpaid		23	24	25
	Case Basis		Bulk + IBNR		Case Basis		Bulk + IBNR						
	13	14	15	16	17	18	19	20	21	22			
	Direct and Assumed	Ceded	Direct and Assumed	Ceded	Direct and Assumed	Ceded	Direct and Assumed	Ceded	Direct and Assumed	Ceded			
1. Prior	1,482		(1,693)		1,330		2		360		2,795	1,481	343
2. 2021	1,371		(2,543)	(2)	946		106		860		5,297	742	264
3. 2022	68,649	5	(36,995)	(15)	2,939	2	832		7,245		84,100	42,677	17,579
4. Totals	71,502	5	(41,232)	(18)	5,215	2	940		8,465		92,191	44,901	18,185

	Total Losses and Loss Expenses Incurred			Loss and Loss Expense Percentage (Incurred /Premiums Earned)			Nontabular Discount		34 Inter-Company Pooling Participation Percentage	Net Balance Sheet Reserves After Discount	
	26	27	28	29	30	31	32	33		35	36
	Direct and Assumed	Ceded	Net	Direct and Assumed	Ceded	Net	Loss	Loss Expense		Losses Unpaid	Loss Expenses Unpaid

1. Prior.....	XXX.....	XXX.....	XXX.....	XXX.....	XXX.....	XXX.....	XXX.....	(211).....	1,692.....
2. 2021.....	686,199.....	185.....	686,014.....	79.7.....	96.7.....	79.7.....	12.0.....	(1,170).....	1,912.....
3. 2022.....	797,018.....	375.....	796,643.....	82.6.....	118.4.....	82.6.....	12.0.....	31,664.....	11,013.....
4. Totals.....	XXX.....	XXX.....	XXX.....	XXX.....	XXX.....	XXX.....	XXX.....	30,283.....	14,617.....

ANNUAL STATEMENT FOR THE YEAR 2022 OF THE PROGRESSIVE NORTHWESTERN INSURANCE COMPANY

SCHEDULE P - PART 1K - FIDELITY/SURETY

(\$000 OMITTED)

Years in Which Premiums Were Earned and Losses Were Incurred	Premiums Earned			Loss and Loss Expense Payments								12
	1 Direct and Assumed	2 Ceded	3 Net (1 - 2)	Loss Payments		Defense and Cost Containment Payments		Adjusting and Other Payments		10 Salvage and Subrogation Received	11 Total Net Paid Cols (4 - 5 + 6 - 7 + 8 - 9)	Number of Claims Reported Direct and Assumed
				4	5	6	7	8	9			
				Direct and Assumed	Ceded	Direct and Assumed	Ceded	Direct and Assumed	Ceded			
1. Prior.....	XXX.....	XXX.....	XXX.....	(6)	(2)					6	(4)	XXX.....
2. 2021.....												XXX.....
3. 2022												XXX
4. Totals	XXX	XXX	XXX	(6)	(2)					6	(4)	XXX

	Losses Unpaid				Defense and Cost Containment Unpaid				Adjusting and Other Unpaid		23	24	25
	Case Basis		Bulk + IBNR		Case Basis		Bulk + IBNR						
	13	14	15	16	17	18	19	20	21	22			
	Direct and Assumed	Ceded	Direct and Assumed	Ceded	Direct and Assumed	Ceded	Direct and Assumed	Ceded	Direct and Assumed	Ceded			
1. Prior													
2. 2021													
3. 2022													
4. Totals													

	Total Losses and Loss Expenses Incurred			Loss and Loss Expense Percentage (Incurred /Premiums Earned)			Nontabular Discount		34	Net Balance Sheet Reserves After Discount	
	26	27	28	29	30	31	32	33	Inter- Company Pooling Participation Percentage	35	36
	Direct and Assumed	Ceded	Net	Direct and Assumed	Ceded	Net	Loss	Loss Expense		Losses Unpaid	Loss Expenses Unpaid
1. Prior	XXX.....	XXX.....	XXX.....	XXX.....	XXX.....	XXX.....			XXX.....		
2. 2021.....									12.0		
3. 2022									12.0		
4. Totals	XXX	XXX	XXX	XXX	XXX	XXX			XXX		

Schedule P - Part 1L - Other (Including Credit, Accident and Health)

N O N E

Schedule P - Part 1M - International

N O N E

Schedule P - Part 1N - Reinsurance - Nonproportional Assumed Property

N O N E

ANNUAL STATEMENT FOR THE YEAR 2022 OF THE PROGRESSIVE NORTHWESTERN INSURANCE COMPANY

SCHEDULE P - PART 10 - REINSURANCE - NONPROPORTIONAL ASSUMED LIABILITY

(\$000 OMITTED)

Years in Which Premiums Were Earned and Losses Were Incurred	Premiums Earned			Loss and Loss Expense Payments								12
	1 Direct and Assumed	2 Ceded	3 Net (1 - 2)	Loss Payments		Defense and Cost Containment Payments		Adjusting and Other Payments		10 Salvage and Subrogation Received	11 Total Net Paid Cols (4 - 5 + 6 - 7 + 8 - 9)	Number of Claims Reported Direct and Assumed
				4	5	6	7	8	9			
				Direct and Assumed	Ceded	Direct and Assumed	Ceded	Direct and Assumed	Ceded			
1. Prior.....	XXX.....	XXX.....	XXX.....	4.....							4.....	XXX.....
2. 2013.....												XXX.....
3. 2014.....												XXX.....
4. 2015.....												XXX.....
5. 2016.....												XXX.....
6. 2017.....												XXX.....
7. 2018.....												XXX.....
8. 2019.....												XXX.....
9. 2020.....												XXX.....
10. 2021.....												XXX.....
11. 2022.....												XXX.....
12. Totals	XXX	XXX	XXX	4							4	XXX

	Losses Unpaid				Defense and Cost Containment Unpaid				Adjusting and Other Unpaid		23	24	25
	Case Basis		Bulk + IBNR		Case Basis		Bulk + IBNR		Adjusting and Other Unpaid		Salvage and Subrogation Anticipated	Total Net Losses and Expenses Unpaid	Number of Claims Outstanding Direct and Assumed
	13	14	15	16	17	18	19	20	21	22			
	Direct and Assumed	Ceded	Direct and Assumed	Ceded	Direct and Assumed	Ceded	Direct and Assumed	Ceded	Direct and Assumed	Ceded			
1. Prior.....	129.....		183.....									312.....	XXX.....
2. 2013.....													XXX.....
3. 2014.....													XXX.....
4. 2015.....													XXX.....
5. 2016.....													XXX.....
6. 2017.....													XXX.....
7. 2018.....													XXX.....
8. 2019.....													XXX.....
9. 2020.....													XXX.....
10. 2021.....													XXX.....
11. 2022.....													XXX.....
12. Totals	129		183									312	XXX

	Total Losses and Loss Expenses Incurred			Loss and Loss Expense Percentage (Incurred /Premiums Earned)			Nontabular Discount		34 Inter-Company Pooling Participation Percentage	Net Balance Sheet Reserves After Discount	
	26	27	28	29	30	31	32	33		35	36
	Direct and Assumed	Ceded	Net	Direct and Assumed	Ceded	Net	Loss	Loss Expense		Losses Unpaid	Loss Expenses Unpaid
1. Prior.....	XXX.....	XXX.....	XXX.....	XXX.....	XXX.....	XXX.....			XXX.....	312.....	
2. 2013.....									12.0		
3. 2014.....									12.0		
4. 2015.....									12.0		
5. 2016.....									12.0		
6. 2017.....									12.0		
7. 2018.....									12.0		
8. 2019.....									12.0		
9. 2020.....									12.0		
10. 2021.....									12.0		
11. 2022.....									12.0		
12. Totals	XXX	XXX	XXX	XXX	XXX	XXX			XXX	312	

Schedule P - Part 1P - Reinsurance - Nonproportional Assumed Financial Lines

N O N E

Schedule P - Part 1R - Section 1 - Products Liability - Occurrence

N O N E

Schedule P - Part 1R - Section 2 - Products Liability - Claims-Made

N O N E

Schedule P - Part 1S - Financial Guaranty/Mortgage Guaranty

N O N E

Schedule P - Part 1T - Warranty

N O N E

ANNUAL STATEMENT FOR THE YEAR 2022 OF THE PROGRESSIVE NORTHWESTERN INSURANCE COMPANY

SCHEDULE P - PART 2A - HOMEOWNERS/FARMOWNERS

Years in Which Losses Were Incurred	INCURRED NET LOSSES AND DEFENSE AND COST CONTAINMENT EXPENSES REPORTED AT YEAR END (\$000 OMITTED)										DEVELOPMENT	
	1 2013	2 2014	3 2015	4 2016	5 2017	6 2018	7 2019	8 2020	9 2021	10 2022	11 One Year	12 Two Year
1. Prior.....	79	69	64	56	109	104	104	104	104	104		
2. 2013.....	1,669	1,571	1,554	1,554	1,555	1,547	1,547	1,547	1,547	1,547		
3. 2014.....	XXX	2,115	2,105	2,121	2,105	2,097	2,085	2,088	2,088	2,088		
4. 2015.....	XXX	XXX	1,992	1,921	1,910	1,931	1,918	1,919	1,919	1,919		
5. 2016.....	XXX	XXX	XXX	1,939	1,828	1,812	1,806	1,802	1,804	1,804		2
6. 2017.....	XXX	XXX	XXX	XXX	2,877	2,860	2,807	2,803	2,800	2,802	2	(1)
7. 2018.....	XXX	XXX	XXX	XXX	XXX	2,317	2,286	2,323	2,334	2,306	(28)	(17)
8. 2019.....	XXX	XXX	XXX	XXX	XXX	XXX	3,134	3,118	3,136	3,130	(6)	12
9. 2020.....	XXX	XXX	XXX	XXX	XXX	XXX	XXX	4,018	4,033	4,002	(31)	(16)
10. 2021.....	XXX	XXX	XXX	XXX	XXX	XXX	XXX	XXX	3,702	3,506	(196)	XXX
11. 2022	XXX	XXX	XXX	XXX	XXX	XXX	XXX	XXX	XXX	4,383	XXX	XXX
12. Totals											(259)	(20)

SCHEDULE P - PART 2B - PRIVATE PASSENGER AUTO LIABILITY/MEDICAL

1. Prior.....	145,714	144,561	142,972	138,531	139,804	141,109	141,483	141,695	141,726	142,080	354	385
2. 2013.....	417,608	418,887	419,009	420,762	415,438	415,939	416,575	416,650	417,177	417,205	28	555
3. 2014.....	XXX	441,890	433,277	434,176	436,837	431,700	432,445	432,908	432,769	432,775	6	(133)
4. 2015.....	XXX	XXX	450,587	452,156	455,345	457,015	452,219	453,474	453,811	453,653	(158)	179
5. 2016.....	XXX	XXX	XXX	489,031	495,024	497,429	500,430	495,611	498,309	498,510	201	2,899
6. 2017.....	XXX	XXX	XXX	XXX	540,605	542,111	544,721	548,842	544,276	545,817	1,541	(3,025)
7. 2018.....	XXX	XXX	XXX	XXX	XXX	629,625	633,242	634,872	640,446	633,215	(7,231)	(1,657)
8. 2019.....	XXX	XXX	XXX	XXX	XXX	XXX	726,059	727,247	732,237	737,217	4,980	9,970
9. 2020.....	XXX	XXX	XXX	XXX	XXX	XXX	XXX	668,819	666,062	663,723	(2,339)	(5,096)
10. 2021.....	XXX	XXX	XXX	XXX	XXX	XXX	XXX	XXX	825,585	844,656	19,071	XXX
11. 2022	XXX	XXX	XXX	XXX	XXX	XXX	XXX	XXX	XXX	875,798	XXX	XXX
12. Totals											16,454	4,077

SCHEDULE P - PART 2C - COMMERCIAL AUTO/TRUCK LIABILITY/MEDICAL

1. Prior.....	32,191	30,282	29,276	29,045	29,068	28,917	29,041	28,930	28,977	29,048	71	118
2. 2013.....	41,492	41,326	41,144	40,936	39,943	40,068	40,124	39,959	40,029	40,026	(3)	67
3. 2014.....	XXX	40,103	38,906	40,026	39,126	38,677	39,009	39,018	39,110	39,013	(97)	(5)
4. 2015.....	XXX	XXX	43,835	44,837	44,726	43,726	43,111	42,952	42,969	42,899	(70)	(53)
5. 2016.....	XXX	XXX	XXX	63,777	64,112	65,320	64,385	63,663	63,382	63,435	53	(228)
6. 2017.....	XXX	XXX	XXX	XXX	74,169	73,727	75,663	74,288	73,238	73,341	103	(947)
7. 2018.....	XXX	XXX	XXX	XXX	XXX	89,302	92,271	94,819	92,559	92,325	(234)	(2,494)
8. 2019.....	XXX	XXX	XXX	XXX	XXX	XXX	114,962	119,331	123,247	122,119	(1,128)	2,788
9. 2020.....	XXX	XXX	XXX	XXX	XXX	XXX	XXX	117,124	121,718	120,193	(1,525)	3,069
10. 2021.....	XXX	XXX	XXX	XXX	XXX	XXX	XXX	XXX	191,250	195,934	4,684	XXX
11. 2022	XXX	XXX	XXX	XXX	XXX	XXX	XXX	XXX	XXX	238,705	XXX	XXX
12. Totals											1,854	2,315

SCHEDULE P - PART 2D - WORKERS' COMPENSATION
(EXCLUDING EXCESS WORKERS' COMPENSATION)

1. Prior.....	88	255	258	261	256	256	292	290	282	286	4	(4)
2. 2013.....												
3. 2014.....	XXX											
4. 2015.....	XXX	XXX										
5. 2016.....	XXX	XXX	XXX									
6. 2017.....	XXX	XXX	XXX	XXX								
7. 2018.....	XXX	XXX	XXX	XXX	XXX							
8. 2019.....	XXX	XXX	XXX	XXX	XXX	XXX						
9. 2020.....	XXX	XXX	XXX	XXX	XXX	XXX	XXX					
10. 2021.....	XXX	XXX	XXX	XXX	XXX	XXX	XXX	XXX				XXX
11. 2022	XXX	XXX	XXX	XXX	XXX	XXX	XXX	XXX	XXX		XXX	XXX
12. Totals											4	(4)

SCHEDULE P - PART 2E - COMMERCIAL MULTIPLE PERIL

1. Prior.....												
2. 2013.....												
3. 2014.....	XXX											
4. 2015.....	XXX	XXX										
5. 2016.....	XXX	XXX	XXX									
6. 2017.....	XXX	XXX	XXX	XXX								
7. 2018.....	XXX	XXX	XXX	XXX	XXX							
8. 2019.....	XXX	XXX	XXX	XXX	XXX	XXX	2	1	1	1		
9. 2020.....	XXX	XXX	XXX	XXX	XXX	XXX	XXX	19	13	10	(3)	(9)
10. 2021.....	XXX	XXX	XXX	XXX	XXX	XXX	XXX	XXX	314	261	(53)	XXX
11. 2022	XXX	XXX	XXX	XXX	XXX	XXX	XXX	XXX	XXX	709	XXX	XXX
12. Totals											(56)	(10)

ANNUAL STATEMENT FOR THE YEAR 2022 OF THE PROGRESSIVE NORTHWESTERN INSURANCE COMPANY

SCHEDULE P - PART 2F - SECTION 1 - MEDICAL PROFESSIONAL LIABILITY - OCCURRENCE

Years in Which Losses Were Incurred	INCURRED NET LOSSES AND DEFENSE AND COST CONTAINMENT EXPENSES REPORTED AT YEAR END (\$000 OMITTED)										DEVELOPMENT	
	1 2013	2 2014	3 2015	4 2016	5 2017	6 2018	7 2019	8 2020	9 2021	10 2022	11 One Year	12 Two Year
1. Prior.....												
2. 2013.....												
3. 2014.....	XXX											
4. 2015.....	XXX	XXX										
5. 2016.....	XXX	XXX	XXX									
6. 2017.....	XXX	XXX	XXX	XXX								
7. 2018.....	XXX	XXX	XXX	XXX	XXX							
8. 2019.....	XXX	XXX	XXX	XXX	XXX	XXX						
9. 2020.....	XXX	XXX	XXX	XXX	XXX	XXX	XXX					
10. 2021.....	XXX	XXX	XXX	XXX	XXX	XXX	XXX	XXX				XXX
11. 2022.....	XXX	XXX	XXX	XXX	XXX	XXX	XXX	XXX	XXX		XXX	XXX
12. Totals												

SCHEDULE P - PART 2F - SECTION 2 - MEDICAL PROFESSIONAL LIABILITY - CLAIMS-MADE

1. Prior.....												
2. 2013.....												
3. 2014.....	XXX											
4. 2015.....	XXX	XXX										
5. 2016.....	XXX	XXX	XXX									
6. 2017.....	XXX	XXX	XXX	XXX								
7. 2018.....	XXX	XXX	XXX	XXX	XXX							
8. 2019.....	XXX	XXX	XXX	XXX	XXX	XXX						
9. 2020.....	XXX	XXX	XXX	XXX	XXX	XXX	XXX					
10. 2021.....	XXX	XXX	XXX	XXX	XXX	XXX	XXX	XXX				XXX
11. 2022.....	XXX	XXX	XXX	XXX	XXX	XXX	XXX	XXX	XXX		XXX	XXX
12. Totals												

**SCHEDULE P - PART 2G - SPECIAL LIABILITY (OCEAN MARINE, AIRCRAFT (ALL PERILS),
BOILER AND MACHINERY)**

1. Prior.....												
2. 2013.....												
3. 2014.....	XXX											
4. 2015.....	XXX	XXX										
5. 2016.....	XXX	XXX	XXX									
6. 2017.....	XXX	XXX	XXX	XXX								
7. 2018.....	XXX	XXX	XXX	XXX	XXX							
8. 2019.....	XXX	XXX	XXX	XXX	XXX	XXX						
9. 2020.....	XXX	XXX	XXX	XXX	XXX	XXX	XXX					
10. 2021.....	XXX	XXX	XXX	XXX	XXX	XXX	XXX	XXX				XXX
11. 2022.....	XXX	XXX	XXX	XXX	XXX	XXX	XXX	XXX	XXX		XXX	XXX
12. Totals												

SCHEDULE P - PART 2H - SECTION 1 - OTHER LIABILITY - OCCURRENCE

1. Prior.....	2,722	3,547	3,313	3,385	3,442	3,586	3,735	3,870	3,762	3,835	73	(35)
2. 2013.....	3,030	3,236	3,023	2,884	2,851	2,764	2,760	2,762	2,763	2,767	4	5
3. 2014.....	XXX	2,606	2,345	2,279	2,123	2,010	2,000	1,999	2,002	2,001	(1)	2
4. 2015.....	XXX	XXX	3,071	3,073	2,782	2,619	2,485	2,459	2,459	2,456	(3)	(3)
5. 2016.....	XXX	XXX	XXX	3,610	3,689	3,593	3,566	3,518	3,612	3,652	40	134
6. 2017.....	XXX	XXX	XXX	XXX	3,847	3,826	3,671	3,588	3,505	3,451	(54)	(137)
7. 2018.....	XXX	XXX	XXX	XXX	XXX	3,485	3,745	3,451	3,368	3,337	(31)	(114)
8. 2019.....	XXX	XXX	XXX	XXX	XXX	XXX	4,027	4,031	3,750	3,808	58	(223)
9. 2020.....	XXX	XXX	XXX	XXX	XXX	XXX	XXX	5,722	5,532	5,447	(85)	(275)
10. 2021.....	XXX	XXX	XXX	XXX	XXX	XXX	XXX	XXX	5,158	4,829	(329)	XXX
11. 2022.....	XXX	XXX	XXX	XXX	XXX	XXX	XXX	XXX	XXX	7,056	XXX	XXX
12. Totals											(327)	(645)

SCHEDULE P - PART 2H - SECTION 2 - OTHER LIABILITY - CLAIMS-MADE

1. Prior.....	1,179	1,283	1,381	1,431	1,464	1,460	1,504	1,507	1,506	1,514	8	7
2. 2013.....	8	4	1	3								
3. 2014.....	XXX	42	41	110	355							
4. 2015.....	XXX	XXX	45	122	378	3						
5. 2016.....	XXX	XXX	XXX	121	386	3	3	1	1	1		
6. 2017.....	XXX	XXX	XXX	XXX	671	4	3	3			(3)	(3)
7. 2018.....	XXX	XXX	XXX	XXX	XXX	3,698	1,804	1,803	1,803	1,800	(3)	(3)
8. 2019.....	XXX	XXX	XXX	XXX	XXX	XXX	1,441	4	3	3		(1)
9. 2020.....	XXX	XXX	XXX	XXX	XXX	XXX	XXX	7,785	6,006	6,005	(1)	(1,780)
10. 2021.....	XXX	XXX	XXX	XXX	XXX	XXX	XXX	XXX	3,553	3,014	(539)	XXX
11. 2022.....	XXX	XXX	XXX	XXX	XXX	XXX	XXX	XXX	XXX	5,193	XXX	XXX
12. Totals											(535)	(1,779)

ANNUAL STATEMENT FOR THE YEAR 2022 OF THE PROGRESSIVE NORTHWESTERN INSURANCE COMPANY

SCHEDULE P - PART 2I - SPECIAL PROPERTY (FIRE, ALLIED LINES, INLAND MARINE, EARTHQUAKE, BURGLARY, AND THEFT)

Years in Which Losses Were Incurred	INCURRED NET LOSSES AND DEFENSE AND COST CONTAINMENT EXPENSES REPORTED AT YEAR END (\$000 OMITTED)										DEVELOPMENT	
	1 2013	2 2014	3 2015	4 2016	5 2017	6 2018	7 2019	8 2020	9 2021	10 2022	11 One Year	12 Two Year
1. Prior.....	XXX.....	XXX.....	XXX.....	XXX.....	XXX.....	XXX.....	XXX.....	2,819.....	2,498.....	2,391.....	(107).....	(428).....
2. 2021.....	XXX.....	XXX.....	XXX.....	XXX.....	XXX.....	XXX.....	XXX.....	XXX.....	16,029.....	16,251.....	222.....	XXX.....
3. 2022.....	XXX.....	XXX.....	XXX.....	XXX.....	XXX.....	XXX.....	XXX.....	XXX.....	XXX.....	33,745.....	XXX.....	XXX.....
4. Totals											114.....	(428).....

SCHEDULE P - PART 2J - AUTO PHYSICAL DAMAGE

1. Prior.....	XXX.....	XXX.....	XXX.....	XXX.....	XXX.....	XXX.....	XXX.....	12,001.....	10,477.....	11,835.....	1,358.....	(166).....
2. 2021.....	XXX.....	XXX.....	XXX.....	XXX.....	XXX.....	XXX.....	XXX.....	XXX.....	629,209.....	613,634.....	(15,575).....	XXX.....
3. 2022.....	XXX.....	XXX.....	XXX.....	XXX.....	XXX.....	XXX.....	XXX.....	XXX.....	XXX.....	717,514.....	XXX.....	XXX.....
4. Totals											(14,216).....	(166).....

SCHEDULE P - PART 2K - FIDELITY/SURETY

1. Prior.....	XXX.....	XXX.....	XXX.....	XXX.....	XXX.....	XXX.....	XXX.....	(4).....	(8).....	(4).....	(8).....
2. 2021.....	XXX.....	XXX.....	XXX.....	XXX.....	XXX.....	XXX.....	XXX.....	XXX.....	XXX.....
3. 2022.....	XXX.....	XXX.....	XXX.....	XXX.....	XXX.....	XXX.....	XXX.....	XXX.....	XXX.....	XXX.....	XXX.....
4. Totals											(4).....	(8).....

SCHEDULE P - PART 2L - OTHER (INCLUDING CREDIT, ACCIDENT AND HEALTH)

1. Prior.....	XXX.....	XXX.....	XXX.....	XXX.....	XXX.....	XXX.....	XXX.....
2. 2021.....	XXX.....	XXX.....	XXX.....	XXX.....	XXX.....	XXX.....	XXX.....	XXX.....	XXX.....
3. 2022.....	XXX.....	XXX.....	XXX.....	XXX.....	XXX.....	XXX.....	XXX.....	XXX.....	XXX.....	XXX.....	XXX.....
4. Totals										

NONE

SCHEDULE P - PART 2M - INTERNATIONAL

1. Prior.....
2. 2013.....
3. 2014.....	XXX.....
4. 2015.....	XXX.....	XXX.....
5. 2016.....	XXX.....	XXX.....	XXX.....
6. 2017.....	XXX.....	XXX.....	XXX.....	XXX.....
7. 2018.....	XXX.....	XXX.....	XXX.....	XXX.....	XXX.....
8. 2019.....	XXX.....	XXX.....	XXX.....	XXX.....	XXX.....	XXX.....
9. 2020.....	XXX.....	XXX.....	XXX.....	XXX.....	XXX.....	XXX.....	XXX.....
10. 2021.....	XXX.....	XXX.....	XXX.....	XXX.....	XXX.....	XXX.....	XXX.....	XXX.....	XXX.....
11. 2022.....	XXX.....	XXX.....	XXX.....	XXX.....	XXX.....	XXX.....	XXX.....	XXX.....	XXX.....	XXX.....	XXX.....
12. Totals										

NONE

SCHEDULE P - PART 2N - REINSURANCE
NONPROPORTIONAL ASSUMED PROPERTY

Years in Which Losses Were Incurred	INCURRED NET LOSSES AND DEFENSE AND COST CONTAINMENT EXPENSES REPORTED AT YEAR END (\$000 OMITTED)										DEVELOPMENT	
	1 2013	2 2014	3 2015	4 2016	5 2017	6 2018	7 2019	8 2020	9 2021	10 2022	11 One Year	12 Two Year
1. Prior.....												
2. 2013.....												
3. 2014.....	XXX											
4. 2015.....	XXX	XXX										
5. 2016.....	XXX	XXX	XXX									
6. 2017.....	XXX	XXX	XXX									
7. 2018.....	XXX	XXX	XXX	XXX								
8. 2019.....	XXX	XXX	XXX	XXX	XXX	XXX						
9. 2020.....	XXX	XXX	XXX	XXX	XXX	XXX	XXX					
10. 2021.....	XXX	XXX	XXX	XXX	XXX	XXX	XXX	XXX				XXX
11. 2022.....	XXX	XXX	XXX	XXX	XXX	XXX	XXX	XXX	XXX		XXX	XXX
12. Totals												

SCHEDULE P - PART 2O - REINSURANCE
NONPROPORTIONAL ASSUMED LIABILITY

1. Prior.....881863900899855741738740741945204205
2. 2013.....												
3. 2014.....	XXX											
4. 2015.....	XXX	XXX										
5. 2016.....	XXX	XXX	XXX									
6. 2017.....	XXX	XXX	XXX	XXX								
7. 2018.....	XXX	XXX	XXX	XXX	XXX							
8. 2019.....	XXX	XXX	XXX	XXX	XXX	XXX						
9. 2020.....	XXX	XXX	XXX	XXX	XXX	XXX	XXX					
10. 2021.....	XXX	XXX	XXX	XXX	XXX	XXX	XXX	XXX				XXX
11. 2022.....	XXX	XXX	XXX	XXX	XXX	XXX	XXX	XXX	XXX		XXX	XXX
12. Totals											204	205

SCHEDULE P - PART 2P - REINSURANCE
NONPROPORTIONAL ASSUMED FINANCIAL LINES

1. Prior.....												
2. 2013.....												
3. 2014.....	XXX											
4. 2015.....	XXX	XXX										
5. 2016.....	XXX	XXX	XXX									
6. 2017.....	XXX	XXX	XXX	XXX								
7. 2018.....	XXX	XXX	XXX	XXX	XXX							
8. 2019.....	XXX	XXX	XXX	XXX	XXX	XXX						
9. 2020.....	XXX	XXX	XXX	XXX	XXX	XXX	XXX					
10. 2021.....	XXX	XXX	XXX	XXX	XXX	XXX	XXX	XXX				XXX
11. 2022.....	XXX	XXX	XXX	XXX	XXX	XXX	XXX	XXX	XXX		XXX	XXX
12. Totals												

Schedule P - Part 2R - Section 1 - Products Liability - Occurrence

N O N E

Schedule P - Part 2R - Section 2 - Products Liability - Claims-Made

N O N E

Schedule P - Part 2S - Financial Guaranty/Mortgage Guaranty

N O N E

Schedule P - Part 2T - Warranty

N O N E

ANNUAL STATEMENT FOR THE YEAR 2022 OF THE PROGRESSIVE NORTHWESTERN INSURANCE COMPANY

SCHEDULE P - PART 3A - HOMEOWNERS/FARMOWNERS

Years in Which Losses Were Incurred	CUMULATIVE PAID NET LOSSES AND DEFENSE AND COST CONTAINMENT EXPENSES REPORTED AT YEAR END (\$000 OMITTED)										11 Number of Claims Closed With Loss Payment	12 Number of Claims Closed Without Loss Payment
	1	2	3	4	5	6	7	8	9	10		
	2013	2014	2015	2016	2017	2018	2019	2020	2021	2022		
1. Prior.....	000.....	39.....	44.....	54.....	80.....	103.....	103.....	103.....	103.....	103.....	6.....
2. 2013.....	1,364.....	1,526.....	1,538.....	1,537.....	1,537.....	1,535.....	1,547.....	1,547.....	1,547.....	1,547.....	421.....	334.....
3. 2014.....	XXX.....	1,802.....	1,982.....	2,066.....	2,080.....	2,084.....	2,085.....	2,088.....	2,088.....	2,088.....	538.....	384.....
4. 2015.....	XXX.....	XXX.....	1,658.....	1,870.....	1,885.....	1,890.....	1,918.....	1,919.....	1,919.....	1,919.....	477.....	366.....
5. 2016.....	XXX.....	XXX.....	XXX.....	1,580.....	1,745.....	1,780.....	1,800.....	1,801.....	1,804.....	1,804.....	519.....	381.....
6. 2017.....	XXX.....	XXX.....	XXX.....	XXX.....	2,327.....	2,703.....	2,730.....	2,794.....	2,797.....	2,802.....	714.....	474.....
7. 2018.....	XXX.....	XXX.....	XXX.....	XXX.....	XXX.....	1,882.....	2,199.....	2,248.....	2,266.....	2,305.....	541.....	476.....
8. 2019.....	XXX.....	XXX.....	XXX.....	XXX.....	XXX.....	XXX.....	2,576.....	3,000.....	3,033.....	3,118.....	711.....	540.....
9. 2020.....	XXX.....	XXX.....	XXX.....	XXX.....	XXX.....	XXX.....	XXX.....	3,456.....	3,898.....	3,974.....	828.....	368.....
10. 2021.....	XXX.....	XXX.....	XXX.....	XXX.....	XXX.....	XXX.....	XXX.....	XXX.....	2,655.....	3,316.....	640.....	339.....
11. 2022.....	XXX.....	XXX.....	XXX.....	XXX.....	XXX.....	XXX.....	XXX.....	XXX.....	XXX.....	3,359.....	613.....	292.....

SCHEDULE P - PART 3B - PRIVATE PASSENGER AUTO LIABILITY/MEDICAL

1. Prior.....	000.....	79,994.....	113,066.....	126,413.....	133,129.....	135,870.....	138,038.....	138,937.....	139,579.....	140,194.....	6,055.....	1,027.....
2. 2013.....	203,403.....	334,555.....	379,766.....	401,866.....	410,093.....	413,228.....	415,294.....	415,866.....	416,843.....	416,977.....	84,645.....	40,943.....
3. 2014.....	XXX.....	218,962.....	344,555.....	394,088.....	417,008.....	425,576.....	429,359.....	431,032.....	431,906.....	432,184.....	85,477.....	42,434.....
4. 2015.....	XXX.....	XXX.....	218,058.....	358,616.....	410,657.....	434,574.....	445,177.....	449,148.....	451,582.....	452,658.....	85,900.....	43,571.....
5. 2016.....	XXX.....	XXX.....	XXX.....	235,649.....	389,251.....	447,773.....	476,411.....	486,965.....	493,512.....	496,222.....	90,057.....	46,341.....
6. 2017.....	XXX.....	XXX.....	XXX.....	XXX.....	252,938.....	421,993.....	489,989.....	517,896.....	533,509.....	540,642.....	95,103.....	49,682.....
7. 2018.....	XXX.....	XXX.....	XXX.....	XXX.....	XXX.....	293,985.....	494,617.....	568,357.....	604,643.....	621,629.....	105,436.....	56,659.....
8. 2019.....	XXX.....	XXX.....	XXX.....	XXX.....	XXX.....	XXX.....	338,125.....	561,766.....	653,670.....	696,911.....	113,356.....	64,160.....
9. 2020.....	XXX.....	XXX.....	XXX.....	XXX.....	XXX.....	XXX.....	XXX.....	296,559.....	508,215.....	592,958.....	92,056.....	55,974.....
10. 2021.....	XXX.....	XXX.....	XXX.....	XXX.....	XXX.....	XXX.....	XXX.....	XXX.....	354,631.....	648,632.....	102,502.....	70,304.....
11. 2022.....	XXX.....	XXX.....	XXX.....	XXX.....	XXX.....	XXX.....	XXX.....	XXX.....	XXX.....	376,085.....	69,858.....	53,361.....

SCHEDULE P - PART 3C - COMMERCIAL AUTO/TRUCK LIABILITY/MEDICAL

1. Prior.....	000.....	15,481.....	23,474.....	26,533.....	27,624.....	28,312.....	28,543.....	28,797.....	28,910.....	28,990.....	421.....	84.....
2. 2013.....	11,359.....	24,703.....	32,480.....	36,508.....	38,661.....	39,216.....	39,738.....	39,827.....	39,936.....	39,936.....	3,783.....	2,038.....
3. 2014.....	XXX.....	11,071.....	21,477.....	30,217.....	34,792.....	37,134.....	38,139.....	38,594.....	38,813.....	38,970.....	3,694.....	2,017.....
4. 2015.....	XXX.....	XXX.....	11,473.....	23,798.....	32,445.....	38,035.....	41,252.....	41,980.....	42,277.....	42,364.....	3,970.....	2,264.....
5. 2016.....	XXX.....	XXX.....	XXX.....	15,589.....	34,545.....	47,215.....	56,672.....	60,291.....	61,812.....	62,505.....	4,952.....	2,920.....
6. 2017.....	XXX.....	XXX.....	XXX.....	XXX.....	17,604.....	37,992.....	55,590.....	64,757.....	68,616.....	71,114.....	5,256.....	3,121.....
7. 2018.....	XXX.....	XXX.....	XXX.....	XXX.....	XXX.....	20,782.....	49,573.....	70,103.....	81,351.....	86,614.....	5,804.....	3,609.....
8. 2019.....	XXX.....	XXX.....	XXX.....	XXX.....	XXX.....	XXX.....	24,574.....	60,023.....	86,476.....	104,095.....	6,339.....	4,175.....
9. 2020.....	XXX.....	XXX.....	XXX.....	XXX.....	XXX.....	XXX.....	XXX.....	22,850.....	56,288.....	83,714.....	5,229.....	3,793.....
10. 2021.....	XXX.....	XXX.....	XXX.....	XXX.....	XXX.....	XXX.....	XXX.....	XXX.....	32,567.....	87,559.....	6,695.....	5,593.....
11. 2022.....	XXX.....	XXX.....	XXX.....	XXX.....	XXX.....	XXX.....	XXX.....	XXX.....	XXX.....	42,430.....	5,154.....	5,392.....

SCHEDULE P - PART 3D - WORKERS' COMPENSATION
(EXCLUDING EXCESS WORKERS' COMPENSATION)

1. Prior.....	000.....	10.....	17.....	26.....	31.....	48.....	59.....	66.....	70.....	78.....	1.....
2. 2013.....
3. 2014.....	XXX.....
4. 2015.....	XXX.....	XXX.....
5. 2016.....	XXX.....	XXX.....	XXX.....
6. 2017.....	XXX.....	XXX.....	XXX.....	XXX.....
7. 2018.....	XXX.....	XXX.....	XXX.....	XXX.....	XXX.....
8. 2019.....	XXX.....	XXX.....	XXX.....	XXX.....	XXX.....	XXX.....
9. 2020.....	XXX.....	XXX.....	XXX.....	XXX.....	XXX.....	XXX.....	XXX.....
10. 2021.....	XXX.....	XXX.....	XXX.....	XXX.....	XXX.....	XXX.....	XXX.....	XXX.....
11. 2022.....	XXX.....	XXX.....	XXX.....	XXX.....	XXX.....	XXX.....	XXX.....	XXX.....	XXX.....

SCHEDULE P - PART 3E - COMMERCIAL MULTIPLE PERIL

1. Prior.....	000.....
2. 2013.....
3. 2014.....	XXX.....
4. 2015.....	XXX.....	XXX.....
5. 2016.....	XXX.....	XXX.....	XXX.....
6. 2017.....	XXX.....	XXX.....	XXX.....	XXX.....
7. 2018.....	XXX.....	XXX.....	XXX.....	XXX.....	XXX.....
8. 2019.....	XXX.....	XXX.....	XXX.....	XXX.....	XXX.....	XXX.....	1.....	1.....	1.....
9. 2020.....	XXX.....	XXX.....	XXX.....	XXX.....	XXX.....	XXX.....	XXX.....	4.....	8.....	8.....	1.....
10. 2021.....	XXX.....	XXX.....	XXX.....	XXX.....	XXX.....	XXX.....	XXX.....	XXX.....	69.....	179.....	9.....	2.....
11. 2022.....	XXX.....	XXX.....	XXX.....	XXX.....	XXX.....	XXX.....	XXX.....	XXX.....	XXX.....	202.....	14.....	4.....

ANNUAL STATEMENT FOR THE YEAR 2022 OF THE PROGRESSIVE NORTHWESTERN INSURANCE COMPANY

SCHEDULE P - PART 3F - SECTION 1 - MEDICAL PROFESSIONAL LIABILITY - OCCURRENCE

Years in Which Losses Were Incurred	CUMULATIVE PAID NET LOSSES AND DEFENSE AND COST CONTAINMENT EXPENSES REPORTED AT YEAR END (\$000 OMITTED)										11 Number of Claims Closed With Loss Payment	12 Number of Claims Closed Without Loss Payment
	1	2	3	4	5	6	7	8	9	10		
	2013	2014	2015	2016	2017	2018	2019	2020	2021	2022		
1. Prior.....	000.....											
2. 2013.....												
3. 2014.....	XXX.....											
4. 2015.....	XXX.....	XXX.....										
5. 2016.....	XXX.....	XXX.....	XXX.....									
6. 2017.....	XXX.....	XXX.....	XXX.....	XXX.....								
7. 2018.....	XXX.....	XXX.....	XXX.....	XXX.....	XXX.....	XXX.....						
8. 2019.....	XXX.....	XXX.....	XXX.....	XXX.....	XXX.....	XXX.....	XXX.....					
9. 2020.....	XXX.....	XXX.....	XXX.....	XXX.....	XXX.....	XXX.....	XXX.....	XXX.....				
10. 2021.....	XXX.....	XXX.....	XXX.....	XXX.....	XXX.....	XXX.....	XXX.....	XXX.....	XXX.....			
11. 2022.....	XXX.....	XXX.....	XXX.....	XXX.....	XXX.....	XXX.....	XXX.....	XXX.....	XXX.....	XXX.....		

SCHEDULE P - PART 3F - SECTION 2 - MEDICAL PROFESSIONAL LIABILITY - CLAIMS-MADE

1. Prior.....	000.....											
2. 2013.....												
3. 2014.....	XXX.....											
4. 2015.....	XXX.....	XXX.....										
5. 2016.....	XXX.....	XXX.....	XXX.....									
6. 2017.....	XXX.....	XXX.....	XXX.....	XXX.....								
7. 2018.....	XXX.....	XXX.....	XXX.....	XXX.....	XXX.....							
8. 2019.....	XXX.....	XXX.....	XXX.....	XXX.....	XXX.....	XXX.....						
9. 2020.....	XXX.....	XXX.....	XXX.....	XXX.....	XXX.....	XXX.....	XXX.....					
10. 2021.....	XXX.....	XXX.....	XXX.....	XXX.....	XXX.....	XXX.....	XXX.....	XXX.....				
11. 2022.....	XXX.....	XXX.....	XXX.....	XXX.....	XXX.....	XXX.....	XXX.....	XXX.....	XXX.....			

SCHEDULE P - PART 3G - SPECIAL LIABILITY (OCEAN MARINE, AIRCRAFT (ALL PERILS), BOILER AND MACHINERY)

1. Prior.....	000.....										XXX.....	XXX.....
2. 2013.....											XXX.....	XXX.....
3. 2014.....	XXX.....										XXX.....	XXX.....
4. 2015.....	XXX.....	XXX.....									XXX.....	XXX.....
5. 2016.....	XXX.....	XXX.....	XXX.....								XXX.....	XXX.....
6. 2017.....	XXX.....	XXX.....	XXX.....	XXX.....							XXX.....	XXX.....
7. 2018.....	XXX.....	XXX.....	XXX.....	XXX.....	XXX.....						XXX.....	XXX.....
8. 2019.....	XXX.....	XXX.....	XXX.....	XXX.....	XXX.....	XXX.....					XXX.....	XXX.....
9. 2020.....	XXX.....	XXX.....	XXX.....	XXX.....	XXX.....	XXX.....	XXX.....				XXX.....	XXX.....
10. 2021.....	XXX.....	XXX.....	XXX.....	XXX.....	XXX.....	XXX.....	XXX.....	XXX.....			XXX.....	XXX.....
11. 2022.....	XXX.....	XXX.....	XXX.....	XXX.....	XXX.....	XXX.....	XXX.....	XXX.....	XXX.....	XXX.....	XXX.....	XXX.....

SCHEDULE P - PART 3H - SECTION 1 - OTHER LIABILITY - OCCURRENCE

1. Prior.....	000.....	1,231.....	1,891.....	2,050.....	2,274.....	2,757.....	2,764.....	2,786.....	3,007.....	2,986.....	15.....	17.....
2. 2013.....	941.....	1,770.....	2,242.....	2,522.....	2,689.....	2,750.....	2,753.....	2,757.....	2,757.....	2,761.....	276.....	344.....
3. 2014.....	XXX.....	675.....	1,281.....	1,670.....	1,840.....	1,968.....	1,972.....	1,992.....	1,994.....	1,994.....	259.....	382.....
4. 2015.....	XXX.....	XXX.....	843.....	1,593.....	2,186.....	2,371.....	2,442.....	2,452.....	2,453.....	2,456.....	268.....	372.....
5. 2016.....	XXX.....	XXX.....	XXX.....	1,072.....	1,971.....	2,578.....	3,146.....	3,314.....	3,506.....	3,567.....	294.....	406.....
6. 2017.....	XXX.....	XXX.....	XXX.....	XXX.....	1,250.....	2,153.....	2,920.....	3,233.....	3,314.....	3,397.....	360.....	417.....
7. 2018.....	XXX.....	XXX.....	XXX.....	XXX.....	XXX.....	1,001.....	2,193.....	2,653.....	3,095.....	3,141.....	364.....	311.....
8. 2019.....	XXX.....	XXX.....	XXX.....	XXX.....	XXX.....	XXX.....	1,109.....	2,533.....	2,998.....	3,503.....	307.....	222.....
9. 2020.....	XXX.....	XXX.....	XXX.....	XXX.....	XXX.....	XXX.....	XXX.....	2,096.....	3,706.....	4,412.....	392.....	285.....
10. 2021.....	XXX.....	XXX.....	XXX.....	XXX.....	XXX.....	XXX.....	XXX.....	XXX.....	1,251.....	2,747.....	292.....	230.....
11. 2022.....	XXX.....	XXX.....	XXX.....	XXX.....	XXX.....	XXX.....	XXX.....	XXX.....	XXX.....	3,040.....	428.....	287.....

SCHEDULE P - PART 3H - SECTION 2 - OTHER LIABILITY - CLAIMS-MADE

1. Prior.....	000.....	854.....	1,306.....	1,366.....	1,427.....	1,436.....	1,494.....	1,501.....	1,505.....	1,510.....	10.....	12.....
2. 2013.....												3.....
3. 2014.....	XXX.....											
4. 2015.....	XXX.....	XXX.....										
5. 2016.....	XXX.....	XXX.....	XXX.....					1.....	1.....	1.....		
6. 2017.....	XXX.....	XXX.....	XXX.....	XXX.....								
7. 2018.....	XXX.....	XXX.....	XXX.....	XXX.....	XXX.....	1,800.....	1,800.....	1,800.....	1,800.....	1,800.....		
8. 2019.....	XXX.....	XXX.....	XXX.....	XXX.....	XXX.....	XXX.....						
9. 2020.....	XXX.....	XXX.....	XXX.....	XXX.....	XXX.....	XXX.....	XXX.....	2,222.....	6,002.....	6,002.....		
10. 2021.....	XXX.....	XXX.....	XXX.....	XXX.....	XXX.....	XXX.....	XXX.....	XXX.....	2,400.....	2,400.....		
11. 2022.....	XXX.....	XXX.....	XXX.....	XXX.....	XXX.....	XXX.....	XXX.....	XXX.....	XXX.....			

ANNUAL STATEMENT FOR THE YEAR 2022 OF THE PROGRESSIVE NORTHWESTERN INSURANCE COMPANY

SCHEDULE P - PART 3I - SPECIAL PROPERTY (FIRE, ALLIED LINES, INLAND MARINE, EARTHQUAKE, BURGLARY, AND THEFT)

Years in Which Losses Were Incurred	CUMULATIVE PAID NET LOSSES AND DEFENSE AND COST CONTAINMENT EXPENSES REPORTED AT YEAR END (\$000 OMITTED)										11 Number of Claims Closed With Loss Payment	12 Number of Claims Closed Without Loss Payment
	1	2	3	4	5	6	7	8	9	10		
	2013	2014	2015	2016	2017	2018	2019	2020	2021	2022		
1. Prior.....	XXX.....	XXX.....	XXX.....	XXX.....	XXX.....	XXX.....	XXX.....	000.....	2,281.....	2,302.....	XXX.....	XXX.....
2. 2021.....	XXX.....	XXX.....	XXX.....	XXX.....	XXX.....	XXX.....	XXX.....	XXX.....	12,904.....	15,868.....	XXX.....	XXX.....
3. 2022.....	XXX.....	XXX.....	XXX.....	XXX.....	XXX.....	XXX.....	XXX.....	XXX.....	XXX.....	26,894.....	XXX.....	XXX.....

SCHEDULE P - PART 3J - AUTO PHYSICAL DAMAGE

1. Prior.....	XXX.....	XXX.....	XXX.....	XXX.....	XXX.....	XXX.....	XXX.....	000.....	9,865.....	10,713.....	14,030.....	6,216.....
2. 2021.....	XXX.....	XXX.....	XXX.....	XXX.....	XXX.....	XXX.....	XXX.....	XXX.....	589,497.....	613,752.....	264,149.....	93,639.....
3. 2022.....	XXX.....	XXX.....	XXX.....	XXX.....	XXX.....	XXX.....	XXX.....	XXX.....	XXX.....	682,082.....	234,723.....	83,646.....

SCHEDULE P - PART 3K - FIDELITY/SURETY

1. Prior.....	XXX.....	XXX.....	XXX.....	XXX.....	XXX.....	XXX.....	XXX.....	000.....	(4).....	(8).....	XXX.....	XXX.....
2. 2021.....	XXX.....	XXX.....	XXX.....	XXX.....	XXX.....	XXX.....	XXX.....	XXX.....	XXX.....	XXX.....
3. 2022.....	XXX.....	XXX.....	XXX.....	XXX.....	XXX.....	XXX.....	XXX.....	XXX.....	XXX.....	XXX.....	XXX.....

SCHEDULE P - PART 3L - OTHER (INCLUDING CREDIT, ACCIDENT AND HEALTH)

1. Prior.....	XXX.....	XXX.....	XXX.....	XXX.....	XXX.....	XXX.....	XXX.....	000.....	XXX.....	XXX.....
2. 2021.....	XXX.....	XXX.....	XXX.....	XXX.....	XXX.....	XXX.....	XXX.....	XXX.....	XXX.....	XXX.....
3. 2022.....	XXX.....	XXX.....	XXX.....	XXX.....	XXX.....	XXX.....	XXX.....	XXX.....	XXX.....	XXX.....	XXX.....

NONE

SCHEDULE P - PART 3M - INTERNATIONAL

1. Prior.....	000.....	XXX.....	XXX.....
2. 2013.....	XXX.....	XXX.....
3. 2014.....	XXX.....	XXX.....	XXX.....
4. 2015.....	XXX.....	XXX.....	XXX.....	XXX.....
5. 2016.....	XXX.....	XXX.....	XXX.....	XXX.....	XXX.....
6. 2017.....	XXX.....	XXX.....	XXX.....	XXX.....	XXX.....	XXX.....
7. 2018.....	XXX.....	XXX.....	XXX.....	XXX.....	XXX.....	XXX.....	XXX.....
8. 2019.....	XXX.....	XXX.....	XXX.....	XXX.....	XXX.....	XXX.....	XXX.....	XXX.....
9. 2020.....	XXX.....	XXX.....	XXX.....	XXX.....	XXX.....	XXX.....	XXX.....	XXX.....	XXX.....
10. 2021.....	XXX.....	XXX.....	XXX.....	XXX.....	XXX.....	XXX.....	XXX.....	XXX.....	XXX.....	XXX.....
11. 2022.....	XXX.....	XXX.....	XXX.....	XXX.....	XXX.....	XXX.....	XXX.....	XXX.....	XXX.....	XXX.....	XXX.....

NONE

SCHEDULE P - PART 3N - REINSURANCE
NONPROPORTIONAL ASSUMED PROPERTY

Years in Which Losses Were Incurred	CUMULATIVE PAID NET LOSSES AND DEFENSE AND COST CONTAINMENT EXPENSES REPORTED AT YEAR END (\$000 OMITTED)										11 Number of Claims Closed With Loss Payment	12 Number of Claims Closed Without Loss Payment
	1	2	3	4	5	6	7	8	9	10		
	2013	2014	2015	2016	2017	2018	2019	2020	2021	2022		
1. Prior.....	000.....										XXX.....	XXX.....
2. 2013.....											XXX.....	XXX.....
3. 2014.....	XXX.....										XXX.....	XXX.....
4. 2015.....	XXX.....	XXX.....									XXX.....	XXX.....
5. 2016.....	XXX.....	XXX.....	XXX.....								XXX.....	XXX.....
6. 2017.....	XXX.....	XXX.....	XXX.....	XXX.....							XXX.....	XXX.....
7. 2018.....	XXX.....	XXX.....	XXX.....	XXX.....	XXX.....						XXX.....	XXX.....
8. 2019.....	XXX.....	XXX.....	XXX.....	XXX.....	XXX.....	XXX.....					XXX.....	XXX.....
9. 2020.....	XXX.....	XXX.....	XXX.....	XXX.....	XXX.....	XXX.....	XXX.....				XXX.....	XXX.....
10. 2021.....	XXX.....	XXX.....	XXX.....	XXX.....	XXX.....	XXX.....	XXX.....	XXX.....			XXX.....	XXX.....
11. 2022.....	XXX.....	XXX.....	XXX.....	XXX.....	XXX.....	XXX.....	XXX.....	XXX.....	XXX.....		XXX.....	XXX.....

SCHEDULE P - PART 3O - REINSURANCE
NONPROPORTIONAL ASSUMED LIABILITY

1. Prior.....	000.....4977128173598618622629633	XXX.....	XXX.....
2. 2013.....											XXX.....	XXX.....
3. 2014.....	XXX.....										XXX.....	XXX.....
4. 2015.....	XXX.....	XXX.....									XXX.....	XXX.....
5. 2016.....	XXX.....	XXX.....	XXX.....								XXX.....	XXX.....
6. 2017.....	XXX.....	XXX.....	XXX.....	XXX.....							XXX.....	XXX.....
7. 2018.....	XXX.....	XXX.....	XXX.....	XXX.....	XXX.....						XXX.....	XXX.....
8. 2019.....	XXX.....	XXX.....	XXX.....	XXX.....	XXX.....	XXX.....					XXX.....	XXX.....
9. 2020.....	XXX.....	XXX.....	XXX.....	XXX.....	XXX.....	XXX.....	XXX.....				XXX.....	XXX.....
10. 2021.....	XXX.....	XXX.....	XXX.....	XXX.....	XXX.....	XXX.....	XXX.....	XXX.....			XXX.....	XXX.....
11. 2022.....	XXX.....	XXX.....	XXX.....	XXX.....	XXX.....	XXX.....	XXX.....	XXX.....	XXX.....		XXX.....	XXX.....

SCHEDULE P - PART 3P - REINSURANCE
NONPROPORTIONAL ASSUMED FINANCIAL LINES

1. Prior.....	000.....										XXX.....	XXX.....
2. 2013.....											XXX.....	XXX.....
3. 2014.....	XXX.....										XXX.....	XXX.....
4. 2015.....	XXX.....	XXX.....									XXX.....	XXX.....
5. 2016.....	XXX.....	XXX.....	XXX.....								XXX.....	XXX.....
6. 2017.....	XXX.....	XXX.....	XXX.....	XXX.....							XXX.....	XXX.....
7. 2018.....	XXX.....	XXX.....	XXX.....	XXX.....	XXX.....						XXX.....	XXX.....
8. 2019.....	XXX.....	XXX.....	XXX.....	XXX.....	XXX.....	XXX.....					XXX.....	XXX.....
9. 2020.....	XXX.....	XXX.....	XXX.....	XXX.....	XXX.....	XXX.....	XXX.....				XXX.....	XXX.....
10. 2021.....	XXX.....	XXX.....	XXX.....	XXX.....	XXX.....	XXX.....	XXX.....	XXX.....			XXX.....	XXX.....
11. 2022.....	XXX.....	XXX.....	XXX.....	XXX.....	XXX.....	XXX.....	XXX.....	XXX.....	XXX.....		XXX.....	XXX.....

Schedule P - Part 3R - Section 1 - Product Liability - Occurrence

N O N E

Schedule P - Part 3R - Section 2 - Product Liability - Claims-Made

N O N E

Schedule P - Part 3S - Financial Guaranty/Mortgage Guaranty

N O N E

Schedule P - Part 3T - Warranty

N O N E

ANNUAL STATEMENT FOR THE YEAR 2022 OF THE PROGRESSIVE NORTHWESTERN INSURANCE COMPANY

SCHEDULE P - PART 4A - HOMEOWNERS/FARMOWNERS

Years in Which Losses Were Incurred	BULK AND IBNR RESERVES ON NET LOSSES AND DEFENSE AND COST CONTAINMENT EXPENSES REPORTED AT YEAR END (\$000 OMITTED)									
	1	2	3	4	5	6	7	8	9	10
	2013	2014	2015	2016	2017	2018	2019	2020	2021	2022
1. Prior.....	24	7	3		27					
2. 2013.....	146	16	4	3	5					
3. 2014.....	XXX	145	19	5	9					
4. 2015.....	XXX	XXX	157	21	5	5				
5. 2016.....	XXX	XXX	XXX	168	22	8	5			
6. 2017.....	XXX	XXX	XXX	XXX	179	38	8	5		
7. 2018.....	XXX	XXX	XXX	XXX	XXX	218	40	8	5	
8. 2019.....	XXX	XXX	XXX	XXX	XXX	XXX	218	42	8	1
9. 2020.....	XXX	XXX	XXX	XXX	XXX	XXX	XXX	212	36	9
10. 2021.....	XXX	XXX	XXX	XXX	XXX	XXX	XXX	XXX	228	34
11. 2022	XXX	XXX	XXX	XXX	XXX	XXX	XXX	XXX	XXX	237

SCHEDULE P - PART 4B - PRIVATE PASSENGER AUTO LIABILITY/MEDICAL

1. Prior.....	25,761	11,550	5,812	37			1	198	6	39
2. 2013.....	58,934	16,059	6,704	6,339				65		3
3. 2014.....	XXX	58,993	16,696	6,685	6,035			66		10
4. 2015.....	XXX	XXX	58,061	16,870	7,018	6,680		38		40
5. 2016.....	XXX	XXX	XXX	65,900	18,909	8,192	7,380	4	1	53
6. 2017.....	XXX	XXX	XXX	XXX	81,701	22,696	9,841	8,660	2	55
7. 2018.....	XXX	XXX	XXX	XXX	XXX	97,288	27,265	12,066	10,772	52
8. 2019.....	XXX	XXX	XXX	XXX	XXX	XXX	105,819	32,319	13,531	13,965
9. 2020.....	XXX	XXX	XXX	XXX	XXX	XXX	XXX	112,930	34,384	16,543
10. 2021.....	XXX	XXX	XXX	XXX	XXX	XXX	XXX	XXX	120,472	40,205
11. 2022	XXX	XXX	XXX	XXX	XXX	XXX	XXX	XXX	XXX	144,575

SCHEDULE P - PART 4C - COMMERCIAL AUTO/TRUCK LIABILITY/MEDICAL

1. Prior.....	3,597	1,374	426	1						
2. 2013.....	6,848	2,312	964	548						
3. 2014.....	XXX	6,646	2,242	1,076	479					
4. 2015.....	XXX	XXX	6,844	2,662	1,191	393		3		
5. 2016.....	XXX	XXX	XXX	8,928	3,414	1,393	475	4	5	5
6. 2017.....	XXX	XXX	XXX	XXX	11,816	3,875	1,661	618	4	4
7. 2018.....	XXX	XXX	XXX	XXX	XXX	14,694	5,042	2,013	778	10
8. 2019.....	XXX	XXX	XXX	XXX	XXX	XXX	17,715	6,044	2,266	1,038
9. 2020.....	XXX	XXX	XXX	XXX	XXX	XXX	XXX	19,467	5,985	2,594
10. 2021.....	XXX	XXX	XXX	XXX	XXX	XXX	XXX	XXX	28,507	9,539
11. 2022	XXX	XXX	XXX	XXX	XXX	XXX	XXX	XXX	XXX	37,094

SCHEDULE P - PART 4D - WORKERS' COMPENSATION
(EXCLUDING EXCESS WORKERS' COMPENSATION)

1. Prior.....										
2. 2013.....										
3. 2014.....	XXX									
4. 2015.....	XXX	XXX								
5. 2016.....	XXX	XXX	XXX							
6. 2017.....	XXX	XXX	XXX	XXX						
7. 2018.....	XXX	XXX	XXX	XXX	XXX					
8. 2019.....	XXX	XXX	XXX	XXX	XXX	XXX				
9. 2020.....	XXX	XXX	XXX	XXX	XXX	XXX	XXX			
10. 2021.....	XXX	XXX	XXX	XXX	XXX	XXX	XXX	XXX		
11. 2022	XXX	XXX	XXX	XXX	XXX	XXX	XXX	XXX	XXX	

NONE

SCHEDULE P - PART 4E - COMMERCIAL MULTIPLE PERIL

1. Prior.....										
2. 2013.....										
3. 2014.....	XXX									
4. 2015.....	XXX	XXX								
5. 2016.....	XXX	XXX	XXX							
6. 2017.....	XXX	XXX	XXX	XXX						
7. 2018.....	XXX	XXX	XXX	XXX	XXX					
8. 2019.....	XXX	XXX	XXX	XXX	XXX	XXX	2			
9. 2020.....	XXX	XXX	XXX	XXX	XXX	XXX	XXX	15	5	2
10. 2021.....	XXX	XXX	XXX	XXX	XXX	XXX	XXX	XXX	82	27
11. 2022	XXX	XXX	XXX	XXX	XXX	XXX	XXX	XXX	XXX	234

ANNUAL STATEMENT FOR THE YEAR 2022 OF THE PROGRESSIVE NORTHWESTERN INSURANCE COMPANY

SCHEDULE P - PART 4F - SECTION 1 - MEDICAL PROFESSIONAL LIABILITY - OCCURRENCE

Years in Which Losses Were Incurred	BULK AND IBNR RESERVES ON NET LOSSES AND DEFENSE AND COST CONTAINMENT EXPENSES REPORTED AT YEAR END (\$000 OMITTED)									
	1	2	3	4	5	6	7	8	9	10
	2013	2014	2015	2016	2017	2018	2019	2020	2021	2022
1. Prior.....										
2. 2013.....										
3. 2014.....	XXX									
4. 2015.....	XXX	XXX								
5. 2016.....	XXX	XXX	XX							
6. 2017.....	XXX	XXX	XX	XX						
7. 2018.....	XXX	XXX	XX	XXX	XXX					
8. 2019.....	XXX	XXX	XXX	XXX	XXX	XXX				
9. 2020.....	XXX	XXX	XXX	XXX	XXX	XXX	XXX			
10. 2021.....	XXX	XXX	XXX	XXX	XXX	XXX	XXX	XXX		
11. 2022	XXX	XXX	XXX	XXX	XXX	XXX	XXX	XXX	XXX	

SCHEDULE P - PART 4F - SECTION 2 - MEDICAL PROFESSIONAL LIABILITY - CLAIMS-MADE

1. Prior.....										
2. 2013.....										
3. 2014.....	XXX									
4. 2015.....	XXX	XXX								
5. 2016.....	XXX	XXX	XXX							
6. 2017.....	XXX	XXX	XXX	XXX						
7. 2018.....	XXX	XXX	XXX	XXX	XXX					
8. 2019.....	XXX	XXX	XXX	XXX	XXX	XXX				
9. 2020.....	XXX	XXX	XXX	XXX	XXX	XXX	XXX			
10. 2021.....	XXX	XXX	XXX	XXX	XXX	XXX	XXX	XXX		
11. 2022	XXX	XXX	XXX	XXX	XXX	XXX	XXX	XXX	XXX	

SCHEDULE P - PART 4G - SPECIAL LIABILITY (OCEAN MARINE, AIRCRAFT (ALL PERILS), BOILER AND MACHINERY)

1. Prior.....										
2. 2013.....										
3. 2014.....	XXX									
4. 2015.....	XXX	XXX								
5. 2016.....	XXX	XXX	XXX							
6. 2017.....	XXX	XXX	XX	XX						
7. 2018.....	XXX	XXX	XX	XX	XX					
8. 2019.....	XXX	XXX	XX	XX	XX	XX				
9. 2020.....	XXX	XXX	XX	XXX	XXX	XX	XXX			
10. 2021.....	XXX	XXX	XXX	XXX	XXX	XXX	XXX	XXX		
11. 2022	XXX	XXX	XXX	XXX	XXX	XXX	XXX	XXX	XXX	

SCHEDULE P - PART 4H - SECTION 1 - OTHER LIABILITY - OCCURRENCE

1. Prior.....	429	671	548	530	484	603	420	360	360	471
2. 2013.....	781	368	130	44						
3. 2014.....	XXX	848	368	116	47					
4. 2015.....	XXX	XXX	827	370	113	47				
5. 2016.....	XXX	XXX	XXX	867	388	107	50			
6. 2017.....	XXX	XXX	XXX	XXX	921	390	118	54		
7. 2018.....	XXX	XXX	XXX	XXX	XXX	1,089	465	137	54	
8. 2019.....	XXX	XXX	XXX	XXX	XXX	XXX	1,314	557	159	63
9. 2020.....	XXX	XXX	XXX	XXX	XXX	XXX	XXX	1,799	722	236
10. 2021.....	XXX	XXX	XXX	XXX	XXX	XXX	XXX	XXX	1,926	725
11. 2022	XXX	XXX	XXX	XXX	XXX	XXX	XXX	XXX	XXX	1,710

SCHEDULE P - PART 4H - SECTION 2 - OTHER LIABILITY - CLAIMS-MADE

1. Prior.....	676	135	16	12	6	2				
2. 2013.....	8	4	1	3						
3. 2014.....	XXX	42	41	110	355					
4. 2015.....	XXX	XXX	45	122	378	3				
5. 2016.....	XXX	XXX	XXX	120	386	3	3			
6. 2017.....	XXX	XXX	XXX	XXX	671	4	3	3		
7. 2018.....	XXX	XXX	XXX	XXX	XXX	1,898	4	3	3	
8. 2019.....	XXX	XXX	XXX	XXX	XXX	XXX	1,441	4	3	3
9. 2020.....	XXX	XXX	XXX	XXX	XXX	XXX	XXX	1,783	4	3
10. 2021.....	XXX	XXX	XXX	XXX	XXX	XXX	XXX	XXX	1,153	614
11. 2022	XXX	XXX	XXX	XXX	XXX	XXX	XXX	XXX	XXX	5,193

ANNUAL STATEMENT FOR THE YEAR 2022 OF THE PROGRESSIVE NORTHWESTERN INSURANCE COMPANY

SCHEDULE P - PART 4I - SPECIAL PROPERTY (FIRE, ALLIED LINES, INLAND MARINE, EARTHQUAKE, BURGLARY, AND THEFT)

Years in Which Losses Were Incurred	BULK AND IBNR RESERVES ON NET LOSSES AND DEFENSE AND COST CONTAINMENT EXPENSES REPORTED AT YEAR END (\$000 OMITTED)									
	1	2	3	4	5	6	7	8	9	10
	2013	2014	2015	2016	2017	2018	2019	2020	2021	2022
1. Prior.....	XXX	XXX	XXX	XXX	XXX	XXX	XXX	808	85	13
2. 2021.....	XXX	XXX	XXX	XXX	XXX	XXX	XXX	XXX	882	99
3. 2022	XXX	XXX	XXX	XXX	XXX	XXX	XXX	XXX	XXX	2,423

SCHEDULE P - PART 4J - AUTO PHYSICAL DAMAGE

1. Prior.....	XXX	XXX	XXX	XXX	XXX	XXX	XXX	(26,960)	(3,004)	(1,691)
2. 2021.....	XXX	XXX	XXX	XXX	XXX	XXX	XXX	XXX	(29,515)	(2,435)
3. 2022	XXX	XXX	XXX	XXX	XXX	XXX	XXX	XXX	XXX	(36,148)

SCHEDULE P - PART 4K - FIDELITY/SURETY

1. Prior.....	XXX	XXX	XXX	XXX	XXX	XXX	XXX			
2. 2021.....	XXX	XXX	XXX	XXX	XXX	XXX	XXX	XXX		
3. 2022	XXX	XXX	XXX	XXX	XXX	XXX	XXX	XXX	XXX	

NONE

SCHEDULE P - PART 4L - OTHER (INCLUDING CREDIT, ACCIDENT AND HEALTH)

1. Prior.....	XXX	XXX	XXX	XXX	XXX	XXX	XXX			
2. 2021.....	XXX	XXX	XXX	XXX	XXX	XXX	XXX	XXX		
3. 2022	XXX	XXX	XXX	XXX	XXX	XXX	XXX	XXX	XXX	

NONE

SCHEDULE P - PART 4M - INTERNATIONAL

1. Prior.....										
2. 2013.....										
3. 2014.....	XXX									
4. 2015.....	XXX	XXX								
5. 2016.....	XXX	XXX	XXX							
6. 2017.....	XXX	XXX	XXX	XXX						
7. 2018.....	XXX	XXX	XXX	XXX	XXX					
8. 2019.....	XXX	XXX	XXX	XXX	XXX	XXX				
9. 2020.....	XXX	XXX	XXX	XXX	XXX	XXX	XXX			
10. 2021.....	XXX	XXX	XXX	XXX	XXX	XXX	XXX	XXX		
11. 2022	XXX	XXX	XXX	XXX	XXX	XXX	XXX	XXX	XXX	

NONE

SCHEDULE P - PART 4N - REINSURANCE
NONPROPORTIONAL ASSUMED PROPERTY

Years in Which Losses Were Incurred	BULK AND IBNR RESERVES ON NET LOSSES AND DEFENSE AND COST CONTAINMENT EXPENSES REPORTED AT YEAR END (\$000 OMITTED)									
	1	2	3	4	5	6	7	8	9	10
	2013	2014	2015	2016	2017	2018	2019	2020	2021	2022
1. Prior.....										
2. 2013.....										
3. 2014.....	XXX									
4. 2015.....	XXX	XXX								
5. 2016.....	XXX	XXX	XX							
6. 2017.....	XXX	XXX	XX	XX						
7. 2018.....	XXX	XXX	XXX	XXX	XXX					
8. 2019.....	XXX	XXX	XXX	XXX	XXX	XXX				
9. 2020.....	XXX	XXX	XXX	XXX	XXX	XXX	XXX			
10. 2021.....	XXX	XXX	XXX	XXX	XXX	XXX	XXX	XXX		
11. 2022	XXX	XXX	XXX	XXX	XXX	XXX	XXX	XXX	XXX	

SCHEDULE P - PART 4O - REINSURANCE
NONPROPORTIONAL ASSUMED LIABILITY

1. Prior.....	693	626	639	595	548	99	85	85	83	183
2. 2013.....										
3. 2014.....	XXX									
4. 2015.....	XXX	XXX								
5. 2016.....	XXX	XXX	XXX							
6. 2017.....	XXX	XXX	XXX	XXX						
7. 2018.....	XXX	XXX	XXX	XXX	XXX					
8. 2019.....	XXX	XXX	XXX	XXX	XXX	XXX				
9. 2020.....	XXX	XXX	XXX	XXX	XXX	XXX	XXX			
10. 2021.....	XXX	XXX	XXX	XXX	XXX	XXX	XXX	XXX		
11. 2022	XXX	XXX	XXX	XXX	XXX	XXX	XXX	XXX	XXX	

SCHEDULE P - PART 4P - REINSURANCE
NONPROPORTIONAL ASSUMED FINANCIAL LINES

1. Prior.....										
2. 2013.....										
3. 2014.....	XXX									
4. 2015.....	XXX	XXX								
5. 2016.....	XXX	XXX	XXX							
6. 2017.....	XXX	XXX	XX	XX						
7. 2018.....	XXX	XXX	XX	XX	XX					
8. 2019.....	XXX	XXX	XX	XX	XX	XX				
9. 2020.....	XXX	XXX	XXX	XXX	XXX	XXX	XXX			
10. 2021.....	XXX	XXX	XXX	XXX	XXX	XXX	XXX	XXX		
11. 2022	XXX	XXX	XXX	XXX	XXX	XXX	XXX	XXX	XXX	

Schedule P - Part 4R - Section 1 - Products Liability - Occurrence

N O N E

Schedule P - Part 4R - Section 2 - Products Liability - Claims-Made

N O N E

Schedule P - Part 4S - Financial Guaranty/Mortgage Guaranty

N O N E

Schedule P - Part 4T - Warranty

N O N E

ANNUAL STATEMENT FOR THE YEAR 2022 OF THE PROGRESSIVE NORTHWESTERN INSURANCE COMPANY

SCHEDULE P - PART 5A - HOMEOWNERS/FARMOWNERS

SECTION 1

Years in Which Premiums Were Earned and Losses Were Incurred	CUMULATIVE NUMBER OF CLAIMS CLOSED WITH LOSS PAYMENT DIRECT AND ASSUMED AT YEAR END									
	1	2	3	4	5	6	7	8	9	10
	2013	2014	2015	2016	2017	2018	2019	2020	2021	2022
1. Prior.....	32	4	2							
2. 2013.....	391	419	420	420	421	421	421	421	421	421
3. 2014.....	XXX	513	535	537	538	538	538	538	538	538
4. 2015.....	XXX	XXX	442	475	476	476	477	477	477	477
5. 2016.....	XXX	XXX	XXX	489	516	517	518	519	519	519
6. 2017.....	XXX	XXX	XXX	XXX	663	710	713	714	714	714
7. 2018.....	XXX	XXX	XXX	XXX	XXX	498	539	540	541	541
8. 2019.....	XXX	XXX	XXX	XXX	XXX	XXX	662	709	710	711
9. 2020.....	XXX	XXX	XXX	XXX	XXX	XXX	XXX	771	824	828
10. 2021.....	XXX	XXX	XXX	XXX	XXX	XXX	XXX	XXX	534	640
11. 2022.....	XXX	XXX	XXX	XXX	XXX	XXX	XXX	XXX	XXX	613

SECTION 2

Years in Which Premiums Were Earned and Losses Were Incurred	NUMBER OF CLAIMS OUTSTANDING DIRECT AND ASSUMED AT YEAR END									
	1	2	3	4	5	6	7	8	9	10
	2013	2014	2015	2016	2017	2018	2019	2020	2021	2022
1. Prior.....	2	1								
2. 2013.....	23	1								
3. 2014.....	XXX	19	2	1						
4. 2015.....	XXX	XXX	32	1	1	1				
5. 2016.....	XXX	XXX	XXX	24	2					
6. 2017.....	XXX	XXX	XXX	XXX	32	2	1			
7. 2018.....	XXX	XXX	XXX	XXX	XXX	30	1	1	1	
8. 2019.....	XXX	XXX	XXX	XXX	XXX	XXX	31	1	1	
9. 2020.....	XXX	XXX	XXX	XXX	XXX	XXX	XXX	36	4	1
10. 2021.....	XXX	XXX	XXX	XXX	XXX	XXX	XXX	XXX	81	3
11. 2022.....	XXX	XXX	XXX	XXX	XXX	XXX	XXX	XXX	XXX	81

SECTION 3

Years in Which Premiums Were Earned and Losses Were Incurred	CUMULATIVE NUMBER OF CLAIMS REPORTED DIRECT AND ASSUMED AT YEAR END									
	1	2	3	4	5	6	7	8	9	10
	2013	2014	2015	2016	2017	2018	2019	2020	2021	2022
1. Prior.....	32	3	2			1				
2. 2013.....	727	754	755	755	755	755	755	755	755	755
3. 2014.....	XXX	902	921	921	922	922	922	922	922	922
4. 2015.....	XXX	XXX	811	841	843	843	843	843	843	843
5. 2016.....	XXX	XXX	XXX	871	898	899	899	899	899	900
6. 2017.....	XXX	XXX	XXX	XXX	1,135	1,184	1,187	1,189	1,189	1,188
7. 2018.....	XXX	XXX	XXX	XXX	XXX	972	1,014	1,017	1,017	1,018
8. 2019.....	XXX	XXX	XXX	XXX	XXX	XXX	1,208	1,249	1,252	1,252
9. 2020.....	XXX	XXX	XXX	XXX	XXX	XXX	XXX	1,150	1,194	1,196
10. 2021.....	XXX	XXX	XXX	XXX	XXX	XXX	XXX	XXX	911	982
11. 2022.....	XXX	XXX	XXX	XXX	XXX	XXX	XXX	XXX	XXX	986

ANNUAL STATEMENT FOR THE YEAR 2022 OF THE PROGRESSIVE NORTHWESTERN INSURANCE COMPANY

SCHEDULE P - PART 5B - PRIVATE PASSENGER AUTO LIABILITY/MEDICAL

SECTION 1

Years in Which Premiums Were Earned and Losses Were Incurred	CUMULATIVE NUMBER OF CLAIMS CLOSED WITH LOSS PAYMENT DIRECT AND ASSUMED AT YEAR END									
	1	2	3	4	5	6	7	8	9	10
	2013	2014	2015	2016	2017	2018	2019	2020	2021	2022
1. Prior.....	19,875	3,825	1,286	488	189	91	70	60	35	11
2. 2013.....	63,658	80,964	83,298	84,130	84,409	84,501	84,568	84,611	84,638	84,645
3. 2014.....	XXX	65,090	81,414	83,994	84,876	85,172	85,286	85,375	85,452	85,477
4. 2015.....	XXX	XXX	63,665	81,510	84,245	85,205	85,569	85,665	85,841	85,900
5. 2016.....	XXX	XXX	XXX	66,371	85,236	88,247	89,346	89,656	89,913	90,057
6. 2017.....	XXX	XXX	XXX	XXX	69,662	90,073	93,286	94,302	94,863	95,103
7. 2018.....	XXX	XXX	XXX	XXX	XXX	76,382	99,917	103,485	104,896	105,436
8. 2019.....	XXX	XXX	XXX	XXX	XXX	XXX	83,133	107,518	111,731	113,356
9. 2020.....	XXX	XXX	XXX	XXX	XXX	XXX	XXX	67,113	88,311	92,056
10. 2021.....	XXX	XXX	XXX	XXX	XXX	XXX	XXX	XXX	74,051	102,502
11. 2022.....	XXX	XXX	XXX	XXX	XXX	XXX	XXX	XXX	XXX	69,858

SECTION 2

Years in Which Premiums Were Earned and Losses Were Incurred	NUMBER OF CLAIMS OUTSTANDING DIRECT AND ASSUMED AT YEAR END									
	1	2	3	4	5	6	7	8	9	10
	2013	2014	2015	2016	2017	2018	2019	2020	2021	2022
1. Prior.....	5,965	2,358	1,051	528	340	244	166	106	69	58
2. 2013.....	18,993	3,573	1,409	540	259	166	92	46	17	10
3. 2014.....	XXX	19,599	3,905	1,487	623	329	217	129	48	21
4. 2015.....	XXX	XXX	20,957	4,179	1,712	751	386	302	117	48
5. 2016.....	XXX	XXX	XXX	21,914	4,680	1,896	807	519	268	113
6. 2017.....	XXX	XXX	XXX	XXX	24,027	5,015	2,029	1,046	497	260
7. 2018.....	XXX	XXX	XXX	XXX	XXX	27,562	5,772	2,475	1,117	586
8. 2019.....	XXX	XXX	XXX	XXX	XXX	XXX	30,369	6,458	2,645	1,073
9. 2020.....	XXX	XXX	XXX	XXX	XXX	XXX	XXX	26,285	5,546	2,098
10. 2021.....	XXX	XXX	XXX	XXX	XXX	XXX	XXX	XXX	34,497	6,928
11. 2022.....	XXX	XXX	XXX	XXX	XXX	XXX	XXX	XXX	XXX	32,375

SECTION 3

Years in Which Premiums Were Earned and Losses Were Incurred	CUMULATIVE NUMBER OF CLAIMS REPORTED DIRECT AND ASSUMED AT YEAR END									
	1	2	3	4	5	6	7	8	9	10
	2013	2014	2015	2016	2017	2018	2019	2020	2021	2022
1. Prior.....	6,754	826	212	66	28	12	14	5	4	5
2. 2013.....	118,588	124,840	125,392	125,530	125,569	125,582	125,591	125,596	125,597	125,598
3. 2014.....	XXX	122,288	127,145	127,702	127,846	127,891	127,916	127,928	127,931	127,932
4. 2015.....	XXX	XXX	123,020	128,655	129,267	129,425	129,484	129,508	129,518	129,520
5. 2016.....	XXX	XXX	XXX	129,222	135,542	136,217	136,410	136,471	136,496	136,511
6. 2017.....	XXX	XXX	XXX	XXX	136,727	144,019	144,766	144,941	145,008	145,045
7. 2018.....	XXX	XXX	XXX	XXX	XXX	152,933	161,555	162,362	162,601	162,680
8. 2019.....	XXX	XXX	XXX	XXX	XXX	XXX	169,776	177,378	178,317	178,590
9. 2020.....	XXX	XXX	XXX	XXX	XXX	XXX	XXX	141,811	149,297	150,128
10. 2021.....	XXX	XXX	XXX	XXX	XXX	XXX	XXX	XXX	169,560	179,734
11. 2022.....	XXX	XXX	XXX	XXX	XXX	XXX	XXX	XXX	XXX	155,595

ANNUAL STATEMENT FOR THE YEAR 2022 OF THE PROGRESSIVE NORTHWESTERN INSURANCE COMPANY

SCHEDULE P - PART 5C - COMMERCIAL AUTO/TRUCK LIABILITY/MEDICAL

SECTION 1

Years in Which Premiums Were Earned and Losses Were Incurred	CUMULATIVE NUMBER OF CLAIMS CLOSED WITH LOSS PAYMENT DIRECT AND ASSUMED AT YEAR END									
	1	2	3	4	5	6	7	8	9	10
	2013	2014	2015	2016	2017	2018	2019	2020	2021	2022
1. Prior.....	1,010	263	99	38	10	6	2	2	1	
2. 2013.....	2,751	3,524	3,682	3,749	3,772	3,778	3,781	3,782	3,783	3,783
3. 2014.....	XXX	2,689	3,412	3,589	3,654	3,679	3,688	3,691	3,693	3,694
4. 2015.....	XXX	XXX	2,773	3,646	3,845	3,922	3,952	3,963	3,968	3,970
5. 2016.....	XXX	XXX	XXX	3,408	4,548	4,788	4,894	4,931	4,942	4,952
6. 2017.....	XXX	XXX	XXX	XXX	3,607	4,802	5,089	5,195	5,238	5,256
7. 2018.....	XXX	XXX	XXX	XXX	XXX	3,905	5,303	5,628	5,753	5,804
8. 2019.....	XXX	XXX	XXX	XXX	XXX	XXX	4,309	5,813	6,192	6,339
9. 2020.....	XXX	XXX	XXX	XXX	XXX	XXX	XXX	3,482	4,896	5,229
10. 2021.....	XXX	XXX	XXX	XXX	XXX	XXX	XXX	XXX	4,369	6,695
11. 2022.....	XXX	XXX	XXX	XXX	XXX	XXX	XXX	XXX	XXX	5,154

SECTION 2

Years in Which Premiums Were Earned and Losses Were Incurred	NUMBER OF CLAIMS OUTSTANDING DIRECT AND ASSUMED AT YEAR END									
	1	2	3	4	5	6	7	8	9	10
	2013	2014	2015	2016	2017	2018	2019	2020	2021	2022
1. Prior.....	408	175	72	28	16	8	5	5	4	3
2. 2013.....	902	244	103	38	13	7	3	1	1	1
3. 2014.....	XXX	914	269	111	46	18	8	5	3	1
4. 2015.....	XXX	XXX	1,092	300	134	56	21	10	5	2
5. 2016.....	XXX	XXX	XXX	1,409	388	177	73	32	19	8
6. 2017.....	XXX	XXX	XXX	XXX	1,534	448	185	84	39	18
7. 2018.....	XXX	XXX	XXX	XXX	XXX	1,805	522	231	105	49
8. 2019.....	XXX	XXX	XXX	XXX	XXX	XXX	2,069	612	279	136
9. 2020.....	XXX	XXX	XXX	XXX	XXX	XXX	XXX	1,997	576	265
10. 2021.....	XXX	XXX	XXX	XXX	XXX	XXX	XXX	XXX	3,314	957
11. 2022.....	XXX	XXX	XXX	XXX	XXX	XXX	XXX	XXX	XXX	3,775

SECTION 3

Years in Which Premiums Were Earned and Losses Were Incurred	CUMULATIVE NUMBER OF CLAIMS REPORTED DIRECT AND ASSUMED AT YEAR END									
	1	2	3	4	5	6	7	8	9	10
	2013	2014	2015	2016	2017	2018	2019	2020	2021	2022
1. Prior.....	441	69	20	5	2	2	1			
2. 2013.....	5,397	5,763	5,804	5,817	5,820	5,821	5,821	5,822	5,822	5,822
3. 2014.....	XXX	5,339	5,641	5,691	5,706	5,709	5,711	5,712	5,712	5,713
4. 2015.....	XXX	XXX	5,779	6,156	6,213	6,230	6,233	6,235	6,236	6,236
5. 2016.....	XXX	XXX	XXX	7,242	7,772	7,843	7,869	7,877	7,878	7,880
6. 2017.....	XXX	XXX	XXX	XXX	7,708	8,270	8,359	8,383	8,392	8,395
7. 2018.....	XXX	XXX	XXX	XXX	XXX	8,609	9,319	9,426	9,453	9,461
8. 2019.....	XXX	XXX	XXX	XXX	XXX	XXX	9,785	10,501	10,610	10,649
9. 2020.....	XXX	XXX	XXX	XXX	XXX	XXX	XXX	8,449	9,170	9,288
10. 2021.....	XXX	XXX	XXX	XXX	XXX	XXX	XXX	XXX	11,947	13,245
11. 2022.....	XXX	XXX	XXX	XXX	XXX	XXX	XXX	XXX	XXX	14,320

ANNUAL STATEMENT FOR THE YEAR 2022 OF THE PROGRESSIVE NORTHWESTERN INSURANCE COMPANY

SCHEDULE P - PART 5D - WORKERS' COMPENSATION

(EXCLUDING EXCESS WORKERS' COMPENSATION)

SECTION 1

Years in Which Premiums Were Earned and Losses Were Incurred	CUMULATIVE NUMBER OF CLAIMS CLOSED WITH LOSS PAYMENT DIRECT AND ASSUMED AT YEAR END									
	1	2	3	4	5	6	7	8	9	10
	2013	2014	2015	2016	2017	2018	2019	2020	2021	2022
1. Prior.....										
2. 2013.....										
3. 2014.....	XXX									
4. 2015.....	XXX	XXX								
5. 2016.....	XXX	XXX	XXX							
6. 2017.....	XXX	XXX	XXX	XXX						
7. 2018.....	XXX	XXX	XXX	XXX	XXX					
8. 2019.....	XXX	XXX	XXX	XXX	XXX	XXX				
9. 2020.....	XXX	XXX	XXX	XXX	XXX	XXX	XXX			
10. 2021.....	XXX	XXX	XXX	XXX	XXX	XXX	XXX	XXX		
11. 2022	XXX	XXX	XXX	XXX	XXX	XXX	XXX	XXX	XXX	

SECTION 2

Years in Which Premiums Were Earned and Losses Were Incurred	NUMBER OF CLAIMS OUTSTANDING DIRECT AND ASSUMED AT YEAR END									
	1	2	3	4	5	6	7	8	9	10
	2013	2014	2015	2016	2017	2018	2019	2020	2021	2022
1. Prior.....		1	1	1						
2. 2013.....										
3. 2014.....	XXX									
4. 2015.....	XXX	XXX								
5. 2016.....	XXX	XXX	XXX							
6. 2017.....	XXX	XXX	XXX	XXX						
7. 2018.....	XXX	XXX	XXX	XXX	XXX					
8. 2019.....	XXX	XXX	XXX	XXX	XXX	XXX				
9. 2020.....	XXX	XXX	XXX	XXX	XXX	XXX	XXX			
10. 2021.....	XXX	XXX	XXX	XXX	XXX	XXX	XXX	XXX		
11. 2022	XXX	XXX	XXX	XXX	XXX	XXX	XXX	XXX	XXX	

SECTION 3

Years in Which Premiums Were Earned and Losses Were Incurred	CUMULATIVE NUMBER OF CLAIMS REPORTED DIRECT AND ASSUMED AT YEAR END									
	1	2	3	4	5	6	7	8	9	10
	2013	2014	2015	2016	2017	2018	2019	2020	2021	2022
1. Prior.....										
2. 2013.....										
3. 2014.....	XXX									
4. 2015.....	XXX	XXX								
5. 2016.....	XXX	XXX	XXX							
6. 2017.....	XXX	XXX	XXX	XXX						
7. 2018.....	XXX	XXX	XXX	XXX	XXX					
8. 2019.....	XXX	XXX	XXX	XXX	XXX	XXX				
9. 2020.....	XXX	XXX	XXX	XXX	XXX	XXX	XXX			
10. 2021.....	XXX	XXX	XXX	XXX	XXX	XXX	XXX	XXX		
11. 2022	XXX	XXX	XXX	XXX	XXX	XXX	XXX	XXX	XXX	

ANNUAL STATEMENT FOR THE YEAR 2022 OF THE PROGRESSIVE NORTHWESTERN INSURANCE COMPANY

SCHEDULE P - PART 5E - COMMERCIAL MULTIPLE PERIL

SECTION 1

Years in Which Premiums Were Earned and Losses Were Incurred	CUMULATIVE NUMBER OF CLAIMS CLOSED WITH LOSS PAYMENT DIRECT AND ASSUMED AT YEAR END									
	1	2	3	4	5	6	7	8	9	10
	2013	2014	2015	2016	2017	2018	2019	2020	2021	2022
1. Prior.....										
2. 2013.....										
3. 2014.....	XXX									
4. 2015.....	XXX	XXX								
5. 2016.....	XXX	XXX	XXX							
6. 2017.....	XXX	XXX	XXX	XXX						
7. 2018.....	XXX	XXX	XXX	XXX	XXX					
8. 2019.....	XXX	XXX	XXX	XXX	XXX	XXX				
9. 2020.....	XXX	XXX	XXX	XXX	XXX	XXX	XXX	1	1	1
10. 2021.....	XXX	XXX	XXX	XXX	XXX	XXX	XXX	XXX	6	9
11. 2022	XXX	XXX	XXX	XXX	XXX	XXX	XXX	XXX	XXX	14

SECTION 2

Years in Which Premiums Were Earned and Losses Were Incurred	NUMBER OF CLAIMS OUTSTANDING DIRECT AND ASSUMED AT YEAR END									
	1	2	3	4	5	6	7	8	9	10
	2013	2014	2015	2016	2017	2018	2019	2020	2021	2022
1. Prior.....										
2. 2013.....										
3. 2014.....	XXX									
4. 2015.....	XXX	XXX								
5. 2016.....	XXX	XXX	XXX							
6. 2017.....	XXX	XXX	XXX	XXX						
7. 2018.....	XXX	XXX	XXX	XXX	XXX					
8. 2019.....	XXX	XXX	XXX	XXX	XXX	XXX				
9. 2020.....	XXX	XXX	XXX	XXX	XXX	XXX	XXX			
10. 2021.....	XXX	XXX	XXX	XXX	XXX	XXX	XXX	XXX	2	
11. 2022	XXX	XXX	XXX	XXX	XXX	XXX	XXX	XXX	XXX	7

SECTION 3

Years in Which Premiums Were Earned and Losses Were Incurred	CUMULATIVE NUMBER OF CLAIMS REPORTED DIRECT AND ASSUMED AT YEAR END									
	1	2	3	4	5	6	7	8	9	10
	2013	2014	2015	2016	2017	2018	2019	2020	2021	2022
1. Prior.....										
2. 2013.....										
3. 2014.....	XXX									
4. 2015.....	XXX	XXX								
5. 2016.....	XXX	XXX	XXX							
6. 2017.....	XXX	XXX	XXX	XXX						
7. 2018.....	XXX	XXX	XXX	XXX	XXX					
8. 2019.....	XXX	XXX	XXX	XXX	XXX	XXX				
9. 2020.....	XXX	XXX	XXX	XXX	XXX	XXX	XXX	1	1	1
10. 2021.....	XXX	XXX	XXX	XXX	XXX	XXX	XXX	XXX	9	11
11. 2022	XXX	XXX	XXX	XXX	XXX	XXX	XXX	XXX	XXX	25

Schedule P - Part 5F - Medical Professional Liability - Occurrence - Section 1A

N O N E

Schedule P - Part 5F - Medical Professional Liability - Occurrence - Section 2A

N O N E

Schedule P - Part 5F - Medical Professional Liability - Occurrence - Section 3A

N O N E

Schedule P - Part 5F - Medical Professional Liability - Claims-Made - Section 1B

N O N E

Schedule P - Part 5F - Medical Professional Liability - Claims-Made - Section 2B

N O N E

Schedule P - Part 5F - Medical Professional Liability - Claims-Made - Section 3B

N O N E

ANNUAL STATEMENT FOR THE YEAR 2022 OF THE PROGRESSIVE NORTHWESTERN INSURANCE COMPANY

SCHEDULE P - PART 5H - OTHER LIABILITY - OCCURRENCE

SECTION 1A

Years in Years in Which Premiums Were Earned and Losses Were Incurred	CUMULATIVE NUMBER OF CLAIMS CLOSED WITH LOSS PAYMENT DIRECT AND ASSUMED AT YEAR END									
	1	2	3	4	5	6	7	8	9	10
	2013	2014	2015	2016	2017	2018	2019	2020	2021	2022
1. Prior.....	63	8	4	2	1					
2. 2013.....	235	265	270	273	275	276	276	276	276	276
3. 2014.....	XXX	230	250	255	257	258	259	259	259	259
4. 2015.....	XXX	XXX	231	258	264	267	268	268	268	268
5. 2016.....	XXX	XXX	XXX	250	280	287	291	293	294	294
6. 2017.....	XXX	XXX	XXX	XXX	306	348	357	359	360	360
7. 2018.....	XXX	XXX	XXX	XXX	XXX	292	353	359	363	364
8. 2019.....	XXX	XXX	XXX	XXX	XXX	XXX	259	297	304	307
9. 2020.....	XXX	XXX	XXX	XXX	XXX	XXX	XXX	330	383	392
10. 2021.....	XXX	XXX	XXX	XXX	XXX	XXX	XXX	XXX	247	292
11. 2022.....	XXX	XXX	XXX	XXX	XXX	XXX	XXX	XXX	XXX	428

SECTION 2A

Years in Years in Which Premiums Were Earned and Losses Were Incurred	NUMBER OF CLAIMS OUTSTANDING DIRECT AND ASSUMED AT YEAR END									
	1	2	3	4	5	6	7	8	9	10
	2013	2014	2015	2016	2017	2018	2019	2020	2021	2022
1. Prior.....	19	9	4	2						
2. 2013.....	48	14	9	4	2					
3. 2014.....	XXX	44	12	6	3	1				
4. 2015.....	XXX	XXX	52	14	6	2	1			
5. 2016.....	XXX	XXX	XXX	55	16	8	4	2	1	1
6. 2017.....	XXX	XXX	XXX	XXX	57	16	6	3	2	1
7. 2018.....	XXX	XXX	XXX	XXX	XXX	58	17	8	3	2
8. 2019.....	XXX	XXX	XXX	XXX	XXX	XXX	48	17	9	5
9. 2020.....	XXX	XXX	XXX	XXX	XXX	XXX	XXX	60	21	11
10. 2021.....	XXX	XXX	XXX	XXX	XXX	XXX	XXX	XXX	55	24
11. 2022.....	XXX	XXX	XXX	XXX	XXX	XXX	XXX	XXX	XXX	103

SECTION 3A

Years in Years in Which Premiums Were Earned and Losses Were Incurred	CUMULATIVE NUMBER OF CLAIMS REPORTED DIRECT AND ASSUMED AT YEAR END									
	1	2	3	4	5	6	7	8	9	10
	2013	2014	2015	2016	2017	2018	2019	2020	2021	2022
1. Prior.....	57	6	3			2	1	1		
2. 2013.....	577	615	619	620	620	620	620	620	620	620
3. 2014.....	XXX	605	633	639	641	641	641	641	641	641
4. 2015.....	XXX	XXX	600	633	637	639	640	640	640	640
5. 2016.....	XXX	XXX	XXX	653	691	697	700	700	701	701
6. 2017.....	XXX	XXX	XXX	XXX	724	771	776	777	778	778
7. 2018.....	XXX	XXX	XXX	XXX	XXX	616	669	674	676	677
8. 2019.....	XXX	XXX	XXX	XXX	XXX	XXX	485	525	531	534
9. 2020.....	XXX	XXX	XXX	XXX	XXX	XXX	XXX	633	681	688
10. 2021.....	XXX	XXX	XXX	XXX	XXX	XXX	XXX	XXX	502	546
11. 2022.....	XXX	XXX	XXX	XXX	XXX	XXX	XXX	XXX	XXX	818

ANNUAL STATEMENT FOR THE YEAR 2022 OF THE PROGRESSIVE NORTHWESTERN INSURANCE COMPANY

SCHEDULE P - PART 5H - OTHER LIABILITY - CLAIMS-MADE

SECTION 1B

Years in Years in Which Premiums Were Earned and Losses Were Incurred	CUMULATIVE NUMBER OF CLAIMS CLOSED WITH LOSS PAYMENT DIRECT AND ASSUMED AT YEAR END									
	1	2	3	4	5	6	7	8	9	10
	2013	2014	2015	2016	2017	2018	2019	2020	2021	2022
1. Prior.....	8	4	4	1	1					
2. 2013.....										
3. 2014.....	XXX									
4. 2015.....	XXX	XXX								
5. 2016.....	XXX	XXX	XXX							
6. 2017.....	XXX	XXX	XXX	XXX						
7. 2018.....	XXX	XXX	XXX	XXX	XXX					
8. 2019.....	XXX	XXX	XXX	XXX	XXX	XXX				
9. 2020.....	XXX	XXX	XXX	XXX	XXX	XXX	XXX			
10. 2021.....	XXX	XXX	XXX	XXX	XXX	XXX	XXX	XXX		
11. 2022	XXX	XXX	XXX	XXX	XXX	XXX	XXX	XXX	XXX	

SECTION 2B

Years in Years in Which Premiums Were Earned and Losses Were Incurred	NUMBER OF CLAIMS OUTSTANDING DIRECT AND ASSUMED AT YEAR END									
	1	2	3	4	5	6	7	8	9	10
	2013	2014	2015	2016	2017	2018	2019	2020	2021	2022
1. Prior.....	23	9	4	2	1	1				
2. 2013.....	2	1								
3. 2014.....	XXX									
4. 2015.....	XXX	XXX								
5. 2016.....	XXX	XXX	XXX							
6. 2017.....	XXX	XXX	XXX	XXX						
7. 2018.....	XXX	XXX	XXX	XXX	XXX					
8. 2019.....	XXX	XXX	XXX	XXX	XXX	XXX				
9. 2020.....	XXX	XXX	XXX	XXX	XXX	XXX	XXX			
10. 2021.....	XXX	XXX	XXX	XXX	XXX	XXX	XXX	XXX		
11. 2022	XXX	XXX	XXX	XXX	XXX	XXX	XXX	XXX	XXX	

SECTION 3B

Years in Years in Which Premiums Were Earned and Losses Were Incurred	CUMULATIVE NUMBER OF CLAIMS REPORTED DIRECT AND ASSUMED AT YEAR END									
	1	2	3	4	5	6	7	8	9	10
	2013	2014	2015	2016	2017	2018	2019	2020	2021	2022
1. Prior.....	3									
2. 2013.....	3	3	3	3	3	3	3	3	3	3
3. 2014.....	XXX									
4. 2015.....	XXX	XXX								
5. 2016.....	XXX	XXX	XXX					1	1	
6. 2017.....	XXX	XXX	XXX	XXX						
7. 2018.....	XXX	XXX	XXX	XXX	XXX					
8. 2019.....	XXX	XXX	XXX	XXX	XXX	XXX				
9. 2020.....	XXX	XXX	XXX	XXX	XXX	XXX	XXX			
10. 2021.....	XXX	XXX	XXX	XXX	XXX	XXX	XXX	XXX		
11. 2022	XXX	XXX	XXX	XXX	XXX	XXX	XXX	XXX	XXX	

Schedule P - Part 5R - Products Liability - Occurrence - Section 1A
N O N E

Schedule P - Part 5R - Products Liability - Occurrence - Section 2A
N O N E

Schedule P - Part 5R - Products Liability - Occurrence - Section 3A
N O N E

Schedule P - Part 5R - Products Liability - Claims-Made - Section 1B
N O N E

Schedule P - Part 5R - Products Liability - Claims-Made - Section 2B
N O N E

Schedule P - Part 5R - Products Liability - Claims-Made - Section 3B
N O N E

Schedule P - Part 5T - Warranty - Section 1
N O N E

Schedule P - Part 5T - Warranty - Section 2
N O N E

Schedule P - Part 5T - Warranty - Section 3
N O N E

ANNUAL STATEMENT FOR THE YEAR 2022 OF THE PROGRESSIVE NORTHWESTERN INSURANCE COMPANY

SCHEDULE P - PART 6C - COMMERCIAL AUTO/TRUCK LIABILITY/MEDICAL

SECTION 1

Years in Which Premiums Were Earned and Losses Were Incurred	CUMULATIVE PREMIUMS EARNED DIRECT AND ASSUMED AT YEAR END (\$000 OMITTED)										11 Current Year Premiums Earned
	1	2	3	4	5	6	7	8	9	10	
	2013	2014	2015	2016	2017	2018	2019	2020	2021	2022	
1. Prior.....	(539)	(2)									
2. 2013.....	68,462	67,916	67,916	67,916	67,916	67,916	67,916	67,916	67,916	67,916	
3. 2014.....	XXX	70,988	70,988	70,988	70,988	70,988	70,988	70,988	70,988	70,988	
4. 2015.....	XXX	XXX	77,215	77,215	77,215	77,215	77,215	77,215	77,215	77,215	
5. 2016.....	XXX	XXX	XXX	97,564	97,564	97,564	97,564	97,564	97,564	97,564	
6. 2017.....	XXX	XXX	XXX	XXX	114,346	114,346	114,346	114,346	114,346	114,346	
7. 2018.....	XXX	XXX	XXX	XXX	XXX	145,987	145,987	145,987	145,987	145,987	
8. 2019.....	XXX	XXX	XXX	XXX	XXX	XXX	184,558	184,558	184,558	184,558	
9. 2020.....	XXX	XXX	XXX	XXX	XXX	XXX	XXX	206,893	206,893	206,893	
10. 2021.....	XXX	XXX	XXX	XXX	XXX	XXX	XXX	XXX	294,611	294,611	
11. 2022.....	XXX	XXX	XXX	XXX	XXX	XXX	XXX	XXX	XXX	371,512	371,512
12. Totals.....	XXX	XXX	XXX	XXX	XXX	XXX	XXX	XXX	XXX	XXX	371,512
13. Earned Premiums (Sch P-Pt. 1)	67,923	70,439	77,215	97,564	114,346	145,987	184,558	206,893	294,611	371,512	XXX

SECTION 2

Years in Which Premiums Were Earned and Losses Were Incurred	CUMULATIVE PREMIUMS EARNED CEDED AT YEAR END (\$000 OMITTED)										11 Current Year Premiums Earned
	1	2	3	4	5	6	7	8	9	10	
	2013	2014	2015	2016	2017	2018	2019	2020	2021	2022	
1. Prior.....	(6)										
2. 2013.....	498										
3. 2014.....	XXX	481	481	481	481	481	481	481	481	481	
4. 2015.....	XXX	XXX	371	371	371	371	371	371	371	371	
5. 2016.....	XXX	XXX	XXX	362	362	362	362	362	362	362	
6. 2017.....	XXX	XXX	XXX	XXX	424	424	424	424	424	424	
7. 2018.....	XXX	XXX	XXX	XXX	XXX	499	499	499	499	499	
8. 2019.....	XXX	XXX	XXX	XXX	XXX	XXX	691	691	691	691	
9. 2020.....	XXX	XXX	XXX	XXX	XXX	XXX	XXX	780	780	780	
10. 2021.....	XXX	XXX	XXX	XXX	XXX	XXX	XXX	XXX	2,089	2,089	
11. 2022.....	XXX	XXX	XXX	XXX	XXX	XXX	XXX	XXX	XXX	4,829	4,829
12. Totals.....	XXX	XXX	XXX	XXX	XXX	XXX	XXX	XXX	XXX	XXX	4,829
13. Earned Premiums (Sch P-Pt. 1)	493	478	371	362	424	499	691	780	2,089	4,829	XXX

SCHEDULE P - PART 6D - WORKERS' COMPENSATION

(EXCLUDING EXCESS WORKERS' COMPENSATION)

SECTION 1

Years in Which Premiums Were Earned and Losses Were Incurred	CUMULATIVE PREMIUMS EARNED DIRECT AND ASSUMED AT YEAR END (\$000 OMITTED)										11 Current Year Premiums Earned
	1	2	3	4	5	6	7	8	9	10	
	2013	2014	2015	2016	2017	2018	2019	2020	2021	2022	
1. Prior.....											
2. 2013.....											
3. 2014.....	XXX										
4. 2015.....	XXX	XXX									
5. 2016.....	XXX	XXX									
6. 2017.....	XXX	XXX									
7. 2018.....	XXX	XXX									
8. 2019.....	XXX	XXX									
9. 2020.....	XXX	XXX									
10. 2021.....	XXX	XXX	XXX	XXX	XXX	XXX	XXX	XXX			
11. 2022.....	XXX	XXX	XXX	XXX	XXX	XXX	XXX	XXX	XXX		
12. Totals.....	XXX	XXX	XXX	XXX	XXX	XXX	XXX	XXX	XXX	XXX	
13. Earned Premiums (Sch P-Pt. 1)											XXX

SECTION 2

Years in Which Premiums Were Earned and Losses Were Incurred	CUMULATIVE PREMIUMS EARNED CEDED AT YEAR END (\$000 OMITTED)										11 Current Year Premiums Earned
	1	2	3	4	5	6	7	8	9	10	
	2013	2014	2015	2016	2017	2018	2019	2020	2021	2022	
1. Prior.....											
2. 2013.....											
3. 2014.....	XXX										
4. 2015.....	XXX	XXX									
5. 2016.....	XXX	XXX									
6. 2017.....	XXX	XXX									
7. 2018.....	XXX	XXX									
8. 2019.....	XXX	XXX									
9. 2020.....	XXX	XXX									
10. 2021.....	XXX	XXX	XXX	XXX	XXX	XXX	XXX	XXX			
11. 2022.....	XXX	XXX	XXX	XXX	XXX	XXX	XXX	XXX	XXX		
12. Totals.....	XXX	XXX	XXX	XXX	XXX	XXX	XXX	XXX	XXX	XXX	
13. Earned Premiums (Sch P-Pt. 1)											XXX

ANNUAL STATEMENT FOR THE YEAR 2022 OF THE PROGRESSIVE NORTHWESTERN INSURANCE COMPANY

SCHEDULE P - PART 6E - COMMERCIAL MULTIPLE PERIL

SECTION 1

Years in Which Premiums Were Earned and Losses Were Incurred	CUMULATIVE PREMIUMS EARNED DIRECT AND ASSUMED AT YEAR END (\$000 OMITTED)										11 Current Year Premiums Earned
	1	2	3	4	5	6	7	8	9	10	
	2013	2014	2015	2016	2017	2018	2019	2020	2021	2022	
1. Prior.....											
2. 2013.....											
3. 2014.....	XXX										
4. 2015.....	XXX	XXX									
5. 2016.....	XXX	XXX	XXX								
6. 2017.....	XXX	XXX	XXX	XXX							
7. 2018.....	XXX	XXX	XXX	XXX	XXX						
8. 2019.....	XXX	XXX	XXX	XXX	XXX	XXX	9	9	9	9	
9. 2020.....	XXX	XXX	XXX	XXX	XXX	XXX	XXX	57	57	57	
10. 2021.....	XXX	XXX	XXX	XXX	XXX	XXX	XXX	XXX	297	297	
11. 2022.....	XXX	XXX	XXX	XXX	XXX	XXX	XXX	XXX	XXX	907	907
12. Totals.....	XXX	XXX	XXX	XXX	XXX	XXX	XXX	XXX	XXX	XXX	907
13. Earned Premiums (Sch P-Pt. 1)							9	57	297	907	XXX

SECTION 2

Years in Which Premiums Were Earned and Losses Were Incurred	CUMULATIVE PREMIUMS EARNED CEDED AT YEAR END (\$000 OMITTED)										11 Current Year Premiums Earned
	1	2	3	4	5	6	7	8	9	10	
	2013	2014	2015	2016	2017	2018	2019	2020	2021	2022	
1. Prior.....											
2. 2013.....											
3. 2014.....	XXX										
4. 2015.....	XXX	XXX									
5. 2016.....	XXX	XXX	XXX								
6. 2017.....	XXX	XXX	XXX	XXX							
7. 2018.....	XXX	XXX	XXX	XXX	XXX						
8. 2019.....	XXX	XXX	XXX	XXX	XXX	XXX					
9. 2020.....	XXX	XXX	XXX	XXX	XXX	XXX	XXX	12	12	12	
10. 2021.....	XXX	XXX	XXX	XXX	XXX	XXX	XXX	XXX	8	8	
11. 2022.....	XXX	XXX	XXX	XXX	XXX	XXX	XXX	XXX	XXX	26	26
12. Totals.....	XXX	XXX	XXX	XXX	XXX	XXX	XXX	XXX	XXX	XXX	26
13. Earned Premiums (Sch P-Pt. 1)								12	8	26	XXX

SCHEDULE P - PART 6H - OTHER LIABILITY - OCCURRENCE

SECTION 1A

Years in Which Premiums Were Earned and Losses Were Incurred	CUMULATIVE PREMIUMS EARNED DIRECT AND ASSUMED AT YEAR END (\$000 OMITTED)										11 Current Year Premiums Earned
	1	2	3	4	5	6	7	8	9	10	
	2013	2014	2015	2016	2017	2018	2019	2020	2021	2022	
1. Prior.....	(40)										
2. 2013.....	8,474	8,437	8,437	8,437	8,437	8,437	8,437	8,437	8,437	8,437	
3. 2014.....	XXX	8,717	8,717	8,717	8,717	8,717	8,717	8,717	8,717	8,717	
4. 2015.....	XXX	XXX	8,636	8,636	8,636	8,636	8,636	8,636	8,636	8,636	
5. 2016.....	XXX	XXX	XXX	8,848	8,848	8,848	8,848	8,848	8,848	8,848	
6. 2017.....	XXX	XXX	XXX	XXX	9,147	9,147	9,147	9,147	9,147	9,147	
7. 2018.....	XXX	XXX	XXX	XXX	XXX	9,853	9,853	9,853	9,853	9,853	
8. 2019.....	XXX	XXX	XXX	XXX	XXX	XXX	10,992	10,992	10,992	10,992	
9. 2020.....	XXX	XXX	XXX	XXX	XXX	XXX	XXX	11,814	11,814	11,814	
10. 2021.....	XXX	XXX	XXX	XXX	XXX	XXX	XXX	XXX	13,465	13,465	
11. 2022.....	XXX	XXX	XXX	XXX	XXX	XXX	XXX	XXX	XXX	14,680	14,680
12. Totals.....	XXX	XXX	XXX	XXX	XXX	XXX	XXX	XXX	XXX	XXX	14,680
13. Earned Premiums (Sch P-Pt. 1)	8,434	8,680	8,636	8,848	9,147	9,853	10,992	11,814	13,465	14,680	XXX

SECTION 2A

Years in Which Premiums Were Earned and Losses Were Incurred	CUMULATIVE PREMIUMS EARNED CEDED AT YEAR END (\$000 OMITTED)										11 Current Year Premiums Earned
	1	2	3	4	5	6	7	8	9	10	
	2013	2014	2015	2016	2017	2018	2019	2020	2021	2022	
1. Prior.....	(2)										
2. 2013.....	544	541	541	541	541	541	541	541	541	541	
3. 2014.....	XXX	620	620	620	620	620	620	620	620	620	
4. 2015.....	XXX	XXX	636	636	636	636	636	636	636	636	
5. 2016.....	XXX	XXX	XXX	678	678	678	678	678	678	678	
6. 2017.....	XXX	XXX	XXX	XXX	742	742	742	742	742	742	
7. 2018.....	XXX	XXX	XXX	XXX	XXX	895	895	895	895	895	
8. 2019.....	XXX	XXX	XXX	XXX	XXX	XXX	1,102	1,102	1,102	1,102	
9. 2020.....	XXX	XXX	XXX	XXX	XXX	XXX	XXX	557	557	557	
10. 2021.....	XXX	XXX	XXX	XXX	XXX	XXX	XXX	XXX	122	122	
11. 2022.....	XXX	XXX	XXX	XXX	XXX	XXX	XXX	XXX	XXX	107	107
12. Totals.....	XXX	XXX	XXX	XXX	XXX	XXX	XXX	XXX	XXX	XXX	107
13. Earned Premiums (Sch P-Pt. 1)	542	617	636	678	742	895	1,102	557	122	107	XXX

ANNUAL STATEMENT FOR THE YEAR 2022 OF THE PROGRESSIVE NORTHWESTERN INSURANCE COMPANY

SCHEDULE P - PART 6H - OTHER LIABILITY - CLAIMS-MADE

SECTION 1B

Years in Which Premiums Were Earned and Losses Were Incurred	CUMULATIVE PREMIUMS EARNED DIRECT AND ASSUMED AT YEAR END (\$000 OMITTED)										11 Current Year Premiums Earned
	1	2	3	4	5	6	7	8	9	10	
	2013	2014	2015	2016	2017	2018	2019	2020	2021	2022	
1. Prior.....	(3)										
2. 2013.....	288	288	288	288	288	288	288	288	288	288	
3. 2014.....	XXX	60	60	60	60	60	60	60	60	60	
4. 2015.....	XXX	XXX	42	42	42	42	42	42	42	42	
5. 2016.....	XXX	XXX	XXX	38	38	38	38	38	38	38	
6. 2017.....	XXX	XXX	XXX	XXX	34	34	34	34	34	34	
7. 2018.....	XXX	XXX	XXX	XXX	XXX	33	33	33	33	33	
8. 2019.....	XXX	XXX	XXX	XXX	XXX	XXX	34	34	34	34	
9. 2020.....	XXX	XXX	XXX	XXX	XXX	XXX	XXX	35	35	35	
10. 2021.....	XXX	XXX	XXX	XXX	XXX	XXX	XXX	XXX	113	113	
11. 2022.....	XXX	XXX	XXX	XXX	XXX	XXX	XXX	XXX	XXX	141	141
12. Totals.....	XXX	XXX	XXX	XXX	XXX	XXX	XXX	XXX	XXX	XXX	141
13. Earned Premiums (Sch P-Pt. 1)	286	60	42	38	34	33	34	35	113	141	XXX

SECTION 2B

Years in Which Premiums Were Earned and Losses Were Incurred	CUMULATIVE PREMIUMS EARNED CEDED AT YEAR END (\$000 OMITTED)										11 Current Year Premiums Earned
	1	2	3	4	5	6	7	8	9	10	
	2013	2014	2015	2016	2017	2018	2019	2020	2021	2022	
1. Prior.....	(2)										
2. 2013.....	268	268	268	268	268	268	268	268	268	268	
3. 2014.....	XXX	21	21	21	21	21	21	21	21	21	
4. 2015.....	XXX	XXX	58	58	58	58	58	58	58	58	
5. 2016.....	XXX	XXX	XXX	7	7	7	7	7	7	7	
6. 2017.....	XXX	XXX	XXX	XXX	1	1	1	1	1	1	
7. 2018.....	XXX	XXX	XXX	XXX	XXX						
8. 2019.....	XXX	XXX	XXX	XXX	XXX	XXX					
9. 2020.....	XXX	XXX	XXX	XXX	XXX	XXX	XXX	2	2	2	
10. 2021.....	XXX	XXX	XXX	XXX	XXX	XXX	XXX	XXX	11	11	
11. 2022.....	XXX	XXX	XXX	XXX	XXX	XXX	XXX	XXX	XXX	34	34
12. Totals.....	XXX	XXX	XXX	XXX	XXX	XXX	XXX	XXX	XXX	XXX	34
13. Earned Premiums (Sch P-Pt. 1)	265	21	58	7	1			2	11	34	XXX

SCHEDULE P - PART 6M - INTERNATIONAL

SECTION 1

Years in Which Premiums Were Earned and Losses Were Incurred	CUMULATIVE PREMIUMS EARNED DIRECT AND ASSUMED AT YEAR END (\$000 OMITTED)										11 Current Year Premiums Earned
	1	2	3	4	5	6	7	8	9	10	
	2013	2014	2015	2016	2017	2018	2019	2020	2021	2022	
1. Prior.....											
2. 2013.....											
3. 2014.....	XXX										
4. 2015.....	XXX	XXX									
5. 2016.....	XXX	XXX									
6. 2017.....	XXX	XXX									
7. 2018.....	XXX	XXX									
8. 2019.....	XXX	XXX									
9. 2020.....	XXX	XXX									
10. 2021.....	XXX	XXX									
11. 2022.....	XXX	XXX									
12. Totals.....	XXX	XXX									
13. Earned Premiums (Sch P-Pt. 1)											XXX

SECTION 2

Years in Which Premiums Were Earned and Losses Were Incurred	CUMULATIVE PREMIUMS EARNED CEDED AT YEAR END (\$000 OMITTED)										11 Current Year Premiums Earned
	1	2	3	4	5	6	7	8	9	10	
	2013	2014	2015	2016	2017	2018	2019	2020	2021	2022	
1. Prior.....											
2. 2013.....											
3. 2014.....	XXX										
4. 2015.....	XXX	XXX									
5. 2016.....	XXX	XXX									
6. 2017.....	XXX	XXX									
7. 2018.....	XXX	XXX									
8. 2019.....	XXX	XXX									
9. 2020.....	XXX	XXX									
10. 2021.....	XXX	XXX									
11. 2022.....	XXX	XXX									
12. Totals.....	XXX	XXX									
13. Earned Premiums (Sch P-Pt. 1)											XXX

Schedule P - Part 6N- Reinsurance A - Nonproportional Assumed Property - Section 1
N O N E

Schedule P - Part 6N- Reinsurance A - Nonproportional Assumed Property - Section 2
N O N E

Schedule P - Part 6O - Reinsurance B - Nonproportional Liability - Section 1
N O N E

Schedule P - Part 6O - Reinsurance B - Nonproportional Assumed Liability - Section 2
N O N E

Schedule P - Part 6R - Products Liability - Occurrence - Section 1A
N O N E

Schedule P - Part 6R - Products Liability - Occurrence - Section 2A
N O N E

Schedule P - Part 6R - Products Liability - Claims-Made - Section 1B
N O N E

Schedule P - Part 6R - Products Liability - Claims-Made - Section 2B
N O N E

Schedule P - Part 7A - Section 1 - Primary Loss Sensitive Contracts
N O N E

Schedule P - Part 7A - Section 2 - Primary Loss Sensitive Contracts
N O N E

Schedule P - Part 7A - Section 3 - Primary Loss Sensitive Contracts
N O N E

Schedule P - Part 7A - Section 4 - Primary Loss Sensitive Contracts
N O N E

Schedule P - Part 7A - Section 5 - Primary Loss Sensitive Contracts
N O N E

Schedule P - Part 7B - Section 1 - Reinsurance Loss Sensitive Contracts
N O N E

Schedule P - Part 7B - Section 2 - Reinsurance Loss Sensitive Contracts

N O N E

Schedule P - Part 7B - Section 3 - Reinsurance Loss Sensitive Contracts

N O N E

Schedule P - Part 7B - Section 4 - Reinsurance Loss Sensitive Contracts

N O N E

Schedule P - Part 7B - Section 5 - Reinsurance Loss Sensitive Contracts

N O N E

Schedule P - Part 7B - Section 6 - Reinsurance Loss Sensitive Contracts

N O N E

Schedule P - Part 7B - Section 7 - Reinsurance Loss Sensitive Contracts

N O N E

ANNUAL STATEMENT FOR THE YEAR 2022 OF THE PROGRESSIVE NORTHWESTERN INSURANCE COMPANY

SCHEDULE P INTERROGATORIES

1. The following questions relate to yet-to-be-issued Extended Reporting Endorsements (EREs) arising from Death, Disability, or Retirement (DDR) provisions in Medical Professional Liability Claims Made insurance policies. EREs provided for reasons other than DDR are not to be included.
- 1.1 Does the company issue Medical Professional Liability Claims Made insurance policies that provide tail (also known as an extended reporting endorsement, or “ERE”) benefits in the event of Death, Disability, or Retirement (DDR) at a reduced charge or at no additional cost? Yes [] No [X]
If the answer to question 1.1 is “no”, leave the following questions blank. If the answer to question 1.1 is “yes”, please answer the following questions:
- 1.2 What is the total amount of the reserve for that provision (DDR Reserve), as reported, explicitly or not, elsewhere in this statement (in dollars)?\$
- 1.3 Does the company report any DDR reserve as Unearned Premium Reserve per SSAP #65? Yes [] No [X]
- 1.4 Does the company report any DDR reserve as loss or loss adjustment expense reserve? Yes [] No [X]
- 1.5 If the company reports DDR reserve as Unearned Premium Reserve, does that amount match the figure on the Underwriting and Investment Exhibit, Part 1A - Recapitulation of all Premiums (Page 7) Column 2, Lines 11.1 plus 11.2? Yes [] No [] N/A [X]
- 1.6 If the company reports DDR reserve as loss or loss adjustment expense reserve, please complete the following table corresponding to where these reserves are reported in Schedule P:

Years in Which Premiums Were Earned and Losses Were Incurred		DDR Reserve Included in Schedule P, Part 1F, Medical Professional Liability Column 24: Total Net Losses and Expenses Unpaid	
		1 Section 1: Occurrence	2 Section 2: Claims-Made
1.601	Prior		
1.602	2013		
1.603	2014		
1.604	2015		
1.605	2016		
1.606	2017		
1.607	2018		
1.608	2019.....		
1.609	2020.....		
1.610	2021.....		
1.611	2022.....		
1.612	Totals		

2. The definition of allocated loss adjustment expenses (ALAE) and, therefore, unallocated loss adjustment expenses (ULAE) was changed effective January 1, 1998. This change in definition applies to both paid and unpaid expenses. Are these expenses (now reported as “Defense and Cost Containment” and “Adjusting and Other”) reported in compliance with these definitions in this statement? Yes [X] No []
3. The Adjusting and Other expense payments and reserves should be allocated to the years in which the losses were incurred based on the number of claims reported, closed and outstanding in those years. When allocating Adjusting and Other expense between companies in a group or a pool, the Adjusting and Other expense should be allocated in the same percentage used for the loss amounts and the claim counts. For reinsurers, Adjusting and Other expense assumed should be reported according to the reinsurance contract. For Adjusting and Other expense incurred by reinsurers, or in those situations where suitable claim count information is not available, Adjusting and Other expense should be allocated by a reasonable method determined by the company and described in Interrogatory 7, below. Are they so reported in this Statement? Yes [X] No []
4. Do any lines in Schedule P include reserves that are reported gross of any discount to present value of future payments, and that are reported net of such discounts on Page 10? Yes [] No [X]

If yes, proper disclosure must be made in the Notes to Financial Statements, as specified in the Instructions. Also, the discounts must be reported in Schedule P - Part 1, Columns 32 and 33. Schedule P must be completed gross of non-tabular discounting. Work papers relating to discount calculations must be available for examination upon request.
Discounting is allowed only if expressly permitted by the state insurance department to which this Annual Statement is being filed.
5. What were the net premiums in force at the end of the year for:
(in thousands of dollars)

5.1 Fidelity
5.2 Surety
6. Claim count information is reported per claim or per claimant (Indicate which)per claimant.....
If not the same in all years, explain in Interrogatory 7.
- 7.1 The information provided in Schedule P will be used by many persons to estimate the adequacy of the current loss and expense reserves, among other things. Are there any especially significant events, coverage, retention or accounting changes that have occurred that must be considered when making such analyses? Yes [] No [X]
- 7.2 (An extended statement may be attached.)
.....

Schedule T - Part 2 - Interstate Compact

N O N E

ANNUAL STATEMENT FOR THE YEAR 2022 OF THE PROGRESSIVE NORTHWESTERN INSURANCE COMPANY

SCHEDULE Y

PART 1A - DETAIL OF INSURANCE HOLDING COMPANY SYSTEM

1	2	3	4	5	6	7	8	9	10	11	12	13	14	15	16
Group Code	Group Name	NAIC Company Code	ID Number	Federal RSSD	CIK	Name of Securities Exchange if Publicly Traded (U.S. or International)	Names of Parent, Subsidiaries Or Affiliates	Domi-ciliary Location	Relation-ship to Reporting Entity	Directly Controlled by (Name of Entity/Person)	Type of Control (Ownership, Board, Management, Attorney-in-Fact, Influence, Other)	If Control is Owner-ship Provide Percen-tage	Ultimate Controlling Entity(ies)/Person(s)	Is an SCA Filing Re-quired? (Yes/No)	*
		00000	34-0963169		0000080661	NYSE	The Progressive Corporation	..OH.....	UIP.....	Board, Management	Board		The Progressive Corporation	...NO.....	138
.0155	Progressive Insurance Group	27804	95-2676519				Progressive West Insurance Company	..OH.....	IA.....	The Progressive Corporation	Ownership.....	100.000	The Progressive Corporation	...NO.....	138
		00000	83-0371533				Progressive Agency Holdings, Inc.	..DE.....	UDP.....	The Progressive Corporation	Ownership.....	100.000	The Progressive Corporation	...NO.....	137
.0155	Progressive Insurance Group	11410	68-0004572				Drive New Jersey Insurance Company	..NJ.....	IA.....	Progressive Agency Holdings, Inc.	Ownership.....	100.000	The Progressive Corporation	...NO.....	137
.0155	Progressive Insurance Group	12879	20-4093467				Progressive Commercial Casualty Company	..OH.....	IA.....	Progressive Agency Holdings, Inc.	Ownership.....	100.000	The Progressive Corporation	...NO.....	137
.0155	Progressive Insurance Group	24252	34-1094197				Progressive American Insurance Company	..OH.....	IA.....	Progressive Agency Holdings, Inc.	Ownership.....	100.000	The Progressive Corporation	...NO.....	137
.0155	Progressive Insurance Group	17350	31-1193845				Progressive Bayside Insurance Company	..OH.....	IA.....	Progressive Agency Holdings, Inc.	Ownership.....	100.000	The Progressive Corporation	...NO.....	137
.0155	Progressive Insurance Group	24260	34-6513736				Progressive Casualty Insurance Company	..OH.....	IA.....	Progressive Agency Holdings, Inc.	Ownership.....	100.000	The Progressive Corporation	...NO.....	137
		00000	34-1576555				PC Investment Company	..DE.....	NIA.....	Progressive Casualty Insurance Company	Ownership.....	100.000	The Progressive Corporation	...YES.....	13
.0155	Progressive Insurance Group	29203	74-1082840				Progressive County Mutual Insurance Company	..TX.....	IA.....	Progressive Casualty Insurance Company	Management.....		The Progressive Corporation	...NO.....	123
.0155	Progressive Insurance Group	42412	34-1374634				Progressive Gulf Insurance Company	..OH.....	IA.....	Progressive Casualty Insurance Company	Ownership.....	100.000	The Progressive Corporation	...YES.....	13
.0155	Progressive Insurance Group	32786	34-1172685				Progressive Specialty Insurance Company	..OH.....	IA.....	Progressive Casualty Insurance Company	Ownership.....	100.000	The Progressive Corporation	...YES.....	13
		00000					Trussville/Cahaba, AL, LLC	..OH.....	NIA.....	Progressive Specialty Insurance Company	Ownership.....	100.000	The Progressive Corporation	...NO.....	13
.0155	Progressive Insurance Group	42994	39-1453002				Progressive Classic Insurance Company	..WI.....	IA.....	Progressive Agency Holdings, Inc.	Ownership.....	100.000	The Progressive Corporation	...NO.....	137
.0155	Progressive Insurance Group	10067	99-0311930				Progressive Hawaii Insurance Corp.	..OH.....	IA.....	Progressive Agency Holdings, Inc.	Ownership.....	100.000	The Progressive Corporation	...NO.....	137
.0155	Progressive Insurance Group	10187	34-1787734				Progressive Michigan Insurance Company	..MI.....	IA.....	Progressive Agency Holdings, Inc.	Ownership.....	100.000	The Progressive Corporation	...NO.....	137
.0155	Progressive Insurance Group	35190	93-0935623				Progressive Mountain Insurance Company	..OH.....	IA.....	Progressive Agency Holdings, Inc.	Ownership.....	100.000	The Progressive Corporation	...NO.....	137
.0155	Progressive Insurance Group	38628	34-1318335				Progressive Northern Insurance Company	..WI.....	IA.....	Progressive Agency Holdings, Inc.	Ownership.....	100.000	The Progressive Corporation	...NO.....	137
.0155	Progressive Insurance Group	42919	91-1187829				Progressive Northwestern Insurance Company	..OH.....	RE.....	Progressive Agency Holdings, Inc.	Ownership.....	100.000	The Progressive Corporation	...NO.....	137
.0155	Progressive Insurance Group	37834	34-1287020				Progressive Preferred Insurance Company	..OH.....	IA.....	Progressive Agency Holdings, Inc.	Ownership.....	100.000	The Progressive Corporation	...NO.....	137
.0155	Progressive Insurance Group	10050	72-1269745				Progressive Security Insurance Company	..LA.....	IA.....	Progressive Agency Holdings, Inc.	Ownership.....	100.000	The Progressive Corporation	...NO.....	137
.0155	Progressive Insurance Group	38784	59-1951700				Progressive Southeastern Insurance Company	..IN.....	IA.....	Progressive Agency Holdings, Inc.	Ownership.....	100.000	The Progressive Corporation	...NO.....	137
.0155	Progressive Insurance Group	12302	20-3187886				Progressive Freedom Insurance Company	..OH.....	IA.....	Progressive Agency Holdings, Inc.	Ownership.....	100.000	The Progressive Corporation	...NO.....	137
							Progressive Commercial Advantage Agency, Inc.								
		00000	27-2393886					..OH.....	NIA.....	Progressive Agency Holdings, Inc.	Ownership.....	100.000	The Progressive Corporation	...NO.....	137
		00000	20-1583033				Progressive Commercial Holdings, Inc.	..DE.....	NIA.....	The Progressive Corporation	Ownership.....	100.000	The Progressive Corporation	...NO.....	13
.0155	Progressive Insurance Group	10194	59-3213819				Artisan and Truckers Casualty Company	..WI.....	IA.....	Progressive Commercial Holdings, Inc.	Ownership.....	100.000	The Progressive Corporation	...NO.....	13
.0155	Progressive Insurance Group	10243	06-0281045				National Continental Insurance Company	..NY.....	IA.....	Progressive Commercial Holdings, Inc.	Ownership.....	100.000	The Progressive Corporation	...NO.....	13
.0155	Progressive Insurance Group	10193	59-3213719				Progressive Express Insurance Company	..OH.....	IA.....	Progressive Commercial Holdings, Inc.	Ownership.....	100.000	The Progressive Corporation	...NO.....	13
.0155	Progressive Insurance Group	11770	36-3298008				United Financial Casualty Company	..OH.....	IA.....	Progressive Commercial Holdings, Inc.	Ownership.....	100.000	The Progressive Corporation	...NO.....	13
.0155	Progressive Insurance Group	15643	47-1849658				Blue Hill Specialty Insurance Company, Inc.	..IL.....	IA.....	Progressive Commercial Holdings, Inc.	Ownership.....	100.000	The Progressive Corporation	...NO.....	13
		00000	35-0160330				Protective Insurance Corporation	..IN.....	NIA.....	Progressive Commercial Holdings, Inc.	Ownership.....	100.000	The Progressive Corporation	...NO.....	136
.0155	Progressive Insurance Group	12416	35-6021485				Protective Insurance Company	..IN.....	IA.....	Protective Insurance Corporation	Ownership.....	100.000	The Progressive Corporation	...NO.....	136
.0155	Progressive Insurance Group	40460	35-1524574				Sagamore Insurance Company	..IN.....	IA.....	Protective Insurance Company	Ownership.....	100.000	The Progressive Corporation	...NO.....	136
.0155	Progressive Insurance Group	13149	26-1865258				Protective Specialty Insurance Company	..IN.....	IA.....	Protective Insurance Company	Ownership.....	100.000	The Progressive Corporation	...NO.....	136
		00000	26-0327941				B&L Brokerage Services, Inc.	..IN.....	NIA.....	Protective Insurance Corporation	Ownership.....	100.000	The Progressive Corporation	...NO.....	136
		00000	45-3337116				B&L Management Inc.	..DE.....	NIA.....	Protective Insurance Corporation	Ownership.....	100.000	The Progressive Corporation	...NO.....	136
		00000	35-1864904				B&L Insurance, LTD.	..BMU.....	IA.....	Protective Insurance Corporation	Ownership.....	100.000	The Progressive Corporation	...NO.....	136
		00000	38-3564766				Transport Specialty Insurance Agency, Inc.	..MI.....	NIA.....	B&L Brokerage Services, Inc.	Ownership.....	100.000	The Progressive Corporation	...NO.....	136
		00000	83-0371538				Progressive Direct Holdings, Inc.	..DE.....	NIA.....	The Progressive Corporation	Ownership.....	100.000	The Progressive Corporation	...NO.....	13
.0155	Progressive Insurance Group	44180	23-2599971				Mountain Laurel Assurance Company	..OH.....	IA.....	Progressive Direct Holdings, Inc.	Ownership.....	100.000	The Progressive Corporation	...NO.....	13
.0155	Progressive Insurance Group	11851	62-0484104				Progressive Advanced Insurance Company	..OH.....	IA.....	Progressive Direct Holdings, Inc.	Ownership.....	100.000	The Progressive Corporation	...NO.....	13
		00000	58-1772717				Progressive Auto Pro Insurance Agency, Inc.	..FL.....	NIA.....	Progressive Direct Holdings, Inc.	Ownership.....	100.000	The Progressive Corporation	...NO.....	13
.0155	Progressive Insurance Group	44288	62-1444848				Progressive Choice Insurance Company	..OH.....	IA.....	Progressive Direct Holdings, Inc.	Ownership.....	100.000	The Progressive Corporation	...NO.....	13
.0155	Progressive Insurance Group	16322	34-1524319				Progressive Direct Insurance Company	..OH.....	IA.....	Progressive Direct Holdings, Inc.	Ownership.....	100.000	The Progressive Corporation	...NO.....	13
		00000					Gadsden, AL, LLC	..OH.....	NIA.....	Progressive Direct Insurance Company	Ownership.....	100.000	The Progressive Corporation	...NO.....	13
.0155	Progressive Insurance Group	14800	22-2404709				Progressive Garden State Insurance Company	..NJ.....	IA.....	Progressive Direct Holdings, Inc.	Ownership.....	100.000	The Progressive Corporation	...NO.....	13
.0155	Progressive Insurance Group	37605	33-0350911				Progressive Marathon Insurance Company	..MI.....	IA.....	Progressive Direct Holdings, Inc.	Ownership.....	100.000	The Progressive Corporation	...NO.....	13
.0155	Progressive Insurance Group	24279	34-0472535				Progressive Max Insurance Company	..OH.....	IA.....	Progressive Direct Holdings, Inc.	Ownership.....	100.000	The Progressive Corporation	...NO.....	13

ANNUAL STATEMENT FOR THE YEAR 2022 OF THE PROGRESSIVE NORTHWESTERN INSURANCE COMPANY

SCHEDULE Y
PART 1A - DETAIL OF INSURANCE HOLDING COMPANY SYSTEM

1	2	3	4	5	6	7	8	9	10	11	12 Type of Control (Ownership, Board, Management, Attorney-in-Fact, Influence, Other)	13 If Control is Owner- ship Provide Perce- ntage	14 Ultimate Controlling Entity(ies)/Person(s)	15 Is an SCA Filing Re- quired? (Yes/No)	16 *
Group Code	Group Name	NAIC Company Code	ID Number	Federal RSSD	CIK	Name of Securities Exchange if Publicly Traded (U.S. or International)	Names of Parent, Subsidiaries Or Affiliates	Domi- ciliary Loca- tion	Rela- tion- ship to Reporting Entity	Directly Controlled by (Name of Entity/Person)					
. 0155 ...	Progressive Insurance Group 44695	86-0686869 ..				Progressive Paloverde Insurance Company IN..... IA.....	Progressive Direct Holdings, Inc.	Ownership.....	100.000 ...	The Progressive Corporation NO.....13
. 0155 ...	Progressive Insurance Group 21735	36-3789786 ..				Progressive Premier Insurance Company of Illinois OH..... IA.....	Progressive Direct Holdings, Inc.	Ownership.....	100.000 ...	The Progressive Corporation NO.....13
. 0155 ...	Progressive Insurance Group 10192	59-3213815 ..				Progressive Select Insurance Company OH..... IA.....	Progressive Direct Holdings, Inc.	Ownership.....	100.000 ...	The Progressive Corporation NO.....13
	 00000	34-1804869 ..				Progressive Advantage Agency, Inc. OH..... NIA.....	Progressive Direct Holdings, Inc.	Ownership.....	100.000 ...	The Progressive Corporation NO.....13
. 0155 ...	Progressive Insurance Group 21727	36-3789787 ..				Progressive Universal Insurance Company WI..... IA.....	Progressive Direct Holdings, Inc.	Ownership.....	100.000 ...	The Progressive Corporation NO.....13
. 0155 ...	Progressive Insurance Group 16816	84-4920049 ..				Progressive Life Insurance Company OH..... IA.....	The Progressive Corporation	Ownership.....	100.000 ...	The Progressive Corporation NO.....13
	 00000	99-0311966 ..				Garden Sun Insurance Services, Inc. HI..... NIA.....	The Progressive Corporation	Ownership.....	100.000 ...	The Progressive Corporation NO.....13
	 00000	95-2706008 ..				Pacific Motor Club CA..... NIA.....	The Progressive Corporation	Ownership.....	100.000 ...	The Progressive Corporation NO.....13
	 00000	11-3203413 ..				PROGNY Agency, Inc. NY..... NIA.....	The Progressive Corporation	Ownership.....	100.000 ...	The Progressive Corporation NO.....13
	 00000	34-1574447 ..				Progressive Adjusting Company, Inc. OH..... NIA.....	The Progressive Corporation	Ownership.....	100.000 ...	The Progressive Corporation NO.....13
	 00000	13-3673368 ..				Progressive Capital Management Corp. NY..... NIA.....	The Progressive Corporation	Ownership.....	100.000 ...	The Progressive Corporation NO.....13
	 00000	34-1378861 ..				Progressive Investment Company, Inc. DE..... NIA.....	The Progressive Corporation	Ownership.....	100.000 ...	The Progressive Corporation NO.....13
	 00000	34-6530101 ..				Progressive Premium Budget, Inc. OH..... NIA.....	The Progressive Corporation	Ownership.....	100.000 ...	The Progressive Corporation NO.....13
	 00000	34-1574448 ..				Progressive RSC, Inc. OH..... NIA.....	The Progressive Corporation	Ownership.....	100.000 ...	The Progressive Corporation NO.....13
	 00000	84-3633213 ..				358 Ventures, Inc. OH..... NIA.....	The Progressive Corporation	Ownership.....	100.000 ...	The Progressive Corporation NO.....13
	 00000	20-2702408 ..				Progressive Vehicle Service Company OH..... NIA.....	The Progressive Corporation	Ownership.....	100.000 ...	The Progressive Corporation NO.....13
	 00000	51-0295493 ..				Village Transport Corp. DE..... NIA.....	The Progressive Corporation	Ownership.....	100.000 ...	The Progressive Corporation NO.....13
	 00000	34-1324270 ..				Wilson Mills Land Co. OH..... NIA.....	The Progressive Corporation	Ownership.....	100.000 ...	The Progressive Corporation NO.....13
	 00000	87-4036792 ..				Progressive Innovation Co. DE..... NIA.....	The Progressive Corporation	Ownership.....	100.000 ...	The Progressive Corporation NO.....13
	 00000	59-3491541 ..				ARX Holding Corp. DE..... NIA.....	The Progressive Corporation	Ownership.....	100.000 ...	The Progressive Corporation NO.....134 ...
. 0155 ...	Progressive Insurance Group 11072	56-2512990 ..				ASI Home Insurance Corp. FL..... IA.....	ARX Holding Corp.	Ownership.....	100.000 ...	The Progressive Corporation NO.....134 ...
. 0155 ...	Progressive Insurance Group 13142	26-1996532 ..				ASI Preferred Insurance Corp. FL..... IA.....	ARX Holding Corp.	Ownership.....	100.000 ...	The Progressive Corporation NO.....134 ...
. 0155 ...	Progressive Insurance Group 10872	59-3459912 ..				American Strategic Insurance Corp. FL..... IA.....	ARX Holding Corp.	Ownership.....	100.000 ...	The Progressive Corporation NO.....134 ...
. 0155 ...	Progressive Insurance Group 11059	75-2904629 ..				ASI Lloyds TX..... IA.....	ASI Lloyds, Inc.	Management.....		The Progressive Corporation NO.....1345 ...
. 0155 ...	Progressive Insurance Group 12196	20-1284676 ..				ASI Assurance Corp. FL..... IA.....	ARX Holding Corp.	Ownership.....	100.000 ...	The Progressive Corporation NO.....134 ...
. 0155 ...	Progressive Insurance Group 14042	27-3421622 ..				ASI Select Insurance Corp. IN..... IA.....	ARX Holding Corp.	Ownership.....	100.000 ...	The Progressive Corporation NO.....134 ...
	 00000	59-3621835 ..				ASI Lloyds, Inc. TX..... NIA.....	ARX Holding Corp.	Ownership.....	100.000 ...	The Progressive Corporation NO.....134 ...
	 00000	59-3720125 ..				ASI Underwriters of Texas, Inc. TX..... NIA.....	ARX Holding Corp.	Ownership.....	100.000 ...	The Progressive Corporation NO.....134 ...
	 00000	11-3644072 ..				Sunshine Security Insurance Agency, Inc. FL..... NIA.....	ARX Holding Corp.	Ownership.....	100.000 ...	The Progressive Corporation NO.....134 ...
	 00000	59-3602626 ..				ASI Underwriters Corp. FL..... NIA.....	ARX Holding Corp.	Ownership.....	100.000 ...	The Progressive Corporation NO.....134 ...
. 0155 ...	Progressive Insurance Group 13038	26-1142659 ..				Progressive Property Insurance Company LA..... IA.....	ARX Holding Corp.	Ownership.....	100.000 ...	The Progressive Corporation NO.....134 ...
	 00000	81-1112584 ..				ASI Select Auto Insurance Corp. CA..... NIA.....	ARX Holding Corp.	Ownership.....	100.000 ...	The Progressive Corporation NO.....134 ...
	 00000	26-0325360 ..				Ark Royal Underwriters, LLC FL..... NIA.....	ARX Holding Corp.	Ownership.....	100.000 ...	The Progressive Corporation NO.....134 ...
	 00000	47-4504370 ..				PropertyPlus Insurance Agency, Inc. DE..... NIA.....	ARX Holding Corp.	Ownership.....	100.000 ...	The Progressive Corporation NO.....134 ...

Asterisk	Explanation
1	Schedule Y Part 1A is a common schedule for all companies of The Progressive Corporation, however column 10 requires specific relationship information relative to the reporting entity.
2	Progressive County Mutual Insurance Company is a Texas county mutual insurance company that is managed, but not owned by Progressive Casualty Insurance Company.
3	None of the companies that are part of The Progressive Corporation are Federally chartered or insured institutions and therefore, do not have Federal RSSD numbers.
4	Effective April 1, 2020, The Progressive Corporation purchased 100% ownership in the ARX Holding Corp.
5	ASI Lloyds is a Texas Lloyds insurance company that is managed, but not owned by ASI Lloyds, Inc.
6	Effective June 1, 2021 The Progressive Corporation purchased 100% ownership in the Protective Insurance Corporation ("Protective") and subsequently transferred all outstanding shares of Protective's common stock to Progressive Commercial Holdings, Inc.
7	Effective October 17, 2022, Drive Insurance Holdings, Inc. changed its name to Progressive Agency Holdings, Inc.
8	Effective December 14, 2022, all outstanding shares of common stock of Progressive West Insurance Company were transferred from Progressive Agency Holdings, Inc. to The Progressive Corporation.

ANNUAL STATEMENT FOR THE YEAR 2022 OF THE PROGRESSIVE NORTHWESTERN INSURANCE COMPANY

SCHEDULE Y

PART 2 - SUMMARY OF INSURER’S TRANSACTIONS WITH ANY AFFILIATES

1	2	3	4	5	6	7	8	9	10	11	12	13
NAIC Company Code	ID Number	Names of Insurers and Parent, Subsidiaries or Affiliates	Shareholder Dividends	Capital Contributions	Purchases, Sales or Exchanges of Loans, Securities, Real Estate, Mortgage Loans or Other Investments	Income/ (Disbursements) Incurred in Connection with Guarantees or Undertakings for the Benefit of any Affiliate(s)	Management Agreements and Service Contracts	Income/ (Disbursements) Incurred Under Reinsurance Agreements	*	Any Other Material Activity Not in the Ordinary Course of the Insurer's Business	Totals	Reinsurance Recoverable/ (Payable) on Losses and/or Reserve Credit Taken/(Liability)
	34-0963169	The Progressive Corporation		(26,000,000)			848,914,752				822,914,752	
	83-0371533	Progressive Agency Holdings, Inc.	360,900,000								360,900,000	
24260	34-6513736	Progressive Casualty Insurance Company	(39,000,000)		(686,527,970)		5,482,945,664	897,026,842	*		5,654,444,536	(6,238,475,916)
24252	34-1094197	Progressive American Insurance Company	(8,000,000)		36,278,614		(8,694,091)		*		19,584,523	
32786	34-1172685	Progressive Specialty Insurance Company	(80,000,000)				(39,066,838)		*		(119,066,838)	
38784	59-1951700	Progressive Southeastern Insurance Company					(4,023,328)		*		(4,023,328)	
38628	34-1318335	Progressive Northern Insurance Company	(50,000,000)				(59,262,798)		*		(109,262,798)	
37834	34-1287020	Progressive Preferred Insurance Company	(40,000,000)				(24,544,048)		*		(64,544,048)	
42412	34-1374634	Progressive Gulf Insurance Company	(16,000,000)		6,993,482		(8,046,933)		*		(17,053,451)	
42919	91-1187829	Progressive Northwestern Insurance Company	(30,000,000)				(57,716,421)		*		(87,716,421)	
42994	39-1453002	Progressive Classic Insurance Company	(20,400,000)		1,999,131		(11,923,077)		*		(30,323,946)	
17350	31-1193845	Progressive Bayside Insurance Company	(2,000,000)				(1,867,000)		*		(3,867,000)	
35190	93-0935623	Progressive Mountain Insurance Company	(1,000,000)				(4,006,285)		*		(5,006,285)	
10187	34-1787734	Progressive Michigan Insurance Company	(35,000,000)				(15,163,031)		*		(50,163,031)	
29203	74-1082840	Progressive County Mutual Insurance Company					(47,819,607)	(842,143,257)			(889,962,864)	4,712,112,813
10050	72-1269745	Progressive Security Insurance Company	(3,500,000)				(73,476,098)	(57,377,600)			(134,353,698)	401,986,809
11410	68-0004572	Drive New Jersey Insurance Company					(89,972,845)	(30,382,841)			(120,355,686)	714,107,322
10067	99-0311930	Progressive Hawaii Insurance Corp.	(34,000,000)				(68,589,803)				(102,589,803)	
12302	20-3187886	Progressive Freedom Insurance Company	(2,000,000)				(1,702,837)		*		(3,702,837)	
12879	20-4093467	Progressive Commercial Casualty Company					(31,708)	57,435			25,727	
	83-0371538	Progressive Direct Holdings, Inc.	34,300,000	(333,000,000)							(298,700,000)	
16322	34-1524319	Progressive Direct Insurance Company		250,000,000			(3,199,730,845)	(63,285,128)	*		(3,013,015,973)	(3,266,547,223)
24279	34-0472535	Progressive Max Insurance Company	(6,800,000)				(10,851,397)	837,459	*		(16,813,938)	1,068,263
44695	86-0686869	Progressive Paloverde Insurance Company		6,000,000			(1,017,377)		*		4,982,623	
21735	36-3789786	Progressive Premier Insurance Company of Illinois	(900,000)				(3,687,410)		*		(4,587,410)	
21727	36-3789787	Progressive Universal Insurance Company	(4,700,000)				(10,142,821)		*		(14,842,821)	
37605	33-0350911	Progressive Marathon Insurance Company	(5,000,000)				(11,050,425)		*		(16,050,425)	
10192	59-3213815	Progressive Select Insurance Company		48,000,000			(819,516,148)	95,291,481			(676,224,667)	2,540,281,346
44288	62-1444848	Progressive Choice Insurance Company		1,000,000			(573,323)		*		426,677	
11851	62-0484104	Progressive Advanced Insurance Company		28,000,000	1,999,131		(8,525,887)		*		21,473,244	
14800	22-2404709	Progressive Garden State Insurance Company					(204,160,686)	(32,006,353)			(236,167,039)	726,265,877
44180	23-2599971	Mountain Laurel Assurance Company	(16,900,000)				(108,399,830)				(125,299,830)	
	20-1583033	Progressive Commercial Holdings, Inc.	145,276,403	(79,876,403)							65,400,000	
11770	36-3298008	United Financial Casualty Company	(80,000,000)				(618,384,278)	133,350,818			(565,033,460)	(3,038,582,173)
10243	06-0281045	National Continental Insurance Company	(55,000,000)		30,696,632		(39,737,811)	(10,658)			(64,051,837)	6,149,374
10194	59-3213819	Artisan and Truckers Casualty Company					(180,741,848)	(152,475,844)			(333,217,692)	1,220,697,690
10193	59-3213719	Progressive Express Insurance Company	(7,000,000)	75,300,000			(146,824,746)	(30,688,945)			(109,213,691)	1,306,089,561
15643	47-1849658	Blue Hill Specialty Insurance Company, Inc.	(3,276,403)	4,576,403			(34,636,512)	49,813,971			16,477,459	511,794,922

ANNUAL STATEMENT FOR THE YEAR 2022 OF THE PROGRESSIVE NORTHWESTERN INSURANCE COMPANY

SCHEDULE Y

PART 2 - SUMMARY OF INSURER’S TRANSACTIONS WITH ANY AFFILIATES

1	2	3	4	5	6	7	8	9	10	11	12	13
NAIC Company Code	ID Number	Names of Insurers and Parent, Subsidiaries or Affiliates	Shareholder Dividends	Capital Contributions	Purchases, Sales or Exchanges of Loans, Securities, Real Estate, Mortgage Loans or Other Investments	Income/ (Disbursements) Incurred in Connection with Guarantees or Undertakings for the Benefit of any Affiliate(s)	Management Agreements and Service Contracts	Income/ (Disbursements) Incurred Under Reinsurance Agreements	*	Any Other Material Activity Not in the Ordinary Course of the Insurer's Business	Totals	Reinsurance Recoverable/ (Payable) on Losses and/or Reserve Credit Taken/(Liability)
	34-1576555	PC Investment Company					349,711				349,711	
	34-1378861	Progressive Investment Company, Inc.			608,560,980		392,226				608,953,206	
	13-3673368	Progressive Capital Management Corp.					10,862,709				10,862,709	
	34-1804869	Progressive Advantage Agency, Inc.					(237,057,331)				(237,057,331)	
	27-2393886	Progressive Commercial Advantage Agency, Inc.					(2,164,947)				(2,164,947)	
	34-1574447	Progressive Adjusting Company, Inc.					(73,811)				(73,811)	
	51-0295493	Village Transport Corp.					1,276,250				1,276,250	
16816	84-4920049	Progressive Life Insurance Company		19,000,000			(5,125,692)				13,874,308	
27804	95-2676519	Progressive West Insurance Company		7,000,000			(80,351,512)	31,992,620			(41,358,892)	403,051,335
	84-3633213	358 Ventures, Inc.					(6,445,088)				(6,445,088)	
	87-4036792	Progressive Innovation Co					(4,909,651)				(4,909,651)	
	59-3491541	ARX Holding Corp	3,100,000	(323,000,000)			(9,251)				(319,909,251)	
10872	59-3459912	American Strategic Insurance Corp		250,000,000			1,509,228	(284,495,990)	*		(32,986,762)	(584,403,864)
11059	75-2904629	ASI Lloyds		43,000,000			(13,982,861)		*		29,017,139	
13038	26-1142659	Progressive Property Insurance Company					(7,838,467)		*		(7,838,467)	
12196	20-1284676	ASI Assurance Corp	(3,100,000)				(1,647,452)		*		(4,747,452)	
11072	56-2512990	ASI Home Insurance Corp		5,000,000			(8,403,703)		*		(3,403,703)	
13142	26-1996532	ASI Preferred Insurance Corp		20,000,000			(43,284,907)	284,495,990			261,211,083	584,403,864
14042	27-3421622	ASI Select Insurance Corp		5,000,000			(14,410,798)		*		(9,410,798)	
	59-3602626	ASI Underwriters Corp					75				75	
	11-3644072	Sunshine Security Insurance Agency Inc.					65,555				65,555	
	35-0160330	Protective Insurance Corporation					5,147,494				5,147,494	
12416	35-6021485	Protective Insurance Company					6,541,138	(11,876,695)			(5,335,557)	(3,778,864)
13149	26-1865258	Protective Specialty Insurance Company					(1,491,300)	(492,601)			(1,983,901)	(2,195,982)
40460	35-1524574	Sagamore Insurance Company					(16,919,939)	12,639,605			(4,280,334)	5,227,949
	35-1864904	B&L Insurance, LTD						(270,309)			(270,309)	746,897
9999999 Control Totals									XXX			

ANNUAL STATEMENT FOR THE YEAR 2022 OF THE PROGRESSIVE NORTHWESTERN INSURANCE COMPANY

24260	Progressive Casualty Insurance Company	49.00%	16322	Progressive Direct Insurance Company	77.00%
24252	Progressive American Insurance Company	2.00%	24279	Progressive Max Insurance Company	6.00%
32786	Progressive Specialty Insurance Company	7.00%	21735	Progressive Premier Insurance Company of Illinois	2.00%
38784	Progressive Southeastern Insurance Company	1.00%	21727	Progressive Universal Insurance Company	4.00%
38628	Progressive Northern Insurance Company	12.00%	37605	Progressive Marathon Insurance Company	6.00%
37834	Progressive Preferred Insurance Company	6.00%	44695	Progressive Paloverde Insurance Company	0.50%
42412	Progressive Gulf Insurance Company	2.00%	11851	Progressive Advanced Insurance Company	4.00%
42919	Progressive Northwestern Insurance Company	12.00%	44288	Progressive Choice Insurance Company	0.50%
42994	Progressive Classic Insurance Company	3.00%			
17350	Progressive Bayside Insurance Company	0.50%	10872	American Strategic Insurance Corp	76.50%
35190	Progressive Mountain Insurance Company	1.00%	11059	ASI Lloyds	17.00%
10187	Progressive Michigan Insurance Company	4.00%	11072	ASI Home Insurance Corp	2.00%
12302	Progressive Freedom Insurance Company	0.50%	14042	ASI Select Insurance Corp	2.00%
			13038	Progressive Property Insurance Company	2.00%
			12196	ASI Assurance Corp	0.50%

Detailed Explanation

For the above listed companies, see Annual Statement Footnote 26 for further information.

ANNUAL STATEMENT FOR THE YEAR 2022 OF THE PROGRESSIVE NORTHWESTERN INSURANCE COMPANY

SCHEDULE Y

PART 3 - ULTIMATE CONTROLLING PARTY AND LISTING OF OTHER U.S. INSURANCE GROUPS OR ENTITIES UNDER THAT ULTIMATE CONTROLLING PARTY'S CONTROL

1	2	3	4	5	6	7	8
		Ownership Percentage Column 2 of Column 1	Granted Disclaimer of Control\ Affiliation of Column 2 Over Column 1 (Yes/No)		U.S. Insurance Groups or Entities Controlled by Column 5	Ownership Percentage (Column 5 of Column 6)	Granted Disclaimer of Control\ Affiliation of Column 5 Over Column 6 (Yes/No)
Insurers in Holding Company	Owners with Greater Than 10% Ownership			Ultimate Controlling Party			
Progressive Casualty Insurance Company	Progressive Agency Holdings, Inc.	100.000	NO.....	The Progressive Corporation	Progressive Insurance Group	100.000	NO.....
Progressive American Insurance Company	Progressive Agency Holdings, Inc.	100.000	NO.....	The Progressive Corporation	Progressive Insurance Group	100.000	NO.....
Progressive Specialty Insurance Company	Progressive Casualty Insurance Company	100.000	NO.....	The Progressive Corporation	Progressive Insurance Group	100.000	NO.....
Progressive Southeastern Insurance Company	Progressive Agency Holdings, Inc.	100.000	NO.....	The Progressive Corporation	Progressive Insurance Group	100.000	NO.....
Progressive Northern Insurance Company	Progressive Agency Holdings, Inc.	100.000	NO.....	The Progressive Corporation	Progressive Insurance Group	100.000	NO.....
Progressive Preferred Insurance Company	Progressive Agency Holdings, Inc.	100.000	NO.....	The Progressive Corporation	Progressive Insurance Group	100.000	NO.....
Progressive Gulf Insurance Company	Progressive Casualty Insurance Company	100.000	NO.....	The Progressive Corporation	Progressive Insurance Group	100.000	NO.....
Progressive Northwestern Insurance Company	Progressive Agency Holdings, Inc.	100.000	NO.....	The Progressive Corporation	Progressive Insurance Group	100.000	NO.....
Progressive Classic Insurance Company	Progressive Agency Holdings, Inc.	100.000	NO.....	The Progressive Corporation	Progressive Insurance Group	100.000	NO.....
Progressive Bayside Insurance Company	Progressive Agency Holdings, Inc.	100.000	NO.....	The Progressive Corporation	Progressive Insurance Group	100.000	NO.....
Progressive Mountain Insurance Company	Progressive Agency Holdings, Inc.	100.000	NO.....	The Progressive Corporation	Progressive Insurance Group	100.000	NO.....
Progressive Michigan Insurance Company	Progressive Agency Holdings, Inc.	100.000	NO.....	The Progressive Corporation	Progressive Insurance Group	100.000	NO.....
Progressive County Mutual Insurance Company	NO.....	The Progressive Corporation	Progressive Insurance Group	100.000	NO.....
Progressive West Insurance Company	The Progressive Corporation	100.000	NO.....	The Progressive Corporation	Progressive Insurance Group	100.000	NO.....
Progressive Security Insurance Company	Progressive Agency Holdings, Inc.	100.000	NO.....	The Progressive Corporation	Progressive Insurance Group	100.000	NO.....
Drive New Jersey Insurance Company	Progressive Agency Holdings, Inc.	100.000	NO.....	The Progressive Corporation	Progressive Insurance Group	100.000	NO.....
Progressive Hawaii Insurance Corp.	Progressive Agency Holdings, Inc.	100.000	NO.....	The Progressive Corporation	Progressive Insurance Group	100.000	NO.....
Progressive Freedom Insurance Company	Progressive Agency Holdings, Inc.	100.000	NO.....	The Progressive Corporation	Progressive Insurance Group	100.000	NO.....
Progressive Commercial Casualty Company	Progressive Agency Holdings, Inc.	100.000	NO.....	The Progressive Corporation	Progressive Insurance Group	100.000	NO.....
Progressive Direct Insurance Company	Progressive Direct Holdings, Inc.	100.000	NO.....	The Progressive Corporation	Progressive Insurance Group	100.000	NO.....
Progressive Max Insurance Company	Progressive Direct Holdings, Inc.	100.000	NO.....	The Progressive Corporation	Progressive Insurance Group	100.000	NO.....
Progressive Paloverde Insurance Company	Progressive Direct Holdings, Inc.	100.000	NO.....	The Progressive Corporation	Progressive Insurance Group	100.000	NO.....
Progressive Premier Insurance Company of Illinois ..	Progressive Direct Holdings, Inc.	100.000	NO.....	The Progressive Corporation	Progressive Insurance Group	100.000	NO.....
Progressive Universal Insurance Company	Progressive Direct Holdings, Inc.	100.000	NO.....	The Progressive Corporation	Progressive Insurance Group	100.000	NO.....
Progressive Marathon Insurance Company	Progressive Direct Holdings, Inc.	100.000	NO.....	The Progressive Corporation	Progressive Insurance Group	100.000	NO.....
Progressive Select Insurance Company	Progressive Direct Holdings, Inc.	100.000	NO.....	The Progressive Corporation	Progressive Insurance Group	100.000	NO.....
Progressive Choice Insurance Company	Progressive Direct Holdings, Inc.	100.000	NO.....	The Progressive Corporation	Progressive Insurance Group	100.000	NO.....
Progressive Advanced Insurance Company	Progressive Direct Holdings, Inc.	100.000	NO.....	The Progressive Corporation	Progressive Insurance Group	100.000	NO.....
Progressive Garden State Insurance Company	Progressive Direct Holdings, Inc.	100.000	NO.....	The Progressive Corporation	Progressive Insurance Group	100.000	NO.....
Mountain Laurel Assurance Company	Progressive Direct Holdings, Inc.	100.000	NO.....	The Progressive Corporation	Progressive Insurance Group	100.000	NO.....
United Financial Casualty Company	Progressive Commercial Holdings, Inc.	100.000	NO.....	The Progressive Corporation	Progressive Insurance Group	100.000	NO.....
National Continental Insurance Company	Progressive Commercial Holdings, Inc.	100.000	NO.....	The Progressive Corporation	Progressive Insurance Group	100.000	NO.....
Artisan and Truckers Casualty Company	Progressive Commercial Holdings, Inc.	100.000	NO.....	The Progressive Corporation	Progressive Insurance Group	100.000	NO.....
Progressive Express Insurance Company	Progressive Commercial Holdings, Inc.	100.000	NO.....	The Progressive Corporation	Progressive Insurance Group	100.000	NO.....
Blue Hill Specialty Insurance Company, Inc.	Progressive Commercial Holdings, Inc.	100.000	NO.....	The Progressive Corporation	Progressive Insurance Group	100.000	NO.....
American Strategic Insurance Corp	ARX Holding Corp.	100.000	NO.....	The Progressive Corporation	Progressive Insurance Group	100.000	NO.....
ASI Lloyds	NO.....	The Progressive Corporation	Progressive Insurance Group	100.000	NO.....
Progressive Property Insurance Company	ARX Holding Corp.	100.000	NO.....	The Progressive Corporation	Progressive Insurance Group	100.000	NO.....
ASI Assurance Corp	ARX Holding Corp.	100.000	NO.....	The Progressive Corporation	Progressive Insurance Group	100.000	NO.....
ASI Home Insurance Corp	ARX Holding Corp.	100.000	NO.....	The Progressive Corporation	Progressive Insurance Group	100.000	NO.....
ASI Preferred Insurance Corp	ARX Holding Corp.	100.000	NO.....	The Progressive Corporation	Progressive Insurance Group	100.000	NO.....
ASI Select Insurance Corp	ARX Holding Corp.	100.000	NO.....	The Progressive Corporation	Progressive Insurance Group	100.000	NO.....
Protective Insurance Company	Protective Insurance Corporation	100.000	NO.....	The Progressive Corporation	Progressive Insurance Group	100.000	NO.....
.....	Progressive Commercial Holdings, Inc.	100.000	NO.....	The Progressive Corporation	Progressive Insurance Group	100.000	NO.....
Sagamore Insurance Company	Protective Insurance Company	100.000	NO.....	The Progressive Corporation	Progressive Insurance Group	100.000	NO.....

SCHEDULE Y

PART 3 - ULTIMATE CONTROLLING PARTY AND LISTING OF OTHER U.S. INSURANCE GROUPS OR ENTITIES UNDER THAT ULTIMATE CONTROLLING PARTY'S CONTROL

1	2	3	4	5	6	7	8
Insurers in Holding Company	Owners with Greater Than 10% Ownership	Ownership Percentage Column 2 of Column 1	Granted Disclaimer of Control\ Affiliation of Column 2 Over Column 1 (Yes/No)	Ultimate Controlling Party	U.S. Insurance Groups or Entities Controlled by Column 5	Ownership Percentage (Column 5 of Column 6)	Granted Disclaimer of Control\ Affiliation of Column 5 Over Column 6 (Yes/No)
Protective Specialty Insurance Company	Protective Insurance Company	100.000 NO.....	The Progressive Corporation	Progressive Insurance Group	100.000 NO.....
Progressive Life Insurance Company	The Progressive Corporation	100.000 NO.....	The Progressive Corporation	Progressive Insurance Group	100.000 NO.....

ANNUAL STATEMENT FOR THE YEAR 2022 OF THE PROGRESSIVE NORTHWESTERN INSURANCE COMPANY

SUPPLEMENTAL EXHIBITS AND SCHEDULES INTERROGATORIES

REQUIRED FILINGS

The following supplemental reports are required to be filed as part of your statement filing unless specifically waived by the domiciliary state. However, in the event that your domiciliary state waives the filing requirement, your response of **WAIVED** to the specific interrogatory will be accepted in lieu of filing a “NONE” report and a bar code will be printed below. If the supplement is required of your company but is not being filed for whatever reason enter **SEE EXPLANATION** and provide an explanation following the interrogatory questions.

		Responses
MARCH FILING		
1.	Will an actuarial opinion be filed by March 1?	YES
2.	Will the Supplemental Compensation Exhibit be filed with the state of domicile by March 1?	YES
3.	Will the confidential Risk-based Capital Report be filed with the NAIC by March 1?.....	YES
4.	Will the confidential Risk-based Capital Report be filed with the state of domicile, if required by March 1?.....	YES
APRIL FILING		
5.	Will the Insurance Expense Exhibit be filed with the state of domicile and the NAIC by April 1?	YES
6.	Will Management’s Discussion and Analysis be filed by April 1?	YES
7.	Will the Supplemental Investment Risk Interrogatories be filed by April 1?	YES
MAY FILING		
8.	Will this company be included in a combined annual statement which is filed with the NAIC by May 1?	YES
JUNE FILING		
9.	Will an audited financial report be filed by June 1?	YES
10.	Will Accountant's Letter of Qualifications be filed with the state of domicile and electronically with the NAIC by June 1?	YES

SUPPLEMENTAL FILINGS





The following supplemental reports are required to be filed as part of your annual statement filing **if your company is engaged in the type of business covered by the supplement. However, in the event that your company does not transact the type of business for which the special report must be filed, your response of NO to the specific interrogatory will be accepted in lieu of filing a “NONE” report and a bar code will be printed below.** If the supplement is required of your company but is not being filed for whatever reason enter **SEE EXPLANATION** and provide an explanation following the interrogatory questions.

MARCH FILING		
11.	Will Schedule SIS (Stockholder Information Supplement) be filed with the state of domicile by March 1?	NO
12.	Will the Financial Guaranty Insurance Exhibit be filed by March 1?.....	NO
13.	Will the Medicare Supplement Insurance Experience Exhibit be filed with the state of domicile and the NAIC by March 1?.....	NO
14.	Will Supplement A to Schedule T (Medical Professional Liability Supplement) be filed by March 1?	NO
15.	Will the Trusteed Surplus Statement be filed with the state of domicile and the NAIC by March 1?	NO
16.	Will the Premiums Attributed to Protected Cells Exhibit be filed by March 1?	NO
17.	Will the Reinsurance Summary Supplemental Filing for General Interrogatory 9 be filed with the state of domicile and the NAIC by March 1? ...	NO
18.	Will the Medicare Part D Coverage Supplement be filed with the state of domicile and the NAIC by March 1?.....	NO
19.	Will the confidential Actuarial Opinion Summary be filed with the state of domicile, if required, by March 15 (or the date otherwise specified)?..	YES
20.	Will the Reinsurance Attestation Supplement be filed with the state of domicile and the NAIC by March 1?	YES
21.	Will the Exceptions to the Reinsurance Attestation Supplement be filed with the state of domicile by March 1?	NO
22.	Will the Bail Bond Supplement be filed with the state of domicile and the NAIC by March 1?	NO
23.	Will the Director and Officer Insurance Coverage Supplement be filed with the state of domicile and the NAIC by March 1?	NO
24.	Will an approval from the reporting entity’s state of domicile for relief related to the five-year rotation requirement for lead audit partner be filed electronically with the NAIC by March 1?	NO
25.	Will an approval from the reporting entity’s state of domicile for relief related to the one-year cooling off period for independent CPA be filed electronically with the NAIC by March 1?	NO
26.	Will an approval from the reporting entity’s state of domicile for relief related to the Requirements for Audit Committees be filed electronically with the NAIC by March 1?.....	NO
27.	Will the Supplemental Schedule for Reinsurance Counterparty Reporting Exception - Asbestos and Pollution Contracts be filed with the state of domicile and the NAIC by March 1?.....	NO
APRIL FILING		
28.	Will the Credit Insurance Experience Exhibit be filed with the state of domicile and the NAIC by April 1?	NO
29.	Will the Long-term Care Experience Reporting Forms be filed with the state of domicile and the NAIC by April 1?	NO
30.	Will the Accident and Health Policy Experience Exhibit be filed by April 1?	NO
31.	Will the Supplemental Health Care Exhibit (Parts 1, 2 and 3) be filed with the state of domicile and the NAIC by April 1?	NO
32.	Will the regulator only (non-public) Supplemental Health Care Exhibit’s Expense Allocation Report be filed with the state of domicile and the NAIC by April 1?	NO
33.	Will the Cybersecurity and Identity Theft Insurance Coverage Supplement be filed with the state of domicile and the NAIC by April 1?	NO
34.	Will the Life, Health & Annuity Guaranty Association Assessable Premium Exhibit - Parts 1 and 2 be filed with the state of domicile and the NAIC by April 1?	NO
35.	Will the Private Flood Insurance Supplement be filed with the state of domicile and the NAIC by April 1?	NO
36.	Will the Mortgage Guaranty Insurance Exhibit be filed with the state of domicile and the NAIC by April 1?	NO
AUGUST FILING		
37.	Will Management’s Report of Internal Control Over Financial Reporting be filed with the state of domicile by August 1?	YES

Explanations:

11.		
12.		
13.		
14.		
15.		
16.		
17.		
18.		
21.		
22.		
23.		
24.		
25.		
26.		
27.		
28.		
29.		
30.		
31.		
32.		
33.		
34.		
35.		
36.		

Bar Codes:

11.	SIS Stockholder Information Supplement [Document Identifier 420]	
12.	Financial Guaranty Insurance Exhibit [Document Identifier 240]	
13.	Medicare Supplement Insurance Experience Exhibit [Document Identifier 360]	
14.	Supplement A to Schedule T [Document Identifier 455]	
15.	Trusteed Surplus Statement [Document Identifier 490]	
16.	Premiums Attributed to Protected Cells Exhibit [Document Identifier 385]	

ANNUAL STATEMENT FOR THE YEAR 2022 OF THE PROGRESSIVE NORTHWESTERN INSURANCE COMPANY

SUPPLEMENTAL EXHIBITS AND SCHEDULES INTERROGATORIES

17. Reinsurance Summary Supplemental Filing [Document Identifier 401]



18. Medicare Part D Coverage Supplement [Document Identifier 365]



21. Exceptions to the Reinsurance Attestation Supplement
[Document Identifier 400]



22. Bail Bond Supplement [Document Identifier 500]



23. Director and Officer Insurance Coverage Supplement [Document Identifier 505]



24. Relief from the five-year rotation requirement for lead audit partner
[Document Identifier 224]



25. Relief from the one-year cooling off period for independent CPA
[Document Identifier 225]



26. Relief from the Requirements for Audit Committees [Document Identifier 226]



27. Reinsurance Counterparty Reporting Exception – Asbestos and Pollution
Contracts [Document Identifier 555]



28. Credit Insurance Experience Exhibit [Document Identifier 230]



29. Long-Term Care Experience Reporting Forms [Document Identifier 306]



30. Accident and Health Policy Experience Exhibit [Document Identifier 210]



31. Supplemental Health Care Exhibit (Parts 1, 2 and 3) [Document Identifier 216]



32. Supplemental Health Care Exhibit's Expense Allocation Report
[Document Identifier 217]



33. Cybersecurity and Identity Theft Insurance Coverage Supplement
[Document Identifier 550]



34. Life, Health & Annuity Guaranty Association Assessable Premium Exhibit -
Parts 1 and 2 [Document Identifier 290]



35. Private Flood Insurance Supplement [Document Identifier 560]



36. Will the Mortgage Guaranty Insurance Exhibit [Document Identifier 565]



ANNUAL STATEMENT FOR THE YEAR 2022 OF THE PROGRESSIVE NORTHWESTERN INSURANCE COMPANY

OVERFLOW PAGE FOR WRITE-INS

Additional Write-ins for Assets Line 25

		Current Year			Prior Year
		1	2	3	4
		Assets	Nonadmitted Assets	Net Admitted Assets (Cols. 1 - 2)	Net Admitted Assets
2504.	MISCELLANEOUS OTHER ASSETS	1,109	1,109		
2597.	Summary of remaining write-ins for Line 25 from overflow page	1,109	1,109		

Additional Write-ins for Exhibit of Nonadmitted Assets Line 25

		1	2	3
		Current Year Total Nonadmitted Assets	Prior Year Total Nonadmitted Assets	Change in Total Nonadmitted Assets (Col. 2 - Col. 1)
2504.			
2597.	Summary of remaining write-ins for Line 25 from overflow page			