



PROPERTY AND CASUALTY COMPANIES - ASSOCIATION EDITION

ANNUAL STATEMENT

FOR THE YEAR ENDED DECEMBER 31, 2022

OF THE CONDITION AND AFFAIRS OF THE

PROGRESSIVE WEST INSURANCE COMPANY

NAIC Group Code01550155NAIC Company Code27804Employer's ID Number95-2676519
(Current)(Prior)

Organized under the Laws ofOH, State of Domicile or Port of EntryOH
Country of DomicileUnited States of America

Incorporated/Organized07/23/1970Commenced Business10/30/1972

Statutory Home Office6300 WILSON MILLS ROAD, W33CLEVELAND, OH, US 44143-2182
(Street and Number)(City or Town, State, Country and Zip Code)

Main Administrative Office6300 WILSON MILLS ROAD, W33
(Street and Number)
CLEVELAND, OH, US 44143-2182440-461-5000
(City or Town, State, Country and Zip Code)(Area Code) (Telephone Number)

Mail AddressP.O. BOX 89490CLEVELAND, OH, US 44101-6490
(Street and Number or P.O. Box)(City or Town, State, Country and Zip Code)

Primary Location of Books and Records6300 WILSON MILLS ROAD, W33
(Street and Number)
CLEVELAND, OH, US 44143-2182440-395-4460
(City or Town, State, Country and Zip Code)(Area Code) (Telephone Number)

Internet Website AddressPROGRESSIVE.COM

Statutory Statement ContactMICHELLE CRISTEN CAVELL440-395-4460
(Name)(Area Code) (Telephone Number)
FINANCIAL_REPORTING@PROGRESSIVE.COM440-603-5500
(E-mail Address)(FAX Number)

OFFICERS

PRESIDENTTHEODORE ROGER BELL JR.

TREASURERJOYCE AMY HWU #

SECRETARYFREDERICK JOHN KREINER

OTHER

DIANE MARIE DOLATA, (ASST. TREASURER)

NATALIE RENE GARCIA #, (ASSISTANT SECRETARY)

DIRECTORS OR TRUSTEES

THEODORE ROGER BELL JR.

NATALIE RENE GARCIA #

JOYCE AMY HWU #

FREDERICK JOHN KREINER

CHRISTOPHER DAVID ZENDA #

State ofOHIO

County ofCUYAHOGASS

The officers of this reporting entity being duly sworn, each depose and say that they are the described officers of said reporting entity, and that on the reporting period stated above, all of the herein described assets were the absolute property of the said reporting entity, free and clear from any liens or claims thereon, except as herein stated, and that this statement, together with related exhibits, schedules and explanations therein contained, annexed or referred to, is a full and true statement of all the assets and liabilities and of the condition and affairs of the said reporting entity as of the reporting period stated above, and of its income and deductions therefrom for the period ended, and have been completed in accordance with the NAIC Annual Statement Instructions and Accounting Practices and Procedures manual except to the extent that: (1) state law may differ; or, (2) that state rules or regulations require differences in reporting not related to accounting practices and procedures, according to the best of their information, knowledge and belief, respectively. Furthermore, the scope of this attestation by the described officers also includes the related corresponding electronic filing with the NAIC, when required, that is an exact copy (except for formatting differences due to electronic filing) of the enclosed statement. The electronic filing may be requested by various regulators in lieu of or in addition to the enclosed statement.

THEODORE ROGER BELL, JR.
PRESIDENT

NATALIE RENE GARCIA #
ASSISTANT SECRETARY

JOYCE AMY HWU #
TREASURER

Subscribed and sworn to before me this10TH day ofFEBRUARY, 2023

a. Is this an original filing?
b. If no,
1. State the amendment number.....
2. Date filed
3. Number of pages attached.....

Yes [X] No []



ANNUAL STATEMENT FOR THE YEAR 2022 OF THE PROGRESSIVE WEST INSURANCE COMPANY

EXHIBIT OF PREMIUMS AND LOSSES (Statutory Page 14)

NAIC Group Code 0155 BUSINESS IN THE STATE OF Arizona DURING THE YEAR 2022 NAIC Company Code 27804

Line of Business	Gross Premiums, Including Policy and Membership Fees, Less Return Premiums and Premiums on Policies not Taken		3	4	5	6	7	8	9	10	11	12
	1	2										
	Direct Premiums Written	Direct Premiums Earned	Dividends Paid or Credited to Policyholders on Direct Business	Direct Unearned Premium Reserves	Direct Losses Paid (deducting salvage)	Direct Losses Incurred	Direct Losses Unpaid	Direct Defense and Cost Containment Expense Paid	Direct Defense and Cost Containment Expense Incurred	Direct Defense and Cost Containment Expense Unpaid	Commissions and Brokerage Expenses	Taxes, Licenses and Fees
1. Fire												
2.1 Allied Lines												
2.2 Multiple Peril Crop												
2.3 Federal Flood												
2.4. Private Crop												
2.5 Private Flood												
3. Farmowners Multiple Peril												
4. Homeowners Multiple Peril												
5.1 Commercial Multiple Peril (Non-Liability Portion)												
5.2 Commercial Multiple Peril (Liability Portion)												
6. Mortgage Guaranty												
8. Ocean Marine												
9. Inland Marine												
10. Financial Guaranty												
11.1 Medical Professional Liability - Occurrence												
11.2 Medical Professional Liability - Claims-Made												
12. Earthquake												
13.1 Comprehensive (hospital and medical) ind (b)												
13.2 Comprehensive (hospital and medical) group (b)												
14. Credit A&H (Group and Individual)												
15.1 Vision Only (b).....												
15.2 Dental Only (b)												
15.3 Disability Income (b)												
15.4 Medicare Supplement (b)												
15.5 Medicaid Title XIX (b)												
15.6 Medicare Title XVIII (b).....												
15.7 Long-Term Care (b)												
15.8 Federal Employees Health Benefits Plan (b)												
15.9 Other Health (b)												
16. Workers' Compensation												
17.1 Other Liability - Occurrence												
17.2 Other Liability - Claims-Made												
17.3 Excess Workers' Compensation												
18.1 Products Liability - Occurrence												
18.2 Products Liability - Claims-Made												
19.1 Private Passenger Auto No-Fault (Personal Injury Protection)												
19.2 Other Private Passenger Auto Liability												1,515
19.3 Commercial Auto No-Fault (Personal Injury Protection)												
19.4 Other Commercial Auto Liability												
21.1 Private Passenger Auto Physical Damage												
21.2 Commercial Auto Physical Damage												
22. Aircraft (all perils)												
23. Fidelity												
24. Surety												
26. Burglary and Theft												
27. Boiler and Machinery												
28. Credit												
29. International												
30. Warranty												
31. Reins nonproportional assumed property	XXX	XXX	XXX	XXX	XXX	XXX	XXX	XXX	XXX	XXX	XXX	XXX
32. Reins nonproportional assumed liability	XXX	XXX	XXX	XXX	XXX	XXX	XXX	XXX	XXX	XXX	XXX	XXX
33. Reins nonproportional assumed financial lines	XXX	XXX	XXX	XXX	XXX	XXX	XXX	XXX	XXX	XXX	XXX	XXX
34. Aggregate Write-Ins for Other Lines of Business												
35. Total (a)												1,515
DETAILS OF WRITE-INS												
3401.												
3402.												
3403.												
3498. Summary of remaining write-ins for Line 34 from overflow page												
3499. Totals (Lines 3401 thru 3403 plus 3498)(Line 34 above)												

(a) Finance and service charges not included in Lines 1 to 35 \$
(b) For health service on indicated lines report: Number of persons insured under PPO managed care products and number of persons insured under indemnity only products



ANNUAL STATEMENT FOR THE YEAR 2022 OF THE PROGRESSIVE WEST INSURANCE COMPANY

EXHIBIT OF PREMIUMS AND LOSSES (Statutory Page 14)

NAIC Group Code 0155 BUSINESS IN THE STATE OF California DURING THE YEAR 2022 NAIC Company Code 27804

Line of Business	Gross Premiums, Including Policy and Membership Fees, Less Return Premiums and Premiums on Policies not Taken		3	4	5	6	7	8	9	10	11	12
	1	2										
	Direct Premiums Written	Direct Premiums Earned	Dividends Paid or Credited to Policyholders on Direct Business	Direct Unearned Premium Reserves	Direct Losses Paid (deducting salvage)	Direct Losses Incurred	Direct Losses Unpaid	Direct Defense and Cost Containment Expense Paid	Direct Defense and Cost Containment Expense Incurred	Direct Defense and Cost Containment Expense Unpaid	Commissions and Brokerage Expenses	Taxes, Licenses and Fees
1. Fire												
2.1 Allied Lines												
2.2 Multiple Peril Crop												
2.3 Federal Flood												
2.4. Private Crop												
2.5 Private Flood												
3. Farmowners Multiple Peril												
4. Homeowners Multiple Peril												
5.1 Commercial Multiple Peril (Non-Liability Portion)												
5.2 Commercial Multiple Peril (Liability Portion)												
6. Mortgage Guaranty												
8. Ocean Marine												
9. Inland Marine	85,777	86,728		45,670	21,365	12,347	29	18	(216)	182	9,657	2,413
10. Financial Guaranty												
11.1 Medical Professional Liability - Occurrence												
11.2 Medical Professional Liability - Claims-Made												
12. Earthquake												
13.1 Comprehensive (hospital and medical) ind (b)												
13.2 Comprehensive (hospital and medical) group (b)												
14. Credit A&H (Group and Individual)												
15.1 Vision Only (b).....												
15.2 Dental Only (b)												
15.3 Disability Income (b)												
15.4 Medicare Supplement (b)												
15.5 Medicaid Title XIX (b)												
15.6 Medicare Title XVIII (b).....												
15.7 Long-Term Care (b)												
15.8 Federal Employees Health Benefits Plan (b)												
15.9 Other Health (b)												
16. Workers' Compensation												
17.1 Other Liability - Occurrence	28,675	28,782		14,289		198	3,145		46	223	3,225	1,024
17.2 Other Liability - Claims-Made												
17.3 Excess Workers' Compensation												
18.1 Products Liability - Occurrence												
18.2 Products Liability - Claims-Made												
19.1 Private Passenger Auto No-Fault (Personal Injury Protection)					60,501	(107,662)	91,813	15,607	18,222	7,010		
19.2 Other Private Passenger Auto Liability	291,050,124	287,435,497		79,311,447	168,469,426	205,231,359	209,160,888	5,997,156	11,397,639	25,715,709	30,347,737	7,244,463
19.3 Commercial Auto No-Fault (Personal Injury Protection)												
19.4 Other Commercial Auto Liability												
21.1 Private Passenger Auto Physical Damage	238,346,609	232,682,831		67,342,505	199,833,528	197,182,476	8,419,772	300,785	976,278	5,237,002	24,537,678	5,912,941
21.2 Commercial Auto Physical Damage												
22. Aircraft (all perils)												
23. Fidelity												
24. Surety												
26. Burglary and Theft												
27. Boiler and Machinery												
28. Credit												
29. International												
30. Warranty												
31. Reins nonproportional assumed property	XXX	XXX	XXX	XXX	XXX	XXX	XXX	XXX	XXX	XXX	XXX	XXX
32. Reins nonproportional assumed liability	XXX	XXX	XXX	XXX	XXX	XXX	XXX	XXX	XXX	XXX	XXX	XXX
33. Reins nonproportional assumed financial lines	XXX	XXX	XXX	XXX	XXX	XXX	XXX	XXX	XXX	XXX	XXX	XXX
34. Aggregate Write-Ins for Other Lines of Business												
35. Total (a)	529,511,186	520,233,898		146,713,911	368,384,820	402,318,717	217,675,648	6,313,566	12,391,969	30,960,126	54,898,297	13,160,841
DETAILS OF WRITE-INS												
3401.												
3402.												
3403.												
3498. Summary of remaining write-ins for Line 34 from overflow page												
3499. Totals (Lines 3401 thru 3403 plus 3498)(Line 34 above)												

(a) Finance and service charges not included in Lines 1 to 35 \$ 10,734,406
(b) For health business on indicated lines report: Number of persons insured under PPO managed care products and number of persons insured under indemnity only products



ANNUAL STATEMENT FOR THE YEAR 2022 OF THE PROGRESSIVE WEST INSURANCE COMPANY

EXHIBIT OF PREMIUMS AND LOSSES (Statutory Page 14)

NAIC Group Code 0155 BUSINESS IN THE STATE OF Colorado DURING THE YEAR 2022 NAIC Company Code 27804

Line of Business	Gross Premiums, Including Policy and Membership Fees, Less Return Premiums and Premiums on Policies not Taken		3	4	5	6	7	8	9	10	11	12
	1	2										
	Direct Premiums Written	Direct Premiums Earned	Dividends Paid or Credited to Policyholders on Direct Business	Direct Unearned Premium Reserves	Direct Losses Paid (deducting salvage)	Direct Losses Incurred	Direct Losses Unpaid	Direct Defense and Cost Containment Expense Paid	Direct Defense and Cost Containment Expense Incurred	Direct Defense and Cost Containment Expense Unpaid	Commissions and Brokerage Expenses	Taxes, Licenses and Fees
1. Fire												
2.1 Allied Lines												
2.2 Multiple Peril Crop												
2.3 Federal Flood												
2.4. Private Crop												
2.5 Private Flood												
3. Farmowners Multiple Peril												
4. Homeowners Multiple Peril												
5.1 Commercial Multiple Peril (Non-Liability Portion)												
5.2 Commercial Multiple Peril (Liability Portion)												
6. Mortgage Guaranty												
8. Ocean Marine												
9. Inland Marine												
10. Financial Guaranty												
11.1 Medical Professional Liability - Occurrence												
11.2 Medical Professional Liability - Claims-Made												
12. Earthquake												
13.1 Comprehensive (hospital and medical) ind (b)												
13.2 Comprehensive (hospital and medical) group (b)												
14. Credit A&H (Group and Individual)												
15.1 Vision Only (b).....												
15.2 Dental Only (b)												
15.3 Disability Income (b)												
15.4 Medicare Supplement (b)												
15.5 Medicaid Title XIX (b)												
15.6 Medicare Title XVIII (b).....												
15.7 Long-Term Care (b)												
15.8 Federal Employees Health Benefits Plan (b)												
15.9 Other Health (b)												
16. Workers' Compensation												
17.1 Other Liability - Occurrence												
17.2 Other Liability - Claims-Made												
17.3 Excess Workers' Compensation												
18.1 Products Liability - Occurrence												
18.2 Products Liability - Claims-Made												
19.1 Private Passenger Auto No-Fault (Personal Injury Protection)												
19.2 Other Private Passenger Auto Liability												1,294
19.3 Commercial Auto No-Fault (Personal Injury Protection)												
19.4 Other Commercial Auto Liability												
21.1 Private Passenger Auto Physical Damage												
21.2 Commercial Auto Physical Damage												
22. Aircraft (all perils)												
23. Fidelity												
24. Surety												
26. Burglary and Theft												
27. Boiler and Machinery												
28. Credit												
29. International												
30. Warranty												
31. Reins nonproportional assumed property	XXX	XXX	XXX	XXX	XXX	XXX	XXX	XXX	XXX	XXX	XXX	XXX
32. Reins nonproportional assumed liability	XXX	XXX	XXX	XXX	XXX	XXX	XXX	XXX	XXX	XXX	XXX	XXX
33. Reins nonproportional assumed financial lines	XXX	XXX	XXX	XXX	XXX	XXX	XXX	XXX	XXX	XXX	XXX	XXX
34. Aggregate Write-Ins for Other Lines of Business												
35. Total (a)												1,294
DETAILS OF WRITE-INS												
3401.												
3402.												
3403.												
3498. Summary of remaining write-ins for Line 34 from overflow page												
3499. Totals (Lines 3401 thru 3403 plus 3498)(Line 34 above)												

(a) Finance and service charges not included in Lines 1 to 35 \$
(b) For health service on indicated lines report: Number of persons insured under PPO managed care products and number of persons insured under indemnity only products



ANNUAL STATEMENT FOR THE YEAR 2022 OF THE PROGRESSIVE WEST INSURANCE COMPANY

EXHIBIT OF PREMIUMS AND LOSSES (Statutory Page 14)

NAIC Group Code 0155 BUSINESS IN THE STATE OF Idaho DURING THE YEAR 2022 NAIC Company Code 27804

Line of Business	Gross Premiums, Including Policy and Membership Fees, Less Return Premiums and Premiums on Policies not Taken		3	4	5	6	7	8	9	10	11	12
	1	2										
	Direct Premiums Written	Direct Premiums Earned	Dividends Paid or Credited to Policyholders on Direct Business	Direct Unearned Premium Reserves	Direct Losses Paid (deducting salvage)	Direct Losses Incurred	Direct Losses Unpaid	Direct Defense and Cost Containment Expense Paid	Direct Defense and Cost Containment Expense Incurred	Direct Defense and Cost Containment Expense Unpaid	Commissions and Brokerage Expenses	Taxes, Licenses and Fees
1. Fire												
2.1 Allied Lines												
2.2 Multiple Peril Crop												
2.3 Federal Flood												
2.4. Private Crop												
2.5 Private Flood												
3. Farmowners Multiple Peril												
4. Homeowners Multiple Peril												
5.1 Commercial Multiple Peril (Non-Liability Portion)												
5.2 Commercial Multiple Peril (Liability Portion)												
6. Mortgage Guaranty												
8. Ocean Marine												
9. Inland Marine												
10. Financial Guaranty												
11.1 Medical Professional Liability - Occurrence												
11.2 Medical Professional Liability - Claims-Made												
12. Earthquake												
13.1 Comprehensive (hospital and medical) ind (b)												
13.2 Comprehensive (hospital and medical) group (b)												
14. Credit A&H (Group and Individual)												
15.1 Vision Only (b).....												
15.2 Dental Only (b)												
15.3 Disability Income (b)												
15.4 Medicare Supplement (b)												
15.5 Medicaid Title XIX (b)												
15.6 Medicare Title XVIII (b).....												
15.7 Long-Term Care (b)												
15.8 Federal Employees Health Benefits Plan (b)												
15.9 Other Health (b)												
16. Workers' Compensation												
17.1 Other Liability - Occurrence												
17.2 Other Liability - Claims-Made												
17.3 Excess Workers' Compensation												
18.1 Products Liability - Occurrence												
18.2 Products Liability - Claims-Made												
19.1 Private Passenger Auto No-Fault (Personal Injury Protection)												
19.2 Other Private Passenger Auto Liability												2,750
19.3 Commercial Auto No-Fault (Personal Injury Protection)												
19.4 Other Commercial Auto Liability												
21.1 Private Passenger Auto Physical Damage												
21.2 Commercial Auto Physical Damage												
22. Aircraft (all perils)												
23. Fidelity												
24. Surety												
26. Burglary and Theft												
27. Boiler and Machinery												
28. Credit												
29. International												
30. Warranty												
31. Reins nonproportional assumed property	XXX	XXX	XXX	XXX	XXX	XXX	XXX	XXX	XXX	XXX	XXX	XXX
32. Reins nonproportional assumed liability	XXX	XXX	XXX	XXX	XXX	XXX	XXX	XXX	XXX	XXX	XXX	XXX
33. Reins nonproportional assumed financial lines	XXX	XXX	XXX	XXX	XXX	XXX	XXX	XXX	XXX	XXX	XXX	XXX
34. Aggregate Write-Ins for Other Lines of Business												
35. Total (a)												2,750
DETAILS OF WRITE-INS												
3401.												
3402.												
3403.												
3498. Summary of remaining write-ins for Line 34 from overflow page												
3499. Totals (Lines 3401 thru 3403 plus 3498)(Line 34 above)												

(a) Finance and service charges not included in Lines 1 to 35 \$
(b) For health service on indicated lines report: Number of persons insured under PPO managed care products and number of persons insured under indemnity only products



ANNUAL STATEMENT FOR THE YEAR 2022 OF THE PROGRESSIVE WEST INSURANCE COMPANY

EXHIBIT OF PREMIUMS AND LOSSES (Statutory Page 14)

NAIC Group Code 0155 BUSINESS IN THE STATE OF Montana DURING THE YEAR 2022 NAIC Company Code 27804

Line of Business	Gross Premiums, Including Policy and Membership Fees, Less Return Premiums and Premiums on Policies not Taken		3	4	5	6	7	8	9	10	11	12
	1	2										
	Direct Premiums Written	Direct Premiums Earned	Dividends Paid or Credited to Policyholders on Direct Business	Direct Unearned Premium Reserves	Direct Losses Paid (deducting salvage)	Direct Losses Incurred	Direct Losses Unpaid	Direct Defense and Cost Containment Expense Paid	Direct Defense and Cost Containment Expense Incurred	Direct Defense and Cost Containment Expense Unpaid	Commissions and Brokerage Expenses	Taxes, Licenses and Fees
1. Fire												
2.1 Allied Lines												
2.2 Multiple Peril Crop												
2.3 Federal Flood												
2.4. Private Crop												
2.5 Private Flood												
3. Farmowners Multiple Peril												
4. Homeowners Multiple Peril												
5.1 Commercial Multiple Peril (Non-Liability Portion)												
5.2 Commercial Multiple Peril (Liability Portion)												
6. Mortgage Guaranty												
8. Ocean Marine												
9. Inland Marine												
10. Financial Guaranty												
11.1 Medical Professional Liability - Occurrence												
11.2 Medical Professional Liability - Claims-Made												
12. Earthquake												
13.1 Comprehensive (hospital and medical) ind (b)												
13.2 Comprehensive (hospital and medical) group (b)												
14. Credit A&H (Group and Individual)												
15.1 Vision Only (b).....												
15.2 Dental Only (b)												
15.3 Disability Income (b)												
15.4 Medicare Supplement (b)												
15.5 Medicaid Title XIX (b)												
15.6 Medicare Title XVIII (b).....												
15.7 Long-Term Care (b)												
15.8 Federal Employees Health Benefits Plan (b)												
15.9 Other Health (b)												
16. Workers' Compensation												
17.1 Other Liability - Occurrence												
17.2 Other Liability - Claims-Made												
17.3 Excess Workers' Compensation												
18.1 Products Liability - Occurrence												
18.2 Products Liability - Claims-Made												
19.1 Private Passenger Auto No-Fault (Personal Injury Protection)												
19.2 Other Private Passenger Auto Liability												1,930
19.3 Commercial Auto No-Fault (Personal Injury Protection)												
19.4 Other Commercial Auto Liability												
21.1 Private Passenger Auto Physical Damage												
21.2 Commercial Auto Physical Damage												
22. Aircraft (all perils)												
23. Fidelity												
24. Surety												
26. Burglary and Theft												
27. Boiler and Machinery												
28. Credit												
29. International												
30. Warranty												
31. Reins nonproportional assumed property	XXX	XXX	XXX	XXX	XXX	XXX	XXX	XXX	XXX	XXX	XXX	XXX
32. Reins nonproportional assumed liability	XXX	XXX	XXX	XXX	XXX	XXX	XXX	XXX	XXX	XXX	XXX	XXX
33. Reins nonproportional assumed financial lines	XXX	XXX	XXX	XXX	XXX	XXX	XXX	XXX	XXX	XXX	XXX	XXX
34. Aggregate Write-Ins for Other Lines of Business												
35. Total (a)												1,930
DETAILS OF WRITE-INS												
3401.												
3402.												
3403.												
3498. Summary of remaining write-ins for Line 34 from overflow page												
3499. Totals (Lines 3401 thru 3403 plus 3498)(Line 34 above)												

(a) Finance and service charges not included in Lines 1 to 35 \$
(b) For health business on indicated lines report: Number of persons insured under PPO managed care products and number of persons insured under indemnity only products



ANNUAL STATEMENT FOR THE YEAR 2022 OF THE PROGRESSIVE WEST INSURANCE COMPANY

EXHIBIT OF PREMIUMS AND LOSSES (Statutory Page 14)

NAIC Group Code 0155 BUSINESS IN THE STATE OF Nevada DURING THE YEAR 2022 NAIC Company Code 27804

Line of Business	Gross Premiums, Including Policy and Membership Fees, Less Return Premiums and Premiums on Policies not Taken		3	4	5	6	7	8	9	10	11	12
	1	2										
	Direct Premiums Written	Direct Premiums Earned	Dividends Paid or Credited to Policyholders on Direct Business	Direct Unearned Premium Reserves	Direct Losses Paid (deducting salvage)	Direct Losses Incurred	Direct Losses Unpaid	Direct Defense and Cost Containment Expense Paid	Direct Defense and Cost Containment Expense Incurred	Direct Defense and Cost Containment Expense Unpaid	Commissions and Brokerage Expenses	Taxes, Licenses and Fees
1. Fire												
2.1 Allied Lines												
2.2 Multiple Peril Crop												
2.3 Federal Flood												
2.4. Private Crop												
2.5 Private Flood												
3. Farmowners Multiple Peril												
4. Homeowners Multiple Peril												
5.1 Commercial Multiple Peril (Non-Liability Portion)												
5.2 Commercial Multiple Peril (Liability Portion)												
6. Mortgage Guaranty												
8. Ocean Marine												
9. Inland Marine												
10. Financial Guaranty												
11.1 Medical Professional Liability - Occurrence												
11.2 Medical Professional Liability - Claims-Made												
12. Earthquake												
13.1 Comprehensive (hospital and medical) ind (b)												
13.2 Comprehensive (hospital and medical) group (b)												
14. Credit A&H (Group and Individual)												
15.1 Vision Only (b).....												
15.2 Dental Only (b)												
15.3 Disability Income (b)												
15.4 Medicare Supplement (b)												
15.5 Medicaid Title XIX (b)												
15.6 Medicare Title XVIII (b).....												
15.7 Long-Term Care (b)												
15.8 Federal Employees Health Benefits Plan (b)												
15.9 Other Health (b)												
16. Workers' Compensation												
17.1 Other Liability - Occurrence												
17.2 Other Liability - Claims-Made												
17.3 Excess Workers' Compensation												
18.1 Products Liability - Occurrence												
18.2 Products Liability - Claims-Made												
19.1 Private Passenger Auto No-Fault (Personal Injury Protection)												
19.2 Other Private Passenger Auto Liability												5,030
19.3 Commercial Auto No-Fault (Personal Injury Protection)												
19.4 Other Commercial Auto Liability												
21.1 Private Passenger Auto Physical Damage												
21.2 Commercial Auto Physical Damage												
22. Aircraft (all perils)												
23. Fidelity												
24. Surety												
26. Burglary and Theft												
27. Boiler and Machinery												
28. Credit												
29. International												
30. Warranty												
31. Reins nonproportional assumed property	XXX	XXX	XXX	XXX	XXX	XXX	XXX	XXX	XXX	XXX	XXX	XXX
32. Reins nonproportional assumed liability	XXX	XXX	XXX	XXX	XXX	XXX	XXX	XXX	XXX	XXX	XXX	XXX
33. Reins nonproportional assumed financial lines	XXX	XXX	XXX	XXX	XXX	XXX	XXX	XXX	XXX	XXX	XXX	XXX
34. Aggregate Write-Ins for Other Lines of Business												
35. Total (a)												5,030
DETAILS OF WRITE-INS												
3401.												
3402.												
3403.												
3498. Summary of remaining write-ins for Line 34 from overflow page												
3499. Totals (Lines 3401 thru 3403 plus 3498)(Line 34 above)												

(a) Finance and service charges not included in Lines 1 to 35 \$
(b) For health service on indicated lines report: Number of persons insured under PPO managed care products and number of persons insured under indemnity only products



ANNUAL STATEMENT FOR THE YEAR 2022 OF THE PROGRESSIVE WEST INSURANCE COMPANY

EXHIBIT OF PREMIUMS AND LOSSES (Statutory Page 14)

NAIC Group Code 0155 BUSINESS IN THE STATE OF New Mexico DURING THE YEAR 2022 NAIC Company Code 27804

Line of Business	Gross Premiums, Including Policy and Membership Fees, Less Return Premiums and Premiums on Policies not Taken		3	4	5	6	7	8	9	10	11	12
	1	2										
	Direct Premiums Written	Direct Premiums Earned	Dividends Paid or Credited to Policyholders on Direct Business	Direct Unearned Premium Reserves	Direct Losses Paid (deducting salvage)	Direct Losses Incurred	Direct Losses Unpaid	Direct Defense and Cost Containment Expense Paid	Direct Defense and Cost Containment Expense Incurred	Direct Defense and Cost Containment Expense Unpaid	Commissions and Brokerage Expenses	Taxes, Licenses and Fees
1. Fire												
2.1 Allied Lines												
2.2 Multiple Peril Crop												
2.3 Federal Flood												
2.4. Private Crop												
2.5 Private Flood												
3. Farmowners Multiple Peril												
4. Homeowners Multiple Peril												
5.1 Commercial Multiple Peril (Non-Liability Portion)												
5.2 Commercial Multiple Peril (Liability Portion)												
6. Mortgage Guaranty												
8. Ocean Marine												
9. Inland Marine												
10. Financial Guaranty												
11.1 Medical Professional Liability - Occurrence												
11.2 Medical Professional Liability - Claims-Made												
12. Earthquake												
13.1 Comprehensive (hospital and medical) ind (b)												
13.2 Comprehensive (hospital and medical) group (b)												
14. Credit A&H (Group and Individual)												
15.1 Vision Only (b).....												
15.2 Dental Only (b)												
15.3 Disability Income (b)												
15.4 Medicare Supplement (b)												
15.5 Medicaid Title XIX (b)												
15.6 Medicare Title XVIII (b).....												
15.7 Long-Term Care (b)												
15.8 Federal Employees Health Benefits Plan (b)												
15.9 Other Health (b)												
16. Workers' Compensation												
17.1 Other Liability - Occurrence												
17.2 Other Liability - Claims-Made												
17.3 Excess Workers' Compensation												
18.1 Products Liability - Occurrence												
18.2 Products Liability - Claims-Made												
19.1 Private Passenger Auto No-Fault (Personal Injury Protection)												
19.2 Other Private Passenger Auto Liability												1,650
19.3 Commercial Auto No-Fault (Personal Injury Protection)												
19.4 Other Commercial Auto Liability												
21.1 Private Passenger Auto Physical Damage												
21.2 Commercial Auto Physical Damage												
22. Aircraft (all perils)												
23. Fidelity												
24. Surety												
26. Burglary and Theft												
27. Boiler and Machinery												
28. Credit												
29. International												
30. Warranty												
31. Reins nonproportional assumed property	XXX	XXX	XXX	XXX	XXX	XXX	XXX	XXX	XXX	XXX	XXX	XXX
32. Reins nonproportional assumed liability	XXX	XXX	XXX	XXX	XXX	XXX	XXX	XXX	XXX	XXX	XXX	XXX
33. Reins nonproportional assumed financial lines	XXX	XXX	XXX	XXX	XXX	XXX	XXX	XXX	XXX	XXX	XXX	XXX
34. Aggregate Write-Ins for Other Lines of Business												
35. Total (a)												1,650
DETAILS OF WRITE-INS												
3401.												
3402.												
3403.												
3498. Summary of remaining write-ins for Line 34 from overflow page												
3499. Totals (Lines 3401 thru 3403 plus 3498)(Line 34 above)												

(a) Finance and service charges not included in Lines 1 to 35 \$
(b) For health business on indicated lines report: Number of persons insured under PPO managed care products and number of persons insured under indemnity only products



ANNUAL STATEMENT FOR THE YEAR 2022 OF THE PROGRESSIVE WEST INSURANCE COMPANY

EXHIBIT OF PREMIUMS AND LOSSES (Statutory Page 14)

NAIC Group Code 0155 BUSINESS IN THE STATE OF Ohio DURING THE YEAR 2022 NAIC Company Code 27804

Line of Business	Gross Premiums, Including Policy and Membership Fees, Less Return Premiums and Premiums on Policies not Taken		3	4	5	6	7	8	9	10	11	12
	1	2										
	Direct Premiums Written	Direct Premiums Earned	Dividends Paid or Credited to Policyholders on Direct Business	Direct Unearned Premium Reserves	Direct Losses Paid (deducting salvage)	Direct Losses Incurred	Direct Losses Unpaid	Direct Defense and Cost Containment Expense Paid	Direct Defense and Cost Containment Expense Incurred	Direct Defense and Cost Containment Expense Unpaid	Commissions and Brokerage Expenses	Taxes, Licenses and Fees
1. Fire												
2.1 Allied Lines												
2.2 Multiple Peril Crop												
2.3 Federal Flood												
2.4. Private Crop												
2.5 Private Flood												
3. Farmowners Multiple Peril												
4. Homeowners Multiple Peril												
5.1 Commercial Multiple Peril (Non-Liability Portion)												
5.2 Commercial Multiple Peril (Liability Portion)												
6. Mortgage Guaranty												
8. Ocean Marine												
9. Inland Marine												
10. Financial Guaranty												
11.1 Medical Professional Liability - Occurrence												
11.2 Medical Professional Liability - Claims-Made												
12. Earthquake												
13.1 Comprehensive (hospital and medical) ind (b)												
13.2 Comprehensive (hospital and medical) group (b)												
14. Credit A&H (Group and Individual)												
15.1 Vision Only (b).....												
15.2 Dental Only (b)												
15.3 Disability Income (b)												
15.4 Medicare Supplement (b)												
15.5 Medicaid Title XIX (b)												
15.6 Medicare Title XVIII (b).....												
15.7 Long-Term Care (b)												
15.8 Federal Employees Health Benefits Plan (b)												
15.9 Other Health (b)												
16. Workers' Compensation												
17.1 Other Liability - Occurrence												
17.2 Other Liability - Claims-Made												
17.3 Excess Workers' Compensation												
18.1 Products Liability - Occurrence												
18.2 Products Liability - Claims-Made												
19.1 Private Passenger Auto No-Fault (Personal Injury Protection)												
19.2 Other Private Passenger Auto Liability												11,860
19.3 Commercial Auto No-Fault (Personal Injury Protection)												
19.4 Other Commercial Auto Liability												
21.1 Private Passenger Auto Physical Damage												
21.2 Commercial Auto Physical Damage												
22. Aircraft (all perils)												
23. Fidelity												
24. Surety												
26. Burglary and Theft												
27. Boiler and Machinery												
28. Credit												
29. International												
30. Warranty												
31. Reins nonproportional assumed property	XXX	XXX	XXX	XXX	XXX	XXX	XXX	XXX	XXX	XXX	XXX	XXX
32. Reins nonproportional assumed liability	XXX	XXX	XXX	XXX	XXX	XXX	XXX	XXX	XXX	XXX	XXX	XXX
33. Reins nonproportional assumed financial lines	XXX	XXX	XXX	XXX	XXX	XXX	XXX	XXX	XXX	XXX	XXX	XXX
34. Aggregate Write-Ins for Other Lines of Business												
35. Total (a)												11,860
DETAILS OF WRITE-INS												
3401.												
3402.												
3403.												
3498. Summary of remaining write-ins for Line 34 from overflow page												
3499. Totals (Lines 3401 thru 3403 plus 3498)(Line 34 above)												

(a) Finance and service charges not included in Lines 1 to 35 \$
(b) For health service on indicated lines report: Number of persons insured under PPO managed care products and number of persons insured under indemnity only products



ANNUAL STATEMENT FOR THE YEAR 2022 OF THE PROGRESSIVE WEST INSURANCE COMPANY

EXHIBIT OF PREMIUMS AND LOSSES (Statutory Page 14)

NAIC Group Code 0155 BUSINESS IN THE STATE OF Oregon DURING THE YEAR 2022 NAIC Company Code 27804

Line of Business	Gross Premiums, Including Policy and Membership Fees, Less Return Premiums and Premiums on Policies not Taken		3	4	5	6	7	8	9	10	11	12
	1	2										
	Direct Premiums Written	Direct Premiums Earned	Dividends Paid or Credited to Policyholders on Direct Business	Direct Unearned Premium Reserves	Direct Losses Paid (deducting salvage)	Direct Losses Incurred	Direct Losses Unpaid	Direct Defense and Cost Containment Expense Paid	Direct Defense and Cost Containment Expense Incurred	Direct Defense and Cost Containment Expense Unpaid	Commissions and Brokerage Expenses	Taxes, Licenses and Fees
1. Fire												
2.1 Allied Lines												
2.2 Multiple Peril Crop												
2.3 Federal Flood												
2.4. Private Crop												
2.5 Private Flood												
3. Farmowners Multiple Peril												
4. Homeowners Multiple Peril												
5.1 Commercial Multiple Peril (Non-Liability Portion)												
5.2 Commercial Multiple Peril (Liability Portion)												
6. Mortgage Guaranty												
8. Ocean Marine												
9. Inland Marine												
10. Financial Guaranty												
11.1 Medical Professional Liability - Occurrence												
11.2 Medical Professional Liability - Claims-Made												
12. Earthquake												
13.1 Comprehensive (hospital and medical) ind (b)												
13.2 Comprehensive (hospital and medical) group (b)												
14. Credit A&H (Group and Individual)												
15.1 Vision Only (b).....												
15.2 Dental Only (b)												
15.3 Disability Income (b)												
15.4 Medicare Supplement (b)												
15.5 Medicaid Title XIX (b)												
15.6 Medicare Title XVIII (b).....												
15.7 Long-Term Care (b)												
15.8 Federal Employees Health Benefits Plan (b)												
15.9 Other Health (b)												
16. Workers' Compensation												
17.1 Other Liability - Occurrence												
17.2 Other Liability - Claims-Made												
17.3 Excess Workers' Compensation												
18.1 Products Liability - Occurrence												
18.2 Products Liability - Claims-Made												
19.1 Private Passenger Auto No-Fault (Personal Injury Protection)												
19.2 Other Private Passenger Auto Liability												1,650
19.3 Commercial Auto No-Fault (Personal Injury Protection)												
19.4 Other Commercial Auto Liability												
21.1 Private Passenger Auto Physical Damage												
21.2 Commercial Auto Physical Damage												
22. Aircraft (all perils)												
23. Fidelity												
24. Surety												
26. Burglary and Theft												
27. Boiler and Machinery												
28. Credit												
29. International												
30. Warranty												
31. Reins nonproportional assumed property	XXX	XXX	XXX	XXX	XXX	XXX	XXX	XXX	XXX	XXX	XXX	XXX
32. Reins nonproportional assumed liability	XXX	XXX	XXX	XXX	XXX	XXX	XXX	XXX	XXX	XXX	XXX	XXX
33. Reins nonproportional assumed financial lines	XXX	XXX	XXX	XXX	XXX	XXX	XXX	XXX	XXX	XXX	XXX	XXX
34. Aggregate Write-Ins for Other Lines of Business												
35. Total (a)												1,650
DETAILS OF WRITE-INS												
3401.												
3402.												
3403.												
3498. Summary of remaining write-ins for Line 34 from overflow page												
3499. Totals (Lines 3401 thru 3403 plus 3498)(Line 34 above)												

(a) Finance and service charges not included in Lines 1 to 35 \$
(b) For health business on indicated lines report: Number of persons insured under PPO managed care products and number of persons insured under indemnity only products



ANNUAL STATEMENT FOR THE YEAR 2022 OF THE PROGRESSIVE WEST INSURANCE COMPANY

EXHIBIT OF PREMIUMS AND LOSSES (Statutory Page 14)

NAIC Group Code 0155 BUSINESS IN THE STATE OF Texas DURING THE YEAR 2022 NAIC Company Code 27804

Line of Business	Gross Premiums, Including Policy and Membership Fees, Less Return Premiums and Premiums on Policies not Taken		3	4	5	6	7	8	9	10	11	12
	1	2										
	Direct Premiums Written	Direct Premiums Earned	Dividends Paid or Credited to Policyholders on Direct Business	Direct Unearned Premium Reserves	Direct Losses Paid (deducting salvage)	Direct Losses Incurred	Direct Losses Unpaid	Direct Defense and Cost Containment Expense Paid	Direct Defense and Cost Containment Expense Incurred	Direct Defense and Cost Containment Expense Unpaid	Commissions and Brokerage Expenses	Taxes, Licenses and Fees
1. Fire												
2.1 Allied Lines												
2.2 Multiple Peril Crop												
2.3 Federal Flood												
2.4. Private Crop												
2.5 Private Flood												
3. Farmowners Multiple Peril												
4. Homeowners Multiple Peril												
5.1 Commercial Multiple Peril (Non-Liability Portion)												
5.2 Commercial Multiple Peril (Liability Portion)												
6. Mortgage Guaranty												
8. Ocean Marine												
9. Inland Marine												
10. Financial Guaranty												
11.1 Medical Professional Liability - Occurrence												
11.2 Medical Professional Liability - Claims-Made												
12. Earthquake												
13.1 Comprehensive (hospital and medical) ind (b)												
13.2 Comprehensive (hospital and medical) group (b)												
14. Credit A&H (Group and Individual)												
15.1 Vision Only (b).....												
15.2 Dental Only (b)												
15.3 Disability Income (b)												
15.4 Medicare Supplement (b)												
15.5 Medicaid Title XIX (b)												
15.6 Medicare Title XVIII (b).....												
15.7 Long-Term Care (b)												
15.8 Federal Employees Health Benefits Plan (b)												
15.9 Other Health (b)												
16. Workers' Compensation												
17.1 Other Liability - Occurrence												
17.2 Other Liability - Claims-Made												
17.3 Excess Workers' Compensation												
18.1 Products Liability - Occurrence												
18.2 Products Liability - Claims-Made												
19.1 Private Passenger Auto No-Fault (Personal Injury Protection)												
19.2 Other Private Passenger Auto Liability												700
19.3 Commercial Auto No-Fault (Personal Injury Protection)												
19.4 Other Commercial Auto Liability												
21.1 Private Passenger Auto Physical Damage												
21.2 Commercial Auto Physical Damage												
22. Aircraft (all perils)												
23. Fidelity												
24. Surety												
26. Burglary and Theft												
27. Boiler and Machinery												
28. Credit												
29. International												
30. Warranty												
31. Reins nonproportional assumed property	XXX	XXX	XXX	XXX	XXX	XXX	XXX	XXX	XXX	XXX	XXX	XXX
32. Reins nonproportional assumed liability	XXX	XXX	XXX	XXX	XXX	XXX	XXX	XXX	XXX	XXX	XXX	XXX
33. Reins nonproportional assumed financial lines	XXX	XXX	XXX	XXX	XXX	XXX	XXX	XXX	XXX	XXX	XXX	XXX
34. Aggregate Write-Ins for Other Lines of Business												
35. Total (a)												700
DETAILS OF WRITE-INS												
3401.												
3402.												
3403.												
3498. Summary of remaining write-ins for Line 34 from overflow page												
3499. Totals (Lines 3401 thru 3403 plus 3498)(Line 34 above)												

(a) Finance and service charges not included in Lines 1 to 35 \$
(b) For health business on indicated lines report: Number of persons insured under PPO managed care products and number of persons insured under indemnity only products



ANNUAL STATEMENT FOR THE YEAR 2022 OF THE PROGRESSIVE WEST INSURANCE COMPANY

EXHIBIT OF PREMIUMS AND LOSSES (Statutory Page 14)

NAIC Group Code 0155 BUSINESS IN THE STATE OF Utah DURING THE YEAR 2022 NAIC Company Code 27804

Line of Business	Gross Premiums, Including Policy and Membership Fees, Less Return Premiums and Premiums on Policies not Taken		3	4	5	6	7	8	9	10	11	12
	1	2										
	Direct Premiums Written	Direct Premiums Earned	Dividends Paid or Credited to Policyholders on Direct Business	Direct Unearned Premium Reserves	Direct Losses Paid (deducting salvage)	Direct Losses Incurred	Direct Losses Unpaid	Direct Defense and Cost Containment Expense Paid	Direct Defense and Cost Containment Expense Incurred	Direct Defense and Cost Containment Expense Unpaid	Commissions and Brokerage Expenses	Taxes, Licenses and Fees
1. Fire												
2.1 Allied Lines												
2.2 Multiple Peril Crop												
2.3 Federal Flood												
2.4. Private Crop												
2.5 Private Flood												
3. Farmowners Multiple Peril												
4. Homeowners Multiple Peril												
5.1 Commercial Multiple Peril (Non-Liability Portion)												
5.2 Commercial Multiple Peril (Liability Portion)												
6. Mortgage Guaranty												
8. Ocean Marine												
9. Inland Marine												
10. Financial Guaranty												
11.1 Medical Professional Liability - Occurrence												
11.2 Medical Professional Liability - Claims-Made												
12. Earthquake												
13.1 Comprehensive (hospital and medical) ind (b)												
13.2 Comprehensive (hospital and medical) group (b)												
14. Credit A&H (Group and Individual)												
15.1 Vision Only (b).....												
15.2 Dental Only (b)												
15.3 Disability Income (b)												
15.4 Medicare Supplement (b)												
15.5 Medicaid Title XIX (b)												
15.6 Medicare Title XVIII (b).....												
15.7 Long-Term Care (b)												
15.8 Federal Employees Health Benefits Plan (b)												
15.9 Other Health (b)												
16. Workers' Compensation												
17.1 Other Liability - Occurrence												
17.2 Other Liability - Claims-Made												
17.3 Excess Workers' Compensation												
18.1 Products Liability - Occurrence												
18.2 Products Liability - Claims-Made												
19.1 Private Passenger Auto No-Fault (Personal Injury Protection)												
19.2 Other Private Passenger Auto Liability												825
19.3 Commercial Auto No-Fault (Personal Injury Protection)												
19.4 Other Commercial Auto Liability												
21.1 Private Passenger Auto Physical Damage												
21.2 Commercial Auto Physical Damage												
22. Aircraft (all perils)												
23. Fidelity												
24. Surety												
26. Burglary and Theft												
27. Boiler and Machinery												
28. Credit												
29. International												
30. Warranty												
31. Reins nonproportional assumed property	XXX	XXX	XXX	XXX	XXX	XXX	XXX	XXX	XXX	XXX	XXX	XXX
32. Reins nonproportional assumed liability	XXX	XXX	XXX	XXX	XXX	XXX	XXX	XXX	XXX	XXX	XXX	XXX
33. Reins nonproportional assumed financial lines	XXX	XXX	XXX	XXX	XXX	XXX	XXX	XXX	XXX	XXX	XXX	XXX
34. Aggregate Write-Ins for Other Lines of Business												
35. Total (a)												825
DETAILS OF WRITE-INS												
3401.												
3402.												
3403.												
3498. Summary of remaining write-ins for Line 34 from overflow page												
3499. Totals (Lines 3401 thru 3403 plus 3498)(Line 34 above)												

(a) Finance and service charges not included in Lines 1 to 35 \$
(b) For health service on indicated lines report: Number of persons insured under PPO managed care products and number of persons insured under indemnity only products



ANNUAL STATEMENT FOR THE YEAR 2022 OF THE PROGRESSIVE WEST INSURANCE COMPANY

EXHIBIT OF PREMIUMS AND LOSSES (Statutory Page 14)

NAIC Group Code 0155 BUSINESS IN THE STATE OF Washington DURING THE YEAR 2022 NAIC Company Code 27804

Line of Business	Gross Premiums, Including Policy and Membership Fees, Less Return Premiums and Premiums on Policies not Taken		3	4	5	6	7	8	9	10	11	12
	1	2										
	Direct Premiums Written	Direct Premiums Earned	Dividends Paid or Credited to Policyholders on Direct Business	Direct Unearned Premium Reserves	Direct Losses Paid (deducting salvage)	Direct Losses Incurred	Direct Losses Unpaid	Direct Defense and Cost Containment Expense Paid	Direct Defense and Cost Containment Expense Incurred	Direct Defense and Cost Containment Expense Unpaid	Commissions and Brokerage Expenses	Taxes, Licenses and Fees
1. Fire												
2.1 Allied Lines												
2.2 Multiple Peril Crop												
2.3 Federal Flood												
2.4. Private Crop												
2.5 Private Flood												
3. Farmowners Multiple Peril												
4. Homeowners Multiple Peril												
5.1 Commercial Multiple Peril (Non-Liability Portion)												
5.2 Commercial Multiple Peril (Liability Portion)												
6. Mortgage Guaranty												
8. Ocean Marine												
9. Inland Marine												
10. Financial Guaranty												
11.1 Medical Professional Liability - Occurrence												
11.2 Medical Professional Liability - Claims-Made												
12. Earthquake												
13.1 Comprehensive (hospital and medical) ind (b)												
13.2 Comprehensive (hospital and medical) group (b)												
14. Credit A&H (Group and Individual)												
15.1 Vision Only (b).....												
15.2 Dental Only (b)												
15.3 Disability Income (b)												
15.4 Medicare Supplement (b)												
15.5 Medicaid Title XIX (b)												
15.6 Medicare Title XVIII (b).....												
15.7 Long-Term Care (b)												
15.8 Federal Employees Health Benefits Plan (b)												
15.9 Other Health (b)												
16. Workers' Compensation												
17.1 Other Liability - Occurrence												
17.2 Other Liability - Claims-Made												
17.3 Excess Workers' Compensation												
18.1 Products Liability - Occurrence												
18.2 Products Liability - Claims-Made												
19.1 Private Passenger Auto No-Fault (Personal Injury Protection)												
19.2 Other Private Passenger Auto Liability												2,350
19.3 Commercial Auto No-Fault (Personal Injury Protection)												
19.4 Other Commercial Auto Liability												
21.1 Private Passenger Auto Physical Damage					(2,510)	(2,510)						
21.2 Commercial Auto Physical Damage												
22. Aircraft (all perils)												
23. Fidelity												
24. Surety												
26. Burglary and Theft												
27. Boiler and Machinery												
28. Credit												
29. International												
30. Warranty												
31. Reins nonproportional assumed property	XXX	XXX	XXX	XXX	XXX	XXX	XXX	XXX	XXX	XXX	XXX	XXX
32. Reins nonproportional assumed liability	XXX	XXX	XXX	XXX	XXX	XXX	XXX	XXX	XXX	XXX	XXX	XXX
33. Reins nonproportional assumed financial lines	XXX	XXX	XXX	XXX	XXX	XXX	XXX	XXX	XXX	XXX	XXX	XXX
34. Aggregate Write-Ins for Other Lines of Business												
35. Total (a)					(2,510)	(2,510)						2,350
DETAILS OF WRITE-INS												
3401.												
3402.												
3403.												
3498. Summary of remaining write-ins for Line 34 from overflow page												
3499. Totals (Lines 3401 thru 3403 plus 3498)(Line 34 above)												

(a) Finance and service charges not included in Lines 1 to 35 \$
(b) For health business on indicated lines report: Number of persons insured under PPO managed care products and number of persons insured under indemnity only products



ANNUAL STATEMENT FOR THE YEAR 2022 OF THE PROGRESSIVE WEST INSURANCE COMPANY

EXHIBIT OF PREMIUMS AND LOSSES (Statutory Page 14)

NAIC Group Code 0155 BUSINESS IN THE STATE OF Wyoming DURING THE YEAR 2022 NAIC Company Code 27804

Line of Business	Gross Premiums, Including Policy and Membership Fees, Less Return Premiums and Premiums on Policies not Taken		3	4	5	6	7	8	9	10	11	12
	1	2										
	Direct Premiums Written	Direct Premiums Earned	Dividends Paid or Credited to Policyholders on Direct Business	Direct Unearned Premium Reserves	Direct Losses Paid (deducting salvage)	Direct Losses Incurred	Direct Losses Unpaid	Direct Defense and Cost Containment Expense Paid	Direct Defense and Cost Containment Expense Incurred	Direct Defense and Cost Containment Expense Unpaid	Commissions and Brokerage Expenses	Taxes, Licenses and Fees
1. Fire												
2.1 Allied Lines												
2.2 Multiple Peril Crop												
2.3 Federal Flood												
2.4. Private Crop												
2.5 Private Flood												
3. Farmowners Multiple Peril												
4. Homeowners Multiple Peril												
5.1 Commercial Multiple Peril (Non-Liability Portion)												
5.2 Commercial Multiple Peril (Liability Portion)												
6. Mortgage Guaranty												
8. Ocean Marine												
9. Inland Marine												
10. Financial Guaranty												
11.1 Medical Professional Liability - Occurrence												
11.2 Medical Professional Liability - Claims-Made												
12. Earthquake												
13.1 Comprehensive (hospital and medical) ind (b)												
13.2 Comprehensive (hospital and medical) group (b)												
14. Credit A&H (Group and Individual)												
15.1 Vision Only (b).....												
15.2 Dental Only (b)												
15.3 Disability Income (b)												
15.4 Medicare Supplement (b)												
15.5 Medicaid Title XIX (b)												
15.6 Medicare Title XVIII (b).....												
15.7 Long-Term Care (b)												
15.8 Federal Employees Health Benefits Plan (b)												
15.9 Other Health (b)												
16. Workers' Compensation												
17.1 Other Liability - Occurrence												
17.2 Other Liability - Claims-Made												
17.3 Excess Workers' Compensation												
18.1 Products Liability - Occurrence												
18.2 Products Liability - Claims-Made												
19.1 Private Passenger Auto No-Fault (Personal Injury Protection)												
19.2 Other Private Passenger Auto Liability												4,220
19.3 Commercial Auto No-Fault (Personal Injury Protection)												
19.4 Other Commercial Auto Liability												
21.1 Private Passenger Auto Physical Damage												
21.2 Commercial Auto Physical Damage												
22. Aircraft (all perils)												
23. Fidelity												
24. Surety												
26. Burglary and Theft												
27. Boiler and Machinery												
28. Credit												
29. International												
30. Warranty												
31. Reins nonproportional assumed property	XXX	XXX	XXX	XXX	XXX	XXX	XXX	XXX	XXX	XXX	XXX	XXX
32. Reins nonproportional assumed liability	XXX	XXX	XXX	XXX	XXX	XXX	XXX	XXX	XXX	XXX	XXX	XXX
33. Reins nonproportional assumed financial lines	XXX	XXX	XXX	XXX	XXX	XXX	XXX	XXX	XXX	XXX	XXX	XXX
34. Aggregate Write-Ins for Other Lines of Business												
35. Total (a)												4,220
DETAILS OF WRITE-INS												
3401.												
3402.												
3403.												
3498. Summary of remaining write-ins for Line 34 from overflow page												
3499. Totals (Lines 3401 thru 3403 plus 3498)(Line 34 above)												

(a) Finance and service charges not included in Lines 1 to 35 \$
(b) For health service on indicated lines report: Number of persons insured under PPO managed care products and number of persons insured under indemnity only products



ANNUAL STATEMENT FOR THE YEAR 2022 OF THE PROGRESSIVE WEST INSURANCE COMPANY

EXHIBIT OF PREMIUMS AND LOSSES (Statutory Page 14)

NAIC Group Code 0155 BUSINESS IN THE STATE OF Grand Total DURING THE YEAR 2022 NAIC Company Code 27804

Line of Business	Gross Premiums, Including Policy and Membership Fees, Less Return Premiums and Premiums on Policies not Taken		3	4	5	6	7	8	9	10	11	12
	1	2										
	Direct Premiums Written	Direct Premiums Earned	Dividends Paid or Credited to Policyholders on Direct Business	Direct Unearned Premium Reserves	Direct Losses Paid (deducting salvage)	Direct Losses Incurred	Direct Losses Unpaid	Direct Defense and Cost Containment Expense Paid	Direct Defense and Cost Containment Expense Incurred	Direct Defense and Cost Containment Expense Unpaid	Commissions and Brokerage Expenses	Taxes, Licenses and Fees
1. Fire												
2.1 Allied Lines												
2.2 Multiple Peril Crop												
2.3 Federal Flood												
2.4. Private Crop												
2.5 Private Flood												
3. Farmowners Multiple Peril												
4. Homeowners Multiple Peril												
5.1 Commercial Multiple Peril (Non-Liability Portion)												
5.2 Commercial Multiple Peril (Liability Portion)												
6. Mortgage Guaranty												
8. Ocean Marine												
9. Inland Marine	85,777	86,728		45,670	21,365	12,347	29	18	(216)	182	9,657	2,413
10. Financial Guaranty												
11.1 Medical Professional Liability - Occurrence												
11.2 Medical Professional Liability - Claims-Made												
12. Earthquake												
13.1 Comprehensive (hospital and medical) ind (b)												
13.2 Comprehensive (hospital and medical) group (b)												
14. Credit A&H (Group and Individual)												
15.1 Vision Only (b).....												
15.2 Dental Only (b)												
15.3 Disability Income (b)												
15.4 Medicare Supplement (b)												
15.5 Medicaid Title XIX (b)												
15.6 Medicare Title XVIII (b).....												
15.7 Long-Term Care (b)												
15.8 Federal Employees Health Benefits Plan (b)												
15.9 Other Health (b)												
16. Workers' Compensation												
17.1 Other Liability - Occurrence	28,675	28,782		14,289		198	3,145		46	223	3,225	1,024
17.2 Other Liability - Claims-Made												
17.3 Excess Workers' Compensation												
18.1 Products Liability - Occurrence												
18.2 Products Liability - Claims-Made												
19.1 Private Passenger Auto No-Fault (Personal Injury Protection)					60,501	(107,662)	91,813	15,607	18,222	7,010		
19.2 Other Private Passenger Auto Liability	291,050,124	287,435,497		79,311,447	168,469,426	205,231,359	209,160,888	5,997,156	11,397,639	25,715,709	30,347,737	7,280,238
19.3 Commercial Auto No-Fault (Personal Injury Protection)												
19.4 Other Commercial Auto Liability												
21.1 Private Passenger Auto Physical Damage	238,346,609	232,682,831		67,342,505	199,831,018	197,179,966	8,419,772	300,785	976,278	5,237,002	24,537,678	5,912,941
21.2 Commercial Auto Physical Damage												
22. Aircraft (all perils)												
23. Fidelity												
24. Surety												
26. Burglary and Theft												
27. Boiler and Machinery												
28. Credit												
29. International												
30. Warranty												
31. Reins nonproportional assumed property	XXX	XXX	XXX	XXX	XXX	XXX	XXX	XXX	XXX	XXX	XXX	XXX
32. Reins nonproportional assumed liability	XXX	XXX	XXX	XXX	XXX	XXX	XXX	XXX	XXX	XXX	XXX	XXX
33. Reins nonproportional assumed financial lines	XXX	XXX	XXX	XXX	XXX	XXX	XXX	XXX	XXX	XXX	XXX	XXX
34. Aggregate Write-Ins for Other Lines of Business												
35. Total (a)	529,511,186	520,233,898		146,713,911	368,382,311	402,316,207	217,675,648	6,313,566	12,391,969	30,960,126	54,898,297	13,196,616
DETAILS OF WRITE-INS												
3401.												
3402.												
3403.												
3498. Summary of remaining write-ins for Line 34 from overflow page												
3499. Totals (Lines 3401 thru 3403 plus 3498)(Line 34 above)												

(a) Finance and service charges not included in Lines 1 to 35 \$ 10,734,406
(b) For health business on indicated lines report: Number of persons insured under PPO managed care products and number of persons insured under indemnity only products

Schedule F - Part 1 - Assumed Reinsurance

N O N E

Schedule F - Part 2 - Premium Portfolio Reinsurance Effected or (Canceled)

N O N E

ANNUAL STATEMENT FOR THE YEAR 2022 OF THE PROGRESSIVE WEST INSURANCE COMPANY

SCHEDULE F - PART 3

Ceded Reinsurance as of December 31, Current Year (\$000 Omitted)

1 ID Number	2 NAIC Com- pany Code	3 Name of Reinsurer	4 Domiciliary Jurisdiction	5 Special Code	6 Reinsurance Premiums Ceded	Reinsurance Recoverable On									16 Amount in Dispute included in Column 15	Reinsurance Payable		19 Net Amount Recoverable From Reinsurers Cols. 15 - [17 + 18]	20 Funds Held by Company Under Reinsurance Treaties
						7 Paid Losses	8 Paid LAE	9 Known Case Loss Reserves	10 Known Case LAE Reserves	11 IBNR Loss Reserves	12 IBNR LAE Reserves	13 Unearned Premiums	14 Contingent Commis- sions	15 Columns 7 through 14 Totals		17 Ceded Balances Payable	18 Other Amounts Due to Reinsurers		
34-6513736	24260	Progressive Casualty Insurance Company	OH	2	476,560	27,588	3,428	175,949	37,618	19,959	6,466	132,043		403,051		105,610		297,441	
0399999. Total Authorized - Affiliates - U.S. Non-Pool - Other					476,560	27,588	3,428	175,949	37,618	19,959	6,466	132,043		403,051		105,610		297,441	
0499999. Total Authorized - Affiliates - U.S. Non-Pool					476,560	27,588	3,428	175,949	37,618	19,959	6,466	132,043		403,051		105,610		297,441	
0799999. Total Authorized - Affiliates - Other (Non-U.S.)																			
0899999. Total Authorized - Affiliates					476,560	27,588	3,428	175,949	37,618	19,959	6,466	132,043		403,051		105,610		297,441	
1499999. Total Authorized Excluding Protected Cells (Sum of 0899999, 0999999, 1099999, 1199999 and 1299999)					476,560	27,588	3,428	175,949	37,618	19,959	6,466	132,043		403,051		105,610		297,441	
1899999. Total Unauthorized - Affiliates - U.S. Non-Pool																			
2199999. Total Unauthorized - Affiliates - Other (Non-U.S.)																			
2299999. Total Unauthorized - Affiliates																			
2899999. Total Unauthorized Excluding Protected Cells (Sum of 2299999, 2399999, 2499999, 2599999 and 2699999)																			
3299999. Total Certified - Affiliates - U.S. Non-Pool																			
3599999. Total Certified - Affiliates - Other (Non-U.S.)																			
3699999. Total Certified - Affiliates																			
4299999. Total Certified Excluding Protected Cells (Sum of 3699999, 3799999, 3899999, 3999999 and 4099999)																			
4699999. Total Reciprocal Jurisdiction - Affiliates - U.S. Non-Pool																			
4999999. Total Reciprocal Jurisdiction - Affiliates - Other (Non-U.S.)																			
5099999. Total Reciprocal Jurisdiction - Affiliates																			
5699999. Total Reciprocal Jurisdiction Excluding Protected Cells (Sum of 5099999, 5199999, 5299999, 5399999 and 5499999)																			
5799999. Total Authorized, Unauthorized, Reciprocal Jurisdiction and Certified Excluding Protected Cells (Sum of 1499999, 2899999, 4299999 and 5699999)					476,560	27,588	3,428	175,949	37,618	19,959	6,466	132,043		403,051		105,610		297,441	
5899999. Total Protected Cells (Sum of 1399999, 2799999, 4199999 and 5599999)																			
9999999 Totals					476,560	27,588	3,428	175,949	37,618	19,959	6,466	132,043		403,051		105,610		297,441	

ANNUAL STATEMENT FOR THE YEAR 2022 OF THE PROGRESSIVE WEST INSURANCE COMPANY

SCHEDULE F - PART 3 (Continued)

Ceded Reinsurance as of December 31, Current Year (\$000 Omitted)
(Credit Risk)

ID Number From Col. 1	Name of Reinsurer From Col. 3	Collateral				25	26	27	Ceded Reinsurance Credit Risk								
		21	22	23	24				28	29	30	31	32	33	34	35	36
		Multiple Beneficiary Trusts	Letters of Credit	Issuing or Confirming Bank Reference Number	Single Beneficiary Trusts & Other Allowable Collateral	Total Funds Held, Payables & Collateral	Net Recoverable Net of Funds Held & Collateral	Applicable Sch. F Penalty (Col. 78)	Total Amount Recoverable from Reinsurers Less Penalty (Cols. 15-27)	Stressed Recoverable (Col. 28 * 120%)	Reinsurance Payable & Funds Held (Cols. 17+18+20; but not in excess of Col. 29)	Stressed Net Recoverable (Cols. 29-30)	Total Collateral (Cols. 21+22 + 24, not in Excess of Col. 31)	Stressed Net Recoverable Net of Collateral Offsets (Cols. 31-32)	Reinsurer Designation Equivalent	Credit Risk on Collateralized Recoverables (Col. 32 * Factor Applicable to Reinsurer Designation Equivalent in Col. 34)	Credit Risk on Un- collateralized Recoverables (Col. 33 * Factor Applicable to Reinsurer Designation Equivalent in Col. 34)
34-6513736 ..	Progressive Casualty Insurance Company	105,610	297,441	XXX	XXX	XXX	XXX	XXX	XXX	XXX	XXX	XXX
0399999. Total Authorized - Affiliates - U.S. Non-Pool - Other				XXX		105,610	297,441		XXX	XXX	XXX	XXX	XXX	XXX	XXX	XXX	XXX
0499999. Total Authorized - Affiliates - U.S. Non-Pool				XXX		105,610	297,441		XXX	XXX	XXX	XXX	XXX	XXX	XXX	XXX	XXX
0799999. Total Authorized - Affiliates - Other (Non-U.S.)				XXX											XXX		
0899999. Total Authorized - Affiliates				XXX		105,610	297,441								XXX		
1499999. Total Authorized Excluding Protected Cells (Sum of 0899999, 0999999, 1099999, 1199999 and 1299999)				XXX		105,610	297,441								XXX		
1899999. Total Unauthorized - Affiliates - U.S. Non-Pool				XXX					XXX	XXX	XXX	XXX	XXX	XXX	XXX	XXX	XXX
2199999. Total Unauthorized - Affiliates - Other (Non-U.S.)				XXX											XXX		
2299999. Total Unauthorized - Affiliates				XXX											XXX		
2899999. Total Unauthorized Excluding Protected Cells (Sum of 2299999, 2399999, 2499999, 2599999 and 2699999)				XXX											XXX		
3299999. Total Certified - Affiliates - U.S. Non-Pool				XXX					XXX	XXX	XXX	XXX	XXX	XXX	XXX	XXX	XXX
3599999. Total Certified - Affiliates - Other (Non-U.S.)				XXX											XXX		
3699999. Total Certified - Affiliates				XXX											XXX		
4299999. Total Certified Excluding Protected Cells (Sum of 3699999, 3799999, 3899999, 3999999 and 4099999)				XXX											XXX		
4699999. Total Reciprocal Jurisdiction - Affiliates - U.S. Non-Pool				XXX					XXX	XXX	XXX	XXX	XXX	XXX	XXX	XXX	XXX
4999999. Total Reciprocal Jurisdiction - Affiliates - Other (Non- U.S.)				XXX											XXX		
5099999. Total Reciprocal Jurisdiction - Affiliates				XXX											XXX		
5699999. Total Reciprocal Jurisdiction Excluding Protected Cells (Sum of 5099999, 5199999, 5299999, 5399999 and 5499999)				XXX											XXX		
5799999. Total Authorized, Unauthorized, Reciprocal Jurisdiction and Certified Excluding Protected Cells (Sum of 1499999, 2899999, 4299999 and 5699999)				XXX		105,610	297,441								XXX		
5899999. Total Protected Cells (Sum of 1399999, 2799999, 4199999 and 5599999)				XXX					XXX	XXX	XXX	XXX	XXX	XXX	XXX	XXX	XXX
9999999 Totals				XXX		105,610	297,441								XXX		

ANNUAL STATEMENT FOR THE YEAR 2022 OF THE PROGRESSIVE WEST INSURANCE COMPANY

SCHEDULE F - PART 3 (Continued)

Ceded Reinsurance as of December 31, Current Year (\$000 Omitted)
(Aging of Ceded Reinsurance)

ID Number From Col. 1	Name of Reinsurer From Col. 3	Reinsurance Recoverable on Paid Losses and Paid Loss Adjustment Expenses						44 Total Recoverable on Paid Losses & LAE Amounts in Dispute Included in Col. 43	45 Recoverable on Paid Losses & LAE Over 90 Days Past Due Amounts in Dispute Included in Cols. 40 & 41	46 Total Recoverable on Paid Losses & LAE Amounts Not in Dispute (Cols 43-44)	47 Recoverable on Paid Losses & LAE Over 90 Days Past Due Amounts Not in Dispute (Cols. 40 + 41 - 45)	48 Amounts Received Prior 90 Days	49 Percentage Overdue Col. 42/Col. 43	50 Percentage of Amounts More Than 90 Days Overdue Not in Dispute (Col. 47/[Cols. 46+48])	51 Percentage More Than 120 Days Overdue (Col. 41/ Col. 43)	52 Is the Amount in Col. 50 Less Than 20%? (Yes or No)	53 Amounts in Col. 47 for Reinsurers with Values Less Than 20% in Col. 50	
		37 Current	Overdue				43 Total Due Cols. 37+42 (In total should equal Cols. 7+8)											
			38 1 - 29 Days	39 30 - 90 Days	40 91 - 120 Days	41 Over 120 Days												42 Total Overdue Cols. 38+39 +40+41
34-6513736 ..	Progressive Casualty Insurance Company	31,016					31,016			31,016							YES.....	
0399999. Total Authorized - Affiliates - U.S. Non-Pool - Other		31,016					31,016			31,016							XXX	
0499999. Total Authorized - Affiliates - U.S. Non-Pool		31,016					31,016			31,016							XXX	
0799999. Total Authorized - Affiliates - Other (Non-U.S.)																	XXX	
0899999. Total Authorized - Affiliates		31,016					31,016			31,016							XXX	
1499999. Total Authorized Excluding Protected Cells (Sum of 0899999, 0999999, 1099999, 1199999 and 1299999)		31,016					31,016			31,016							XXX	
1899999. Total Unauthorized - Affiliates - U.S. Non-Pool																	XXX	
2199999. Total Unauthorized - Affiliates - Other (Non-U.S.)																	XXX	
2299999. Total Unauthorized - Affiliates																	XXX	
2899999. Total Unauthorized Excluding Protected Cells (Sum of 2299999, 2399999, 2499999, 2599999 and 2699999)																	XXX	
3299999. Total Certified - Affiliates - U.S. Non-Pool																	XXX	
3599999. Total Certified - Affiliates - Other (Non-U.S.)																	XXX	
3699999. Total Certified - Affiliates																	XXX	
4299999. Total Certified Excluding Protected Cells (Sum of 3699999, 3799999, 3899999, 3999999 and 4099999)																	XXX	
4699999. Total Reciprocal Jurisdiction - Affiliates - U.S. Non-Pool																	XXX	
4999999. Total Reciprocal Jurisdiction - Affiliates - Other (Non-U.S.)																	XXX	
5099999. Total Reciprocal Jurisdiction - Affiliates																	XXX	
5699999. Total Reciprocal Jurisdiction Excluding Protected Cells (Sum of 5099999, 5199999, 5299999, 5399999 and 5499999)																	XXX	
5799999. Total Authorized, Unauthorized, Reciprocal Jurisdiction and Certified Excluding Protected Cells (Sum of 1499999, 2899999, 4299999 and 5699999)		31,016					31,016			31,016							XXX	
5899999. Total Protected Cells (Sum of 1399999, 2799999, 4199999 and 5599999)																	XXX	
9999999 Totals		31,016					31,016			31,016							XXX	

ANNUAL STATEMENT FOR THE YEAR 2022 OF THE PROGRESSIVE WEST INSURANCE COMPANY

SCHEDULE F - PART 3 (Continued)

Ceded Reinsurance as of December 31, Current Year (\$000 Omitted)
(Provision for Reinsurance for Certified Reinsurers)

ID Number From Col. 1	Name of Reinsurer From Col. 3	Provision for Certified Reinsurance														Complete if Col. 52 = "No"; Otherwise Enter 0		69 Provision for Overdue Reinsurance Ceded to Certified Reinsurers (Greater of [Col. 62 + Col. 65] or Col.68; not to Exceed Col. 63)
		54	55	56	57	58	59	60 Percent of Collateral Provided for Net Recoverables Subject to Collateral Requirements ([Col. 20 + Col. 21 + Col. 22 + Col. 24] / Col. 58)	61 Percent Credit Allowed on Net Recoverables Subject to Collateral Requirements (Col. 60 / Col. 56, not to exceed 100%)	62 20% of Recoverable on Paid Losses & LAE Over 90 Days Past Due Amounts in Dispute (Col. 45 * 20%)	63 Amount of Credit Allowed for Net Recoverables (Col. 57 + [Col. 58 * Col. 61])	64 Provision for Reinsurance with Certified Reinsurers Due to Collateral Deficiency (Col. 19 - Col. 63)	65 20% of Recoverable on Paid Losses & LAE Over 90 Days Past Due Amounts Not in Dispute (Col. 47 * 20%)	66 Total Collateral Provided (Col. 20 + Col. 21 + Col. 22 + Col. 24, not to Exceed Col. 63)		67 Net Unsecured Recoverable for Which Credit is Allowed (Col. 63 - Col. 66)	68 20% of Amount in Col. 67	
		Certified Reinsurer Rating (1 through 6)	Effective Date of Certified Reinsurer Rating	Percent Collateral Required for Full Credit (0% through 100%)	Catastrophe Recoverables Qualifying for Collateral Deferral	Net Recoverables Subject to Collateral Requirements for Full Credit (Col. 19 - Col. 57)	Dollar Amount of Collateral Required (Col. 56 * Col. 58)											
34-6513736	Progressive Casualty Insurance Company	XXX	XXX	XXX	XXX	XXX	XXX	XXX	XXX	XXX	XXX	XXX	XXX	XXX	XXX	XXX	XXX	XXX
0399999	Total Authorized - Affiliates - U.S. Non-Pool - Other			XXX	XXX	XXX	XXX	XXX	XXX	XXX	XXX	XXX	XXX	XXX	XXX	XXX	XXX	XXX
0499999	Total Authorized - Affiliates - U.S. Non-Pool			XXX	XXX	XXX	XXX	XXX	XXX	XXX	XXX	XXX	XXX	XXX	XXX	XXX	XXX	XXX
0799999	Total Authorized - Affiliates - Other (Non-U.S.)			XXX	XXX	XXX	XXX	XXX	XXX	XXX	XXX	XXX	XXX	XXX	XXX	XXX	XXX	XXX
0899999	Total Authorized - Affiliates			XXX	XXX	XXX	XXX	XXX	XXX	XXX	XXX	XXX	XXX	XXX	XXX	XXX	XXX	XXX
1499999	Total Authorized Excluding Protected Cells (Sum of 0899999, 0999999, 1099999, 1199999 and 1299999)			XXX	XXX	XXX	XXX	XXX	XXX	XXX	XXX	XXX	XXX	XXX	XXX	XXX	XXX	XXX
1899999	Total Unauthorized - Affiliates - U.S. Non-Pool			XXX	XXX	XXX	XXX	XXX	XXX	XXX	XXX	XXX	XXX	XXX	XXX	XXX	XXX	XXX
2199999	Total Unauthorized - Affiliates - Other (Non-U.S.)			XXX	XXX	XXX	XXX	XXX	XXX	XXX	XXX	XXX	XXX	XXX	XXX	XXX	XXX	XXX
2299999	Total Unauthorized - Affiliates			XXX	XXX	XXX	XXX	XXX	XXX	XXX	XXX	XXX	XXX	XXX	XXX	XXX	XXX	XXX
2899999	Total Unauthorized Excluding Protected Cells (Sum of 2299999, 2399999, 2499999, 2599999 and 2699999)			XXX	XXX	XXX	XXX	XXX	XXX	XXX	XXX	XXX	XXX	XXX	XXX	XXX	XXX	XXX
3299999	Total Certified - Affiliates - U.S. Non-Pool			XXX				XXX	XXX									
3599999	Total Certified - Affiliates - Other (Non-U.S.)			XXX				XXX	XXX									
3699999	Total Certified - Affiliates			XXX				XXX	XXX									
4299999	Total Certified Excluding Protected Cells (Sum of 3699999, 3799999, 3899999, 3999999 and 4099999)			XXX				XXX	XXX									
4699999	Total Reciprocal Jurisdiction - Affiliates - U.S. Non-Pool			XXX	XXX	XXX	XXX	XXX	XXX	XXX	XXX	XXX	XXX	XXX	XXX	XXX	XXX	XXX
4999999	Total Reciprocal Jurisdiction - Affiliates - Other (Non-U.S.)			XXX	XXX	XXX	XXX	XXX	XXX	XXX	XXX	XXX	XXX	XXX	XXX	XXX	XXX	XXX
5099999	Total Reciprocal Jurisdiction - Affiliates			XXX	XXX	XXX	XXX	XXX	XXX	XXX	XXX	XXX	XXX	XXX	XXX	XXX	XXX	XXX
5699999	Total Reciprocal Jurisdiction Excluding Protected Cells (Sum of 5099999, 5199999, 5299999, 5399999 and 5499999)			XXX	XXX	XXX	XXX	XXX	XXX	XXX	XXX	XXX	XXX	XXX	XXX	XXX	XXX	XXX
5799999	Total Authorized, Unauthorized, Reciprocal Jurisdiction and Certified Excluding Protected Cells (Sum of 1499999, 2899999, 4299999 and 5699999)			XXX				XXX	XXX									
5899999	Total Protected Cells (Sum of 1399999, 2799999, 4199999 and 5599999)			XXX				XXX	XXX									
9999999	Totals			XXX				XXX	XXX									

ANNUAL STATEMENT FOR THE YEAR 2022 OF THE PROGRESSIVE WEST INSURANCE COMPANY

SCHEDULE F - PART 3 (Continued)

Ceded Reinsurance as of December 31, Current Year (\$000 Omitted)
(Total Provision for Reinsurance)

ID Number From Col. 1	Name of Reinsurer From Col. 3	70 20% of Recoverable on Paid Losses & LAE Over 90 Days past Due Amounts Not in Dispute (Col. 47 * 20%)	Provision for Unauthorized Reinsurance		Provision for Overdue Authorized and Reciprocal Jurisdiction Reinsurance		Total Provision for Reinsurance			
			71	72	73 Complete if Col. 52 = "Yes"; Otherwise Enter 0	74 Complete if Col. 52 = "No"; Otherwise Enter 0	75	76	77	78
			Provision for Reinsurance with Unauthorized Reinsurers Due to Collateral Deficiency (Col. 26)	Provision for Overdue Reinsurance from Unauthorized Reinsurers and Amounts in Dispute (Col. 70 + 20% of the Amount in Col. 16)	20% of Recoverable on Paid Losses & LAE Over 90 Days Past Due Amounts Not in Dispute + 20% of Amounts in Dispute ([Col. 47 * 20%] + [Col. 45 * 20%])	Greater of 20% of Net Recoverable Net of Funds Held & Collateral, or 20% of Recoverable on Paid Losses & LAE Over 90 Days Past Due (Greater of Col. 26 * 20% or Cols. [40 + 41] * 20%)	Provision for Amounts Ceded to Authorized and Reciprocal Jurisdiction Reinsurers (Cols. 73 + 74)	Provision for Amounts Ceded to Unauthorized Reinsurers (Cols. 71 + 72 Not in Excess of Col. 15)	Provision for Amounts Ceded to Certified Reinsurers (Cols. 64 + 69)	Total Provision for Reinsurance (Cols. 75 + 76 + 77)
34-6513736	Progressive Casualty Insurance Company		XXX	XXX				XXX	XXX	
0399999. Total Authorized - Affiliates - U.S. Non-Pool - Other			XXX	XXX				XXX	XXX	
0499999. Total Authorized - Affiliates - U.S. Non-Pool			XXX	XXX				XXX	XXX	
0799999. Total Authorized - Affiliates - Other (Non-U.S.)			XXX	XXX				XXX	XXX	
0899999. Total Authorized - Affiliates			XXX	XXX				XXX	XXX	
1499999. Total Authorized Excluding Protected Cells (Sum of 0899999, 0999999, 1099999, 1199999 and 1299999)			XXX	XXX				XXX	XXX	
1899999. Total Unauthorized - Affiliates - U.S. Non-Pool					XXX	XXX	XXX		XXX	
2199999. Total Unauthorized - Affiliates - Other (Non-U.S.)					XXX	XXX	XXX		XXX	
2299999. Total Unauthorized - Affiliates					XXX	XXX	XXX		XXX	
2899999. Total Unauthorized Excluding Protected Cells (Sum of 2299999, 2399999, 2499999, 2599999 and 2699999)					XXX	XXX	XXX		XXX	
3299999. Total Certified - Affiliates - U.S. Non-Pool		XXX	XXX	XXX	XXX	XXX	XXX	XXX		
3599999. Total Certified - Affiliates - Other (Non-U.S.)		XXX	XXX	XXX	XXX	XXX	XXX	XXX		
3699999. Total Certified - Affiliates		XXX	XXX	XXX	XXX	XXX	XXX	XXX		
4299999. Total Certified Excluding Protected Cells (Sum of 3699999, 3799999, 3899999, 3999999 and 4099999)		XXX	XXX	XXX	XXX	XXX	XXX	XXX		
4699999. Total Reciprocal Jurisdiction - Affiliates - U.S. Non-Pool			XXX	XXX				XXX	XXX	
4999999. Total Reciprocal Jurisdiction - Affiliates - Other (Non-U.S.)			XXX	XXX				XXX	XXX	
5099999. Total Reciprocal Jurisdiction - Affiliates			XXX	XXX				XXX	XXX	
5699999. Total Reciprocal Jurisdiction Excluding Protected Cells (Sum of 5099999, 5199999, 5299999, 5399999 and 5499999)			XXX	XXX				XXX	XXX	
5799999. Total Authorized, Unauthorized, Reciprocal Jurisdiction and Certified Excluding Protected Cells (Sum of 1499999, 2899999, 4299999 and 5699999)										
5899999. Total Protected Cells (Sum of 1399999, 2799999, 4199999 and 5599999)										
9999999 Totals										

ANNUAL STATEMENT FOR THE YEAR 2022 OF THE PROGRESSIVE WEST INSURANCE COMPANY

SCHEDULE F - PART 4

Issuing or Confirming Banks for Letters of Credit from Schedule F, Part 3 (\$000 Omitted)

1 Issuing or Confirming Bank Reference Number Used in Col. 23 of Sch F Part 3	2 Letters of Credit Code	3 American Bankers Association (ABA) Routing Number	4 Issuing or Confirming Bank Name	5 Letters of Credit Amount
			NONE	
Total				

ANNUAL STATEMENT FOR THE YEAR 2022 OF THE PROGRESSIVE WEST INSURANCE COMPANY

SCHEDULE F - PART 5

Interrogatories for Schedule F, Part 3 (000 Omitted)

A. Report the five largest provisional commission rates included in the cedant's reinsurance treaties. The commission rate to be reported is by contract with ceded premium in excess of \$50,000:

	1	2	3
	Name of Reinsurer	Commission Rate	Ceded Premium
1.			
2.			
3.			
4.			
5.			

B. Report the five largest reinsurance recoverables reported in Schedule F, Part 3, Column 15, due from any one reinsurer (based on the total recoverables, Schedule F, Part 3,Line 9999999, Column 15), the amount of ceded premium, and indicate whether the recoverables are due from an affiliated insurer.

	1	2	3	4
	Name of Reinsurer	Total Recoverables	Ceded Premiums	Affiliated
6.	Progressive Casualty Insurance Company	403,051	476,560	Yes [X] No []
7.				Yes [] No []
8.				Yes [] No []
9.				Yes [] No []
10.				Yes [] No []

NOTE: Disclosure of the five largest provisional commission rates should exclude mandatory pools and joint underwriting associations.

SCHEDULE F - PART 6

Restatement of Balance Sheet to Identify Net Credit for Reinsurance

	1 As Reported (Net of Ceded)	2 Restatement Adjustments	3 Restated (Gross of Ceded)
ASSETS (Page 2, Col. 3)			
1. Cash and invested assets (Line 12)	122,075,259		122,075,259
2. Premiums and considerations (Line 15)	85,573,684		85,573,684
3. Reinsurance recoverable on loss and loss adjustment expense payments (Line 16.1)	31,016,354	(31,016,354)	
4. Funds held by or deposited with reinsured companies (Line 16.2)			
5. Other assets	2,650,660		2,650,660
6. Net amount recoverable from reinsurers		297,441,596	297,441,596
7. Protected cell assets (Line 27)			
8. Totals (Line 28)	241,315,957	266,425,242	507,741,199
LIABILITIES (Page 3)			
9. Losses and loss adjustment expenses (Lines 1 through 3)	26,665,825	239,992,000	266,657,825
10. Taxes, expenses, and other obligations (Lines 4 through 8)	3,590,476		3,590,476
11. Unearned premiums (Line 9)	14,671,392	132,043,000	146,714,392
12. Advance premiums (Line 10)	2,801,970		2,801,970
13. Dividends declared and unpaid (Line 11.1 and 11.2)			
14. Ceded reinsurance premiums payable (net of ceding commissions (Line 12)	105,609,758	(105,609,758)	
15. Funds held by company under reinsurance treaties (Line 13)			
16. Amounts withheld or retained by company for account of others (Line 14)			
17. Provision for reinsurance (Line 16)			
18. Other liabilities	26,522,244		26,522,244
19. Total liabilities excluding protected cell business (Line 26)	179,861,665	266,425,242	446,286,907
20. Protected cell liabilities (Line 27)			
21. Surplus as regards policyholders (Line 37)	61,454,292	XXX	61,454,292
22. Totals (Line 38)	241,315,957	266,425,242	507,741,199

NOTE: Is the restatement of this exhibit the result of grossing up balances ceded to affiliates under 100 percent reinsurance or pooling arrangements? Yes [] No [X]

If yes, give full explanation:

Schedule H - Part 1 - Analysis of Underwriting Operations

N O N E

Schedule H - Part 2 - Reserves and Liabilities

N O N E

Schedule H - Part 3 - Test of Prior Year's Claim Reserves and Liabilities

N O N E

Schedule H - Part 4 - Reinsurance

N O N E

Schedule H - Part 5 - Health Claims

N O N E

ANNUAL STATEMENT FOR THE YEAR 2022 OF THE PROGRESSIVE WEST INSURANCE COMPANY

SCHEDULE P - PART 1A - HOMEOWNERS/FARMOWNERS

(\$000 OMITTED)

Years in Which Premiums Were Earned and Losses Were Incurred	Premiums Earned			Loss and Loss Expense Payments								12
	1	2	3	Loss Payments		Defense and Cost Containment Payments		Adjusting and Other Payments		10	11	Number of Claims Reported Direct and Assumed
	Direct and Assumed	Ceded	Net (1 - 2)	4	5	6	7	8	9	Salvage and Subrogation Received	Total Net Paid Cols (4 - 5 + 6 - 7 + 8 - 9)	
				Direct and Assumed	Ceded	Direct and Assumed	Ceded	Direct and Assumed	Ceded			
1. Prior.....	XXX	XXX	XXX									XXX
2. 2013.....												
3. 2014.....												
4. 2015.....												
5. 2016.....												
6. 2017.....												
7. 2018.....												
8. 2019.....												
9. 2020.....												
10. 2021.....												
11. 2022.....												
12. Totals	XXX	XXX	XXX									XXX

NONE

	Losses Unpaid				Defense and Cost Containment Unpaid				Adjusting and Other Unpaid		23	24	25
	Case Basis		Bulk + IBNR		Case Basis		Bulk + IBNR		Adjusting and Other Unpaid				
	13	14	15	16	17	18	19	20	21	22			
	Direct and Assumed	Ceded	Direct and Assumed	Ceded	Direct and Assumed	Ceded	Direct and Assumed	Ceded	Direct and Assumed	Ceded			
1. Prior.....													
2. 2013.....													
3. 2014.....													
4. 2015.....													
5. 2016.....													
6. 2017.....													
7. 2018.....													
8. 2019.....													
9. 2020.....													
10. 2021.....													
11. 2022.....													
12. Totals													

NONE

	Total Losses and Loss Expenses Incurred			Loss and Loss Expense Percentage (Incurred /Premiums Earned)			Nontabular Discount		34 Inter-Company Pooling Participation Percentage	Net Balance Sheet Reserves After Discount	
	26	27	28	29	30	31	32	33		35	36
	Direct and Assumed	Ceded	Net	Direct and Assumed	Ceded	Net	Loss	Loss Expense		Losses Unpaid	Loss Expenses Unpaid
1. Prior.....	XXX	XXX	XXX	XXX	XXX	XXX			XXX		
2. 2013.....											
3. 2014.....											
4. 2015.....											
5. 2016.....											
6. 2017.....											
7. 2018.....											
8. 2019.....											
9. 2020.....											
10. 2021.....											
11. 2022.....											
12. Totals	XXX	XXX	XXX	XXX	XXX	XXX			XXX		

NONE

ANNUAL STATEMENT FOR THE YEAR 2022 OF THE PROGRESSIVE WEST INSURANCE COMPANY

SCHEDULE P - PART 1B - PRIVATE PASSENGER AUTO LIABILITY/MEDICAL

(\$000 OMITTED)

Years in Which Premiums Were Earned and Losses Were Incurred	Premiums Earned			Loss and Loss Expense Payments							12	
	1 Direct and Assumed	2 Ceded	3 Net (1 - 2)	Loss Payments		Defense and Cost Containment Payments		Adjusting and Other Payments		10 Salvage and Subrogation Received	11 Total Net Paid Cols (4 - 5 + 6 - 7 + 8 - 9)	Number of Claims Reported Direct and Assumed
				4 Direct and Assumed	5 Ceded	6 Direct and Assumed	7 Ceded	8 Direct and Assumed	9 Ceded			
1. Prior.....	XXX.....	XXX.....	XXX.....	(24)	(21)	(7)	(6)			2	(3)	XXX.....
2. 2013.....	167,452	150,707	16,745	116,449	104,804	4,390	3,951	21,653	19,488	179	14,249	43,188
3. 2014.....	173,581	156,223	17,358	118,683	106,815	5,166	4,649	20,509	18,458	182	14,436	42,098
4. 2015.....	173,539	156,185	17,354	124,354	111,918	4,746	4,271	21,529	19,376	149	15,063	42,002
5. 2016.....	162,478	146,230	16,248	106,504	95,854	4,535	4,081	18,711	16,840	124	12,975	35,730
6. 2017.....	169,085	152,176	16,908	101,907	91,716	3,087	2,778	18,294	16,465	125	12,329	34,921
7. 2018.....	195,092	175,583	19,509	117,300	105,570	3,954	3,558	20,417	18,375	137	14,167	37,362
8. 2019.....	215,817	194,235	21,582	133,554	120,199	5,561	5,005	23,551	21,196	153	16,267	40,934
9. 2020.....	244,284	219,856	24,428	112,835	101,551	2,487	2,238	20,494	18,445	165	13,582	33,397
10. 2021.....	277,028	249,325	27,703	128,632	115,769	1,476	1,328	21,846	19,661	200	15,195	43,427
11. 2022.....	287,435	258,692	28,744	69,941	62,947	150	135	17,321	15,589	121	8,741	38,971
12. Totals	XXX	XXX	XXX	1,130,135	1,017,122	35,543	31,989	204,325	183,892	1,537	137,000	xxx

	Losses Unpaid				Defense and Cost Containment Unpaid				Adjusting and Other Unpaid		23	24	25
	Case Basis		Bulk + IBNR		Case Basis		Bulk + IBNR						
	13	14	15	16	17	18	19	20	21	22			
	Direct and Assumed	Ceded	Direct and Assumed	Ceded	Direct and Assumed	Ceded	Direct and Assumed	Ceded	Direct and Assumed	Ceded			
1. Prior.....													
2. 2013.....	56	51			11	10			3	3		7	2
3. 2014.....	8	7			10	9			2	1		2	1
4. 2015.....	125	113			74	67			12	11		21	7
5. 2016.....	261	235			77	69			16	15		35	11
6. 2017.....	773	695			101	91			16	14		89	12
7. 2018.....	2,194	1,975			558	502			95	85		285	66
8. 2019.....	5,850	5,265	716	644	2,242	2,017	238	214	335	301	31	938	245
9. 2020.....	13,705	12,335	1,487	1,338	4,057	3,651	366	330	870	783	20	2,049	586
10. 2021.....	48,605	43,745	5,370	4,833	7,740	6,966	910	819	3,960	3,564	52	6,658	2,760
11. 2022	100,850	90,765	29,253	26,328	7,561	6,805	1,778	1,600	11,300	10,170	128	15,074	10,666
12. Totals	172,427	155,185	36,825	33,143	22,431	20,187	3,292	2,963	16,608	14,947	231	25,158	14,356

	Total Losses and Loss Expenses Incurred			Loss and Loss Expense Percentage (Incurred /Premiums Earned)			Nontabular Discount		34	Net Balance Sheet Reserves After Discount	
	26	27	28	29	30	31	32	33	Inter- Company Pooling Participation Percentage	35	36
	Direct and Assumed	Ceded	Net	Direct and Assumed	Ceded	Net	Loss	Loss Expense		Losses Unpaid	Loss Expenses Unpaid
1. Prior.....	XXX.....	XXX.....	XXX.....	XXX.....	XXX.....	XXX.....			XXX.....		
2. 2013.....	142,562	128,306	14,256	85.1	85.1	85.1				6	1
3. 2014.....	144,377	129,939	14,438	83.2	83.2	83.2				1	1
4. 2015.....	150,840	135,756	15,084	86.9	86.9	86.9				13	9
5. 2016.....	130,104	117,094	13,010	80.1	80.1	80.1				26	9
6. 2017.....	124,177	111,760	12,418	73.4	73.4	73.4				77	12
7. 2018.....	144,517	130,065	14,452	74.1	74.1	74.1				219	65
8. 2019.....	172,046	154,841	17,205	79.7	79.7	79.7				657	281
9. 2020.....	156,301	140,671	15,630	64.0	64.0	64.0				1,519	529
10. 2021.....	218,538	196,684	21,854	78.9	78.9	78.9				5,397	1,261
11. 2022.....	238,154	214,339	23,815	82.9	82.9	82.9				13,010	2,064
12. Totals	XXX	XXX	XXX	XXX	XXX	XXX			XXX	20,925	4,233

Schedule P - Part 1C - Commercial Auto/Truck Liability/Medical

N O N E

Schedule P - Part 1D - Workers' Compensation (Excluding Excess Workers' Compensation)

N O N E

Schedule P - Part 1E - Commercial Multiple Peril

N O N E

Schedule P - Part 1F - Section 1 - Medical Professional Liability - Occurrence

N O N E

Schedule P - Part 1F - Section 2 - Medical Professional Liability - Claims-Made

N O N E

Schedule P - Part 1G - Special Liability (Ocean Marine, Aircraft (all perils), Boiler and Machinery)

N O N E

ANNUAL STATEMENT FOR THE YEAR 2022 OF THE PROGRESSIVE WEST INSURANCE COMPANY

SCHEDULE P - PART 1H - SECTION 1 - OTHER LIABILITY - OCCURRENCE

(\$000 OMITTED)

Years in Which Premiums Were Earned and Losses Were Incurred	Premiums Earned			Loss and Loss Expense Payments								12
	1 Direct and Assumed	2 Ceded	3 Net (1 - 2)	Loss Payments		Defense and Cost Containment Payments		Adjusting and Other Payments		10 Salvage and Subrogation Received	11 Total Net Paid Cols (4 - 5 + 6 - 7 + 8 - 9)	Number of Claims Reported Direct and Assumed
				4	5	6	7	8	9			
				Direct and Assumed	Ceded	Direct and Assumed	Ceded	Direct and Assumed	Ceded			
1. Prior.....	XXX.....	XXX.....	XXX.....									XXX.....
2. 2013.....	6.....	6.....	1.....									
3. 2014.....	6.....	6.....	1.....									
4. 2015.....	7.....	6.....	1.....									
5. 2016.....	6.....	6.....	1.....									
6. 2017.....	8.....	7.....	1.....									
7. 2018.....	12.....	11.....	1.....									
8. 2019.....	13.....	12.....	1.....									
9. 2020.....	22.....	20.....	2.....									
10. 2021.....	26.....	23.....	3.....									
11. 2022.....	29.....	26.....	3.....									
12. Totals	XXX	XXX	XXX									XXX

	Losses Unpaid				Defense and Cost Containment Unpaid				Adjusting and Other Unpaid		23	24	25
	Case Basis		Bulk + IBNR		Case Basis		Bulk + IBNR						
	13	14	15	16	17	18	19	20	21	22			
	Direct and Assumed	Ceded	Direct and Assumed	Ceded	Direct and Assumed	Ceded	Direct and Assumed	Ceded	Direct and Assumed	Ceded			
1. Prior.....													
2. 2013.....													
3. 2014.....													
4. 2015.....													
5. 2016.....													
6. 2017.....													
7. 2018.....													
8. 2019.....													
9. 2020.....													
10. 2021.....			1	1									
11. 2022.....			2	2									
12. Totals			3	3									

	Total Losses and Loss Expenses Incurred			Loss and Loss Expense Percentage (Incurred /Premiums Earned)			Nontabular Discount		34 Inter- Company Pooling Participation Percentage	Net Balance Sheet Reserves After Discount	
	26	27	28	29	30	31	32	33		35	36
	Direct and Assumed	Ceded	Net	Direct and Assumed	Ceded	Net	Loss	Loss Expense		Losses Unpaid	Loss Expenses Unpaid
1. Prior.....	XXX.....	XXX.....	XXX.....	XXX.....	XXX.....	XXX.....			XXX.....		
2. 2013.....				0.3.....	0.3.....	0.3.....					
3. 2014.....											
4. 2015.....											
5. 2016.....											
6. 2017.....											
7. 2018.....											
8. 2019.....				0.1.....	0.1.....	0.1.....					
9. 2020.....				0.9.....	0.9.....	0.9.....					
10. 2021.....	1.....	1.....		2.9.....	2.9.....	2.9.....					
11. 2022.....	3.....	2.....		9.2.....	9.2.....	9.2.....					
12. Totals	XXX	XXX	XXX	XXX	XXX	XXX			XXX		

ANNUAL STATEMENT FOR THE YEAR 2022 OF THE PROGRESSIVE WEST INSURANCE COMPANY

SCHEDULE P - PART 1H - SECTION 2 - OTHER LIABILITY - CLAIMS-MADE

(\$000 OMITTED)

Years in Which Premiums Were Earned and Losses Were Incurred	Premiums Earned			Loss and Loss Expense Payments								12
	1	2	3	Loss Payments		Defense and Cost Containment Payments		Adjusting and Other Payments		10	11	Number of Claims Reported Direct and Assumed
	Direct and Assumed	Ceded	Net (1 - 2)	4	5	6	7	8	9	Salvage and Subrogation Received	Total Net Paid Cols (4 - 5 + 6 - 7 + 8 - 9)	
1. Prior.....	XXX	XXX	XXX									XXX
2. 2013.....												
3. 2014.....												
4. 2015.....												
5. 2016.....												
6. 2017.....												
7. 2018.....												
8. 2019.....												
9. 2020.....												
10. 2021.....												
11. 2022.....												
12. Totals	XXX	XXX	XXX									XXX

	Losses Unpaid				Defense and Cost Containment Unpaid				Adjusting and Other Unpaid		23	24	25
	Case Basis		Bulk + IBNR		Case Basis		Bulk + IBNR						
	13	14	15	16	17	18	19	20	21	22			
	Direct and Assumed	Ceded	Direct and Assumed	Ceded	Direct and Assumed	Ceded	Direct and Assumed	Ceded	Direct and Assumed	Ceded			
1. Prior.....													
2. 2013.....													
3. 2014.....													
4. 2015.....													
5. 2016.....													
6. 2017.....													
7. 2018.....													
8. 2019.....													
9. 2020.....													
10. 2021.....													
11. 2022.....													
12. Totals													

	Total Losses and Loss Expenses Incurred			Loss and Loss Expense Percentage (Incurred /Premiums Earned)			Nontabular Discount		34 Inter-Company Pooling Participation Percentage	Net Balance Sheet Reserves After Discount	
	26	27	28	29	30	31	32	33		35	36
	Direct and Assumed	Ceded	Net	Direct and Assumed	Ceded	Net	Loss	Loss Expense		Losses Unpaid	Loss Expenses Unpaid
1. Prior.....	XXX	XXX	XXX	XXX	XXX	XXX			XXX		
2. 2013.....											
3. 2014.....											
4. 2015.....											
5. 2016.....											
6. 2017.....											
7. 2018.....											
8. 2019.....											
9. 2020.....											
10. 2021.....											
11. 2022.....											
12. Totals	XXX	XXX	XXX	XXX	XXX	XXX			XXX		

ANNUAL STATEMENT FOR THE YEAR 2022 OF THE PROGRESSIVE WEST INSURANCE COMPANY

SCHEDULE P - PART 11 - SPECIAL PROPERTY (FIRE, ALLIED LINES, INLAND MARINE, EARTHQUAKE, BURGLARY AND THEFT)

(\$000 OMITTED)

Years in Which Premiums Were Earned and Losses Were Incurred	Premiums Earned			Loss and Loss Expense Payments								12
	1 Direct and Assumed	2 Ceded	3 Net (1 - 2)	Loss Payments		Defense and Cost Containment Payments		Adjusting and Other Payments		10 Salvage and Subrogation Received	11 Total Net Paid Cols (4 - 5 + 6 - 7 + 8 - 9)	Number of Claims Reported Direct and Assumed
				4 Direct and Assumed	5 Ceded	6 Direct and Assumed	7 Ceded	8 Direct and Assumed	9 Ceded			
1. Prior.....	XXX.....	XXX.....	XXX.....	XXX.....
2. 2021.....	83.....	74.....	8.....	15.....	14.....	5.....	5.....	2.....	XXX.....
3. 2022.....	87.....	78.....	9.....	20.....	18.....	2.....	2.....	2.....	XXX.....
4. Totals.....	XXX.....	XXX.....	XXX.....	36.....	32.....	7.....	7.....	4.....	XXX.....

	Losses Unpaid				Defense and Cost Containment Unpaid				Adjusting and Other Unpaid		23	24	25
	Case Basis		Bulk + IBNR		Case Basis		Bulk + IBNR						
	13	14	15	16	17	18	19	20	21	22			
	Direct and Assumed	Ceded	Direct and Assumed	Ceded	Direct and Assumed	Ceded	Direct and Assumed	Ceded	Direct and Assumed	Ceded			
1. Prior													
2. 2021													
3. 2022													
4. Totals													

	Total Losses and Loss Expenses Incurred			Loss and Loss Expense Percentage (Incurred /Premiums Earned)			Nontabular Discount		34 Inter-Company Pooling Participation Percentage	Net Balance Sheet Reserves After Discount	
	26	27	28	29	30	31	32	33		35	36
	Direct and Assumed	Ceded	Net	Direct and Assumed	Ceded	Net	Loss	Loss Expense		Losses Unpaid	Loss Expenses Unpaid

1. Prior.....	XXX.....	XXX.....	XXX.....	XXX.....	XXX.....	XXX.....	XXX.....
2. 2021.....	20.....	18.....	2.....	24.7.....	24.7.....	24.7.....
3. 2022.....	23.....	21.....	2.....	27.1.....	27.1.....	27.1.....
4. Totals.....	XXX.....	XXX.....	XXX.....	XXX.....	XXX.....	XXX.....	XXX.....

ANNUAL STATEMENT FOR THE YEAR 2022 OF THE PROGRESSIVE WEST INSURANCE COMPANY

SCHEDULE P - PART 1J - AUTO PHYSICAL DAMAGE

(\$000 OMITTED)

Years in Which Premiums Were Earned and Losses Were Incurred	Premiums Earned			Loss and Loss Expense Payments								12
	1 Direct and Assumed	2 Ceded	3 Net (1 - 2)	Loss Payments		Defense and Cost Containment Payments		Adjusting and Other Payments		10 Salvage and Subrogation Received	11 Total Net Paid Cols (4 - 5 + 6 - 7 + 8 - 9)	Number of Claims Reported Direct and Assumed
				4 Direct and Assumed	5 Ceded	6 Direct and Assumed	7 Ceded	8 Direct and Assumed	9 Ceded			
1. Prior.....	XXX.....	XXX.....	XXX.....	(799)	(719)	158	142	122	110	118	(52)	XXX.....
2. 2021.....	214,099	192,689	21,410	166,477	149,829	202	182	15,902	14,312	6,003	18,258	77,192
3. 2022	232,683	209,415	23,268	193,583	174,224	28	25	16,772	15,095	3,902	21,038	77,455
4. Totals	XXX	XXX	XXX	359,261	323,335	388	349	32,797	29,517	10,023	39,245	xxx

	Losses Unpaid				Defense and Cost Containment Unpaid				Adjusting and Other Unpaid		23	24	25
	Case Basis		Bulk + IBNR		Case Basis		Bulk + IBNR						
	13	14	15	16	17	18	19	20	21	22			
	Direct and Assumed	Ceded	Direct and Assumed	Ceded	Direct and Assumed	Ceded	Direct and Assumed	Ceded	Direct and Assumed	Ceded			
1. Prior	227	204	(854)	(769)	526	473			8	7	97	(9)	27
2. 2021	594	534	(1,362)	(1,226)	998	898	163	146	33	30	255	43	65
3. 2022	22,250	20,025	(12,436)	(11,192)	3,101	2,791	450	405	1,372	1,235	3,187	1,474	4,331
4. Totals	23,071	20,764	(14,652)	(13,186)	4,625	4,162	612	551	1,414	1,272	3,539	1,507	4,423

	Total Losses and Loss Expenses Incurred			Loss and Loss Expense Percentage (Incurred /Premiums Earned)			Nontabular Discount		34 Inter-Company Pooling Participation Percentage	Net Balance Sheet Reserves After Discount	
	26	27	28	29	30	31	32	33		35	36
	Direct and Assumed	Ceded	Net	Direct and Assumed	Ceded	Net	Loss	Loss Expense		Losses Unpaid	Loss Expenses Unpaid
1. Prior.....	XXX.....	XXX.....	XXX.....	XXX.....	XXX.....	XXX.....			XXX.....	(63)	53
2. 2021.....	183,008	164,707	18,301	85.5	85.5	85.5				(77)	119
3. 2022	225,120	202,608	22,512	96.7	96.7	96.7				981	492
4. Totals	XXX	XXX	XXX	XXX	XXX	XXX			XXX	842	665

Schedule P - Part 1K - Fidelity/Surety

N O N E

Schedule P - Part 1L - Other (Including Credit, Accident and Health)

N O N E

Schedule P - Part 1M - International

N O N E

Schedule P - Part 1N - Reinsurance - Nonproportional Assumed Property

N O N E

Schedule P - Part 1O - Reinsurance - Nonproportional Assumed Liability

N O N E

Schedule P - Part 1P - Reinsurance - Nonproportional Assumed Financial Lines

N O N E

Schedule P - Part 1R - Section 1 - Products Liability - Occurrence

N O N E

Schedule P - Part 1R - Section 2 - Products Liability - Claims-Made

N O N E

Schedule P - Part 1S - Financial Guaranty/Mortgage Guaranty

N O N E

Schedule P - Part 1T - Warranty

N O N E

ANNUAL STATEMENT FOR THE YEAR 2022 OF THE PROGRESSIVE WEST INSURANCE COMPANY

SCHEDULE P - PART 2A - HOMEOWNERS/FARMOWNERS

Years in Which Losses Were Incurred	INCURRED NET LOSSES AND DEFENSE AND COST CONTAINMENT EXPENSES REPORTED AT YEAR END (\$000 OMITTED)										DEVELOPMENT	
	1 2013	2 2014	3 2015	4 2016	5 2017	6 2018	7 2019	8 2020	9 2021	10 2022	11 One Year	12 Two Year
1. Prior.....												
2. 2013.....												
3. 2014.....	XXX											
4. 2015.....	XXX	XXX										
5. 2016.....	XXX	XXX	XXX									
6. 2017.....	XXX	XXX	XXX	XXX								
7. 2018.....	XXX	XXX	XXX	XXX	XXX							
8. 2019.....	XXX	XXX	XXX	XXX	XXX	XXX						
9. 2020.....	XXX	XXX	XXX	XXX	XXX	XXX	XXX					
10. 2021.....	XXX	XXX	XXX	XXX	XXX	XXX	XXX	XXX				XXX
11. 2022.....	XXX	XXX	XXX	XXX	XXX	XXX	XXX	XXX	XXX		XXX	XXX
12. Totals												

SCHEDULE P - PART 2B - PRIVATE PASSENGER AUTO LIABILITY/MEDICAL

1. Prior.....	3,077	3,578	3,745	3,715	3,722	3,651	3,623	3,617	3,613	3,605	(8)	(12)
2. 2013.....	12,051	12,130	12,144	12,133	12,109	12,096	12,095	12,088	12,091	12,091		3
3. 2014.....	XXX	12,136	12,295	12,512	12,435	12,395	12,386	12,377	12,382	12,387	5	10
4. 2015.....	XXX	XXX	12,314	12,824	12,880	12,880	12,928	12,956	12,950	12,930	(20)	(26)
5. 2016.....	XXX	XXX	XXX	11,034	11,064	11,095	11,144	11,143	11,141	11,138	(3)	(5)
6. 2017.....	XXX	XXX	XXX	XXX	10,359	10,624	10,779	10,668	10,589	10,587	(2)	(81)
7. 2018.....	XXX	XXX	XXX	XXX	XXX	11,760	12,347	12,554	12,419	12,401	(18)	(153)
8. 2019.....	XXX	XXX	XXX	XXX	XXX	XXX	14,398	14,698	14,712	14,816	104	118
9. 2020.....	XXX	XXX	XXX	XXX	XXX	XXX	XXX	13,232	13,396	13,494	98	262
10. 2021.....	XXX	XXX	XXX	XXX	XXX	XXX	XXX	XXX	18,730	19,273	543	XXX
11. 2022.....	XXX	XXX	XXX	XXX	XXX	XXX	XXX	XXX	XXX	20,953	XXX	XXX
12. Totals											697	114

SCHEDULE P - PART 2C - COMMERCIAL AUTO/TRUCK LIABILITY/MEDICAL

1. Prior.....												
2. 2013.....												
3. 2014.....	XXX											
4. 2015.....	XXX	XXX										
5. 2016.....	XXX	XXX	XXX									
6. 2017.....	XXX	XXX	XXX	XXX								
7. 2018.....	XXX	XXX	XXX	XXX	XXX							
8. 2019.....	XXX	XXX	XXX	XXX	XXX	XXX						
9. 2020.....	XXX	XXX	XXX	XXX	XXX	XXX	XXX					
10. 2021.....	XXX	XXX	XXX	XXX	XXX	XXX	XXX	XXX				XXX
11. 2022.....	XXX	XXX	XXX	XXX	XXX	XXX	XXX	XXX	XXX		XXX	XXX
12. Totals												

SCHEDULE P - PART 2D - WORKERS' COMPENSATION
(EXCLUDING EXCESS WORKERS' COMPENSATION)

1. Prior.....												
2. 2013.....												
3. 2014.....	XXX											
4. 2015.....	XXX	XXX										
5. 2016.....	XXX	XXX	XXX									
6. 2017.....	XXX	XXX	XXX	XXX								
7. 2018.....	XXX	XXX	XXX	XXX	XXX							
8. 2019.....	XXX	XXX	XXX	XXX	XXX	XXX						
9. 2020.....	XXX	XXX	XXX	XXX	XXX	XXX	XXX					
10. 2021.....	XXX	XXX	XXX	XXX	XXX	XXX	XXX	XXX				XXX
11. 2022.....	XXX	XXX	XXX	XXX	XXX	XXX	XXX	XXX	XXX		XXX	XXX
12. Totals												

SCHEDULE P - PART 2E - COMMERCIAL MULTIPLE PERIL

1. Prior.....												
2. 2013.....												
3. 2014.....	XXX											
4. 2015.....	XXX	XXX										
5. 2016.....	XXX	XXX	XXX									
6. 2017.....	XXX	XXX	XXX	XXX								
7. 2018.....	XXX	XXX	XXX	XXX	XXX							
8. 2019.....	XXX	XXX	XXX	XXX	XXX	XXX						
9. 2020.....	XXX	XXX	XXX	XXX	XXX	XXX	XXX					
10. 2021.....	XXX	XXX	XXX	XXX	XXX	XXX	XXX	XXX				XXX
11. 2022.....	XXX	XXX	XXX	XXX	XXX	XXX	XXX	XXX	XXX		XXX	XXX
12. Totals												

ANNUAL STATEMENT FOR THE YEAR 2022 OF THE PROGRESSIVE WEST INSURANCE COMPANY

SCHEDULE P - PART 2F - SECTION 1 - MEDICAL PROFESSIONAL LIABILITY - OCCURRENCE

Years in Which Losses Were Incurred	INCURRED NET LOSSES AND DEFENSE AND COST CONTAINMENT EXPENSES REPORTED AT YEAR END (\$000 OMITTED)										DEVELOPMENT	
	1 2013	2 2014	3 2015	4 2016	5 2017	6 2018	7 2019	8 2020	9 2021	10 2022	11 One Year	12 Two Year
1. Prior.....												
2. 2013.....												
3. 2014.....	XXX											
4. 2015.....	XXX	XXX										
5. 2016.....	XXX	XXX	XXX									
6. 2017.....	XXX	XXX	XXX	XXX								
7. 2018.....	XXX	XXX	XXX	XXX	XXX							
8. 2019.....	XXX	XXX	XXX	XXX	XXX	XXX						
9. 2020.....	XXX	XXX	XXX	XXX	XXX	XXX	XXX					
10. 2021.....	XXX	XXX	XXX	XXX	XXX	XXX	XXX	XXX				XXX
11. 2022.....	XXX	XXX	XXX	XXX	XXX	XXX	XXX	XXX	XXX		XXX	XXX
12. Totals												

SCHEDULE P - PART 2F - SECTION 2 - MEDICAL PROFESSIONAL LIABILITY - CLAIMS-MADE

1. Prior.....												
2. 2013.....												
3. 2014.....	XXX											
4. 2015.....	XXX	XXX										
5. 2016.....	XXX	XXX	XXX									
6. 2017.....	XXX	XXX	XXX	XXX								
7. 2018.....	XXX	XXX	XXX	XXX	XXX							
8. 2019.....	XXX	XXX	XXX	XXX	XXX	XXX						
9. 2020.....	XXX	XXX	XXX	XXX	XXX	XXX	XXX					
10. 2021.....	XXX	XXX	XXX	XXX	XXX	XXX	XXX	XXX				XXX
11. 2022.....	XXX	XXX	XXX	XXX	XXX	XXX	XXX	XXX	XXX		XXX	XXX
12. Totals												

SCHEDULE P - PART 2G - SPECIAL LIABILITY (OCEAN MARINE, AIRCRAFT (ALL PERILS),
BOILER AND MACHINERY)

1. Prior.....												
2. 2013.....												
3. 2014.....	XXX											
4. 2015.....	XXX	XXX										
5. 2016.....	XXX	XXX	XXX									
6. 2017.....	XXX	XXX	XXX	XXX								
7. 2018.....	XXX	XXX	XXX	XXX	XXX							
8. 2019.....	XXX	XXX	XXX	XXX	XXX	XXX						
9. 2020.....	XXX	XXX	XXX	XXX	XXX	XXX	XXX					
10. 2021.....	XXX	XXX	XXX	XXX	XXX	XXX	XXX	XXX				XXX
11. 2022.....	XXX	XXX	XXX	XXX	XXX	XXX	XXX	XXX	XXX		XXX	XXX
12. Totals												

SCHEDULE P - PART 2H - SECTION 1 - OTHER LIABILITY - OCCURRENCE

1. Prior.....												
2. 2013.....												
3. 2014.....	XXX											
4. 2015.....	XXX	XXX										
5. 2016.....	XXX	XXX	XXX									
6. 2017.....	XXX	XXX	XXX	XXX								
7. 2018.....	XXX	XXX	XXX	XXX	XXX							
8. 2019.....	XXX	XXX	XXX	XXX	XXX	XXX						
9. 2020.....	XXX	XXX	XXX	XXX	XXX	XXX	XXX					
10. 2021.....	XXX	XXX	XXX	XXX	XXX	XXX	XXX	XXX				XXX
11. 2022.....	XXX	XXX	XXX	XXX	XXX	XXX	XXX	XXX	XXX		XXX	XXX
12. Totals												

SCHEDULE P - PART 2H - SECTION 2 - OTHER LIABILITY - CLAIMS-MADE

1. Prior.....												
2. 2013.....												
3. 2014.....	XXX											
4. 2015.....	XXX	XXX										
5. 2016.....	XXX	XXX	XXX									
6. 2017.....	XXX	XXX	XXX	XXX								
7. 2018.....	XXX	XXX	XXX	XXX	XXX							
8. 2019.....	XXX	XXX	XXX	XXX	XXX	XXX						
9. 2020.....	XXX	XXX	XXX	XXX	XXX	XXX	XXX					
10. 2021.....	XXX	XXX	XXX	XXX	XXX	XXX	XXX	XXX				XXX
11. 2022.....	XXX	XXX	XXX	XXX	XXX	XXX	XXX	XXX	XXX		XXX	XXX
12. Totals												

ANNUAL STATEMENT FOR THE YEAR 2022 OF THE PROGRESSIVE WEST INSURANCE COMPANY

SCHEDULE P - PART 2I - SPECIAL PROPERTY (FIRE, ALLIED LINES, INLAND MARINE, EARTHQUAKE, BURGLARY, AND THEFT)

Years in Which Losses Were Incurred	INCURRED NET LOSSES AND DEFENSE AND COST CONTAINMENT EXPENSES REPORTED AT YEAR END (\$000 OMITTED)										DEVELOPMENT	
	1 2013	2 2014	3 2015	4 2016	5 2017	6 2018	7 2019	8 2020	9 2021	10 2022	11 One Year	12 Two Year
1. Prior.....	XXX.....	XXX.....	XXX.....	XXX.....	XXX.....	XXX.....	XXX.....
2. 2021.....	XXX.....	XXX.....	XXX.....	XXX.....	XXX.....	XXX.....	XXX.....	XXX.....22	XXX.....
3. 2022.....	XXX.....	XXX.....	XXX.....	XXX.....	XXX.....	XXX.....	XXX.....	XXX.....	XXX.....2	XXX.....	XXX.....
4. Totals												

SCHEDULE P - PART 2J - AUTO PHYSICAL DAMAGE

1. Prior.....	XXX.....	XXX.....	XXX.....	XXX.....	XXX.....	XXX.....	XXX.....160(96)(153)(57)(313)
2. 2021.....	XXX.....	XXX.....	XXX.....	XXX.....	XXX.....	XXX.....	XXX.....	XXX.....	17,532	16,707(825)	XXX.....
3. 2022.....	XXX.....	XXX.....	XXX.....	XXX.....	XXX.....	XXX.....	XXX.....	XXX.....	XXX.....	20,698	XXX.....	XXX.....
4. Totals											(882)	(313)

SCHEDULE P - PART 2K - FIDELITY/SURETY

1. Prior.....	XXX.....	XXX.....	XXX.....	XXX.....	XXX.....	XXX.....	XXX.....
2. 2021.....	XXX.....	XXX.....	XXX.....	XXX.....	XXX.....	XXX.....	XXX.....	XXX.....	XXX.....
3. 2022.....	XXX.....	XXX.....	XXX.....	XXX.....	XXX.....	XXX.....	XXX.....	XXX.....	XXX.....	XXX.....	XXX.....
4. Totals												

SCHEDULE P - PART 2L - OTHER (INCLUDING CREDIT, ACCIDENT AND HEALTH)

1. Prior.....	XXX.....	XXX.....	XXX.....	XXX.....	XXX.....	XXX.....	XXX.....
2. 2021.....	XXX.....	XXX.....	XXX.....	XXX.....	XXX.....	XXX.....	XXX.....	XXX.....	XXX.....
3. 2022.....	XXX.....	XXX.....	XXX.....	XXX.....	XXX.....	XXX.....	XXX.....	XXX.....	XXX.....	XXX.....	XXX.....
4. Totals												

SCHEDULE P - PART 2M - INTERNATIONAL

1. Prior.....												
2. 2013.....												
3. 2014.....	XXX.....											
4. 2015.....	XXX.....	XXX.....										
5. 2016.....	XXX.....	XXX.....	XXX.....									
6. 2017.....	XXX.....	XXX.....	XXX.....	XXX.....								
7. 2018.....	XXX.....	XXX.....	XXX.....	XXX.....	XXX.....							
8. 2019.....	XXX.....	XXX.....	XXX.....	XXX.....	XXX.....	XXX.....						
9. 2020.....	XXX.....	XXX.....	XXX.....	XXX.....	XXX.....	XXX.....	XXX.....					
10. 2021.....	XXX.....	XXX.....	XXX.....	XXX.....	XXX.....	XXX.....	XXX.....	XXX.....				XXX.....
11. 2022.....	XXX.....	XXX.....	XXX.....	XXX.....	XXX.....	XXX.....	XXX.....	XXX.....	XXX.....		XXX.....	XXX.....
12. Totals												

Schedule P - Part 2N - Reinsurance - Nonproportional Assumed Property

N O N E

Schedule P - Part 2O - Reinsurance - Nonproportional Assumed Liability

N O N E

Schedule P - Part 2P - Reinsurance - Nonproportional Assumed Financial Lines

N O N E

Schedule P - Part 2R - Section 1 - Products Liability - Occurrence

N O N E

Schedule P - Part 2R - Section 2 - Products Liability - Claims-Made

N O N E

Schedule P - Part 2S - Financial Guaranty/Mortgage Guaranty

N O N E

Schedule P - Part 2T - Warranty

N O N E

ANNUAL STATEMENT FOR THE YEAR 2022 OF THE PROGRESSIVE WEST INSURANCE COMPANY

SCHEDULE P - PART 3A - HOMEOWNERS/FARMOWNERS

Years in Which Losses Were Incurred	CUMULATIVE PAID NET LOSSES AND DEFENSE AND COST CONTAINMENT EXPENSES REPORTED AT YEAR END (\$000 OMITTED)										11 Number of Claims Closed With Loss Payment	12 Number of Claims Closed Without Loss Payment
	1	2	3	4	5	6	7	8	9	10		
	2013	2014	2015	2016	2017	2018	2019	2020	2021	2022		
1. Prior.....	000.....											
2. 2013.....												
3. 2014.....	XXX.....											
4. 2015.....	XXX.....	XXX.....										
5. 2016.....	XXX.....	XXX.....	XXX.....									
6. 2017.....	XXX.....	XXX.....	XXX.....	XXX.....								
7. 2018.....	XXX.....	XXX.....	XXX.....	XXX.....	XXX.....	XXX.....						
8. 2019.....	XXX.....	XXX.....	XXX.....	XXX.....	XXX.....	XXX.....	XXX.....					
9. 2020.....	XXX.....	XXX.....	XXX.....	XXX.....	XXX.....	XXX.....	XXX.....	XXX.....				
10. 2021.....	XXX.....	XXX.....	XXX.....	XXX.....	XXX.....	XXX.....	XXX.....	XXX.....	XXX.....			
11. 2022.....	XXX.....	XXX.....	XXX.....	XXX.....	XXX.....	XXX.....	XXX.....	XXX.....	XXX.....	XXX.....		

SCHEDULE P - PART 3B - PRIVATE PASSENGER AUTO LIABILITY/MEDICAL

1. Prior.....	000.....	1,932.....	3,131.....	3,393.....	3,576.....	3,614.....	3,619.....	3,610.....	3,608.....	3,605.....	1,820.....	142.....
2. 2013.....	5,788.....	9,787.....	11,154.....	11,804.....	12,010.....	12,041.....	12,075.....	12,084.....	12,083.....	12,084.....	27,486.....	15,700.....
3. 2014.....	XXX.....	5,725.....	9,458.....	11,318.....	12,008.....	12,279.....	12,355.....	12,371.....	12,378.....	12,385.....	26,501.....	15,596.....
4. 2015.....	XXX.....	XXX.....	5,650.....	10,142.....	11,688.....	12,447.....	12,832.....	12,876.....	12,883.....	12,910.....	26,850.....	15,145.....
5. 2016.....	XXX.....	XXX.....	XXX.....	4,929.....	8,588.....	10,101.....	10,808.....	11,035.....	11,086.....	11,104.....	22,810.....	12,909.....
6. 2017.....	XXX.....	XXX.....	XXX.....	XXX.....	4,651.....	8,467.....	9,874.....	10,280.....	10,442.....	10,499.....	21,620.....	13,289.....
7. 2018.....	XXX.....	XXX.....	XXX.....	XXX.....	XXX.....	5,073.....	9,399.....	10,952.....	11,734.....	12,125.....	23,076.....	14,220.....
8. 2019.....	XXX.....	XXX.....	XXX.....	XXX.....	XXX.....	XXX.....	5,909.....	10,614.....	12,883.....	13,911.....	25,026.....	15,663.....
9. 2020.....	XXX.....	XXX.....	XXX.....	XXX.....	XXX.....	XXX.....	XXX.....	4,996.....	9,420.....	11,532.....	19,667.....	13,144.....
10. 2021.....	XXX.....	XXX.....	XXX.....	XXX.....	XXX.....	XXX.....	XXX.....	XXX.....	6,205.....	13,011.....	22,876.....	17,791.....
11. 2022.....	XXX.....	XXX.....	XXX.....	XXX.....	XXX.....	XXX.....	XXX.....	XXX.....	XXX.....	7,009.....	14,938.....	13,367.....

SCHEDULE P - PART 3C - COMMERCIAL AUTO/TRUCK LIABILITY/MEDICAL

1. Prior.....	000.....											
2. 2013.....												
3. 2014.....	XXX.....											
4. 2015.....	XXX.....	XXX.....										
5. 2016.....	XXX.....	XXX.....	XXX.....									
6. 2017.....	XXX.....	XXX.....	XXX.....	XXX.....								
7. 2018.....	XXX.....	XXX.....	XXX.....	XXX.....	XXX.....							
8. 2019.....	XXX.....	XXX.....	XXX.....	XXX.....	XXX.....	XXX.....						
9. 2020.....	XXX.....	XXX.....	XXX.....	XXX.....	XXX.....	XXX.....	XXX.....					
10. 2021.....	XXX.....	XXX.....	XXX.....	XXX.....	XXX.....	XXX.....	XXX.....	XXX.....				
11. 2022.....	XXX.....	XXX.....	XXX.....	XXX.....	XXX.....	XXX.....	XXX.....	XXX.....	XXX.....			

SCHEDULE P - PART 3D - WORKERS' COMPENSATION
(EXCLUDING EXCESS WORKERS' COMPENSATION)

1. Prior.....	000.....											
2. 2013.....												
3. 2014.....	XXX.....											
4. 2015.....	XXX.....	XXX.....										
5. 2016.....	XXX.....	XXX.....	XXX.....									
6. 2017.....	XXX.....	XXX.....	XXX.....	XXX.....								
7. 2018.....	XXX.....	XXX.....	XXX.....	XXX.....	XXX.....							
8. 2019.....	XXX.....	XXX.....	XXX.....	XXX.....	XXX.....	XXX.....						
9. 2020.....	XXX.....	XXX.....	XXX.....	XXX.....	XXX.....	XXX.....	XXX.....					
10. 2021.....	XXX.....	XXX.....	XXX.....	XXX.....	XXX.....	XXX.....	XXX.....	XXX.....				
11. 2022.....	XXX.....	XXX.....	XXX.....	XXX.....	XXX.....	XXX.....	XXX.....	XXX.....	XXX.....			

SCHEDULE P - PART 3E - COMMERCIAL MULTIPLE PERIL

1. Prior.....	000.....											
2. 2013.....												
3. 2014.....	XXX.....											
4. 2015.....	XXX.....	XXX.....										
5. 2016.....	XXX.....	XXX.....	XXX.....									
6. 2017.....	XXX.....	XXX.....	XXX.....	XXX.....								
7. 2018.....	XXX.....	XXX.....	XXX.....	XXX.....	XXX.....							
8. 2019.....	XXX.....	XXX.....	XXX.....	XXX.....	XXX.....	XXX.....						
9. 2020.....	XXX.....	XXX.....	XXX.....	XXX.....	XXX.....	XXX.....	XXX.....					
10. 2021.....	XXX.....	XXX.....	XXX.....	XXX.....	XXX.....	XXX.....	XXX.....	XXX.....				
11. 2022.....	XXX.....	XXX.....	XXX.....	XXX.....	XXX.....	XXX.....	XXX.....	XXX.....	XXX.....			

Schedule P - Part 3F - Section 1 - Medical Professional Liability - Occurrence

N O N E

Schedule P - Part 3F - Section 2 - Medical Professional Liability - Claims-Made

N O N E

Schedule P - Part 3G - Special Liability

N O N E

Schedule P - Part 3H - Section 1 - Other Liability - Occurrence

N O N E

Schedule P - Part 3H - Section 2 - Other Liability - Claims-Made

N O N E

ANNUAL STATEMENT FOR THE YEAR 2022 OF THE PROGRESSIVE WEST INSURANCE COMPANY

SCHEDULE P - PART 3I - SPECIAL PROPERTY (FIRE, ALLIED LINES, INLAND MARINE, EARTHQUAKE, BURGLARY, AND THEFT)

Years in Which Losses Were Incurred	CUMULATIVE PAID NET LOSSES AND DEFENSE AND COST CONTAINMENT EXPENSES REPORTED AT YEAR END (\$000 OMITTED)										11 Number of Claims Closed With Loss Payment	12 Number of Claims Closed Without Loss Payment
	1	2	3	4	5	6	7	8	9	10		
	2013	2014	2015	2016	2017	2018	2019	2020	2021	2022		
1. Prior.....	XXX.....	XXX.....	XXX.....	XXX.....	XXX.....	XXX.....	XXX.....	000.....			XXX.....	XXX.....
2. 2021.....	XXX.....	XXX.....	XXX.....	XXX.....	XXX.....	XXX.....	XXX.....	XXX.....	1	2	XXX.....	XXX.....
3. 2022.....	XXX.....	XXX.....	XXX.....	XXX.....	XXX.....	XXX.....	XXX.....	XXX.....	XXX.....	2	XXX.....	XXX.....

SCHEDULE P - PART 3J - AUTO PHYSICAL DAMAGE

1. Prior.....	XXX.....	XXX.....	XXX.....	XXX.....	XXX.....	XXX.....	XXX.....	000.....	(79)	(143)	2,334	1,478
2. 2021.....	XXX.....	XXX.....	XXX.....	XXX.....	XXX.....	XXX.....	XXX.....	XXX.....	15,952	16,668	55,889	21,238
3. 2022.....	XXX.....	XXX.....	XXX.....	XXX.....	XXX.....	XXX.....	XXX.....	XXX.....	XXX.....	19,361	53,127	19,997

SCHEDULE P - PART 3K - FIDELITY/SURETY

1. Prior.....	XXX.....	XXX.....	XXX.....	XXX.....	XXX.....	XXX.....	XXX.....	000.....			XXX.....	XXX.....
2. 2021.....	XXX.....	XXX.....	XXX.....	XXX.....	XXX.....	XXX.....	XXX.....	XXX.....			XXX.....	XXX.....
3. 2022.....	XXX.....	XXX.....	XXX.....	XXX.....	XXX.....	XXX.....	XXX.....	XXX.....	XXX.....		XXX.....	XXX.....

NONE

SCHEDULE P - PART 3L - OTHER (INCLUDING CREDIT, ACCIDENT AND HEALTH)

1. Prior.....	XXX.....	XXX.....	XXX.....	XXX.....	XXX.....	XXX.....	XXX.....	000.....			XXX.....	XXX.....
2. 2021.....	XXX.....	XXX.....	XXX.....	XXX.....	XXX.....	XXX.....	XXX.....	XXX.....			XXX.....	XXX.....
3. 2022.....	XXX.....	XXX.....	XXX.....	XXX.....	XXX.....	XXX.....	XXX.....	XXX.....	XXX.....		XXX.....	XXX.....

NONE

SCHEDULE P - PART 3M - INTERNATIONAL

1. Prior.....	000.....										XXX.....	XXX.....
2. 2013.....											XXX.....	XXX.....
3. 2014.....	XXX.....										XXX.....	XXX.....
4. 2015.....	XXX.....	XXX.....									XXX.....	XXX.....
5. 2016.....	XXX.....	XXX.....	XXX.....								XXX.....	XXX.....
6. 2017.....	XXX.....	XXX.....	XXX.....	XXX.....							XXX.....	XXX.....
7. 2018.....	XXX.....	XXX.....	XXX.....	XXX.....	XXX.....						XXX.....	XXX.....
8. 2019.....	XXX.....	XXX.....	XXX.....	XXX.....	XXX.....	XXX.....					XXX.....	XXX.....
9. 2020.....	XXX.....	XXX.....	XXX.....	XXX.....	XXX.....	XXX.....	XXX.....				XXX.....	XXX.....
10. 2021.....	XXX.....	XXX.....	XXX.....	XXX.....	XXX.....	XXX.....	XXX.....	XXX.....			XXX.....	XXX.....
11. 2022.....	XXX.....	XXX.....	XXX.....	XXX.....	XXX.....	XXX.....	XXX.....	XXX.....	XXX.....		XXX.....	XXX.....

NONE

Schedule P - Part 3N - Reinsurance - Nonproportional Assumed Property

N O N E

Schedule P - Part 3O - Reinsurance - Nonproportional Assumed Liability

N O N E

Schedule P - Part 3P - Reinsurance - Nonproportional Assumed Financial Lines

N O N E

Schedule P - Part 3R - Section 1 - Product Liability - Occurrence

N O N E

Schedule P - Part 3R - Section 2 - Product Liability - Claims-Made

N O N E

Schedule P - Part 3S - Financial Guaranty/Mortgage Guaranty

N O N E

Schedule P - Part 3T - Warranty

N O N E

ANNUAL STATEMENT FOR THE YEAR 2022 OF THE PROGRESSIVE WEST INSURANCE COMPANY

SCHEDULE P - PART 4A - HOMEOWNERS/FARMOWNERS

Years in Which Losses Were Incurred	BULK AND IBNR RESERVES ON NET LOSSES AND DEFENSE AND COST CONTAINMENT EXPENSES REPORTED AT YEAR END (\$000 OMITTED)									
	1	2	3	4	5	6	7	8	9	10
	2013	2014	2015	2016	2017	2018	2019	2020	2021	2022
1. Prior.....										
2. 2013.....										
3. 2014.....	XXX									
4. 2015.....	XXX	XXX								
5. 2016.....	XXX	XXX	XX							
6. 2017.....	XXX	XXX	XX	XX						
7. 2018.....	XXX	XXX	XX	XXX	XXX					
8. 2019.....	XXX	XXX	XXX	XXX	XXX	XXX				
9. 2020.....	XXX	XXX	XXX	XXX	XXX	XXX	XXX			
10. 2021.....	XXX	XXX	XXX	XXX	XXX	XXX	XXX	XXX		
11. 2022	XXX	XXX	XXX	XXX	XXX	XXX	XXX	XXX	XXX	

SCHEDULE P - PART 4B - PRIVATE PASSENGER AUTO LIABILITY/MEDICAL

1. Prior.....	407	492	62							
2. 2013.....	1,436	320	100	42						
3. 2014.....	XXX	1,496	331	111	41					
4. 2015.....	XXX	XXX	1,376	342	103	52				
5. 2016.....	XXX	XXX	XXX	1,347	306	93	44			
6. 2017.....	XXX	XXX	XXX	XXX	1,407	329	109	75		
7. 2018.....	XXX	XXX	XXX	XXX	XXX	1,574	406	144	90	
8. 2019.....	XXX	XXX	XXX	XXX	XXX	XXX	1,869	472	165	95
9. 2020.....	XXX	XXX	XXX	XXX	XXX	XXX	XXX	2,159	552	185
10. 2021.....	XXX	XXX	XXX	XXX	XXX	XXX	XXX	XXX	2,471	628
11. 2022	XXX	XXX	XXX	XXX	XXX	XXX	XXX	XXX	XXX	3,103

SCHEDULE P - PART 4C - COMMERCIAL AUTO/TRUCK LIABILITY/MEDICAL

1. Prior.....										
2. 2013.....										
3. 2014.....	XXX									
4. 2015.....	XXX	XXX								
5. 2016.....	XXX	XXX	XXX							
6. 2017.....	XXX	XXX	XX	XX						
7. 2018.....	XXX	XXX	XX	XX	XX					
8. 2019.....	XXX	XXX	XX	XX	XX	XX				
9. 2020.....	XXX	XXX	XX	XXX	XXX	XX	XXX			
10. 2021.....	XXX	XXX	XXX	XXX	XXX	XXX	XXX	XXX		
11. 2022	XXX	XXX	XXX	XXX	XXX	XXX	XXX	XXX	XXX	

SCHEDULE P - PART 4D - WORKERS' COMPENSATION
(EXCLUDING EXCESS WORKERS' COMPENSATION)

1. Prior.....										
2. 2013.....										
3. 2014.....	XXX									
4. 2015.....	XXX	XXX								
5. 2016.....	XXX	XXX	XXX							
6. 2017.....	XXX	XXX	XX	XX						
7. 2018.....	XXX	XXX	XX	XX	XX					
8. 2019.....	XXX	XXX	XX	XX	XX	XX				
9. 2020.....	XXX	XXX	XX	XXX	XXX	XX	XXX			
10. 2021.....	XXX	XXX	XXX	XXX	XXX	XXX	XXX	XXX		
11. 2022	XXX	XXX	XXX	XXX	XXX	XXX	XXX	XXX	XXX	

SCHEDULE P - PART 4E - COMMERCIAL MULTIPLE PERIL

1. Prior.....										
2. 2013.....										
3. 2014.....	XXX									
4. 2015.....	XXX	XXX								
5. 2016.....	XXX	XXX	XXX							
6. 2017.....	XXX	XXX	XX	XX						
7. 2018.....	XXX	XXX	XX	XX	XX					
8. 2019.....	XXX	XXX	XX	XX	XX	XX				
9. 2020.....	XXX	XXX	XX	XXX	XXX	XX	XXX			
10. 2021.....	XXX	XXX	XXX	XXX	XXX	XXX	XXX	XXX		
11. 2022	XXX	XXX	XXX	XXX	XXX	XXX	XXX	XXX	XXX	

ANNUAL STATEMENT FOR THE YEAR 2022 OF THE PROGRESSIVE WEST INSURANCE COMPANY

SCHEDULE P - PART 4F - SECTION 1 - MEDICAL PROFESSIONAL LIABILITY - OCCURRENCE

Years in Which Losses Were Incurred	BULK AND IBNR RESERVES ON NET LOSSES AND DEFENSE AND COST CONTAINMENT EXPENSES REPORTED AT YEAR END (\$000 OMITTED)									
	1	2	3	4	5	6	7	8	9	10
	2013	2014	2015	2016	2017	2018	2019	2020	2021	2022
1. Prior.....										
2. 2013.....										
3. 2014.....	XXX									
4. 2015.....	XXX	XXX								
5. 2016.....	XXX	XXX	XX							
6. 2017.....	XXX	XXX	XX	XX						
7. 2018.....	XXX	XXX	XX	XXX	XX					
8. 2019.....	XXX	XXX	XXX	XXX	XXX	XXX				
9. 2020.....	XXX	XXX	XXX	XXX	XXX	XXX	XXX			
10. 2021.....	XXX	XXX	XXX	XXX	XXX	XXX	XXX	XXX		
11. 2022	XXX	XXX	XXX	XXX	XXX	XXX	XXX	XXX	XXX	

SCHEDULE P - PART 4F - SECTION 2 - MEDICAL PROFESSIONAL LIABILITY - CLAIMS-MADE

1. Prior.....										
2. 2013.....										
3. 2014.....	XXX									
4. 2015.....	XXX	XXX								
5. 2016.....	XXX	XXX	XXX							
6. 2017.....	XXX	XXX	XX	XX						
7. 2018.....	XXX	XXX	XX	XX	XX					
8. 2019.....	XXX	XXX	XX	XX	XX	XX				
9. 2020.....	XXX	XXX	XX	XXX	XX	XX	XXX			
10. 2021.....	XXX	XXX	XXX	XXX	XXX	XXX	XXX	XXX		
11. 2022	XXX	XXX	XXX	XXX	XXX	XXX	XXX	XXX	XXX	

SCHEDULE P - PART 4G - SPECIAL LIABILITY (OCEAN MARINE, AIRCRAFT (ALL PERILS), BOILER AND MACHINERY)

1. Prior.....										
2. 2013.....										
3. 2014.....	XXX									
4. 2015.....	XXX	XXX								
5. 2016.....	XXX	XXX	XXX							
6. 2017.....	XXX	XXX	XX	XX						
7. 2018.....	XXX	XXX	XX	XX	XX					
8. 2019.....	XXX	XXX	XX	XX	XX	XX				
9. 2020.....	XXX	XXX	XX	XXX	XX	XX	XXX			
10. 2021.....	XXX	XXX	XXX	XXX	XXX	XXX	XXX	XXX		
11. 2022	XXX	XXX	XXX	XXX	XXX	XXX	XXX	XXX	XXX	

SCHEDULE P - PART 4H - SECTION 1 - OTHER LIABILITY - OCCURRENCE

1. Prior.....										
2. 2013.....										
3. 2014.....	XXX									
4. 2015.....	XXX	XXX								
5. 2016.....	XXX	XXX	XXX							
6. 2017.....	XXX	XXX	XXX	XXX						
7. 2018.....	XXX	XXX	XXX	XXX	XXX					
8. 2019.....	XXX	XXX	XXX	XXX	XXX	XXX				
9. 2020.....	XXX	XXX	XXX	XXX	XXX	XXX	XXX			
10. 2021.....	XXX	XXX	XXX	XXX	XXX	XXX	XXX	XXX		
11. 2022	XXX	XXX	XXX	XXX	XXX	XXX	XXX	XXX	XXX	

SCHEDULE P - PART 4H - SECTION 2 - OTHER LIABILITY - CLAIMS-MADE

1. Prior.....										
2. 2013.....										
3. 2014.....	XXX									
4. 2015.....	XXX	XXX								
5. 2016.....	XXX	XXX	XXX							
6. 2017.....	XXX	XXX	XX	XX						
7. 2018.....	XXX	XXX	XX	XX	XX					
8. 2019.....	XXX	XXX	XX	XX	XX	XX				
9. 2020.....	XXX	XXX	XX	XXX	XX	XX	XXX			
10. 2021.....	XXX	XXX	XXX	XXX	XXX	XXX	XXX	XXX		
11. 2022	XXX	XXX	XXX	XXX	XXX	XXX	XXX	XXX	XXX	

ANNUAL STATEMENT FOR THE YEAR 2022 OF THE PROGRESSIVE WEST INSURANCE COMPANY

SCHEDULE P - PART 4I - SPECIAL PROPERTY (FIRE, ALLIED LINES, INLAND MARINE, EARTHQUAKE, BURGLARY, AND THEFT)

Years in Which Losses Were Incurred	BULK AND IBNR RESERVES ON NET LOSSES AND DEFENSE AND COST CONTAINMENT EXPENSES REPORTED AT YEAR END (\$000 OMITTED)									
	1	2	3	4	5	6	7	8	9	10
	2013	2014	2015	2016	2017	2018	2019	2020	2021	2022
1. Prior.....	...XXX.....	...XXX.....	...XXX.....	...XXX.....	...XXX.....	...XXX.....	...XXX.....			
2. 2021.....	...XXX.....	...XXX.....	...XXX.....	...XXX.....	...XXX.....	...XXX.....	...XXX.....	...XXX.....		
3. 2022.....	XXX	XXX	XXX	XXX	XXX	XXX	XXX	XXX	XXX	

SCHEDULE P - PART 4J - AUTO PHYSICAL DAMAGE

1. Prior.....	...XXX.....	...XXX.....	...XXX.....	...XXX.....	...XXX.....	...XXX.....	...XXX..... (1,028) (173) (85)
2. 2021.....	...XXX.....	...XXX.....	...XXX.....	...XXX.....	...XXX.....	...XXX.....	...XXX.....	...XXX..... (1,113) (120)
3. 2022.....	XXX	XXX	XXX	XXX	XXX	XXX	XXX	XXX	XXX	(1,199)

SCHEDULE P - PART 4K - FIDELITY/SURETY

1. Prior.....	...XXX.....	...XXX.....	...XXX.....	...XXX.....	...XXX.....	...XXX.....	...XXX.....			
2. 2021.....	...XXX.....	...XXX.....	...XXX.....	...XXX.....	...XXX.....	...XXX.....	...XXX.....	...XXX.....		
3. 2022.....	XXX	XXX	XXX	XXX	XXX	XXX	XXX	XXX	XXX	

NONE

SCHEDULE P - PART 4L - OTHER (INCLUDING CREDIT, ACCIDENT AND HEALTH)

1. Prior.....	...XXX.....	...XXX.....	...XXX.....	...XXX.....	...XXX.....	...XXX.....	...XXX.....			
2. 2021.....	...XXX.....	...XXX.....	...XXX.....	...XXX.....	...XXX.....	...XXX.....	...XXX.....	...XXX.....		
3. 2022.....	XXX	XXX	XXX	XXX	XXX	XXX	XXX	XXX	XXX	

NONE

SCHEDULE P - PART 4M - INTERNATIONAL

1. Prior.....										
2. 2013.....										
3. 2014.....	...XXX.....									
4. 2015.....	...XXX.....	...XXX.....								
5. 2016.....	...XXX.....	...XXX.....	...XXX.....							
6. 2017.....	...XXX.....	...XXX.....	...XXX.....	...XXX.....						
7. 2018.....	...XXX.....	...XXX.....	...XXX.....	...XXX.....	...XXX.....					
8. 2019.....	...XXX.....	...XXX.....	...XXX.....	...XXX.....	...XXX.....	...XXX.....				
9. 2020.....	...XXX.....	...XXX.....	...XXX.....	...XXX.....	...XXX.....	...XXX.....	...XXX.....			
10. 2021.....	...XXX.....	...XXX.....	...XXX.....	...XXX.....	...XXX.....	...XXX.....	...XXX.....	...XXX.....		
11. 2022.....	XXX	XXX	XXX	XXX	XXX	XXX	XXX	XXX	XXX	

NONE

Schedule P - Part 4N - Reinsurance - Nonproportional Assumed Property

N O N E

Schedule P - Part 4O - Reinsurance - Nonproportional Assumed Liability

N O N E

Schedule P - Part 4P - Reinsurance - Nonproportional Assumed Financial Lines

N O N E

Schedule P - Part 4R - Section 1 - Products Liability - Occurrence

N O N E

Schedule P - Part 4R - Section 2 - Products Liability - Claims-Made

N O N E

Schedule P - Part 4S - Financial Guaranty/Mortgage Guaranty

N O N E

Schedule P - Part 4T - Warranty

N O N E

Schedule P - Part 5A - Homeowners/Farmowners - Section 1

N O N E

Schedule P - Part 5A - Homeowners/Farmowners - Section 2

N O N E

Schedule P - Part 5A - Homeowners/Farmowners - Section 3

N O N E

ANNUAL STATEMENT FOR THE YEAR 2022 OF THE PROGRESSIVE WEST INSURANCE COMPANY

SCHEDULE P - PART 5B - PRIVATE PASSENGER AUTO LIABILITY/MEDICAL

SECTION 1

Years in Which Premiums Were Earned and Losses Were Incurred	CUMULATIVE NUMBER OF CLAIMS CLOSED WITH LOSS PAYMENT DIRECT AND ASSUMED AT YEAR END									
	1	2	3	4	5	6	7	8	9	10
	2013	2014	2015	2016	2017	2018	2019	2020	2021	2022
1. Prior.....	7,237	1,376	297	92	30	18	6		1	
2. 2013.....	19,356	26,013	27,101	27,386	27,466	27,478	27,481	27,484	27,485	27,486
3. 2014.....	XXX	18,620	24,730	26,081	26,381	26,464	26,488	26,497	26,499	26,501
4. 2015.....	XXX	XXX	18,206	25,084	26,408	26,737	26,822	26,843	26,844	26,850
5. 2016.....	XXX	XXX	XXX	15,629	21,283	22,447	22,731	22,796	22,805	22,810
6. 2017.....	XXX	XXX	XXX	XXX	14,691	20,189	21,304	21,554	21,608	21,620
7. 2018.....	XXX	XXX	XXX	XXX	XXX	15,286	21,360	22,623	22,975	23,076
8. 2019.....	XXX	XXX	XXX	XXX	XXX	XXX	16,444	23,035	24,574	25,026
9. 2020.....	XXX	XXX	XXX	XXX	XXX	XXX	XXX	13,027	18,346	19,667
10. 2021.....	XXX	XXX	XXX	XXX	XXX	XXX	XXX	XXX	14,413	22,876
11. 2022.....	XXX	XXX	XXX	XXX	XXX	XXX	XXX	XXX	XXX	14,938

SECTION 2

Years in Which Premiums Were Earned and Losses Were Incurred	NUMBER OF CLAIMS OUTSTANDING DIRECT AND ASSUMED AT YEAR END									
	1	2	3	4	5	6	7	8	9	10
	2013	2014	2015	2016	2017	2018	2019	2020	2021	2022
1. Prior.....	1,687	459	163	52	28	11	2	2	1	
2. 2013.....	7,286	1,414	413	114	30	17	12	4	3	2
3. 2014.....	XXX	7,373	1,668	429	121	39	13	3	3	1
4. 2015.....	XXX	XXX	8,005	1,590	453	114	42	18	16	7
5. 2016.....	XXX	XXX	XXX	6,664	1,432	377	99	31	19	11
6. 2017.....	XXX	XXX	XXX	XXX	6,413	1,371	343	91	25	12
7. 2018.....	XXX	XXX	XXX	XXX	XXX	7,350	1,690	507	164	66
8. 2019.....	XXX	XXX	XXX	XXX	XXX	XXX	8,390	2,062	697	245
9. 2020.....	XXX	XXX	XXX	XXX	XXX	XXX	XXX	6,977	1,804	586
10. 2021.....	XXX	XXX	XXX	XXX	XXX	XXX	XXX	XXX	10,965	2,760
11. 2022.....	XXX	XXX	XXX	XXX	XXX	XXX	XXX	XXX	XXX	10,666

SECTION 3

Years in Which Premiums Were Earned and Losses Were Incurred	CUMULATIVE NUMBER OF CLAIMS REPORTED DIRECT AND ASSUMED AT YEAR END									
	1	2	3	4	5	6	7	8	9	10
	2013	2014	2015	2016	2017	2018	2019	2020	2021	2022
1. Prior.....	2,244	198	66	3	5	1	1		1	
2. 2013.....	40,733	42,991	43,143	43,176	43,184	43,185	43,187	43,188	43,188	43,188
3. 2014.....	XXX	40,091	41,873	42,053	42,083	42,095	42,097	42,098	42,098	42,098
4. 2015.....	XXX	XXX	39,649	41,791	41,963	41,990	42,001	42,001	42,002	42,002
5. 2016.....	XXX	XXX	XXX	33,850	35,535	35,683	35,725	35,728	35,730	35,730
6. 2017.....	XXX	XXX	XXX	XXX	32,733	34,695	34,892	34,914	34,921	34,921
7. 2018.....	XXX	XXX	XXX	XXX	XXX	34,989	37,160	37,317	37,351	37,362
8. 2019.....	XXX	XXX	XXX	XXX	XXX	XXX	38,459	40,608	40,870	40,934
9. 2020.....	XXX	XXX	XXX	XXX	XXX	XXX	XXX	31,108	33,166	33,397
10. 2021.....	XXX	XXX	XXX	XXX	XXX	XXX	XXX	XXX	40,002	43,427
11. 2022.....	XXX	XXX	XXX	XXX	XXX	XXX	XXX	XXX	XXX	38,971

Schedule P - Part 5C - Commercial Auto/Truck Liability/Medical - Section 1

N O N E

Schedule P - Part 5C - Commercial Auto/Truck Liability/Medical - Section 2

N O N E

Schedule P - Part 5C - Commercial Auto/Truck Liability/Medical - Section 3

N O N E

Schedule P-Part 5D-Workers' Compensation (Excluding Excess Workers' Compensation)-Section 1

N O N E

Schedule P-Part 5D-Workers' Compensation (Excluding Excess Workers' Compensation)-Section 2

N O N E

Schedule P-Part 5D-Workers' Compensation (Excluding Excess Workers' Compensation)-Section 3

N O N E

Schedule P - Part 5E - Commercial Multiple Peril - Section 1

N O N E

Schedule P - Part 5E - Commercial Multiple Peril - Section 2

N O N E

Schedule P - Part 5E - Commercial Multiple Peril - Section 3

N O N E

Schedule P - Part 5F - Medical Professional Liability - Occurrence - Section 1A

N O N E

Schedule P - Part 5F - Medical Professional Liability - Occurrence - Section 2A

N O N E

Schedule P - Part 5F - Medical Professional Liability - Occurrence - Section 3A

N O N E

Schedule P - Part 5F - Medical Professional Liability - Claims-Made - Section 1B

N O N E

Schedule P - Part 5F - Medical Professional Liability - Claims-Made - Section 2B

N O N E

Schedule P - Part 5F - Medical Professional Liability - Claims-Made - Section 3B

N O N E

Schedule P - Part 5H - Other Liability - Occurrence - Section 1A

N O N E

Schedule P - Part 5H - Other Liability - Occurrence - Section 2A

N O N E

Schedule P - Part 5H - Other Liability - Occurrence - Section 3A

N O N E

Schedule P - Part 5H - Other Liability - Claims-Made - Section 1B

N O N E

Schedule P - Part 5H - Other Liability - Claims-Made - Section 2B

N O N E

Schedule P - Part 5H - Other Liability - Claims-Made - Section 3B

N O N E

Schedule P - Part 5R - Products Liability - Occurrence - Section 1A

N O N E

Schedule P - Part 5R - Products Liability - Occurrence - Section 2A

N O N E

Schedule P - Part 5R - Products Liability - Occurrence - Section 3A

N O N E

Schedule P - Part 5R - Products Liability - Claims-Made - Section 1B

N O N E

Schedule P - Part 5R - Products Liability - Claims-Made - Section 2B

N O N E

Schedule P - Part 5R - Products Liability - Claims-Made - Section 3B

N O N E

Schedule P - Part 5T - Warranty - Section 1

N O N E

Schedule P - Part 5T - Warranty - Section 2
N O N E

Schedule P - Part 5T - Warranty - Section 3
N O N E

Schedule P - Part 6C - Commercial Auto/Truck Liability/Medical - Section 1
N O N E

Schedule P - Part 6C - Commercial Auto/Truck Liability/Medical - Section 2
N O N E

Schedule P-Part 6D-Workers' Compensation (Excluding Excess Workers' Compensation)-Section 1
N O N E

Schedule P-Part 6D-Workers' Compensation (Excluding Excess Workers' Compensation)-Section 2
N O N E

ANNUAL STATEMENT FOR THE YEAR 2022 OF THE PROGRESSIVE WEST INSURANCE COMPANY

SCHEDULE P - PART 6E - COMMERCIAL MULTIPLE PERIL

SECTION 1

Years in Which Premiums Were Earned and Losses Were Incurred	CUMULATIVE PREMIUMS EARNED DIRECT AND ASSUMED AT YEAR END (\$000 OMITTED)										11 Current Year Premiums Earned
	1	2	3	4	5	6	7	8	9	10	
	2013	2014	2015	2016	2017	2018	2019	2020	2021	2022	
1. Prior.....											
2. 2013.....											
3. 2014.....	XXX										
4. 2015.....	XXX	XXX									
5. 2016.....	XXX	XXX									
6. 2017.....	XXX	XXX									
7. 2018.....	XXX	XXX									
8. 2019.....	XXX	XXX									
9. 2020.....	XXX	XXX									
10. 2021.....	XXX	XXX	XXX	XXX	XXX	XXX	XXX	XXX			
11. 2022.....	XXX	XXX	XXX	XXX	XXX	XXX	XXX	XXX	XXX		
12. Totals.....	XXX	XXX	XXX	XXX	XXX	XXX	XXX	XXX	XXX	XXX	
13. Earned Premiums (Sch P-Pt. 1)											XXX

SECTION 2

Years in Which Premiums Were Earned and Losses Were Incurred	CUMULATIVE PREMIUMS EARNED CEDED AT YEAR END (\$000 OMITTED)										11 Current Year Premiums Earned
	1	2	3	4	5	6	7	8	9	10	
	2013	2014	2015	2016	2017	2018	2019	2020	2021	2022	
1. Prior.....											
2. 2013.....											
3. 2014.....	XXX										
4. 2015.....	XXX	XXX									
5. 2016.....	XXX	XXX									
6. 2017.....	XXX	XXX									
7. 2018.....	XXX	XXX									
8. 2019.....	XXX	XXX									
9. 2020.....	XXX	XXX									
10. 2021.....	XXX	XXX	XXX	XXX	XXX	XXX	XXX	XXX			
11. 2022.....	XXX	XXX	XXX	XXX	XXX	XXX	XXX	XXX	XXX		
12. Totals.....	XXX	XXX	XXX	XXX	XXX	XXX	XXX	XXX	XXX	XXX	
13. Earned Premiums (Sch P-Pt. 1)											XXX

SCHEDULE P - PART 6H - OTHER LIABILITY - OCCURRENCE

SECTION 1A

Years in Which Premiums Were Earned and Losses Were Incurred	CUMULATIVE PREMIUMS EARNED DIRECT AND ASSUMED AT YEAR END (\$000 OMITTED)										11 Current Year Premiums Earned
	1	2	3	4	5	6	7	8	9	10	
	2013	2014	2015	2016	2017	2018	2019	2020	2021	2022	
1. Prior.....											
2. 2013.....	6	6	6	6	6	6	6	6	6	6	
3. 2014.....	XXX	6	6	6	6	6	6	6	6	6	
4. 2015.....	XXX	XXX	7	7	7	7	7	7	7	7	
5. 2016.....	XXX	XXX	XXX	6	6	6	6	6	6	6	
6. 2017.....	XXX	XXX	XXX	XXX	8	8	8	8	8	8	
7. 2018.....	XXX	XXX	XXX	XXX	XXX	12	12	12	12	12	
8. 2019.....	XXX	XXX	XXX	XXX	XXX	XXX	13	13	13	13	
9. 2020.....	XXX	XXX	XXX	XXX	XXX	XXX	XXX	22	22	22	
10. 2021.....	XXX	XXX	XXX	XXX	XXX	XXX	XXX	XXX	26	26	
11. 2022.....	XXX	XXX	XXX	XXX	XXX	XXX	XXX	XXX	XXX	29	29
12. Totals.....	XXX	XXX	XXX	XXX	XXX	XXX	XXX	XXX	XXX	XXX	29
13. Earned Premiums (Sch P-Pt. 1)	6	6	7	6	8	12	13	22	26	29	XXX

SECTION 2A

Years in Which Premiums Were Earned and Losses Were Incurred	CUMULATIVE PREMIUMS EARNED CEDED AT YEAR END (\$000 OMITTED)										11 Current Year Premiums Earned
	1	2	3	4	5	6	7	8	9	10	
	2013	2014	2015	2016	2017	2018	2019	2020	2021	2022	
1. Prior.....											
2. 2013.....	6	6	6	6	6	6	6	6	6	6	
3. 2014.....	XXX	6	6	6	6	6	6	6	6	6	
4. 2015.....	XXX	XXX	6	6	6	6	6	6	6	6	
5. 2016.....	XXX	XXX	XXX	6	6	6	6	6	6	6	
6. 2017.....	XXX	XXX	XXX	XXX	7	7	7	7	7	7	
7. 2018.....	XXX	XXX	XXX	XXX	XXX	11	11	11	11	11	
8. 2019.....	XXX	XXX	XXX	XXX	XXX	XXX	12	12	12	12	
9. 2020.....	XXX	XXX	XXX	XXX	XXX	XXX	XXX	20	20	20	
10. 2021.....	XXX	XXX	XXX	XXX	XXX	XXX	XXX	XXX	23	23	
11. 2022.....	XXX	XXX	XXX	XXX	XXX	XXX	XXX	XXX	XXX	26	26
12. Totals.....	XXX	XXX	XXX	XXX	XXX	XXX	XXX	XXX	XXX	XXX	26
13. Earned Premiums (Sch P-Pt. 1)	6	6	6	6	7	11	12	20	23	26	XXX

Schedule P - Part 6H - Other Liability - Claims-Made - Section 1B

N O N E

Schedule P - Part 6H - Other Liability - Claims-Made - Section 2B

N O N E

Schedule P - Part 6M - International - Section 1

N O N E

Schedule P - Part 6M - International - Section 2

N O N E

Schedule P - Part 6N- Reinsurance A - Nonproportional Assumed Property - Section 1

N O N E

Schedule P - Part 6N- Reinsurance A - Nonproportional Assumed Property - Section 2

N O N E

Schedule P - Part 6O - Reinsurance B - Nonproportional Liability - Section 1

N O N E

Schedule P - Part 6O - Reinsurance B - Nonproportional Assumed Liability - Section 2

N O N E

Schedule P - Part 6R - Products Liability - Occurrence - Section 1A

N O N E

Schedule P - Part 6R - Products Liability - Occurrence - Section 2A

N O N E

Schedule P - Part 6R - Products Liability - Claims-Made - Section 1B

N O N E

Schedule P - Part 6R - Products Liability - Claims-Made - Section 2B

N O N E

Schedule P - Part 7A - Section 1 - Primary Loss Sensitive Contracts

N O N E

Schedule P - Part 7A - Section 2 - Primary Loss Sensitive Contracts

N O N E

Schedule P - Part 7A - Section 3 - Primary Loss Sensitive Contracts

N O N E

Schedule P - Part 7A - Section 4 - Primary Loss Sensitive Contracts

N O N E

Schedule P - Part 7A - Section 5 - Primary Loss Sensitive Contracts

N O N E

Schedule P - Part 7B - Section 1 - Reinsurance Loss Sensitive Contracts

N O N E

Schedule P - Part 7B - Section 2 - Reinsurance Loss Sensitive Contracts

N O N E

Schedule P - Part 7B - Section 3 - Reinsurance Loss Sensitive Contracts

N O N E

Schedule P - Part 7B - Section 4 - Reinsurance Loss Sensitive Contracts

N O N E

Schedule P - Part 7B - Section 5 - Reinsurance Loss Sensitive Contracts

N O N E

Schedule P - Part 7B - Section 6 - Reinsurance Loss Sensitive Contracts

N O N E

Schedule P - Part 7B - Section 7 - Reinsurance Loss Sensitive Contracts

N O N E

ANNUAL STATEMENT FOR THE YEAR 2022 OF THE PROGRESSIVE WEST INSURANCE COMPANY

SCHEDULE P INTERROGATORIES

1. The following questions relate to yet-to-be-issued Extended Reporting Endorsements (EREs) arising from Death, Disability, or Retirement (DDR) provisions in Medical Professional Liability Claims Made insurance policies. EREs provided for reasons other than DDR are not to be included.
- 1.1 Does the company issue Medical Professional Liability Claims Made insurance policies that provide tail (also known as an extended reporting endorsement, or “ERE”) benefits in the event of Death, Disability, or Retirement (DDR) at a reduced charge or at no additional cost? Yes [] No [X]
If the answer to question 1.1 is “no”, leave the following questions blank. If the answer to question 1.1 is “yes”, please answer the following questions:
- 1.2 What is the total amount of the reserve for that provision (DDR Reserve), as reported, explicitly or not, elsewhere in this statement (in dollars)?\$
- 1.3 Does the company report any DDR reserve as Unearned Premium Reserve per SSAP #65? Yes [] No [X]
- 1.4 Does the company report any DDR reserve as loss or loss adjustment expense reserve? Yes [] No [X]
- 1.5 If the company reports DDR reserve as Unearned Premium Reserve, does that amount match the figure on the Underwriting and Investment Exhibit, Part 1A - Recapitulation of all Premiums (Page 7) Column 2, Lines 11.1 plus 11.2? Yes [] No [] N/A [X]
- 1.6 If the company reports DDR reserve as loss or loss adjustment expense reserve, please complete the following table corresponding to where these reserves are reported in Schedule P:

Years in Which Premiums Were Earned and Losses Were Incurred		DDR Reserve Included in Schedule P, Part 1F, Medical Professional Liability Column 24: Total Net Losses and Expenses Unpaid	
		1 Section 1: Occurrence	2 Section 2: Claims-Made
1.601	Prior
1.602	2013
1.603	2014
1.604	2015
1.605	2016
1.606	2017
1.607	2018
1.608	2019.....
1.609	2020.....
1.610	2021.....
1.611	2022.....
1.612	Totals		

2. The definition of allocated loss adjustment expenses (ALAE) and, therefore, unallocated loss adjustment expenses (ULAE) was changed effective January 1, 1998. This change in definition applies to both paid and unpaid expenses. Are these expenses (now reported as “ Defense and Cost Containment” and “Adjusting and Other”) reported in compliance with these definitions in this statement? Yes [X] No []
3. The Adjusting and Other expense payments and reserves should be allocated to the years in which the losses were incurred based on the number of claims reported, closed and outstanding in those years. When allocating Adjusting and Other expense between companies in a group or a pool, the Adjusting and Other expense should be allocated in the same percentage used for the loss amounts and the claim counts. For reinsurers, Adjusting and Other expense assumed should be reported according to the reinsurance contract. For Adjusting and Other expense incurred by reinsurers, or in those situations where suitable claim count information is not available, Adjusting and Other expense should be allocated by a reasonable method determined by the company and described in Interrogatory 7, below. Are they so reported in this Statement? Yes [X] No []
4. Do any lines in Schedule P include reserves that are reported gross of any discount to present value of future payments, and that are reported net of such discounts on Page 10? Yes [] No [X]

If yes, proper disclosure must be made in the Notes to Financial Statements, as specified in the Instructions. Also, the discounts must be reported in Schedule P - Part 1, Columns 32 and 33. Schedule P must be completed gross of non-tabular discounting. Work papers relating to discount calculations must be available for examination upon request.
Discounting is allowed only if expressly permitted by the state insurance department to which this Annual Statement is being filed.
5. What were the net premiums in force at the end of the year for:
(in thousands of dollars)

5.1 Fidelity
5.2 Surety
6. Claim count information is reported per claim or per claimant (Indicate which)per claimant.....
If not the same in all years, explain in Interrogatory 7.
- 7.1 The information provided in Schedule P will be used by many persons to estimate the adequacy of the current loss and expense reserves, among other things. Are there any especially significant events, coverage, retention or accounting changes that have occurred that must be considered when making such analyses? Yes [] No [X]
- 7.2 (An extended statement may be attached.)
.....

Schedule T - Part 2 - Interstate Compact
N O N E

ANNUAL STATEMENT FOR THE YEAR 2022 OF THE PROGRESSIVE WEST INSURANCE COMPANY

SCHEDULE Y

PART 1A - DETAIL OF INSURANCE HOLDING COMPANY SYSTEM

1	2	3	4	5	6	7	8	9	10	11	12	13	14	15	16
Group Code	Group Name	NAIC Company Code	ID Number	Federal RSSD	CIK	Name of Securities Exchange if Publicly Traded (U.S. or International)	Names of Parent, Subsidiaries Or Affiliates	Domi-ciliary Location	Relation-ship to Reporting Entity	Directly Controlled by (Name of Entity/Person)	Type of Control (Ownership, Board, Management, Attorney-in-Fact, Influence, Other)	If Control is Owner-ship Provide Percen-tage	Ultimate Controlling Entity(ies)/Person(s)	Is an SCA Filing Re-quired? (Yes/No)	*
		00000	34-0963169		0000080661	NYSE	The Progressive Corporation	..OH.....	UDP.....	Board, Management	Board		The Progressive Corporation	...NO.....	138
.0155	Progressive Insurance Group	27804	95-2676519				Progressive West Insurance Company	..OH.....	RE.....	The Progressive Corporation	Ownership.....	100.000	The Progressive Corporation	...NO.....	138
		00000	83-0371533				Progressive Agency Holdings, Inc.	..DE.....	NIA.....	The Progressive Corporation	Ownership.....	100.000	The Progressive Corporation	...NO.....	137
.0155	Progressive Insurance Group	11410	68-0004572				Drive New Jersey Insurance Company	..NJ.....	IA.....	Progressive Agency Holdings, Inc.	Ownership.....	100.000	The Progressive Corporation	...NO.....	137
.0155	Progressive Insurance Group	12879	20-4093467				Progressive Commercial Casualty Company	..OH.....	IA.....	Progressive Agency Holdings, Inc.	Ownership.....	100.000	The Progressive Corporation	...NO.....	137
.0155	Progressive Insurance Group	24252	34-1094197				Progressive American Insurance Company	..OH.....	IA.....	Progressive Agency Holdings, Inc.	Ownership.....	100.000	The Progressive Corporation	...NO.....	137
.0155	Progressive Insurance Group	17350	31-1193845				Progressive Bayside Insurance Company	..OH.....	IA.....	Progressive Agency Holdings, Inc.	Ownership.....	100.000	The Progressive Corporation	...NO.....	137
.0155	Progressive Insurance Group	24260	34-6513736				Progressive Casualty Insurance Company	..OH.....	IA.....	Progressive Agency Holdings, Inc.	Ownership.....	100.000	The Progressive Corporation	...NO.....	137
		00000	34-1576555				PC Investment Company	..DE.....	NIA.....	Progressive Casualty Insurance Company	Ownership.....	100.000	The Progressive Corporation	...YES.....	13
.0155	Progressive Insurance Group	29203	74-1082840				Progressive County Mutual Insurance Company	..TX.....	IA.....	Progressive Casualty Insurance Company	Management.....		The Progressive Corporation	...NO.....	123
.0155	Progressive Insurance Group	42412	34-1374634				Progressive Gulf Insurance Company	..OH.....	IA.....	Progressive Casualty Insurance Company	Ownership.....	100.000	The Progressive Corporation	...YES.....	13
.0155	Progressive Insurance Group	32786	34-1172685				Progressive Specialty Insurance Company	..OH.....	IA.....	Progressive Casualty Insurance Company	Ownership.....	100.000	The Progressive Corporation	...YES.....	13
		00000					Trussville/Cahaba, AL, LLC	..OH.....	NIA.....	Progressive Specialty Insurance Company	Ownership.....	100.000	The Progressive Corporation	...NO.....	13
.0155	Progressive Insurance Group	42994	39-1453002				Progressive Classic Insurance Company	..WI.....	IA.....	Progressive Agency Holdings, Inc.	Ownership.....	100.000	The Progressive Corporation	...NO.....	137
.0155	Progressive Insurance Group	10067	99-0311930				Progressive Hawaii Insurance Corp.	..OH.....	IA.....	Progressive Agency Holdings, Inc.	Ownership.....	100.000	The Progressive Corporation	...NO.....	137
.0155	Progressive Insurance Group	10187	34-1787734				Progressive Michigan Insurance Company	..MI.....	IA.....	Progressive Agency Holdings, Inc.	Ownership.....	100.000	The Progressive Corporation	...NO.....	137
.0155	Progressive Insurance Group	35190	93-0935623				Progressive Mountain Insurance Company	..OH.....	IA.....	Progressive Agency Holdings, Inc.	Ownership.....	100.000	The Progressive Corporation	...NO.....	137
.0155	Progressive Insurance Group	38628	34-1318335				Progressive Northern Insurance Company	..WI.....	IA.....	Progressive Agency Holdings, Inc.	Ownership.....	100.000	The Progressive Corporation	...NO.....	137
.0155	Progressive Insurance Group	42919	91-1187829				Progressive Northwestern Insurance Company	..OH.....	IA.....	Progressive Agency Holdings, Inc.	Ownership.....	100.000	The Progressive Corporation	...NO.....	137
.0155	Progressive Insurance Group	37834	34-1287020				Progressive Preferred Insurance Company	..OH.....	IA.....	Progressive Agency Holdings, Inc.	Ownership.....	100.000	The Progressive Corporation	...NO.....	137
.0155	Progressive Insurance Group	10050	72-1269745				Progressive Security Insurance Company	..LA.....	IA.....	Progressive Agency Holdings, Inc.	Ownership.....	100.000	The Progressive Corporation	...NO.....	137
.0155	Progressive Insurance Group	38784	59-1951700				Progressive Southeastern Insurance Company	..IN.....	IA.....	Progressive Agency Holdings, Inc.	Ownership.....	100.000	The Progressive Corporation	...NO.....	137
.0155	Progressive Insurance Group	12302	20-3187886				Progressive Freedom Insurance Company	..OH.....	IA.....	Progressive Agency Holdings, Inc.	Ownership.....	100.000	The Progressive Corporation	...NO.....	137
							Progressive Commercial Advantage Agency, Inc.								
		00000	27-2393886					..OH.....	NIA.....	Progressive Agency Holdings, Inc.	Ownership.....	100.000	The Progressive Corporation	...NO.....	137
		00000	20-1583033				Progressive Commercial Holdings, Inc.	..DE.....	NIA.....	The Progressive Corporation	Ownership.....	100.000	The Progressive Corporation	...NO.....	13
.0155	Progressive Insurance Group	10194	59-3213819				Artisan and Truckers Casualty Company	..WI.....	IA.....	Progressive Commercial Holdings, Inc.	Ownership.....	100.000	The Progressive Corporation	...NO.....	13
.0155	Progressive Insurance Group	10243	06-0281045				National Continental Insurance Company	..NY.....	IA.....	Progressive Commercial Holdings, Inc.	Ownership.....	100.000	The Progressive Corporation	...NO.....	13
.0155	Progressive Insurance Group	10193	59-3213719				Progressive Express Insurance Company	..OH.....	IA.....	Progressive Commercial Holdings, Inc.	Ownership.....	100.000	The Progressive Corporation	...NO.....	13
.0155	Progressive Insurance Group	11770	36-3298008				United Financial Casualty Company	..OH.....	IA.....	Progressive Commercial Holdings, Inc.	Ownership.....	100.000	The Progressive Corporation	...NO.....	13
.0155	Progressive Insurance Group	15643	47-1849658				Blue Hill Specialty Insurance Company, Inc.	..IL.....	IA.....	Progressive Commercial Holdings, Inc.	Ownership.....	100.000	The Progressive Corporation	...NO.....	13
		00000	35-0160330				Protective Insurance Corporation	..IN.....	NIA.....	Progressive Commercial Holdings, Inc.	Ownership.....	100.000	The Progressive Corporation	...NO.....	136
.0155	Progressive Insurance Group	12416	35-6021485				Protective Insurance Company	..IN.....	IA.....	Protective Insurance Corporation	Ownership.....	100.000	The Progressive Corporation	...NO.....	136
.0155	Progressive Insurance Group	40460	35-1524574				Sagamore Insurance Company	..IN.....	IA.....	Protective Insurance Company	Ownership.....	100.000	The Progressive Corporation	...NO.....	136
.0155	Progressive Insurance Group	13149	26-1865258				Protective Specialty Insurance Company	..IN.....	IA.....	Protective Insurance Company	Ownership.....	100.000	The Progressive Corporation	...NO.....	136
		00000	26-0327941				B&L Brokerage Services, Inc.	..IN.....	NIA.....	Protective Insurance Corporation	Ownership.....	100.000	The Progressive Corporation	...NO.....	136
		00000	45-3337116				B&L Management Inc.	..DE.....	NIA.....	Protective Insurance Corporation	Ownership.....	100.000	The Progressive Corporation	...NO.....	136
		00000	35-1864904				B&L Insurance, LTD.	..BMU.....	IA.....	Protective Insurance Corporation	Ownership.....	100.000	The Progressive Corporation	...NO.....	136
		00000	38-3564766				Transport Specialty Insurance Agency, Inc.	..MI.....	NIA.....	B&L Brokerage Services, Inc.	Ownership.....	100.000	The Progressive Corporation	...NO.....	136
		00000	83-0371538				Progressive Direct Holdings, Inc.	..DE.....	NIA.....	The Progressive Corporation	Ownership.....	100.000	The Progressive Corporation	...NO.....	13
.0155	Progressive Insurance Group	44180	23-2599971				Mountain Laurel Assurance Company	..OH.....	IA.....	Progressive Direct Holdings, Inc.	Ownership.....	100.000	The Progressive Corporation	...NO.....	13
.0155	Progressive Insurance Group	11851	62-0484104				Progressive Advanced Insurance Company	..OH.....	IA.....	Progressive Direct Holdings, Inc.	Ownership.....	100.000	The Progressive Corporation	...NO.....	13
		00000	58-1772717				Progressive Auto Pro Insurance Agency, Inc.	..FL.....	NIA.....	Progressive Direct Holdings, Inc.	Ownership.....	100.000	The Progressive Corporation	...NO.....	13
.0155	Progressive Insurance Group	44288	62-1444848				Progressive Choice Insurance Company	..OH.....	IA.....	Progressive Direct Holdings, Inc.	Ownership.....	100.000	The Progressive Corporation	...NO.....	13
.0155	Progressive Insurance Group	16322	34-1524319				Progressive Direct Insurance Company	..OH.....	IA.....	Progressive Direct Holdings, Inc.	Ownership.....	100.000	The Progressive Corporation	...NO.....	13
		00000					Gadsden, AL, LLC	..OH.....	NIA.....	Progressive Direct Insurance Company	Ownership.....	100.000	The Progressive Corporation	...NO.....	13
.0155	Progressive Insurance Group	14800	22-2404709				Progressive Garden State Insurance Company	..NJ.....	IA.....	Progressive Direct Holdings, Inc.	Ownership.....	100.000	The Progressive Corporation	...NO.....	13
.0155	Progressive Insurance Group	37605	33-0350911				Progressive Marathon Insurance Company	..MI.....	IA.....	Progressive Direct Holdings, Inc.	Ownership.....	100.000	The Progressive Corporation	...NO.....	13
.0155	Progressive Insurance Group	24279	34-0472535				Progressive Max Insurance Company	..OH.....	IA.....	Progressive Direct Holdings, Inc.	Ownership.....	100.000	The Progressive Corporation	...NO.....	13

ANNUAL STATEMENT FOR THE YEAR 2022 OF THE PROGRESSIVE WEST INSURANCE COMPANY

SCHEDULE Y

PART 1A - DETAIL OF INSURANCE HOLDING COMPANY SYSTEM

1	2	3	4	5	6	7	8	9	10	11	12 Type of Control (Ownership, Board, Management, Attorney-in-Fact, Influence, Other)	13 If Control is Owner- ship Provide Perce- ntage	14 Ultimate Controlling Entity(ies)/Person(s)	15 Is an SCA Filing Re- quired? (Yes/No)	16 *
Group Code	Group Name	NAIC Company Code	ID Number	Federal RSSD	CIK	Name of Securities Exchange if Publicly Traded (U.S. or International)	Names of Parent, Subsidiaries Or Affiliates	Domi- ciliary Loca- tion	Rela- tion- ship to Reporting Entity	Directly Controlled by (Name of Entity/Person)					
. 0155 ...	Progressive Insurance Group 44695	86-0686869 ..				Progressive Paloverde Insurance Company IN..... IA.....	Progressive Direct Holdings, Inc.	Ownership.....	100.000 ...	The Progressive Corporation NO.....	...13
. 0155 ...	Progressive Insurance Group 21735	36-3789786 ..				Progressive Premier Insurance Company of Illinois OH..... IA.....	Progressive Direct Holdings, Inc.	Ownership.....	100.000 ...	The Progressive Corporation NO.....	...13
. 0155 ...	Progressive Insurance Group 10192	59-3213815 ..				Progressive Select Insurance Company OH..... IA.....	Progressive Direct Holdings, Inc.	Ownership.....	100.000 ...	The Progressive Corporation NO.....	...13
	 00000	34-1804869 ..				Progressive Advantage Agency, Inc. OH..... NIA.....	Progressive Direct Holdings, Inc.	Ownership.....	100.000 ...	The Progressive Corporation NO.....	...13
. 0155 ...	Progressive Insurance Group 21727	36-3789787 ..				Progressive Universal Insurance Company WI..... IA.....	Progressive Direct Holdings, Inc.	Ownership.....	100.000 ...	The Progressive Corporation NO.....	...13
. 0155 ...	Progressive Insurance Group 16816	84-4920049 ..				Progressive Life Insurance Company OH..... IA.....	The Progressive Corporation	Ownership.....	100.000 ...	The Progressive Corporation NO.....	...13
	 00000	99-0311966 ..				Garden Sun Insurance Services, Inc. HI..... NIA.....	The Progressive Corporation	Ownership.....	100.000 ...	The Progressive Corporation NO.....	...13
	 00000	95-2706008 ..				Pacific Motor Club CA..... NIA.....	The Progressive Corporation	Ownership.....	100.000 ...	The Progressive Corporation NO.....	...13
	 00000	11-3203413 ..				PROGNY Agency, Inc. NY..... NIA.....	The Progressive Corporation	Ownership.....	100.000 ...	The Progressive Corporation NO.....	...13
	 00000	34-1574447 ..				Progressive Adjusting Company, Inc. OH..... NIA.....	The Progressive Corporation	Ownership.....	100.000 ...	The Progressive Corporation NO.....	...13
	 00000	13-3673368 ..				Progressive Capital Management Corp. NY..... NIA.....	The Progressive Corporation	Ownership.....	100.000 ...	The Progressive Corporation NO.....	...13
	 00000	34-1378861 ..				Progressive Investment Company, Inc. DE..... NIA.....	The Progressive Corporation	Ownership.....	100.000 ...	The Progressive Corporation NO.....	...13
	 00000	34-6530101 ..				Progressive Premium Budget, Inc. OH..... NIA.....	The Progressive Corporation	Ownership.....	100.000 ...	The Progressive Corporation NO.....	...13
	 00000	34-1574448 ..				Progressive RSC, Inc. OH..... NIA.....	The Progressive Corporation	Ownership.....	100.000 ...	The Progressive Corporation NO.....	...13
	 00000	84-3633213 ..				358 Ventures, Inc. OH..... NIA.....	The Progressive Corporation	Ownership.....	100.000 ...	The Progressive Corporation NO.....	...13
	 00000	20-2702408 ..				Progressive Vehicle Service Company OH..... NIA.....	The Progressive Corporation	Ownership.....	100.000 ...	The Progressive Corporation NO.....	...13
	 00000	51-0295493 ..				Village Transport Corp. DE..... NIA.....	The Progressive Corporation	Ownership.....	100.000 ...	The Progressive Corporation NO.....	...13
	 00000	34-1324270 ..				Wilson Mills Land Co. OH..... NIA.....	The Progressive Corporation	Ownership.....	100.000 ...	The Progressive Corporation NO.....	...13
	 00000	87-4036792 ..				Progressive Innovation Co. DE..... NIA.....	The Progressive Corporation	Ownership.....	100.000 ...	The Progressive Corporation NO.....	...13
	 00000	59-3491541 ..				ARX Holding Corp. DE..... NIA.....	The Progressive Corporation	Ownership.....	100.000 ...	The Progressive Corporation NO.....	...134 ...
. 0155 ...	Progressive Insurance Group 11072	56-2512990 ..				ASI Home Insurance Corp. FL..... IA.....	ARX Holding Corp.	Ownership.....	100.000 ...	The Progressive Corporation NO.....	...134 ...
. 0155 ...	Progressive Insurance Group 13142	26-1996532 ..				ASI Preferred Insurance Corp. FL..... IA.....	ARX Holding Corp.	Ownership.....	100.000 ...	The Progressive Corporation NO.....	...134 ...
. 0155 ...	Progressive Insurance Group 10872	59-3459912 ..				American Strategic Insurance Corp. FL..... IA.....	ARX Holding Corp.	Ownership.....	100.000 ...	The Progressive Corporation NO.....	...134 ...
. 0155 ...	Progressive Insurance Group 11059	75-2904629 ..				ASI Lloyds TX..... IA.....	ASI Lloyds, Inc.	Management.....		The Progressive Corporation NO.....	...1345 ...
. 0155 ...	Progressive Insurance Group 12196	20-1284676 ..				ASI Assurance Corp. FL..... IA.....	ARX Holding Corp.	Ownership.....	100.000 ...	The Progressive Corporation NO.....	...134 ...
. 0155 ...	Progressive Insurance Group 14042	27-3421622 ..				ASI Select Insurance Corp. IN..... IA.....	ARX Holding Corp.	Ownership.....	100.000 ...	The Progressive Corporation NO.....	...134 ...
	 00000	59-3621835 ..				ASI Lloyds, Inc. TX..... NIA.....	ARX Holding Corp.	Ownership.....	100.000 ...	The Progressive Corporation NO.....	...134 ...
	 00000	59-3720125 ..				ASI Underwriters of Texas, Inc. TX..... NIA.....	ARX Holding Corp.	Ownership.....	100.000 ...	The Progressive Corporation NO.....	...134 ...
	 00000	11-3644072 ..				Sunshine Security Insurance Agency, Inc. FL..... NIA.....	ARX Holding Corp.	Ownership.....	100.000 ...	The Progressive Corporation NO.....	...134 ...
	 00000	59-3602626 ..				ASI Underwriters Corp. FL..... NIA.....	ARX Holding Corp.	Ownership.....	100.000 ...	The Progressive Corporation NO.....	...134 ...
. 0155 ...	Progressive Insurance Group 13038	26-1142659 ..				Progressive Property Insurance Company LA..... IA.....	ARX Holding Corp.	Ownership.....	100.000 ...	The Progressive Corporation NO.....	...134 ...
	 00000	81-1112584 ..				ASI Select Auto Insurance Corp. CA..... NIA.....	ARX Holding Corp.	Ownership.....	100.000 ...	The Progressive Corporation NO.....	...134 ...
	 00000	26-0325360 ..				Ark Royal Underwriters, LLC FL..... NIA.....	ARX Holding Corp.	Ownership.....	100.000 ...	The Progressive Corporation NO.....	...134 ...
	 00000	47-4504370 ..				PropertyPlus Insurance Agency, Inc. DE..... NIA.....	ARX Holding Corp.	Ownership.....	100.000 ...	The Progressive Corporation NO.....	...134 ...

Asterisk	Explanation
1	Schedule Y Part 1A is a common schedule for all companies of The Progressive Corporation, however column 10 requires specific relationship information relative to the reporting entity.
2	Progressive County Mutual Insurance Company is a Texas county mutual insurance company that is managed, but not owned by Progressive Casualty Insurance Company.
3	None of the companies that are part of The Progressive Corporation are Federally chartered or insured institutions and therefore, do not have Federal RSSD numbers.
4	Effective April 1, 2020, The Progressive Corporation purchased 100% ownership in the ARX Holding Corp.
5	ASI Lloyds is a Texas Lloyds insurance company that is managed, but not owned by ASI Lloyds, Inc.
6	Effective June 1, 2021 The Progressive Corporation purchased 100% ownership in the Protective Insurance Corporation ("Protective") and subsequently transferred all outstanding shares of Protective's common stock to Progressive Commercial Holdings, Inc.
7	Effective October 17, 2022, Drive Insurance Holdings, Inc. changed its name to Progressive Agency Holdings, Inc.
8	Effective December 14, 2022, all outstanding shares of common stock of Progressive West Insurance Company were transferred from Progressive Agency Holdings, Inc. to The Progressive Corporation.

ANNUAL STATEMENT FOR THE YEAR 2022 OF THE PROGRESSIVE WEST INSURANCE COMPANY

SCHEDULE Y

PART 2 - SUMMARY OF INSURER'S TRANSACTIONS WITH ANY AFFILIATES

1	2	3	4	5	6	7	8	9	10	11	12	13
NAIC Company Code	ID Number	Names of Insurers and Parent, Subsidiaries or Affiliates	Shareholder Dividends	Capital Contributions	Purchases, Sales or Exchanges of Loans, Securities, Real Estate, Mortgage Loans or Other Investments	Income/ (Disbursements) Incurred in Connection with Guarantees or Undertakings for the Benefit of any Affiliate(s)	Management Agreements and Service Contracts	Income/ (Disbursements) Incurred Under Reinsurance Agreements	*	Any Other Material Activity Not in the Ordinary Course of the Insurer's Business	Totals	Reinsurance Recoverable/ (Payable) on Losses and/or Reserve Credit Taken/(Liability)
	34-0963169	The Progressive Corporation		(26,000,000)			848,914,752				822,914,752	
	83-0371533	Progressive Agency Holdings, Inc.	360,900,000								360,900,000	
24260	34-6513736	Progressive Casualty Insurance Company	(39,000,000)		(686,527,970)		5,482,945,664	897,026,842	*		5,654,444,536	(6,238,475,916)
24252	34-1094197	Progressive American Insurance Company	(8,000,000)		36,278,614		(8,694,091)		*		19,584,523	
32786	34-1172685	Progressive Specialty Insurance Company	(80,000,000)				(39,066,838)		*		(119,066,838)	
38784	59-1951700	Progressive Southeastern Insurance Company					(4,023,328)		*		(4,023,328)	
38628	34-1318335	Progressive Northern Insurance Company	(50,000,000)				(59,262,798)		*		(109,262,798)	
37834	34-1287020	Progressive Preferred Insurance Company	(40,000,000)				(24,544,048)		*		(64,544,048)	
42412	34-1374634	Progressive Gulf Insurance Company	(16,000,000)		6,993,482		(8,046,933)		*		(17,053,451)	
42919	91-1187829	Progressive Northwestern Insurance Company	(30,000,000)				(57,716,421)		*		(87,716,421)	
42994	39-1453002	Progressive Classic Insurance Company	(20,400,000)		1,999,131		(11,923,077)		*		(30,323,946)	
17350	31-1193845	Progressive Bayside Insurance Company	(2,000,000)				(1,867,000)		*		(3,867,000)	
35190	93-0935623	Progressive Mountain Insurance Company	(1,000,000)				(4,006,285)		*		(5,006,285)	
10187	34-1787734	Progressive Michigan Insurance Company	(35,000,000)				(15,163,031)		*		(50,163,031)	
29203	74-1082840	Progressive County Mutual Insurance Company					(47,819,607)	(842,143,257)			(889,962,864)	4,712,112,813
10050	72-1269745	Progressive Security Insurance Company	(3,500,000)				(73,476,098)	(57,377,600)			(134,353,698)	401,986,809
11410	68-0004572	Drive New Jersey Insurance Company					(89,972,845)	(30,382,841)			(120,355,686)	714,107,322
10067	99-0311930	Progressive Hawaii Insurance Corp.	(34,000,000)				(68,589,803)				(102,589,803)	
12302	20-3187886	Progressive Freedom Insurance Company	(2,000,000)				(1,702,837)		*		(3,702,837)	
12879	20-4093467	Progressive Commercial Casualty Company					(31,708)	57,435			25,727	
	83-0371538	Progressive Direct Holdings, Inc.	34,300,000	(333,000,000)							(298,700,000)	
16322	34-1524319	Progressive Direct Insurance Company		250,000,000			(3,199,730,845)	(63,285,128)	*		(3,013,015,973)	(3,266,547,223)
24279	34-0472535	Progressive Max Insurance Company	(6,800,000)				(10,851,397)	837,459	*		(16,813,938)	1,068,263
44695	86-0686869	Progressive Paloverde Insurance Company		6,000,000			(1,017,377)		*		4,982,623	
21735	36-3789786	Progressive Premier Insurance Company of Illinois	(900,000)				(3,687,410)		*		(4,587,410)	
21727	36-3789787	Progressive Universal Insurance Company	(4,700,000)				(10,142,821)		*		(14,842,821)	
37605	33-0350911	Progressive Marathon Insurance Company	(5,000,000)				(11,050,425)		*		(16,050,425)	
10192	59-3213815	Progressive Select Insurance Company		48,000,000			(819,516,148)	95,291,481			(676,224,667)	2,540,281,346
44288	62-1444848	Progressive Choice Insurance Company		1,000,000			(573,323)		*		426,677	
11851	62-0484104	Progressive Advanced Insurance Company		28,000,000	1,999,131		(8,525,887)		*		21,473,244	
14800	22-2404709	Progressive Garden State Insurance Company					(204,160,686)	(32,006,353)			(236,167,039)	726,265,877
44180	23-2599971	Mountain Laurel Assurance Company	(16,900,000)				(108,399,830)				(125,299,830)	
	20-1583033	Progressive Commercial Holdings, Inc.	145,276,403	(79,876,403)							65,400,000	
11770	36-3298008	United Financial Casualty Company	(80,000,000)				(618,384,278)	133,350,818			(565,033,460)	(3,038,582,173)
10243	06-0281045	National Continental Insurance Company	(55,000,000)		30,696,632		(39,737,811)	(10,658)			(64,051,837)	6,149,374
10194	59-3213819	Artisan and Truckers Casualty Company					(180,741,848)	(152,475,844)			(333,217,692)	1,220,697,690
10193	59-3213719	Progressive Express Insurance Company	(7,000,000)	75,300,000			(146,824,746)	(30,688,945)			(109,213,691)	1,306,089,561
15643	47-1849658	Blue Hill Specialty Insurance Company, Inc.	(3,276,403)	4,576,403			(34,636,512)	49,813,971			16,477,459	511,794,922

ANNUAL STATEMENT FOR THE YEAR 2022 OF THE PROGRESSIVE WEST INSURANCE COMPANY

SCHEDULE Y

PART 2 - SUMMARY OF INSURER'S TRANSACTIONS WITH ANY AFFILIATES

1	2	3	4	5	6	7	8	9	10	11	12	13
NAIC Company Code	ID Number	Names of Insurers and Parent, Subsidiaries or Affiliates	Shareholder Dividends	Capital Contributions	Purchases, Sales or Exchanges of Loans, Securities, Real Estate, Mortgage Loans or Other Investments	Income/ (Disbursements) Incurred in Connection with Guarantees or Undertakings for the Benefit of any Affiliate(s)	Management Agreements and Service Contracts	Income/ (Disbursements) Incurred Under Reinsurance Agreements	*	Any Other Material Activity Not in the Ordinary Course of the Insurer's Business	Totals	Reinsurance Recoverable/ (Payable) on Losses and/or Reserve Credit Taken/(Liability)
	34-1576555	PC Investment Company					349,711				349,711	
	34-1378861	Progressive Investment Company, Inc.			608,560,980		392,226				608,953,206	
	13-3673368	Progressive Capital Management Corp.					10,862,709				10,862,709	
	34-1804869	Progressive Advantage Agency, Inc.					(237,057,331)				(237,057,331)	
	27-2393886	Progressive Commercial Advantage Agency, Inc.					(2,164,947)				(2,164,947)	
	34-1574447	Progressive Adjusting Company, Inc.					(73,811)				(73,811)	
	51-0295493	Village Transport Corp.					1,276,250				1,276,250	
16816	84-4920049	Progressive Life Insurance Company		19,000,000			(5,125,692)				13,874,308	
27804	95-2676519	Progressive West Insurance Company		7,000,000			(80,351,512)	31,992,620			(41,358,892)	403,051,335
	84-3633213	358 Ventures, Inc.					(6,445,088)				(6,445,088)	
	87-4036792	Progressive Innovation Co					(4,909,651)				(4,909,651)	
	59-3491541	ARX Holding Corp	3,100,000	(323,000,000)			(9,251)				(319,909,251)	
10872	59-3459912	American Strategic Insurance Corp		250,000,000			1,509,228	(284,495,990)	*		(32,986,762)	(584,403,864)
11059	75-2904629	ASI Lloyds		43,000,000			(13,982,861)		*		29,017,139	
13038	26-1142659	Progressive Property Insurance Company					(7,838,467)		*		(7,838,467)	
12196	20-1284676	ASI Assurance Corp	(3,100,000)				(1,647,452)		*		(4,747,452)	
11072	56-2512990	ASI Home Insurance Corp		5,000,000			(8,403,703)		*		(3,403,703)	
13142	26-1996532	ASI Preferred Insurance Corp		20,000,000			(43,284,907)	284,495,990			261,211,083	584,403,864
14042	27-3421622	ASI Select Insurance Corp		5,000,000			(14,410,798)		*		(9,410,798)	
	59-3602626	ASI Underwriters Corp					75				75	
	11-3644072	Sunshine Security Insurance Agency Inc.					65,555				65,555	
	35-0160330	Protective Insurance Corporation					5,147,494				5,147,494	
12416	35-6021485	Protective Insurance Company					6,541,138	(11,876,695)			(5,335,557)	(3,778,864)
13149	26-1865258	Protective Specialty Insurance Company					(1,491,300)	(492,601)			(1,983,901)	(2,195,982)
40460	35-1524574	Sagamore Insurance Company					(16,919,939)	12,639,605			(4,280,334)	5,227,949
	35-1864904	B&L Insurance, LTD						(270,309)			(270,309)	746,897
9999999 Control Totals									XXX			

ANNUAL STATEMENT FOR THE YEAR 2022 OF THE PROGRESSIVE WEST INSURANCE COMPANY

24260	Progressive Casualty Insurance Company	49.00%	16322	Progressive Direct Insurance Company	77.00%
24252	Progressive American Insurance Company	2.00%	24279	Progressive Max Insurance Company	6.00%
32786	Progressive Specialty Insurance Company	7.00%	21735	Progressive Premier Insurance Company of Illinois	2.00%
38784	Progressive Southeastern Insurance Company	1.00%	21727	Progressive Universal Insurance Company	4.00%
38628	Progressive Northern Insurance Company	12.00%	37605	Progressive Marathon Insurance Company	6.00%
37834	Progressive Preferred Insurance Company	6.00%	44695	Progressive Paloverde Insurance Company	0.50%
42412	Progressive Gulf Insurance Company	2.00%	11851	Progressive Advanced Insurance Company	4.00%
42919	Progressive Northwestern Insurance Company	12.00%	44288	Progressive Choice Insurance Company	0.50%
42994	Progressive Classic Insurance Company	3.00%			
17350	Progressive Bayside Insurance Company	0.50%	10872	American Strategic Insurance Corp	76.50%
35190	Progressive Mountain Insurance Company	1.00%	11059	ASI Lloyds	17.00%
10187	Progressive Michigan Insurance Company	4.00%	11072	ASI Home Insurance Corp	2.00%
12302	Progressive Freedom Insurance Company	0.50%	14042	ASI Select Insurance Corp	2.00%
			13038	Progressive Property Insurance Company	2.00%
			12196	ASI Assurance Corp	0.50%

Detailed Explanation

For the above listed companies, see Annual Statement Footnote 26 for further information.

ANNUAL STATEMENT FOR THE YEAR 2022 OF THE PROGRESSIVE WEST INSURANCE COMPANY

SCHEDULE Y

PART 3 - ULTIMATE CONTROLLING PARTY AND LISTING OF OTHER U.S. INSURANCE GROUPS OR ENTITIES UNDER THAT ULTIMATE CONTROLLING PARTY'S CONTROL

1	2	3	4	5	6	7	8
		Ownership Percentage Column 2 of Column 1	Granted Disclaimer of Control\ Affiliation of Column 2 Over Column 1 (Yes/No)		U.S. Insurance Groups or Entities Controlled by Column 5	Ownership Percentage (Column 5 of Column 6)	Granted Disclaimer of Control\ Affiliation of Column 5 Over Column 6 (Yes/No)
Insurers in Holding Company	Owners with Greater Than 10% Ownership			Ultimate Controlling Party			
Progressive Casualty Insurance Company	Progressive Agency Holdings, Inc.	100.000	NO.....	The Progressive Corporation	Progressive Insurance Group	100.000	NO.....
Progressive American Insurance Company	Progressive Agency Holdings, Inc.	100.000	NO.....	The Progressive Corporation	Progressive Insurance Group	100.000	NO.....
Progressive Specialty Insurance Company	Progressive Casualty Insurance Company	100.000	NO.....	The Progressive Corporation	Progressive Insurance Group	100.000	NO.....
Progressive Southeastern Insurance Company	Progressive Agency Holdings, Inc.	100.000	NO.....	The Progressive Corporation	Progressive Insurance Group	100.000	NO.....
Progressive Northern Insurance Company	Progressive Agency Holdings, Inc.	100.000	NO.....	The Progressive Corporation	Progressive Insurance Group	100.000	NO.....
Progressive Preferred Insurance Company	Progressive Agency Holdings, Inc.	100.000	NO.....	The Progressive Corporation	Progressive Insurance Group	100.000	NO.....
Progressive Gulf Insurance Company	Progressive Casualty Insurance Company	100.000	NO.....	The Progressive Corporation	Progressive Insurance Group	100.000	NO.....
Progressive Northwestern Insurance Company	Progressive Agency Holdings, Inc.	100.000	NO.....	The Progressive Corporation	Progressive Insurance Group	100.000	NO.....
Progressive Classic Insurance Company	Progressive Agency Holdings, Inc.	100.000	NO.....	The Progressive Corporation	Progressive Insurance Group	100.000	NO.....
Progressive Bayside Insurance Company	Progressive Agency Holdings, Inc.	100.000	NO.....	The Progressive Corporation	Progressive Insurance Group	100.000	NO.....
Progressive Mountain Insurance Company	Progressive Agency Holdings, Inc.	100.000	NO.....	The Progressive Corporation	Progressive Insurance Group	100.000	NO.....
Progressive Michigan Insurance Company	Progressive Agency Holdings, Inc.	100.000	NO.....	The Progressive Corporation	Progressive Insurance Group	100.000	NO.....
Progressive County Mutual Insurance Company	NO.....	The Progressive Corporation	Progressive Insurance Group	100.000	NO.....
Progressive West Insurance Company	The Progressive Corporation	100.000	NO.....	The Progressive Corporation	Progressive Insurance Group	100.000	NO.....
Progressive Security Insurance Company	Progressive Agency Holdings, Inc.	100.000	NO.....	The Progressive Corporation	Progressive Insurance Group	100.000	NO.....
Drive New Jersey Insurance Company	Progressive Agency Holdings, Inc.	100.000	NO.....	The Progressive Corporation	Progressive Insurance Group	100.000	NO.....
Progressive Hawaii Insurance Corp.	Progressive Agency Holdings, Inc.	100.000	NO.....	The Progressive Corporation	Progressive Insurance Group	100.000	NO.....
Progressive Freedom Insurance Company	Progressive Agency Holdings, Inc.	100.000	NO.....	The Progressive Corporation	Progressive Insurance Group	100.000	NO.....
Progressive Commercial Casualty Company	Progressive Agency Holdings, Inc.	100.000	NO.....	The Progressive Corporation	Progressive Insurance Group	100.000	NO.....
Progressive Direct Insurance Company	Progressive Direct Holdings, Inc.	100.000	NO.....	The Progressive Corporation	Progressive Insurance Group	100.000	NO.....
Progressive Max Insurance Company	Progressive Direct Holdings, Inc.	100.000	NO.....	The Progressive Corporation	Progressive Insurance Group	100.000	NO.....
Progressive Paloverde Insurance Company	Progressive Direct Holdings, Inc.	100.000	NO.....	The Progressive Corporation	Progressive Insurance Group	100.000	NO.....
Progressive Premier Insurance Company of Illinois ..	Progressive Direct Holdings, Inc.	100.000	NO.....	The Progressive Corporation	Progressive Insurance Group	100.000	NO.....
Progressive Universal Insurance Company	Progressive Direct Holdings, Inc.	100.000	NO.....	The Progressive Corporation	Progressive Insurance Group	100.000	NO.....
Progressive Marathon Insurance Company	Progressive Direct Holdings, Inc.	100.000	NO.....	The Progressive Corporation	Progressive Insurance Group	100.000	NO.....
Progressive Select Insurance Company	Progressive Direct Holdings, Inc.	100.000	NO.....	The Progressive Corporation	Progressive Insurance Group	100.000	NO.....
Progressive Choice Insurance Company	Progressive Direct Holdings, Inc.	100.000	NO.....	The Progressive Corporation	Progressive Insurance Group	100.000	NO.....
Progressive Advanced Insurance Company	Progressive Direct Holdings, Inc.	100.000	NO.....	The Progressive Corporation	Progressive Insurance Group	100.000	NO.....
Progressive Garden State Insurance Company	Progressive Direct Holdings, Inc.	100.000	NO.....	The Progressive Corporation	Progressive Insurance Group	100.000	NO.....
Mountain Laurel Assurance Company	Progressive Direct Holdings, Inc.	100.000	NO.....	The Progressive Corporation	Progressive Insurance Group	100.000	NO.....
United Financial Casualty Company	Progressive Commercial Holdings, Inc.	100.000	NO.....	The Progressive Corporation	Progressive Insurance Group	100.000	NO.....
National Continental Insurance Company	Progressive Commercial Holdings, Inc.	100.000	NO.....	The Progressive Corporation	Progressive Insurance Group	100.000	NO.....
Artisan and Truckers Casualty Company	Progressive Commercial Holdings, Inc.	100.000	NO.....	The Progressive Corporation	Progressive Insurance Group	100.000	NO.....
Progressive Express Insurance Company	Progressive Commercial Holdings, Inc.	100.000	NO.....	The Progressive Corporation	Progressive Insurance Group	100.000	NO.....
Blue Hill Specialty Insurance Company, Inc.	Progressive Commercial Holdings, Inc.	100.000	NO.....	The Progressive Corporation	Progressive Insurance Group	100.000	NO.....
American Strategic Insurance Corp	ARX Holding Corp.	100.000	NO.....	The Progressive Corporation	Progressive Insurance Group	100.000	NO.....
ASI Lloyds	NO.....	The Progressive Corporation	Progressive Insurance Group	100.000	NO.....
Progressive Property Insurance Company	ARX Holding Corp.	100.000	NO.....	The Progressive Corporation	Progressive Insurance Group	100.000	NO.....
ASI Assurance Corp	ARX Holding Corp.	100.000	NO.....	The Progressive Corporation	Progressive Insurance Group	100.000	NO.....
ASI Home Insurance Corp	ARX Holding Corp.	100.000	NO.....	The Progressive Corporation	Progressive Insurance Group	100.000	NO.....
ASI Preferred Insurance Corp	ARX Holding Corp.	100.000	NO.....	The Progressive Corporation	Progressive Insurance Group	100.000	NO.....
ASI Select Insurance Corp	ARX Holding Corp.	100.000	NO.....	The Progressive Corporation	Progressive Insurance Group	100.000	NO.....
Protective Insurance Company	Protective Insurance Corporation	100.000	NO.....	The Progressive Corporation	Progressive Insurance Group	100.000	NO.....
.....	Progressive Commercial Holdings, Inc.	100.000	NO.....	The Progressive Corporation	Progressive Insurance Group	100.000	NO.....
Sagamore Insurance Company	Protective Insurance Company	100.000	NO.....	The Progressive Corporation	Progressive Insurance Group	100.000	NO.....

SCHEDULE Y

PART 3 - ULTIMATE CONTROLLING PARTY AND LISTING OF OTHER U.S. INSURANCE GROUPS OR ENTITIES UNDER THAT ULTIMATE CONTROLLING PARTY'S CONTROL

1	2	3	4	5	6	7	8
Insurers in Holding Company	Owners with Greater Than 10% Ownership	Ownership Percentage Column 2 of Column 1	Granted Disclaimer of Control\ Affiliation of Column 2 Over Column 1 (Yes/No)	Ultimate Controlling Party	U.S. Insurance Groups or Entities Controlled by Column 5	Ownership Percentage (Column 5 of Column 6)	Granted Disclaimer of Control\ Affiliation of Column 5 Over Column 6 (Yes/No)
Protective Specialty Insurance Company	Protective Insurance Company	100.000 NO.....	The Progressive Corporation	Progressive Insurance Group	100.000 NO.....
Progressive Life Insurance Company	The Progressive Corporation	100.000 NO.....	The Progressive Corporation	Progressive Insurance Group	100.000 NO.....

ANNUAL STATEMENT FOR THE YEAR 2022 OF THE PROGRESSIVE WEST INSURANCE COMPANY

SUPPLEMENTAL EXHIBITS AND SCHEDULES INTERROGATORIES

REQUIRED FILINGS

The following supplemental reports are required to be filed as part of your statement filing unless specifically waived by the domiciliary state. However, in the event that your domiciliary state waives the filing requirement, your response of **WAIVED** to the specific interrogatory will be accepted in lieu of filing a “NONE” report and a bar code will be printed below. If the supplement is required of your company but is not being filed for whatever reason enter **SEE EXPLANATION** and provide an explanation following the interrogatory questions.

		Responses
MARCH FILING		
1.	Will an actuarial opinion be filed by March 1?	YES
2.	Will the Supplemental Compensation Exhibit be filed with the state of domicile by March 1?	YES
3.	Will the confidential Risk-based Capital Report be filed with the NAIC by March 1?.....	YES
4.	Will the confidential Risk-based Capital Report be filed with the state of domicile, if required by March 1?.....	YES
APRIL FILING		
5.	Will the Insurance Expense Exhibit be filed with the state of domicile and the NAIC by April 1?	YES
6.	Will Management’s Discussion and Analysis be filed by April 1?	YES
7.	Will the Supplemental Investment Risk Interrogatories be filed by April 1?	YES
MAY FILING		
8.	Will this company be included in a combined annual statement which is filed with the NAIC by May 1?	YES
JUNE FILING		
9.	Will an audited financial report be filed by June 1?	YES
10.	Will Accountant's Letter of Qualifications be filed with the state of domicile and electronically with the NAIC by June 1?	YES

SUPPLEMENTAL FILINGS



The following supplemental reports are required to be filed as part of your annual statement filing **if your company is engaged in the type of business covered by the supplement. However, in the event that your company does not transact the type of business for which the special report must be filed, your response of NO to the specific interrogatory will be accepted in lieu of filing a “NONE” report and a bar code will be printed below.** If the supplement is required of your company but is not being filed for whatever reason enter **SEE EXPLANATION** and provide an explanation following the interrogatory questions.

MARCH FILING		
11.	Will Schedule SIS (Stockholder Information Supplement) be filed with the state of domicile by March 1?	NO
12.	Will the Financial Guaranty Insurance Exhibit be filed by March 1?.....	NO
13.	Will the Medicare Supplement Insurance Experience Exhibit be filed with the state of domicile and the NAIC by March 1?.....	NO
14.	Will Supplement A to Schedule T (Medical Professional Liability Supplement) be filed by March 1?	NO
15.	Will the Trusteed Surplus Statement be filed with the state of domicile and the NAIC by March 1?	NO
16.	Will the Premiums Attributed to Protected Cells Exhibit be filed by March 1?	NO
17.	Will the Reinsurance Summary Supplemental Filing for General Interrogatory 9 be filed with the state of domicile and the NAIC by March 1? ...	NO
18.	Will the Medicare Part D Coverage Supplement be filed with the state of domicile and the NAIC by March 1?.....	NO
19.	Will the confidential Actuarial Opinion Summary be filed with the state of domicile, if required, by March 15 (or the date otherwise specified)?..	YES
20.	Will the Reinsurance Attestation Supplement be filed with the state of domicile and the NAIC by March 1?	YES
21.	Will the Exceptions to the Reinsurance Attestation Supplement be filed with the state of domicile by March 1?	NO
22.	Will the Bail Bond Supplement be filed with the state of domicile and the NAIC by March 1?	NO
23.	Will the Director and Officer Insurance Coverage Supplement be filed with the state of domicile and the NAIC by March 1?	NO
24.	Will an approval from the reporting entity’s state of domicile for relief related to the five-year rotation requirement for lead audit partner be filed electronically with the NAIC by March 1?	NO
25.	Will an approval from the reporting entity’s state of domicile for relief related to the one-year cooling off period for independent CPA be filed electronically with the NAIC by March 1?	NO
26.	Will an approval from the reporting entity’s state of domicile for relief related to the Requirements for Audit Committees be filed electronically with the NAIC by March 1?.....	NO
27.	Will the Supplemental Schedule for Reinsurance Counterparty Reporting Exception - Asbestos and Pollution Contracts be filed with the state of domicile and the NAIC by March 1?.....	NO
APRIL FILING		
28.	Will the Credit Insurance Experience Exhibit be filed with the state of domicile and the NAIC by April 1?	NO
29.	Will the Long-term Care Experience Reporting Forms be filed with the state of domicile and the NAIC by April 1?	NO
30.	Will the Accident and Health Policy Experience Exhibit be filed by April 1?	NO
31.	Will the Supplemental Health Care Exhibit (Parts 1, 2 and 3) be filed with the state of domicile and the NAIC by April 1?	NO
32.	Will the regulator only (non-public) Supplemental Health Care Exhibit’s Expense Allocation Report be filed with the state of domicile and the NAIC by April 1?	NO
33.	Will the Cybersecurity and Identity Theft Insurance Coverage Supplement be filed with the state of domicile and the NAIC by April 1?	NO
34.	Will the Life, Health & Annuity Guaranty Association Assessable Premium Exhibit - Parts 1 and 2 be filed with the state of domicile and the NAIC by April 1?	NO
35.	Will the Private Flood Insurance Supplement be filed with the state of domicile and the NAIC by April 1?	NO
36.	Will the Mortgage Guaranty Insurance Exhibit be filed with the state of domicile and the NAIC by April 1?	NO
AUGUST FILING		
37.	Will Management’s Report of Internal Control Over Financial Reporting be filed with the state of domicile by August 1?	NO

Explanations:




















11.	
12.	
13.	
14.	
15.	
16.	
17.	
18.	
21.	
22.	
23.	
24.	
25.	
26.	
27.	
28.	
29.	
30.	
31.	
32.	
33.	
34.	
35.	
36.	
37.	

Bar Codes:

11.	SIS Stockholder Information Supplement [Document Identifier 420]	
12.	Financial Guaranty Insurance Exhibit [Document Identifier 240]	
13.	Medicare Supplement Insurance Experience Exhibit [Document Identifier 360]	
14.	Supplement A to Schedule T [Document Identifier 455]	
15.	Trusteed Surplus Statement [Document Identifier 490]	
16.	Premiums Attributed to Protected Cells Exhibit [Document Identifier 385]	

ANNUAL STATEMENT FOR THE YEAR 2022 OF THE PROGRESSIVE WEST INSURANCE COMPANY

SUPPLEMENTAL EXHIBITS AND SCHEDULES INTERROGATORIES

17.	Reinsurance Summary Supplemental Filing [Document Identifier 401]	 2 7 8 0 4 2 0 2 2 4 0 1 0 0 0 0 0
18.	Medicare Part D Coverage Supplement [Document Identifier 365]	 2 7 8 0 4 2 0 2 2 3 6 5 0 0 0 0 0
21.	Exceptions to the Reinsurance Attestation Supplement [Document Identifier 400]	 2 7 8 0 4 2 0 2 2 4 0 0 0 0 0 0 0
22.	Bail Bond Supplement [Document Identifier 500]	 2 7 8 0 4 2 0 2 2 5 0 0 0 0 0 0 0
23.	Director and Officer Insurance Coverage Supplement [Document Identifier 505]	 2 7 8 0 4 2 0 2 2 5 0 5 0 0 0 0 0
24.	Relief from the five-year rotation requirement for lead audit partner [Document Identifier 224]	 2 7 8 0 4 2 0 2 2 2 2 2 4 0 0 0 0
25.	Relief from the one-year cooling off period for independent CPA [Document Identifier 225]	 2 7 8 0 4 2 0 2 2 2 2 2 5 0 0 0 0
26.	Relief from the Requirements for Audit Committees [Document Identifier 226]	 2 7 8 0 4 2 0 2 2 2 2 2 6 0 0 0 0
27.	Reinsurance Counterparty Reporting Exception – Asbestos and Pollution Contracts [Document Identifier 555]	 2 7 8 0 4 2 0 2 2 5 5 5 0 0 0 0 0
28.	Credit Insurance Experience Exhibit [Document Identifier 230]	 2 7 8 0 4 2 0 2 2 2 3 0 0 0 0 0 0
29.	Long-Term Care Experience Reporting Forms [Document Identifier 306]	 2 7 8 0 4 2 0 2 2 3 0 6 0 0 0 0 0
30.	Accident and Health Policy Experience Exhibit [Document Identifier 210]	 2 7 8 0 4 2 0 2 2 2 1 0 0 0 0 0 0
31.	Supplemental Health Care Exhibit (Parts 1, 2 and 3) [Document Identifier 216]	 2 7 8 0 4 2 0 2 2 2 1 6 0 0 0 0 0
32.	Supplemental Health Care Exhibit's Expense Allocation Report [Document Identifier 217]	 2 7 8 0 4 2 0 2 2 2 1 7 0 0 0 0 0
33.	Cybersecurity and Identity Theft Insurance Coverage Supplement [Document Identifier 550]	 2 7 8 0 4 2 0 2 2 5 5 0 0 0 0 0 0
34.	Life, Health & Annuity Guaranty Association Assessable Premium Exhibit - Parts 1 and 2 [Document Identifier 290]	 2 7 8 0 4 2 0 2 2 2 9 0 0 0 0 0 0
35.	Private Flood Insurance Supplement [Document Identifier 560]	 2 7 8 0 4 2 0 2 2 5 6 0 0 0 0 0 0
36.	Will the Mortgage Guaranty Insurance Exhibit [Document Identifier 565]	 2 7 8 0 4 2 0 2 2 5 6 5 0 0 0 0 0
37.	Management's Report of Internal Control Over Financial Reporting [Document Identifier 223]	 2 7 8 0 4 2 0 2 2 2 2 3 0 0 0 0 0

ANNUAL STATEMENT FOR THE YEAR 2022 OF THE PROGRESSIVE WEST INSURANCE COMPANY

OVERFLOW PAGE FOR WRITE-INS

Additional Write-ins for Liabilities Line 25

		1	2
		Current Year	Prior Year
2504.	OTHER LIABILITIES	46,418	26,348
2597.	Summary of remaining write-ins for Line 25 from overflow page	46,418	26,348

Additional Write-ins for Statement of Income Line 14

		1	2
		Current Year	Prior Year
1404.	FINANCE & SERVICE CHARGE REVENUE CEDED	(9,660,966)	(9,961,079)
1497.	Summary of remaining write-ins for Line 14 from overflow page	(9,660,966)	(9,961,079)