



ANNUAL STATEMENT
FOR THE YEAR ENDED DECEMBER 31, 2022
OF THE CONDITION AND AFFAIRS OF THE
INFINITY PREFERRED INSURANCE COMPANY

NAIC Group Code	0215, 0215	NAIC Company Code	10195	Employer's ID Number	34-1785809
	(Current)(Prior)				
Organized under the Laws of	OH	State of Domicile or Port of Entry	OH		
Country of Domicile	US				
Incorporated/Organized	11/07/1994	Commenced Business	07/01/1995		
Statutory Home Office	1400 PROVIDENT TOWER, ONE EAST FOURTH STREET	CINCINNATI, OH, US 45202			
Main Administrative Office	2201 4TH AVENUE NORTH BIRMINGHAM, AL, US 35203-3863	205-870-4000 (Telephone)			
Mail Address	POST OFFICE BOX 830189	BIRMINGHAM, AL, US 35283-0189			
Primary Location of Books and Records	2201 4TH AVENUE NORTH BIRMINGHAM, AL, US 35203-3863	205-870-4000 (Telephone)			
Internet Website Address	WWW.KEMPER.COM				
Statutory Statement Contact	EUGENE BETZ	312-661-4600 (Telephone)			
	EFASTATUTORYREPORTING@KEMPER.COM	205-803-8080 (Fax)			
	(E-Mail)				

OFFICERS

MATTHEW JOSEPH VARAGONA, PRESIDENT	TIMOTHY JOHN TULLER, VICE PRESIDENT & TREASURER/CONTROLLER
PATRICK BOWEN THEILER, SECRETARY	
DIRECTORS OR TRUSTEES	
BRADLEY THOMAS CAMDEN	TIMOTHY JOHN TULLER
ADITYA NMI MAHAJAN	MICHAEL ANTHONY MARINACCIO
PATRICK BOWEN THEILER	DUANE ALLEN SANDERS
MATTHEW JOSEPH VARAGONA	

State of ILLINOIS
County of COOK SS

The officers of this reporting entity being duly sworn, each depose and say that they are the described officers of said reporting entity, and that on the reporting period stated above, all of the herein described assets were the absolute property of the said reporting entity, free and clear from any liens or claims thereon, except as herein stated, and that this statement, together with related exhibits, schedules and explanations therein contained, annexed or referred to, is a full and true statement of all the assets and liabilities and of the condition and affairs of the said reporting entity as of the reporting period stated above, and of its income and deductions therefrom for the period ended, and have been completed in accordance with the NAIC Annual Statement Instructions and Accounting Practices and Procedures manual except to the extent that: (1) state law may differ; or, (2) that state rules or regulations require differences in reporting not related to accounting practices and procedures, according to the best of their information, knowledge and belief, respectively. Furthermore, the scope of this attestation by the described officers also includes the related corresponding electronic filing with the NAIC, when required, that is an exact copy (except for formatting differences due to electronic filing) of the enclosed statement. The electronic filing may be requested by various regulators in lieu of or in addition to the enclosed statement.

x	x	x
PATRICK BOWEN THEILER SECRETARY	TIMOTHY JOHN TULLER VICE PRESIDENT & TREASURER/CONTROLLER	MATTHEW JOSEPH VARAGONA PRESIDENT

Subscribed and sworn to before me
this 10th day of February

x

a. Is this an original filing? Yes

b. If no:

1. State the amendment number: _____
2. Date filed: _____
3. Number of pages attached: _____





EXHIBIT OF PREMIUMS AND LOSSES
BUSINESS IN THE STATE OF ALABAMA DURING THE YEAR 2022

NAIC Group Code: 0215

NAIC Company Code: 10195

Line of Business	Gross Premiums, Including Policy and Membership Fees, Less Return Premiums and Premiums on Policies not Taken		3 Dividends Paid or Credited to Policyholders on Direct Business	4 Direct Unearned Premium Reserves	5 Direct Losses Paid (deducting salvage)	6 Direct Losses Incurred	7 Direct Losses Unpaid	8 Direct Defense and Cost Containment Expense Paid	9 Direct Defense and Cost Containment Expense Incurred	10 Direct Defense and Cost Containment Expense Unpaid	11 Commissions and Brokerage Expenses	12 Taxes, Licenses and Fees
	1 Direct Premiums Written	2 Direct Premiums Earned										
1. Fire												
2.1. Allied Lines												
2.2. Multiple Peril Crop												
2.3. Federal Flood												
2.4. Private Crop												
2.5. Private Flood												
3. Farmowners Multiple Peril												
4. Homeowners Multiple Peril												
5.1. Commercial Multiple Peril (Non-Liability Portion)												
5.2. Commercial Multiple Peril (Liability Portion)												
6. Mortgage Guaranty												
8. Ocean Marine												
9. Inland Marine												
10. Financial Guaranty												
11.1. Medical Professional Liability – Occurrence												
11.2. Medical Professional Liability – Claims-Made												
12. Earthquake												
13.1. Comprehensive (hospital and medical) ind (b)												
13.2. Comprehensive (hospital and medical) group (b)												
14. Credit A&H (Group and Individual)												
15.1. Vision Only (b)												
15.2. Dental Only (b)												
15.3. Disability Income (b)												
15.4. Medicare Supplement (b)												
15.5. Medicaid Title XIX (b)												
15.6. Medicare Title XVIII (b)												
15.7. Long-Term Care (b)												
15.8. Federal Employees Health Benefits Plan (b)												
15.9. Other Health (b)												
16. Workers' Compensation												
17.1. Other Liability—Occurrence												
17.2. Other Liability—Claims-Made												
17.3. Excess Workers' Compensation												
18.1. Products Liability – Occurrence												
18.2. Products Liability – Claims-Made												
19.1. Private Passenger Auto No-Fault (Personal Injury Protection)												
19.2. Other Private Passenger Auto Liability												
19.3. Commercial Auto No-Fault (Personal Injury Protection)												
19.4. Other Commercial Auto Liability												
21.1. Private Passenger Auto Physical Damage												
21.2. Commercial Auto Physical Damage												
22. Aircraft (all perils)												
23. Fidelity												
24. Surety												
26. Burglary and Theft												
27. Boiler and Machinery												
28. Credit												
29. International												
30. Warranty												
31. Reins nonproportional assumed property	XXX	XXX	XXX	XXX	XXX	XXX	XXX	XXX	XXX	XXX	XXX	XXX
32. Reins nonproportional assumed liability	XXX	XXX	XXX	XXX	XXX	XXX	XXX	XXX	XXX	XXX	XXX	XXX
33. Reins nonproportional assumed financial lines	XXX	XXX	XXX	XXX	XXX	XXX	XXX	XXX	XXX	XXX	XXX	XXX
34. Aggregate Write-Ins for Other Lines of Business												
35. TOTAL (a)												
Details of Write-Ins												
3401.												
3402.												
3403.												
3498. Summary of remaining write-ins for Line 34 from overflow page												
3499. Totals (Lines 3401 through 3403 plus 3498) (Line 34 above)												

(a) Finance and service charges not included in Lines 1 to 35 \$
(b) For health business on indicated lines report: Number of persons insured under PPO managed care products and number of persons insured under indemnity only products



EXHIBIT OF PREMIUMS AND LOSSES
BUSINESS IN THE STATE OF ALASKA DURING THE YEAR 2022

NAIC Group Code: 0215

NAIC Company Code: 10195

Line of Business	Gross Premiums, Including Policy and Membership Fees, Less Return Premiums and Premiums on Policies not Taken		3 Dividends Paid or Credited to Policyholders on Direct Business	4 Direct Unearned Premium Reserves	5 Direct Losses Paid (deducting salvage)	6 Direct Losses Incurred	7 Direct Losses Unpaid	8 Direct Defense and Cost Containment Expense Paid	9 Direct Defense and Cost Containment Expense Incurred	10 Direct Defense and Cost Containment Expense Unpaid	11 Commissions and Brokerage Expenses	12 Taxes, Licenses and Fees
	1 Direct Premiums Written	2 Direct Premiums Earned										
1. Fire												
2.1. Allied Lines												
2.2. Multiple Peril Crop												
2.3. Federal Flood												
2.4. Private Crop												
2.5. Private Flood												
3. Farmowners Multiple Peril												
4. Homeowners Multiple Peril												
5.1. Commercial Multiple Peril (Non-Liability Portion)												
5.2. Commercial Multiple Peril (Liability Portion)												
6. Mortgage Guaranty												
8. Ocean Marine												
9. Inland Marine												
10. Financial Guaranty												
11.1. Medical Professional Liability – Occurrence												
11.2. Medical Professional Liability – Claims-Made												
12. Earthquake												
13.1. Comprehensive (hospital and medical) ind (b)												
13.2. Comprehensive (hospital and medical) group (b)												
14. Credit A&H (Group and Individual)												
15.1. Vision Only (b)												
15.2. Dental Only (b)												
15.3. Disability Income (b)												
15.4. Medicare Supplement (b)												
15.5. Medicaid Title XIX (b)												
15.6. Medicare Title XVIII (b)												
15.7. Long-Term Care (b)												
15.8. Federal Employees Health Benefits Plan (b)												
15.9. Other Health (b)												
16. Workers' Compensation												
17.1. Other Liability—Occurrence												
17.2. Other Liability—Claims-Made												
17.3. Excess Workers' Compensation												
18.1. Products Liability – Occurrence												
18.2. Products Liability – Claims-Made												
19.1. Private Passenger Auto No-Fault (Personal Injury Protection)												
19.2. Other Private Passenger Auto Liability												
19.3. Commercial Auto No-Fault (Personal Injury Protection)												
19.4. Other Commercial Auto Liability												
21.1. Private Passenger Auto Physical Damage												
21.2. Commercial Auto Physical Damage												
22. Aircraft (all perils)												
23. Fidelity												
24. Surety												
26. Burglary and Theft												
27. Boiler and Machinery												
28. Credit												
29. International												
30. Warranty												
31. Reins nonproportional assumed property	XXX	XXX	XXX	XXX	XXX	XXX	XXX	XXX	XXX	XXX	XXX	XXX
32. Reins nonproportional assumed liability	XXX	XXX	XXX	XXX	XXX	XXX	XXX	XXX	XXX	XXX	XXX	XXX
33. Reins nonproportional assumed financial lines	XXX	XXX	XXX	XXX	XXX	XXX	XXX	XXX	XXX	XXX	XXX	XXX
34. Aggregate Write-Ins for Other Lines of Business												
35. TOTAL (a)												
Details of Write-Ins												
3401.												
3402.												
3403.												
3498. Summary of remaining write-ins for Line 34 from overflow page												
3499. Totals (Lines 3401 through 3403 plus 3498) (Line 34 above)												

(a) Finance and service charges not included in Lines 1 to 35 \$
(b) For health business on indicated lines report: Number of persons insured under PPO managed care products and number of persons insured under indemnity only products



EXHIBIT OF PREMIUMS AND LOSSES
BUSINESS IN THE STATE OF ARIZONA DURING THE YEAR 2022

NAIC Group Code: 0215

NAIC Company Code: 10195

Line of Business	Gross Premiums, Including Policy and Membership Fees, Less Return Premiums and Premiums on Policies not Taken		3 Dividends Paid or Credited to Policyholders on Direct Business	4 Direct Unearned Premium Reserves	5 Direct Losses Paid (deducting salvage)	6 Direct Losses Incurred	7 Direct Losses Unpaid	8 Direct Defense and Cost Containment Expense Paid	9 Direct Defense and Cost Containment Expense Incurred	10 Direct Defense and Cost Containment Expense Unpaid	11 Commissions and Brokerage Expenses	12 Taxes, Licenses and Fees
	1 Direct Premiums Written	2 Direct Premiums Earned										
1. Fire												
2.1. Allied Lines												
2.2. Multiple Peril Crop												
2.3. Federal Flood												
2.4. Private Crop												
2.5. Private Flood												
3. Farmowners Multiple Peril												
4. Homeowners Multiple Peril												
5.1. Commercial Multiple Peril (Non-Liability Portion)												
5.2. Commercial Multiple Peril (Liability Portion)												
6. Mortgage Guaranty												
8. Ocean Marine												
9. Inland Marine												
10. Financial Guaranty												
11.1. Medical Professional Liability – Occurrence												
11.2. Medical Professional Liability – Claims-Made												
12. Earthquake												
13.1. Comprehensive (hospital and medical) ind (b)												
13.2. Comprehensive (hospital and medical) group (b)												
14. Credit A&H (Group and Individual)												
15.1. Vision Only (b)												
15.2. Dental Only (b)												
15.3. Disability Income (b)												
15.4. Medicare Supplement (b)												
15.5. Medicaid Title XIX (b)												
15.6. Medicare Title XVIII (b)												
15.7. Long-Term Care (b)												
15.8. Federal Employees Health Benefits Plan (b)												
15.9. Other Health (b)												
16. Workers' Compensation												
17.1. Other Liability—Occurrence												
17.2. Other Liability—Claims-Made												
17.3. Excess Workers' Compensation												
18.1. Products Liability – Occurrence												
18.2. Products Liability – Claims-Made												
19.1. Private Passenger Auto No-Fault (Personal Injury Protection)												
19.2. Other Private Passenger Auto Liability												
19.3. Commercial Auto No-Fault (Personal Injury Protection)												
19.4. Other Commercial Auto Liability												
21.1. Private Passenger Auto Physical Damage												
21.2. Commercial Auto Physical Damage												
22. Aircraft (all perils)												
23. Fidelity												
24. Surety												
26. Burglary and Theft												
27. Boiler and Machinery												
28. Credit												
29. International												
30. Warranty												
31. Reins nonproportional assumed property	XXX	XXX	XXX	XXX	XXX	XXX	XXX	XXX	XXX	XXX	XXX	XXX
32. Reins nonproportional assumed liability	XXX	XXX	XXX	XXX	XXX	XXX	XXX	XXX	XXX	XXX	XXX	XXX
33. Reins nonproportional assumed financial lines	XXX	XXX	XXX	XXX	XXX	XXX	XXX	XXX	XXX	XXX	XXX	XXX
34. Aggregate Write-Ins for Other Lines of Business												
35. TOTAL (a)												
Details of Write-Ins												
3401.												
3402.												
3403.												
3498. Summary of remaining write-ins for Line 34 from overflow page												
3499. Totals (Lines 3401 through 3403 plus 3498) (Line 34 above)												

(a) Finance and service charges not included in Lines 1 to 35 \$
(b) For health business on indicated lines report: Number of persons insured under PPO managed care products and number of persons insured under indemnity only products



EXHIBIT OF PREMIUMS AND LOSSES
BUSINESS IN THE STATE OF ARKANSAS DURING THE YEAR 2022

NAIC Group Code: 0215

NAIC Company Code: 10195

Line of Business	Gross Premiums, Including Policy and Membership Fees, Less Return Premiums and Premiums on Policies not Taken		3 Dividends Paid or Credited to Policyholders on Direct Business	4 Direct Unearned Premium Reserves	5 Direct Losses Paid (deducting salvage)	6 Direct Losses Incurred	7 Direct Losses Unpaid	8 Direct Defense and Cost Containment Expense Paid	9 Direct Defense and Cost Containment Expense Incurred	10 Direct Defense and Cost Containment Expense Unpaid	11 Commissions and Brokerage Expenses	12 Taxes, Licenses and Fees
	1 Direct Premiums Written	2 Direct Premiums Earned										
1. Fire												
2.1. Allied Lines												
2.2. Multiple Peril Crop												
2.3. Federal Flood												
2.4. Private Crop												
2.5. Private Flood												
3. Farmowners Multiple Peril												
4. Homeowners Multiple Peril												
5.1. Commercial Multiple Peril (Non-Liability Portion)												
5.2. Commercial Multiple Peril (Liability Portion)												
6. Mortgage Guaranty												
8. Ocean Marine												
9. Inland Marine												
10. Financial Guaranty												
11.1. Medical Professional Liability – Occurrence												
11.2. Medical Professional Liability – Claims-Made												
12. Earthquake												
13.1. Comprehensive (hospital and medical) ind (b)												
13.2. Comprehensive (hospital and medical) group (b)												
14. Credit A&H (Group and Individual)												
15.1. Vision Only (b)												
15.2. Dental Only (b)												
15.3. Disability Income (b)												
15.4. Medicare Supplement (b)												
15.5. Medicaid Title XIX (b)												
15.6. Medicare Title XVIII (b)												
15.7. Long-Term Care (b)												
15.8. Federal Employees Health Benefits Plan (b)												
15.9. Other Health (b)												
16. Workers' Compensation												
17.1. Other Liability—Occurrence												
17.2. Other Liability—Claims-Made												
17.3. Excess Workers' Compensation												
18.1. Products Liability – Occurrence												
18.2. Products Liability – Claims-Made												
19.1. Private Passenger Auto No-Fault (Personal Injury Protection)												
19.2. Other Private Passenger Auto Liability												
19.3. Commercial Auto No-Fault (Personal Injury Protection)												
19.4. Other Commercial Auto Liability												
21.1. Private Passenger Auto Physical Damage												
21.2. Commercial Auto Physical Damage												
22. Aircraft (all perils)												
23. Fidelity												
24. Surety												
26. Burglary and Theft												
27. Boiler and Machinery												
28. Credit												
29. International												
30. Warranty												
31. Reins nonproportional assumed property	XXX	XXX	XXX	XXX	XXX	XXX	XXX	XXX	XXX	XXX	XXX	XXX
32. Reins nonproportional assumed liability	XXX	XXX	XXX	XXX	XXX	XXX	XXX	XXX	XXX	XXX	XXX	XXX
33. Reins nonproportional assumed financial lines	XXX	XXX	XXX	XXX	XXX	XXX	XXX	XXX	XXX	XXX	XXX	XXX
34. Aggregate Write-Ins for Other Lines of Business												
35. TOTAL (a)												
Details of Write-Ins												
3401.												
3402.												
3403.												
3498. Summary of remaining write-ins for Line 34 from overflow page												
3499. Totals (Lines 3401 through 3403 plus 3498) (Line 34 above)												

(a) Finance and service charges not included in Lines 1 to 35 \$
(b) For health business on indicated lines report: Number of persons insured under PPO managed care products and number of persons insured under indemnity only products



EXHIBIT OF PREMIUMS AND LOSSES

BUSINESS IN THE STATE OF CALIFORNIA DURING THE YEAR 2022

NAIC Group Code: 0215

NAIC Company Code: 10195

Line of Business	Gross Premiums, Including Policy and Membership Fees, Less Return Premiums and Premiums on Policies not Taken		3 Dividends Paid or Credited to Policyholders on Direct Business	4 Direct Unearned Premium Reserves	5 Direct Losses Paid (deducting salvage)	6 Direct Losses Incurred	7 Direct Losses Unpaid	8 Direct Defense and Cost Containment Expense Paid	9 Direct Defense and Cost Containment Expense Incurred	10 Direct Defense and Cost Containment Expense Unpaid	11 Commissions and Brokerage Expenses	12 Taxes, Licenses and Fees
	1 Direct Premiums Written	2 Direct Premiums Earned										
1. Fire												
2.1. Allied Lines												
2.2. Multiple Peril Crop												
2.3. Federal Flood												
2.4. Private Crop												
2.5. Private Flood												
3. Farmowners Multiple Peril												
4. Homeowners Multiple Peril												
5.1. Commercial Multiple Peril (Non-Liability Portion)												
5.2. Commercial Multiple Peril (Liability Portion)												
6. Mortgage Guaranty												
8. Ocean Marine												
9. Inland Marine												
10. Financial Guaranty												
11.1. Medical Professional Liability – Occurrence												
11.2. Medical Professional Liability – Claims-Made												
12. Earthquake												
13.1. Comprehensive (hospital and medical) ind (b)												
13.2. Comprehensive (hospital and medical) group (b)												
14. Credit A&H (Group and Individual)												
15.1. Vision Only (b)												
15.2. Dental Only (b)												
15.3. Disability Income (b)												
15.4. Medicare Supplement (b)												
15.5. Medicaid Title XIX (b)												
15.6. Medicare Title XVIII (b)												
15.7. Long-Term Care (b)												
15.8. Federal Employees Health Benefits Plan (b)												
15.9. Other Health (b)												
16. Workers' Compensation												
17.1. Other Liability—Occurrence												
17.2. Other Liability—Claims-Made												
17.3. Excess Workers' Compensation												
18.1. Products Liability – Occurrence												
18.2. Products Liability – Claims-Made												
19.1. Private Passenger Auto No-Fault (Personal Injury Protection)												
19.2. Other Private Passenger Auto Liability												
19.3. Commercial Auto No-Fault (Personal Injury Protection)												
19.4. Other Commercial Auto Liability												
21.1. Private Passenger Auto Physical Damage												1,395
21.2. Commercial Auto Physical Damage												
22. Aircraft (all perils)												
23. Fidelity												
24. Surety												
26. Burglary and Theft												
27. Boiler and Machinery												
28. Credit												
29. International												
30. Warranty												
31. Reins nonproportional assumed property	XXX	XXX	XXX	XXX	XXX	XXX	XXX	XXX	XXX	XXX	XXX	XXX
32. Reins nonproportional assumed liability	XXX	XXX	XXX	XXX	XXX	XXX	XXX	XXX	XXX	XXX	XXX	XXX
33. Reins nonproportional assumed financial lines	XXX	XXX	XXX	XXX	XXX	XXX	XXX	XXX	XXX	XXX	XXX	XXX
34. Aggregate Write-Ins for Other Lines of Business												
35. TOTAL (a)												1,395
Details of Write-Ins												
3401.												
3402.												
3403.												
3498. Summary of remaining write-ins for Line 34 from overflow page												
3499. Totals (Lines 3401 through 3403 plus 3498) (Line 34 above)												

(a) Finance and service charges not included in Lines 1 to 35 \$
(b) For health business on indicated lines report: Number of persons insured under PPO managed care products and number of persons insured under indemnity only products



EXHIBIT OF PREMIUMS AND LOSSES
BUSINESS IN THE STATE OF COLORADO DURING THE YEAR 2022

NAIC Group Code: 0215

NAIC Company Code: 10195

Line of Business	Gross Premiums, Including Policy and Membership Fees, Less Return Premiums and Premiums on Policies not Taken		3 Dividends Paid or Credited to Policyholders on Direct Business	4 Direct Unearned Premium Reserves	5 Direct Losses Paid (deducting salvage)	6 Direct Losses Incurred	7 Direct Losses Unpaid	8 Direct Defense and Cost Containment Expense Paid	9 Direct Defense and Cost Containment Expense Incurred	10 Direct Defense and Cost Containment Expense Unpaid	11 Commissions and Brokerage Expenses	12 Taxes, Licenses and Fees
	1 Direct Premiums Written	2 Direct Premiums Earned										
1. Fire												
2.1. Allied Lines												
2.2. Multiple Peril Crop												
2.3. Federal Flood												
2.4. Private Crop												
2.5. Private Flood												
3. Farmowners Multiple Peril												
4. Homeowners Multiple Peril												
5.1. Commercial Multiple Peril (Non-Liability Portion)												
5.2. Commercial Multiple Peril (Liability Portion)												
6. Mortgage Guaranty												
8. Ocean Marine												
9. Inland Marine												
10. Financial Guaranty												
11.1. Medical Professional Liability – Occurrence												
11.2. Medical Professional Liability – Claims-Made												
12. Earthquake												
13.1. Comprehensive (hospital and medical) ind (b)												
13.2. Comprehensive (hospital and medical) group (b)												
14. Credit A&H (Group and Individual)												
15.1. Vision Only (b)												
15.2. Dental Only (b)												
15.3. Disability Income (b)												
15.4. Medicare Supplement (b)												
15.5. Medicaid Title XIX (b)												
15.6. Medicare Title XVIII (b)												
15.7. Long-Term Care (b)												
15.8. Federal Employees Health Benefits Plan (b)												
15.9. Other Health (b)												
16. Workers' Compensation												
17.1. Other Liability—Occurrence												
17.2. Other Liability—Claims-Made												
17.3. Excess Workers' Compensation												
18.1. Products Liability – Occurrence												
18.2. Products Liability – Claims-Made												
19.1. Private Passenger Auto No-Fault (Personal Injury Protection)												
19.2. Other Private Passenger Auto Liability												
19.3. Commercial Auto No-Fault (Personal Injury Protection)												
19.4. Other Commercial Auto Liability												
21.1. Private Passenger Auto Physical Damage												
21.2. Commercial Auto Physical Damage												
22. Aircraft (all perils)												
23. Fidelity												
24. Surety												
26. Burglary and Theft												
27. Boiler and Machinery												
28. Credit												
29. International												
30. Warranty												
31. Reins nonproportional assumed property	XXX	XXX	XXX	XXX	XXX	XXX	XXX	XXX	XXX	XXX	XXX	XXX
32. Reins nonproportional assumed liability	XXX	XXX	XXX	XXX	XXX	XXX	XXX	XXX	XXX	XXX	XXX	XXX
33. Reins nonproportional assumed financial lines	XXX	XXX	XXX	XXX	XXX	XXX	XXX	XXX	XXX	XXX	XXX	XXX
34. Aggregate Write-Ins for Other Lines of Business												
35. TOTAL (a)												
Details of Write-Ins												
3401.												
3402.												
3403.												
3498. Summary of remaining write-ins for Line 34 from overflow page												
3499. Totals (Lines 3401 through 3403 plus 3498) (Line 34 above)												

(a) Finance and service charges not included in Lines 1 to 35 \$
(b) For health business on indicated lines report: Number of persons insured under PPO managed care products and number of persons insured under indemnity only products



EXHIBIT OF PREMIUMS AND LOSSES
BUSINESS IN THE STATE OF CONNECTICUT DURING THE YEAR 2022

NAIC Group Code: 0215

NAIC Company Code: 10195

Line of Business	Gross Premiums, Including Policy and Membership Fees, Less Return Premiums and Premiums on Policies not Taken		3	4	5	6	7	8	9	10	11	12
	1	2										
	Direct Premiums Written	Direct Premiums Earned	Dividends Paid or Credited to Policyholders on Direct Business	Direct Unearned Premium Reserves	Direct Losses Paid (deducting salvage)	Direct Losses Incurred	Direct Losses Unpaid	Direct Defense and Cost Containment Expense Paid	Direct Defense and Cost Containment Expense Incurred	Direct Defense and Cost Containment Expense Unpaid	Commissions and Brokerage Expenses	Taxes, Licenses and Fees
1. Fire												
2.1. Allied Lines												
2.2. Multiple Peril Crop												
2.3. Federal Flood												
2.4. Private Crop												
2.5. Private Flood												
3. Farmowners Multiple Peril												
4. Homeowners Multiple Peril												
5.1. Commercial Multiple Peril (Non-Liability Portion)												
5.2. Commercial Multiple Peril (Liability Portion)												
6. Mortgage Guaranty												
8. Ocean Marine												
9. Inland Marine												
10. Financial Guaranty												
11.1. Medical Professional Liability – Occurrence												
11.2. Medical Professional Liability – Claims-Made												
12. Earthquake												
13.1. Comprehensive (hospital and medical) ind (b)												
13.2. Comprehensive (hospital and medical) group (b)												
14. Credit A&H (Group and Individual)												
15.1. Vision Only (b)												
15.2. Dental Only (b)												
15.3. Disability Income (b)												
15.4. Medicare Supplement (b)												
15.5. Medicaid Title XIX (b)												
15.6. Medicare Title XVIII (b)												
15.7. Long-Term Care (b)												
15.8. Federal Employees Health Benefits Plan (b)												
15.9. Other Health (b)												
16. Workers' Compensation												
17.1. Other Liability—Occurrence												
17.2. Other Liability—Claims-Made												
17.3. Excess Workers' Compensation												
18.1. Products Liability – Occurrence												
18.2. Products Liability – Claims-Made												
19.1. Private Passenger Auto No-Fault (Personal Injury Protection)												
19.2. Other Private Passenger Auto Liability												
19.3. Commercial Auto No-Fault (Personal Injury Protection)												
19.4. Other Commercial Auto Liability												
21.1. Private Passenger Auto Physical Damage												
21.2. Commercial Auto Physical Damage												
22. Aircraft (all perils)												
23. Fidelity												
24. Surety												
26. Burglary and Theft												
27. Boiler and Machinery												
28. Credit												
29. International												
30. Warranty												
31. Reins nonproportional assumed property	XXX	XXX	XXX	XXX	XXX	XXX	XXX	XXX	XXX	XXX	XXX	XXX
32. Reins nonproportional assumed liability	XXX	XXX	XXX	XXX	XXX	XXX	XXX	XXX	XXX	XXX	XXX	XXX
33. Reins nonproportional assumed financial lines	XXX	XXX	XXX	XXX	XXX	XXX	XXX	XXX	XXX	XXX	XXX	XXX
34. Aggregate Write-Ins for Other Lines of Business												
35. TOTAL (a)												
Details of Write-Ins												
3401.												
3402.												
3403.												
3498. Summary of remaining write-ins for Line 34 from overflow page												
3499. Totals (Lines 3401 through 3403 plus 3498) (Line 34 above)												

(a) Finance and service charges not included in Lines 1 to 35 \$
(b) For health business on indicated lines report: Number of persons insured under PPO managed care products and number of persons insured under indemnity only products



EXHIBIT OF PREMIUMS AND LOSSES
BUSINESS IN THE STATE OF DELAWARE DURING THE YEAR 2022

NAIC Group Code: 0215

NAIC Company Code: 10195

Line of Business	Gross Premiums, Including Policy and Membership Fees, Less Return Premiums and Premiums on Policies not Taken		3 Dividends Paid or Credited to Policyholders on Direct Business	4 Direct Unearned Premium Reserves	5 Direct Losses Paid (deducting salvage)	6 Direct Losses Incurred	7 Direct Losses Unpaid	8 Direct Defense and Cost Containment Expense Paid	9 Direct Defense and Cost Containment Expense Incurred	10 Direct Defense and Cost Containment Expense Unpaid	11 Commissions and Brokerage Expenses	12 Taxes, Licenses and Fees
	1 Direct Premiums Written	2 Direct Premiums Earned										
1. Fire												
2.1. Allied Lines												
2.2. Multiple Peril Crop												
2.3. Federal Flood												
2.4. Private Crop												
2.5. Private Flood												
3. Farmowners Multiple Peril												
4. Homeowners Multiple Peril												
5.1. Commercial Multiple Peril (Non-Liability Portion)												
5.2. Commercial Multiple Peril (Liability Portion)												
6. Mortgage Guaranty												
8. Ocean Marine												
9. Inland Marine												
10. Financial Guaranty												
11.1. Medical Professional Liability – Occurrence												
11.2. Medical Professional Liability – Claims-Made												
12. Earthquake												
13.1. Comprehensive (hospital and medical) ind (b)												
13.2. Comprehensive (hospital and medical) group (b)												
14. Credit A&H (Group and Individual)												
15.1. Vision Only (b)												
15.2. Dental Only (b)												
15.3. Disability Income (b)												
15.4. Medicare Supplement (b)												
15.5. Medicaid Title XIX (b)												
15.6. Medicare Title XVIII (b)												
15.7. Long-Term Care (b)												
15.8. Federal Employees Health Benefits Plan (b)												
15.9. Other Health (b)												
16. Workers' Compensation												
17.1. Other Liability—Occurrence												
17.2. Other Liability—Claims-Made												
17.3. Excess Workers' Compensation												
18.1. Products Liability – Occurrence												
18.2. Products Liability – Claims-Made												
19.1. Private Passenger Auto No-Fault (Personal Injury Protection)												
19.2. Other Private Passenger Auto Liability												
19.3. Commercial Auto No-Fault (Personal Injury Protection)												
19.4. Other Commercial Auto Liability												
21.1. Private Passenger Auto Physical Damage												
21.2. Commercial Auto Physical Damage												
22. Aircraft (all perils)												
23. Fidelity												
24. Surety												
26. Burglary and Theft												
27. Boiler and Machinery												
28. Credit												
29. International												
30. Warranty												
31. Reins nonproportional assumed property	XXX	XXX	XXX	XXX	XXX	XXX	XXX	XXX	XXX	XXX	XXX	XXX
32. Reins nonproportional assumed liability	XXX	XXX	XXX	XXX	XXX	XXX	XXX	XXX	XXX	XXX	XXX	XXX
33. Reins nonproportional assumed financial lines	XXX	XXX	XXX	XXX	XXX	XXX	XXX	XXX	XXX	XXX	XXX	XXX
34. Aggregate Write-Ins for Other Lines of Business												
35. TOTAL (a)												
Details of Write-Ins												
3401.												
3402.												
3403.												
3498. Summary of remaining write-ins for Line 34 from overflow page												
3499. Totals (Lines 3401 through 3403 plus 3498) (Line 34 above)												

(a) Finance and service charges not included in Lines 1 to 35 \$
(b) For health business on indicated lines report: Number of persons insured under PPO managed care products and number of persons insured under indemnity only products



EXHIBIT OF PREMIUMS AND LOSSES
BUSINESS IN THE STATE OF DISTRICT OF COLUMBIA DURING THE YEAR 2022

NAIC Group Code: 0215

NAIC Company Code: 10195

Line of Business	Gross Premiums, Including Policy and Membership Fees, Less Return Premiums and Premiums on Policies not Taken		3	4	5	6	7	8	9	10	11	12
	1	2										
	Direct Premiums Written	Direct Premiums Earned	Dividends Paid or Credited to Policyholders on Direct Business	Direct Unearned Premium Reserves	Direct Losses Paid (deducting salvage)	Direct Losses Incurred	Direct Losses Unpaid	Direct Defense and Cost Containment Expense Paid	Direct Defense and Cost Containment Expense Incurred	Direct Defense and Cost Containment Expense Unpaid	Commissions and Brokerage Expenses	Taxes, Licenses and Fees
1. Fire												
2.1. Allied Lines												
2.2. Multiple Peril Crop												
2.3. Federal Flood												
2.4. Private Crop												
2.5. Private Flood												
3. Farmowners Multiple Peril												
4. Homeowners Multiple Peril												
5.1. Commercial Multiple Peril (Non-Liability Portion)												
5.2. Commercial Multiple Peril (Liability Portion)												
6. Mortgage Guaranty												
8. Ocean Marine												
9. Inland Marine												
10. Financial Guaranty												
11.1. Medical Professional Liability – Occurrence												
11.2. Medical Professional Liability – Claims-Made												
12. Earthquake												
13.1. Comprehensive (hospital and medical) ind (b)												
13.2. Comprehensive (hospital and medical) group (b)												
14. Credit A&H (Group and Individual)												
15.1. Vision Only (b)												
15.2. Dental Only (b)												
15.3. Disability Income (b)												
15.4. Medicare Supplement (b)												
15.5. Medicaid Title XIX (b)												
15.6. Medicare Title XVIII (b)												
15.7. Long-Term Care (b)												
15.8. Federal Employees Health Benefits Plan (b)												
15.9. Other Health (b)												
16. Workers' Compensation												
17.1. Other Liability—Occurrence												
17.2. Other Liability—Claims-Made												
17.3. Excess Workers' Compensation												
18.1. Products Liability – Occurrence												
18.2. Products Liability – Claims-Made												
19.1. Private Passenger Auto No-Fault (Personal Injury Protection)												
19.2. Other Private Passenger Auto Liability												
19.3. Commercial Auto No-Fault (Personal Injury Protection)												
19.4. Other Commercial Auto Liability												
21.1. Private Passenger Auto Physical Damage												
21.2. Commercial Auto Physical Damage												
22. Aircraft (all perils)												
23. Fidelity												
24. Surety												
26. Burglary and Theft												
27. Boiler and Machinery												
28. Credit												
29. International												
30. Warranty												
31. Reins nonproportional assumed property	XXX	XXX	XXX	XXX	XXX	XXX	XXX	XXX	XXX	XXX	XXX	XXX
32. Reins nonproportional assumed liability	XXX	XXX	XXX	XXX	XXX	XXX	XXX	XXX	XXX	XXX	XXX	XXX
33. Reins nonproportional assumed financial lines	XXX	XXX	XXX	XXX	XXX	XXX	XXX	XXX	XXX	XXX	XXX	XXX
34. Aggregate Write-Ins for Other Lines of Business												
35. TOTAL (a)												
Details of Write-Ins												
3401.												
3402.												
3403.												
3498. Summary of remaining write-ins for Line 34 from overflow page												
3499. Totals (Lines 3401 through 3403 plus 3498) (Line 34 above)												

(a) Finance and service charges not included in Lines 1 to 35 \$
(b) For health business on indicated lines report: Number of persons insured under PPO managed care products and number of persons insured under indemnity only products



EXHIBIT OF PREMIUMS AND LOSSES
BUSINESS IN THE STATE OF FLORIDA DURING THE YEAR 2022

NAIC Group Code: 0215

NAIC Company Code: 10195

Line of Business	Gross Premiums, Including Policy and Membership Fees, Less Return Premiums and Premiums on Policies not Taken		3 Dividends Paid or Credited to Policyholders on Direct Business	4 Direct Unearned Premium Reserves	5 Direct Losses Paid (deducting salvage)	6 Direct Losses Incurred	7 Direct Losses Unpaid	8 Direct Defense and Cost Containment Expense Paid	9 Direct Defense and Cost Containment Expense Incurred	10 Direct Defense and Cost Containment Expense Unpaid	11 Commissions and Brokerage Expenses	12 Taxes, Licenses and Fees
	1 Direct Premiums Written	2 Direct Premiums Earned										
1. Fire												
2.1. Allied Lines												
2.2. Multiple Peril Crop												
2.3. Federal Flood												
2.4. Private Crop												
2.5. Private Flood												
3. Farmowners Multiple Peril												
4. Homeowners Multiple Peril												
5.1. Commercial Multiple Peril (Non-Liability Portion)												
5.2. Commercial Multiple Peril (Liability Portion)												
6. Mortgage Guaranty												
8. Ocean Marine												
9. Inland Marine												
10. Financial Guaranty												
11.1. Medical Professional Liability – Occurrence												
11.2. Medical Professional Liability – Claims-Made												
12. Earthquake												
13.1. Comprehensive (hospital and medical) ind (b)												
13.2. Comprehensive (hospital and medical) group (b)												
14. Credit A&H (Group and Individual)												
15.1. Vision Only (b)												
15.2. Dental Only (b)												
15.3. Disability Income (b)												
15.4. Medicare Supplement (b)												
15.5. Medicaid Title XIX (b)												
15.6. Medicare Title XVIII (b)												
15.7. Long-Term Care (b)												
15.8. Federal Employees Health Benefits Plan (b)												
15.9. Other Health (b)												
16. Workers' Compensation												
17.1. Other Liability—Occurrence												
17.2. Other Liability—Claims-Made												
17.3. Excess Workers' Compensation												
18.1. Products Liability – Occurrence												
18.2. Products Liability – Claims-Made												
19.1. Private Passenger Auto No-Fault (Personal Injury Protection)												
19.2. Other Private Passenger Auto Liability												
19.3. Commercial Auto No-Fault (Personal Injury Protection)												
19.4. Other Commercial Auto Liability												
21.1. Private Passenger Auto Physical Damage												
21.2. Commercial Auto Physical Damage												
22. Aircraft (all perils)												
23. Fidelity												
24. Surety												
26. Burglary and Theft												
27. Boiler and Machinery												
28. Credit												
29. International												
30. Warranty												
31. Reins nonproportional assumed property	XXX	XXX	XXX	XXX	XXX	XXX	XXX	XXX	XXX	XXX	XXX	XXX
32. Reins nonproportional assumed liability	XXX	XXX	XXX	XXX	XXX	XXX	XXX	XXX	XXX	XXX	XXX	XXX
33. Reins nonproportional assumed financial lines	XXX	XXX	XXX	XXX	XXX	XXX	XXX	XXX	XXX	XXX	XXX	XXX
34. Aggregate Write-Ins for Other Lines of Business												
35. TOTAL (a)												
Details of Write-Ins												
3401.												
3402.												
3403.												
3498. Summary of remaining write-ins for Line 34 from overflow page												
3499. Totals (Lines 3401 through 3403 plus 3498) (Line 34 above)												

(a) Finance and service charges not included in Lines 1 to 35 \$
(b) For health business on indicated lines report: Number of persons insured under PPO managed care products and number of persons insured under indemnity only products



EXHIBIT OF PREMIUMS AND LOSSES
BUSINESS IN THE STATE OF GEORGIA DURING THE YEAR 2022

NAIC Group Code: 0215

NAIC Company Code: 10195

Line of Business	Gross Premiums, Including Policy and Membership Fees, Less Return Premiums and Premiums on Policies not Taken		3 Dividends Paid or Credited to Policyholders on Direct Business	4 Direct Unearned Premium Reserves	5 Direct Losses Paid (deducting salvage)	6 Direct Losses Incurred	7 Direct Losses Unpaid	8 Direct Defense and Cost Containment Expense Paid	9 Direct Defense and Cost Containment Expense Incurred	10 Direct Defense and Cost Containment Expense Unpaid	11 Commissions and Brokerage Expenses	12 Taxes, Licenses and Fees
	1 Direct Premiums Written	2 Direct Premiums Earned										
1. Fire												
2.1. Allied Lines												
2.2. Multiple Peril Crop												
2.3. Federal Flood												
2.4. Private Crop												
2.5. Private Flood												
3. Farmowners Multiple Peril												
4. Homeowners Multiple Peril												
5.1. Commercial Multiple Peril (Non-Liability Portion)												
5.2. Commercial Multiple Peril (Liability Portion)												
6. Mortgage Guaranty												
8. Ocean Marine												
9. Inland Marine												
10. Financial Guaranty												
11.1. Medical Professional Liability – Occurrence												
11.2. Medical Professional Liability – Claims-Made												
12. Earthquake												
13.1. Comprehensive (hospital and medical) ind (b)												
13.2. Comprehensive (hospital and medical) group (b)												
14. Credit A&H (Group and Individual)												
15.1. Vision Only (b)												
15.2. Dental Only (b)												
15.3. Disability Income (b)												
15.4. Medicare Supplement (b)												
15.5. Medicaid Title XIX (b)												
15.6. Medicare Title XVIII (b)												
15.7. Long-Term Care (b)												
15.8. Federal Employees Health Benefits Plan (b)												
15.9. Other Health (b)												
16. Workers' Compensation												
17.1. Other Liability—Occurrence												
17.2. Other Liability—Claims-Made												
17.3. Excess Workers' Compensation												
18.1. Products Liability – Occurrence												
18.2. Products Liability – Claims-Made												
19.1. Private Passenger Auto No-Fault (Personal Injury Protection)												
19.2. Other Private Passenger Auto Liability												
19.3. Commercial Auto No-Fault (Personal Injury Protection)												
19.4. Other Commercial Auto Liability												
21.1. Private Passenger Auto Physical Damage												
21.2. Commercial Auto Physical Damage												
22. Aircraft (all perils)												
23. Fidelity												
24. Surety												
26. Burglary and Theft												
27. Boiler and Machinery												
28. Credit												
29. International												
30. Warranty												
31. Reins nonproportional assumed property	XXX	XXX	XXX	XXX	XXX	XXX	XXX	XXX	XXX	XXX	XXX	XXX
32. Reins nonproportional assumed liability	XXX	XXX	XXX	XXX	XXX	XXX	XXX	XXX	XXX	XXX	XXX	XXX
33. Reins nonproportional assumed financial lines	XXX	XXX	XXX	XXX	XXX	XXX	XXX	XXX	XXX	XXX	XXX	XXX
34. Aggregate Write-Ins for Other Lines of Business												
35. TOTAL (a)												
Details of Write-Ins												
3401.												
3402.												
3403.												
3498. Summary of remaining write-ins for Line 34 from overflow page												
3499. Totals (Lines 3401 through 3403 plus 3498) (Line 34 above)												

(a) Finance and service charges not included in Lines 1 to 35 \$
(b) For health business on indicated lines report: Number of persons insured under PPO managed care products and number of persons insured under indemnity only products



EXHIBIT OF PREMIUMS AND LOSSES
BUSINESS IN THE STATE OF HAWAII DURING THE YEAR 2022

NAIC Group Code: 0215

NAIC Company Code: 10195

Line of Business	Gross Premiums, Including Policy and Membership Fees, Less Return Premiums and Premiums on Policies not Taken		3 Dividends Paid or Credited to Policyholders on Direct Business	4 Direct Unearned Premium Reserves	5 Direct Losses Paid (deducting salvage)	6 Direct Losses Incurred	7 Direct Losses Unpaid	8 Direct Defense and Cost Containment Expense Paid	9 Direct Defense and Cost Containment Expense Incurred	10 Direct Defense and Cost Containment Expense Unpaid	11 Commissions and Brokerage Expenses	12 Taxes, Licenses and Fees
	1 Direct Premiums Written	2 Direct Premiums Earned										
1. Fire												
2.1. Allied Lines												
2.2. Multiple Peril Crop												
2.3. Federal Flood												
2.4. Private Crop												
2.5. Private Flood												
3. Farmowners Multiple Peril												
4. Homeowners Multiple Peril												
5.1. Commercial Multiple Peril (Non-Liability Portion)												
5.2. Commercial Multiple Peril (Liability Portion)												
6. Mortgage Guaranty												
8. Ocean Marine												
9. Inland Marine												
10. Financial Guaranty												
11.1. Medical Professional Liability – Occurrence												
11.2. Medical Professional Liability – Claims-Made												
12. Earthquake												
13.1. Comprehensive (hospital and medical) ind (b)												
13.2. Comprehensive (hospital and medical) group (b)												
14. Credit A&H (Group and Individual)												
15.1. Vision Only (b)												
15.2. Dental Only (b)												
15.3. Disability Income (b)												
15.4. Medicare Supplement (b)												
15.5. Medicaid Title XIX (b)												
15.6. Medicare Title XVIII (b)												
15.7. Long-Term Care (b)												
15.8. Federal Employees Health Benefits Plan (b)												
15.9. Other Health (b)												
16. Workers' Compensation												
17.1. Other Liability—Occurrence												
17.2. Other Liability—Claims-Made												
17.3. Excess Workers' Compensation												
18.1. Products Liability – Occurrence												
18.2. Products Liability – Claims-Made												
19.1. Private Passenger Auto No-Fault (Personal Injury Protection)												
19.2. Other Private Passenger Auto Liability												
19.3. Commercial Auto No-Fault (Personal Injury Protection)												
19.4. Other Commercial Auto Liability												
21.1. Private Passenger Auto Physical Damage												
21.2. Commercial Auto Physical Damage												
22. Aircraft (all perils)												
23. Fidelity												
24. Surety												
26. Burglary and Theft												
27. Boiler and Machinery												
28. Credit												
29. International												
30. Warranty												
31. Reins nonproportional assumed property	XXX	XXX	XXX	XXX	XXX	XXX	XXX	XXX	XXX	XXX	XXX	XXX
32. Reins nonproportional assumed liability	XXX	XXX	XXX	XXX	XXX	XXX	XXX	XXX	XXX	XXX	XXX	XXX
33. Reins nonproportional assumed financial lines	XXX	XXX	XXX	XXX	XXX	XXX	XXX	XXX	XXX	XXX	XXX	XXX
34. Aggregate Write-Ins for Other Lines of Business												
35. TOTAL (a)												
Details of Write-Ins												
3401.												
3402.												
3403.												
3498. Summary of remaining write-ins for Line 34 from overflow page												
3499. Totals (Lines 3401 through 3403 plus 3498) (Line 34 above)												

(a) Finance and service charges not included in Lines 1 to 35 \$
(b) For health business on indicated lines report: Number of persons insured under PPO managed care products and number of persons insured under indemnity only products



EXHIBIT OF PREMIUMS AND LOSSES
BUSINESS IN THE STATE OF IDAHO DURING THE YEAR 2022

NAIC Group Code: 0215

NAIC Company Code: 10195

Line of Business	Gross Premiums, Including Policy and Membership Fees, Less Return Premiums and Premiums on Policies not Taken		3 Dividends Paid or Credited to Policyholders on Direct Business	4 Direct Unearned Premium Reserves	5 Direct Losses Paid (deducting salvage)	6 Direct Losses Incurred	7 Direct Losses Unpaid	8 Direct Defense and Cost Containment Expense Paid	9 Direct Defense and Cost Containment Expense Incurred	10 Direct Defense and Cost Containment Expense Unpaid	11 Commissions and Brokerage Expenses	12 Taxes, Licenses and Fees
	1 Direct Premiums Written	2 Direct Premiums Earned										
1. Fire												
2.1. Allied Lines												
2.2. Multiple Peril Crop												
2.3. Federal Flood												
2.4. Private Crop												
2.5. Private Flood												
3. Farmowners Multiple Peril												
4. Homeowners Multiple Peril												
5.1. Commercial Multiple Peril (Non-Liability Portion)												
5.2. Commercial Multiple Peril (Liability Portion)												
6. Mortgage Guaranty												
8. Ocean Marine												
9. Inland Marine												
10. Financial Guaranty												
11.1. Medical Professional Liability – Occurrence												
11.2. Medical Professional Liability – Claims-Made												
12. Earthquake												
13.1. Comprehensive (hospital and medical) ind (b)												
13.2. Comprehensive (hospital and medical) group (b)												
14. Credit A&H (Group and Individual)												
15.1. Vision Only (b)												
15.2. Dental Only (b)												
15.3. Disability Income (b)												
15.4. Medicare Supplement (b)												
15.5. Medicaid Title XIX (b)												
15.6. Medicare Title XVIII (b)												
15.7. Long-Term Care (b)												
15.8. Federal Employees Health Benefits Plan (b)												
15.9. Other Health (b)												
16. Workers' Compensation												
17.1. Other Liability—Occurrence												
17.2. Other Liability—Claims-Made												
17.3. Excess Workers' Compensation												
18.1. Products Liability – Occurrence												
18.2. Products Liability – Claims-Made												
19.1. Private Passenger Auto No-Fault (Personal Injury Protection)												
19.2. Other Private Passenger Auto Liability												
19.3. Commercial Auto No-Fault (Personal Injury Protection)												
19.4. Other Commercial Auto Liability												
21.1. Private Passenger Auto Physical Damage												
21.2. Commercial Auto Physical Damage												
22. Aircraft (all perils)												
23. Fidelity												
24. Surety												
26. Burglary and Theft												
27. Boiler and Machinery												
28. Credit												
29. International												
30. Warranty												
31. Reins nonproportional assumed property	XXX	XXX	XXX	XXX	XXX	XXX	XXX	XXX	XXX	XXX	XXX	XXX
32. Reins nonproportional assumed liability	XXX	XXX	XXX	XXX	XXX	XXX	XXX	XXX	XXX	XXX	XXX	XXX
33. Reins nonproportional assumed financial lines	XXX	XXX	XXX	XXX	XXX	XXX	XXX	XXX	XXX	XXX	XXX	XXX
34. Aggregate Write-Ins for Other Lines of Business												
35. TOTAL (a)												
Details of Write-Ins												
3401.												
3402.												
3403.												
3498. Summary of remaining write-ins for Line 34 from overflow page												
3499. Totals (Lines 3401 through 3403 plus 3498) (Line 34 above)												

(a) Finance and service charges not included in Lines 1 to 35 \$
(b) For health business on indicated lines report: Number of persons insured under PPO managed care products and number of persons insured under indemnity only products



EXHIBIT OF PREMIUMS AND LOSSES
BUSINESS IN THE STATE OF ILLINOIS DURING THE YEAR 2022

NAIC Group Code: 0215

NAIC Company Code: 10195

Line of Business	Gross Premiums, Including Policy and Membership Fees, Less Return Premiums and Premiums on Policies not Taken		3 Dividends Paid or Credited to Policyholders on Direct Business	4 Direct Unearned Premium Reserves	5 Direct Losses Paid (deducting salvage)	6 Direct Losses Incurred	7 Direct Losses Unpaid	8 Direct Defense and Cost Containment Expense Paid	9 Direct Defense and Cost Containment Expense Incurred	10 Direct Defense and Cost Containment Expense Unpaid	11 Commissions and Brokerage Expenses	12 Taxes, Licenses and Fees
	1 Direct Premiums Written	2 Direct Premiums Earned										
1. Fire												
2.1. Allied Lines												
2.2. Multiple Peril Crop												
2.3. Federal Flood												
2.4. Private Crop												
2.5. Private Flood												
3. Farmowners Multiple Peril												
4. Homeowners Multiple Peril												
5.1. Commercial Multiple Peril (Non-Liability Portion)												
5.2. Commercial Multiple Peril (Liability Portion)												
6. Mortgage Guaranty												
8. Ocean Marine												
9. Inland Marine												
10. Financial Guaranty												
11.1. Medical Professional Liability – Occurrence												
11.2. Medical Professional Liability – Claims-Made												
12. Earthquake												
13.1. Comprehensive (hospital and medical) ind (b)												
13.2. Comprehensive (hospital and medical) group (b)												
14. Credit A&H (Group and Individual)												
15.1. Vision Only (b)												
15.2. Dental Only (b)												
15.3. Disability Income (b)												
15.4. Medicare Supplement (b)												
15.5. Medicaid Title XIX (b)												
15.6. Medicare Title XVIII (b)												
15.7. Long-Term Care (b)												
15.8. Federal Employees Health Benefits Plan (b)												
15.9. Other Health (b)												
16. Workers' Compensation												
17.1. Other Liability—Occurrence												
17.2. Other Liability—Claims-Made												
17.3. Excess Workers' Compensation												
18.1. Products Liability – Occurrence												
18.2. Products Liability – Claims-Made												
19.1. Private Passenger Auto No-Fault (Personal Injury Protection)												
19.2. Other Private Passenger Auto Liability												
19.3. Commercial Auto No-Fault (Personal Injury Protection)												
19.4. Other Commercial Auto Liability												
21.1. Private Passenger Auto Physical Damage												240
21.2. Commercial Auto Physical Damage												
22. Aircraft (all perils)												
23. Fidelity												
24. Surety												
26. Burglary and Theft												
27. Boiler and Machinery												
28. Credit												
29. International												
30. Warranty												
31. Reins nonproportional assumed property	XXX	XXX	XXX	XXX	XXX	XXX	XXX	XXX	XXX	XXX	XXX	XXX
32. Reins nonproportional assumed liability	XXX	XXX	XXX	XXX	XXX	XXX	XXX	XXX	XXX	XXX	XXX	XXX
33. Reins nonproportional assumed financial lines	XXX	XXX	XXX	XXX	XXX	XXX	XXX	XXX	XXX	XXX	XXX	XXX
34. Aggregate Write-Ins for Other Lines of Business												
35. TOTAL (a)												240
Details of Write-Ins												
3401.												
3402.												
3403.												
3498. Summary of remaining write-ins for Line 34 from overflow page												
3499. Totals (Lines 3401 through 3403 plus 3498) (Line 34 above)												

(a) Finance and service charges not included in Lines 1 to 35 \$
(b) For health business on indicated lines report: Number of persons insured under PPO managed care products and number of persons insured under indemnity only products



EXHIBIT OF PREMIUMS AND LOSSES
BUSINESS IN THE STATE OF INDIANA DURING THE YEAR 2022

NAIC Group Code: 0215

NAIC Company Code: 10195

Line of Business	Gross Premiums, Including Policy and Membership Fees, Less Return Premiums and Premiums on Policies not Taken		3 Dividends Paid or Credited to Policyholders on Direct Business	4 Direct Unearned Premium Reserves	5 Direct Losses Paid (deducting salvage)	6 Direct Losses Incurred	7 Direct Losses Unpaid	8 Direct Defense and Cost Containment Expense Paid	9 Direct Defense and Cost Containment Expense Incurred	10 Direct Defense and Cost Containment Expense Unpaid	11 Commissions and Brokerage Expenses	12 Taxes, Licenses and Fees
	1 Direct Premiums Written	2 Direct Premiums Earned										
1. Fire												
2.1. Allied Lines												
2.2. Multiple Peril Crop												
2.3. Federal Flood												
2.4. Private Crop												
2.5. Private Flood												
3. Farmowners Multiple Peril												
4. Homeowners Multiple Peril												
5.1. Commercial Multiple Peril (Non-Liability Portion)												
5.2. Commercial Multiple Peril (Liability Portion)												
6. Mortgage Guaranty												
8. Ocean Marine												
9. Inland Marine												
10. Financial Guaranty												
11.1. Medical Professional Liability – Occurrence												
11.2. Medical Professional Liability – Claims-Made												
12. Earthquake												
13.1. Comprehensive (hospital and medical) ind (b)												
13.2. Comprehensive (hospital and medical) group (b)												
14. Credit A&H (Group and Individual)												
15.1. Vision Only (b)												
15.2. Dental Only (b)												
15.3. Disability Income (b)												
15.4. Medicare Supplement (b)												
15.5. Medicaid Title XIX (b)												
15.6. Medicare Title XVIII (b)												
15.7. Long-Term Care (b)												
15.8. Federal Employees Health Benefits Plan (b)												
15.9. Other Health (b)												
16. Workers' Compensation												
17.1. Other Liability—Occurrence												
17.2. Other Liability—Claims-Made												
17.3. Excess Workers' Compensation												
18.1. Products Liability – Occurrence												
18.2. Products Liability – Claims-Made												
19.1. Private Passenger Auto No-Fault (Personal Injury Protection)												
19.2. Other Private Passenger Auto Liability												
19.3. Commercial Auto No-Fault (Personal Injury Protection)												
19.4. Other Commercial Auto Liability												
21.1. Private Passenger Auto Physical Damage												
21.2. Commercial Auto Physical Damage												
22. Aircraft (all perils)												
23. Fidelity												
24. Surety												
26. Burglary and Theft												
27. Boiler and Machinery												
28. Credit												
29. International												
30. Warranty												
31. Reins nonproportional assumed property	XXX	XXX	XXX	XXX	XXX	XXX	XXX	XXX	XXX	XXX	XXX	XXX
32. Reins nonproportional assumed liability	XXX	XXX	XXX	XXX	XXX	XXX	XXX	XXX	XXX	XXX	XXX	XXX
33. Reins nonproportional assumed financial lines	XXX	XXX	XXX	XXX	XXX	XXX	XXX	XXX	XXX	XXX	XXX	XXX
34. Aggregate Write-Ins for Other Lines of Business												
35. TOTAL (a)												
Details of Write-Ins												
3401.												
3402.												
3403.												
3498. Summary of remaining write-ins for Line 34 from overflow page												
3499. Totals (Lines 3401 through 3403 plus 3498) (Line 34 above)												

(a) Finance and service charges not included in Lines 1 to 35 \$
(b) For health business on indicated lines report: Number of persons insured under PPO managed care products and number of persons insured under indemnity only products



EXHIBIT OF PREMIUMS AND LOSSES

BUSINESS IN THE STATE OF IOWA DURING THE YEAR 2022

NAIC Group Code: 0215

NAIC Company Code: 10195

Line of Business	Gross Premiums, Including Policy and Membership Fees, Less Return Premiums and Premiums on Policies not Taken		3 Dividends Paid or Credited to Policyholders on Direct Business	4 Direct Unearned Premium Reserves	5 Direct Losses Paid (deducting salvage)	6 Direct Losses Incurred	7 Direct Losses Unpaid	8 Direct Defense and Cost Containment Expense Paid	9 Direct Defense and Cost Containment Expense Incurred	10 Direct Defense and Cost Containment Expense Unpaid	11 Commissions and Brokerage Expenses	12 Taxes, Licenses and Fees
	1 Direct Premiums Written	2 Direct Premiums Earned										
1. Fire												
2.1. Allied Lines												
2.2. Multiple Peril Crop												
2.3. Federal Flood												
2.4. Private Crop												
2.5. Private Flood												
3. Farmowners Multiple Peril												
4. Homeowners Multiple Peril												
5.1. Commercial Multiple Peril (Non-Liability Portion)												
5.2. Commercial Multiple Peril (Liability Portion)												
6. Mortgage Guaranty												
8. Ocean Marine												
9. Inland Marine												
10. Financial Guaranty												
11.1. Medical Professional Liability – Occurrence												
11.2. Medical Professional Liability – Claims-Made												
12. Earthquake												
13.1. Comprehensive (hospital and medical) ind (b)												
13.2. Comprehensive (hospital and medical) group (b)												
14. Credit A&H (Group and Individual)												
15.1. Vision Only (b)												
15.2. Dental Only (b)												
15.3. Disability Income (b)												
15.4. Medicare Supplement (b)												
15.5. Medicaid Title XIX (b)												
15.6. Medicare Title XVIII (b)												
15.7. Long-Term Care (b)												
15.8. Federal Employees Health Benefits Plan (b)												
15.9. Other Health (b)												
16. Workers' Compensation												
17.1. Other Liability—Occurrence												
17.2. Other Liability—Claims-Made												
17.3. Excess Workers' Compensation												
18.1. Products Liability – Occurrence												
18.2. Products Liability – Claims-Made												
19.1. Private Passenger Auto No-Fault (Personal Injury Protection)												
19.2. Other Private Passenger Auto Liability												
19.3. Commercial Auto No-Fault (Personal Injury Protection)												
19.4. Other Commercial Auto Liability												
21.1. Private Passenger Auto Physical Damage												
21.2. Commercial Auto Physical Damage												
22. Aircraft (all perils)												
23. Fidelity												
24. Surety												
26. Burglary and Theft												
27. Boiler and Machinery												
28. Credit												
29. International												
30. Warranty												
31. Reins nonproportional assumed property	XXX	XXX	XXX	XXX	XXX	XXX	XXX	XXX	XXX	XXX	XXX	XXX
32. Reins nonproportional assumed liability	XXX	XXX	XXX	XXX	XXX	XXX	XXX	XXX	XXX	XXX	XXX	XXX
33. Reins nonproportional assumed financial lines	XXX	XXX	XXX	XXX	XXX	XXX	XXX	XXX	XXX	XXX	XXX	XXX
34. Aggregate Write-Ins for Other Lines of Business												
35. TOTAL (a)												
Details of Write-Ins												
3401.												
3402.												
3403.												
3498. Summary of remaining write-ins for Line 34 from overflow page												
3499. Totals (Lines 3401 through 3403 plus 3498) (Line 34 above)												

(a) Finance and service charges not included in Lines 1 to 35 \$
(b) For health business on indicated lines report: Number of persons insured under PPO managed care products and number of persons insured under indemnity only products



EXHIBIT OF PREMIUMS AND LOSSES
BUSINESS IN THE STATE OF KANSAS DURING THE YEAR 2022

NAIC Group Code: 0215

NAIC Company Code: 10195

Line of Business	Gross Premiums, Including Policy and Membership Fees, Less Return Premiums and Premiums on Policies not Taken		3 Dividends Paid or Credited to Policyholders on Direct Business	4 Direct Unearned Premium Reserves	5 Direct Losses Paid (deducting salvage)	6 Direct Losses Incurred	7 Direct Losses Unpaid	8 Direct Defense and Cost Containment Expense Paid	9 Direct Defense and Cost Containment Expense Incurred	10 Direct Defense and Cost Containment Expense Unpaid	11 Commissions and Brokerage Expenses	12 Taxes, Licenses and Fees
	1 Direct Premiums Written	2 Direct Premiums Earned										
1. Fire												
2.1. Allied Lines												
2.2. Multiple Peril Crop												
2.3. Federal Flood												
2.4. Private Crop												
2.5. Private Flood												
3. Farmowners Multiple Peril												
4. Homeowners Multiple Peril												
5.1. Commercial Multiple Peril (Non-Liability Portion)												
5.2. Commercial Multiple Peril (Liability Portion)												
6. Mortgage Guaranty												
8. Ocean Marine												
9. Inland Marine												
10. Financial Guaranty												
11.1. Medical Professional Liability – Occurrence												
11.2. Medical Professional Liability – Claims-Made												
12. Earthquake												
13.1. Comprehensive (hospital and medical) ind (b)												
13.2. Comprehensive (hospital and medical) group (b)												
14. Credit A&H (Group and Individual)												
15.1. Vision Only (b)												
15.2. Dental Only (b)												
15.3. Disability Income (b)												
15.4. Medicare Supplement (b)												
15.5. Medicaid Title XIX (b)												
15.6. Medicare Title XVIII (b)												
15.7. Long-Term Care (b)												
15.8. Federal Employees Health Benefits Plan (b)												
15.9. Other Health (b)												
16. Workers' Compensation												
17.1. Other Liability—Occurrence												
17.2. Other Liability—Claims-Made												
17.3. Excess Workers' Compensation												
18.1. Products Liability – Occurrence												
18.2. Products Liability – Claims-Made												
19.1. Private Passenger Auto No-Fault (Personal Injury Protection)												
19.2. Other Private Passenger Auto Liability												
19.3. Commercial Auto No-Fault (Personal Injury Protection)												
19.4. Other Commercial Auto Liability												
21.1. Private Passenger Auto Physical Damage												
21.2. Commercial Auto Physical Damage												
22. Aircraft (all perils)												
23. Fidelity												
24. Surety												
26. Burglary and Theft												
27. Boiler and Machinery												
28. Credit												
29. International												
30. Warranty												
31. Reins nonproportional assumed property	XXX	XXX	XXX	XXX	XXX	XXX	XXX	XXX	XXX	XXX	XXX	XXX
32. Reins nonproportional assumed liability	XXX	XXX	XXX	XXX	XXX	XXX	XXX	XXX	XXX	XXX	XXX	XXX
33. Reins nonproportional assumed financial lines	XXX	XXX	XXX	XXX	XXX	XXX	XXX	XXX	XXX	XXX	XXX	XXX
34. Aggregate Write-Ins for Other Lines of Business												
35. TOTAL (a)												
Details of Write-Ins												
3401.												
3402.												
3403.												
3498. Summary of remaining write-ins for Line 34 from overflow page												
3499. Totals (Lines 3401 through 3403 plus 3498) (Line 34 above)												

(a) Finance and service charges not included in Lines 1 to 35 \$
(b) For health business on indicated lines report: Number of persons insured under PPO managed care products and number of persons insured under indemnity only products



EXHIBIT OF PREMIUMS AND LOSSES
BUSINESS IN THE STATE OF KENTUCKY DURING THE YEAR 2022

NAIC Group Code: 0215

NAIC Company Code: 10195

Line of Business	Gross Premiums, Including Policy and Membership Fees, Less Return Premiums and Premiums on Policies not Taken		3 Dividends Paid or Credited to Policyholders on Direct Business	4 Direct Unearned Premium Reserves	5 Direct Losses Paid (deducting salvage)	6 Direct Losses Incurred	7 Direct Losses Unpaid	8 Direct Defense and Cost Containment Expense Paid	9 Direct Defense and Cost Containment Expense Incurred	10 Direct Defense and Cost Containment Expense Unpaid	11 Commissions and Brokerage Expenses	12 Taxes, Licenses and Fees
	1 Direct Premiums Written	2 Direct Premiums Earned										
1. Fire												
2.1. Allied Lines												
2.2. Multiple Peril Crop												
2.3. Federal Flood												
2.4. Private Crop												
2.5. Private Flood												
3. Farmowners Multiple Peril												
4. Homeowners Multiple Peril												
5.1. Commercial Multiple Peril (Non-Liability Portion)												
5.2. Commercial Multiple Peril (Liability Portion)												
6. Mortgage Guaranty												
8. Ocean Marine												
9. Inland Marine												
10. Financial Guaranty												
11.1. Medical Professional Liability — Occurrence												
11.2. Medical Professional Liability — Claims-Made												
12. Earthquake												
13.1. Comprehensive (hospital and medical) ind (b)												
13.2. Comprehensive (hospital and medical) group (b)												
14. Credit A&H (Group and Individual)												
15.1. Vision Only (b)												
15.2. Dental Only (b)												
15.3. Disability Income (b)												
15.4. Medicare Supplement (b)												
15.5. Medicaid Title XIX (b)												
15.6. Medicare Title XVIII (b)												
15.7. Long-Term Care (b)												
15.8. Federal Employees Health Benefits Plan (b)												
15.9. Other Health (b)												
16. Workers' Compensation												
17.1. Other Liability—Occurrence												
17.2. Other Liability—Claims-Made												
17.3. Excess Workers' Compensation												
18.1. Products Liability — Occurrence												
18.2. Products Liability — Claims-Made												
19.1. Private Passenger Auto No-Fault (Personal Injury Protection)												
19.2. Other Private Passenger Auto Liability												
19.3. Commercial Auto No-Fault (Personal Injury Protection)												
19.4. Other Commercial Auto Liability												
21.1. Private Passenger Auto Physical Damage												
21.2. Commercial Auto Physical Damage												
22. Aircraft (all perils)												
23. Fidelity												
24. Surety												
26. Burglary and Theft												
27. Boiler and Machinery												
28. Credit												
29. International												
30. Warranty												
31. Reins nonproportional assumed property	XXX	XXX	XXX	XXX	XXX	XXX	XXX	XXX	XXX	XXX	XXX	XXX
32. Reins nonproportional assumed liability	XXX	XXX	XXX	XXX	XXX	XXX	XXX	XXX	XXX	XXX	XXX	XXX
33. Reins nonproportional assumed financial lines	XXX	XXX	XXX	XXX	XXX	XXX	XXX	XXX	XXX	XXX	XXX	XXX
34. Aggregate Write-Ins for Other Lines of Business												
35. TOTAL (a)												
Details of Write-Ins												
3401.												
3402.												
3403.												
3498. Summary of remaining write-ins for Line 34 from overflow page												
3499. Totals (Lines 3401 through 3403 plus 3498) (Line 34 above)												

(a) Finance and service charges not included in Lines 1 to 35 \$
(b) For health business on indicated lines report: Number of persons insured under PPO managed care products and number of persons insured under indemnity only products



EXHIBIT OF PREMIUMS AND LOSSES
BUSINESS IN THE STATE OF LOUISIANA DURING THE YEAR 2022

NAIC Group Code: 0215

NAIC Company Code: 10195

Line of Business	Gross Premiums, Including Policy and Membership Fees, Less Return Premiums and Premiums on Policies not Taken		3	4	5	6	7	8	9	10	11	12
	1	2										
	Direct Premiums Written	Direct Premiums Earned	Dividends Paid or Credited to Policyholders on Direct Business	Direct Unearned Premium Reserves	Direct Losses Paid (deducting salvage)	Direct Losses Incurred	Direct Losses Unpaid	Direct Defense and Cost Containment Expense Paid	Direct Defense and Cost Containment Expense Incurred	Direct Defense and Cost Containment Expense Unpaid	Commissions and Brokerage Expenses	Taxes, Licenses and Fees
1. Fire												
2.1. Allied Lines												
2.2. Multiple Peril Crop												
2.3. Federal Flood												
2.4. Private Crop												
2.5. Private Flood												
3. Farmowners Multiple Peril												
4. Homeowners Multiple Peril												
5.1. Commercial Multiple Peril (Non-Liability Portion)												
5.2. Commercial Multiple Peril (Liability Portion)												
6. Mortgage Guaranty												
8. Ocean Marine												
9. Inland Marine												
10. Financial Guaranty												
11.1. Medical Professional Liability – Occurrence												
11.2. Medical Professional Liability – Claims-Made												
12. Earthquake												
13.1. Comprehensive (hospital and medical) ind (b)												
13.2. Comprehensive (hospital and medical) group (b)												
14. Credit A&H (Group and Individual)												
15.1. Vision Only (b)												
15.2. Dental Only (b)												
15.3. Disability Income (b)												
15.4. Medicare Supplement (b)												
15.5. Medicaid Title XIX (b)												
15.6. Medicare Title XVIII (b)												
15.7. Long-Term Care (b)												
15.8. Federal Employees Health Benefits Plan (b)												
15.9. Other Health (b)												
16. Workers' Compensation												
17.1. Other Liability—Occurrence												
17.2. Other Liability—Claims-Made												
17.3. Excess Workers' Compensation												
18.1. Products Liability – Occurrence												
18.2. Products Liability – Claims-Made												
19.1. Private Passenger Auto No-Fault (Personal Injury Protection)												
19.2. Other Private Passenger Auto Liability												
19.3. Commercial Auto No-Fault (Personal Injury Protection)												
19.4. Other Commercial Auto Liability												
21.1. Private Passenger Auto Physical Damage												
21.2. Commercial Auto Physical Damage												
22. Aircraft (all perils)												
23. Fidelity												
24. Surety												
26. Burglary and Theft												
27. Boiler and Machinery												
28. Credit												
29. International												
30. Warranty												
31. Reins nonproportional assumed property	XXX	XXX	XXX	XXX	XXX	XXX	XXX	XXX	XXX	XXX	XXX	XXX
32. Reins nonproportional assumed liability	XXX	XXX	XXX	XXX	XXX	XXX	XXX	XXX	XXX	XXX	XXX	XXX
33. Reins nonproportional assumed financial lines	XXX	XXX	XXX	XXX	XXX	XXX	XXX	XXX	XXX	XXX	XXX	XXX
34. Aggregate Write-Ins for Other Lines of Business												
35. TOTAL (a)												
Details of Write-Ins												
3401.												
3402.												
3403.												
3498. Summary of remaining write-ins for Line 34 from overflow page												
3499. Totals (Lines 3401 through 3403 plus 3498) (Line 34 above)												

(a) Finance and service charges not included in Lines 1 to 35 \$
(b) For health business on indicated lines report: Number of persons insured under PPO managed care products and number of persons insured under indemnity only products



EXHIBIT OF PREMIUMS AND LOSSES
BUSINESS IN THE STATE OF MAINE DURING THE YEAR 2022

NAIC Group Code: 0215

NAIC Company Code: 10195

Line of Business	Gross Premiums, Including Policy and Membership Fees, Less Return Premiums and Premiums on Policies not Taken		3 Dividends Paid or Credited to Policyholders on Direct Business	4 Direct Unearned Premium Reserves	5 Direct Losses Paid (deducting salvage)	6 Direct Losses Incurred	7 Direct Losses Unpaid	8 Direct Defense and Cost Containment Expense Paid	9 Direct Defense and Cost Containment Expense Incurred	10 Direct Defense and Cost Containment Expense Unpaid	11 Commissions and Brokerage Expenses	12 Taxes, Licenses and Fees
	1 Direct Premiums Written	2 Direct Premiums Earned										
1. Fire												
2.1. Allied Lines												
2.2. Multiple Peril Crop												
2.3. Federal Flood												
2.4. Private Crop												
2.5. Private Flood												
3. Farmowners Multiple Peril												
4. Homeowners Multiple Peril												
5.1. Commercial Multiple Peril (Non-Liability Portion)												
5.2. Commercial Multiple Peril (Liability Portion)												
6. Mortgage Guaranty												
8. Ocean Marine												
9. Inland Marine												
10. Financial Guaranty												
11.1. Medical Professional Liability – Occurrence												
11.2. Medical Professional Liability – Claims-Made												
12. Earthquake												
13.1. Comprehensive (hospital and medical) ind (b)												
13.2. Comprehensive (hospital and medical) group (b)												
14. Credit A&H (Group and Individual)												
15.1. Vision Only (b)												
15.2. Dental Only (b)												
15.3. Disability Income (b)												
15.4. Medicare Supplement (b)												
15.5. Medicaid Title XIX (b)												
15.6. Medicare Title XVIII (b)												
15.7. Long-Term Care (b)												
15.8. Federal Employees Health Benefits Plan (b)												
15.9. Other Health (b)												
16. Workers' Compensation												
17.1. Other Liability—Occurrence												
17.2. Other Liability—Claims-Made												
17.3. Excess Workers' Compensation												
18.1. Products Liability – Occurrence												
18.2. Products Liability – Claims-Made												
19.1. Private Passenger Auto No-Fault (Personal Injury Protection)												
19.2. Other Private Passenger Auto Liability												
19.3. Commercial Auto No-Fault (Personal Injury Protection)												
19.4. Other Commercial Auto Liability												
21.1. Private Passenger Auto Physical Damage												
21.2. Commercial Auto Physical Damage												
22. Aircraft (all perils)												
23. Fidelity												
24. Surety												
26. Burglary and Theft												
27. Boiler and Machinery												
28. Credit												
29. International												
30. Warranty												
31. Reins nonproportional assumed property	XXX	XXX	XXX	XXX	XXX	XXX	XXX	XXX	XXX	XXX	XXX	XXX
32. Reins nonproportional assumed liability	XXX	XXX	XXX	XXX	XXX	XXX	XXX	XXX	XXX	XXX	XXX	XXX
33. Reins nonproportional assumed financial lines	XXX	XXX	XXX	XXX	XXX	XXX	XXX	XXX	XXX	XXX	XXX	XXX
34. Aggregate Write-Ins for Other Lines of Business												
35. TOTAL (a)												
Details of Write-Ins												
3401.												
3402.												
3403.												
3498. Summary of remaining write-ins for Line 34 from overflow page												
3499. Totals (Lines 3401 through 3403 plus 3498) (Line 34 above)												

(a) Finance and service charges not included in Lines 1 to 35 \$
(b) For health business on indicated lines report: Number of persons insured under PPO managed care products and number of persons insured under indemnity only products



EXHIBIT OF PREMIUMS AND LOSSES
BUSINESS IN THE STATE OF MARYLAND DURING THE YEAR 2022

NAIC Group Code: 0215

NAIC Company Code: 10195

Line of Business	Gross Premiums, Including Policy and Membership Fees, Less Return Premiums and Premiums on Policies not Taken		3 Dividends Paid or Credited to Policyholders on Direct Business	4 Direct Unearned Premium Reserves	5 Direct Losses Paid (deducting salvage)	6 Direct Losses Incurred	7 Direct Losses Unpaid	8 Direct Defense and Cost Containment Expense Paid	9 Direct Defense and Cost Containment Expense Incurred	10 Direct Defense and Cost Containment Expense Unpaid	11 Commissions and Brokerage Expenses	12 Taxes, Licenses and Fees
	1 Direct Premiums Written	2 Direct Premiums Earned										
1. Fire												
2.1. Allied Lines												
2.2. Multiple Peril Crop												
2.3. Federal Flood												
2.4. Private Crop												
2.5. Private Flood												
3. Farmowners Multiple Peril												
4. Homeowners Multiple Peril												
5.1. Commercial Multiple Peril (Non-Liability Portion)												
5.2. Commercial Multiple Peril (Liability Portion)												
6. Mortgage Guaranty												
8. Ocean Marine												
9. Inland Marine												
10. Financial Guaranty												
11.1. Medical Professional Liability – Occurrence												
11.2. Medical Professional Liability – Claims-Made												
12. Earthquake												
13.1. Comprehensive (hospital and medical) ind (b)												
13.2. Comprehensive (hospital and medical) group (b)												
14. Credit A&H (Group and Individual)												
15.1. Vision Only (b)												
15.2. Dental Only (b)												
15.3. Disability Income (b)												
15.4. Medicare Supplement (b)												
15.5. Medicaid Title XIX (b)												
15.6. Medicare Title XVIII (b)												
15.7. Long-Term Care (b)												
15.8. Federal Employees Health Benefits Plan (b)												
15.9. Other Health (b)												
16. Workers' Compensation												
17.1. Other Liability—Occurrence												
17.2. Other Liability—Claims-Made												
17.3. Excess Workers' Compensation												
18.1. Products Liability – Occurrence												
18.2. Products Liability – Claims-Made												
19.1. Private Passenger Auto No-Fault (Personal Injury Protection)												
19.2. Other Private Passenger Auto Liability												
19.3. Commercial Auto No-Fault (Personal Injury Protection)												
19.4. Other Commercial Auto Liability												
21.1. Private Passenger Auto Physical Damage												
21.2. Commercial Auto Physical Damage												
22. Aircraft (all perils)												
23. Fidelity												
24. Surety												
26. Burglary and Theft												
27. Boiler and Machinery												
28. Credit												
29. International												
30. Warranty												
31. Reins nonproportional assumed property	XXX	XXX	XXX	XXX	XXX	XXX	XXX	XXX	XXX	XXX	XXX	XXX
32. Reins nonproportional assumed liability	XXX	XXX	XXX	XXX	XXX	XXX	XXX	XXX	XXX	XXX	XXX	XXX
33. Reins nonproportional assumed financial lines	XXX	XXX	XXX	XXX	XXX	XXX	XXX	XXX	XXX	XXX	XXX	XXX
34. Aggregate Write-Ins for Other Lines of Business												
35. TOTAL (a)												
Details of Write-Ins												
3401.												
3402.												
3403.												
3498. Summary of remaining write-ins for Line 34 from overflow page												
3499. Totals (Lines 3401 through 3403 plus 3498) (Line 34 above)												

(a) Finance and service charges not included in Lines 1 to 35 \$
(b) For health business on indicated lines report: Number of persons insured under PPO managed care products and number of persons insured under indemnity only products



EXHIBIT OF PREMIUMS AND LOSSES
BUSINESS IN THE STATE OF MASSACHUSETTS DURING THE YEAR 2022

NAIC Group Code: 0215

NAIC Company Code: 10195

Line of Business	Gross Premiums, Including Policy and Membership Fees, Less Return Premiums and Premiums on Policies not Taken		3 Dividends Paid or Credited to Policyholders on Direct Business	4 Direct Unearned Premium Reserves	5 Direct Losses Paid (deducting salvage)	6 Direct Losses Incurred	7 Direct Losses Unpaid	8 Direct Defense and Cost Containment Expense Paid	9 Direct Defense and Cost Containment Expense Incurred	10 Direct Defense and Cost Containment Expense Unpaid	11 Commissions and Brokerage Expenses	12 Taxes, Licenses and Fees
	1 Direct Premiums Written	2 Direct Premiums Earned										
1. Fire												
2.1. Allied Lines												
2.2. Multiple Peril Crop												
2.3. Federal Flood												
2.4. Private Crop												
2.5. Private Flood												
3. Farmowners Multiple Peril												
4. Homeowners Multiple Peril												
5.1. Commercial Multiple Peril (Non-Liability Portion)												
5.2. Commercial Multiple Peril (Liability Portion)												
6. Mortgage Guaranty												
8. Ocean Marine												
9. Inland Marine												
10. Financial Guaranty												
11.1. Medical Professional Liability – Occurrence												
11.2. Medical Professional Liability – Claims-Made												
12. Earthquake												
13.1. Comprehensive (hospital and medical) ind (b)												
13.2. Comprehensive (hospital and medical) group (b)												
14. Credit A&H (Group and Individual)												
15.1. Vision Only (b)												
15.2. Dental Only (b)												
15.3. Disability Income (b)												
15.4. Medicare Supplement (b)												
15.5. Medicaid Title XIX (b)												
15.6. Medicare Title XVIII (b)												
15.7. Long-Term Care (b)												
15.8. Federal Employees Health Benefits Plan (b)												
15.9. Other Health (b)												
16. Workers' Compensation												
17.1. Other Liability—Occurrence												
17.2. Other Liability—Claims-Made												
17.3. Excess Workers' Compensation												
18.1. Products Liability – Occurrence												
18.2. Products Liability – Claims-Made												
19.1. Private Passenger Auto No-Fault (Personal Injury Protection)												
19.2. Other Private Passenger Auto Liability												
19.3. Commercial Auto No-Fault (Personal Injury Protection)												
19.4. Other Commercial Auto Liability												
21.1. Private Passenger Auto Physical Damage												
21.2. Commercial Auto Physical Damage												
22. Aircraft (all perils)												
23. Fidelity												
24. Surety												
26. Burglary and Theft												
27. Boiler and Machinery												
28. Credit												
29. International												
30. Warranty												
31. Reins nonproportional assumed property	XXX	XXX	XXX	XXX	XXX	XXX	XXX	XXX	XXX	XXX	XXX	XXX
32. Reins nonproportional assumed liability	XXX	XXX	XXX	XXX	XXX	XXX	XXX	XXX	XXX	XXX	XXX	XXX
33. Reins nonproportional assumed financial lines	XXX	XXX	XXX	XXX	XXX	XXX	XXX	XXX	XXX	XXX	XXX	XXX
34. Aggregate Write-Ins for Other Lines of Business												
35. TOTAL (a)												
Details of Write-Ins												
3401.												
3402.												
3403.												
3498. Summary of remaining write-ins for Line 34 from overflow page												
3499. Totals (Lines 3401 through 3403 plus 3498) (Line 34 above)												

(a) Finance and service charges not included in Lines 1 to 35 \$
(b) For health business on indicated lines report: Number of persons insured under PPO managed care products and number of persons insured under indemnity only products



EXHIBIT OF PREMIUMS AND LOSSES
BUSINESS IN THE STATE OF MICHIGAN DURING THE YEAR 2022

NAIC Group Code: 0215

NAIC Company Code: 10195

Line of Business	Gross Premiums, Including Policy and Membership Fees, Less Return Premiums and Premiums on Policies not Taken		3 Dividends Paid or Credited to Policyholders on Direct Business	4 Direct Unearned Premium Reserves	5 Direct Losses Paid (deducting salvage)	6 Direct Losses Incurred	7 Direct Losses Unpaid	8 Direct Defense and Cost Containment Expense Paid	9 Direct Defense and Cost Containment Expense Incurred	10 Direct Defense and Cost Containment Expense Unpaid	11 Commissions and Brokerage Expenses	12 Taxes, Licenses and Fees
	1 Direct Premiums Written	2 Direct Premiums Earned										
1. Fire												
2.1. Allied Lines												
2.2. Multiple Peril Crop												
2.3. Federal Flood												
2.4. Private Crop												
2.5. Private Flood												
3. Farmowners Multiple Peril												
4. Homeowners Multiple Peril												
5.1. Commercial Multiple Peril (Non-Liability Portion)												
5.2. Commercial Multiple Peril (Liability Portion)												
6. Mortgage Guaranty												
8. Ocean Marine												
9. Inland Marine												
10. Financial Guaranty												
11.1. Medical Professional Liability – Occurrence												
11.2. Medical Professional Liability – Claims-Made												
12. Earthquake												
13.1. Comprehensive (hospital and medical) ind (b)												
13.2. Comprehensive (hospital and medical) group (b)												
14. Credit A&H (Group and Individual)												
15.1. Vision Only (b)												
15.2. Dental Only (b)												
15.3. Disability Income (b)												
15.4. Medicare Supplement (b)												
15.5. Medicaid Title XIX (b)												
15.6. Medicare Title XVIII (b)												
15.7. Long-Term Care (b)												
15.8. Federal Employees Health Benefits Plan (b)												
15.9. Other Health (b)												
16. Workers' Compensation												
17.1. Other Liability—Occurrence												
17.2. Other Liability—Claims-Made												
17.3. Excess Workers' Compensation												
18.1. Products Liability – Occurrence												
18.2. Products Liability – Claims-Made												
19.1. Private Passenger Auto No-Fault (Personal Injury Protection)												
19.2. Other Private Passenger Auto Liability												
19.3. Commercial Auto No-Fault (Personal Injury Protection)												
19.4. Other Commercial Auto Liability												
21.1. Private Passenger Auto Physical Damage												
21.2. Commercial Auto Physical Damage												
22. Aircraft (all perils)												
23. Fidelity												
24. Surety												
26. Burglary and Theft												
27. Boiler and Machinery												
28. Credit												
29. International												
30. Warranty												
31. Reins nonproportional assumed property	XXX	XXX	XXX	XXX	XXX	XXX	XXX	XXX	XXX	XXX	XXX	XXX
32. Reins nonproportional assumed liability	XXX	XXX	XXX	XXX	XXX	XXX	XXX	XXX	XXX	XXX	XXX	XXX
33. Reins nonproportional assumed financial lines	XXX	XXX	XXX	XXX	XXX	XXX	XXX	XXX	XXX	XXX	XXX	XXX
34. Aggregate Write-Ins for Other Lines of Business												
35. TOTAL (a)												
Details of Write-Ins												
3401.												
3402.												
3403.												
3498. Summary of remaining write-ins for Line 34 from overflow page												
3499. Totals (Lines 3401 through 3403 plus 3498) (Line 34 above)												

(a) Finance and service charges not included in Lines 1 to 35 \$
(b) For health business on indicated lines report: Number of persons insured under PPO managed care products and number of persons insured under indemnity only products



EXHIBIT OF PREMIUMS AND LOSSES
BUSINESS IN THE STATE OF MINNESOTA DURING THE YEAR 2022

NAIC Group Code: 0215

NAIC Company Code: 10195

Line of Business	Gross Premiums, Including Policy and Membership Fees, Less Return Premiums and Premiums on Policies not Taken		3 Dividends Paid or Credited to Policyholders on Direct Business	4 Direct Unearned Premium Reserves	5 Direct Losses Paid (deducting salvage)	6 Direct Losses Incurred	7 Direct Losses Unpaid	8 Direct Defense and Cost Containment Expense Paid	9 Direct Defense and Cost Containment Expense Incurred	10 Direct Defense and Cost Containment Expense Unpaid	11 Commissions and Brokerage Expenses	12 Taxes, Licenses and Fees
	1 Direct Premiums Written	2 Direct Premiums Earned										
1. Fire												
2.1. Allied Lines												
2.2. Multiple Peril Crop												
2.3. Federal Flood												
2.4. Private Crop												
2.5. Private Flood												
3. Farmowners Multiple Peril												
4. Homeowners Multiple Peril												
5.1. Commercial Multiple Peril (Non-Liability Portion)												
5.2. Commercial Multiple Peril (Liability Portion)												
6. Mortgage Guaranty												
8. Ocean Marine												
9. Inland Marine												
10. Financial Guaranty												
11.1. Medical Professional Liability – Occurrence												
11.2. Medical Professional Liability – Claims-Made												
12. Earthquake												
13.1. Comprehensive (hospital and medical) ind (b)												
13.2. Comprehensive (hospital and medical) group (b)												
14. Credit A&H (Group and Individual)												
15.1. Vision Only (b)												
15.2. Dental Only (b)												
15.3. Disability Income (b)												
15.4. Medicare Supplement (b)												
15.5. Medicaid Title XIX (b)												
15.6. Medicare Title XVIII (b)												
15.7. Long-Term Care (b)												
15.8. Federal Employees Health Benefits Plan (b)												
15.9. Other Health (b)												
16. Workers' Compensation												
17.1. Other Liability—Occurrence												
17.2. Other Liability—Claims-Made												
17.3. Excess Workers' Compensation												
18.1. Products Liability – Occurrence												
18.2. Products Liability – Claims-Made												
19.1. Private Passenger Auto No-Fault (Personal Injury Protection)												
19.2. Other Private Passenger Auto Liability												
19.3. Commercial Auto No-Fault (Personal Injury Protection)												
19.4. Other Commercial Auto Liability												
21.1. Private Passenger Auto Physical Damage												
21.2. Commercial Auto Physical Damage												
22. Aircraft (all perils)												
23. Fidelity												
24. Surety												
26. Burglary and Theft												
27. Boiler and Machinery												
28. Credit												
29. International												
30. Warranty												
31. Reins nonproportional assumed property	XXX	XXX	XXX	XXX	XXX	XXX	XXX	XXX	XXX	XXX	XXX	XXX
32. Reins nonproportional assumed liability	XXX	XXX	XXX	XXX	XXX	XXX	XXX	XXX	XXX	XXX	XXX	XXX
33. Reins nonproportional assumed financial lines	XXX	XXX	XXX	XXX	XXX	XXX	XXX	XXX	XXX	XXX	XXX	XXX
34. Aggregate Write-Ins for Other Lines of Business												
35. TOTAL (a)												
Details of Write-Ins												
3401.												
3402.												
3403.												
3498. Summary of remaining write-ins for Line 34 from overflow page												
3499. Totals (Lines 3401 through 3403 plus 3498) (Line 34 above)												

(a) Finance and service charges not included in Lines 1 to 35 \$
(b) For health business on indicated lines report: Number of persons insured under PPO managed care products and number of persons insured under indemnity only products



EXHIBIT OF PREMIUMS AND LOSSES

BUSINESS IN THE STATE OF MISSISSIPPI DURING THE YEAR 2022

NAIC Group Code: 0215

NAIC Company Code: 10195

Line of Business	Gross Premiums, Including Policy and Membership Fees, Less Return Premiums and Premiums on Policies not Taken		3	4	5	6	7	8	9	10	11	12
	1	2										
	Direct Premiums Written	Direct Premiums Earned	Dividends Paid or Credited to Policyholders on Direct Business	Direct Unearned Premium Reserves	Direct Losses Paid (deducting salvage)	Direct Losses Incurred	Direct Losses Unpaid	Direct Defense and Cost Containment Expense Paid	Direct Defense and Cost Containment Expense Incurred	Direct Defense and Cost Containment Expense Unpaid	Commissions and Brokerage Expenses	Taxes, Licenses and Fees
1. Fire												
2.1. Allied Lines												
2.2. Multiple Peril Crop												
2.3. Federal Flood												
2.4. Private Crop												
2.5. Private Flood												
3. Farmowners Multiple Peril												
4. Homeowners Multiple Peril												
5.1. Commercial Multiple Peril (Non-Liability Portion)												
5.2. Commercial Multiple Peril (Liability Portion)												
6. Mortgage Guaranty												
8. Ocean Marine												
9. Inland Marine												
10. Financial Guaranty												
11.1. Medical Professional Liability – Occurrence												
11.2. Medical Professional Liability – Claims-Made												
12. Earthquake												
13.1. Comprehensive (hospital and medical) ind (b)												
13.2. Comprehensive (hospital and medical) group (b)												
14. Credit A&H (Group and Individual)												
15.1. Vision Only (b)												
15.2. Dental Only (b)												
15.3. Disability Income (b)												
15.4. Medicare Supplement (b)												
15.5. Medicaid Title XIX (b)												
15.6. Medicare Title XVIII (b)												
15.7. Long-Term Care (b)												
15.8. Federal Employees Health Benefits Plan (b)												
15.9. Other Health (b)												
16. Workers' Compensation												
17.1. Other Liability—Occurrence												
17.2. Other Liability—Claims-Made												
17.3. Excess Workers' Compensation												
18.1. Products Liability – Occurrence												
18.2. Products Liability – Claims-Made												
19.1. Private Passenger Auto No-Fault (Personal Injury Protection)												
19.2. Other Private Passenger Auto Liability												
19.3. Commercial Auto No-Fault (Personal Injury Protection)												
19.4. Other Commercial Auto Liability												
21.1. Private Passenger Auto Physical Damage												
21.2. Commercial Auto Physical Damage												
22. Aircraft (all perils)												
23. Fidelity												
24. Surety												
26. Burglary and Theft												
27. Boiler and Machinery												
28. Credit												
29. International												
30. Warranty												
31. Reins nonproportional assumed property	XXX	XXX	XXX	XXX	XXX	XXX	XXX	XXX	XXX	XXX	XXX	XXX
32. Reins nonproportional assumed liability	XXX	XXX	XXX	XXX	XXX	XXX	XXX	XXX	XXX	XXX	XXX	XXX
33. Reins nonproportional assumed financial lines	XXX	XXX	XXX	XXX	XXX	XXX	XXX	XXX	XXX	XXX	XXX	XXX
34. Aggregate Write-Ins for Other Lines of Business												
35. TOTAL (a)												
Details of Write-Ins												
3401.												
3402.												
3403.												
3498. Summary of remaining write-ins for Line 34 from overflow page												
3499. Totals (Lines 3401 through 3403 plus 3498) (Line 34 above)												

(a) Finance and service charges not included in Lines 1 to 35 \$
(b) For health business on indicated lines report: Number of persons insured under PPO managed care products and number of persons insured under indemnity only products



EXHIBIT OF PREMIUMS AND LOSSES
BUSINESS IN THE STATE OF MISSOURI DURING THE YEAR 2022

NAIC Group Code: 0215

NAIC Company Code: 10195

Line of Business	Gross Premiums, Including Policy and Membership Fees, Less Return Premiums and Premiums on Policies not Taken		3 Dividends Paid or Credited to Policyholders on Direct Business	4 Direct Unearned Premium Reserves	5 Direct Losses Paid (deducting salvage)	6 Direct Losses Incurred	7 Direct Losses Unpaid	8 Direct Defense and Cost Containment Expense Paid	9 Direct Defense and Cost Containment Expense Incurred	10 Direct Defense and Cost Containment Expense Unpaid	11 Commissions and Brokerage Expenses	12 Taxes, Licenses and Fees
	1 Direct Premiums Written	2 Direct Premiums Earned										
1. Fire												
2.1. Allied Lines												
2.2. Multiple Peril Crop												
2.3. Federal Flood												
2.4. Private Crop												
2.5. Private Flood												
3. Farmowners Multiple Peril												
4. Homeowners Multiple Peril												
5.1. Commercial Multiple Peril (Non-Liability Portion)												
5.2. Commercial Multiple Peril (Liability Portion)												
6. Mortgage Guaranty												
8. Ocean Marine												
9. Inland Marine												
10. Financial Guaranty												
11.1. Medical Professional Liability – Occurrence												
11.2. Medical Professional Liability – Claims-Made												
12. Earthquake												
13.1. Comprehensive (hospital and medical) ind (b)												
13.2. Comprehensive (hospital and medical) group (b)												
14. Credit A&H (Group and Individual)												
15.1. Vision Only (b)												
15.2. Dental Only (b)												
15.3. Disability Income (b)												
15.4. Medicare Supplement (b)												
15.5. Medicaid Title XIX (b)												
15.6. Medicare Title XVIII (b)												
15.7. Long-Term Care (b)												
15.8. Federal Employees Health Benefits Plan (b)												
15.9. Other Health (b)												
16. Workers' Compensation												
17.1. Other Liability—Occurrence												
17.2. Other Liability—Claims-Made												
17.3. Excess Workers' Compensation												
18.1. Products Liability – Occurrence												
18.2. Products Liability – Claims-Made												
19.1. Private Passenger Auto No-Fault (Personal Injury Protection)												
19.2. Other Private Passenger Auto Liability												
19.3. Commercial Auto No-Fault (Personal Injury Protection)												
19.4. Other Commercial Auto Liability												
21.1. Private Passenger Auto Physical Damage												
21.2. Commercial Auto Physical Damage												
22. Aircraft (all perils)												
23. Fidelity												
24. Surety												
26. Burglary and Theft												
27. Boiler and Machinery												
28. Credit												
29. International												
30. Warranty												
31. Reins nonproportional assumed property	XXX	XXX	XXX	XXX	XXX	XXX	XXX	XXX	XXX	XXX	XXX	XXX
32. Reins nonproportional assumed liability	XXX	XXX	XXX	XXX	XXX	XXX	XXX	XXX	XXX	XXX	XXX	XXX
33. Reins nonproportional assumed financial lines	XXX	XXX	XXX	XXX	XXX	XXX	XXX	XXX	XXX	XXX	XXX	XXX
34. Aggregate Write-Ins for Other Lines of Business												
35. TOTAL (a)												
Details of Write-Ins												
3401.												
3402.												
3403.												
3498. Summary of remaining write-ins for Line 34 from overflow page												
3499. Totals (Lines 3401 through 3403 plus 3498) (Line 34 above)												

(a) Finance and service charges not included in Lines 1 to 35 \$
(b) For health business on indicated lines report: Number of persons insured under PPO managed care products and number of persons insured under indemnity only products



EXHIBIT OF PREMIUMS AND LOSSES
BUSINESS IN THE STATE OF MONTANA DURING THE YEAR 2022

NAIC Group Code: 0215

NAIC Company Code: 10195

Line of Business	Gross Premiums, Including Policy and Membership Fees, Less Return Premiums and Premiums on Policies not Taken		3 Dividends Paid or Credited to Policyholders on Direct Business	4 Direct Unearned Premium Reserves	5 Direct Losses Paid (deducting salvage)	6 Direct Losses Incurred	7 Direct Losses Unpaid	8 Direct Defense and Cost Containment Expense Paid	9 Direct Defense and Cost Containment Expense Incurred	10 Direct Defense and Cost Containment Expense Unpaid	11 Commissions and Brokerage Expenses	12 Taxes, Licenses and Fees
	1 Direct Premiums Written	2 Direct Premiums Earned										
1. Fire												
2.1. Allied Lines												
2.2. Multiple Peril Crop												
2.3. Federal Flood												
2.4. Private Crop												
2.5. Private Flood												
3. Farmowners Multiple Peril												
4. Homeowners Multiple Peril												
5.1. Commercial Multiple Peril (Non-Liability Portion)												
5.2. Commercial Multiple Peril (Liability Portion)												
6. Mortgage Guaranty												
8. Ocean Marine												
9. Inland Marine												
10. Financial Guaranty												
11.1. Medical Professional Liability – Occurrence												
11.2. Medical Professional Liability – Claims-Made												
12. Earthquake												
13.1. Comprehensive (hospital and medical) ind (b)												
13.2. Comprehensive (hospital and medical) group (b)												
14. Credit A&H (Group and Individual)												
15.1. Vision Only (b)												
15.2. Dental Only (b)												
15.3. Disability Income (b)												
15.4. Medicare Supplement (b)												
15.5. Medicaid Title XIX (b)												
15.6. Medicare Title XVIII (b)												
15.7. Long-Term Care (b)												
15.8. Federal Employees Health Benefits Plan (b)												
15.9. Other Health (b)												
16. Workers' Compensation												
17.1. Other Liability—Occurrence												
17.2. Other Liability—Claims-Made												
17.3. Excess Workers' Compensation												
18.1. Products Liability – Occurrence												
18.2. Products Liability – Claims-Made												
19.1. Private Passenger Auto No-Fault (Personal Injury Protection)												
19.2. Other Private Passenger Auto Liability												
19.3. Commercial Auto No-Fault (Personal Injury Protection)												
19.4. Other Commercial Auto Liability												
21.1. Private Passenger Auto Physical Damage												
21.2. Commercial Auto Physical Damage												
22. Aircraft (all perils)												
23. Fidelity												
24. Surety												
26. Burglary and Theft												
27. Boiler and Machinery												
28. Credit												
29. International												
30. Warranty												
31. Reins nonproportional assumed property	XXX	XXX	XXX	XXX	XXX	XXX	XXX	XXX	XXX	XXX	XXX	XXX
32. Reins nonproportional assumed liability	XXX	XXX	XXX	XXX	XXX	XXX	XXX	XXX	XXX	XXX	XXX	XXX
33. Reins nonproportional assumed financial lines	XXX	XXX	XXX	XXX	XXX	XXX	XXX	XXX	XXX	XXX	XXX	XXX
34. Aggregate Write-Ins for Other Lines of Business												
35. TOTAL (a)												
Details of Write-Ins												
3401.												
3402.												
3403.												
3498. Summary of remaining write-ins for Line 34 from overflow page												
3499. Totals (Lines 3401 through 3403 plus 3498) (Line 34 above)												

(a) Finance and service charges not included in Lines 1 to 35 \$
(b) For health business on indicated lines report: Number of persons insured under PPO managed care products and number of persons insured under indemnity only products



EXHIBIT OF PREMIUMS AND LOSSES
BUSINESS IN THE STATE OF NEBRASKA DURING THE YEAR 2022

NAIC Group Code: 0215

NAIC Company Code: 10195

Line of Business	Gross Premiums, Including Policy and Membership Fees, Less Return Premiums and Premiums on Policies not Taken		3 Dividends Paid or Credited to Policyholders on Direct Business	4 Direct Unearned Premium Reserves	5 Direct Losses Paid (deducting salvage)	6 Direct Losses Incurred	7 Direct Losses Unpaid	8 Direct Defense and Cost Containment Expense Paid	9 Direct Defense and Cost Containment Expense Incurred	10 Direct Defense and Cost Containment Expense Unpaid	11 Commissions and Brokerage Expenses	12 Taxes, Licenses and Fees
	1 Direct Premiums Written	2 Direct Premiums Earned										
1. Fire												
2.1. Allied Lines												
2.2. Multiple Peril Crop												
2.3. Federal Flood												
2.4. Private Crop												
2.5. Private Flood												
3. Farmowners Multiple Peril												
4. Homeowners Multiple Peril												
5.1. Commercial Multiple Peril (Non-Liability Portion)												
5.2. Commercial Multiple Peril (Liability Portion)												
6. Mortgage Guaranty												
8. Ocean Marine												
9. Inland Marine												
10. Financial Guaranty												
11.1. Medical Professional Liability – Occurrence												
11.2. Medical Professional Liability – Claims-Made												
12. Earthquake												
13.1. Comprehensive (hospital and medical) ind (b)												
13.2. Comprehensive (hospital and medical) group (b)												
14. Credit A&H (Group and Individual)												
15.1. Vision Only (b)												
15.2. Dental Only (b)												
15.3. Disability Income (b)												
15.4. Medicare Supplement (b)												
15.5. Medicaid Title XIX (b)												
15.6. Medicare Title XVIII (b)												
15.7. Long-Term Care (b)												
15.8. Federal Employees Health Benefits Plan (b)												
15.9. Other Health (b)												
16. Workers' Compensation												
17.1. Other Liability—Occurrence												
17.2. Other Liability—Claims-Made												
17.3. Excess Workers' Compensation												
18.1. Products Liability – Occurrence												
18.2. Products Liability – Claims-Made												
19.1. Private Passenger Auto No-Fault (Personal Injury Protection)												
19.2. Other Private Passenger Auto Liability												
19.3. Commercial Auto No-Fault (Personal Injury Protection)												
19.4. Other Commercial Auto Liability												
21.1. Private Passenger Auto Physical Damage												
21.2. Commercial Auto Physical Damage												
22. Aircraft (all perils)												
23. Fidelity												
24. Surety												
26. Burglary and Theft												
27. Boiler and Machinery												
28. Credit												
29. International												
30. Warranty												
31. Reins nonproportional assumed property	XXX	XXX	XXX	XXX	XXX	XXX	XXX	XXX	XXX	XXX	XXX	XXX
32. Reins nonproportional assumed liability	XXX	XXX	XXX	XXX	XXX	XXX	XXX	XXX	XXX	XXX	XXX	XXX
33. Reins nonproportional assumed financial lines	XXX	XXX	XXX	XXX	XXX	XXX	XXX	XXX	XXX	XXX	XXX	XXX
34. Aggregate Write-Ins for Other Lines of Business												
35. TOTAL (a)												
Details of Write-Ins												
3401.												
3402.												
3403.												
3498. Summary of remaining write-ins for Line 34 from overflow page												
3499. Totals (Lines 3401 through 3403 plus 3498) (Line 34 above)												

(a) Finance and service charges not included in Lines 1 to 35 \$
(b) For health business on indicated lines report: Number of persons insured under PPO managed care products and number of persons insured under indemnity only products



EXHIBIT OF PREMIUMS AND LOSSES
BUSINESS IN THE STATE OF NEVADA DURING THE YEAR 2022

NAIC Group Code: 0215

NAIC Company Code: 10195

Line of Business	Gross Premiums, Including Policy and Membership Fees, Less Return Premiums and Premiums on Policies not Taken		3 Dividends Paid or Credited to Policyholders on Direct Business	4 Direct Unearned Premium Reserves	5 Direct Losses Paid (deducting salvage)	6 Direct Losses Incurred	7 Direct Losses Unpaid	8 Direct Defense and Cost Containment Expense Paid	9 Direct Defense and Cost Containment Expense Incurred	10 Direct Defense and Cost Containment Expense Unpaid	11 Commissions and Brokerage Expenses	12 Taxes, Licenses and Fees
	1 Direct Premiums Written	2 Direct Premiums Earned										
1. Fire												
2.1. Allied Lines												
2.2. Multiple Peril Crop												
2.3. Federal Flood												
2.4. Private Crop												
2.5. Private Flood												
3. Farmowners Multiple Peril												
4. Homeowners Multiple Peril												
5.1. Commercial Multiple Peril (Non-Liability Portion)												
5.2. Commercial Multiple Peril (Liability Portion)												
6. Mortgage Guaranty												
8. Ocean Marine												
9. Inland Marine												
10. Financial Guaranty												
11.1. Medical Professional Liability – Occurrence												
11.2. Medical Professional Liability – Claims-Made												
12. Earthquake												
13.1. Comprehensive (hospital and medical) ind (b)												
13.2. Comprehensive (hospital and medical) group (b)												
14. Credit A&H (Group and Individual)												
15.1. Vision Only (b)												
15.2. Dental Only (b)												
15.3. Disability Income (b)												
15.4. Medicare Supplement (b)												
15.5. Medicaid Title XIX (b)												
15.6. Medicare Title XVIII (b)												
15.7. Long-Term Care (b)												
15.8. Federal Employees Health Benefits Plan (b)												
15.9. Other Health (b)												
16. Workers' Compensation												
17.1. Other Liability—Occurrence												
17.2. Other Liability—Claims-Made												
17.3. Excess Workers' Compensation												
18.1. Products Liability – Occurrence												
18.2. Products Liability – Claims-Made												
19.1. Private Passenger Auto No-Fault (Personal Injury Protection)												
19.2. Other Private Passenger Auto Liability												
19.3. Commercial Auto No-Fault (Personal Injury Protection)												
19.4. Other Commercial Auto Liability												
21.1. Private Passenger Auto Physical Damage												
21.2. Commercial Auto Physical Damage												
22. Aircraft (all perils)												
23. Fidelity												
24. Surety												
26. Burglary and Theft												
27. Boiler and Machinery												
28. Credit												
29. International												
30. Warranty												
31. Reins nonproportional assumed property	XXX	XXX	XXX	XXX	XXX	XXX	XXX	XXX	XXX	XXX	XXX	XXX
32. Reins nonproportional assumed liability	XXX	XXX	XXX	XXX	XXX	XXX	XXX	XXX	XXX	XXX	XXX	XXX
33. Reins nonproportional assumed financial lines	XXX	XXX	XXX	XXX	XXX	XXX	XXX	XXX	XXX	XXX	XXX	XXX
34. Aggregate Write-Ins for Other Lines of Business												
35. TOTAL (a)												
Details of Write-Ins												
3401.												
3402.												
3403.												
3498. Summary of remaining write-ins for Line 34 from overflow page												
3499. Totals (Lines 3401 through 3403 plus 3498) (Line 34 above)												

(a) Finance and service charges not included in Lines 1 to 35 \$
(b) For health business on indicated lines report: Number of persons insured under PPO managed care products and number of persons insured under indemnity only products



EXHIBIT OF PREMIUMS AND LOSSES

BUSINESS IN THE STATE OF NEW HAMPSHIRE DURING THE YEAR 2022

NAIC Group Code: 0215

NAIC Company Code: 10195

Line of Business	Gross Premiums, Including Policy and Membership Fees, Less Return Premiums and Premiums on Policies not Taken		3 Dividends Paid or Credited to Policyholders on Direct Business	4 Direct Unearned Premium Reserves	5 Direct Losses Paid (deducting salvage)	6 Direct Losses Incurred	7 Direct Losses Unpaid	8 Direct Defense and Cost Containment Expense Paid	9 Direct Defense and Cost Containment Expense Incurred	10 Direct Defense and Cost Containment Expense Unpaid	11 Commissions and Brokerage Expenses	12 Taxes, Licenses and Fees
	1 Direct Premiums Written	2 Direct Premiums Earned										
1. Fire												
2.1. Allied Lines												
2.2. Multiple Peril Crop												
2.3. Federal Flood												
2.4. Private Crop												
2.5. Private Flood												
3. Farmowners Multiple Peril												
4. Homeowners Multiple Peril												
5.1. Commercial Multiple Peril (Non-Liability Portion)												
5.2. Commercial Multiple Peril (Liability Portion)												
6. Mortgage Guaranty												
8. Ocean Marine												
9. Inland Marine												
10. Financial Guaranty												
11.1. Medical Professional Liability – Occurrence												
11.2. Medical Professional Liability – Claims-Made												
12. Earthquake												
13.1. Comprehensive (hospital and medical) ind (b)												
13.2. Comprehensive (hospital and medical) group (b)												
14. Credit A&H (Group and Individual)												
15.1. Vision Only (b)												
15.2. Dental Only (b)												
15.3. Disability Income (b)												
15.4. Medicare Supplement (b)												
15.5. Medicaid Title XIX (b)												
15.6. Medicare Title XVIII (b)												
15.7. Long-Term Care (b)												
15.8. Federal Employees Health Benefits Plan (b)												
15.9. Other Health (b)												
16. Workers' Compensation												
17.1. Other Liability—Occurrence												
17.2. Other Liability—Claims-Made												
17.3. Excess Workers' Compensation												
18.1. Products Liability – Occurrence												
18.2. Products Liability – Claims-Made												
19.1. Private Passenger Auto No-Fault (Personal Injury Protection)												
19.2. Other Private Passenger Auto Liability												
19.3. Commercial Auto No-Fault (Personal Injury Protection)												
19.4. Other Commercial Auto Liability												
21.1. Private Passenger Auto Physical Damage												
21.2. Commercial Auto Physical Damage												
22. Aircraft (all perils)												
23. Fidelity												
24. Surety												
26. Burglary and Theft												
27. Boiler and Machinery												
28. Credit												
29. International												
30. Warranty												
31. Reins nonproportional assumed property	XXX	XXX	XXX	XXX	XXX	XXX	XXX	XXX	XXX	XXX	XXX	XXX
32. Reins nonproportional assumed liability	XXX	XXX	XXX	XXX	XXX	XXX	XXX	XXX	XXX	XXX	XXX	XXX
33. Reins nonproportional assumed financial lines	XXX	XXX	XXX	XXX	XXX	XXX	XXX	XXX	XXX	XXX	XXX	XXX
34. Aggregate Write-Ins for Other Lines of Business												
35. TOTAL (a)												
Details of Write-Ins												
3401.												
3402.												
3403.												
3498. Summary of remaining write-ins for Line 34 from overflow page												
3499. Totals (Lines 3401 through 3403 plus 3498) (Line 34 above)												

(a) Finance and service charges not included in Lines 1 to 35 \$
(b) For health business on indicated lines report: Number of persons insured under PPO managed care products and number of persons insured under indemnity only products



EXHIBIT OF PREMIUMS AND LOSSES
BUSINESS IN THE STATE OF NEW JERSEY DURING THE YEAR 2022

NAIC Group Code: 0215

NAIC Company Code: 10195

Line of Business	Gross Premiums, Including Policy and Membership Fees, Less Return Premiums and Premiums on Policies not Taken		3 Dividends Paid or Credited to Policyholders on Direct Business	4 Direct Unearned Premium Reserves	5 Direct Losses Paid (deducting salvage)	6 Direct Losses Incurred	7 Direct Losses Unpaid	8 Direct Defense and Cost Containment Expense Paid	9 Direct Defense and Cost Containment Expense Incurred	10 Direct Defense and Cost Containment Expense Unpaid	11 Commissions and Brokerage Expenses	12 Taxes, Licenses and Fees
	1 Direct Premiums Written	2 Direct Premiums Earned										
1. Fire												
2.1. Allied Lines												
2.2. Multiple Peril Crop												
2.3. Federal Flood												
2.4. Private Crop												
2.5. Private Flood												
3. Farmowners Multiple Peril												
4. Homeowners Multiple Peril												
5.1. Commercial Multiple Peril (Non-Liability Portion)												
5.2. Commercial Multiple Peril (Liability Portion)												
6. Mortgage Guaranty												
8. Ocean Marine												
9. Inland Marine												
10. Financial Guaranty												
11.1. Medical Professional Liability – Occurrence												
11.2. Medical Professional Liability – Claims-Made												
12. Earthquake												
13.1. Comprehensive (hospital and medical) ind (b)												
13.2. Comprehensive (hospital and medical) group (b)												
14. Credit A&H (Group and Individual)												
15.1. Vision Only (b)												
15.2. Dental Only (b)												
15.3. Disability Income (b)												
15.4. Medicare Supplement (b)												
15.5. Medicaid Title XIX (b)												
15.6. Medicare Title XVIII (b)												
15.7. Long-Term Care (b)												
15.8. Federal Employees Health Benefits Plan (b)												
15.9. Other Health (b)												
16. Workers' Compensation												
17.1. Other Liability—Occurrence												
17.2. Other Liability—Claims-Made												
17.3. Excess Workers' Compensation												
18.1. Products Liability – Occurrence												
18.2. Products Liability – Claims-Made												
19.1. Private Passenger Auto No-Fault (Personal Injury Protection)												
19.2. Other Private Passenger Auto Liability												
19.3. Commercial Auto No-Fault (Personal Injury Protection)												
19.4. Other Commercial Auto Liability												
21.1. Private Passenger Auto Physical Damage												
21.2. Commercial Auto Physical Damage												
22. Aircraft (all perils)												
23. Fidelity												
24. Surety												
26. Burglary and Theft												
27. Boiler and Machinery												
28. Credit												
29. International												
30. Warranty												
31. Reins nonproportional assumed property	XXX	XXX	XXX	XXX	XXX	XXX	XXX	XXX	XXX	XXX	XXX	XXX
32. Reins nonproportional assumed liability	XXX	XXX	XXX	XXX	XXX	XXX	XXX	XXX	XXX	XXX	XXX	XXX
33. Reins nonproportional assumed financial lines	XXX	XXX	XXX	XXX	XXX	XXX	XXX	XXX	XXX	XXX	XXX	XXX
34. Aggregate Write-Ins for Other Lines of Business												
35. TOTAL (a)												
Details of Write-Ins												
3401.												
3402.												
3403.												
3498. Summary of remaining write-ins for Line 34 from overflow page												
3499. Totals (Lines 3401 through 3403 plus 3498) (Line 34 above)												

(a) Finance and service charges not included in Lines 1 to 35 \$
(b) For health business on indicated lines report: Number of persons insured under PPO managed care products and number of persons insured under indemnity only products



EXHIBIT OF PREMIUMS AND LOSSES
BUSINESS IN THE STATE OF NEW MEXICO DURING THE YEAR 2022

NAIC Group Code: 0215

NAIC Company Code: 10195

Line of Business	Gross Premiums, Including Policy and Membership Fees, Less Return Premiums and Premiums on Policies not Taken		3 Dividends Paid or Credited to Policyholders on Direct Business	4 Direct Unearned Premium Reserves	5 Direct Losses Paid (deducting salvage)	6 Direct Losses Incurred	7 Direct Losses Unpaid	8 Direct Defense and Cost Containment Expense Paid	9 Direct Defense and Cost Containment Expense Incurred	10 Direct Defense and Cost Containment Expense Unpaid	11 Commissions and Brokerage Expenses	12 Taxes, Licenses and Fees
	1 Direct Premiums Written	2 Direct Premiums Earned										
1. Fire												
2.1. Allied Lines												
2.2. Multiple Peril Crop												
2.3. Federal Flood												
2.4. Private Crop												
2.5. Private Flood												
3. Farmowners Multiple Peril												
4. Homeowners Multiple Peril												
5.1. Commercial Multiple Peril (Non-Liability Portion)												
5.2. Commercial Multiple Peril (Liability Portion)												
6. Mortgage Guaranty												
8. Ocean Marine												
9. Inland Marine												
10. Financial Guaranty												
11.1. Medical Professional Liability – Occurrence												
11.2. Medical Professional Liability – Claims-Made												
12. Earthquake												
13.1. Comprehensive (hospital and medical) ind (b)												
13.2. Comprehensive (hospital and medical) group (b)												
14. Credit A&H (Group and Individual)												
15.1. Vision Only (b)												
15.2. Dental Only (b)												
15.3. Disability Income (b)												
15.4. Medicare Supplement (b)												
15.5. Medicaid Title XIX (b)												
15.6. Medicare Title XVIII (b)												
15.7. Long-Term Care (b)												
15.8. Federal Employees Health Benefits Plan (b)												
15.9. Other Health (b)												
16. Workers' Compensation												
17.1. Other Liability—Occurrence												
17.2. Other Liability—Claims-Made												
17.3. Excess Workers' Compensation												
18.1. Products Liability – Occurrence												
18.2. Products Liability – Claims-Made												
19.1. Private Passenger Auto No-Fault (Personal Injury Protection)												
19.2. Other Private Passenger Auto Liability												
19.3. Commercial Auto No-Fault (Personal Injury Protection)												
19.4. Other Commercial Auto Liability												
21.1. Private Passenger Auto Physical Damage												
21.2. Commercial Auto Physical Damage												
22. Aircraft (all perils)												
23. Fidelity												
24. Surety												
26. Burglary and Theft												
27. Boiler and Machinery												
28. Credit												
29. International												
30. Warranty												
31. Reins nonproportional assumed property	XXX	XXX	XXX	XXX	XXX	XXX	XXX	XXX	XXX	XXX	XXX	XXX
32. Reins nonproportional assumed liability	XXX	XXX	XXX	XXX	XXX	XXX	XXX	XXX	XXX	XXX	XXX	XXX
33. Reins nonproportional assumed financial lines	XXX	XXX	XXX	XXX	XXX	XXX	XXX	XXX	XXX	XXX	XXX	XXX
34. Aggregate Write-Ins for Other Lines of Business												
35. TOTAL (a)												
Details of Write-Ins												
3401.												
3402.												
3403.												
3498. Summary of remaining write-ins for Line 34 from overflow page												
3499. Totals (Lines 3401 through 3403 plus 3498) (Line 34 above)												

(a) Finance and service charges not included in Lines 1 to 35 \$
(b) For health business on indicated lines report: Number of persons insured under PPO managed care products and number of persons insured under indemnity only products



EXHIBIT OF PREMIUMS AND LOSSES
BUSINESS IN THE STATE OF NEW YORK DURING THE YEAR 2022

NAIC Group Code: 0215

NAIC Company Code: 10195

Line of Business		Gross Premiums, Including Policy and Membership Fees, Less Return Premiums and Premiums on Policies not Taken		3	4	5	6	7	8	9	10	11	12
		1 Direct Premiums Written	2 Direct Premiums Earned	Dividends Paid or Credited to Policyholders on Direct Business	Direct Unearned Premium Reserves	Direct Losses Paid (deducting salvage)	Direct Losses Incurred	Direct Losses Unpaid	Direct Defense and Cost Containment Expense Paid	Direct Defense and Cost Containment Expense Incurred	Direct Defense and Cost Containment Expense Unpaid	Commissions and Brokerage Expenses	Taxes, Licenses and Fees
1.	Fire												
2.1.	Allied Lines												
2.2.	Multiple Peril Crop												
2.3.	Federal Flood												
2.4.	Private Crop												
2.5.	Private Flood												
3.	Farmowners Multiple Peril												
4.	Homeowners Multiple Peril												
5.1.	Commercial Multiple Peril (Non-Liability Portion)												
5.2.	Commercial Multiple Peril (Liability Portion)												
6.	Mortgage Guaranty												
8.	Ocean Marine												
9.	Inland Marine												
10.	Financial Guaranty												
11.1	Medical Professional Liability – Occurrence												
11.2	Medical Professional Liability – Claims-Made												
12.	Earthquake												
13.1	Comprehensive (hospital and medical) ind (b)												
13.2	Comprehensive (hospital and medical) group (b)												
14.	Credit A&H (Group and Individual)												
15.1.	Vision Only (b)												
15.2.	Dental Only (b)												
15.3.	Disability Income (b)												
15.4.	Medicare Supplement (b)												
15.5.	Medicaid Title XIX (b)												
15.6.	Medicare Title XVIII (b)												
15.7.	Long-Term Care (b)												
15.8.	Federal Employees Health Benefits Plan (b)												
15.9.	Other Health (b)												
16.	Workers' Compensation												
17.1.	Other Liability—Occurrence												
17.2.	Other Liability—Claims-Made												
17.3.	Excess Workers' Compensation												
18.1	Products Liability – Occurrence												
18.2	Products Liability – Claims-Made												
19.1.	Private Passenger Auto No-Fault (Personal Injury Protection)												
19.2.	Other Private Passenger Auto Liability												
19.3.	Commercial Auto No-Fault (Personal Injury Protection)												
19.4.	Other Commercial Auto Liability												
21.1.	Private Passenger Auto Physical Damage												
21.2.	Commercial Auto Physical Damage												
22.	Aircraft (all perils)												
23.	Fidelity												
24.	Surety												
26.	Burglary and Theft												
27.	Boiler and Machinery												
28.	Credit												
29.	International												
30.	Warranty												
31.	Reins nonproportional assumed property	XXX	XXX	XXX	XXX	XXX	XXX	XXX	XXX	XXX	XXX	XXX	XXX
32.	Reins nonproportional assumed liability	XXX	XXX	XXX	XXX	XXX	XXX	XXX	XXX	XXX	XXX	XXX	XXX
33.	Reins nonproportional assumed financial lines	XXX	XXX	XXX	XXX	XXX	XXX	XXX	XXX	XXX	XXX	XXX	XXX
34.	Aggregate Write-Ins for Other Lines of Business												
35.	TOTAL (a)												
Details of Write-Ins													
3401.												
3402.												
3403.												
3498.	Summary of remaining write-ins for Line 34 from overflow page												
3499.	Totals (Lines 3401 through 3403 plus 3498) (Line 34 above)												

(a) Finance and service charges not included in Lines 1 to 35 \$
(b) For health business on indicated lines report: Number of persons insured under PPO managed care products and number of persons insured under indemnity only products



EXHIBIT OF PREMIUMS AND LOSSES
BUSINESS IN THE STATE OF NORTH CAROLINA DURING THE YEAR 2022

NAIC Group Code: 0215

NAIC Company Code: 10195

Line of Business	Gross Premiums, Including Policy and Membership Fees, Less Return Premiums and Premiums on Policies not Taken		3 Dividends Paid or Credited to Policyholders on Direct Business	4 Direct Unearned Premium Reserves	5 Direct Losses Paid (deducting salvage)	6 Direct Losses Incurred	7 Direct Losses Unpaid	8 Direct Defense and Cost Containment Expense Paid	9 Direct Defense and Cost Containment Expense Incurred	10 Direct Defense and Cost Containment Expense Unpaid	11 Commissions and Brokerage Expenses	12 Taxes, Licenses and Fees
	1 Direct Premiums Written	2 Direct Premiums Earned										
1. Fire												
2.1. Allied Lines												
2.2. Multiple Peril Crop												
2.3. Federal Flood												
2.4. Private Crop												
2.5. Private Flood												
3. Farmowners Multiple Peril												
4. Homeowners Multiple Peril												
5.1. Commercial Multiple Peril (Non-Liability Portion)												
5.2. Commercial Multiple Peril (Liability Portion)												
6. Mortgage Guaranty												
8. Ocean Marine												
9. Inland Marine												
10. Financial Guaranty												
11.1. Medical Professional Liability — Occurrence												
11.2. Medical Professional Liability — Claims-Made												
12. Earthquake												
13.1. Comprehensive (hospital and medical) ind (b)												
13.2. Comprehensive (hospital and medical) group (b)												
14. Credit A&H (Group and Individual)												
15.1. Vision Only (b)												
15.2. Dental Only (b)												
15.3. Disability Income (b)												
15.4. Medicare Supplement (b)												
15.5. Medicaid Title XIX (b)												
15.6. Medicare Title XVIII (b)												
15.7. Long-Term Care (b)												
15.8. Federal Employees Health Benefits Plan (b)												
15.9. Other Health (b)												
16. Workers' Compensation												
17.1. Other Liability—Occurrence												
17.2. Other Liability—Claims-Made												
17.3. Excess Workers' Compensation												
18.1. Products Liability — Occurrence												
18.2. Products Liability — Claims-Made												
19.1. Private Passenger Auto No-Fault (Personal Injury Protection)												
19.2. Other Private Passenger Auto Liability												
19.3. Commercial Auto No-Fault (Personal Injury Protection)												
19.4. Other Commercial Auto Liability												
21.1. Private Passenger Auto Physical Damage												
21.2. Commercial Auto Physical Damage												
22. Aircraft (all perils)												
23. Fidelity												
24. Surety												
26. Burglary and Theft												
27. Boiler and Machinery												
28. Credit												
29. International												
30. Warranty												
31. Reins nonproportional assumed property	XXX	XXX	XXX	XXX	XXX	XXX	XXX	XXX	XXX	XXX	XXX	XXX
32. Reins nonproportional assumed liability	XXX	XXX	XXX	XXX	XXX	XXX	XXX	XXX	XXX	XXX	XXX	XXX
33. Reins nonproportional assumed financial lines	XXX	XXX	XXX	XXX	XXX	XXX	XXX	XXX	XXX	XXX	XXX	XXX
34. Aggregate Write-Ins for Other Lines of Business												
35. TOTAL (a)												
Details of Write-Ins												
3401.												
3402.												
3403.												
3498. Summary of remaining write-ins for Line 34 from overflow page												
3499. Totals (Lines 3401 through 3403 plus 3498) (Line 34 above)												

(a) Finance and service charges not included in Lines 1 to 35 \$
(b) For health business on indicated lines report: Number of persons insured under PPO managed care products and number of persons insured under indemnity only products



EXHIBIT OF PREMIUMS AND LOSSES
BUSINESS IN THE STATE OF NORTH DAKOTA DURING THE YEAR 2022

NAIC Group Code: 0215

NAIC Company Code: 10195

Line of Business	Gross Premiums, Including Policy and Membership Fees, Less Return Premiums and Premiums on Policies not Taken		3 Dividends Paid or Credited to Policyholders on Direct Business	4 Direct Unearned Premium Reserves	5 Direct Losses Paid (deducting salvage)	6 Direct Losses Incurred	7 Direct Losses Unpaid	8 Direct Defense and Cost Containment Expense Paid	9 Direct Defense and Cost Containment Expense Incurred	10 Direct Defense and Cost Containment Expense Unpaid	11 Commissions and Brokerage Expenses	12 Taxes, Licenses and Fees
	1 Direct Premiums Written	2 Direct Premiums Earned										
1. Fire												
2.1. Allied Lines												
2.2. Multiple Peril Crop												
2.3. Federal Flood												
2.4. Private Crop												
2.5. Private Flood												
3. Farmowners Multiple Peril												
4. Homeowners Multiple Peril												
5.1. Commercial Multiple Peril (Non-Liability Portion)												
5.2. Commercial Multiple Peril (Liability Portion)												
6. Mortgage Guaranty												
8. Ocean Marine												
9. Inland Marine												
10. Financial Guaranty												
11.1. Medical Professional Liability – Occurrence												
11.2. Medical Professional Liability – Claims-Made												
12. Earthquake												
13.1. Comprehensive (hospital and medical) ind (b)												
13.2. Comprehensive (hospital and medical) group (b)												
14. Credit A&H (Group and Individual)												
15.1. Vision Only (b)												
15.2. Dental Only (b)												
15.3. Disability Income (b)												
15.4. Medicare Supplement (b)												
15.5. Medicaid Title XIX (b)												
15.6. Medicare Title XVIII (b)												
15.7. Long-Term Care (b)												
15.8. Federal Employees Health Benefits Plan (b)												
15.9. Other Health (b)												
16. Workers' Compensation												
17.1. Other Liability—Occurrence												
17.2. Other Liability—Claims-Made												
17.3. Excess Workers' Compensation												
18.1. Products Liability – Occurrence												
18.2. Products Liability – Claims-Made												
19.1. Private Passenger Auto No-Fault (Personal Injury Protection)												
19.2. Other Private Passenger Auto Liability												
19.3. Commercial Auto No-Fault (Personal Injury Protection)												
19.4. Other Commercial Auto Liability												
21.1. Private Passenger Auto Physical Damage												
21.2. Commercial Auto Physical Damage												
22. Aircraft (all perils)												
23. Fidelity												
24. Surety												
26. Burglary and Theft												
27. Boiler and Machinery												
28. Credit												
29. International												
30. Warranty												
31. Reins nonproportional assumed property	XXX	XXX	XXX	XXX	XXX	XXX	XXX	XXX	XXX	XXX	XXX	XXX
32. Reins nonproportional assumed liability	XXX	XXX	XXX	XXX	XXX	XXX	XXX	XXX	XXX	XXX	XXX	XXX
33. Reins nonproportional assumed financial lines	XXX	XXX	XXX	XXX	XXX	XXX	XXX	XXX	XXX	XXX	XXX	XXX
34. Aggregate Write-Ins for Other Lines of Business												
35. TOTAL (a)												
Details of Write-Ins												
3401.												
3402.												
3403.												
3498. Summary of remaining write-ins for Line 34 from overflow page												
3499. Totals (Lines 3401 through 3403 plus 3498) (Line 34 above)												

(a) Finance and service charges not included in Lines 1 to 35 \$
(b) For health business on indicated lines report: Number of persons insured under PPO managed care products and number of persons insured under indemnity only products



EXHIBIT OF PREMIUMS AND LOSSES

BUSINESS IN THE STATE OF OHIO DURING THE YEAR 2022

NAIC Group Code: 0215

NAIC Company Code: 10195

Line of Business	Gross Premiums, Including Policy and Membership Fees, Less Return Premiums and Premiums on Policies not Taken		3 Dividends Paid or Credited to Policyholders on Direct Business	4 Direct Unearned Premium Reserves	5 Direct Losses Paid (deducting salvage)	6 Direct Losses Incurred	7 Direct Losses Unpaid	8 Direct Defense and Cost Containment Expense Paid	9 Direct Defense and Cost Containment Expense Incurred	10 Direct Defense and Cost Containment Expense Unpaid	11 Commissions and Brokerage Expenses	12 Taxes, Licenses and Fees
	1 Direct Premiums Written	2 Direct Premiums Earned										
1. Fire												
2.1. Allied Lines												
2.2. Multiple Peril Crop												
2.3. Federal Flood												
2.4. Private Crop												
2.5. Private Flood												
3. Farmowners Multiple Peril												
4. Homeowners Multiple Peril												
5.1. Commercial Multiple Peril (Non-Liability Portion)												
5.2. Commercial Multiple Peril (Liability Portion)												
6. Mortgage Guaranty												
8. Ocean Marine												
9. Inland Marine												
10. Financial Guaranty												
11.1. Medical Professional Liability – Occurrence												
11.2. Medical Professional Liability – Claims-Made												
12. Earthquake												
13.1. Comprehensive (hospital and medical) ind (b)												
13.2. Comprehensive (hospital and medical) group (b)												
14. Credit A&H (Group and Individual)												
15.1. Vision Only (b)												
15.2. Dental Only (b)												
15.3. Disability Income (b)												
15.4. Medicare Supplement (b)												
15.5. Medicaid Title XIX (b)												
15.6. Medicare Title XVIII (b)												
15.7. Long-Term Care (b)												
15.8. Federal Employees Health Benefits Plan (b)												
15.9. Other Health (b)												
16. Workers' Compensation												
17.1. Other Liability—Occurrence												
17.2. Other Liability—Claims-Made												
17.3. Excess Workers' Compensation												
18.1. Products Liability – Occurrence												
18.2. Products Liability – Claims-Made												
19.1. Private Passenger Auto No-Fault (Personal Injury Protection)												
19.2. Other Private Passenger Auto Liability					(320)	(320)						2,831
19.3. Commercial Auto No-Fault (Personal Injury Protection)												
19.4. Other Commercial Auto Liability												
21.1. Private Passenger Auto Physical Damage												
21.2. Commercial Auto Physical Damage												
22. Aircraft (all perils)												
23. Fidelity												
24. Surety												
26. Burglary and Theft												
27. Boiler and Machinery												
28. Credit												
29. International												
30. Warranty												
31. Reins nonproportional assumed property	XXX	XXX	XXX	XXX	XXX	XXX	XXX	XXX	XXX	XXX	XXX	XXX
32. Reins nonproportional assumed liability	XXX	XXX	XXX	XXX	XXX	XXX	XXX	XXX	XXX	XXX	XXX	XXX
33. Reins nonproportional assumed financial lines	XXX	XXX	XXX	XXX	XXX	XXX	XXX	XXX	XXX	XXX	XXX	XXX
34. Aggregate Write-Ins for Other Lines of Business												
35. TOTAL (a)					(320)	(320)						2,831
Details of Write-Ins												
3401.												
3402.												
3403.												
3498. Summary of remaining write-ins for Line 34 from overflow page												
3499. Totals (Lines 3401 through 3403 plus 3498) (Line 34 above)												

(a) Finance and service charges not included in Lines 1 to 35 \$
(b) For health business on indicated lines report: Number of persons insured under PPO managed care products and number of persons insured under indemnity only products



EXHIBIT OF PREMIUMS AND LOSSES
BUSINESS IN THE STATE OF OKLAHOMA DURING THE YEAR 2022

NAIC Group Code: 0215

NAIC Company Code: 10195

Line of Business	Gross Premiums, Including Policy and Membership Fees, Less Return Premiums and Premiums on Policies not Taken		3 Dividends Paid or Credited to Policyholders on Direct Business	4 Direct Unearned Premium Reserves	5 Direct Losses Paid (deducting salvage)	6 Direct Losses Incurred	7 Direct Losses Unpaid	8 Direct Defense and Cost Containment Expense Paid	9 Direct Defense and Cost Containment Expense Incurred	10 Direct Defense and Cost Containment Expense Unpaid	11 Commissions and Brokerage Expenses	12 Taxes, Licenses and Fees
	1 Direct Premiums Written	2 Direct Premiums Earned										
1. Fire												
2.1. Allied Lines												
2.2. Multiple Peril Crop												
2.3. Federal Flood												
2.4. Private Crop												
2.5. Private Flood												
3. Farmowners Multiple Peril												
4. Homeowners Multiple Peril												
5.1. Commercial Multiple Peril (Non-Liability Portion)												
5.2. Commercial Multiple Peril (Liability Portion)												
6. Mortgage Guaranty												
8. Ocean Marine												
9. Inland Marine												
10. Financial Guaranty												
11.1. Medical Professional Liability – Occurrence												
11.2. Medical Professional Liability – Claims-Made												
12. Earthquake												
13.1. Comprehensive (hospital and medical) ind (b)												
13.2. Comprehensive (hospital and medical) group (b)												
14. Credit A&H (Group and Individual)												
15.1. Vision Only (b)												
15.2. Dental Only (b)												
15.3. Disability Income (b)												
15.4. Medicare Supplement (b)												
15.5. Medicaid Title XIX (b)												
15.6. Medicare Title XVIII (b)												
15.7. Long-Term Care (b)												
15.8. Federal Employees Health Benefits Plan (b)												
15.9. Other Health (b)												
16. Workers' Compensation												
17.1. Other Liability—Occurrence												
17.2. Other Liability—Claims-Made												
17.3. Excess Workers' Compensation												
18.1. Products Liability – Occurrence												
18.2. Products Liability – Claims-Made												
19.1. Private Passenger Auto No-Fault (Personal Injury Protection)												
19.2. Other Private Passenger Auto Liability												
19.3. Commercial Auto No-Fault (Personal Injury Protection)												
19.4. Other Commercial Auto Liability												
21.1. Private Passenger Auto Physical Damage												
21.2. Commercial Auto Physical Damage												
22. Aircraft (all perils)												
23. Fidelity												
24. Surety												
26. Burglary and Theft												
27. Boiler and Machinery												
28. Credit												
29. International												
30. Warranty												
31. Reins nonproportional assumed property	XXX	XXX	XXX	XXX	XXX	XXX	XXX	XXX	XXX	XXX	XXX	XXX
32. Reins nonproportional assumed liability	XXX	XXX	XXX	XXX	XXX	XXX	XXX	XXX	XXX	XXX	XXX	XXX
33. Reins nonproportional assumed financial lines	XXX	XXX	XXX	XXX	XXX	XXX	XXX	XXX	XXX	XXX	XXX	XXX
34. Aggregate Write-Ins for Other Lines of Business												
35. TOTAL (a)												
Details of Write-Ins												
3401.												
3402.												
3403.												
3498. Summary of remaining write-ins for Line 34 from overflow page												
3499. Totals (Lines 3401 through 3403 plus 3498) (Line 34 above)												

(a) Finance and service charges not included in Lines 1 to 35 \$
(b) For health business on indicated lines report: Number of persons insured under PPO managed care products and number of persons insured under indemnity only products



EXHIBIT OF PREMIUMS AND LOSSES
BUSINESS IN THE STATE OF OREGON DURING THE YEAR 2022

NAIC Group Code: 0215

NAIC Company Code: 10195

Line of Business	Gross Premiums, Including Policy and Membership Fees, Less Return Premiums and Premiums on Policies not Taken		3 Dividends Paid or Credited to Policyholders on Direct Business	4 Direct Unearned Premium Reserves	5 Direct Losses Paid (deducting salvage)	6 Direct Losses Incurred	7 Direct Losses Unpaid	8 Direct Defense and Cost Containment Expense Paid	9 Direct Defense and Cost Containment Expense Incurred	10 Direct Defense and Cost Containment Expense Unpaid	11 Commissions and Brokerage Expenses	12 Taxes, Licenses and Fees
	1 Direct Premiums Written	2 Direct Premiums Earned										
1. Fire												
2.1. Allied Lines												
2.2. Multiple Peril Crop												
2.3. Federal Flood												
2.4. Private Crop												
2.5. Private Flood												
3. Farmowners Multiple Peril												
4. Homeowners Multiple Peril												
5.1. Commercial Multiple Peril (Non-Liability Portion)												
5.2. Commercial Multiple Peril (Liability Portion)												
6. Mortgage Guaranty												
8. Ocean Marine												
9. Inland Marine												
10. Financial Guaranty												
11.1. Medical Professional Liability – Occurrence												
11.2. Medical Professional Liability – Claims-Made												
12. Earthquake												
13.1. Comprehensive (hospital and medical) ind (b)												
13.2. Comprehensive (hospital and medical) group (b)												
14. Credit A&H (Group and Individual)												
15.1. Vision Only (b)												
15.2. Dental Only (b)												
15.3. Disability Income (b)												
15.4. Medicare Supplement (b)												
15.5. Medicaid Title XIX (b)												
15.6. Medicare Title XVIII (b)												
15.7. Long-Term Care (b)												
15.8. Federal Employees Health Benefits Plan (b)												
15.9. Other Health (b)												
16. Workers' Compensation												
17.1. Other Liability—Occurrence												
17.2. Other Liability—Claims-Made												
17.3. Excess Workers' Compensation												
18.1. Products Liability – Occurrence												
18.2. Products Liability – Claims-Made												
19.1. Private Passenger Auto No-Fault (Personal Injury Protection)												
19.2. Other Private Passenger Auto Liability												
19.3. Commercial Auto No-Fault (Personal Injury Protection)												
19.4. Other Commercial Auto Liability												
21.1. Private Passenger Auto Physical Damage												
21.2. Commercial Auto Physical Damage												
22. Aircraft (all perils)												
23. Fidelity												
24. Surety												
26. Burglary and Theft												
27. Boiler and Machinery												
28. Credit												
29. International												
30. Warranty												
31. Reins nonproportional assumed property	XXX	XXX	XXX	XXX	XXX	XXX	XXX	XXX	XXX	XXX	XXX	XXX
32. Reins nonproportional assumed liability	XXX	XXX	XXX	XXX	XXX	XXX	XXX	XXX	XXX	XXX	XXX	XXX
33. Reins nonproportional assumed financial lines	XXX	XXX	XXX	XXX	XXX	XXX	XXX	XXX	XXX	XXX	XXX	XXX
34. Aggregate Write-Ins for Other Lines of Business												
35. TOTAL (a)												
Details of Write-Ins												
3401.												
3402.												
3403.												
3498. Summary of remaining write-ins for Line 34 from overflow page												
3499. Totals (Lines 3401 through 3403 plus 3498) (Line 34 above)												

(a) Finance and service charges not included in Lines 1 to 35 \$
(b) For health business on indicated lines report: Number of persons insured under PPO managed care products and number of persons insured under indemnity only products



EXHIBIT OF PREMIUMS AND LOSSES

BUSINESS IN THE STATE OF PENNSYLVANIA DURING THE YEAR 2022

NAIC Group Code: 0215

NAIC Company Code: 10195

Line of Business	Gross Premiums, Including Policy and Membership Fees, Less Return Premiums and Premiums on Policies not Taken		3	4	5	6	7	8	9	10	11	12
	1	2										
	Direct Premiums Written	Direct Premiums Earned	Dividends Paid or Credited to Policyholders on Direct Business	Direct Unearned Premium Reserves	Direct Losses Paid (deducting salvage)	Direct Losses Incurred	Direct Losses Unpaid	Direct Defense and Cost Containment Expense Paid	Direct Defense and Cost Containment Expense Incurred	Direct Defense and Cost Containment Expense Unpaid	Commissions and Brokerage Expenses	Taxes, Licenses and Fees
1. Fire												
2.1. Allied Lines												
2.2. Multiple Peril Crop												
2.3. Federal Flood												
2.4. Private Crop												
2.5. Private Flood												
3. Farmowners Multiple Peril												
4. Homeowners Multiple Peril												
5.1. Commercial Multiple Peril (Non-Liability Portion)												
5.2. Commercial Multiple Peril (Liability Portion)												
6. Mortgage Guaranty												
8. Ocean Marine												
9. Inland Marine												
10. Financial Guaranty												
11.1. Medical Professional Liability – Occurrence												
11.2. Medical Professional Liability – Claims-Made												
12. Earthquake												
13.1. Comprehensive (hospital and medical) ind (b)												
13.2. Comprehensive (hospital and medical) group (b)												
14. Credit A&H (Group and Individual)												
15.1. Vision Only (b)												
15.2. Dental Only (b)												
15.3. Disability Income (b)												
15.4. Medicare Supplement (b)												
15.5. Medicaid Title XIX (b)												
15.6. Medicare Title XVIII (b)												
15.7. Long-Term Care (b)												
15.8. Federal Employees Health Benefits Plan (b)												
15.9. Other Health (b)												
16. Workers' Compensation												
17.1. Other Liability—Occurrence												
17.2. Other Liability—Claims-Made												
17.3. Excess Workers' Compensation												
18.1. Products Liability – Occurrence												
18.2. Products Liability – Claims-Made												
19.1. Private Passenger Auto No-Fault (Personal Injury Protection)							(1)		(1)			
19.2. Other Private Passenger Auto Liability									(1)			
19.3. Commercial Auto No-Fault (Personal Injury Protection)												
19.4. Other Commercial Auto Liability												
21.1. Private Passenger Auto Physical Damage					(1,050)	(1,050)						
21.2. Commercial Auto Physical Damage												
22. Aircraft (all perils)												
23. Fidelity												
24. Surety												
26. Burglary and Theft												
27. Boiler and Machinery												
28. Credit												
29. International												
30. Warranty												
31. Reins nonproportional assumed property	XXX	XXX	XXX	XXX	XXX	XXX	XXX	XXX	XXX	XXX	XXX	XXX
32. Reins nonproportional assumed liability	XXX	XXX	XXX	XXX	XXX	XXX	XXX	XXX	XXX	XXX	XXX	XXX
33. Reins nonproportional assumed financial lines	XXX	XXX	XXX	XXX	XXX	XXX	XXX	XXX	XXX	XXX	XXX	XXX
34. Aggregate Write-Ins for Other Lines of Business												
35. TOTAL (a)					(1,050)	(1,051)			(1)	(1)		
Details of Write-Ins												
3401.												
3402.												
3403.												
3498. Summary of remaining write-ins for Line 34 from overflow page												
3499. Totals (Lines 3401 through 3403 plus 3498) (Line 34 above)												

(a) Finance and service charges not included in Lines 1 to 35 \$
(b) For health business on indicated lines report: Number of persons insured under PPO managed care products and number of persons insured under indemnity only products



EXHIBIT OF PREMIUMS AND LOSSES
BUSINESS IN THE STATE OF RHODE ISLAND DURING THE YEAR 2022

NAIC Group Code: 0215

NAIC Company Code: 10195

Line of Business	Gross Premiums, Including Policy and Membership Fees, Less Return Premiums and Premiums on Policies not Taken		3 Dividends Paid or Credited to Policyholders on Direct Business	4 Direct Unearned Premium Reserves	5 Direct Losses Paid (deducting salvage)	6 Direct Losses Incurred	7 Direct Losses Unpaid	8 Direct Defense and Cost Containment Expense Paid	9 Direct Defense and Cost Containment Expense Incurred	10 Direct Defense and Cost Containment Expense Unpaid	11 Commissions and Brokerage Expenses	12 Taxes, Licenses and Fees
	1 Direct Premiums Written	2 Direct Premiums Earned										
1. Fire												
2.1. Allied Lines												
2.2. Multiple Peril Crop												
2.3. Federal Flood												
2.4. Private Crop												
2.5. Private Flood												
3. Farmowners Multiple Peril												
4. Homeowners Multiple Peril												
5.1. Commercial Multiple Peril (Non-Liability Portion)												
5.2. Commercial Multiple Peril (Liability Portion)												
6. Mortgage Guaranty												
8. Ocean Marine												
9. Inland Marine												
10. Financial Guaranty												
11.1. Medical Professional Liability – Occurrence												
11.2. Medical Professional Liability – Claims-Made												
12. Earthquake												
13.1. Comprehensive (hospital and medical) ind (b)												
13.2. Comprehensive (hospital and medical) group (b)												
14. Credit A&H (Group and Individual)												
15.1. Vision Only (b)												
15.2. Dental Only (b)												
15.3. Disability Income (b)												
15.4. Medicare Supplement (b)												
15.5. Medicaid Title XIX (b)												
15.6. Medicare Title XVIII (b)												
15.7. Long-Term Care (b)												
15.8. Federal Employees Health Benefits Plan (b)												
15.9. Other Health (b)												
16. Workers' Compensation												
17.1. Other Liability—Occurrence												
17.2. Other Liability—Claims-Made												
17.3. Excess Workers' Compensation												
18.1. Products Liability – Occurrence												
18.2. Products Liability – Claims-Made												
19.1. Private Passenger Auto No-Fault (Personal Injury Protection)												
19.2. Other Private Passenger Auto Liability												
19.3. Commercial Auto No-Fault (Personal Injury Protection)												
19.4. Other Commercial Auto Liability												
21.1. Private Passenger Auto Physical Damage												
21.2. Commercial Auto Physical Damage												
22. Aircraft (all perils)												
23. Fidelity												
24. Surety												
26. Burglary and Theft												
27. Boiler and Machinery												
28. Credit												
29. International												
30. Warranty												
31. Reins nonproportional assumed property	XXX	XXX	XXX	XXX	XXX	XXX	XXX	XXX	XXX	XXX	XXX	XXX
32. Reins nonproportional assumed liability	XXX	XXX	XXX	XXX	XXX	XXX	XXX	XXX	XXX	XXX	XXX	XXX
33. Reins nonproportional assumed financial lines	XXX	XXX	XXX	XXX	XXX	XXX	XXX	XXX	XXX	XXX	XXX	XXX
34. Aggregate Write-Ins for Other Lines of Business												
35. TOTAL (a)												
Details of Write-Ins												
3401.												
3402.												
3403.												
3498. Summary of remaining write-ins for Line 34 from overflow page												
3499. Totals (Lines 3401 through 3403 plus 3498) (Line 34 above)												

(a) Finance and service charges not included in Lines 1 to 35 \$
(b) For health business on indicated lines report: Number of persons insured under PPO managed care products and number of persons insured under indemnity only products



EXHIBIT OF PREMIUMS AND LOSSES
BUSINESS IN THE STATE OF SOUTH CAROLINA DURING THE YEAR 2022

NAIC Group Code: 0215

NAIC Company Code: 10195

Line of Business	Gross Premiums, Including Policy and Membership Fees, Less Return Premiums and Premiums on Policies not Taken		3 Dividends Paid or Credited to Policyholders on Direct Business	4 Direct Unearned Premium Reserves	5 Direct Losses Paid (deducting salvage)	6 Direct Losses Incurred	7 Direct Losses Unpaid	8 Direct Defense and Cost Containment Expense Paid	9 Direct Defense and Cost Containment Expense Incurred	10 Direct Defense and Cost Containment Expense Unpaid	11 Commissions and Brokerage Expenses	12 Taxes, Licenses and Fees
	1 Direct Premiums Written	2 Direct Premiums Earned										
1. Fire												
2.1. Allied Lines												
2.2. Multiple Peril Crop												
2.3. Federal Flood												
2.4. Private Crop												
2.5. Private Flood												
3. Farmowners Multiple Peril												
4. Homeowners Multiple Peril												
5.1. Commercial Multiple Peril (Non-Liability Portion)												
5.2. Commercial Multiple Peril (Liability Portion)												
6. Mortgage Guaranty												
8. Ocean Marine												
9. Inland Marine												
10. Financial Guaranty												
11.1. Medical Professional Liability – Occurrence												
11.2. Medical Professional Liability – Claims-Made												
12. Earthquake												
13.1. Comprehensive (hospital and medical) ind (b)												
13.2. Comprehensive (hospital and medical) group (b)												
14. Credit A&H (Group and Individual)												
15.1. Vision Only (b)												
15.2. Dental Only (b)												
15.3. Disability Income (b)												
15.4. Medicare Supplement (b)												
15.5. Medicaid Title XIX (b)												
15.6. Medicare Title XVIII (b)												
15.7. Long-Term Care (b)												
15.8. Federal Employees Health Benefits Plan (b)												
15.9. Other Health (b)												
16. Workers' Compensation												
17.1. Other Liability—Occurrence												
17.2. Other Liability—Claims-Made												
17.3. Excess Workers' Compensation												
18.1. Products Liability – Occurrence												
18.2. Products Liability – Claims-Made												
19.1. Private Passenger Auto No-Fault (Personal Injury Protection)												
19.2. Other Private Passenger Auto Liability												
19.3. Commercial Auto No-Fault (Personal Injury Protection)												
19.4. Other Commercial Auto Liability												
21.1. Private Passenger Auto Physical Damage												
21.2. Commercial Auto Physical Damage												
22. Aircraft (all perils)												
23. Fidelity												
24. Surety												
26. Burglary and Theft												
27. Boiler and Machinery												
28. Credit												
29. International												
30. Warranty												
31. Reins nonproportional assumed property	XXX	XXX	XXX	XXX	XXX	XXX	XXX	XXX	XXX	XXX	XXX	XXX
32. Reins nonproportional assumed liability	XXX	XXX	XXX	XXX	XXX	XXX	XXX	XXX	XXX	XXX	XXX	XXX
33. Reins nonproportional assumed financial lines	XXX	XXX	XXX	XXX	XXX	XXX	XXX	XXX	XXX	XXX	XXX	XXX
34. Aggregate Write-Ins for Other Lines of Business												
35. TOTAL (a)												
Details of Write-Ins												
3401.												
3402.												
3403.												
3498. Summary of remaining write-ins for Line 34 from overflow page												
3499. Totals (Lines 3401 through 3403 plus 3498) (Line 34 above)												

(a) Finance and service charges not included in Lines 1 to 35 \$
(b) For health business on indicated lines report: Number of persons insured under PPO managed care products and number of persons insured under indemnity only products



EXHIBIT OF PREMIUMS AND LOSSES
BUSINESS IN THE STATE OF SOUTH DAKOTA DURING THE YEAR 2022

NAIC Group Code: 0215

NAIC Company Code: 10195

Line of Business	Gross Premiums, Including Policy and Membership Fees, Less Return Premiums and Premiums on Policies not Taken		3 Dividends Paid or Credited to Policyholders on Direct Business	4 Direct Unearned Premium Reserves	5 Direct Losses Paid (deducting salvage)	6 Direct Losses Incurred	7 Direct Losses Unpaid	8 Direct Defense and Cost Containment Expense Paid	9 Direct Defense and Cost Containment Expense Incurred	10 Direct Defense and Cost Containment Expense Unpaid	11 Commissions and Brokerage Expenses	12 Taxes, Licenses and Fees
	1 Direct Premiums Written	2 Direct Premiums Earned										
1. Fire												
2.1. Allied Lines												
2.2. Multiple Peril Crop												
2.3. Federal Flood												
2.4. Private Crop												
2.5. Private Flood												
3. Farmowners Multiple Peril												
4. Homeowners Multiple Peril												
5.1. Commercial Multiple Peril (Non-Liability Portion)												
5.2. Commercial Multiple Peril (Liability Portion)												
6. Mortgage Guaranty												
8. Ocean Marine												
9. Inland Marine												
10. Financial Guaranty												
11.1. Medical Professional Liability – Occurrence												
11.2. Medical Professional Liability – Claims-Made												
12. Earthquake												
13.1. Comprehensive (hospital and medical) ind (b)												
13.2. Comprehensive (hospital and medical) group (b)												
14. Credit A&H (Group and Individual)												
15.1. Vision Only (b)												
15.2. Dental Only (b)												
15.3. Disability Income (b)												
15.4. Medicare Supplement (b)												
15.5. Medicaid Title XIX (b)												
15.6. Medicare Title XVIII (b)												
15.7. Long-Term Care (b)												
15.8. Federal Employees Health Benefits Plan (b)												
15.9. Other Health (b)												
16. Workers' Compensation												
17.1. Other Liability—Occurrence												
17.2. Other Liability—Claims-Made												
17.3. Excess Workers' Compensation												
18.1. Products Liability – Occurrence												
18.2. Products Liability – Claims-Made												
19.1. Private Passenger Auto No-Fault (Personal Injury Protection)												
19.2. Other Private Passenger Auto Liability												
19.3. Commercial Auto No-Fault (Personal Injury Protection)												
19.4. Other Commercial Auto Liability												
21.1. Private Passenger Auto Physical Damage												
21.2. Commercial Auto Physical Damage												
22. Aircraft (all perils)												
23. Fidelity												
24. Surety												
26. Burglary and Theft												
27. Boiler and Machinery												
28. Credit												
29. International												
30. Warranty												
31. Reins nonproportional assumed property	XXX	XXX	XXX	XXX	XXX	XXX	XXX	XXX	XXX	XXX	XXX	XXX
32. Reins nonproportional assumed liability	XXX	XXX	XXX	XXX	XXX	XXX	XXX	XXX	XXX	XXX	XXX	XXX
33. Reins nonproportional assumed financial lines	XXX	XXX	XXX	XXX	XXX	XXX	XXX	XXX	XXX	XXX	XXX	XXX
34. Aggregate Write-Ins for Other Lines of Business												
35. TOTAL (a)												
Details of Write-Ins												
3401.												
3402.												
3403.												
3498. Summary of remaining write-ins for Line 34 from overflow page												
3499. Totals (Lines 3401 through 3403 plus 3498) (Line 34 above)												

(a) Finance and service charges not included in Lines 1 to 35 \$
(b) For health business on indicated lines report: Number of persons insured under PPO managed care products and number of persons insured under indemnity only products



EXHIBIT OF PREMIUMS AND LOSSES
BUSINESS IN THE STATE OF TENNESSEE DURING THE YEAR 2022

NAIC Group Code: 0215

NAIC Company Code: 10195

Line of Business	Gross Premiums, Including Policy and Membership Fees, Less Return Premiums and Premiums on Policies not Taken		3 Dividends Paid or Credited to Policyholders on Direct Business	4 Direct Unearned Premium Reserves	5 Direct Losses Paid (deducting salvage)	6 Direct Losses Incurred	7 Direct Losses Unpaid	8 Direct Defense and Cost Containment Expense Paid	9 Direct Defense and Cost Containment Expense Incurred	10 Direct Defense and Cost Containment Expense Unpaid	11 Commissions and Brokerage Expenses	12 Taxes, Licenses and Fees
	1 Direct Premiums Written	2 Direct Premiums Earned										
1. Fire												
2.1. Allied Lines												
2.2. Multiple Peril Crop												
2.3. Federal Flood												
2.4. Private Crop												
2.5. Private Flood												
3. Farmowners Multiple Peril												
4. Homeowners Multiple Peril												
5.1. Commercial Multiple Peril (Non-Liability Portion)												
5.2. Commercial Multiple Peril (Liability Portion)												
6. Mortgage Guaranty												
8. Ocean Marine												
9. Inland Marine												
10. Financial Guaranty												
11.1. Medical Professional Liability – Occurrence												
11.2. Medical Professional Liability – Claims-Made												
12. Earthquake												
13.1. Comprehensive (hospital and medical) ind (b)												
13.2. Comprehensive (hospital and medical) group (b)												
14. Credit A&H (Group and Individual)												
15.1. Vision Only (b)												
15.2. Dental Only (b)												
15.3. Disability Income (b)												
15.4. Medicare Supplement (b)												
15.5. Medicaid Title XIX (b)												
15.6. Medicare Title XVIII (b)												
15.7. Long-Term Care (b)												
15.8. Federal Employees Health Benefits Plan (b)												
15.9. Other Health (b)												
16. Workers' Compensation												
17.1. Other Liability—Occurrence												
17.2. Other Liability—Claims-Made												
17.3. Excess Workers' Compensation												
18.1. Products Liability – Occurrence												
18.2. Products Liability – Claims-Made												
19.1. Private Passenger Auto No-Fault (Personal Injury Protection)												
19.2. Other Private Passenger Auto Liability												
19.3. Commercial Auto No-Fault (Personal Injury Protection)												
19.4. Other Commercial Auto Liability												
21.1. Private Passenger Auto Physical Damage												
21.2. Commercial Auto Physical Damage												
22. Aircraft (all perils)												
23. Fidelity												
24. Surety												
26. Burglary and Theft												
27. Boiler and Machinery												
28. Credit												
29. International												
30. Warranty												
31. Reins nonproportional assumed property	XXX	XXX	XXX	XXX	XXX	XXX	XXX	XXX	XXX	XXX	XXX	XXX
32. Reins nonproportional assumed liability	XXX	XXX	XXX	XXX	XXX	XXX	XXX	XXX	XXX	XXX	XXX	XXX
33. Reins nonproportional assumed financial lines	XXX	XXX	XXX	XXX	XXX	XXX	XXX	XXX	XXX	XXX	XXX	XXX
34. Aggregate Write-Ins for Other Lines of Business												
35. TOTAL (a)												
Details of Write-Ins												
3401.												
3402.												
3403.												
3498. Summary of remaining write-ins for Line 34 from overflow page												
3499. Totals (Lines 3401 through 3403 plus 3498) (Line 34 above)												

(a) Finance and service charges not included in Lines 1 to 35 \$
(b) For health business on indicated lines report: Number of persons insured under PPO managed care products and number of persons insured under indemnity only products



EXHIBIT OF PREMIUMS AND LOSSES
BUSINESS IN THE STATE OF TEXAS DURING THE YEAR 2022

NAIC Group Code: 0215

NAIC Company Code: 10195

Line of Business	Gross Premiums, Including Policy and Membership Fees, Less Return Premiums and Premiums on Policies not Taken		3 Dividends Paid or Credited to Policyholders on Direct Business	4 Direct Unearned Premium Reserves	5 Direct Losses Paid (deducting salvage)	6 Direct Losses Incurred	7 Direct Losses Unpaid	8 Direct Defense and Cost Containment Expense Paid	9 Direct Defense and Cost Containment Expense Incurred	10 Direct Defense and Cost Containment Expense Unpaid	11 Commissions and Brokerage Expenses	12 Taxes, Licenses and Fees
	1 Direct Premiums Written	2 Direct Premiums Earned										
1. Fire												
2.1. Allied Lines												
2.2. Multiple Peril Crop												
2.3. Federal Flood												
2.4. Private Crop												
2.5. Private Flood												
3. Farmowners Multiple Peril												
4. Homeowners Multiple Peril												
5.1. Commercial Multiple Peril (Non-Liability Portion)												
5.2. Commercial Multiple Peril (Liability Portion)												
6. Mortgage Guaranty												
8. Ocean Marine												
9. Inland Marine												
10. Financial Guaranty												
11.1. Medical Professional Liability – Occurrence												
11.2. Medical Professional Liability – Claims-Made												
12. Earthquake												
13.1. Comprehensive (hospital and medical) ind (b)												
13.2. Comprehensive (hospital and medical) group (b)												
14. Credit A&H (Group and Individual)												
15.1. Vision Only (b)												
15.2. Dental Only (b)												
15.3. Disability Income (b)												
15.4. Medicare Supplement (b)												
15.5. Medicaid Title XIX (b)												
15.6. Medicare Title XVIII (b)												
15.7. Long-Term Care (b)												
15.8. Federal Employees Health Benefits Plan (b)												
15.9. Other Health (b)												
16. Workers' Compensation												
17.1. Other Liability—Occurrence												
17.2. Other Liability—Claims-Made												
17.3. Excess Workers' Compensation												
18.1. Products Liability – Occurrence												
18.2. Products Liability – Claims-Made												
19.1. Private Passenger Auto No-Fault (Personal Injury Protection)												
19.2. Other Private Passenger Auto Liability												
19.3. Commercial Auto No-Fault (Personal Injury Protection)												
19.4. Other Commercial Auto Liability												
21.1. Private Passenger Auto Physical Damage												
21.2. Commercial Auto Physical Damage												
22. Aircraft (all perils)												
23. Fidelity												
24. Surety												
26. Burglary and Theft												
27. Boiler and Machinery												
28. Credit												
29. International												
30. Warranty												
31. Reins nonproportional assumed property	XXX	XXX	XXX	XXX	XXX	XXX	XXX	XXX	XXX	XXX	XXX	XXX
32. Reins nonproportional assumed liability	XXX	XXX	XXX	XXX	XXX	XXX	XXX	XXX	XXX	XXX	XXX	XXX
33. Reins nonproportional assumed financial lines	XXX	XXX	XXX	XXX	XXX	XXX	XXX	XXX	XXX	XXX	XXX	XXX
34. Aggregate Write-Ins for Other Lines of Business												
35. TOTAL (a)												
Details of Write-Ins												
3401.												
3402.												
3403.												
3498. Summary of remaining write-ins for Line 34 from overflow page												
3499. Totals (Lines 3401 through 3403 plus 3498) (Line 34 above)												

(a) Finance and service charges not included in Lines 1 to 35 \$
(b) For health business on indicated lines report: Number of persons insured under PPO managed care products and number of persons insured under indemnity only products



EXHIBIT OF PREMIUMS AND LOSSES
BUSINESS IN THE STATE OF UTAH DURING THE YEAR 2022

NAIC Group Code: 0215

NAIC Company Code: 10195

Line of Business	Gross Premiums, Including Policy and Membership Fees, Less Return Premiums and Premiums on Policies not Taken		3 Dividends Paid or Credited to Policyholders on Direct Business	4 Direct Unearned Premium Reserves	5 Direct Losses Paid (deducting salvage)	6 Direct Losses Incurred	7 Direct Losses Unpaid	8 Direct Defense and Cost Containment Expense Paid	9 Direct Defense and Cost Containment Expense Incurred	10 Direct Defense and Cost Containment Expense Unpaid	11 Commissions and Brokerage Expenses	12 Taxes, Licenses and Fees
	1 Direct Premiums Written	2 Direct Premiums Earned										
1. Fire												
2.1. Allied Lines												
2.2. Multiple Peril Crop												
2.3. Federal Flood												
2.4. Private Crop												
2.5. Private Flood												
3. Farmowners Multiple Peril												
4. Homeowners Multiple Peril												
5.1. Commercial Multiple Peril (Non-Liability Portion)												
5.2. Commercial Multiple Peril (Liability Portion)												
6. Mortgage Guaranty												
8. Ocean Marine												
9. Inland Marine												
10. Financial Guaranty												
11.1. Medical Professional Liability – Occurrence												
11.2. Medical Professional Liability – Claims-Made												
12. Earthquake												
13.1. Comprehensive (hospital and medical) ind (b)												
13.2. Comprehensive (hospital and medical) group (b)												
14. Credit A&H (Group and Individual)												
15.1. Vision Only (b)												
15.2. Dental Only (b)												
15.3. Disability Income (b)												
15.4. Medicare Supplement (b)												
15.5. Medicaid Title XIX (b)												
15.6. Medicare Title XVIII (b)												
15.7. Long-Term Care (b)												
15.8. Federal Employees Health Benefits Plan (b)												
15.9. Other Health (b)												
16. Workers' Compensation												
17.1. Other Liability—Occurrence												
17.2. Other Liability—Claims-Made												
17.3. Excess Workers' Compensation												
18.1. Products Liability – Occurrence												
18.2. Products Liability – Claims-Made												
19.1. Private Passenger Auto No-Fault (Personal Injury Protection)												
19.2. Other Private Passenger Auto Liability												
19.3. Commercial Auto No-Fault (Personal Injury Protection)												
19.4. Other Commercial Auto Liability												
21.1. Private Passenger Auto Physical Damage												
21.2. Commercial Auto Physical Damage												
22. Aircraft (all perils)												
23. Fidelity												
24. Surety												
26. Burglary and Theft												
27. Boiler and Machinery												
28. Credit												
29. International												
30. Warranty												
31. Reins nonproportional assumed property	XXX	XXX	XXX	XXX	XXX	XXX	XXX	XXX	XXX	XXX	XXX	XXX
32. Reins nonproportional assumed liability	XXX	XXX	XXX	XXX	XXX	XXX	XXX	XXX	XXX	XXX	XXX	XXX
33. Reins nonproportional assumed financial lines	XXX	XXX	XXX	XXX	XXX	XXX	XXX	XXX	XXX	XXX	XXX	XXX
34. Aggregate Write-Ins for Other Lines of Business												
35. TOTAL (a)												
Details of Write-Ins												
3401.												
3402.												
3403.												
3498. Summary of remaining write-ins for Line 34 from overflow page												
3499. Totals (Lines 3401 through 3403 plus 3498) (Line 34 above)												

(a) Finance and service charges not included in Lines 1 to 35 \$
(b) For health business on indicated lines report: Number of persons insured under PPO managed care products and number of persons insured under indemnity only products



EXHIBIT OF PREMIUMS AND LOSSES
BUSINESS IN THE STATE OF VERMONT DURING THE YEAR 2022

NAIC Group Code: 0215

NAIC Company Code: 10195

Line of Business	Gross Premiums, Including Policy and Membership Fees, Less Return Premiums and Premiums on Policies not Taken		3 Dividends Paid or Credited to Policyholders on Direct Business	4 Direct Unearned Premium Reserves	5 Direct Losses Paid (deducting salvage)	6 Direct Losses Incurred	7 Direct Losses Unpaid	8 Direct Defense and Cost Containment Expense Paid	9 Direct Defense and Cost Containment Expense Incurred	10 Direct Defense and Cost Containment Expense Unpaid	11 Commissions and Brokerage Expenses	12 Taxes, Licenses and Fees
	1 Direct Premiums Written	2 Direct Premiums Earned										
1. Fire												
2.1. Allied Lines												
2.2. Multiple Peril Crop												
2.3. Federal Flood												
2.4. Private Crop												
2.5. Private Flood												
3. Farmowners Multiple Peril												
4. Homeowners Multiple Peril												
5.1. Commercial Multiple Peril (Non-Liability Portion)												
5.2. Commercial Multiple Peril (Liability Portion)												
6. Mortgage Guaranty												
8. Ocean Marine												
9. Inland Marine												
10. Financial Guaranty												
11.1. Medical Professional Liability – Occurrence												
11.2. Medical Professional Liability – Claims-Made												
12. Earthquake												
13.1. Comprehensive (hospital and medical) ind (b)												
13.2. Comprehensive (hospital and medical) group (b)												
14. Credit A&H (Group and Individual)												
15.1. Vision Only (b)												
15.2. Dental Only (b)												
15.3. Disability Income (b)												
15.4. Medicare Supplement (b)												
15.5. Medicaid Title XIX (b)												
15.6. Medicare Title XVIII (b)												
15.7. Long-Term Care (b)												
15.8. Federal Employees Health Benefits Plan (b)												
15.9. Other Health (b)												
16. Workers' Compensation												
17.1. Other Liability—Occurrence												
17.2. Other Liability—Claims-Made												
17.3. Excess Workers' Compensation												
18.1. Products Liability – Occurrence												
18.2. Products Liability – Claims-Made												
19.1. Private Passenger Auto No-Fault (Personal Injury Protection)												
19.2. Other Private Passenger Auto Liability												
19.3. Commercial Auto No-Fault (Personal Injury Protection)												
19.4. Other Commercial Auto Liability												
21.1. Private Passenger Auto Physical Damage												
21.2. Commercial Auto Physical Damage												
22. Aircraft (all perils)												
23. Fidelity												
24. Surety												
26. Burglary and Theft												
27. Boiler and Machinery												
28. Credit												
29. International												
30. Warranty												
31. Reins nonproportional assumed property	XXX	XXX	XXX	XXX	XXX	XXX	XXX	XXX	XXX	XXX	XXX	XXX
32. Reins nonproportional assumed liability	XXX	XXX	XXX	XXX	XXX	XXX	XXX	XXX	XXX	XXX	XXX	XXX
33. Reins nonproportional assumed financial lines	XXX	XXX	XXX	XXX	XXX	XXX	XXX	XXX	XXX	XXX	XXX	XXX
34. Aggregate Write-Ins for Other Lines of Business												
35. TOTAL (a)												
Details of Write-Ins												
3401.												
3402.												
3403.												
3498. Summary of remaining write-ins for Line 34 from overflow page												
3499. Totals (Lines 3401 through 3403 plus 3498) (Line 34 above)												

(a) Finance and service charges not included in Lines 1 to 35 \$
(b) For health business on indicated lines report: Number of persons insured under PPO managed care products and number of persons insured under indemnity only products



EXHIBIT OF PREMIUMS AND LOSSES
BUSINESS IN THE STATE OF VIRGINIA DURING THE YEAR 2022

NAIC Group Code: 0215

NAIC Company Code: 10195

Line of Business	Gross Premiums, Including Policy and Membership Fees, Less Return Premiums and Premiums on Policies not Taken		3 Dividends Paid or Credited to Policyholders on Direct Business	4 Direct Unearned Premium Reserves	5 Direct Losses Paid (deducting salvage)	6 Direct Losses Incurred	7 Direct Losses Unpaid	8 Direct Defense and Cost Containment Expense Paid	9 Direct Defense and Cost Containment Expense Incurred	10 Direct Defense and Cost Containment Expense Unpaid	11 Commissions and Brokerage Expenses	12 Taxes, Licenses and Fees
	1 Direct Premiums Written	2 Direct Premiums Earned										
1. Fire												
2.1. Allied Lines												
2.2. Multiple Peril Crop												
2.3. Federal Flood												
2.4. Private Crop												
2.5. Private Flood												
3. Farmowners Multiple Peril												
4. Homeowners Multiple Peril												
5.1. Commercial Multiple Peril (Non-Liability Portion)												
5.2. Commercial Multiple Peril (Liability Portion)												
6. Mortgage Guaranty												
8. Ocean Marine												
9. Inland Marine												
10. Financial Guaranty												
11.1. Medical Professional Liability – Occurrence												
11.2. Medical Professional Liability – Claims-Made												
12. Earthquake												
13.1. Comprehensive (hospital and medical) ind (b)												
13.2. Comprehensive (hospital and medical) group (b)												
14. Credit A&H (Group and Individual)												
15.1. Vision Only (b)												
15.2. Dental Only (b)												
15.3. Disability Income (b)												
15.4. Medicare Supplement (b)												
15.5. Medicaid Title XIX (b)												
15.6. Medicare Title XVIII (b)												
15.7. Long-Term Care (b)												
15.8. Federal Employees Health Benefits Plan (b)												
15.9. Other Health (b)												
16. Workers' Compensation												
17.1. Other Liability—Occurrence												
17.2. Other Liability—Claims-Made												
17.3. Excess Workers' Compensation												
18.1. Products Liability – Occurrence												
18.2. Products Liability – Claims-Made												
19.1. Private Passenger Auto No-Fault (Personal Injury Protection)												
19.2. Other Private Passenger Auto Liability												
19.3. Commercial Auto No-Fault (Personal Injury Protection)												
19.4. Other Commercial Auto Liability												
21.1. Private Passenger Auto Physical Damage												
21.2. Commercial Auto Physical Damage												
22. Aircraft (all perils)												
23. Fidelity												
24. Surety												
26. Burglary and Theft												
27. Boiler and Machinery												
28. Credit												
29. International												
30. Warranty												
31. Reins nonproportional assumed property	XXX	XXX	XXX	XXX	XXX	XXX	XXX	XXX	XXX	XXX	XXX	XXX
32. Reins nonproportional assumed liability	XXX	XXX	XXX	XXX	XXX	XXX	XXX	XXX	XXX	XXX	XXX	XXX
33. Reins nonproportional assumed financial lines	XXX	XXX	XXX	XXX	XXX	XXX	XXX	XXX	XXX	XXX	XXX	XXX
34. Aggregate Write-Ins for Other Lines of Business												
35. TOTAL (a)												
Details of Write-Ins												
3401.												
3402.												
3403.												
3498. Summary of remaining write-ins for Line 34 from overflow page												
3499. Totals (Lines 3401 through 3403 plus 3498) (Line 34 above)												

(a) Finance and service charges not included in Lines 1 to 35 \$
(b) For health business on indicated lines report: Number of persons insured under PPO managed care products and number of persons insured under indemnity only products



EXHIBIT OF PREMIUMS AND LOSSES
BUSINESS IN THE STATE OF WASHINGTON DURING THE YEAR 2022

NAIC Group Code: 0215

NAIC Company Code: 10195

Line of Business	Gross Premiums, Including Policy and Membership Fees, Less Return Premiums and Premiums on Policies not Taken		3 Dividends Paid or Credited to Policyholders on Direct Business	4 Direct Unearned Premium Reserves	5 Direct Losses Paid (deducting salvage)	6 Direct Losses Incurred	7 Direct Losses Unpaid	8 Direct Defense and Cost Containment Expense Paid	9 Direct Defense and Cost Containment Expense Incurred	10 Direct Defense and Cost Containment Expense Unpaid	11 Commissions and Brokerage Expenses	12 Taxes, Licenses and Fees
	1 Direct Premiums Written	2 Direct Premiums Earned										
1. Fire												
2.1. Allied Lines												
2.2. Multiple Peril Crop												
2.3. Federal Flood												
2.4. Private Crop												
2.5. Private Flood												
3. Farmowners Multiple Peril												
4. Homeowners Multiple Peril												
5.1. Commercial Multiple Peril (Non-Liability Portion)												
5.2. Commercial Multiple Peril (Liability Portion)												
6. Mortgage Guaranty												
8. Ocean Marine												
9. Inland Marine												
10. Financial Guaranty												
11.1. Medical Professional Liability – Occurrence												
11.2. Medical Professional Liability – Claims-Made												
12. Earthquake												
13.1. Comprehensive (hospital and medical) ind (b)												
13.2. Comprehensive (hospital and medical) group (b)												
14. Credit A&H (Group and Individual)												
15.1. Vision Only (b)												
15.2. Dental Only (b)												
15.3. Disability Income (b)												
15.4. Medicare Supplement (b)												
15.5. Medicaid Title XIX (b)												
15.6. Medicare Title XVIII (b)												
15.7. Long-Term Care (b)												
15.8. Federal Employees Health Benefits Plan (b)												
15.9. Other Health (b)												
16. Workers' Compensation												
17.1. Other Liability—Occurrence												
17.2. Other Liability—Claims-Made												
17.3. Excess Workers' Compensation												
18.1. Products Liability – Occurrence												
18.2. Products Liability – Claims-Made												
19.1. Private Passenger Auto No-Fault (Personal Injury Protection)												
19.2. Other Private Passenger Auto Liability												
19.3. Commercial Auto No-Fault (Personal Injury Protection)												
19.4. Other Commercial Auto Liability												
21.1. Private Passenger Auto Physical Damage												
21.2. Commercial Auto Physical Damage												
22. Aircraft (all perils)												
23. Fidelity												
24. Surety												
26. Burglary and Theft												
27. Boiler and Machinery												
28. Credit												
29. International												
30. Warranty												
31. Reins nonproportional assumed property	XXX	XXX	XXX	XXX	XXX	XXX	XXX	XXX	XXX	XXX	XXX	XXX
32. Reins nonproportional assumed liability	XXX	XXX	XXX	XXX	XXX	XXX	XXX	XXX	XXX	XXX	XXX	XXX
33. Reins nonproportional assumed financial lines	XXX	XXX	XXX	XXX	XXX	XXX	XXX	XXX	XXX	XXX	XXX	XXX
34. Aggregate Write-Ins for Other Lines of Business												
35. TOTAL (a)												
Details of Write-Ins												
3401.												
3402.												
3403.												
3498. Summary of remaining write-ins for Line 34 from overflow page												
3499. Totals (Lines 3401 through 3403 plus 3498) (Line 34 above)												

(a) Finance and service charges not included in Lines 1 to 35 \$
(b) For health business on indicated lines report: Number of persons insured under PPO managed care products and number of persons insured under indemnity only products



EXHIBIT OF PREMIUMS AND LOSSES

BUSINESS IN THE STATE OF WEST VIRGINIA DURING THE YEAR 2022

NAIC Group Code: 0215

NAIC Company Code: 10195

Line of Business	Gross Premiums, Including Policy and Membership Fees, Less Return Premiums and Premiums on Policies not Taken		3	4	5	6	7	8	9	10	11	12
	1	2										
	Direct Premiums Written	Direct Premiums Earned	Dividends Paid or Credited to Policyholders on Direct Business	Direct Unearned Premium Reserves	Direct Losses Paid (deducting salvage)	Direct Losses Incurred	Direct Losses Unpaid	Direct Defense and Cost Containment Expense Paid	Direct Defense and Cost Containment Expense Incurred	Direct Defense and Cost Containment Expense Unpaid	Commissions and Brokerage Expenses	Taxes, Licenses and Fees
1. Fire												
2.1. Allied Lines												
2.2. Multiple Peril Crop												
2.3. Federal Flood												
2.4. Private Crop												
2.5. Private Flood												
3. Farmowners Multiple Peril												
4. Homeowners Multiple Peril												
5.1. Commercial Multiple Peril (Non-Liability Portion)												
5.2. Commercial Multiple Peril (Liability Portion)												
6. Mortgage Guaranty												
8. Ocean Marine												
9. Inland Marine												
10. Financial Guaranty												
11.1. Medical Professional Liability – Occurrence												
11.2. Medical Professional Liability – Claims-Made												
12. Earthquake												
13.1. Comprehensive (hospital and medical) ind (b)												
13.2. Comprehensive (hospital and medical) group (b)												
14. Credit A&H (Group and Individual)												
15.1. Vision Only (b)												
15.2. Dental Only (b)												
15.3. Disability Income (b)												
15.4. Medicare Supplement (b)												
15.5. Medicaid Title XIX (b)												
15.6. Medicare Title XVIII (b)												
15.7. Long-Term Care (b)												
15.8. Federal Employees Health Benefits Plan (b)												
15.9. Other Health (b)												
16. Workers' Compensation												
17.1. Other Liability—Occurrence												
17.2. Other Liability—Claims-Made												
17.3. Excess Workers' Compensation												
18.1. Products Liability – Occurrence												
18.2. Products Liability – Claims-Made												
19.1. Private Passenger Auto No-Fault (Personal Injury Protection)												
19.2. Other Private Passenger Auto Liability												
19.3. Commercial Auto No-Fault (Personal Injury Protection)												
19.4. Other Commercial Auto Liability												
21.1. Private Passenger Auto Physical Damage												
21.2. Commercial Auto Physical Damage												
22. Aircraft (all perils)												
23. Fidelity												
24. Surety												
26. Burglary and Theft												
27. Boiler and Machinery												
28. Credit												
29. International												
30. Warranty												
31. Reins nonproportional assumed property	XXX	XXX	XXX	XXX	XXX	XXX	XXX	XXX	XXX	XXX	XXX	XXX
32. Reins nonproportional assumed liability	XXX	XXX	XXX	XXX	XXX	XXX	XXX	XXX	XXX	XXX	XXX	XXX
33. Reins nonproportional assumed financial lines	XXX	XXX	XXX	XXX	XXX	XXX	XXX	XXX	XXX	XXX	XXX	XXX
34. Aggregate Write-Ins for Other Lines of Business												
35. TOTAL (a)												
Details of Write-Ins												
3401.												
3402.												
3403.												
3498. Summary of remaining write-ins for Line 34 from overflow page												
3499. Totals (Lines 3401 through 3403 plus 3498) (Line 34 above)												

(a) Finance and service charges not included in Lines 1 to 35 \$
(b) For health business on indicated lines report: Number of persons insured under PPO managed care products and number of persons insured under indemnity only products



EXHIBIT OF PREMIUMS AND LOSSES
BUSINESS IN THE STATE OF WISCONSIN DURING THE YEAR 2022

NAIC Group Code: 0215

NAIC Company Code: 10195

Line of Business	Gross Premiums, Including Policy and Membership Fees, Less Return Premiums and Premiums on Policies not Taken		3 Dividends Paid or Credited to Policyholders on Direct Business	4 Direct Unearned Premium Reserves	5 Direct Losses Paid (deducting salvage)	6 Direct Losses Incurred	7 Direct Losses Unpaid	8 Direct Defense and Cost Containment Expense Paid	9 Direct Defense and Cost Containment Expense Incurred	10 Direct Defense and Cost Containment Expense Unpaid	11 Commissions and Brokerage Expenses	12 Taxes, Licenses and Fees
	1 Direct Premiums Written	2 Direct Premiums Earned										
1. Fire												
2.1. Allied Lines												
2.2. Multiple Peril Crop												
2.3. Federal Flood												
2.4. Private Crop												
2.5. Private Flood												
3. Farmowners Multiple Peril												
4. Homeowners Multiple Peril												
5.1. Commercial Multiple Peril (Non-Liability Portion)												
5.2. Commercial Multiple Peril (Liability Portion)												
6. Mortgage Guaranty												
8. Ocean Marine												
9. Inland Marine												
10. Financial Guaranty												
11.1. Medical Professional Liability – Occurrence												
11.2. Medical Professional Liability – Claims-Made												
12. Earthquake												
13.1. Comprehensive (hospital and medical) ind (b)												
13.2. Comprehensive (hospital and medical) group (b)												
14. Credit A&H (Group and Individual)												
15.1. Vision Only (b)												
15.2. Dental Only (b)												
15.3. Disability Income (b)												
15.4. Medicare Supplement (b)												
15.5. Medicaid Title XIX (b)												
15.6. Medicare Title XVIII (b)												
15.7. Long-Term Care (b)												
15.8. Federal Employees Health Benefits Plan (b)												
15.9. Other Health (b)												
16. Workers' Compensation												
17.1. Other Liability—Occurrence												
17.2. Other Liability—Claims-Made												
17.3. Excess Workers' Compensation												
18.1. Products Liability – Occurrence												
18.2. Products Liability – Claims-Made												
19.1. Private Passenger Auto No-Fault (Personal Injury Protection)												
19.2. Other Private Passenger Auto Liability												
19.3. Commercial Auto No-Fault (Personal Injury Protection)												
19.4. Other Commercial Auto Liability												
21.1. Private Passenger Auto Physical Damage												
21.2. Commercial Auto Physical Damage												
22. Aircraft (all perils)												
23. Fidelity												
24. Surety												
26. Burglary and Theft												
27. Boiler and Machinery												
28. Credit												
29. International												
30. Warranty												
31. Reins nonproportional assumed property	XXX	XXX	XXX	XXX	XXX	XXX	XXX	XXX	XXX	XXX	XXX	XXX
32. Reins nonproportional assumed liability	XXX	XXX	XXX	XXX	XXX	XXX	XXX	XXX	XXX	XXX	XXX	XXX
33. Reins nonproportional assumed financial lines	XXX	XXX	XXX	XXX	XXX	XXX	XXX	XXX	XXX	XXX	XXX	XXX
34. Aggregate Write-Ins for Other Lines of Business												
35. TOTAL (a)												
Details of Write-Ins												
3401.												
3402.												
3403.												
3498. Summary of remaining write-ins for Line 34 from overflow page												
3499. Totals (Lines 3401 through 3403 plus 3498) (Line 34 above)												

(a) Finance and service charges not included in Lines 1 to 35 \$
(b) For health business on indicated lines report: Number of persons insured under PPO managed care products and number of persons insured under indemnity only products



EXHIBIT OF PREMIUMS AND LOSSES
BUSINESS IN THE STATE OF WYOMING DURING THE YEAR 2022

NAIC Group Code: 0215

NAIC Company Code: 10195

Line of Business	Gross Premiums, Including Policy and Membership Fees, Less Return Premiums and Premiums on Policies not Taken		3 Dividends Paid or Credited to Policyholders on Direct Business	4 Direct Unearned Premium Reserves	5 Direct Losses Paid (deducting salvage)	6 Direct Losses Incurred	7 Direct Losses Unpaid	8 Direct Defense and Cost Containment Expense Paid	9 Direct Defense and Cost Containment Expense Incurred	10 Direct Defense and Cost Containment Expense Unpaid	11 Commissions and Brokerage Expenses	12 Taxes, Licenses and Fees
	1 Direct Premiums Written	2 Direct Premiums Earned										
1. Fire												
2.1. Allied Lines												
2.2. Multiple Peril Crop												
2.3. Federal Flood												
2.4. Private Crop												
2.5. Private Flood												
3. Farmowners Multiple Peril												
4. Homeowners Multiple Peril												
5.1. Commercial Multiple Peril (Non-Liability Portion)												
5.2. Commercial Multiple Peril (Liability Portion)												
6. Mortgage Guaranty												
8. Ocean Marine												
9. Inland Marine												
10. Financial Guaranty												
11.1. Medical Professional Liability – Occurrence												
11.2. Medical Professional Liability – Claims-Made												
12. Earthquake												
13.1. Comprehensive (hospital and medical) ind (b)												
13.2. Comprehensive (hospital and medical) group (b)												
14. Credit A&H (Group and Individual)												
15.1. Vision Only (b)												
15.2. Dental Only (b)												
15.3. Disability Income (b)												
15.4. Medicare Supplement (b)												
15.5. Medicaid Title XIX (b)												
15.6. Medicare Title XVIII (b)												
15.7. Long-Term Care (b)												
15.8. Federal Employees Health Benefits Plan (b)												
15.9. Other Health (b)												
16. Workers' Compensation												
17.1. Other Liability—Occurrence												
17.2. Other Liability—Claims-Made												
17.3. Excess Workers' Compensation												
18.1. Products Liability – Occurrence												
18.2. Products Liability – Claims-Made												
19.1. Private Passenger Auto No-Fault (Personal Injury Protection)												
19.2. Other Private Passenger Auto Liability												
19.3. Commercial Auto No-Fault (Personal Injury Protection)												
19.4. Other Commercial Auto Liability												
21.1. Private Passenger Auto Physical Damage												
21.2. Commercial Auto Physical Damage												
22. Aircraft (all perils)												
23. Fidelity												
24. Surety												
26. Burglary and Theft												
27. Boiler and Machinery												
28. Credit												
29. International												
30. Warranty												
31. Reins nonproportional assumed property	XXX	XXX	XXX	XXX	XXX	XXX	XXX	XXX	XXX	XXX	XXX	XXX
32. Reins nonproportional assumed liability	XXX	XXX	XXX	XXX	XXX	XXX	XXX	XXX	XXX	XXX	XXX	XXX
33. Reins nonproportional assumed financial lines	XXX	XXX	XXX	XXX	XXX	XXX	XXX	XXX	XXX	XXX	XXX	XXX
34. Aggregate Write-Ins for Other Lines of Business												
35. TOTAL (a)												
Details of Write-Ins												
3401.												
3402.												
3403.												
3498. Summary of remaining write-ins for Line 34 from overflow page												
3499. Totals (Lines 3401 through 3403 plus 3498) (Line 34 above)												

(a) Finance and service charges not included in Lines 1 to 35 \$
(b) For health business on indicated lines report: Number of persons insured under PPO managed care products and number of persons insured under indemnity only products



EXHIBIT OF PREMIUMS AND LOSSES

GRAND TOTAL DURING THE YEAR 2022

NAIC Group Code: 0215

NAIC Company Code: 10195

Line of Business	Gross Premiums, Including Policy and Membership Fees, Less Return Premiums and Premiums on Policies not Taken		3	4	5	6	7	8	9	10	11	12
	1	2										
	Direct Premiums Written	Direct Premiums Earned	Dividends Paid or Credited to Policyholders on Direct Business	Direct Unearned Premium Reserves	Direct Losses Paid (deducting salvage)	Direct Losses Incurred	Direct Losses Unpaid	Direct Defense and Cost Containment Expense Paid	Direct Defense and Cost Containment Expense Incurred	Direct Defense and Cost Containment Expense Unpaid	Commissions and Brokerage Expenses	Taxes, Licenses and Fees
1. Fire												
2.1. Allied Lines												
2.2. Multiple Peril Crop												
2.3. Federal Flood												
2.4. Private Crop												
2.5. Private Flood												
3. Farmowners Multiple Peril												
4. Homeowners Multiple Peril												
5.1. Commercial Multiple Peril (Non-Liability Portion)												
5.2. Commercial Multiple Peril (Liability Portion)												
6. Mortgage Guaranty												
8. Ocean Marine												
9. Inland Marine												
10. Financial Guaranty												
11.1. Medical Professional Liability – Occurrence												
11.2. Medical Professional Liability – Claims-Made												
12. Earthquake												
13.1. Comprehensive (hospital and medical) ind (b)												
13.2. Comprehensive (hospital and medical) group (b)												
14. Credit A&H (Group and Individual)												
15.1. Vision Only (b)												
15.2. Dental Only (b)												
15.3. Disability Income (b)												
15.4. Medicare Supplement (b)												
15.5. Medicaid Title XIX (b)												
15.6. Medicare Title XVIII (b)												
15.7. Long-Term Care (b)												
15.8. Federal Employees Health Benefits Plan (b)												
15.9. Other Health (b)												
16. Workers' Compensation												
17.1. Other Liability—Occurrence												
17.2. Other Liability—Claims-Made												
17.3. Excess Workers' Compensation												
18.1. Products Liability – Occurrence												
18.2. Products Liability – Claims-Made												
19.1. Private Passenger Auto No-Fault (Personal Injury Protection)						(1)			(1)			
19.2. Other Private Passenger Auto Liability					(320)	(320)			(1)			2,831
19.3. Commercial Auto No-Fault (Personal Injury Protection)												
19.4. Other Commercial Auto Liability												
21.1. Private Passenger Auto Physical Damage					(1,050)	(1,050)						1,635
21.2. Commercial Auto Physical Damage												
22. Aircraft (all perils)												
23. Fidelity												
24. Surety												
26. Burglary and Theft												
27. Boiler and Machinery												
28. Credit												
29. International												
30. Warranty												
31. Reins nonproportional assumed property	XXX	XXX	XXX	XXX	XXX	XXX	XXX	XXX	XXX	XXX	XXX	XXX
32. Reins nonproportional assumed liability	XXX	XXX	XXX	XXX	XXX	XXX	XXX	XXX	XXX	XXX	XXX	XXX
33. Reins nonproportional assumed financial lines	XXX	XXX	XXX	XXX	XXX	XXX	XXX	XXX	XXX	XXX	XXX	XXX
34. Aggregate Write-Ins for Other Lines of Business												
35. TOTAL (a)					(1,370)	(1,371)			(1)	(1)		4,466
Details of Write-Ins												
3401.												
3402.												
3403.												
3498. Summary of remaining write-ins for Line 34 from overflow page												
3499. Totals (Lines 3401 through 3403 plus 3498) (Line 34 above)												

(a) Finance and service charges not included in Lines 1 to 35 \$
(b) For health business on indicated lines report: Number of persons insured under PPO managed care products and number of persons insured under indemnity only products

(20) Schedule F - Part 1

NONE

(21) Schedule F - Part 2

NONE

SCHEDULE F - PART 3

Ceded Reinsurance as of December 31, Current Year (\$000 Omitted)

1	2	3	4	5	6	Reinsurance Recoverable On									16	Reinsurance Payable		19	20
						7	8	9	10	11	12	13	14	15		17	18		
ID Number	NAIC Company Code	Name of Reinsurer	Domiciliary Jurisdiction	Special Code	Reinsurance Premiums Ceded	Paid Losses	Paid LAE	Known Case Loss Reserves	Known Case LAE Reserves	IBNR Loss Reserves	IBNR LAE Reserves	Unearned Premiums	Contingent Commissions	Cols. 7 through 14 Totals	Amount in Dispute Included in Column 15	Ceded Balances Payable	Other Amounts Due to Reinsurers	Net Amount Recoverable From Reinsurers Cols. 15- [17+18]	Funds Held by Company Under Reinsurance Treaties
Total Authorized, Affiliates, U.S. Intercompany Pooling																			
31-0943862.....	22268.....	INFINITY INSURANCE COMPANY.....	IN.....																
9999999 - Totals.....																			

SCHEDULE F - PART 3 (CONTINUED)
Ceded Reinsurance as of December 31, Current Year (\$000 Omitted)
(Credit Risk)

1	2	Collateral				25	26	27	Ceded Reinsurance Credit Risk								
		21	22	23	24				28	29	30	31	32	33	34	35	36
ID Number From Col. 1	Name of Reinsurer From Col. 3	Multiple Beneficiary Trusts	Letters of Credit	Issuing or Confirming Bank Reference Number	Single Beneficiary Trusts & Other Allowable Collateral	Total Funds Held, Payables & Collateral	Net Recoverable Net of Funds Held & Collateral	Applicable Sch. F Penalty (Col. 78)	Total Amount Recoverable From Reinsurers Less Penalty (Cols. 15 – 27)	Stressed Recoverable (Col. 28*120%)	Reinsurance Payable & Funds Held (Cols. 17+18+20; but not in excess of Col. 29)	Stressed Net Recoverable (Cols. 29 – 30)	Total Collateral (Cols. 21 + 22 + 24, not in Excess of Col. 31)	Stressed Net Recoverable Net of Collateral Offsets (Cols. 31 – 32)	Reinsurer Designation Equivalent	Credit Risk on Collateralized Recoverables (Col. 32 * Factor Applicable to Reinsurer Designation Equivalent in Col. 34)	Credit Risk on Un-collateralized Recoverables (Col. 33 * Factor Applicable to Reinsurer Designation Equivalent in Col. 34)
Total Authorized, Affiliates, U.S. Intercompany Pooling																	
31-0943862	INFINITY INSURANCE COMPANY								XXX	XXX	XXX	XXX	XXX	XXX	XXX	XXX	XXX
9999999 – Totals				XXX											XXX		

SCHEDULE F - PART 3 (CONTINUED)

Ceded Reinsurance as of December 31, Current Year (\$000 Omitted)
(Aging of Ceded Reinsurance)

1	2	Reinsurance Recoverable on Paid Losses and Paid Loss Adjustment Expenses							44	45	46	47	48	49	50	51	52	53
		37	38	39	40	41	42	43										
ID Number From Col. 1	Name of Reinsurer From Col. 3	Current	Overdue 1 - 29 Days	Overdue 30 - 90 Days	Overdue 91 - 120 Days	Overdue Over 120 Days	Overdue Total Overdue Cols. 38 + 39 + 40 + 41	Total Due Cols. 37 + 42 (In total should equal Cols. 7 + 8)	Total Recoverable on Paid Losses & LAE Amounts in Dispute Included in Col. 43	Recoverable on Paid Losses & LAE Over 90 Days Past Due Amounts in Dispute Included in Cols. 40 & 41	Total Recoverable on Paid Losses & LAE Amounts Not in Dispute (Cols 43 – 44)	Recoverable on Paid Losses & LAE Over 90 Days Past Due Amounts Not in Dispute (Cols. 40 + 41 – 45)	Amounts Received Prior 90 Days	Percentage Overdue Col. 42/Col. 43	Percentage of Amounts More Than 90 Days Overdue Not in Dispute (Col. 47/[(Cols. 46 + 48)])	Percentage More Than 120 Days Overdue (Col. 41/Col. 43)	Is the Amount in Col. 50 Less Than 20%? (Yes or No)	Amounts in Col. 47 for Reinsurers with Values Less Than 20% in Col. 50
Total Authorized, Affiliates, U.S. Intercompany Pooling																		
31-0943862	INFINITY INSURANCE COMPANY																YES	
0199999 – Total Authorized, Affiliates, U.S. Intercompany Pooling																		
0499999 – Total Authorized, Affiliates, U.S. Non-Pool, Total																		
1499999 – Total Authorized Excluding Protected Cells																		
5799999 – Total Authorized, Unauthorized, Reciprocal Jurisdiction and Certified Excluding Protected Cells																		
9999999 – Totals																		

SCHEDULE F - PART 3 (CONTINUED)

Ceded Reinsurance as of December 31, Current Year (\$000 Omitted)
(Provision for Reinsurance for Certified Reinsurers)

1	2	Provision for Certified Reinsurance															
		54	55	56	57	58	59	60	61	62	63	64	65	Complete if Col. 52 = "No"; Otherwise Enter 0			69
														66	67	68	
		Certified Reinsurer Rating (1 through 6)	Effective Date of Certified Reinsurer Rating	Percent Collateral Required for Full Credit (0% through 100%)	Catastrophe Recoverables Qualifying for Collateral Deferral	Net Recoverables Subject to Collateral Requirements for Full Credit (Col. 19 – Col. 57)	Dollar Amount of Collateral Required (Col. 56 * Col. 58)	Percent of Collateral Provided for Net Recoverables Subject to Collateral Requirements ((Col. 20 + Col. 21 + Col. 22 + Col.24) / Col. 58)	Percent Credit Allowed on Net Recoverables Subject to Collateral Requirements (Col. 60 / Col. 56, not to exceed 100%)	20% of Recoverable on Paid Losses & LAE Over 90 Days Past Due Amounts in Dispute (Col. 45 * 20%)	Amount of Credit Allowed for Net Recoverables (Col. 57 +[Col. 58 * Col. 61])	Provision for Reinsurance with Certified Reinsurers Due to Collateral Deficiency (Col. 19 – Col. 63)	20% of Recoverable on Paid Losses & LAE Over 90 Days Past Due Amounts Not in Dispute (Col. 47 * 20%)	Total Collateral Provided (Col. 20 + Col. 21 + Col. 22 + Col.24; not to Exceed Col. 63)	Net Unsecured Recoverable for Which Credit is Allowed (Col. 63 -Col. 66)	20% of Amount in Col. 67	Provision for Overdue Reinsurance Ceded to Certified Reinsurers (Greater of [Col. 62 + Col. 65] or Col.68; not to Exceed Col. 63)
ID Number From Col. 1	Name of Reinsurer From Col. 3																
Total Authorized, Affiliates, U.S. Intercompany Pooling																	
31-0943862	INFINITY INSURANCE COMPANY	XXX	XXX	XXX	XXX	XXX	XXX	XXX	XXX	XXX	XXX	XXX	XXX	XXX	XXX	XXX	XXX
0199999 – Total Authorized, Affiliates, U.S. Intercompany Pooling																	
0499999 – Total Authorized, Affiliates, U.S. Non-Pool, Total																	
1499999 – Total Authorized Excluding Protected Cells																	
5799999 – Total Authorized, Unauthorized, Reciprocal Jurisdiction and Certified Excluding Protected Cells																	
9999999 – Totals																	

SCHEDULE F - PART 3 (CONTINUED)
Ceded Reinsurance as of December 31, Current Year (\$000 Omitted)
(Total Provision for Reinsurance)

1	2	70	Provision for Unauthorized Reinsurance		Provision for Overdue Authorized and Reciprocal Jurisdiction Reinsurance		Total Provision for Reinsurance			
			71	72	73	74	75	76	77	78
					Complete if Col. 52 = "Yes"; Otherwise Enter 0	Complete if Col. 52 = "No"; Otherwise Enter 0				
		20% of Recoverable on Paid Losses & LAE Over 90 Days Past Due Amounts Not in Dispute (Col. 47 * 20%)	Provision for Reinsurance with Unauthorized Reinsurers Due to Collateral Deficiency (Col. 26)	Provision for Overdue Reinsurance from Unauthorized Reinsurers and Amounts in Dispute (Col. 70 + 20% of the Amount in Col. 16)	20% of Recoverable on Paid Losses & LAE Over 90 Days Past Due Amounts Not in Dispute + 20% of Amounts in Dispute (Col. 47 * 20%) + [Col. 45 * 20%])	Greater of 20% of Net Recoverable Net of Funds Held & Collateral, or 20% of Recoverable on Paid Losses & LAE Over 90 Days Past Due (Greater of Col 26 * 20% or [Cols. 40 + 41] * 20%)	Provision for Amounts Ceded to Authorized and Reciprocal Jurisdiction Reinsurers (Cols. 73 + 74)	Provision for Amounts Ceded to Unauthorized Reinsurers (Cols. 71 + 72 Not in Excess of Col. 15)	Provision for Amounts Ceded to Certified Reinsurers (Cols. 64 + 69)	Total Provision for Reinsurance (Cols. 75 + 76 + 77)
ID Number From Col. 1	Name of Reinsurer From Col. 3									
Total Authorized, Affiliates, U.S. Intercompany Pooling										
31-0943862	INFINITY INSURANCE COMPANY		XXX	XXX				XXX	XXX	
0199999 – Total Authorized, Affiliates, U.S. Intercompany Pooling			XXX	XXX				XXX	XXX	
1499999 – Total Authorized Excluding Protected Cells			XXX	XXX				XXX	XXX	
5799999 – Total Authorized, Unauthorized, Reciprocal Jurisdiction and Certified Excluding Protected Cells										
9999999 – Totals										

(27) Schedule F - Part 4 - Issuing or Confirming Banks for Letters of Credit from Schedule F, Part 3

NONE

(28) Schedule F - Part 5A

NONE

(28) Schedule F - Part 5B

NONE

SCHEDULE F - PART 6

Restatement of Balance Sheet to Identify Net Credit for Reinsurance

	1	2	3
	As Reported (Net of Ceded)	Restatement Adjustments	Restated (Gross of Ceded)
ASSETS (Page 2, Col. 3)			
1. Cash and invested assets (Line 12)	3,157,594		3,157,594
2. Premiums and considerations (Line 15)			
3. Reinsurance recoverable on loss and loss adjustment expense payments (Line 16.1)			
4. Funds held by or deposited with reinsured companies (Line 16.2)			
5. Other assets	176,903		176,903
6. Net amount recoverable from reinsurers			
7. Protected cell assets (Line 27)			
8. Totals (Line 28)	3,334,497		3,334,497
LIABILITIES (Page 3)			
9. Losses and loss adjustment expenses (Lines 1 through 3)			
10. Taxes, expenses, and other obligations (Lines 4 through 8)	28,722		28,722
11. Unearned premiums (Line 9)			
12. Advance premiums (Line 10)			
13. Dividends declared and unpaid (Line 11.1 and 11.2)			
14. Ceded reinsurance premiums payable (net of ceding commissions) (Line 12)			
15. Funds held by company under reinsurance treaties (Line 13)			
16. Amounts withheld or retained by company for account of others (Line 14)			
17. Provision for reinsurance (Line 16)			
18. Other liabilities	647		647
19. Total liabilities excluding protected cell business (Line 26)	29,369		29,369
20. Protected cell liabilities (Line 27)			
21. Surplus as regards policyholders (Line 37)	3,305,127	XXX	3,305,127
22. Totals (Line 38)	3,334,497		3,334,497

NOTE: Is the restatement of this exhibit the result of grossing up balances ceded to affiliates under 100 percent reinsurance or pooling arrangements? YES
If yes, give full explanation: SEE NOTE 26. THE COMPANY IS A MEMBER OF AN UNDERWRITING POOL WHICH ULTIMATELY CEDES 100% TO TRINITY
UNIVERSAL INSURANCE COMPANY.

(30) Schedule H - Part 1

NONE

(30) Write-Ins for Line 11 - Deductions

NONE

(31) Schedule H - Part 2 - Reserves and Liabilities

NONE

(31) Schedule H - Part 3 - Test of Prior Year's Claim Reserves and Liabilities

NONE

(31) Schedule H - Part 4 - Reinsurance

NONE

(32) Schedule H - Part 5

NONE

SCHEDULE P - PART 1A - HOMEOWNERS/FARMOWNERS
(\$000 OMITTED)

Years in Which Premiums Were Earned and Losses Were Incurred	Premiums Earned			Loss and Loss Expense Payments								12
	1 Direct and Assumed	2 Ceded	3 Net (Cols. 1-2)	Loss Payments		Defense and Cost Containment Payments		Adjusting and Other Payments		10 Salvage and Subrogation Received	11 Total Net Paid (Cols. 4-5+6-7+8-9)	Number of Claims Reported Direct and Assumed
				4 Direct and Assumed	5 Ceded	6 Direct and Assumed	7 Ceded	8 Direct and Assumed	9 Ceded			
1. Prior	XXX	XXX	XXX									XXX
2. 2013												
3. 2014												
4. 2015												
5. 2016												
6. 2017												
7. 2018												
8. 2019												
9. 2020												
10. 2021												
11. 2022												
12. Totals	XXX	XXX	XXX									XXX

NONE

Years in Which Premiums Were Earned and Losses Were Incurred	Losses Unpaid				Defense and Cost Containment Unpaid				Adjusting and Other Unpaid		23	24	25
	Case Basis		Bulk + IBNR		Case Basis		Bulk + IBNR		21	22			
	13	14	15	16	17	18	19	20					
	Direct and Assumed	Ceded	Direct and Assumed	Ceded	Direct and Assumed	Ceded	Direct and Assumed	Ceded			Direct and Assumed	Ceded	Salvage and Subrogation Anticipated
1. Prior													
2. 2013													
3. 2014													
4. 2015													
5. 2016													
6. 2017													
7. 2018													
8. 2019													
9. 2020													
10. 2021													
11. 2022													
12. Totals													

Years in Which Premiums Were Earned and Losses Were Incurred	Total Losses and Loss Expenses Incurred			Loss and Loss Expense Percentage (Incurred/Premiums Earned)			Nontabular Discount		34	Net Balance Sheet Reserves After Discount	
	26	27	28	29	30	31	32	33	Inter-Company Pooling Participation Percentage	35	36
	Direct and Assumed	Ceded	Net	Direct and Assumed	Ceded	Net	Loss	Loss Expense		Losses Unpaid	Loss Expenses Unpaid
1. Prior	XXX	XXX	XXX	XXX	XXX	XXX			XXX		
2. 2013											
3. 2014											
4. 2015											
5. 2016											
6. 2017											
7. 2018											
8. 2019											
9. 2020											
10. 2021											
11. 2022											
12. Totals	XXX	XXX	XXX	XXX	XXX	XXX			XXX		

SCHEDULE P - PART 1B - PRIVATE PASSENGER AUTO LIABILITY/MEDICAL
(\$000 OMITTED)

Years in Which Premiums Were Earned and Losses Were Incurred	Premiums Earned			Loss and Loss Expense Payments								12	
	1 Direct and Assumed	2 Ceded	3 Net (Cols. 1-2)	Loss Payments		Defense and Cost Containment Payments		Adjusting and Other Payments		10 Salvage and Subrogation Received	11 Total Net Paid (Cols. 4-5+6-7+8-9)	Number of Claims Reported Direct and Assumed	
				4 Direct and Assumed	5 Ceded	6 Direct and Assumed	7 Ceded	8 Direct and Assumed	9 Ceded				
1. Prior	XXX	XXX	XXX	1	1							XXX	
2. 2013	834	1	833	548		22	1	94	2	5	661	219	
3. 2014	838	1	837	549	5	19	1	91	1	5	652	214	
4. 2015	829	1	828	568	3	19		90	2	4	672	216	
5. 2016	835	1	834	575	10	17	1	93	3	4	671	213	
6. 2017	808	1	807	536		14	(1)	88	1	4	638	200	
7. 2018	873	88	785	534	35	12	(4)	90	2	3	603	200	
8. 2019	973	973		613	613	12	12	121	121			219	
9. 2020	1,189	1,189		610	610	9	9	114	114			192	
10. 2021	1,269	1,269		731	731	8	8	147	147			267	
11. 2022	1,293	1,293		418	418	3	3	108	108			233	
12. Totals	XXX	XXX	XXX	5,682	2,425	136	31	1,036	501	25	3,897	XXX	

Years in Which Premiums Were Earned and Losses Were Incurred	Losses Unpaid				Defense and Cost Containment Unpaid				Adjusting and Other Unpaid		23 Salvage and Subrogation Anticipated	24 Total Net Losses and Expenses Unpaid	25 Number of Claims Outstanding Direct and Assumed	
	Case Basis		Bulk + IBNR		Case Basis		Bulk + IBNR		21 Direct and Assumed	22 Ceded				
	13 Direct and Assumed	14 Ceded	15 Direct and Assumed	16 Ceded	17 Direct and Assumed	18 Ceded	19 Direct and Assumed	20 Ceded						
1. Prior	(1)	(1)												
2. 2013														
3. 2014	1	1												
4. 2015	9	9					1	1						
5. 2016	3	3	1	1	1	1	2	2	1	1			1	
6. 2017	5	5	2	2	2	2	1	1	1	1			1	
7. 2018	7	7	2	2	2	2	3	3	2	2			1	
8. 2019	14	14	7	7	3	3	4	4	3	3			3	
9. 2020	30	30	22	22	4	4	9	9	6	6			5	
10. 2021	111	111	71	71	7	7	19	19	18	18			15	
11. 2022	218	218	282	282	9	9	26	26	54	54			43	
12. Totals	396	396	388	388	27	27	65	65	85	85			69	

Years in Which Premiums Were Earned and Losses Were Incurred	Total Losses and Loss Expenses Incurred			Loss and Loss Expense Percentage (Incurred/Premiums Earned)			Nontabular Discount		34 Inter-Company Pooling Participation Percentage	Net Balance Sheet Reserves After Discount			
	26 Direct and Assumed	27 Ceded	28 Net	29 Direct and Assumed	30 Ceded	31 Net	32 Loss	33 Loss Expense		35 Losses Unpaid	36 Loss Expenses Unpaid		
1. Prior	XXX	XXX	XXX	XXX	XXX	XXX			XXX				
2. 2013	664	3	661	79.647	325.379	79.352			0.100				
3. 2014	660	8	652	78.711	759.858	77.897			0.100				
4. 2015	687	15	672	82.901	1,525.009	81.159			0.100				
5. 2016	693	22	671	82.937	2,152.656	80.456			0.100				
6. 2017	649	11	638	80.270	1,057.877	79.058			0.100				
7. 2018	652	49	603	74.658	55.412	76.815			0.100				
8. 2019	778	778		79.931	79.931				0.100				
9. 2020	804	804		67.631	67.631				0.100				
10. 2021	1,111	1,111		87.578	87.578				0.100				
11. 2022	1,118	1,118		86.423	86.423				0.100				
12. Totals	XXX	XXX	XXX	XXX	XXX	XXX			XXX				

SCHEDULE P - PART 1C - COMMERCIAL AUTO/TRUCK LIABILITY/MEDICAL
(\$000 OMITTED)

Years in Which Premiums Were Earned and Losses Were Incurred	Premiums Earned			Loss and Loss Expense Payments								12	
	1 Direct and Assumed	2 Ceded	3 Net (Cols. 1-2)	Loss Payments		Defense and Cost Containment Payments		Adjusting and Other Payments		10 Salvage and Subrogation Received	11 Total Net Paid (Cols. 4-5+6-7+8-9)	Number of Claims Reported Direct and Assumed	
				4 Direct and Assumed	5 Ceded	6 Direct and Assumed	7 Ceded	8 Direct and Assumed	9 Ceded				
1. Prior	XXX	XXX	XXX									XXX	
2. 2013	67	6	61	41	2	2		6	1	1	46	9	
3. 2014	80	8	72	58	7	3		6			60	11	
4. 2015	96	10	86	77	7	4		6	(1)	1	81	14	
5. 2016	111	7	104	88	8	4		7	(2)	1	93	14	
6. 2017	123	5	118	80	(5)	4	(1)	7	(2)	1	99	14	
7. 2018	141	20	121	78	(5)	3	(2)	7	(4)		99	15	
8. 2019	179	179		90	90	2	2	10	10			16	
9. 2020	283	283		103	103	2	2	13	13			16	
10. 2021	333	333		125	125	2	2	17	17			23	
11. 2022	428	428		72	72			14	14			29	
12. Totals	XXX	XXX	XXX	811	403	27	4	94	47	4	478	XXX	

Years in Which Premiums Were Earned and Losses Were Incurred	Losses Unpaid				Defense and Cost Containment Unpaid				Adjusting and Other Unpaid		23 Salvage and Subrogation Anticipated	24 Total Net Losses and Expenses Unpaid	25 Number of Claims Outstanding Direct and Assumed
	Case Basis		Bulk + IBNR		Case Basis		Bulk + IBNR		21 Direct and Assumed	22 Ceded			
	13 Direct and Assumed	14 Ceded	15 Direct and Assumed	16 Ceded	17 Direct and Assumed	18 Ceded	19 Direct and Assumed	20 Ceded					
1. Prior													
2. 2013	4	4											
3. 2014													
4. 2015													
5. 2016	1	1											
6. 2017	2	2											
7. 2018	4	4	1	1			1	1					
8. 2019	9	9	1	1			2	2					
9. 2020	25	25	9	9	1	1	6	6	1	1			1
10. 2021	57	57	32	32	1	1	10	10	3	3			2
11. 2022	78	78	134	134	1	1	17	17	12	12			7
12. Totals	180	180	178	178	4	4	37	37	18	18			10

Years in Which Premiums Were Earned and Losses Were Incurred	Total Losses and Loss Expenses Incurred			Loss and Loss Expense Percentage (Incurred/Premiums Earned)			Nontabular Discount		34 Inter-Company Pooling Participation Percentage	Net Balance Sheet Reserves After Discount	
	26 Direct and Assumed	27 Ceded	28 Net	29 Direct and Assumed	30 Ceded	31 Net	32 Loss	33 Loss Expense		35 Losses Unpaid	36 Loss Expenses Unpaid
1. Prior	XXX	XXX	XXX	XXX	XXX	XXX			XXX		
2. 2013	54	8	46	80.206	128.967	75.410			0.100		
3. 2014	67	7	60	84.049	90.489	83.333			0.100		
4. 2015	87	6	81	90.804	61.715	94.186			0.100		
5. 2016	100	7	93	90.258	102.658	89.423			0.100		
6. 2017	94	(5)	99	76.374	(101.211)	83.898			0.100		
7. 2018	95	(4)	99	67.058	(22.239)	81.818			0.100		
8. 2019	116	116		64.620	64.620				0.100		
9. 2020	161	161		56.725	56.725				0.100		
10. 2021	247	247		74.246	74.246				0.100		
11. 2022	329	329		76.848	76.848				0.100		
12. Totals	XXX	XXX	XXX	XXX	XXX	XXX			XXX		

(38) Schedule P - Part 1D - Columns 1 to 12
NONE

(38) Schedule P - Part 1D - Columns 13 to 25
NONE

(38) Schedule P - Part 1D - Columns 26 to 36
NONE

(39) Schedule P - Part 1E - Columns 1 to 12
NONE

(39) Schedule P - Part 1E - Columns 13 to 25
NONE

(39) Schedule P - Part 1E - Columns 26 to 36
NONE

(40) Schedule P - Part 1F - Section 1 - Columns 1 to 12
NONE

(40) Schedule P - Part 1F - Section 1 - Columns 13 to 25
NONE

(40) Schedule P - Part 1F - Section 1 - Columns 26 to 36
NONE

(41) Schedule P - Part 1F - Section 2 - Columns 1 to 12
NONE

(41) Schedule P - Part 1F - Section 2 - Columns 13 to 25
NONE

(41) Schedule P - Part 1F - Section 2 - Columns 26 to 36
NONE

(42) Schedule P - Part 1G - Columns 1 to 12
NONE

(42) Schedule P - Part 1G - Columns 13 to 25
NONE

(42) Schedule P - Part 1G - Columns 26 to 36
NONE

SCHEDULE P - PART 1H - SECTION 1 - OTHER LIABILITY - OCCURRENCE
(\$000 OMITTED)

Years in Which Premiums Were Earned and Losses Were Incurred	Premiums Earned			Loss and Loss Expense Payments								12	
	1 Direct and Assumed	2 Ceded	3 Net (Cols. 1-2)	Loss Payments		Defense and Cost Containment Payments		Adjusting and Other Payments		10 Salvage and Subrogation Received	11 Total Net Paid (Cols. 4-5+6-7+8-9)	Number of Claims Reported Direct and Assumed	
				4 Direct and Assumed	5 Ceded	6 Direct and Assumed	7 Ceded	8 Direct and Assumed	9 Ceded				
1. Prior	XXX	XXX	XXX									XXX	
2. 2013													
3. 2014													
4. 2015													
5. 2016													
6. 2017													
7. 2018													
8. 2019													
9. 2020													
10. 2021	1	1											
11. 2022	1	1											
12. Totals	XXX	XXX	XXX									XXX	

Years in Which Premiums Were Earned and Losses Were Incurred	Losses Unpaid				Defense and Cost Containment Unpaid				Adjusting and Other Unpaid		23 Salvage and Subrogation Anticipated	24 Total Net Losses and Expenses Unpaid	25 Number of Claims Outstanding Direct and Assumed
	Case Basis		Bulk + IBNR		Case Basis		Bulk + IBNR		21 Direct and Assumed	22 Ceded			
	13 Direct and Assumed	14 Ceded	15 Direct and Assumed	16 Ceded	17 Direct and Assumed	18 Ceded	19 Direct and Assumed	20 Ceded					
1. Prior													
2. 2013													
3. 2014													
4. 2015													
5. 2016													
6. 2017													
7. 2018													
8. 2019													
9. 2020													
10. 2021													
11. 2022			1	1									
12. Totals			1	1									

Years in Which Premiums Were Earned and Losses Were Incurred	Total Losses and Loss Expenses Incurred			Loss and Loss Expense Percentage (Incurred/Premiums Earned)			Nontabular Discount		34 Inter-Company Pooling Participation Percentage	Net Balance Sheet Reserves After Discount	
	26 Direct and Assumed	27 Ceded	28 Net	29 Direct and Assumed	30 Ceded	31 Net	32 Loss	33 Loss Expense		35 Losses Unpaid	36 Loss Expenses Unpaid
1. Prior	XXX	XXX	XXX	XXX	XXX	XXX			XXX		
2. 2013									0.100		
3. 2014									0.100		
4. 2015									0.100		
5. 2016									0.100		
6. 2017									0.100		
7. 2018									0.100		
8. 2019									0.100		
9. 2020									0.100		
10. 2021				15.290	15.290				0.100		
11. 2022	1	1		86.545	86.545				0.100		
12. Totals	XXX	XXX	XXX	XXX	XXX	XXX			XXX		

SCHEDULE P - PART 1H - SECTION 2 - OTHER LIABILITY - CLAIMS-MADE
(\$000 OMITTED)

Years in Which Premiums Were Earned and Losses Were Incurred	Premiums Earned			Loss and Loss Expense Payments								12 Number of Claims Reported Direct and Assumed
	1 Direct and Assumed	2 Ceded	3 Net (Cols. 1-2)	Loss Payments		Defense and Cost Containment Payments		Adjusting and Other Payments		10 Salvage and Subrogation Received	11 Total Net Paid (Cols. 4-5+6-7+8-9)	
				4 Direct and Assumed	5 Ceded	6 Direct and Assumed	7 Ceded	8 Direct and Assumed	9 Ceded			
1. Prior	XXX	XXX	XXX									XXX
2. 2013												
3. 2014												
4. 2015												
5. 2016												
6. 2017												
7. 2018												
8. 2019												
9. 2020												
10. 2021												
11. 2022												
12. Totals	XXX	XXX	XXX									XXX

Years in Which Premiums Were Earned and Losses Were Incurred	Losses Unpaid				Defense and Cost Containment Unpaid				Adjusting and Other Unpaid		23 Salvage and Subrogation Anticipated	24 Total Net Losses and Expenses Unpaid	25 Number of Claims Outstanding Direct and Assumed
	Case Basis		Bulk + IBNR		Case Basis		Bulk + IBNR		21	22			
	13 Direct and Assumed	14 Ceded	15 Direct and Assumed	16 Ceded	17 Direct and Assumed	18 Ceded	19 Direct and Assumed	20 Ceded					
1. Prior													
2. 2013													
3. 2014													
4. 2015													
5. 2016													
6. 2017													
7. 2018													
8. 2019													
9. 2020													
10. 2021													
11. 2022													
12. Totals													

Years in Which Premiums Were Earned and Losses Were Incurred	Total Losses and Loss Expenses Incurred			Loss and Loss Expense Percentage (Incurred/Premiums Earned)			Nontabular Discount		34 Inter-Company Pooling Participation Percentage	Net Balance Sheet Reserves After Discount	
	26 Direct and Assumed	27 Ceded	28 Net	29 Direct and Assumed	30 Ceded	31 Net	32 Loss	33 Loss Expense		35 Losses Unpaid	36 Loss Expenses Unpaid
1. Prior	XXX	XXX	XXX	XXX	XXX	XXX			XXX		
2. 2013									0.100		
3. 2014									0.100		
4. 2015									0.100		
5. 2016									0.100		
6. 2017									0.100		
7. 2018									0.100		
8. 2019									0.100		
9. 2020									0.100		
10. 2021									0.100		
11. 2022				111.285	111.285				0.100		
12. Totals	XXX	XXX	XXX	XXX	XXX	XXX			XXX		

SCHEDULE P - PART 1I - SPECIAL PROPERTY (FIRE, ALLIED LINES, INLAND MARINE, EARTHQUAKE, BURGLARY AND THEFT)

(\$000 OMITTED)

Years in Which Premiums Were Earned and Losses Were Incurred	Premiums Earned			Loss and Loss Expense Payments								12
	1 Direct and Assumed	2 Ceded	3 Net (Cols. 1-2)	Loss Payments		Defense and Cost Containment Payments		Adjusting and Other Payments		10 Salvage and Subrogation Received	11 Total Net Paid (Cols. 4-5+6-7+8-9)	Number of Claims Reported Direct and Assumed
				4	5	6	7	8	9			
				Direct and Assumed	Ceded	Direct and Assumed	Ceded	Direct and Assumed	Ceded			
1. Prior	XXX	XXX	XXX									XXX
2. 2021												XXX
3. 2022												XXX
4. Totals	XXX	XXX	XXX									XXX

NONE

Years in Which Premiums Were Earned and Losses Were Incurred	Losses Unpaid				Defense and Cost Containment Unpaid				Adjusting and Other Unpaid		23	24	25
	Case Basis		Bulk + IBNR		Case Basis		Bulk + IBNR		21	22			
	13	14	15	16	17	18	19	20					
	Direct and Assumed	Ceded	Direct and Assumed	Ceded	Direct and Assumed	Ceded	Direct and Assumed	Ceded	Direct and Assumed	Ceded	Salvage and Subrogation Anticipated	Total Net Losses and Expenses Unpaid	Number of Claims Outstanding Direct and Assumed
1. Prior													
2. 2021													
3. 2022													
4. Totals													

Years in Which Premiums Were Earned and Losses Were Incurred	Total Losses and Loss Expenses Incurred			Loss and Loss Expense Percentage (Incurred/Premiums Earned)			Nontabular Discount		34	Net Balance Sheet Reserves After Discount	
	26	27	28	29	30	31	32	33	Inter-Company Pooling Participation Percentage	35	36
	Direct and Assumed	Ceded	Net	Direct and Assumed	Ceded	Net	Loss	Loss Expense		Losses Unpaid	Loss Expenses Unpaid
1. Prior	XXX	XXX	XXX	XXX	XXX	XXX			XXX		
2. 2021											
3. 2022											
4. Totals	XXX	XXX	XXX	XXX	XXX	XXX			XXX		

SCHEDULE P - PART 1J - AUTO PHYSICAL DAMAGE

(\$000 OMITTED)

Years in Which Premiums Were Earned and Losses Were Incurred	Premiums Earned			Loss and Loss Expense Payments								12 Number of Claims Reported Direct and Assumed
	1 Direct and Assumed	2 Ceded	3 Net (Cols. 1-2)	Loss Payments		Defense and Cost Containment Payments		Adjusting and Other Payments		10 Salvage and Subrogation Received	11 Total Net Paid (Cols. 4-5+6-7+8-9)	
				4 Direct and Assumed	5 Ceded	6 Direct and Assumed	7 Ceded	8 Direct and Assumed	9 Ceded			
1. Prior	XXX	XXX	XXX	(2)	(2)	1	1	7	7		XXX	
2. 2021	660	660		555	555	1	1	74	74		219	
3. 2022	729	729		562	562			70	70		211	
4. Totals	XXX	XXX	XXX	1,115	1,115	2	2	152	152		XXX	

Years in Which Premiums Were Earned and Losses Were Incurred	Losses Unpaid				Defense and Cost Containment Unpaid				Adjusting and Other Unpaid		23 Salvage and Subrogation Anticipated	24 Total Net Losses and Expenses Unpaid	25 Number of Claims Outstanding Direct and Assumed
	Case Basis		Bulk + IBNR		Case Basis		Bulk + IBNR		21 Direct and Assumed	22 Ceded			
	13 Direct and Assumed	14 Ceded	15 Direct and Assumed	16 Ceded	17 Direct and Assumed	18 Ceded	19 Direct and Assumed	20 Ceded					
1. Prior			(1)	(1)			1	1					
2. 2021	2	2	(7)	(7)			1	1					1
3. 2022	34	34	15	15	(1)	(1)	3	3	9	9			12
4. Totals	36	36	8	8			5	5	9	9			13

Years in Which Premiums Were Earned and Losses Were Incurred	Total Losses and Loss Expenses Incurred			Loss and Loss Expense Percentage (Incurred/Premiums Earned)			Nontabular Discount		34 Inter-Company Pooling Participation Percentage	Net Balance Sheet Reserves After Discount	
	26 Direct and Assumed	27 Ceded	28 Net	29 Direct and Assumed	30 Ceded	31 Net	32 Loss	33 Loss Expense		35 Losses Unpaid	36 Loss Expenses Unpaid
1. Prior	XXX	XXX	XXX	XXX	XXX	XXX			XXX		
2. 2021	626	626		94.910	94.910				0.100		
3. 2022	693	693		94.964	94.964				0.100		
4. Totals	XXX	XXX	XXX	XXX	XXX	XXX			XXX		

(47) Schedule P - Part 1K - Columns 1 to 12

NONE

(47) Schedule P - Part 1K - Columns 13 to 25

NONE

(47) Schedule P - Part 1K - Columns 26 to 36

NONE

(48) Schedule P - Part 1L - Columns 1 to 12

NONE

(48) Schedule P - Part 1L - Columns 13 to 25

NONE

(48) Schedule P - Part 1L - Columns 26 to 36

NONE

(49) Schedule P - Part 1M - Columns 1 to 12

NONE

(49) Schedule P - Part 1M - Columns 13 to 25

NONE

(49) Schedule P - Part 1M - Columns 26 to 36

NONE

(50) Schedule P - Part 1N - Columns 1 to 12

NONE

(50) Schedule P - Part 1N - Columns 13 to 25

NONE

(50) Schedule P - Part 1N - Columns 26 to 36

NONE

(51) Schedule P - Part 1O - Columns 1 to 12

NONE

(51) Schedule P - Part 1O - Columns 13 to 25

NONE

(51) Schedule P - Part 1O - Columns 26 to 36

NONE

(52) Schedule P - Part 1P - Columns 1 to 12

NONE

(52) Schedule P - Part 1P - Columns 13 to 25

NONE

(52) Schedule P - Part 1P - Columns 26 to 36

NONE

(53) Schedule P - Part 1R - Section 1 - Columns 1 to 12

NONE

(53) Schedule P - Part 1R - Section 1 - Columns 13 to 25

NONE

(53) Schedule P - Part 1R - Section 1 - Columns 26 to 36

NONE

(54) Schedule P - Part 1R - Section 2 - Columns 1 to 12

NONE

(54) Schedule P - Part 1R - Section 2 - Columns 13 to 25

NONE

(54) Schedule P - Part 1R - Section 2 - Columns 26 to 36

NONE

(55) Schedule P - Part 1S - Columns 1 to 12

NONE

(55) Schedule P - Part 1S - Columns 13 to 25

NONE

(55) Schedule P - Part 1S - Columns 26 to 36

NONE

(56) Schedule P - Part 1T - Columns 1 to 12

NONE

(56) Schedule P - Part 1T - Columns 13 to 25

NONE

(56) Schedule P - Part 1T - Columns 26 to 36

NONE

SCHEDULE P - PART 2A - HOMEOWNERS/FARMOWNERS

Years in Which Losses Were Incurred	INCURRED NET LOSSES AND DEFENSE AND COST CONTAINMENT EXPENSES REPORTED AT YEAR-END (\$000 OMITTED)										DEVELOPMENT	
	1	2	3	4	5	6	7	8	9	10	11	12
	2013	2014	2015	2016	2017	2018	2019	2020	2021	2022	One Year	Two Year
1. Prior									4	4		4
2. 2013												
3. 2014	XXX											
4. 2015	XXX	XXX										
5. 2016	XXX	XXX	XXX									
6. 2017	XXX	XXX	XXX	XXX								
7. 2018	XXX	XXX	XXX	XXX	XXX							
8. 2019	XXX	XXX	XXX	XXX	XXX	XXX						
9. 2020	XXX	XXX	XXX	XXX	XXX	XXX	XXX					
10. 2021	XXX	XXX	XXX	XXX	XXX	XXX	XXX	XXX				XXX
11. 2022	XXX	XXX	XXX	XXX	XXX	XXX	XXX	XXX	XXX		XXX	XXX
12. Totals	XXX	XXX	XXX	XXX	XXX	XXX	XXX	XXX	XXX	XXX		4

SCHEDULE P - PART 2B - PRIVATE PASSENGER AUTO LIABILITY/MEDICAL

Years in Which Losses Were Incurred	INCURRED NET LOSSES AND DEFENSE AND COST CONTAINMENT EXPENSES REPORTED AT YEAR-END (\$000 OMITTED)										DEVELOPMENT	
	1	2	3	4	5	6	7	8	9	10	11	12
	2013	2014	2015	2016	2017	2018	2019	2020	2021	2022	One Year	Two Year
1. Prior	164	155	156	149	148	149	149	149	149	149		
2. 2013	589	591	577	570	570	569	569	569	569	569		
3. 2014	XXX	573	575	564	565	562	562	562	562	562		
4. 2015	XXX	XXX	586	585	584	584	584	584	584	584		
5. 2016	XXX	XXX	XXX	598	585	581	581	581	581	581		
6. 2017	XXX	XXX	XXX	XXX	553	551	551	551	551	551		
7. 2018	XXX	XXX	XXX	XXX	XXX	515	515	515	515	515		
8. 2019	XXX	XXX	XXX	XXX	XXX	XXX						
9. 2020	XXX	XXX	XXX	XXX	XXX	XXX	XXX					
10. 2021	XXX	XXX	XXX	XXX	XXX	XXX	XXX	XXX				XXX
11. 2022	XXX	XXX	XXX	XXX	XXX	XXX	XXX	XXX	XXX		XXX	XXX
12. Totals	XXX	XXX	XXX	XXX	XXX	XXX	XXX	XXX	XXX	XXX		

SCHEDULE P - PART 2C - COMMERCIAL AUTO/TRUCK LIABILITY/MEDICAL

Years in Which Losses Were Incurred	INCURRED NET LOSSES AND DEFENSE AND COST CONTAINMENT EXPENSES REPORTED AT YEAR-END (\$000 OMITTED)										DEVELOPMENT	
	1	2	3	4	5	6	7	8	9	10	11	12
	2013	2014	2015	2016	2017	2018	2019	2020	2021	2022	One Year	Two Year
1. Prior	18	15	15	15	14	14	14	14	14	14		
2. 2013	53	42	43	42	41	41	41	41	41	41		
3. 2014	XXX	54	52	54	55	54	54	54	54	54		
4. 2015	XXX	XXX	68	70	74	74	74	74	74	74		
5. 2016	XXX	XXX	XXX	79	80	84	84	84	84	84		
6. 2017	XXX	XXX	XXX	XXX	89	90	90	90	90	90		
7. 2018	XXX	XXX	XXX	XXX	XXX	88	88	88	88	88		
8. 2019	XXX	XXX	XXX	XXX	XXX	XXX						
9. 2020	XXX	XXX	XXX	XXX	XXX	XXX	XXX					
10. 2021	XXX	XXX	XXX	XXX	XXX	XXX	XXX	XXX				XXX
11. 2022	XXX	XXX	XXX	XXX	XXX	XXX	XXX	XXX	XXX		XXX	XXX
12. Totals	XXX	XXX	XXX	XXX	XXX	XXX	XXX	XXX	XXX	XXX		

SCHEDULE P - PART 2D - WORKERS' COMPENSATION

(EXCLUDING EXCESS WORKERS' COMPENSATION)

Years in Which Losses Were Incurred	INCURRED NET LOSSES AND DEFENSE AND COST CONTAINMENT EXPENSES REPORTED AT YEAR-END (\$000 OMITTED)										DEVELOPMENT	
	1	2	3	4	5	6	7	8	9	10	11	12
	2013	2014	2015	2016	2017	2018	2019	2020	2021	2022	One Year	Two Year
1. Prior												
2. 2013												
3. 2014	XXX											
4. 2015	XXX	XXX										
5. 2016	XXX	XXX	XXX									
6. 2017	XXX	XXX	XXX	XXX								
7. 2018	XXX	XXX	XXX	XXX	XXX							
8. 2019	XXX	XXX	XXX	XXX	XXX	XXX						
9. 2020	XXX	XXX	XXX	XXX	XXX	XXX	XXX					
10. 2021	XXX	XXX	XXX	XXX	XXX	XXX	XXX	XXX				XXX
11. 2022	XXX	XXX	XXX	XXX	XXX	XXX	XXX	XXX	XXX		XXX	XXX
12. Totals	XXX	XXX	XXX	XXX	XXX	XXX	XXX	XXX	XXX	XXX		

SCHEDULE P - PART 2E - COMMERCIAL MULTIPLE PERIL

Years in Which Losses Were Incurred	INCURRED NET LOSSES AND DEFENSE AND COST CONTAINMENT EXPENSES REPORTED AT YEAR-END (\$000 OMITTED)										DEVELOPMENT	
	1	2	3	4	5	6	7	8	9	10	11	12
	2013	2014	2015	2016	2017	2018	2019	2020	2021	2022	One Year	Two Year
1. Prior												
2. 2013												
3. 2014	XXX											
4. 2015	XXX	XXX										
5. 2016	XXX	XXX	XXX									
6. 2017	XXX	XXX	XXX	XXX								
7. 2018	XXX	XXX	XXX	XXX	XXX							
8. 2019	XXX	XXX	XXX	XXX	XXX	XXX						
9. 2020	XXX	XXX	XXX	XXX	XXX	XXX	XXX					
10. 2021	XXX	XXX	XXX	XXX	XXX	XXX	XXX	XXX				XXX
11. 2022	XXX	XXX	XXX	XXX	XXX	XXX	XXX	XXX	XXX		XXX	XXX
12. Totals	XXX	XXX	XXX	XXX	XXX	XXX	XXX	XXX	XXX	XXX		

(58) Schedule P - Part 2F - Section 1 - Medical Professional Liability - Occurrence

NONE

(58) Schedule P - Part 2F - Section 2 - Medical Professional Liability - Claims-Made

NONE

(58) Schedule P - Part 2G - Special Liability (Ocean Marine, Aircraft (All Perils), Boiler and Machinery)

NONE

(58) Schedule P - Part 2H - Section 1 - Other Liability - Occurrence

NONE

(58) Schedule P - Part 2H - Section 2 - Other Liability - Claims-Made

NONE

(59) Schedule P - Part 2I - Special Property (Fire, Allied Lines, Inland Marine, Earthquake, Burglary & Theft)

NONE

(59) Schedule P - Part 2J - Auto Physical Damage

NONE

(59) Schedule P - Part 2K - Fidelity, Surety

NONE

(59) Schedule P - Part 2L - Other (Including Credit, Accident and Health)

NONE

(59) Schedule P - Part 2M - International

NONE

(60) Schedule P - Part 2N - Reinsurance - Non Proportional Assumed Property

NONE

(60) Schedule P - Part 2O - Reinsurance - Non Proportional Assumed Liability

NONE

(60) Schedule P - Part 2P - Reinsurance - Non Proportional Assumed Financial Lines

NONE

(61) Schedule P - Part 2R - Section 1 - Products Liability - Occurrence

NONE

(61) Schedule P - Part 2R - Section 2 - Products Liability - Claims-Made

NONE

(61) Schedule P - Part 2S - Financial Guaranty/Mortgage Guaranty

NONE

(61) Schedule P - Part 2T - Warranty

NONE

SCHEDULE P - PART 3A - HOMEOWNERS/FARMOWNERS

Years in Which Losses Were Incurred	CUMULATIVE PAID NET LOSSES AND DEFENSE AND COST CONTAINMENT EXPENSES REPORTED AT YEAR-END (\$000 OMITTED)										11	12
	1	2	3	4	5	6	7	8	9	10	Number of Claims Closed With Loss Payment	Number of Claims Closed Without Loss Payment
	2013	2014	2015	2016	2017	2018	2019	2020	2021	2022		
1. Prior	XXX	1	1	1	2	4	4	4	4	4		
2. 2013												
3. 2014	XXX											
4. 2015	XXX	XXX										
5. 2016	XXX	XXX	XXX									
6. 2017	XXX	XXX	XXX	XXX								
7. 2018	XXX	XXX	XXX	XXX	XXX							
8. 2019	XXX	XXX	XXX	XXX	XXX	XXX						
9. 2020	XXX	XXX	XXX	XXX	XXX	XXX	XXX					
10. 2021	XXX	XXX	XXX	XXX	XXX	XXX	XXX	XXX				
11. 2022	XXX	XXX	XXX	XXX	XXX	XXX	XXX	XXX	XXX			

SCHEDULE P - PART 3B - PRIVATE PASSENGER AUTO LIABILITY/MEDICAL

Years in Which Losses Were Incurred	CUMULATIVE PAID NET LOSSES AND DEFENSE AND COST CONTAINMENT EXPENSES REPORTED AT YEAR-END (\$000 OMITTED)										11	12
	1	2	3	4	5	6	7	8	9	10	Number of Claims Closed With Loss Payment	Number of Claims Closed Without Loss Payment
	2013	2014	2015	2016	2017	2018	2019	2020	2021	2022		
1. Prior	XXX	84	119	135	142	149	149	149	149	149		
2. 2013	272	478	531	550	558	569	569	569	569	569	123	96
3. 2014	XXX	272	472	523	542	562	562	562	562	562	122	92
4. 2015	XXX	XXX	283	490	540	584	584	584	584	584	124	92
5. 2016	XXX	XXX	XXX	291	485	581	581	581	581	581	121	91
6. 2017	XXX	XXX	XXX	XXX	266	551	551	551	551	551	113	86
7. 2018	XXX	XXX	XXX	XXX	XXX	515	515	515	515	515	111	88
8. 2019	XXX	XXX	XXX	XXX	XXX	XXX					118	98
9. 2020	XXX	XXX	XXX	XXX	XXX	XXX	XXX				98	89
10. 2021	XXX	XXX	XXX	XXX	XXX	XXX	XXX	XXX			119	133
11. 2022	XXX	XXX	XXX	XXX	XXX	XXX	XXX	XXX	XXX		91	99

SCHEDULE P - PART 3C - COMMERCIAL AUTO/TRUCK LIABILITY/MEDICAL

Years in Which Losses Were Incurred	CUMULATIVE PAID NET LOSSES AND DEFENSE AND COST CONTAINMENT EXPENSES REPORTED AT YEAR-END (\$000 OMITTED)										11	12
	1	2	3	4	5	6	7	8	9	10	Number of Claims Closed With Loss Payment	Number of Claims Closed Without Loss Payment
	2013	2014	2015	2016	2017	2018	2019	2020	2021	2022		
1. Prior	XXX	8	11	13	14	14	14	14	14	14		
2. 2013	15	31	36	38	39	41	41	41	41	41	6	3
3. 2014	XXX	19	36	44	49	54	54	54	54	54	7	4
4. 2015	XXX	XXX	25	50	61	74	74	74	74	74	9	5
5. 2016	XXX	XXX	XXX	28	53	84	84	84	84	84	9	5
6. 2017	XXX	XXX	XXX	XXX	29	90	90	90	90	90	9	5
7. 2018	XXX	XXX	XXX	XXX	XXX	88	88	88	88	88	10	5
8. 2019	XXX	XXX	XXX	XXX	XXX	XXX					9	7
9. 2020	XXX	XXX	XXX	XXX	XXX	XXX	XXX				8	7
10. 2021	XXX	XXX	XXX	XXX	XXX	XXX	XXX	XXX			12	9
11. 2022	XXX	XXX	XXX	XXX	XXX	XXX	XXX	XXX	XXX		12	10

SCHEDULE P - PART 3D - WORKERS' COMPENSATION

(EXCLUDING EXCESS WORKERS' COMPENSATION)

Years in Which Losses Were Incurred	CUMULATIVE PAID NET LOSSES AND DEFENSE AND COST CONTAINMENT EXPENSES REPORTED AT YEAR-END (\$000 OMITTED)										11	12
	1	2	3	4	5	6	7	8	9	10	Number of Claims Closed With Loss Payment	Number of Claims Closed Without Loss Payment
	2013	2014	2015	2016	2017	2018	2019	2020	2021	2022		
1. Prior	XXX											
2. 2013												
3. 2014	XXX											
4. 2015	XXX	XXX										
5. 2016	XXX	XXX	XXX									
6. 2017	XXX	XXX	XXX	XXX								
7. 2018	XXX	XXX	XXX	XXX	XXX							
8. 2019	XXX	XXX	XXX	XXX	XXX	XXX						
9. 2020	XXX	XXX	XXX	XXX	XXX	XXX	XXX					
10. 2021	XXX	XXX	XXX	XXX	XXX	XXX	XXX	XXX				
11. 2022	XXX	XXX	XXX	XXX	XXX	XXX	XXX	XXX	XXX			

SCHEDULE P - PART 3E - COMMERCIAL MULTIPLE PERIL

Years in Which Losses Were Incurred	CUMULATIVE PAID NET LOSSES AND DEFENSE AND COST CONTAINMENT EXPENSES REPORTED AT YEAR-END (\$000 OMITTED)										11	12
	1	2	3	4	5	6	7	8	9	10	Number of Claims Closed With Loss Payment	Number of Claims Closed Without Loss Payment
	2013	2014	2015	2016	2017	2018	2019	2020	2021	2022		
1. Prior	XXX											
2. 2013												
3. 2014	XXX											
4. 2015	XXX	XXX										
5. 2016	XXX	XXX	XXX									
6. 2017	XXX	XXX	XXX	XXX								
7. 2018	XXX	XXX	XXX	XXX	XXX							
8. 2019	XXX	XXX	XXX	XXX	XXX	XXX						
9. 2020	XXX	XXX	XXX	XXX	XXX	XXX	XXX					
10. 2021	XXX	XXX	XXX	XXX	XXX	XXX	XXX	XXX				
11. 2022	XXX	XXX	XXX	XXX	XXX	XXX	XXX	XXX	XXX			

SCHEDULE P - PART 3F - SECTION 1 - MEDICAL PROFESSIONAL LIABILITY - OCCURRENCE

Years in Which Losses Were Incurred	CUMULATIVE PAID NET LOSSES AND DEFENSE AND COST CONTAINMENT EXPENSES REPORTED AT YEAR-END (\$000 OMITTED)										11	12
	1	2	3	4	5	6	7	8	9	10	Number of Claims Closed With Loss Payment	Number of Claims Closed Without Loss Payment
	2013	2014	2015	2016	2017	2018	2019	2020	2021	2022		
1. Prior	XXX											
2. 2013												
3. 2014	XXX											
4. 2015	XXX	XXX										
5. 2016	XXX	XXX	XXX									
6. 2017	XXX	XXX	XXX	XXX								
7. 2018	XXX	XXX	XXX	XXX	XXX							
8. 2019	XXX	XXX	XXX	XXX	XXX	XXX						
9. 2020	XXX	XXX	XXX	XXX	XXX	XXX	XXX					
10. 2021	XXX	XXX	XXX	XXX	XXX	XXX	XXX	XXX				
11. 2022	XXX	XXX	XXX	XXX	XXX	XXX	XXX	XXX	XXX			

SCHEDULE P - PART 3F - SECTION 2 - MEDICAL PROFESSIONAL LIABILITY - CLAIMS-MADE

Years in Which Losses Were Incurred	CUMULATIVE PAID NET LOSSES AND DEFENSE AND COST CONTAINMENT EXPENSES REPORTED AT YEAR-END (\$000 OMITTED)										11	12
	1	2	3	4	5	6	7	8	9	10	Number of Claims Closed With Loss Payment	Number of Claims Closed Without Loss Payment
	2013	2014	2015	2016	2017	2018	2019	2020	2021	2022		
1. Prior	XXX											
2. 2013												
3. 2014	XXX											
4. 2015	XXX	XXX										
5. 2016	XXX	XXX	XXX									
6. 2017	XXX	XXX	XXX	XXX								
7. 2018	XXX	XXX	XXX	XXX	XXX							
8. 2019	XXX	XXX	XXX	XXX	XXX	XXX						
9. 2020	XXX	XXX	XXX	XXX	XXX	XXX	XXX					
10. 2021	XXX	XXX	XXX	XXX	XXX	XXX	XXX	XXX				
11. 2022	XXX	XXX	XXX	XXX	XXX	XXX	XXX	XXX	XXX	XXX		

SCHEDULE P - PART 3G - SPECIAL LIABILITY (OCEAN MARINE, AIRCRAFT (ALL PERILS), BOILER AND MACHINERY)

Years in Which Losses Were Incurred	CUMULATIVE PAID NET LOSSES AND DEFENSE AND COST CONTAINMENT EXPENSES REPORTED AT YEAR-END (\$000 OMITTED)										11	12
	1	2	3	4	5	6	7	8	9	10	Number of Claims Closed With Loss Payment	Number of Claims Closed Without Loss Payment
	2013	2014	2015	2016	2017	2018	2019	2020	2021	2022		
1. Prior	XXX										XXX	XXX
2. 2013											XXX	XXX
3. 2014	XXX										XXX	XXX
4. 2015	XXX	XXX									XXX	XXX
5. 2016	XXX	XXX	XXX								XXX	XXX
6. 2017	XXX	XXX	XXX	XXX							XXX	XXX
7. 2018	XXX	XXX	XXX	XXX	XXX						XXX	XXX
8. 2019	XXX	XXX	XXX	XXX	XXX	XXX					XXX	XXX
9. 2020	XXX	XXX	XXX	XXX	XXX	XXX	XXX				XXX	XXX
10. 2021	XXX	XXX	XXX	XXX	XXX	XXX	XXX	XXX			XXX	XXX
11. 2022	XXX	XXX	XXX	XXX	XXX	XXX	XXX	XXX	XXX	XXX	XXX	XXX

SCHEDULE P - PART 3H - SECTION 1 - OTHER LIABILITY - OCCURRENCE

Years in Which Losses Were Incurred	CUMULATIVE PAID NET LOSSES AND DEFENSE AND COST CONTAINMENT EXPENSES REPORTED AT YEAR-END (\$000 OMITTED)										11	12
	1	2	3	4	5	6	7	8	9	10	Number of Claims Closed With Loss Payment	Number of Claims Closed Without Loss Payment
	2013	2014	2015	2016	2017	2018	2019	2020	2021	2022		
1. Prior	XXX											
2. 2013												
3. 2014	XXX											
4. 2015	XXX	XXX										
5. 2016	XXX	XXX	XXX									
6. 2017	XXX	XXX	XXX	XXX								
7. 2018	XXX	XXX	XXX	XXX	XXX							
8. 2019	XXX	XXX	XXX	XXX	XXX	XXX						
9. 2020	XXX	XXX	XXX	XXX	XXX	XXX	XXX					
10. 2021	XXX	XXX	XXX	XXX	XXX	XXX	XXX	XXX				
11. 2022	XXX	XXX	XXX	XXX	XXX	XXX	XXX	XXX	XXX	XXX		

SCHEDULE P - PART 3H - SECTION 2 - OTHER LIABILITY - CLAIMS-MADE

Years in Which Losses Were Incurred	CUMULATIVE PAID NET LOSSES AND DEFENSE AND COST CONTAINMENT EXPENSES REPORTED AT YEAR-END (\$000 OMITTED)										11	12
	1	2	3	4	5	6	7	8	9	10	Number of Claims Closed With Loss Payment	Number of Claims Closed Without Loss Payment
	2013	2014	2015	2016	2017	2018	2019	2020	2021	2022		
1. Prior	XXX											
2. 2013												
3. 2014	XXX											
4. 2015	XXX	XXX										
5. 2016	XXX	XXX	XXX									
6. 2017	XXX	XXX	XXX	XXX								
7. 2018	XXX	XXX	XXX	XXX	XXX							
8. 2019	XXX	XXX	XXX	XXX	XXX	XXX						
9. 2020	XXX	XXX	XXX	XXX	XXX	XXX	XXX					
10. 2021	XXX	XXX	XXX	XXX	XXX	XXX	XXX	XXX				
11. 2022	XXX	XXX	XXX	XXX	XXX	XXX	XXX	XXX	XXX	XXX		

SCHEDULE P - PART 3I - SPECIAL PROPERTY (FIRE, ALLIED LINES, INLAND MARINE, EARTHQUAKE, BURGLARY AND THEFT)

Years in Which Losses Were Incurred	CUMULATIVE PAID NET LOSSES AND DEFENSE AND COST CONTAINMENT EXPENSES REPORTED AT YEAR-END (\$000 OMITTED)										11	12
	1	2	3	4	5	6	7	8	9	10	Number of Claims Closed With Loss Payment	Number of Claims Closed Without Loss Payment
	2013	2014	2015	2016	2017	2018	2019	2020	2021	2022		
1. Prior	XXX	XXX	XXX	XXX	XXX	XXX	XXX	XXX			XXX	XXX
2. 2021	XXX	XXX	XXX	XXX	XXX	XXX	XXX	XXX			XXX	XXX
3. 2022	XXX	XXX	XXX	XXX	XXX	XXX	XXX	XXX	XXX		XXX	XXX

NONE

SCHEDULE P - PART 3J - AUTO PHYSICAL DAMAGE

Years in Which Losses Were Incurred	CUMULATIVE PAID NET LOSSES AND DEFENSE AND COST CONTAINMENT EXPENSES REPORTED AT YEAR-END (\$000 OMITTED)										11	12
	1	2	3	4	5	6	7	8	9	10	Number of Claims Closed With Loss Payment	Number of Claims Closed Without Loss Payment
	2013	2014	2015	2016	2017	2018	2019	2020	2021	2022		
1. Prior	XXX	XXX	XXX	XXX	XXX	XXX	XXX	XXX				
2. 2021	XXX	XXX	XXX	XXX	XXX	XXX	XXX	XXX			141	77
3. 2022	XXX	XXX	XXX	XXX	XXX	XXX	XXX	XXX	XXX		134	65

SCHEDULE P - PART 3K - FIDELITY/SURETY

Years in Which Losses Were Incurred	CUMULATIVE PAID NET LOSSES AND DEFENSE AND COST CONTAINMENT EXPENSES REPORTED AT YEAR-END (\$000 OMITTED)										11	12
	1	2	3	4	5	6	7	8	9	10	Number of Claims Closed With Loss Payment	Number of Claims Closed Without Loss Payment
	2013	2014	2015	2016	2017	2018	2019	2020	2021	2022		
1. Prior	XXX	XXX	XXX	XXX	XXX	XXX	XXX	XXX			XXX	XXX
2. 2021	XXX	XXX	XXX	XXX	XXX	XXX	XXX	XXX			XXX	XXX
3. 2022	XXX	XXX	XXX	XXX	XXX	XXX	XXX	XXX	XXX		XXX	XXX

NONE

SCHEDULE P - PART 3L - OTHER (INCLUDING CREDIT, ACCIDENT AND HEALTH)

Years in Which Losses Were Incurred	CUMULATIVE PAID NET LOSSES AND DEFENSE AND COST CONTAINMENT EXPENSES REPORTED AT YEAR-END (\$000 OMITTED)										11	12
	1	2	3	4	5	6	7	8	9	10	Number of Claims Closed With Loss Payment	Number of Claims Closed Without Loss Payment
	2013	2014	2015	2016	2017	2018	2019	2020	2021	2022		
1. Prior	XXX	XXX	XXX	XXX	XXX	XXX	XXX	XXX			XXX	XXX
2. 2021	XXX	XXX	XXX	XXX	XXX	XXX	XXX	XXX			XXX	XXX
3. 2022	XXX	XXX	XXX	XXX	XXX	XXX	XXX	XXX	XXX		XXX	XXX

NONE

SCHEDULE P - PART 3M - INTERNATIONAL

Years in Which Losses Were Incurred	CUMULATIVE PAID NET LOSSES AND DEFENSE AND COST CONTAINMENT EXPENSES REPORTED AT YEAR-END (\$000 OMITTED)										11	12
	1	2	3	4	5	6	7	8	9	10	Number of Claims Closed With Loss Payment	Number of Claims Closed Without Loss Payment
	2013	2014	2015	2016	2017	2018	2019	2020	2021	2022		
1. Prior	XXX										XXX	XXX
2. 2013											XXX	XXX
3. 2014	XXX										XXX	XXX
4. 2015	XXX	XXX									XXX	XXX
5. 2016	XXX	XXX	XXX								XXX	XXX
6. 2017	XXX	XXX	XXX	XXX							XXX	XXX
7. 2018	XXX	XXX	XXX	XXX	XXX						XXX	XXX
8. 2019	XXX	XXX	XXX	XXX	XXX	XXX					XXX	XXX
9. 2020	XXX	XXX	XXX	XXX	XXX	XXX	XXX				XXX	XXX
10. 2021	XXX	XXX	XXX	XXX	XXX	XXX	XXX	XXX			XXX	XXX
11. 2022	XXX	XXX	XXX	XXX	XXX	XXX	XXX	XXX	XXX		XXX	XXX

NONE

(65) Schedule P - Part 3N - Reinsurance - Non Proportional Assumed Property

NONE

(65) Schedule P - Part 3O - Reinsurance - Non Proportional Assumed Liability

NONE

(65) Schedule P - Part 3P - Reinsurance - Non Proportional Assumed Financial Lines

NONE

(66) Schedule P - Part 3R - Section 1 - Products Liability - Occurrence

NONE

(66) Schedule P - Part 3R - Section 2 - Products Liability - Claims-Made

NONE

(66) Schedule P - Part 3S - Financial Guaranty/Mortgage Guaranty

NONE

(66) Schedule P - Part 3T - Warranty

NONE

SCHEDULE P - PART 4A - HOMEOWNERS/FARMOWNERS

Years in Which Losses Were Incurred		BULK AND IBNR RESERVES ON NET LOSSES AND DEFENSE AND COST CONTAINMENT EXPENSES REPORTED AT YEAR-END (\$000 OMITTED)									
		1	2	3	4	5	6	7	8	9	10
		2013	2014	2015	2016	2017	2018	2019	2020	2021	2022
1.	Prior.....		1	2	2	2					
2.	2013.....										
3.	2014.....	XXX									
4.	2015.....	XXX	XXX								
5.	2016.....	XXX	XXX	XXX							
6.	2017.....	XXX	XXX	XXX	XXX						
7.	2018.....	XXX	XXX	XXX	XXX	XXX					
8.	2019.....	XXX	XXX	XXX	XXX	XXX	XXX				
9.	2020.....	XXX	XXX	XXX	XXX	XXX	XXX	XXX			
10.	2021.....	XXX	XXX	XXX	XXX	XXX	XXX	XXX	XXX		
11.	2022.....	XXX	XXX	XXX	XXX	XXX	XXX	XXX	XXX	XXX	

SCHEDULE P - PART 4B - PRIVATE PASSENGER AUTO LIABILITY/MEDICAL

Years in Which Losses Were Incurred		BULK AND IBNR RESERVES ON NET LOSSES AND DEFENSE AND COST CONTAINMENT EXPENSES REPORTED AT YEAR-END (\$000 OMITTED)									
		1	2	3	4	5	6	7	8	9	10
		2013	2014	2015	2016	2017	2018	2019	2020	2021	2022
1.	Prior.....	66	25	16	7	2					
2.	2013.....	178	54	23	12	5					
3.	2014.....	XXX	165	49	21	15					
4.	2015.....	XXX	XXX	168	40	25					
5.	2016.....	XXX	XXX	XXX	175	46					
6.	2017.....	XXX	XXX	XXX	XXX	160					
7.	2018.....	XXX	XXX	XXX	XXX	XXX					
8.	2019.....	XXX	XXX	XXX	XXX	XXX	XXX				
9.	2020.....	XXX	XXX	XXX	XXX	XXX	XXX	XXX			
10.	2021.....	XXX	XXX	XXX	XXX	XXX	XXX	XXX	XXX		
11.	2022.....	XXX	XXX	XXX	XXX	XXX	XXX	XXX	XXX	XXX	

SCHEDULE P - PART 4C - COMMERCIAL AUTO/TRUCK LIABILITY/MEDICAL

Years in Which Losses Were Incurred		BULK AND IBNR RESERVES ON NET LOSSES AND DEFENSE AND COST CONTAINMENT EXPENSES REPORTED AT YEAR-END (\$000 OMITTED)									
		1	2	3	4	5	6	7	8	9	10
		2013	2014	2015	2016	2017	2018	2019	2020	2021	2022
1.	Prior.....	4	1	2	1						
2.	2013.....	22	2	2	1						
3.	2014.....	XXX	18	3	2	2					
4.	2015.....	XXX	XXX	22	3	2					
5.	2016.....	XXX	XXX	XXX	28	7					
6.	2017.....	XXX	XXX	XXX	XXX	33					
7.	2018.....	XXX	XXX	XXX	XXX	XXX					
8.	2019.....	XXX	XXX	XXX	XXX	XXX	XXX				
9.	2020.....	XXX	XXX	XXX	XXX	XXX	XXX	XXX			
10.	2021.....	XXX	XXX	XXX	XXX	XXX	XXX	XXX	XXX		
11.	2022.....	XXX	XXX	XXX	XXX	XXX	XXX	XXX	XXX	XXX	

SCHEDULE P - PART 4D - WORKERS' COMPENSATION

(EXCLUDING EXCESS WORKERS' COMPENSATION)

Years in Which Losses Were Incurred		BULK AND IBNR RESERVES ON NET LOSSES AND DEFENSE AND COST CONTAINMENT EXPENSES REPORTED AT YEAR-END (\$000 OMITTED)									
		1	2	3	4	5	6	7	8	9	10
		2013	2014	2015	2016	2017	2018	2019	2020	2021	2022
1.	Prior.....										
2.	2013.....										
3.	2014.....	XXX									
4.	2015.....	XXX	XXX								
5.	2016.....	XXX	XXX	XXX							
6.	2017.....	XXX	XXX	XXX	XX						
7.	2018.....	XXX	XXX	XXX	XXX	XX					
8.	2019.....	XXX	XXX	XXX	XXX	XXX	XXX				
9.	2020.....	XXX	XXX	XXX	XXX	XXX	XXX	XXX			
10.	2021.....	XXX	XXX	XXX	XXX	XXX	XXX	XXX	XXX		
11.	2022.....	XXX	XXX	XXX	XXX	XXX	XXX	XXX	XXX	XXX	

SCHEDULE P - PART 4E - COMMERCIAL MULTIPLE PERIL

Years in Which Losses Were Incurred		BULK AND IBNR RESERVES ON NET LOSSES AND DEFENSE AND COST CONTAINMENT EXPENSES REPORTED AT YEAR-END (\$000 OMITTED)									
		1	2	3	4	5	6	7	8	9	10
		2013	2014	2015	2016	2017	2018	2019	2020	2021	2022
1.	Prior.....										
2.	2013.....										
3.	2014.....	XXX									
4.	2015.....	XXX	XXX								
5.	2016.....	XXX	XXX	XXX							
6.	2017.....	XXX	XXX	XXX	XX						
7.	2018.....	XXX	XXX	XXX	XXX	XX					
8.	2019.....	XXX	XXX	XXX	XXX	XXX	XXX				
9.	2020.....	XXX	XXX	XXX	XXX	XXX	XXX	XXX			
10.	2021.....	XXX	XXX	XXX	XXX	XXX	XXX	XXX	XXX		
11.	2022.....	XXX	XXX	XXX	XXX	XXX	XXX	XXX	XXX	XXX	

(68) Schedule P - Part 4F - Section 1 - Medical Professional Liability - Occurrence

NONE

(68) Schedule P - Part 4F - Section 2 - Medical Professional Liability - Claims-Made

NONE

(68) Schedule P - Part 4G - Special Liability (Ocean Marine, Aircraft (All Perils), Boiler and Machinery)

NONE

(68) Schedule P - Part 4H - Section 1 - Other Liability - Occurrence

NONE

(68) Schedule P - Part 4H - Section 2 - Other Liability - Claims-Made

NONE

(69) Schedule P - Part 4I - Special Property (Fire, Allied Lines, Inland Marine, Earthquake, Burglary & Theft)

NONE

(69) Schedule P - Part 4J - Auto Physical Damage

NONE

(69) Schedule P - Part 4K - Fidelity/Surety

NONE

(69) Schedule P - Part 4L - Other (Including Credit, Accident and Health)

NONE

(69) Schedule P - Part 4M - International

NONE

(70) Schedule P - Part 4N - Reinsurance - Non Proportional Assumed Property

NONE

(70) Schedule P - Part 4O - Reinsurance - Non Proportional Assumed Liability

NONE

(70) Schedule P - Part 4P - Reinsurance - Non Proportional Assumed Financial Lines

NONE

(71) Schedule P - Part 4R - Section 1 - Products Liability - Occurrence

NONE

(71) Schedule P - Part 4R - Section 2 - Products Liability - Claims-Made

NONE

(71) Schedule P - Part 4S - Financial Guaranty/Mortgage Guaranty

NONE

(71) Schedule P - Part 4T - Warranty

NONE

(72) Schedule P - Part 5A - Section 1

NONE

(72) Schedule P - Part 5A - Section 2

NONE

(72) Schedule P - Part 5A - Section 3

NONE

SCHEDULE P - PART 5B - PRIVATE PASSENGER AUTO LIABILITY/MEDICAL

SECTION 1										
Years in Which Premiums Were Earned and Losses Were Incurred	CUMULATIVE NUMBER OF CLAIMS CLOSED WITH LOSS PAYMENT DIRECT AND ASSUMED AT YEAR-END									
	1	2	3	4	5	6	7	8	9	10
	2013	2014	2015	2016	2017	2018	2019	2020	2021	2022
1. Prior	36	7	2	3						
2. 2013	85	115	121	123	123	123	123	123	123	123
3. 2014	XXX	83	114	119	121	121	121	122	122	122
4. 2015	XXX	XXX	85	117	122	123	123	123	123	124
5. 2016	XXX	XXX	XXX	86	115	119	120	120	119	121
6. 2017	XXX	XXX	XXX	XXX	79	107	111	112	112	113
7. 2018	XXX	XXX	XXX	XXX	XXX	78	105	110	110	111
8. 2019	XXX	XXX	XXX	XXX	XXX	XXX	79	111	116	118
9. 2020	XXX	XXX	XXX	XXX	XXX	XXX	XXX	63	91	98
10. 2021	XXX	XXX	XXX	XXX	XXX	XXX	XXX	XXX	72	119
11. 2022	XXX	XXX	XXX	XXX	XXX	XXX	XXX	XXX	XXX	91

SECTION 2										
Years in Which Premiums Were Earned and Losses Were Incurred	NUMBER OF CLAIMS OUTSTANDING DIRECT AND ASSUMED AT YEAR-END									
	1	2	3	4	5	6	7	8	9	10
	2013	2014	2015	2016	2017	2018	2019	2020	2021	2022
1. Prior	9	4	3							
2. 2013	28	6	3	1	1	1				
3. 2014	XXX	28	6	2	1	1	1			
4. 2015	XXX	XXX	29	6	3	2	1	1	1	
5. 2016	XXX	XXX	XXX	27	6	3	2	2	3	1
6. 2017	XXX	XXX	XXX	XXX	26	5	2	2	2	1
7. 2018	XXX	XXX	XXX	XXX	XXX	26	6	3	2	1
8. 2019	XXX	XXX	XXX	XXX	XXX	XXX	35	8	4	3
9. 2020	XXX	XXX	XXX	XXX	XXX	XXX	XXX	37	10	5
10. 2021	XXX	XXX	XXX	XXX	XXX	XXX	XXX	XXX	56	15
11. 2022	XXX	XXX	XXX	XXX	XXX	XXX	XXX	XXX	XXX	43

SECTION 3										
Years in Which Premiums Were Earned and Losses Were Incurred	CUMULATIVE NUMBER OF CLAIMS REPORTED DIRECT AND ASSUMED AT YEAR-END									
	1	2	3	4	5	6	7	8	9	10
	2013	2014	2015	2016	2017	2018	2019	2020	2021	2022
1. Prior	16	1	1							
2. 2013	204	218	219	219	220	220	219	219	219	219
3. 2014	XXX	196	212	213	214	214	214	214	214	214
4. 2015	XXX	XXX	201	216	217	217	216	216	216	216
5. 2016	XXX	XXX	XXX	200	212	213	213	213	213	213
6. 2017	XXX	XXX	XXX	XXX	186	198	199	200	200	200
7. 2018	XXX	XXX	XXX	XXX	XXX	189	200	201	200	200
8. 2019	XXX	XXX	XXX	XXX	XXX	XXX	204	217	218	219
9. 2020	XXX	XXX	XXX	XXX	XXX	XXX	XXX	174	189	192
10. 2021	XXX	XXX	XXX	XXX	XXX	XXX	XXX	XXX	239	267
11. 2022	XXX	XXX	XXX	XXX	XXX	XXX	XXX	XXX	XXX	233

SCHEDULE P - PART 5C - COMMERCIAL AUTO/TRUCK LIABILITY/MEDICAL

SECTION 1										
Years in Which Premiums Were Earned and Losses Were Incurred	CUMULATIVE NUMBER OF CLAIMS CLOSED WITH LOSS PAYMENT DIRECT AND ASSUMED AT YEAR-END									
	1	2	3	4	5	6	7	8	9	10
	2013	2014	2015	2016	2017	2018	2019	2020	2021	2022
1. Prior	2	1	1							
2. 2013	4	6	6	6	6	6	6	6	6	6
3. 2014	XXX	5	7	7	7	7	7	7	7	7
4. 2015	XXX	XXX	6	8	9	9	9	9	9	9
5. 2016	XXX	XXX	XXX	7	9	9	9	9	9	9
6. 2017	XXX	XXX	XXX	XXX	7	9	9	9	9	9
7. 2018	XXX	XXX	XXX	XXX	XXX	7	9	10	10	10
8. 2019	XXX	XXX	XXX	XXX	XXX	XXX	7	8	9	9
9. 2020	XXX	XXX	XXX	XXX	XXX	XXX	XXX	4	7	8
10. 2021	XXX	XXX	XXX	XXX	XXX	XXX	XXX	XXX	7	12
11. 2022	XXX	XXX	XXX	XXX	XXX	XXX	XXX	XXX	XXX	12

SECTION 2										
Years in Which Premiums Were Earned and Losses Were Incurred	NUMBER OF CLAIMS OUTSTANDING DIRECT AND ASSUMED AT YEAR-END									
	1	2	3	4	5	6	7	8	9	10
	2013	2014	2015	2016	2017	2018	2019	2020	2021	2022
1. Prior										
2. 2013	1									
3. 2014	XXX	2	1							
4. 2015	XXX	XXX	2	1						
5. 2016	XXX	XXX	XXX	2	1					
6. 2017	XXX	XXX	XXX	XXX	2	1				
7. 2018	XXX	XXX	XXX	XXX	XXX	2	1			
8. 2019	XXX	XXX	XXX	XXX	XXX	XXX	3	1		
9. 2020	XXX	XXX	XXX	XXX	XXX	XXX	XXX	3	1	1
10. 2021	XXX	XXX	XXX	XXX	XXX	XXX	XXX	XXX	6	2
11. 2022	XXX	XXX	XXX	XXX	XXX	XXX	XXX	XXX	XXX	7

SECTION 3										
Years in Which Premiums Were Earned and Losses Were Incurred	CUMULATIVE NUMBER OF CLAIMS REPORTED DIRECT AND ASSUMED AT YEAR-END									
	1	2	3	4	5	6	7	8	9	10
	2013	2014	2015	2016	2017	2018	2019	2020	2021	2022
1. Prior	1						1			
2. 2013	9	10	10	10	10	10	9	9	9	9
3. 2014	XXX	10	11	11	11	11	11	11	11	11
4. 2015	XXX	XXX	13	14	14	14	14	14	14	14
5. 2016	XXX	XXX	XXX	14	15	15	14	14	14	14
6. 2017	XXX	XXX	XXX	XXX	14	15	14	14	14	14
7. 2018	XXX	XXX	XXX	XXX	XXX	15	15	15	15	15
8. 2019	XXX	XXX	XXX	XXX	XXX	XXX	16	16	16	16
9. 2020	XXX	XXX	XXX	XXX	XXX	XXX	XXX	12	15	16
10. 2021	XXX	XXX	XXX	XXX	XXX	XXX	XXX	XXX	19	23
11. 2022	XXX	XXX	XXX	XXX	XXX	XXX	XXX	XXX	XXX	29

(75) Schedule P - Part 5D - Section 1
NONE

(75) Schedule P - Part 5D - Section 2
NONE

(75) Schedule P - Part 5D - Section 3
NONE

(76) Schedule P - Part 5E - Section 1
NONE

(76) Schedule P - Part 5E - Section 2
NONE

(76) Schedule P - Part 5E - Section 3
NONE

(77) Schedule P - Part 5F - Section 1A
NONE

(77) Schedule P - Part 5F - Section 2A
NONE

(77) Schedule P - Part 5F - Section 3A
NONE

(78) Schedule P - Part 5F - Section 1B
NONE

(78) Schedule P - Part 5F - Section 2B
NONE

(78) Schedule P - Part 5F - Section 3B
NONE

(79) Schedule P - Part 5H - Section 1A
NONE

(79) Schedule P - Part 5H - Section 2A
NONE

(79) Schedule P - Part 5H - Section 3A
NONE

(80) Schedule P - Part 5H - Section 1B
NONE

(80) Schedule P - Part 5H - Section 2B
NONE

(80) Schedule P - Part 5H - Section 3B
NONE

(81) Schedule P - Part 5R - Section 1A
NONE

(81) Schedule P - Part 5R - Section 2A
NONE

(81) Schedule P - Part 5R - Section 3A
NONE

(82) Schedule P - Part 5R - Section 1B
NONE

(82) Schedule P - Part 5R - Section 2B
NONE

(82) Schedule P - Part 5R - Section 3B
NONE

(83) Schedule P - Part 5T - Section 1
NONE

(83) Schedule P - Part 5T - Section 2
NONE

(83) Schedule P - Part 5T - Section 3
NONE

SCHEDULE P - PART 6C - COMMERCIAL AUTO/TRUCK LIABILITY/MEDICAL

SECTION 1											
Years in Which Premiums Were Eamed and Losses Were Incurred	CUMULATIVE PREMIUMS EARNED DIRECT AND ASSUMED AT YEAR-END (\$000 OMITTED)										11
	1	2	3	4	5	6	7	8	9	10	Current Year Premiums Earned
	2013	2014	2015	2016	2017	2018	2019	2020	2021	2022	
1. Prior											
2. 2013	67	67	67	67	67	67	67	67	67	67	
3. 2014	XXX	80	80	80	80	80	80	80	80	80	
4. 2015	XXX	XXX	96	96	96	96	96	96	96	96	
5. 2016	XXX	XXX	XXX	111	111	111	111	111	111	111	
6. 2017	XXX	XXX	XXX	XXX	123	123	123	123	123	123	
7. 2018	XXX	XXX	XXX	XXX	XXX	141	141	141	141	141	
8. 2019	XXX	XXX	XXX	XXX	XXX	XXX	179	179	179	179	
9. 2020	XXX	XXX	XXX	XXX	XXX	XXX	XXX	283	283	283	
10. 2021	XXX	XXX	XXX	XXX	XXX	XXX	XXX	XXX	333	333	
11. 2022	XXX	XXX	XXX	XXX	XXX	XXX	XXX	XXX	XXX	428	428
12. Total	XXX	XXX	XXX	XXX	XXX	XXX	XXX	XXX	XXX	XXX	428
13. Earned Premiums (Sc P–Pt 1)	67	80	96	111	123	141	179	283	333	428	XXX

SECTION 2											
Years in Which Premiums Were Eamed and Losses Were Incurred	CUMULATIVE PREMIUMS EARNED CEDED AT YEAR-END (\$000 OMITTED)										11
	1	2	3	4	5	6	7	8	9	10	Current Year Premiums Earned
	2013	2014	2015	2016	2017	2018	2019	2020	2021	2022	
1. Prior											
2. 2013	6	6	6	6	6	6	6	6	6	6	
3. 2014	XXX	8	8	8	8	8	8	8	8	8	
4. 2015	XXX	XXX	10	10	10	10	10	10	10	10	
5. 2016	XXX	XXX	XXX	7	7	7	7	7	7	7	
6. 2017	XXX	XXX	XXX	XXX	5	5	5	5	5	5	
7. 2018	XXX	XXX	XXX	XXX	XXX	20	20	20	20	20	
8. 2019	XXX	XXX	XXX	XXX	XXX	XXX	179	179	179	179	
9. 2020	XXX	XXX	XXX	XXX	XXX	XXX	XXX	283	283	283	
10. 2021	XXX	XXX	XXX	XXX	XXX	XXX	XXX	XXX	333	333	
11. 2022	XXX	XXX	XXX	XXX	XXX	XXX	XXX	XXX	XXX	428	428
12. Total	XXX	XXX	XXX	XXX	XXX	XXX	XXX	XXX	XXX	XXX	428
13. Earned Premiums (Sc P–Pt 1)	6	8	10	7	5	20	179	283	333	428	XXX

SCHEDULE P - PART 6D - WORKERS' COMPENSATION

(EXCLUDING EXCESS WORKERS' COMPENSATION)

SECTION 1											
Years in Which Premiums Were Eamed and Losses Were Incurred	CUMULATIVE PREMIUMS EARNED DIRECT AND ASSUMED AT YEAR-END (\$000 OMITTED)										11
	1	2	3	4	5	6	7	8	9	10	Current Year Premiums Earned
	2013	2014	2015	2016	2017	2018	2019	2020	2021	2022	
1. Prior											
2. 2013											
3. 2014	XXX										
4. 2015	XXX	XXX									
5. 2016	XXX	XXX	XXX								
6. 2017	XXX	XXX	XXX	XXX							
7. 2018	XXX	XXX	XXX	XXX	XXX						
8. 2019	XXX	XXX	XXX	XXX	XXX	XXX					
9. 2020	XXX	XXX	XXX	XXX	XXX	XXX	XXX				
10. 2021	XXX	XXX	XXX	XXX	XXX	XXX	XXX	XXX			
11. 2022	XXX	XXX	XXX	XXX	XXX	XXX	XXX	XXX	XXX		
12. Total	XXX	XXX	XXX	XXX	XXX	XXX	XXX	XXX	XXX	XXX	
13. Earned Premiums (Sc P–Pt 1)											XXX

SECTION 2											
Years in Which Premiums Were Eamed and Losses Were Incurred	CUMULATIVE PREMIUMS EARNED CEDED AT YEAR-END (\$000 OMITTED)										11
	1	2	3	4	5	6	7	8	9	10	Current Year Premiums Earned
	2013	2014	2015	2016	2017	2018	2019	2020	2021	2022	
1. Prior											
2. 2013											
3. 2014	XXX										
4. 2015	XXX	XXX									
5. 2016	XXX	XXX	XXX								
6. 2017	XXX	XXX	XXX	XXX							
7. 2018	XXX	XXX	XXX	XXX	XXX						
8. 2019	XXX	XXX	XXX	XXX	XXX	XXX					
9. 2020	XXX	XXX	XXX	XXX	XXX	XXX	XXX				
10. 2021	XXX	XXX	XXX	XXX	XXX	XXX	XXX	XXX			
11. 2022	XXX	XXX	XXX	XXX	XXX	XXX	XXX	XXX	XXX		
12. Total	XXX	XXX	XXX	XXX	XXX	XXX	XXX	XXX	XXX	XXX	
13. Earned Premiums (Sc P–Pt 1)											XXX

SCHEDULE P - PART 6E - COMMERCIAL MULTIPLE PERIL

SECTION 1											
Years in Which Premiums Were Earned and Losses Were Incurred	CUMULATIVE PREMIUMS EARNED DIRECT AND ASSUMED AT YEAR-END (\$000 OMITTED)										11
	1	2	3	4	5	6	7	8	9	10	Current Year Premiums Earned
	2013	2014	2015	2016	2017	2018	2019	2020	2021	2022	
1. Prior											
2. 2013											
3. 2014	XXX										
4. 2015	XXX	XXX									
5. 2016	XXX	XXX	XXX								
6. 2017	XXX	XXX	XXX	XXX							
7. 2018	XXX	XXX	XXX	XXX	XXX						
8. 2019	XXX	XXX	XXX	XXX	XXX	XXX					
9. 2020	XXX	XXX	XXX	XXX	XXX	XXX	XXX				
10. 2021	XXX	XXX	XXX	XXX	XXX	XXX	XXX	XXX			
11. 2022	XXX	XXX	XXX	XXX	XXX	XXX	XXX	XXX	XXX		
12. Total	XXX	XXX	XXX	XXX	XXX	XXX	XXX	XXX	XXX	XXX	
13. Earned Premiums (Sc P–Pt 1)											XXX

SECTION 2											
Years in Which Premiums Were Earned and Losses Were Incurred	CUMULATIVE PREMIUMS EARNED CEDED AT YEAR-END (\$000 OMITTED)										11
	1	2	3	4	5	6	7	8	9	10	Current Year Premiums Earned
	2013	2014	2015	2016	2017	2018	2019	2020	2021	2022	
1. Prior											
2. 2013											
3. 2014	XXX										
4. 2015	XXX	XXX									
5. 2016	XXX	XXX	XXX								
6. 2017	XXX	XXX	XXX	XXX							
7. 2018	XXX	XXX	XXX	XXX	XXX						
8. 2019	XXX	XXX	XXX	XXX	XXX	XXX					
9. 2020	XXX	XXX	XXX	XXX	XXX	XXX	XXX				
10. 2021	XXX	XXX	XXX	XXX	XXX	XXX	XXX	XXX			
11. 2022	XXX	XXX	XXX	XXX	XXX	XXX	XXX	XXX	XXX		
12. Total	XXX	XXX	XXX	XXX	XXX	XXX	XXX	XXX	XXX	XXX	
13. Earned Premiums (Sc P–Pt 1)											XXX

SCHEDULE P - PART 6H - OTHER LIABILITY - OCCURRENCE

SECTION 1A											
Years in Which Premiums Were Earned and Losses Were Incurred	CUMULATIVE PREMIUMS EARNED DIRECT AND ASSUMED AT YEAR-END (\$000 OMITTED)										11
	1	2	3	4	5	6	7	8	9	10	Current Year Premiums Earned
	2013	2014	2015	2016	2017	2018	2019	2020	2021	2022	
1. Prior											
2. 2013											
3. 2014	XXX										
4. 2015	XXX	XXX									
5. 2016	XXX	XXX	XXX								
6. 2017	XXX	XXX	XXX	XXX							
7. 2018	XXX	XXX	XXX	XXX	XXX						
8. 2019	XXX	XXX	XXX	XXX	XXX	XXX					
9. 2020	XXX	XXX	XXX	XXX	XXX	XXX	XXX				
10. 2021	XXX	XXX	XXX	XXX	XXX	XXX	XXX	XXX	1	1	
11. 2022	XXX	XXX	XXX	XXX	XXX	XXX	XXX	XXX	XXX	1	1
12. Total	XXX	XXX	XXX	XXX	XXX	XXX	XXX	XXX	XXX	XXX	1
13. Earned Premiums (Sc P–Pt 1)									1	1	XXX

SECTION 2A											
Years in Which Premiums Were Earned and Losses Were Incurred	CUMULATIVE PREMIUMS EARNED CEDED AT YEAR-END (\$000 OMITTED)										11
	1	2	3	4	5	6	7	8	9	10	Current Year Premiums Earned
	2013	2014	2015	2016	2017	2018	2019	2020	2021	2022	
1. Prior											
2. 2013											
3. 2014	XXX										
4. 2015	XXX	XXX									
5. 2016	XXX	XXX	XXX								
6. 2017	XXX	XXX	XXX	XXX							
7. 2018	XXX	XXX	XXX	XXX	XXX						
8. 2019	XXX	XXX	XXX	XXX	XXX	XXX					
9. 2020	XXX	XXX	XXX	XXX	XXX	XXX	XXX				
10. 2021	XXX	XXX	XXX	XXX	XXX	XXX	XXX	XXX	1	1	
11. 2022	XXX	XXX	XXX	XXX	XXX	XXX	XXX	XXX	XXX	1	1
12. Total	XXX	XXX	XXX	XXX	XXX	XXX	XXX	XXX	XXX	XXX	1
13. Earned Premiums (Sc P–Pt 1)									1	1	XXX

SCHEDULE P – PART 6H – OTHER LIABILITY – CLAIMS–MADE

SECTION 1B											
Years in Which Premiums Were Earned and Losses Were Incurred	CUMULATIVE PREMIUMS EARNED DIRECT AND ASSUMED AT YEAR-END (\$000 OMITTED)										11
	1	2	3	4	5	6	7	8	9	10	Current Year Premiums Earned
	2013	2014	2015	2016	2017	2018	2019	2020	2021	2022	
1. Prior											
2. 2013											
3. 2014	XXX										
4. 2015	XXX	XXX									
5. 2016	XXX	XXX	XXX								
6. 2017	XXX	XXX	XXX	XXX							
7. 2018	XXX	XXX	XXX	XXX	XXX						
8. 2019	XXX	XXX	XXX	XXX	XXX	XXX					
9. 2020	XXX	XXX	XXX	XXX	XXX	XXX	XXX				
10. 2021	XXX	XXX	XXX	XXX	XXX	XXX	XXX	XXX			
11. 2022	XXX	XXX	XXX	XXX	XXX	XXX	XXX	XXX	XXX		
12. Total	XXX	XXX	XXX	XXX	XXX	XXX	XXX	XXX	XXX	XXX	
13. Earned Premiums (Sc P–Pt 1)											XXX

SECTION 2B											
Years in Which Premiums Were Earned and Losses Were Incurred	CUMULATIVE PREMIUMS EARNED CEDED AT YEAR-END (\$000 OMITTED)										11
	1	2	3	4	5	6	7	8	9	10	Current Year Premiums Earned
	2013	2014	2015	2016	2017	2018	2019	2020	2021	2022	
1. Prior											
2. 2013											
3. 2014	XXX										
4. 2015	XXX	XXX									
5. 2016	XXX	XXX	XXX								
6. 2017	XXX	XXX	XXX	XXX							
7. 2018	XXX	XXX	XXX	XXX	XXX						
8. 2019	XXX	XXX	XXX	XXX	XXX	XXX					
9. 2020	XXX	XXX	XXX	XXX	XXX	XXX	XXX				
10. 2021	XXX	XXX	XXX	XXX	XXX	XXX	XXX	XXX			
11. 2022	XXX	XXX	XXX	XXX	XXX	XXX	XXX	XXX	XXX		
12. Total	XXX	XXX	XXX	XXX	XXX	XXX	XXX	XXX	XXX	XXX	
13. Earned Premiums (Sc P–Pt 1)											XXX

SCHEDULE P - PART 6M - INTERNATIONAL

SECTION 1											
Years in Which Premiums Were Earned and Losses Were Incurred	CUMULATIVE PREMIUMS EARNED DIRECT AND ASSUMED AT YEAR-END (\$000 OMITTED)										11
	1	2	3	4	5	6	7	8	9	10	Current Year Premiums Earned
	2013	2014	2015	2016	2017	2018	2019	2020	2021	2022	
1. Prior											
2. 2013											
3. 2014	XXX										
4. 2015	XXX	XXX									
5. 2016	XXX	XXX	XXX								
6. 2017	XXX	XXX	XXX	XXX							
7. 2018	XXX	XXX	XXX	XXX	XXX						
8. 2019	XXX	XXX	XXX	XXX	XXX	XXX					
9. 2020	XXX	XXX	XXX	XXX	XXX	XXX	XXX				
10. 2021	XXX	XXX	XXX	XXX	XXX	XXX	XXX	XXX			
11. 2022	XXX	XXX	XXX	XXX	XXX	XXX	XXX	XXX	XXX		
12. Total	XXX	XXX	XXX	XXX	XXX	XXX	XXX	XXX	XXX	XXX	
13. Earned Premiums (Sc P–Pt 1)											XXX

SECTION 2											
Years in Which Premiums Were Earned and Losses Were Incurred	CUMULATIVE PREMIUMS EARNED CEDED AT YEAR-END (\$000 OMITTED)										11
	1	2	3	4	5	6	7	8	9	10	Current Year Premiums Earned
	2013	2014	2015	2016	2017	2018	2019	2020	2021	2022	
1. Prior											
2. 2013											
3. 2014	XXX										
4. 2015	XXX	XXX									
5. 2016	XXX	XXX	XXX								
6. 2017	XXX	XXX	XXX	XXX							
7. 2018	XXX	XXX	XXX	XXX	XXX						
8. 2019	XXX	XXX	XXX	XXX	XXX	XXX					
9. 2020	XXX	XXX	XXX	XXX	XXX	XXX	XXX				
10. 2021	XXX	XXX	XXX	XXX	XXX	XXX	XXX	XXX			
11. 2022	XXX	XXX	XXX	XXX	XXX	XXX	XXX	XXX	XXX		
12. Total	XXX	XXX	XXX	XXX	XXX	XXX	XXX	XXX	XXX	XXX	
13. Earned Premiums (Sc P–Pt 1)											XXX

(87) Schedule P - Part 6N - Reinsurance Nonproportional Assumed Property - Section 1

NONE

(87) Schedule P - Part 6N - Reinsurance Nonproportional Assumed Property - Section 2

NONE

(87) Schedule P - Part 6O - Reinsurance Nonproportional Assumed Liability - Section 1

NONE

(87) Schedule P - Part 6O - Reinsurance Nonproportional Assumed Liability - Section 2

NONE

(88) Schedule P - Part 6R - Products Liability - Occurrence - Section 1A

NONE

(88) Schedule P - Part 6R - Products Liability - Occurrence - Section 2A

NONE

(88) Schedule P - Part 6R - Products Liability - Claims-Made - Section 1B

NONE

(88) Schedule P - Part 6R - Products Liability - Claims-Made - Section 2B

NONE

(89) Schedule P - Part 7A - Primary Loss Sensitive Contracts - Section 1

NONE

(89) Schedule P - Part 7A - Primary Loss Sensitive Contracts - Section 2

NONE

(89) Schedule P - Part 7A - Primary Loss Sensitive Contracts - Section 3

NONE

(90) Schedule P - Part 7A - Primary Loss Sensitive Contracts - Section 4

NONE

(90) Schedule P - Part 7A - Primary Loss Sensitive Contracts - Section 5

NONE

(91) Schedule P - Part 7B - Reinsurance Loss Sensitive Contracts - Section 1

NONE

(91) Schedule P - Part 7B - Reinsurance Loss Sensitive Contracts - Section 2

NONE

(91) Schedule P - Part 7B - Reinsurance Loss Sensitive Contracts - Section 3

NONE

(92) Schedule P - Part 7B - Reinsurance Loss Sensitive Contracts - Section 4

NONE

(92) Schedule P - Part 7B - Reinsurance Loss Sensitive Contracts - Section 5

NONE

(92) Schedule P - Part 7B - Reinsurance Loss Sensitive Contracts - Section 6

NONE

(92) Schedule P - Part 7B - Reinsurance Loss Sensitive Contracts - Section 7

NONE

SCHEDULE P INTERROGATORIES

1. The following questions relate to yet-to-be-issued Extended Reporting Endorsements (EREs) arising from Death, Disability, or Retirement (DDR) provisions in Medical Professional Liability Claims Made insurance policies. EREs provided for reasons other than DDR are not to be included.
- 1.1 Does the company issue Medical Professional Liability Claims Made insurance policies that provide tail (also known as an extended reporting endorsement, or "ERE") benefits in the event of Death, Disability, or Retirement (DDR) at a reduced charge or at no additional cost? If the answer to question 1.1 is "no", leave the following questions blank.
If the answer to question 1.1 is "yes", please answer the following questions:.....NO.....
- 1.2 What is the total amount of the reserve for that provision (DDR Reserve), as reported, explicitly or not, elsewhere in this statement (in dollars)?.....\$.....
- 1.3 Does the company report any DDR reserve as Unearned Premium Reserve per SSAP No. 65?.....
- 1.4 Does the company report any DDR reserve as loss or loss adjustment expense reserve?.....
- 1.5 If the company reports DDR reserve as Unearned Premium Reserve, does that amount match the figure on the Underwriting and Investment Exhibit, Part 1A – Recapitulation of all Premiums (Page 7) Column 2, Lines 11.1 plus 11.2?.....
- 1.6 If the company reports DDR reserve as loss or loss adjustment expense reserve, please complete the following table corresponding to where these reserves are reported in Schedule P:

Years in Which Premiums Were Earned and Losses Were Incurred	DDR Reserve Included in Schedule P, Part 1F, Medical Professional Liability Column 24: Total Net Losses and Expenses Unpaid	
	1 Section 1: Occurrence	2 Section 2: Claims-Made
1.601. Prior.....		
1.602. 2013.....		
1.603. 2014.....		
1.604. 2015.....		
1.605. 2016.....		
1.606. 2017.....		
1.607. 2018.....		
1.608. 2019.....		
1.609. 2020.....		
1.610. 2021.....		
1.611. 2022.....		
1.612. Totals.....		

2. The definition of allocated loss adjustment expenses (ALAE) and, therefore, unallocated loss adjustment expenses (ULAE) was changed effective January 1, 1998. This change in definition applies to both paid and unpaid expenses. Are these expenses (now reported as "Defense and Cost Containment" and "Adjusting and Other") reported in compliance with these definitions in this statement?.....YES.....
3. The Adjusting and Other expense payments and reserves should be allocated to the years in which the losses were incurred based on the number of claims reported, closed and outstanding in those years. When allocating Adjusting and Other expense between companies in a group or a pool, the Adjusting and Other expense should be allocated in the same percentage used for the loss amounts and the claim counts. For reinsurers, Adjusting and Other expense assumed should be reported according to the reinsurance contract. For Adjusting and Other expense incurred by reinsurers, or in those situations where suitable claim count information is not available, Adjusting and Other expense should be allocated by a reasonable method determined by the company and described in Interrogatory 7, below. Are they so reported in this Statement?.....YES.....
4. Do any lines in Schedule P include reserves that are reported gross of any discount to present value of future payments, and that are reported net of such discounts on Page 10?.....NO.....

If yes, proper disclosure must be made in the Notes to Financial Statements, as specified in the Instructions. Also, the discounts must be reported in Schedule P - Part 1, Columns 32 and 33.

Schedule P must be completed gross of non-tabular discounting. Work papers relating to discount calculations must be available for examination upon request.

Discounting is allowed only if expressly permitted by the state insurance department to which this Annual Statement is being filed.

5. What were the net premiums (in thousands of dollars) in force at the end of the year for:
5.1. Fidelity.....\$.....
5.2. Surety.....\$.....
6. Claim count information is reported per claim or per claimant (indicate which).....PER CLAIMANT.....
If not the same in all years, explain in Interrogatory 7.

- 7.1. The information provided in Schedule P will be used by many persons to estimate the adequacy of the current loss and expense reserves, among other things. Are there any especially significant events, coverage, retention or accounting changes that have occurred that must be considered when making such analyses?.....YES.....
- 7.2. An extended statement may be attached.....
EFFECTIVE 12/1/18, THE COMPANY'S PARENT, INFINITY INSURANCE COMPANY, ENTERED INTO A 100% QUOTA SHARE AGREEMENT WITH TRINITY UNIVERSAL INSURANCE COMPANY, AN AFFILIATE. THE RESULT IS THAT MEMBERS OF THE INFINITY INSURANCE POOL WILL HAVE NO NET RESERVES. FOR POOLING INFORMATION SEE NOTE 26 IN THE NOTES TO THE FINANCIAL STATEMENTS.

SCHEDULE T – PART 2
INTERSTATE COMPACT – EXHIBIT OF PREMIUMS WRITTEN
Allocated By States And Territories

			Direct Business Only					
			1	2	3	4	5	6
States, Etc.			Life (Group and Individual)	Annuities (Group and Individual)	Disability Income (Group and Individual)	Long-Term Care (Group and Individual)	Deposit-Type Contracts	Totals
1.	Alabama	AL	NONE					
2.	Alaska	AK						
3.	Arizona	AZ						
4.	Arkansas	AR						
5.	California	CA						
6.	Colorado	CO						
7.	Connecticut	CT						
8.	Delaware	DE						
9.	District of Columbia	DC						
10.	Florida	FL						
11.	Georgia	GA						
12.	Hawaii	HI						
13.	Idaho	ID						
14.	Illinois	IL						
15.	Indiana	IN						
16.	Iowa	IA						
17.	Kansas	KS						
18.	Kentucky	KY						
19.	Louisiana	LA						
20.	Maine	ME						
21.	Maryland	MD						
22.	Massachusetts	MA						
23.	Michigan	MI						
24.	Minnesota	MN						
25.	Mississippi	MS						
26.	Missouri	MO						
27.	Montana	MT						
28.	Nebraska	NE						
29.	Nevada	NV						
30.	New Hampshire	NH						
31.	New Jersey	NJ						
32.	New Mexico	NM						
33.	New York	NY						
34.	North Carolina	NC						
35.	North Dakota	ND						
36.	Ohio	OH						
37.	Oklahoma	OK						
38.	Oregon	OR						
39.	Pennsylvania	PA						
40.	Rhode Island	RI						
41.	South Carolina	SC						
42.	South Dakota	SD						
43.	Tennessee	TN						
44.	Texas	TX						
45.	Utah	UT						
46.	Vermont	VT						
47.	Virginia	VA						
48.	Washington	WA						
49.	West Virginia	WV						
50.	Wisconsin	WI						
51.	Wyoming	WY						
52.	American Samoa	AS						
53.	Guam	GU						
54.	Puerto Rico	PR						
55.	US Virgin Islands	VI						
56.	Northern Mariana Islands	MP						
57.	Canada	CAN						
58.	Aggregate Other Alien	OT						
59.	Totals							

NONE

SCHEDULE Y

PART 1A - DETAIL OF INSURANCE HOLDING COMPANY SYSTEM

1	2	3	4	5	6	7	8	9	10	11	12	13	14	15	16
Group Code	Group Name	NAIC Company Code	ID Number	Federal RSSD	CIK	Name of Securities Exchange if Publicly Traded (U.S. or International)	Names of Parent, Subsidiaries or Affiliates	Domiciliary Location	Relationship to Reporting Entity	Directly Controlled by (Name of Entity/Person)	Type of Control (Ownership, Board, Management, Attorney-in-Fact, Influence, Other)	If Control is Ownership, Provide Percentage	Ultimate Controlling Entity(ies) / Person(s)	Is an SCA Filing Required? (Yes/No)	*
	KEMPER CORPORATION		95-4255452		0000860748	NEW YORK STOCK EXCHANGE	KEMPER CORPORATION	DE	UIP					NO	
	KEMPER CORPORATION		37-1656986				ACCELERATE INSURANCE NETWORK, LLC	IL	NIA	NEWINS INSURANCE AGENCY HOLDINGS, LLC	OWNERSHIP	100.000	KEMPER CORPORATION	NO	
	KEMPER CORPORATION		20-8809010				ACCESS INSURANCE AGENCY OF ARIZONA, LLC	AZ	NIA	NEWINS INSURANCE AGENCY HOLDINGS, LLC	OWNERSHIP	100.000	KEMPER CORPORATION	NO	
	KEMPER CORPORATION		20-8115603				ACCESS INSURANCE AGENCY OF INDIANA, LLC	IN	NIA	NEWINS INSURANCE AGENCY HOLDINGS, LLC	OWNERSHIP	100.000	KEMPER CORPORATION	NO	
	KEMPER CORPORATION		20-8115668				ACCESS INSURANCE AGENCY OF NEVADA, LLC	NV	NIA	NEWINS INSURANCE AGENCY HOLDINGS, LLC	OWNERSHIP	100.000	KEMPER CORPORATION	NO	
	KEMPER CORPORATION		26-2621251				ACCESS INSURANCE AGENCY OF SOUTH CAROLINA, LLC	SC	NIA	NEWINS INSURANCE AGENCY HOLDINGS, LLC	OWNERSHIP	100.000	KEMPER CORPORATION	NO	
	KEMPER CORPORATION						AEGON OPPORTUNITY ZONE FUND JOINT VENTURE 1, LP		NIA	UNITED INSURANCE COMPANY OF AMERICA	OWNERSHIP	100.000	KEMPER CORPORATION	NO	1
	KEMPER CORPORATION		26-4133974				AGENCIA DE SEGUROS DE ACCESO, LLC	TX	NIA	NEWINS INSURANCE AGENCY HOLDINGS, LLC	OWNERSHIP	100.000	KEMPER CORPORATION	NO	
0215	KEMPER CORPORATION	10920	77-0475915				ALLIANCE UNITED INSURANCE COMPANY	CA	IA	KEMPER CORPORATION	OWNERSHIP	100.000	KEMPER CORPORATION	NO	
	KEMPER CORPORATION		77-0472398				ALLIANCE UNITED INSURANCE SERVICES, LLC	CA	NIA	ALLIANCE UNITED INSURANCE COMPANY	OWNERSHIP	100.000	KEMPER CORPORATION	NO	
0215	KEMPER CORPORATION	38156	39-1344101				ALPHA PROPERTY & CASUALTY INSURANCE COMPANY	WI	IA	TRINITY UNIVERSAL INSURANCE COMPANY	OWNERSHIP	100.000	KEMPER CORPORATION	NO	
0215	KEMPER CORPORATION	10730	36-4335932				AMERICAN ACCESS CASUALTY COMPANY	IL	IA	AMERICAN ACCESS HOLDINGS, LLC	OWNERSHIP	100.000	KEMPER CORPORATION	NO	
	KEMPER CORPORATION		84-4192397				AMERICAN ACCESS HOLDINGS, LLC	DE	NIA	CRANBERRY HOLDINGS, INC.	OWNERSHIP	100.000	KEMPER CORPORATION	NO	
	KEMPER CORPORATION						APEX LINEN TOPCO, LLC		NIA	UNITED INSURANCE COMPANY OF AMERICA	OWNERSHIP	17.500	KEMPER CORPORATION	NO	2
0215	KEMPER CORPORATION	29211	75-0774903				CAPITOL COUNTY MUTUAL FIRE INSURANCE COMPANY	TX	IA	THE RELIABLE LIFE INSURANCE COMPANY	MANAGEMENT		KEMPER CORPORATION	NO	3
	KEMPER CORPORATION		58-0642684				CASUALTY UNDERWRITERS, INC.	GA	NIA	INFINITY PROPERTY AND CASUALTY SERVICES, INC.	OWNERSHIP	100.000	KEMPER CORPORATION	NO	
0215	KEMPER CORPORATION	37524	75-1636168				CHARTER INDEMNITY COMPANY	TX	IA	TRINITY UNIVERSAL INSURANCE COMPANY	OWNERSHIP	100.000	KEMPER CORPORATION	NO	
	KEMPER CORPORATION		92-1599608				CORONADO MEDICAL CENTER, LLC	DE	NIA	KEMPER PROPERTIES, LLC	OWNERSHIP	100.000	KEMPER CORPORATION	NO	
	KEMPER CORPORATION		85-4330188				CRANBERRY HOLDINGS, INC.	DE	NIA	KEMPER CORPORATION	OWNERSHIP	100.000	KEMPER CORPORATION	NO	
	KEMPER CORPORATION		04-3294619				DIRECT RESPONSE CORPORATION	DE	NIA	TRINITY UNIVERSAL INSURANCE COMPANY	OWNERSHIP	100.000	KEMPER CORPORATION	YES	
	KEMPER CORPORATION		43-1511864				FAMILY SECURITY FUNERALS COMPANY	TX	NIA	THE RELIABLE LIFE INSURANCE COMPANY	OWNERSHIP	100.000	KEMPER CORPORATION	YES	
0215	KEMPER CORPORATION	19852	95-1466743				FINANCIAL INDEMNITY COMPANY	IL	IA	TRINITY UNIVERSAL INSURANCE COMPANY	OWNERSHIP	100.000	KEMPER CORPORATION	NO	
	KEMPER CORPORATION		92-1612977				FOOTHILLS CORPORATE, LLC	DE	NIA	KEMPER PROPERTIES, LLC	OWNERSHIP	100.000	KEMPER CORPORATION	NO	

SCHEDULE Y

PART 1A - DETAIL OF INSURANCE HOLDING COMPANY SYSTEM

1	2	3	4	5	6	7	8	9	10	11	12	13	14	15	16
Group Code	Group Name	NAIC Company Code	ID Number	Federal RSSD	CIK	Name of Securities Exchange if Publicly Traded (U.S. or International)	Names of Parent, Subsidiaries or Affiliates	Domiciliary Location	Relationship to Reporting Entity	Directly Controlled by (Name of Entity/Person)	Type of Control (Ownership, Board, Management, Attorney-in-Fact, Influence, Other)	If Control is Ownership, Provide Percentage	Ultimate Controlling Entity(ies) / Person(s)	Is an SCA Filing Required? (Yes/No)	*
	KEMPER CORPORATION		36-4448107				ILLINOIS VEHICLE INSURANCE AGENCY, LLC	IL	NIA	NEWINS INSURANCE AGENCY HOLDINGS, LLC	OWNERSHIP	100.000	KEMPER CORPORATION	NO	
	KEMPER CORPORATION		74-2641866				INFINITY AGENCY OF TEXAS	TX	NIA	INFINITY INSURANCE COMPANY	OWNERSHIP	100.000	KEMPER CORPORATION	YES	
0215	KEMPER CORPORATION	39497	75-1227771				INFINITY ASSURANCE INSURANCE COMPANY	OH	IA	INFINITY INSURANCE COMPANY	OWNERSHIP	100.000	KEMPER CORPORATION	NO	
0215	KEMPER CORPORATION	11738	34-0927698				INFINITY AUTO INSURANCE COMPANY	OH	IA	INFINITY INSURANCE COMPANY	OWNERSHIP	100.000	KEMPER CORPORATION	NO	
0215	KEMPER CORPORATION	21792	58-1132392				INFINITY CASUALTY INSURANCE COMPANY	OH	IA	INFINITY INSURANCE COMPANY	OWNERSHIP	100.000	KEMPER CORPORATION	NO	
0215	KEMPER CORPORATION	13820	43-6030348				INFINITY COUNTY MUTUAL INSURANCE COMPANY	TX	IA	INFINITY INSURANCE COMPANY	MANAGEMENT		KEMPER CORPORATION	NO	4
	KEMPER CORPORATION		20-4363792				INFINITY FINANCIAL CENTERS, LLC	DE	NIA	INFINITY PROPERTY AND CASUALTY CORPORATION	OWNERSHIP	100.000	KEMPER CORPORATION	NO	5
0215	KEMPER CORPORATION	10061	34-1767787				INFINITY INDEMNITY INSURANCE COMPANY	IN	IA	INFINITY INSURANCE COMPANY	OWNERSHIP	100.000	KEMPER CORPORATION	NO	
	KEMPER CORPORATION		58-1293110				INFINITY INSURANCE AGENCY, INC.	AL	NIA	INFINITY INSURANCE COMPANY	OWNERSHIP	100.000	KEMPER CORPORATION	YES	
0215	KEMPER CORPORATION	22268	31-0943862				INFINITY INSURANCE COMPANY	IN	UDP	INFINITY PROPERTY AND CASUALTY CORPORATION	OWNERSHIP	100.000	KEMPER CORPORATION	NO	
0215	KEMPER CORPORATION	10195	34-1785809				INFINITY PREFERRED INSURANCE COMPANY	OH	RE	INFINITY INSURANCE COMPANY	OWNERSHIP	100.000	KEMPER CORPORATION	NO	
	KEMPER CORPORATION		03-0483872				INFINITY PROPERTY AND CASUALTY CORPORATION	OH	UIP	KEMPER CORPORATION	OWNERSHIP	100.000	KEMPER CORPORATION	NO	
	KEMPER CORPORATION		58-1080659				INFINITY PROPERTY AND CASUALTY SERVICES, INC.	GA	NIA	INFINITY STANDARD INSURANCE COMPANY	OWNERSHIP	100.000	KEMPER CORPORATION	YES	
0215	KEMPER CORPORATION	16802	73-0772113				INFINITY SAFEGUARD INSURANCE COMPANY	OH	IA	INFINITY INSURANCE COMPANY	OWNERSHIP	100.000	KEMPER CORPORATION	NO	
0215	KEMPER CORPORATION	20260	31-1333017				INFINITY SELECT INSURANCE COMPANY	IN	IA	INFINITY INSURANCE COMPANY	OWNERSHIP	100.000	KEMPER CORPORATION	NO	
0215	KEMPER CORPORATION	12599	58-1806189				INFINITY STANDARD INSURANCE COMPANY	IN	IA	INFINITY INSURANCE COMPANY	OWNERSHIP	100.000	KEMPER CORPORATION	NO	
	KEMPER CORPORATION		27-3557296				KAHG LLC	IL	NIA	KEMPER CORPORATION	OWNERSHIP	100.000	KEMPER CORPORATION	NO	5
0215	KEMPER CORPORATION		98-1683863				KEMPER BERMUDA LTD.	BMU	IA	KEMPER CORPORATION	OWNERSHIP	100.000	KEMPER CORPORATION	NO	
	KEMPER CORPORATION		92-1599353				KEMPER CENTER, LLC	DE	NIA	KEMPER PROPERTIES, LLC	OWNERSHIP	100.000	KEMPER CORPORATION	NO	
	KEMPER CORPORATION		36-4105161				KEMPER CORPORATE SERVICES, INC.	IL	NIA	KEMPER CORPORATION	OWNERSHIP	100.000	KEMPER CORPORATION	NO	
0215	KEMPER CORPORATION	39004	91-1119010				KEMPER FINANCIAL INDEMNITY COMPANY	IL	IA	RESPONSE INSURANCE COMPANY	OWNERSHIP	100.000	KEMPER CORPORATION	NO	
	KEMPER CORPORATION		75-1865314				KEMPER GENERAL AGENCY, INC.	TX	NIA	TRINITY UNIVERSAL INSURANCE COMPANY	OWNERSHIP	100.000	KEMPER CORPORATION	YES	
0215	KEMPER CORPORATION	10914	36-4230019				KEMPER INDEPENDENCE INSURANCE COMPANY	IL	IA	TRINITY UNIVERSAL INSURANCE COMPANY	OWNERSHIP	100.000	KEMPER CORPORATION	NO	
	KEMPER CORPORATION						KEMPER MANAGEMENT, LLC	IL	NIA	KEMPER CORPORATION	OWNERSHIP	100.000	KEMPER CORPORATION	NO	
	KEMPER CORPORATION		75-2874538				KEMPER PERSONAL INSURANCE GENERAL AGENCY, INC.	TX	NIA	UNITRIN DIRECT PROPERTY & CASUALTY COMPANY	OWNERSHIP	100.000	KEMPER CORPORATION	YES	

SCHEDULE Y

PART 1A - DETAIL OF INSURANCE HOLDING COMPANY SYSTEM

1	2	3	4	5	6	7	8	9	10	11	12	13	14	15	16
Group Code	Group Name	NAIC Company Code	ID Number	Federal RSSD	CIK	Name of Securities Exchange if Publicly Traded (U.S. or International)	Names of Parent, Subsidiaries or Affiliates	Domiciliary Location	Relationship to Reporting Entity	Directly Controlled by (Name of Entity/Person)	Type of Control (Ownership, Board, Management, Attorney-in-Fact, Influence, Other)	If Control is Ownership, Provide Percentage	Ultimate Controlling Entity(ies) / Person(s)	Is an SCA Filing Required? (Yes/No)	*
	KEMPER CORPORATION		30-1329283				KEMPER PROPERTIES, LLC	DE	NIA	KEMPER CORPORATION	OWNERSHIP	100.000	KEMPER CORPORATION	NO	
	KEMPER CORPORATION		34-1852743				LEADER GROUP, INC.	OH	NIA	INFINITY AUTO INSURANCE COMPANY	OWNERSHIP	100.000	KEMPER CORPORATION	YES	
	KEMPER CORPORATION		75-2280915				LEADER MANAGING GENERAL AGENCY, INC.	TX	NIA	INFINITY AUTO INSURANCE COMPANY	OWNERSHIP	100.000	KEMPER CORPORATION	YES	
	KEMPER CORPORATION		98-0426067				MERASTAR INDUSTRIES LLC	DE	NIA	TRINITY UNIVERSAL INSURANCE COMPANY	OWNERSHIP	100.000	KEMPER CORPORATION	NO	5
0215	KEMPER CORPORATION	31968	62-0928337				MERASTAR INSURANCE COMPANY	IL	IA	MERASTAR INDUSTRIES LLC	OWNERSHIP	100.000	KEMPER CORPORATION	NO	
0215	KEMPER CORPORATION	31178	63-0599704				MUTUAL SAVINGS FIRE INSURANCE COMPANY	AL	IA	MUTUAL SAVINGS LIFE INSURANCE COMPANY	OWNERSHIP	100.000	KEMPER CORPORATION	NO	
0215	KEMPER CORPORATION	66397	63-0148960				MUTUAL SAVINGS LIFE INSURANCE COMPANY	AL	IA	UNITED INSURANCE COMPANY OF AMERICA	OWNERSHIP	100.000	KEMPER CORPORATION	NO	
	KEMPER CORPORATION		75-2538407				NCM MANAGEMENT CORPORATION	DE	NIA	TRINITY UNIVERSAL INSURANCE COMPANY	OWNERSHIP	100.000	KEMPER CORPORATION	YES	
	KEMPER CORPORATION		36-4442975				NEWINS INSURANCE AGENCY HOLDINGS, LLC	IL	NIA	CRANBERRY HOLDINGS, INC.	OWNERSHIP	100.000	KEMPER CORPORATION	NO	
	KEMPER CORPORATION		36-4442975				NEWINS REAL ESTATE HOLDINGS, LLC	IL	NIA	NEWINS INSURANCE AGENCY HOLDINGS, LLC	OWNERSHIP	100.000	KEMPER CORPORATION	NO	
	KEMPER CORPORATION		92-1622384				NORTH SCOTTSDALE GATEWAY, LLC	DE	NIA	KEMPER PROPERTIES, LLC	OWNERSHIP	100.000	KEMPER CORPORATION	NO	
0215	KEMPER CORPORATION	36625	43-1156323				OLD RELIABLE CASUALTY COMPANY	MO	IA	CAPITOL COUNTY MUTUAL FIRE INSURANCE COMPANY	OWNERSHIP	100.000	KEMPER CORPORATION	NO	6
	KEMPER CORPORATION						PENNANTPARK SENIOR SECURED LOAN FUND I, LLC		NIA	TRINITY UNIVERSAL INSURANCE COMPANY	OWNERSHIP	50.000	KEMPER CORPORATION	NO	7
0215	KEMPER CORPORATION	43044	04-2794993				RESPONSE INSURANCE COMPANY	IL	IA	DIRECT RESPONSE CORPORATION	OWNERSHIP	100.000	KEMPER CORPORATION	NO	
0215	KEMPER CORPORATION	20133	61-6027355				RESPONSE WORLDWIDE DIRECT AUTO INSURANCE COMPANY	IL	IA	WARNER INSURANCE COMPANY	OWNERSHIP	100.000	KEMPER CORPORATION	NO	
0215	KEMPER CORPORATION	26050	39-1341441				RESPONSE WORLDWIDE INSURANCE COMPANY	IL	IA	RESPONSE INSURANCE COMPANY	OWNERSHIP	100.000	KEMPER CORPORATION	NO	
	KEMPER CORPORATION		20-3046396				SECURITY ONE AGENCY LLC	IL	NIA	MERASTAR INDUSTRIES LLC	OWNERSHIP	100.000	KEMPER CORPORATION	NO	5
	KEMPER CORPORATION						SENIOR LOAN FUND JV, I LLC		NIA	TRINITY UNIVERSAL INSURANCE COMPANY	OWNERSHIP	50.000	KEMPER CORPORATION	NO	8
	KEMPER CORPORATION		92-1605543				SKYLINE ESPLANADE 6, LLC	DE	NIA	KEMPER PROPERTIES, LLC	OWNERSHIP	100.000	KEMPER CORPORATION	NO	
	KEMPER CORPORATION		92-1588929				SKYLINE ESPLANADE 7, LLC	DE	NIA	KEMPER PROPERTIES, LLC	OWNERSHIP	100.000	KEMPER CORPORATION	NO	
	KEMPER CORPORATION		92-1600556				SKYLINE ESPLANADE 9, LLC	DE	NIA	KEMPER PROPERTIES, LLC	OWNERSHIP	100.000	KEMPER CORPORATION	NO	
	KEMPER CORPORATION		92-1597819				SUMMERGATE CORPORATE CENTER, LLC	DE	NIA	KEMPER PROPERTIES, LLC	OWNERSHIP	100.000	KEMPER CORPORATION	NO	
	KEMPER CORPORATION						SUNRUN KRONOS OWNER 2000, LLC		NIA	TRINITY UNIVERSAL INSURANCE COMPANY	OWNERSHIP	22.500	KEMPER CORPORATION	NO	9
	KEMPER CORPORATION						SUNRUN KRONOS OWNER 2000, LLC		NIA	UNITED INSURANCE COMPANY OF AMERICA	OWNERSHIP	7.600	KEMPER CORPORATION	NO	
	KEMPER CORPORATION		31-1357130				THE INFINITY GROUP, INC.	IN	NIA	INFINITY INSURANCE COMPANY	OWNERSHIP	100.000	KEMPER CORPORATION	YES	
	KEMPER CORPORATION		36-6007812				THE KEMPER FOUNDATION	IL	NIA	KEMPER CORPORATION	OWNERSHIP	100.000	KEMPER CORPORATION	NO	

SCHEDULE Y

PART 1A - DETAIL OF INSURANCE HOLDING COMPANY SYSTEM

1	2	3	4	5	6	7	8	9	10	11	12	13	14	15	16
Group Code	Group Name	NAIC Company Code	ID Number	Federal RSSD	CIK	Name of Securities Exchange if Publicly Traded (U.S. or International)	Names of Parent, Subsidiaries or Affiliates	Domiciliary Location	Relationship to Reporting Entity	Directly Controlled by (Name of Entity/Person)	Type of Control (Ownership, Board, Management, Attorney-in-Fact, Influence, Other)	If Control is Ownership, Provide Percentage	Ultimate Controlling Entity(ies) / Person(s)	Is an SCA Filing Required? (Yes/No)	*
0215	KEMPER CORPORATION	68357	43-0476110				THE RELIABLE LIFE INSURANCE COMPANY	MO	IA	UNITED INSURANCE COMPANY OF AMERICA	OWNERSHIP	100.000	KEMPER CORPORATION	NO	
0215	KEMPER CORPORATION	19887	75-0620550				TRINITY UNIVERSAL INSURANCE COMPANY	TX	IA	KEMPER CORPORATION	OWNERSHIP	100.000	KEMPER CORPORATION	NO	
0215	KEMPER CORPORATION	12998	72-6019774				UNION NATIONAL FIRE INSURANCE COMPANY	LA	IA	TRINITY UNIVERSAL INSURANCE COMPANY	OWNERSHIP	100.000	KEMPER CORPORATION	NO	
0215	KEMPER CORPORATION	69779	72-0340280				UNION NATIONAL LIFE INSURANCE COMPANY	LA	IA	UNITED INSURANCE COMPANY OF AMERICA	OWNERSHIP	100.000	KEMPER CORPORATION	NO	
0215	KEMPER CORPORATION	11142	23-1614367				UNITED CASUALTY INSURANCE COMPANY OF AMERICA	IL	IA	TRINITY UNIVERSAL INSURANCE COMPANY	OWNERSHIP	100.000	KEMPER CORPORATION	NO	
0215	KEMPER CORPORATION	69930	36-1896670				UNITED INSURANCE COMPANY OF AMERICA	IL	IA	KEMPER CORPORATION	OWNERSHIP	100.000	KEMPER CORPORATION	NO	
0215	KEMPER CORPORATION	10881	13-3974181				UNITRIN ADVANTAGE INSURANCE COMPANY	NY	IA	TRINITY UNIVERSAL INSURANCE COMPANY	OWNERSHIP	100.000	KEMPER CORPORATION	NO	
0215	KEMPER CORPORATION	16063	52-1752227				UNITRIN AUTO AND HOME INSURANCE COMPANY	NY	IA	TRINITY UNIVERSAL INSURANCE COMPANY	OWNERSHIP	100.000	KEMPER CORPORATION	NO	
0215	KEMPER CORPORATION	29351	74-1084315				UNITRIN COUNTY MUTUAL INSURANCE COMPANY	TX	IA	NCM MANAGEMENT CORPORATION	MANAGEMENT		KEMPER CORPORATION	NO	10
0215	KEMPER CORPORATION	10226	36-4013825				UNITRIN DIRECT INSURANCE COMPANY	IL	IA	TRINITY UNIVERSAL INSURANCE COMPANY	OWNERSHIP	100.000	KEMPER CORPORATION	NO	
0215	KEMPER CORPORATION	10915	36-4230008				UNITRIN DIRECT PROPERTY & CASUALTY COMPANY	IL	IA	TRINITY UNIVERSAL INSURANCE COMPANY	OWNERSHIP	100.000	KEMPER CORPORATION	NO	
0215	KEMPER CORPORATION	25909	13-5460208				UNITRIN PREFERRED INSURANCE COMPANY	NY	IA	TRINITY UNIVERSAL INSURANCE COMPANY	OWNERSHIP	100.000	KEMPER CORPORATION	NO	
0215	KEMPER CORPORATION	40703	39-1401314				UNITRIN SAFEGUARD INSURANCE COMPANY	WI	IA	TRINITY UNIVERSAL INSURANCE COMPANY	OWNERSHIP	100.000	KEMPER CORPORATION	NO	
0215	KEMPER CORPORATION	10698	93-1217821				VALLEY PROPERTY & CASUALTY INSURANCE COMPANY	OR	IA	TRINITY UNIVERSAL INSURANCE COMPANY	OWNERSHIP	100.000	KEMPER CORPORATION	NO	
0215	KEMPER CORPORATION	26085	36-3423817				WARNER INSURANCE COMPANY	IL	IA	DIRECT RESPONSE CORPORATION	OWNERSHIP	100.000	KEMPER CORPORATION	NO	
Asterisk	Explanation														
1	AEGON OPPORTUNITY FUND JOINT VENTURE 1, LLC, (AEGON) IS AN AFFILIATE BY VIRTUE OF UNITED INSURANCE COMPANY OF AMERICA (UNITED) HAVING A MAJORITY PARTNERSHIP INTEREST IN AEGON.														
2	APEX LINEN TOPCO, LLC (APEX) IS AN AFFILIATE BY VIRTUE OF UNITED HAVING A 17.5% PARTNERSHIP INTEREST IN APEX.														
3	CAPITOL COUNTY MUTUAL FIRE INSURANCE COMPANY (NAIC# 29211, DOMICILED IN THE STATE OF TEXAS) IS AFFILIATED WITH THE RELIABLE LIFE INSURANCE COMPANY BY VIRTUE OF A MANAGEMENT AGREEMENT.														
4	INFINITY COUNTY MUTUAL INSURANCE COMPANY (NAIC# 13820, DOMICILED IN THE STATE OF TEXAS) IS AFFILIATED WITH INFINITY INSURANCE COMPANY BY VIRTUE OF A MANAGEMENT AGREEMENT.														
5	THESE ENTITIES ARE LIMITED LIABILITY COMPANIES. PERCENTAGES RELATE TO THE OWNER'S MEMBERSHIP INTEREST IN THE LLC.														
6	OLD RELIABLE CASUALTY COMPANY (NAIC# 36625, DOMICILED IN THE STATE OF MISSOURI) IS AFFILIATED BY VIRTUE OF ITS OWNERSHIP BY CAPITOL COUNTY MUTUAL FIRE INSURANCE COMPANY.														
7	PENNANTPARK SENIOR SECURED LOAN FUND I, LLC (PSSL), IS AN AFFILIATE BY VIRTUE OF TRINITY HAVING 50% CONTROL OF THE BOARD OF PSSL, WITH THE OTHER 50% VESTED IN PENNANTPARK FLOATING RATE CAPITAL, LTD.														
8	SENIOR LOAN FUND JV, I LLC (SLFJV) IS AN AFFILIATE BY VIRTUE OF TRINITY HAVING 50% CONTROL OF THE BOARD OF SLFJV, WITH THE OTHER 50% VESTED IN OAKTREE SPECIALTY LENDING CORP.														
9	SUNRUN KRONOS OWNER 2020, LLC (SUNRUN) IS AN AFFILIATE BY VIRTUE OF TRINITY HAVING A 22.9% PARTNERSHIP INTEREST IN SUNRUN.														
10	UNITRIN COUNTY MUTUAL INSURANCE COMPANY (NAIC# 29351, DOMICILED IN THE STATE OF TEXAS) IS AFFILIATED WITH NCM MANAGEMENT CORP. BY VIRTUE OF A MANAGEMENT AGREEMENT.														

SCHEDULE Y

PART 2 - SUMMARY OF INSURER'S TRANSACTIONS WITH ANY AFFILIATES

1	2	3	4	5	6	7	8	9	10	11	12	13
NAIC Company Code	ID Number	Names of Insurers and Parent, Subsidiaries or Affiliates	Shareholder Dividends	Capital Contributions	Purchases, Sales or Exchanges of Loans, Securities, Real Estate, Mortgage Loans or Other Investments	Income/ (Disbursements) Incurred in Connection with Guarantees or Undertakings for the Benefit of any Affiliate(s)	Management Agreements and Service Contracts	Income/ (Disbursements) Incurred Under Reinsurance Agreements	*	Any Other Material Activity Not in the Ordinary Course of the Insurer's Business	Totals	Reinsurance Recoverable/ (Payable) on Losses and/or Reserve Credit Taken/ (Liability)
	37-1656986	ACCELERATE INSURANCE NETWORK, LLC										
	20-8809010	ACCESS INSURANCE AGENCY OF ARIZONA, LLC										
	20-8115603	ACCESS INSURANCE AGENCY OF INDIANA, LLC										
	20-8115668	ACCESS INSURANCE AGENCY OF NEVADA, LLC										
	26-2621251	ACCESS INSURANCE AGENCY OF SOUTH CAROLINA, LLC										
		AEGON OPPORTUNITY ZONE FUND JOINT VENTURE 1, LP										
	26-4133974	AGENCIA DE SEGUROS DE ACCESO, LLC										
10920	77-0475915	ALLIANCE UNITED INSURANCE COMPANY	32,800,000				154,869,290				187,669,290	
	77-0472398	ALLIANCE UNITED INSURANCE SERVICES, LLC	(32,800,000)								(32,800,000)	
38156	39-1344101	ALPHA PROPERTY & CASUALTY INSURANCE COMPANY					20,459,238	(18,054,663)			2,404,575	5,138,874
10730	36-4335932	AMERICAN ACCESS CASUALTY COMPANY		55,000,000			31,463,557				86,463,557	
	84-4192397	AMERICAN ACCESS HOLDINGS, LLC		(55,000,000)							(55,000,000)	
		APEX LINEN TOPCO, LLC										
29211	75-0774903	CAPITOL COUNTY MUTUAL FIRE INSURANCE COMPANY					7,106,478	(1,458,590)			5,647,888	3,739,924
	58-0642684	CASUALTY UNDERWRITERS, INC.										
37524	75-1636168	CHARTER INDEMNITY COMPANY	(700,000)				3,132,498	(1,752,036)			680,463	(2,668,649)
		CORONADO MEDICAL CENTER, LLC										
	92-1599608											
	85-4330188	CRANBERRY HOLDINGS, INC.	14,800,000								14,800,000	
	04-3294619	DIRECT RESPONSE CORPORATION	(340,000)								(340,000)	
		FAMILY SECURITY FUNERALS COMPANY										
	43-1511864											
19852	95-1466743	FINANCIAL INDEMNITY COMPANY					66,809,146	(32,163,350)			34,645,796	(5,735,555)
	92-1612977	FOOTHILLS CORPORATE, LLC										

Annual Statement for the Year 2022 of the Infinity Preferred Insurance Company

SCHEDULE Y

PART 2 - SUMMARY OF INSURER'S TRANSACTIONS WITH ANY AFFILIATES

[illegible]

SCHEDULE Y

PART 2 - SUMMARY OF INSURER'S TRANSACTIONS WITH ANY AFFILIATES

1	2	3	4	5	6	7	8	9	10	11	12	13
NAIC Company Code	ID Number	Names of Insurers and Parent, Subsidiaries or Affiliates	Shareholder Dividends	Capital Contributions	Purchases, Sales or Exchanges of Loans, Securities, Real Estate, Mortgage Loans or Other Investments	Income/ (Disbursements) Incurred in Connection with Guarantees or Undertakings for the Benefit of any Affiliate(s)	Management Agreements and Service Contracts	Income/ (Disbursements) Incurred Under Reinsurance Agreements	*	Any Other Material Activity Not in the Ordinary Course of the Insurer's Business	Totals	Reinsurance Recoverable/ (Payable) on Losses and/or Reserve Credit Taken/ (Liability)
10914	36-4230019	KEMPER INDEPENDENCE INSURANCE COMPANY	(380,000)				52,466,669	8,184,487			60,271,156	1,812,862
		KEMPER MANAGEMENT LLC										
	75-2874538	KEMPER PERSONAL INSURANCE GENERAL AGENCY, INC.										
	30-1329283	KEMPER PROPERTIES, LLC										
	34-1852743	LEADER GROUP, INC.										
		LEADER MANAGING GENERAL AGENCY, INC.										
	75-2280915											
	98-0426067	MERASTAR INDUSTRIES LLC	(60,000)								(60,000)	
31968	62-0928337	MERASTAR INSURANCE COMPANY					(1,192,400,229)	(926,860)			(1,193,327,089)	(979,542)
		MUTUAL SAVINGS FIRE										
31178	63-0599704	INSURANCE COMPANY	(150,000)				2,322,774	(724,448)			1,448,326	1,378,218
		MUTUAL SAVINGS LIFE										
66397	63-0148960	INSURANCE COMPANY	(11,850,000)				11,281,142	(14,913,552)			(15,482,411)	396,357,726
		NCM MANAGEMENT										
	75-2538407	CORPORATION	(400,000)								(400,000)	
		NEWINS INSURANCE AGENCY										
	36-4442975	HOLDINGS, LLC	(14,800,000)								(14,800,000)	
		NEWINS REAL ESTATE HOLDINGS, LLC										
		NORTH SCOTTSDALE GATEWAY, LLC										
	92-1622384											
36625	43-1156323	OLD RELIABLE CASUALTY COMPANY					1,995,940	513,429			2,509,369	1,197,243
		PENNANTPARK SENIOR SECURED LOAN FUND I, LLC										
		RESERVE NATIONAL INSURANCE COMPANY					8,263,542	(2,900,466)			5,363,076	
68462	73-0661453						515,580	121,816			637,396	(287,631)
43044	04-2794993	RESPONSE INSURANCE COMPANY										
		RESPONSE WORLDWIDE DIRECT AUTO INSURANCE COMPANY						(71,498)			(71,498)	(19,294)
20133	61-6027355	RESPONSE WORLDWIDE										
26050	39-1341441	INSURANCE COMPANY					2,640	(128,472)			(125,832)	(184,845)
	20-3046396	SECURITY ONE AGENCY LLC	(200,000)								(200,000)	
		SENIOR LOAN FUND JV, I LLC										
	92-1605543	SKYLINE ESPLANADE 6, LLC										
	92-1588929	SKYLINE ESPLANADE 7, LLC										

SCHEDULE Y

PART 2 - SUMMARY OF INSURER'S TRANSACTIONS WITH ANY AFFILIATES

1	2	3	4	5	6	7	8	9	10	11	12	13
NAIC Company Code	ID Number	Names of Insurers and Parent, Subsidiaries or Affiliates	Shareholder Dividends	Capital Contributions	Purchases, Sales or Exchanges of Loans, Securities, Real Estate, Mortgage Loans or Other Investments	Income/ (Disbursements) Incurred in Connection with Guarantees or Undertakings for the Benefit of any Affiliate(s)	Management Agreements and Service Contracts	Income/ (Disbursements) Incurred Under Reinsurance Agreements	*	Any Other Material Activity Not in the Ordinary Course of the Insurer's Business	Totals	Reinsurance Recoverable/ (Payable) on Losses and/or Reserve Credit Taken/ (Liability)
	92-1600556	SKYLINE ESPLANADE 9, LLC										
	92-1597819	SUMMERGATE CORPORATE CENTER, LLC										
		SUNRUN KRONOS OWNER 2000, LLC										
	31-1357130	THE INFINITY GROUP, INC.										
	36-6007812	THE KEMPER FOUNDATION										
68357	43-0476110	THE RELIABLE LIFE INSURANCE COMPANY					42,533,866	(26,497,527)			16,036,339	69,220,000
19887	75-0620550	TRINITY UNIVERSAL INSURANCE COMPANY	3,140,000				12,477,749	393,981,991			409,599,740	(570,712,452)
12998	72-6019774	UNION NATIONAL FIRE INSURANCE COMPANY	(60,000)				7,821,589	(1,271,610)			6,489,979	5,044,541
69779	72-0340280	UNION NATIONAL LIFE INSURANCE COMPANY					28,704,024	(13,362,200)			15,341,824	50,287,502
11142	23-1614367	UNITED CASUALTY INSURANCE COMPANY OF AMERICA	(150,000)				8,771,886	(4,482,377)			4,139,509	2,979,165
69930	36-1896670	UNITED INSURANCE COMPANY OF AMERICA	(288,000,000)				45,148,398	38,929,640			(203,921,962)	2,529,073,015
10881	13-3974181	UNITRIN ADVANTAGE INSURANCE COMPANY					52,691	(15,616)			37,074	(1,198,614)
16063	52-1752227	UNITRIN AUTO AND HOME INSURANCE COMPANY					17,841,196	(2,577,210)			15,263,986	(10,829,100)
29351	74-1084315	UNITRIN COUNTY MUTUAL INSURANCE COMPANY					13,539,768	2,620,598			16,160,367	(14,130,370)
10226	36-4013825	UNITRIN DIRECT INSURANCE COMPANY					2,500,806	522,915			3,023,722	(1,423,259)
10915	36-4230008	UNITRIN DIRECT PROPERTY & CASUALTY COMPANY	(350,000)				1,565,381	1,548,323			2,763,704	(1,793,055)
25909	13-5460208	UNITRIN PREFERRED INSURANCE COMPANY	(340,000)				3,974,865	1,834,064			5,468,930	(4,904,464)
40703	39-1401314	UNITRIN SAFEGUARD INSURANCE COMPANY					56,394,214	(61,759,626)			(5,365,412)	70,582,316
10698	93-1217821	VALLEY PROPERTY & CASUALTY INSURANCE COMPANY	(160,000)				893,086	2,488,059			3,221,146	(872,309)
26085	36-3423817	WARNER INSURANCE COMPANY					2,365	(832,335)			(829,970)	(251,271)
9999999 – Control Totals									XXX			

SCHEDULE Y

PART 3 - ULTIMATE CONTROLLING PARTY AND LISTING OF OTHER U.S. INSURANCE GROUPS OR ENTITIES UNDER THAT ULTIMATE CONTROLLING PARTY'S CONTROL

1	2	3	4	5	6	7	8
Insurers in Holding Company	Owners with Greater than 10% Ownership	Ownership Percentage Column 2 of Column 1	Granted Disclaimer of Control / Affiliation of Column 2 Over Column 1 (Yes/No)	Ultimate Controlling Party	U.S. Insurance Groups or Entities Controlled by Column 5	Ownership Percentage (Column 5 of Column 6)	Granted Disclaimer of Control / Affiliation of Column 5 Over Column 6 (Yes/No)
ALLIANCE UNITED INSURANCE COMPANY	KEMPER CORPORATION	100.000 %	NO	KEMPER CORPORATION	KEMPER CORPORATION	100.000 %	NO
ALPHA PROPERTY & CASUALTY INSURANCE COMPANY	TRINITY UNIVERSAL INSURANCE COMPANY	100.000 %	NO	KEMPER CORPORATION	KEMPER CORPORATION	100.000 %	NO
AMERICAN ACCESS CASUALTY COMPANY	AMERICAN ACCESS HOLDINGS, LLC	100.000 %	NO	KEMPER CORPORATION	KEMPER CORPORATION	100.000 %	NO
CAPITOL COUNTY MUTUAL FIRE INSURANCE COMPANY		%	NO	KEMPER CORPORATION	KEMPER CORPORATION	100.000 %	NO
CHARTER INDEMNITY COMPANY	TRINITY UNIVERSAL INSURANCE COMPANY	100.000 %	NO	KEMPER CORPORATION	KEMPER CORPORATION	100.000 %	NO
FINANCIAL INDEMNITY COMPANY	TRINITY UNIVERSAL INSURANCE COMPANY	100.000 %	NO	KEMPER CORPORATION	KEMPER CORPORATION	100.000 %	NO
INFINITY ASSURANCE INSURANCE COMPANY	INFINITY INSURANCE COMPANY	100.000 %	NO	KEMPER CORPORATION	KEMPER CORPORATION	100.000 %	NO
INFINITY AUTO INSURANCE COMPANY	INFINITY INSURANCE COMPANY	100.000 %	NO	KEMPER CORPORATION	KEMPER CORPORATION	100.000 %	NO
INFINITY CASUALTY INSURANCE COMPANY	INFINITY INSURANCE COMPANY	100.000 %	NO	KEMPER CORPORATION	KEMPER CORPORATION	100.000 %	NO
INFINITY COUNTY MUTUAL INSURANCE COMPANY		%	NO	KEMPER CORPORATION	KEMPER CORPORATION	100.000 %	NO
INFINITY INDEMNITY INSURANCE COMPANY	INFINITY INSURANCE COMPANY	100.000 %	NO	KEMPER CORPORATION	KEMPER CORPORATION	100.000 %	NO
	INFINITY PROPERTY AND CASUALTY CORPORATION	100.000 %	NO	KEMPER CORPORATION	KEMPER CORPORATION	100.000 %	NO
INFINITY INSURANCE COMPANY							
INFINITY PREFERRED INSURANCE COMPANY	INFININTY INSURANCE COMPANY	100.000 %	NO	KEMPER CORPORATION	KEMPER CORPORATION	100.000 %	NO
INFINITY SAFEGUARD INSURANCE COMPANY	INFINITY INSURANCE COMPANY	100.000 %	NO	KEMPER CORPORATION	KEMPER CORPORATION	100.000 %	NO
INFINITY SELECT INSURANCE COMPANY	INFINITY INSURANCE COMPANY	100.000 %	NO	KEMPER CORPORATION	KEMPER CORPORATION	100.000 %	NO
INFINITY STANDARD INSURANCE COMPANY	INFINITY INSURANCE COMPANY	100.000 %	NO	KEMPER CORPORATION	KEMPER CORPORATION	100.000 %	NO
KEMPER FINANCIAL INDEMNITY COMPANY	RESPONSE INSURANCE COMPANY	100.000 %	NO	KEMPER CORPORATION	KEMPER CORPORATION	100.000 %	NO
KEMPER INDEPENDENCE INSURANCE COMPANY	TRINITY UNIVERSAL INSURANCE COMPANY	100.000 %	NO	KEMPER CORPORATION	KEMPER CORPORATION	100.000 %	NO
MERASTAR INSURANCE COMPANY	MERASTAR INDUSTRIES, LLC	100.000 %	NO	KEMPER CORPORATION	KEMPER CORPORATION	100.000 %	NO
MUTUAL SAVINGS FIRE INSURANCE COMPANY	MUTUAL SAVINGS LIFE INSURANCE COMPANY	100.000 %	NO	KEMPER CORPORATION	KEMPER CORPORATION	100.000 %	NO
MUTUAL SAVINGS LIFE INSURANCE COMPANY	UNITED INSURANCE COMPANY OF AMERICA	100.000 %	NO	KEMPER CORPORATION	KEMPER CORPORATION	100.000 %	NO
	CAPITOL COUNTY MUTUAL FIRE INSURANCE COMPANY	100.000 %	NO	KEMPER CORPORATION	KEMPER CORPORATION	100.000 %	NO
OLD RELIABLE CASUALTY COMPANY	DIRECT RESPONSE CORPORATION	100.000 %	NO	KEMPER CORPORATION	KEMPER CORPORATION	100.000 %	NO
RESPONSE INSURANCE COMPANY							
RESPONSE WORLDWIDE DIRECT AUTO INSURANCE COMPANY	RESPONSE INSURANCE COMPANY	100.000 %	NO	KEMPER CORPORATION	KEMPER CORPORATION	100.000 %	NO
RESPONSE WORLDWIDE INSURANCE COMPANY	RESPONSE INSURANCE COMPANY	100.000 %	NO	KEMPER CORPORATION	KEMPER CORPORATION	100.000 %	NO

SCHEDULE Y

PART 3 - ULTIMATE CONTROLLING PARTY AND LISTING OF OTHER U.S. INSURANCE GROUPS OR ENTITIES UNDER THAT ULTIMATE CONTROLLING PARTY'S CONTROL

1	2	3	4	5	6	7	8
Insurers in Holding Company	Owners with Greater than 10% Ownership	Ownership Percentage Column 2 of Column 1	Granted Disclaimer of Control / Affiliation of Column 2 Over Column 1 (Yes/No)	Ultimate Controlling Party	U.S. Insurance Groups or Entities Controlled by Column 5	Ownership Percentage (Column 5 of Column 6)	Granted Disclaimer of Control / Affiliation of Column 5 Over Column 6 (Yes/No)
THE RELIABLE LIFE INSURANCE COMPANY	UNITED INSURANCE COMPANY OF AMERICA	100.000 %	NO	KEMPER CORPORATION	KEMPER CORPORATION	100.000 %	NO
TRINITY UNIVERSAL INSURANCE COMPANY	KEMPER CORPORATION	100.000 %	NO	KEMPER CORPORATION	KEMPER CORPORATION	100.000 %	NO
UNION NATIONAL FIRE INSURANCE COMPANY	TRINITY UNIVERSAL INSURANCE COMPANY	100.000 %	NO	KEMPER CORPORATION	KEMPER CORPORATION	100.000 %	NO
UNION NATIONAL LIFE INSURANCE COMPANY	UNITED INSURANCE COMPANY OF AMERICA	100.000 %	NO	KEMPER CORPORATION	KEMPER CORPORATION	100.000 %	NO
UNITED CASUALTY INSURANCE COMPANY OF AMERICA	TRINITY UNIVERSAL INSURANCE COMPANY	100.000 %	NO	KEMPER CORPORATION	KEMPER CORPORATION	100.000 %	NO
UNITED INSURANCE COMPANY OF AMERICA	KEMPER CORPORATION	100.000 %	NO	KEMPER CORPORATION	KEMPER CORPORATION	100.000 %	NO
UNITRIN ADVANTAGE INSURANCE COMPANY	TRINITY UNIVERSAL INSURANCE COMPANY	100.000 %	NO	KEMPER CORPORATION	KEMPER CORPORATION	100.000 %	NO
UNITRIN AUTO AND HOME INSURANCE COMPANY	TRINITY UNIVERSAL INSURANCE COMPANY	100.000 %	NO	KEMPER CORPORATION	KEMPER CORPORATION	100.000 %	NO
UNITRIN COUNTY MUTUAL INSURANCE COMPANY		%	NO	KEMPER CORPORATION	KEMPER CORPORATION	100.000 %	NO
UNITRIN DIRECT INSURANCE COMPANY	TRINITY UNIVERSAL INSURANCE COMPANY	100.000 %	NO	KEMPER CORPORATION	KEMPER CORPORATION	100.000 %	NO
UNITRIN DIRECT PROPERTY & CASUALTY COMPANY	TRINITY UNIVERSAL INSURANCE COMPANY	100.000 %	NO	KEMPER CORPORATION	KEMPER CORPORATION	100.000 %	NO
UNITRIN PREFERRED INSURANCE COMPANY	TRINITY UNIVERSAL INSURANCE COMPANY	100.000 %	NO	KEMPER CORPORATION	KEMPER CORPORATION	100.000 %	NO
UNITRIN SAFEGUARD INSURANCE COMPANY	TRINITY UNIVERSAL INSURANCE COMPANY	100.000 %	NO	KEMPER CORPORATION	KEMPER CORPORATION	100.000 %	NO
VALLEY PROPERTY & CASUALTY INSURANCE COMPANY	TRINITY UNIVERSAL INSURANCE COMPANY	100.000 %	NO	KEMPER CORPORATION	KEMPER CORPORATION	100.000 %	NO
WARNER INSURANCE COMPANY	RESPONSE INSURANCE COMPANY	100.000 %	NO	KEMPER CORPORATION	KEMPER CORPORATION	100.000 %	NO

SUPPLEMENTAL EXHIBITS AND SCHEDULES INTERROGATORIES

The following supplemental reports are required to be filed as part of your statement filing unless specifically waived by the domiciliary state. However, in the event that your domiciliary state waives the filing requirement, your response of WAIVED to the specific interrogatory will be accepted in lieu of filing a “NONE” report and a bar code will be printed below. If the supplement is required of your company but is not being filed for whatever reason, enter SEE EXPLANATION and provide an explanation following the interrogatory questions.


























REQUIRED FILINGS		Response
March Filing		
1.	Will an actuarial opinion be filed by March 1?.....	YES
2.	Will the Supplemental Compensation Exhibit be filed with the state of domicile by March 1?	YES
3.	Will the confidential Risk-based Capital Report be filed with the NAIC by March 1?.....	YES
4.	Will the confidential Risk-based Capital Report be filed with the state of domicile, if required, by March 1?	YES
April Filing		
5.	Will the Insurance Expense Exhibit be filed with the state of domicile and the NAIC by April 1?	YES
6.	Will Management’s Discussion and Analysis be filed by April 1?	YES
7.	Will the Supplemental Investment Risks Interrogatories be filed by April 1?	YES
May Filing		
8.	Will this company be included in a combined annual statement that is filed with the NAIC by May 1?	YES
June Filing		
9.	Will an audited financial report be filed by June 1?	YES
10.	Will Accountants Letter of Qualifications be filed with the state of domicile and electronically with the NAIC by June 1?	YES

SUPPLEMENTAL FILINGS

The following supplemental reports are required to be filed as part of your statement filing **if your company is engaged in the type of business covered by the supplement. However, in the event that your company does not transact the type of business for which the special report must be filed, your response of NO to the specific interrogatory will be accepted in lieu of filing a “NONE” report and a bar code will be printed below.** If the supplement is required of your company but is not being filed for whatever reason, enter SEE EXPLANATION and provide an explanation following the interrogatory questions.

		Response
March Filing		
11.	Will Schedule SIS (Stockholder Information Supplement) be filed with the state of domicile by March 1?	NO
12.	Will the Financial Guaranty Insurance Exhibit be filed by March 1?.....	NO
13.	Will the Medicare Supplement Insurance Experience Exhibit be filed with the state of domicile and the NAIC by March 1?	NO
14.	Will Supplement A to Schedule T (Medical Professional Liability Supplement) be filed by March 1?	NO
15.	Will the Trusteed Surplus Statement be filed with the state of domicile and the NAIC by March 1?.....	NO
16.	Will the Premiums Attributed to Protected Cells Exhibit be filed by March 1?.....	NO
17.	Will the Reinsurance Summary Supplemental Filing for General Interrogatory 9 be filed with the state of domicile and the NAIC by March 1?	NO
18.	Will the Medicare Part D Coverage Supplement be filed with the state of domicile and the NAIC by March 1?	NO
19.	Will the confidential Actuarial Opinion Summary be filed with the state of domicile, if required, by March 15 (or the date otherwise specified)?	YES
20.	Will the Reinsurance Attestation Supplement be filed with the state of domicile and the NAIC by March 1?	NO
21.	Will the Exceptions to the Reinsurance Attestation Supplement be filed with the state of domicile by March 1?.....	NO
22.	Will the Bail Bond Supplement be filed with the state of domicile and the NAIC by March 1?.....	NO
23.	Will the Director and Officer Insurance Coverage Supplement be filed with the state of domicile and the NAIC by March 1?	NO
24.	Will an approval from the reporting entity’s state of domicile for relief related to the five-year rotation requirement for lead audit partner be filed electronically with the NAIC by March 1?	NO
25.	Will an approval from the reporting entity’s state of domicile for relief related to the one-year cooling off period for independent CPA be filed electronically with the NAIC by March 1?.....	NO
26.	Will an approval from the reporting entity’s state of domicile for relief related to the Requirements for Audit Committees be filed electronically with the NAIC by March 1?.....	NO
27.	Will the Supplemental Schedule for Reinsurance Counterparty Reporting Exception – Asbestos and Pollution contracts be filed with the state of domicile and the NAIC by March 1?	NO
April Filing		
28.	Will the Credit Insurance Experience Exhibit be filed with the state of domicile and the NAIC by April 1?.....	NO
29.	Will the Long-term Care Experience Reporting Forms be filed with the state of domicile and the NAIC by April 1?	NO
30.	Will the Accident and Health Policy Experience Exhibit be filed by April 1?	NO
31.	Will the Supplemental Health Care Exhibit (Parts 1, 2 and 3) be filed with the state of domicile and the NAIC by April 1?.....	NO
32.	Will the regulator-only (non-public) Supplemental Health Care Exhibit’s Allocation Report be filed with the state of domicile and the NAIC by April 1?	NO
33.	Will the Cybersecurity and Identity Theft Insurance Coverage Supplement be filed with the state of domicile and the NAIC by April 1?	NO
34.	Will the Life, Health & Annuity Guaranty Association Assessable Premium Exhibit – Parts 1 and 2 be filed with the state of domicile and the NAIC by April 1?	NO
35.	Will the Private Flood Insurance Supplement be filed with the state of domicile and the NAIC by April 1?	NO
36.	Will the Mortgage Guaranty Insurance Exhibit be filed with the state of domicile and the NAIC by April 1?.....	NO
August Filing		
37.	Will Management’s Report of Internal Control Over Financial Reporting be filed with the state of domicile by August 1?	YES

SUPPLEMENTAL EXHIBITS AND SCHEDULES INTERROGATORIES

Explanation	Barcode
1.	
2.	
3.	
4.	
5.	
6.	
7.	
8.	
9.	
10.	
11.	 1 0 1 9 5 2 0 2 2 4 2 0 0 0 0 0 0
12.	 1 0 1 9 5 2 0 2 2 2 4 0 0 0 0 0 0
13.	 1 0 1 9 5 2 0 2 2 3 6 0 0 0 0 0 0
14.	 1 0 1 9 5 2 0 2 2 4 5 5 0 0 0 0 0
15.	 1 0 1 9 5 2 0 2 2 4 9 0 0 0 0 0 0
16.	 1 0 1 9 5 2 0 2 2 3 8 5 0 0 0 0 0
17.	 1 0 1 9 5 2 0 2 2 4 0 1 0 0 0 0 0
18.	 1 0 1 9 5 2 0 2 2 3 6 5 0 0 0 0 0
19.	
20.	 1 0 1 9 5 2 0 2 2 3 9 9 0 0 0 0 0
21.	 1 0 1 9 5 2 0 2 2 4 0 0 0 0 0 0 0
22.	 1 0 1 9 5 2 0 2 2 5 0 0 0 0 0 0 0
23.	 1 0 1 9 5 2 0 2 2 5 0 5 0 0 0 0 0
24.	 1 0 1 9 5 2 0 2 2 2 2 4 0 0 0 0 0
25.	 1 0 1 9 5 2 0 2 2 2 2 5 0 0 0 0 0
26.	 1 0 1 9 5 2 0 2 2 2 2 6 0 0 0 0 0
27.	 1 0 1 9 5 2 0 2 2 5 5 5 0 0 0 0 0
28.	 1 0 1 9 5 2 0 2 2 2 3 0 0 0 0 0 0
29.	 1 0 1 9 5 2 0 2 2 3 0 6 0 0 0 0 0
30.	 1 0 1 9 5 2 0 2 2 2 1 0 0 0 0 0 0
31.	 1 0 1 9 5 2 0 2 2 2 1 6 0 0 0 0 0
32.	 1 0 1 9 5 2 0 2 2 2 1 7 0 0 0 0 0
33.	 1 0 1 9 5 2 0 2 2 5 5 0 0 0 0 0 0
34.	 1 0 1 9 5 2 0 2 2 2 9 0 0 0 0 0 0
35.	 1 0 1 9 5 2 0 2 2 5 6 0 0 0 0 0 0
36.	 1 0 1 9 5 2 0 2 2 5 6 5 0 0 0 0 0
37.	

OVERFLOW PAGE FOR WRITE-INS

OVERFLOW PAGE FOR WRITE-INS