

# ANNUAL STATEMENT

For the Year Ended December 31, 2022

OF THE CONDITION AND AFFAIRS OF THE

## SANDY AND BEAVER INSURANCE COMPANY

ORGANIZED UNDER THE LAWS OF THE STATE OF OHIO

Made to the

### INSURANCE COMMISSIONER OF THE STATE OF OHIO

Pursuant to the Laws thereof

NAIC Company Code 10270

Home Office 108 N. Market Street Lisbon 44432 OH  
Street and Number City Zip Code

Mall Address P.O. Box 490 Lisbon 44432 OH  
Street and Number City Zip Code

Main Administrative Office (330) 424-1464  
Telephone Number

Organized October 13, 1877 Commenced Business October 13, 1877

Annual Statement Contact Person James Sanor Telephone Number (330) 424-1464

Contact Person Email Address jsanor@sbmIns.com

### OFFICERS

President James Sanor Vice President --

Secretary Shawna L'Italien Treasurer James Sanor


### DIRECTORS


(ALL DIRECTORS MUST BE SHOWN)



<u>Timothy Bresnahan</u>	<u>Thomas Patterson</u>		
<u>Jerry Connor</u>	<u>Tad Rose</u>		
<u>Timothy Dickey</u>	<u>James Sanor</u>		
<u>Thomas Korner</u>			

State of Ohio  
 County of Columbiana

James Sanor President and Shawna L'Italien Secretary of the  
**SANDY AND BEAVER INSURANCE COMPANY**, being duly sworn each for himself/herself deposes and says, that they are the  
 above described officers of said reporting entity, and that on the reporting period stated above all the herein described assets were the absolute property of the said reporting entity, free and clear from any liens or  
 claims thereon, except as herein stated, and that this statement, with the schedules and explanations herein contained, annexed or referred to, is a full and correct statement of all the assets and liabilities and of the  
 condition and affairs of the said reporting entity as of the reporting period stated above, and of its income and deductions therefrom for the period ended, according to the best of their information, knowledge and belief,  
 respectively.

Subscribed and sworn to before me, this 24  
 day of February, 2023  
  
 Notary Public

  
 DARLENE K. ANDERSON  
 Notary Public  
 State Of Ohio  
 My Comm. Expires  
 Aug. 4, 2024

  
James Sanor President  
  
Shawna L'Italien Secretary  
William J. Vannelli  
 Signature of Person Preparing Statement

**ANNUAL STATEMENT FOR THE YEAR  
SANDY AND BEAVER INSURANCE COMPANY**

**2022**

**ASSETS**

		<b>Assets Current Year</b>	<b>Nonadmitted Assets Current Year</b>	<b>Net Admitted Assets Current Year</b>	<b>Net Admitted Assets Prior Year</b>
1	Bonds (Schedule D - Part 1)	3,810,733.38	0.00	3,810,733.38	1,986,976.44
2	Preferred stocks, common stocks and mutual funds (Schedule D - Part 2)	15,452,612.17	0.00	15,452,612.17	18,403,005.27
3	Real estate (less liens, encumbrances) (Schedule A)	0.00	0.00	0.00	
4	Cash (Schedule E)	3,085,444.56	0.00	3,085,444.56	5,150,052.69
5	Short-term investments	677,136.87	0.00	677,136.87	664,424.69
6	Aggregate write-ins for invested assets		0.00	0.00	
7	Subtotals, cash and invested assets	23,025,926.98	0.00	23,025,926.98	26,204,459.09
8	Investment income due and accrued	34,614.76	0.00	34,614.76	27,418.71
9.1	Assessments or premiums in the course of collection (including agents balances)	39,030.48	0.00	39,030.48	25,976.82
9.2	Deferred premiums, agents' balances and installments booked but deferred and not yet due	1,402,699.28	0.00	1,402,699.28	1,432,349.09
9.3	Earned but unbilled premiums (post assessment)		0.00	0.00	
10.1	Amounts recoverable from reinsurers	0.00	0.00	0.00	322,837.04
10.2	Funds held by or deposited with reinsured companies	167,553.24	0.00	167,553.24	654,223.31
11.1	Current federal income tax recoverable and interest thereon	71,630.00	0.00	71,630.00	
11.2	Net deferred tax asset		0.00	0.00	
12	Electronic data processing equipment and software	16,056.46	0.00	16,056.46	25,599.80
13	Furniture and equipment	113,941.14	113,941.14	0.00	0.00
14	Receivables from parent, subsidiaries and affiliates		0.00	0.00	
15	Aggregate write-ins for other than invested assets	0.00	0.00	0.00	0.00
16	<b>Total Assets</b>	<b>24,871,452.34</b>	<b>113,941.14</b>	<b>24,757,511.20</b>	<b>28,692,863.86</b>
	Details of Write-Ins for Assets:				
1501				0.00	
1502				0.00	
1503				0.00	
1598	Summary or remaining write-ins from overflow page	0.00	0.00	0.00	0.00
1599	<b>Total aggregate write-ins</b>	<b>0.00</b>	<b>0.00</b>	<b>0.00</b>	<b>0.00</b>

**ANNUAL STATEMENT FOR THE YEAR  
SANDY AND BEAVER INSURANCE COMPANY**

**2022**

**LIABILITIES, SURPLUS AND OTHER FUNDS**

		<b>Current Year</b>	<b>Prior Year</b>
1	Unpaid Losses (Underwriting Exhibit - Part 2A)	312,049.70	653,315.84
2	Unpaid loss adjustment expenses (Underwriting Exhibit - Part 2A)	0.00	1,200.00
3	Commissions due and payable to agents	124,083.01	197,575.99
4	Other expenses (excluding taxes, licenses and fees)		
5	Taxes, licenses and fees (excluding federal income taxes)		
6	Current federal income taxes (including \$0 on realized capital gains (losses))	0.00	40,000.00
7	Net deferred tax liability	53,421.17	539,496.00
8	Borrowed money and interest thereon		
9	Unearned assessment/premium reserve	4,496,970.67	4,741,934.79
10	Advance premium	160,796.38	213,015.20
11	Ceded reinsurance premiums payable	235,466.26	226,825.33
12	Funds held by company under reinsurance treaties		
13	Amounts withheld or retained by company for account of others		
14	Provision for unauthorized reinsurance		
15	Payable to parent, subsidiaries and affiliates		
16	Aggregate write-ins for liabilities	0.00	5,299.26
17	Total liabilities	5,382,787.19	6,618,662.41
18	Surplus as regards policyholders	19,374,724.01	22,074,201.45
19	Total liabilities and surplus	24,757,511.20	28,692,863.86
	Details of Write-Ins for Liabilities:		
1601	Grinnell Liability	0.00	5,299.26
1602			
1603			
1698	Summary or remaining write-ins from overflow page	0.00	0.00
1699	Total aggregate write-ins	0.00	5,299.26

**ANNUAL STATEMENT FOR THE YEAR  
SANDY AND BEAVER INSURANCE COMPANY  
STATEMENT OF INCOME**

**2022**

		Current Year	Prior Year
	<b>UNDERWRITING INCOME</b>		
1.1	Gross Assessments/Premiums earned	9,008,530.22	9,038,952.78
1.2	Less: Return Assessments/Premiums earned	187,432.79	208,797.03
1.3	Direct Assessments/Premiums earned	8,821,097.43	8,830,155.75
1.4	Deduct premiums for reinsurance ceded (Reinsurance Schedule)	3,016,962.74	2,704,785.96
1.5	Add premiums received for reinsurance assumed (Reinsurance Schedule)	-	
1.6	Net Assessments/Premiums earned	5,804,134.69	6,125,369.79
	<b>DEDUCTIONS</b>		
2	Losses incurred (Underwriting Exhibit - Part 2)	2,656,790.10	2,122,342.67
3	Loss expenses incurred (Expense Exhibit)	181,231.22	188,314.14
4	Other underwriting expenses incurred (Expense Exhibit)	3,557,605.32	4,284,198.71
5	Aggregate write-ins for underwriting deductions	-	-
6	Total underwriting deductions	6,395,626.64	6,594,855.52
7	Net underwriting gain (loss)	(591,491.95)	(469,485.73)
	<b>INVESTMENT INCOME</b>		
8	Net investment income earned	415,698.95	511,264.82
9	Net realized capital gains (losses) less capital gains tax	(918,717.77)	563,616.98
10	Net investment gain (loss)	(503,018.82)	1,074,881.80
	<b>OTHER INCOME</b>		
11	Net gain (loss) from agents' or premium balances charged off		-
12	Finance and service charges not included in premiums		-
13	Aggregate write-ins for miscellaneous income	264,522.39	286,882.28
14	Total other income	264,522.39	286,882.28
15	Net income, after capital gains tax and before federal income taxes	(829,988.38)	892,278.35
16	Federal income taxes incurred	(4,246.00)	164,028.60
17	Net income	(825,742.38)	728,249.75
	<b>SURPLUS ACCOUNT</b>		
18	Surplus as regards policyholders, December 31 prior year	22,074,201.45	19,734,515.54
19	Net income	(825,742.38)	728,249.75
20	Change in net unrealized capital gains or (losses) less capital gains tax	(1,406,840.08)	1,509,428.31
21	Change in net deferred income tax	(486,074.83)	(329,638.00)
22	Change in nonadmitted assets (Exhibit of Nonadmitted Assets)	19,179.85	431,645.85
23	Change in provision for reinsurance		
24	Aggregate write-ins for gains and losses in surplus	-	-
25	Change in surplus as regards policyholders for the year	(2,699,477.44)	2,339,685.91
26	Surplus as regards policyholders, December 31 current year	19,374,724.01	22,074,201.45
	<b>DETAILS OF WRITE-INS</b>		
0501			
0502			
0503			
0599	Total Aggregate write-ins for underwriting deductions	-	-
1301	Other Income	264,522.39	284,507.28
1302	Gain on fixed asset disposal		2,375.00
1303			
1304			
1399	Total Aggregate write-ins for miscellaneous income	264,522.39	286,882.28
2401			
2402			
2499	Total Aggregate write-ins for gains and losses in surplus	-	-

**ANNUAL STATEMENT FOR THE YEAR  
SANDY AND BEAVER INSURANCE COMPANY**

2022

**CASH FLOW STATEMENT**

		Current Year	Prior Year
<b>Cash from Operations</b>			
1	Premiums/Assessments collected net of reinsurance	6,013,559.64	6,046,593.27
2	Net investment income	294,535.55	510,263.89
3	Miscellaneous income	264,522.39	286,882.28
4	Total	6,572,617.58	6,843,739.44
5	Benefit and loss related payments	2,857,650.42	2,465,418.61
6	Commissions, expenses paid and aggregate write-ins for deductions	3,450,915.57	4,261,043.68
7	Federal and foreign income taxes paid (recovered)	107,384.00	18,528.60
8	Total	6,415,949.99	6,744,990.89
9	Net cash from operations	156,667.59	98,748.55
<b>Cash from Investments</b>			
10	Proceeds from investments sold, matured or repaid:		
10.1	Bonds	1,519,172.29	
10.2	Stocks	26,768,806.29	10,383,602.57
10.3	Real estate		
10.4	Net gains (losses) on cash, cash equivalents and short-term investments		
10.5	Miscellaneous proceeds	(3,519.38)	
10.6	Total investment proceeds	28,284,459.20	10,383,602.57
11	Cost of investments acquired (long-term only):		
11.1	Bonds	3,380,421.42	
11.2	Stocks	27,112,775.72	14,962,869.90
11.3	Real estate		
11.4	Miscellaneous applications	12,537.78	1,148,945.57
11.5	Total investments acquired	30,505,734.92	16,111,815.47
11.6	Net cash from investments	(2,221,275.72)	(5,728,212.90)
<b>Cash from Financing and Miscellaneous Sources</b>			
12.1	Borrowed funds (cash provided/applied)		
12.2	Other cash provided (applied)		411,375.00
13	Net cash from financing and miscellaneous sources	-	411,375.00
<b>RECONCILIATION OF CASH, CASH EQUIVALENTS AND SHORT-TERM INVESTMENTS</b>			
14	Net change in cash, cash equivalents and short-term investments	(2,064,608.13)	(5,218,089.35)
15.1	Beginning of year (cash, cash equivalents and short-term investments)	5,150,052.69	10,368,142.04
15.2	End of year (cash, cash equivalents and short-term investments)	3,085,444.56	5,150,052.69

**ANNUAL STATEMENT FOR THE YEAR  
SANDY AND BEAVER INSURANCE COMPANY**

**2022**

**EXPENSE EXHIBIT**

		Current Year
1.1	<b>Claim Adjusting:</b> Direct	0.00
1.2	Reinsurance assumed	0.00
1.3	Reinsurance ceded excluding contingent (commission and brokerage)	0.00
1.4	Net claim adjusting	0.00
2.1	<b>Commission and Brokerage:</b> Direct commission and brokerage	1,385,909.71
2.2	Reinsurance assumed excluding contingent	0.00
2.3	Reinsurance ceded excluding contingent (commission and brokerage)	0.00
2.4	Contingent - direct (commission and brokerage)	126,554.10
2.5	Contingent - reinsurance assumed (commission and brokerage)	0.00
2.6	Contingent - reinsurance ceded (commission and brokerage)	0.00
2.7	Policy and membership fees (commission and brokerage)	0.00
2.8	Net commission and brokerage	1,512,463.81
3	Allowances to managers and agents	0.00
4	Advertising	43,446.85
5	Boards, bureaus and associations	0.00
6	Surveys and underwriting reports	2,329.49
7	Audit of assureds' records	0.00
8.1	<b>Salary and related items:</b> Salaries	759,482.83
8.2	Payroll taxes	53,897.06
9	Employee relations and welfare	293,110.04
10	Insurance	67,286.05
11	Directors' fees	105,000.00
12	Travel and travel items	8,114.37
13	Rent and rent items	70,744.08
14	Equipment	0.00
15	Cost or depreciation of EDP equipment and software	28,723.19
16	Printing and stationery	75,693.36
17	Postage, telephone, exchange and express	32,401.60
18	Legal and auditing	94,740.26
19	Loss adjustment expenses	181,231.22
18	Investment expenses	150,595.45
19	Totals	1,966,795.85
20.1	<b>Taxes, licenses and fees:</b> State and local insurance taxes	250.00
20.2	Insurance department licenses and fees	101,682.11
20.3	All other (excluding federal income and real estate)	0.00
20.4	Total taxes, licenses and fees	101,932.11
21	Real estate expenses	0.00
22	Real estate taxes	0.00
23	Aggregate write-ins for miscellaneous expenses	157,644.77
24	<b>Total expenses incurred (a)</b>	3,738,836.54
25	Less unpaid expenses - current year	124,083.01
26	Add unpaid expenses - prior year	198,775.99
27	Total expenses paid	3,813,529.52
Details of Write-Ins:		
2301	Utilities	26,174.94
2302	IT Expense	70,960.25
2303	Memberships, dues and subscriptions	34,800.57
2304	Other	25,709.01
2305		
2399	Total Write-ins	157,644.77

(a) Includes management fees of \$0 to affiliates and \$0 to non-affiliates

**ANNUAL STATEMENT FOR THE YEAR 2022**  
**SANDY AND BEAVER INSURANCE COMPANY**

**INSURANCE IN FORCE**

		<b>Amount (dollars)</b>	<b>Number</b>
1	In force December 31 of previous year (to equal prior year's statement)	1,851,791,693	11,215
2	Written during the year	340,261,383	1,033
3	Total	2,192,053,076	12,248
4	Deduct those expired and cancelled	277,950,278	1,738
5	In force December 31 of current year	1,914,102,798	10,510
6	Deduct amount reinsured	406,780,599	XXX
7	Net amount in force	1,507,322,199	XXX

**ANNUAL STATEMENT FOR THE YEAR  
SANDY AND BEAVER INSURANCE COMPANY**

**2022**

**UNDERWRITING EXHIBIT - PART 2  
LOSSES INCURRED**

1	2	3	4	5	6
Lines of Business	Direct Losses Incurred	Losses Incurred on Reinsurance Assumed	Deduct: Reinsurance Recovered on Incurred Losses	Deduct: Salvage and Subrogation Converted To Cash	* Net Losses Incurred Columns 2 and 3 minus Columns 4 and 5
PROPERTY	3,331,460.17		674,670.07		2,656,790.10
HOME GUARD	1,109,248.14		1,109,248.14		-
					-
					-
					-
OVERFLOW AMOUNTS					-
<b>Totals</b>	\$ 4,440,708.31	\$ -	\$ 1,783,918.21	\$ -	\$ 2,656,790.10

\* Total should equal Line 2, Page 4, Current Year.

**UNDERWRITING EXHIBIT - PART 2A  
UNPAID LOSSES and LOSS ADJUSTMENT EXPENSES**

1	2	3	4	5	6
Lines of Business	Direct Unpaid Losses	Unpaid Losses on Reinsurance Assumed	Deduct: Reinsurance Recoverable on Unpaid Losses	** Unpaid Loss Adjustment Expenses	*** Net Unpaid Losses Columns 2 and 3 minus Column 4
PHYSICAL DAMAGE TO PROPERTY	312,049.70				312,049.70
					-
					-
					-
					-
OVERFLOW AMOUNTS					-
<b>Totals</b>	\$ 312,049.70	\$ -	\$ -	\$ -	\$ 312,049.70

\*\* Total should equal Line 2, Page 3, Current Year.

\*\*\* Total should equal Line 1, Page 3, Current Year.

**ANNUAL STATEMENT FOR THE YEAR  
SANDY AND BEAVER INSURANCE COMPANY**

**2022**

**EXHIBIT OF NONADMITTED ASSETS**

		<b>Current Year Total Nonadmitted Assets</b>	<b>Prior Year Total Nonadmitted Assets</b>	<b>Change in Total Nonadmitted Assets</b>
1	Bonds			0.00
2	Preferred and common stocks and mutual funds			0.00
3	Real estate (less liens, encumbrances)			0.00
4	Cash			0.00
5	Short-term investments			0.00
6	Aggregate write-ins for invested assets			0.00
7	Subtotals, cash and invested assets	0.00	0.00	0.00
8	Investment income due and accrued			0.00
9.1	Assessments or premiums in the course of collection (including agents balances)			0.00
9.2	Premium receivable for advance pay			0.00
9.3	Earned but unbilled premiums (post assessment)			0.00
10.1	Amounts recoverable from reinsurers			0.00
10.2	Funds held by or deposited with reinsured companies			0.00
11.1	Current federal income tax recoverable and interest thereon			0.00
11.2	Net deferred tax asset			0.00
12	Electronic data processing equipment and software			0.00
13	Furniture and equipment	113,941.14	133,120.99	19,179.85
14	Receivables from parent, subsidiaries and affiliates			0.00
15	Aggregate write-ins for other than invested assets	0.00	0.00	0.00
16	<b>Total Assets</b>	113,941.14	133,120.99	19,179.85
	Details of Write-Ins for Assets:			
1501		0.00	0.00	0.00
1502		0.00	0.00	0.00
1503		0.00	0.00	0.00
1598	Summary or remaining write-ins from overflow page	0.00	0.00	0.00
1599	<b>Total aggregate write-ins</b>	0.00	0.00	0.00

2022

**ANNUAL STATEMENT OF SANDY AND BEAVER INSURANCE COMPANY**

**SCHEDULE A**

Showing All Real Estate OWNED December 31 of Current Year

1	2	3	4	5	6	7	8	9	10
Description of Property	Date Acquired	Name of Vendor	Actual Cost	Current Year Acquisitions or Permanent Improvements	Accumulated Depreciation	Amount of Encumbrances	Book Value End of Current Year (Col. 4+5-6-7)*	Gross Income Current Year (Real Estate)	Gross Expenses Current Year (Real Estate)
NONE							-		
							-		
							-		
OVERFLOW AMOUNTS							-		
<b>Totals</b>	XXX	XXX	\$ -	\$ -	\$ -	\$ -	\$ -	\$ -	\$ -

\*Total to agree with Page 2, Line 3, Current Year.

**FURNITURE, FIXTURES and AUTOMOBILES**

Showing All Furniture, Fixtures and Automobiles OWNED December 31 of Current Year

1	2	3	4	5	6	7	8
Description	Date Acquired	Name of Vendor	Actual Cost	Current Year Acquisitions or Permanent Improvements	Accumulated Depreciation	Amount of Encumbrances	Book Value End of Current Year (Col. 4+5-6-7)
							-
Furniture and Fixtures	Various	Various	53,461.17		52,066.71		1,394.46
Vehicles	Various	Various	41,560.05		22,165.36		19,394.69
Electronic Data & Processing Equipment	Various	Various	52,919.59		36,863.13		16,056.46
Leasehold Improvements	Various	Various	137,629.95		44,477.96		93,151.99
Software	Various	Various	48,078.86		48,078.86		-
							-
							-
							-
							-
							-
							-
							-
OVERFLOW AMOUNTS							-
<b>Totals</b>	XXX	XXX	\$ 333,649.62	\$ -	\$ 203,652.02	\$ -	\$ 129,997.60

2022 ANNUAL STATEMENT OF THE SANDY AND BEAVER INSURANCE COMPANY

SCHEDULE D - PART 1

Showing all BONDS Owned on December 31 of Current Year

1 Cusip #	2 Description  Give complete and accurate description of all bonds owned.	3 From Whom Acquired	4 Date Acquired	5 Par Value	6 Actual Cost	7 Book Value / Amortized Value*	8 Market Value December 31 of Current Year	Interest			12 Increase by Adjustment, in Book Value During Year	13 Decrease by Adjustment, in Book Value During Year	14 Amount of Interest due and accrued Dec. 31. Current year, on bonds in default as to principal or interest	15 Maturity Date	16 NAIC Designation
								9 Rate (%)	10 Amount Due and Accrued Dec. 31 of Current Year on bonds not in default	11 Gross Am't Received During Year					
5938538	Series EE Savings Bond		1/1/2003	10,000.00	5,000.00	10,288.00	10,288.00			116.00					
5485938	Series EE Savings Bond		2/1/2000	10,000.00	5,000.00	10,864.00	10,864.00			104.00					
6208554	Series EE Savings Bond		1/1/2005	10,000.00	5,000.00	7,088.00	7,088.00			80.00					
6099886	Series EE Savings Bond		2/1/2004	10,000.00	5,000.00	7,276.00	7,276.00			76.00					
5355659	Series EE Savings Bond		2/1/1999	10,000.00	5,000.00	11,008.00	11,008.00			108.00					
6206553	Series EE Savings Bond		1/1/2005	10,000.00	5,000.00	7,088.00	7,088.00			80.00					
5485937	Series EE Savings Bond		2/1/2000	10,000.00	5,000.00	10,864.00	10,864.00			104.00					
5938539	Series EE Savings Bond		1/1/2003	10,000.00	5,000.00	10,288.00	10,288.00			116.00					
5355661	Series EE Savings Bond		2/1/1999	10,000.00	5,000.00	11,008.00	11,008.00			108.00					
5485939	Series EE Savings Bond		2/1/2000	10,000.00	5,000.00	10,864.00	10,864.00			104.00					
6206555	Series EE Savings Bond		1/1/2005	10,000.00	5,000.00	7,088.00	7,088.00			80.00					
6099888	Series EE Savings Bond		2/1/2004	10,000.00	5,000.00	7,276.00	7,276.00			76.00					
6099887	Series EE Savings Bond		1/1/2004	10,000.00	5,000.00	7,284.00	7,284.00			80.00					
5355660	Series EE Savings Bond		2/1/1999	10,000.00	5,000.00	11,008.00	11,008.00			108.00					
14913R2D8	CATERPILLAR FINL SERVICE .65% 7/7/23	HUNTINGTON	5/19/2022	100,000.00	98,150.97	98,150.97	97,918.60	0.650%	314.17	325.00	232.37			7/7/2023	1
17330FS77	CITIGROUP GLOBAL MARKETS SERIES MTN 2.85% 6/27/23	HUNTINGTON	5/25/2022	100,000.00	100,000.00	100,000.00	98,329.50	2.850%	31.67	1,662.50	1,670.50			6/27/2023	1
3130ATCR6	FHLB 3.625% 9/13/23	HUNTINGTON	9/15/2022	150,000.00	149,367.00	149,367.00	148,699.65	3.625%	1,631.25	-	667.35			9/13/2023	1
3130ATDK0	FHLB 3.875% 12/8/23	HUNTINGTON	9/15/2022	145,000.00	144,688.42	144,688.42	143,605.54	3.875%	358.98	1,295.43	1,082.88			12/8/2023	1
3133ENEY2	FFCB .45% 7/24/23	HUNTINGTON	9/15/2022	150,000.00	145,551.00	145,551.00	146,405.10	0.450%	294.38	-	854.10			7/24/2023	1
69236TGW9	TOYOTA MOTOR CREDIT CORP SERIES MTN 2.9% 3/30/23	HUNTINGTON	5/19/2022	100,000.00	100,263.93	100,263.93	99,614.10	2.900%	733.06	1,450.00	649.83			3/30/2023	1
912828VB3	US TREASURY N/B 1.75% 5/15/23	HUNTINGTON	5/26/2022	150,000.00	149,813.94	149,813.94	148,382.82	1.750%	340.81	1,312.50	1,431.12			5/15/2023	1
69353RFL7	PNC BANK NA SERIES BKNT 3.5% 6/8/23	HUNTINGTON	6/6/2022	100,000.00	100,557.17	100,557.17	99,333.40	3.500%	223.61	3,500.00	1,223.77			6/8/2023	1
8678TEAN7	SUNTRUST BANKS SERIES BKNT 2.75% 5/1/23	HUNTINGTON	6/2/2022	100,000.00	100,182.86	100,182.86	99,299.80	2.750%	458.33	1,375.00	883.06			5/1/2023	1
912828R28	US TREASURY N/B 1.625% 4/30/23	HUNTINGTON	6/6/2022	160,000.00	159,565.65	159,565.65	158,500.00	1.625%	445.30	1,300.00	1,065.65			4/30/2023	1
91282CCD1	US TREASURY N/B .125% 5/31/23	HUNTINGTON	6/6/2022	150,000.00	148,443.31	148,443.31	147,281.25	0.125%	16.48	-	1,162.06			5/31/2023	1
91282CEK3	US TREASURY N/B 2.5% 4/30/24	HUNTINGTON	10/19/2022	100,000.00	97,007.60	97,007.60	97,156.25	2.500%	1,682.69	1,250.00	148.65			4/30/2024	1
3130ATPW1	FHLB 4.625% 12/08/2023	HUNTINGTON	11/16/2022	150,000.00	149,881.50	149,881.50	149,547.90	4.625%	1,387.50	-	333.60			12/8/2023	1
3130ATWQ6	FHLB 4.625% 11/17/2023	HUNTINGTON	11/16/2022	150,000.00	149,920.50	149,920.50	149,590.65	4.625%	847.92	-	329.85			11/17/2023	1
	OVERFLOW AMOUNTS FROM PAGE 19	XXX	XXX	1,705,000.00	2,004,607.47	1,888,047.53	1,807,350.85	XXX	23,253.64	69,637.22	80,696.68			-	XXX
XXX	<b>Totals</b>	XXX	XXX	\$ 3,650,000.00	\$ 3,868,001.32	\$ 3,810,733.38	\$ 3,720,307.41	XXX	\$ 32,019.79	\$84,447.65	\$ 91,428.72	\$ 1,002.75	\$ -	XXX	XXX

\* Annual Statement Value

2022 ANNUAL STATEMENT OF THE SANDY AND BEAVER INSURANCE COMPANY

SCHEDULE D - PART 2

Showing all Preferred & Common Stocks and Mutual Funds Owned December 31 of Current Year

1 Cusip #	2 Description  Give complete and accurate description of all stocks and mutual funds owned.	3 From Whom Acquired	4 Date Acquired	5 No. of Shares	6 Par Value Per Share (Preferred Stocks)	7 Book Value	8 Rate Per Share Used To Obtain Market Value	9 Market Value/ Fair Value December 31 of Current Year	10 Actual Cost	Dividends		13 Increase, by Adjustment, in Book Value During Year	14 Decrease, by Adjustment in Book Value During Year
										11 Received During Year	12 Dividends Amount Due and Accrued Dec. 31		
	SEE OVERFLOW PAGES												
	OVERFLOW AMOUNTS FROM PAGE 19	XXX	XXX	XXX	XXX	15,452,612.17	XXX	15,452,612.17	14,184,892.74	251,211.02	-	1,340,188.67	72,469.24
XXX	<b>Totals</b>	XXX	XXX	XXX	XXX	\$ 15,452,612.17	XXX	\$ 15,452,612.17	\$ 14,184,892.74	\$ 251,211.02	\$ -	\$ 1,340,188.67	\$ 72,469.24

2022

ANNUAL STATEMENT OF THE

SANDY AND BEAVER INSURANCE COMPANY

SCHEDULE D - PART 3

Showing all Bonds and Preferred & Common Stocks ACQUIRED During the Current Year

Bonds, preferred stocks, common stocks and mutual funds to be grouped separately.

1 CUSIP #	2 Description <small>Give complete and accurate description of each bond and stock. If bonds are serial issues give amounts maturing each year.</small>	3 * Date Acquired	4 Name of Vendor	5 No. of Shares of Stock	6 Cost to Company (Excluding Accrued Interest on Bonds)	7 Par Value of Bonds	8 Paid for Accrued Interest and Dividends
14913R2D8	CATERPILLAR FINL SERVICE .65% 7/7/23	5/17/2022	HUNTINGTON		239.03	239.03	
17330FS77	CITIGROUP GLOBAL MARKETS SERIES MTN 2.85% 6/27/23	5/25/2022	HUNTINGTON		100,000.00	100,000.00	
62479MLE2	MUFG BANK LTD NY BRAN C/P	5/18/2022	HUNTINGTON		99,267.42	100,000.00	
46640QMF5	JP MORGAN SECURITIES C/P	5/19/2022	HUNTINGTON		98,775.00	100,000.00	
14913R2D8	CATERPILLAR FINL SERVICE .65% 7/7/23	5/24/2022	HUNTINGTON		97,900.00	100,000.00	
89236TGW9	TOYOTA MOTOR CREDIT CORP SERIES MTN 2.9% 3/30/23	5/19/2022	HUNTINGTON		100,459.30	100,000.00	
810227AQ1	SCOTTS VLY CA PUBLIC FING AUTH LEASE	5/26/2022	HUNTINGTON		100,172.00	100,000.00	
912828M80	US TREASURY N/B 2% 11/30/22	5/27/2022	HUNTINGTON		150,380.86	150,000.00	
91282CAG6	US TREASURY N/B .125% 8/31/22	5/27/2022	HUNTINGTON		149,619.14	150,000.00	
912828VB3	US TREASURY N/B 1.75% 5/15/23	5/26/2022	HUNTINGTON		149,636.72	150,000.00	
313385C38	FED HOME LN DISC NT 0% 08/17/2022	5/31/2022	HUNTINGTON		199,534.17	200,000.00	
86787EAN7	SUNTRUST BANKS SERIES BKNT 2.75% 5/1/23	6/2/2022	HUNTINGTON		100,338.00	100,000.00	
69353RFL7	PNC BANK NA SERIES BKNT 3.5% 6/8/23	6/6/2022	HUNTINGTON		101,138.00	100,000.00	
912828R28	US TREASURY N/B 1.625% 4/30/23	6/6/2022	HUNTINGTON		159,565.65	160,000.00	
91282CCD1	US TREASURY N/B .125% 5/31/23	6/6/2022	HUNTINGTON		146,912.11	150,000.00	
3130ATCR6	FHLB 3.625% 9/13/23	9/15/2022	HUNTINGTON		149,367.00	150,000.00	
3130ATDK0	FHLB 3.875% 12/8/23	9/15/2022	HUNTINGTON		144,617.20	145,000.00	
3133ENEY2	FFCB .45% 7/24/23	9/15/2022	HUNTINGTON		145,551.00	150,000.00	
3130AKDH6	FHLB .125% 10/21/22	9/16/2022	HUNTINGTON		199,481.00	200,000.00	
3134GXER1	FHLMC .2% 12/1/22	9/16/2022	HUNTINGTON		119,231.00	120,000.00	
MS0307871	FIRST MERCHANTS BANK	9/27/2022	HUNTINGTON		245,783.97	248,545.17	
91282CEK3	US TREASURY N/B 2.5% 4/30/24	10/19/2022	HUNTINGTON		96,906.25	100,000.00	
3130ATPW1	FHLB 4.625% 12/08/2023	11/16/2022	HUNTINGTON		149,881.50	150,000.00	
3130ATWQ6	FHLB 4.625% 11/17/2023	11/16/2022	HUNTINGTON		149,920.50	150,000.00	

1 CUSIP #	2 Description  Give complete and accurate description of each bond and stock. If bonds are serial issues give amounts maturing each year.	3 * Date Acquired	4 Name of Vendor	5 No. of Shares of Stock	6 Cost to Company (Excluding Accrued Interest on Bonds)	7 Par Value of Bonds	8 Paid for Accrued Interest and Dividends
64990FK60	NEW YORK ST DORM AUTH ST	1/4/2022	MERRILL LYNCH		26,659.00	20,000.00	
929845VT9	WACO TEX INDPT SCH DIST	3/16/2022	MERRILL LYNCH		31,689.60	30,000.00	
485106YY8	KANSAS CITY MO SPL OBLIG	4/27/2022	MERRILL LYNCH		28,697.75	25,000.00	
346425HW4	FORNEY TEX INDPT SCH DIST	8/3/2022	MERRILL LYNCH		64,287.30	55,000.00	
116083XU5	BROWNSBURG IND 1999 SCH	10/13/2022	MERRILL LYNCH		16,403.70	15,000.00	
78532EAB8	SABINE-NECHES TEX NAV	10/5/2022	MERRILL LYNCH		15,586.50	15,000.00	
207758J53	CONNECTICUT ST SPL TAX	11/7/2022	MERRILL LYNCH		16,360.50	15,000.00	
89602HEZ6	TRIBOROUGH BRDG & TNL	12/19/2022	MERRILL LYNCH		26,060.25	25,000.00	
14040H105	CAPITAL ONE FINL (COF)	1/24/2022	MERRILL LYNCH	37.00	5,353.06		
166764100	CHEVRON CORP (CVX)	1/24/2022	MERRILL LYNCH	141.00	17,621.38		
29476L107	EQUITY RESIDENTIAL (EQR)	1/24/2022	MERRILL LYNCH	36.00	3,116.01		
502431109	L3HARRIS TECHNOLOGIES (LHX)	1/24/2022	MERRILL LYNCH	25.00	5,492.09		
036752103	ANTHEM INC (ANTM)	1/24/2022	MERRILL LYNCH	17.00	7,474.02		
89832Q109	TRUIST FINANCIAL CORP (TFC)	1/24/2022	MERRILL LYNCH	103.00	6,224.83		
14040H105	CAPITAL ONE FINL (COF)	1/25/2022	MERRILL LYNCH	59.00	8,866.83		
166764100	CHEVRON CORP (CVX)	1/25/2022	MERRILL LYNCH	35.00	4,414.07		
29476L107	EQUITY RESIDENTIAL (EQR)	1/25/2022	MERRILL LYNCH	58.00	5,027.91		
502431109	L3HARRIS TECHNOLOGIES (LHX)	1/25/2022	MERRILL LYNCH	34.00	7,560.96		
036752103	ANTHEM INC (ANTM)	1/25/2022	MERRILL LYNCH	37.00	16,225.31		
89832Q109	TRUIST FINANCIAL CORP (TFC)	1/25/2022	MERRILL LYNCH	102.00	6,348.10		
14040H105	CAPITAL ONE FINL (COF)	1/26/2022	MERRILL LYNCH	118.00	17,251.92		
29476L107	EQUITY RESIDENTIAL (EQR)	1/26/2022	MERRILL LYNCH	39.00	3,435.54		
502431109	L3HARRIS TECHNOLOGIES (LHX)	1/26/2022	MERRILL LYNCH	45.00	10,095.01		
036752103	ANTHEM INC (ANTM)	1/26/2022	MERRILL LYNCH	25.00	10,806.18		
89832Q109	TRUIST FINANCIAL CORP (TFC)	1/26/2022	MERRILL LYNCH	142.00	8,941.95		
14040H105	CAPITAL ONE FINL (COF)	1/27/2022	MERRILL LYNCH	7.00	1,028.30		
29476L107	EQUITY RESIDENTIAL (EQR)	1/27/2022	MERRILL LYNCH	53.00	4,630.01		
502431109	L3HARRIS TECHNOLOGIES (LHX)	1/27/2022	MERRILL LYNCH	36.00	7,843.88		
29476L107	EQUITY RESIDENTIAL (EQR)	2/1/2022	MERRILL LYNCH	4.00	343.23		
502431109	L3HARRIS TECHNOLOGIES (LHX)	2/1/2022	MERRILL LYNCH	29.00	6,291.44		
502431109	L3HARRIS TECHNOLOGIES (LHX)	2/2/2022	MERRILL LYNCH	26.00	5,445.99		
345370860	FORD MOTOR CO (F)	2/24/2022	MERRILL LYNCH	217.00	3,637.97		
437076102	HOME DEPOT INC (HD)	2/24/2022	MERRILL LYNCH	23.00	7,060.37		
67066G104	NVIDIA (NVDA)	2/24/2022	MERRILL LYNCH	133.00	30,362.42		
345370860	FORD MOTOR CO (F)	3/1/2022	MERRILL LYNCH	162.00	2,855.01		

1 CUSIP #	2 Description  Give complete and accurate description of each bond and stock. If bonds are serial issues give amounts maturing each year.	3 * Date Acquired	4 Name of Vendor	5 No. of Shares of Stock	6 Cost to Company (Excluding Accrued Interest on Bonds)	7 Par Value of Bonds	8 Paid for Accrued Interest and Dividends
67066G104	NVIDIA (NVDA)	3/1/2022	MERRILL LYNCH	80.00	19,097.64		
46625H100	JPMORGAN CHASE & CO (JPM)	3/2/2022	MERRILL LYNCH	35.00	5,007.05		
67066G104	NVIDIA (NVDA)	3/2/2022	MERRILL LYNCH	29.00	7,037.14		
46625H100	JPMORGAN CHASE & CO (JPM)	3/3/2022	MERRILL LYNCH	25.00	3,415.09		
67066G104	NVIDIA (NVDA)	3/3/2022	MERRILL LYNCH	21.00	4,999.91		
46625H100	JPMORGAN CHASE & CO (JPM)	3/4/2022	MERRILL LYNCH	10.00	1,373.29		
67066G104	NVIDIA (NVDA)	3/4/2022	MERRILL LYNCH	8.00	1,900.32		
036752103	ANTHEM INC (ANTM)	4/1/2022	MERRILL LYNCH	13.00	6,479.09		
09247X101	BLACKROCK INC (BLK)	4/1/2022	MERRILL LYNCH	9.00	6,999.74		
14040H105	CAPITAL ONE FINL (COF)	4/1/2022	MERRILL LYNCH	18.00	2,439.20		
22160K105	COSTCO WHOLESALE CORP (COST)	4/1/2022	MERRILL LYNCH	8.00	4,601.96		
438516106	HONEYWELL INTL INC (HON)	4/1/2022	MERRILL LYNCH	13.00	2,564.69		
46625H100	JPMORGAN CHASE & CO (JPM)	4/1/2022	MERRILL LYNCH	39.00	5,491.17		
595017104	NEXTERA ENERGY INC (NEE)	4/1/2022	MERRILL LYNCH	69.00	5,884.28		
67066G104	NVIDIA (NVDA)	4/1/2022	MERRILL LYNCH	61.00	17,168.23		
907818108	UNION PACIFIC CORP (UNP)	4/1/2022	MERRILL LYNCH	34.00	9,371.32		
036752103	ANTHEM INC (ANTM)	4/4/2022	MERRILL LYNCH	8.00	4,008.61		
09247X101	BLACKROCK INC (BLK)	4/4/2022	MERRILL LYNCH	12.00	9,319.59		
14040H105	CAPITAL ONE FINL (COF)	4/4/2022	MERRILL LYNCH	22.00	2,930.84		
22160K105	COSTCO WHOLESALE CORP (COST)	4/4/2022	MERRILL LYNCH	7.00	4,083.53		
438516106	HONEYWELL INTL INC (HON)	4/4/2022	MERRILL LYNCH	14.00	2,758.18		
46625H100	JPMORGAN CHASE & CO (JPM)	4/4/2022	MERRILL LYNCH	45.00	6,260.63		
595017104	NEXTERA ENERGY INC (NEE)	4/4/2022	MERRILL LYNCH	75.00	6,419.23		
67066G104	NVIDIA (NVDA)	4/4/2022	MERRILL LYNCH	28.00	7,821.73		
907818108	UNION PACIFIC CORP (UNP)	4/4/2022	MERRILL LYNCH	24.00	6,648.57		
036752103	ANTHEM INC (ANTM)	4/5/2022	MERRILL LYNCH	11.00	5,454.90		
09247X101	BLACKROCK INC (BLK)	4/5/2022	MERRILL LYNCH	9.00	6,927.75		
14040H105	CAPITAL ONE FINL (COF)	4/5/2022	MERRILL LYNCH	14.00	1,843.20		
438516106	HONEYWELL INTL INC (HON)	4/5/2022	MERRILL LYNCH	15.00	2,929.49		
46625H100	JPMORGAN CHASE & CO (JPM)	4/5/2022	MERRILL LYNCH	13.00	1,761.14		
595017104	NEXTERA ENERGY INC (NEE)	4/5/2022	MERRILL LYNCH	63.00	5,345.23		
67066G104	NVIDIA (NVDA)	4/5/2022	MERRILL LYNCH	25.00	6,667.58		
907818108	UNION PACIFIC CORP (UNP)	4/5/2022	MERRILL LYNCH	35.00	9,250.81		
036752103	ANTHEM INC (ANTM)	4/5/2022	MERRILL LYNCH	3.00	1,477.42		
09247X101	BLACKROCK INC (BLK)	4/6/2022	MERRILL LYNCH	15.00	11,717.14		
14040H105	CAPITAL ONE FINL (COF)	4/6/2022	MERRILL LYNCH	19.00	2,498.12		

1 CUSIP #	2 Description  Give complete and accurate description of each bond and stock. If bonds are serial issues give amounts maturing each year.	3 * Date Acquired	4 Name of Vendor	5 No. of Shares of Stock	6 Cost to Company (Excluding Accrued Interest on Bonds)	7 Par Value of Bonds	8 Paid for Accrued Interest and Dividends
438516106	HONEYWELL INTL INC (HON)	4/6/2022	MERRILL LYNCH	16.00	3,129.13		
46625H100	JPMORGAN CHASE & CO (JPM)	4/6/2022	MERRILL LYNCH	13.00	1,761.30		
595017104	NEXTERA ENERGY INC (NEE)	4/6/2022	MERRILL LYNCH	19.00	1,624.39		
09247X101	BLACKROCK INC (BLK)	4/7/2022	MERRILL LYNCH	9.00	6,959.03		
438516106	HONEYWELL INTL INC (HON)	4/7/2022	MERRILL LYNCH	11.00	2,144.56		
09247X101	BLACKROCK INC (BLK)	4/8/2022	MERRILL LYNCH	10.00	7,503.60		
438516106	HONEYWELL INTL INC (HON)	4/8/2022	MERRILL LYNCH	18.00	3,478.18		
110122108	BRISTOL-MYERS SQUIBB CO (BMY)	5/2/2022	MERRILL LYNCH	234.00	18,004.43		
742718109	PROCTOR & GAMBLE (PG)	5/2/2022	MERRILL LYNCH	95.00	15,408.81		
87236Y108	TORONTO DOMINION BANK (TD)	5/2/2022	MERRILL LYNCH	65.00	4,715.92		
98389B100	XCEL ENERGY INC (XEL)	5/2/2022	MERRILL LYNCH	62.00	4,608.93		
110122108	BRISTOL-MYERS SQUIBB CO (BMY)	5/3/2022	MERRILL LYNCH	346.00	25,913.88		
742718109	PROCTOR & GAMBLE (PG)	5/3/2022	MERRILL LYNCH	216.00	34,840.32		
87236Y108	TORONTO DOMINION BANK (TD)	5/3/2022	MERRILL LYNCH	174.00	12,641.44		
98389B100	XCEL ENERGY INC (XEL)	5/3/2022	MERRILL LYNCH	154.00	11,357.40		
110122108	BRISTOL-MYERS SQUIBB CO (BMY)	5/3/2022	MERRILL LYNCH	307.00	23,050.34		
742718109	PROCTOR & GAMBLE (PG)	5/3/2022	MERRILL LYNCH	196.00	30,977.52		
87236Y108	TORONTO DOMINION BANK (TD)	5/3/2022	MERRILL LYNCH	90.00	6,430.25		
98389B100	XCEL ENERGY INC (XEL)	5/3/2022	MERRILL LYNCH	99.00	7,197.91		
110122108	BRISTOL-MYERS SQUIBB CO (BMY)	5/4/2022	MERRILL LYNCH	203.00	15,235.46		
742718109	PROCTOR & GAMBLE (PG)	5/4/2022	MERRILL LYNCH	111.00	17,430.47		
87236Y108	TORONTO DOMINION BANK (TD)	5/4/2022	MERRILL LYNCH	43.00	3,137.41		
98389B100	XCEL ENERGY INC (XEL)	5/4/2022	MERRILL LYNCH	148.00	10,712.23		
110122108	BRISTOL-MYERS SQUIBB CO (BMY)	5/6/2022	MERRILL LYNCH	154.00	11,675.29		
87236Y108	TORONTO DOMINION BANK (TD)	5/6/2022	MERRILL LYNCH	132.00	9,668.09		
98389B100	XCEL ENERGY INC (XEL)	5/6/2022	MERRILL LYNCH	41.00	2,985.52		
110122108	BRISTOL-MYERS SQUIBB CO (BMY)	5/9/2022	MERRILL LYNCH	54.00	4,138.87		
87236Y108	TORONTO DOMINION BANK (TD)	5/9/2022	MERRILL LYNCH	122.00	8,845.09		
98389B100	XCEL ENERGY INC (XEL)	5/9/2022	MERRILL LYNCH	74.00	5,380.30		
87236Y108	TORONTO DOMINION BANK (TD)	5/10/2022	MERRILL LYNCH	98.00	7,042.28		
98389B100	XCEL ENERGY INC (XEL)	5/10/2022	MERRILL LYNCH	47.00	3,415.04		
87236Y108	TORONTO DOMINION BANK (TD)	5/11/2022	MERRILL LYNCH	132.00	9,383.91		
98389B100	XCEL ENERGY INC (XEL)	5/11/2022	MERRILL LYNCH	49.00	3,605.84		
87236Y108	TORONTO DOMINION BANK (TD)	5/12/2022	MERRILL LYNCH	180.00	12,753.50		
98389B100	XCEL ENERGY INC (XEL)	5/12/2022	MERRILL LYNCH	99.00	7,271.75		
87236Y108	TORONTO DOMINION BANK (TD)	5/13/2022	MERRILL LYNCH	142.00	10,129.08		

1 CUSIP #	2 Description  Give complete and accurate description of each bond and stock. If bonds are serial issues give amounts maturing each year.	3 * Date Acquired	4 Name of Vendor	5 No. of Shares of Stock	6 Cost to Company (Excluding Accrued Interest on Bonds)	7 Par Value of Bonds	8 Paid for Accrued Interest and Dividends
98389B100	XCEL ENERGY INC (XEL)	5/13/2022	MERRILL LYNCH	35.00	2,603.96		
87236Y108	TORONTO DOMINION BANK (TD)	5/16/2022	MERRILL LYNCH	212.00	14,808.58		
110122108	BRISTOL-MYERS SQUIBB CO (BMY)	5/18/2022	MERRILL LYNCH	141.00	10,836.08		
460146103	INTL PAPER CO (IP)	5/18/2022	MERRILL LYNCH	47.00	2,244.09		
46625H100	JPMORGAN CHASE & CO (JPM)	5/18/2022	MERRILL LYNCH	46.00	5,438.70		
743315103	PROGRESSIVE CRP OHIO (PGR)	5/18/2022	MERRILL LYNCH	49.00	5,377.77		
87236Y108	TORONTO DOMINION BANK (TD)	5/18/2022	MERRILL LYNCH	33.00	2,356.11		
110122108	BRISTOL-MYERS SQUIBB CO (BMY)	5/19/2022	MERRILL LYNCH	143.00	11,171.18		
460146103	INTL PAPER CO (IP)	5/19/2022	MERRILL LYNCH	27.00	1,322.34		
743315103	PROGRESSIVE CRP OHIO (PGR)	5/19/2022	MERRILL LYNCH	39.00	4,315.70		
87236Y108	TORONTO DOMINION BANK (TD)	5/19/2022	MERRILL LYNCH	33.00	2,401.72		
110122108	BRISTOL-MYERS SQUIBB CO (BMY)	5/20/2022	MERRILL LYNCH	148.00	11,533.05		
460146103	INTL PAPER CO (IP)	5/20/2022	MERRILL LYNCH	126.00	6,100.69		
743315103	PROGRESSIVE CRP OHIO (PGR)	5/20/2022	MERRILL LYNCH	54.00	6,038.92		
87236Y108	TORONTO DOMINION BANK (TD)	5/20/2022	MERRILL LYNCH	124.00	8,956.65		
460146103	INTL PAPER CO (IP)	5/23/2022	MERRILL LYNCH	63.00	3,011.12		
743315103	PROGRESSIVE CRP OHIO (PGR)	5/23/2022	MERRILL LYNCH	60.00	6,598.38		
460146103	INTL PAPER CO (IP)	5/24/2022	MERRILL LYNCH	106.00	5,012.47		
743315103	PROGRESSIVE CRP OHIO (PGR)	5/24/2022	MERRILL LYNCH	103.00	11,310.86		
460146103	INTL PAPER CO (IP)	5/25/2022	MERRILL LYNCH	38.00	1,830.87		
743315103	PROGRESSIVE CRP OHIO (PGR)	5/25/2022	MERRILL LYNCH	24.00	2,709.11		
460146103	INTL PAPER CO (IP)	5/26/2022	MERRILL LYNCH	41.00	1,914.64		
743315103	PROGRESSIVE CRP OHIO (PGR)	5/26/2022	MERRILL LYNCH	24.00	2,729.67		
460146103	INTL PAPER CO (IP)	5/27/2022	MERRILL LYNCH	54.00	2,568.40		
743315103	PROGRESSIVE CRP OHIO (PGR)	5/27/2022	MERRILL LYNCH	68.00	7,816.93		
460146103	INTL PAPER CO (IP)	5/31/2022	MERRILL LYNCH	36.00	1,750.50		
743315103	PROGRESSIVE CRP OHIO (PGR)	5/31/2022	MERRILL LYNCH	48.00	5,587.12		
460146103	INTL PAPER CO (IP)	6/1/2022	MERRILL LYNCH	6.00	293.48		
743315103	PROGRESSIVE CRP OHIO (PGR)	6/1/2022	MERRILL LYNCH	33.00	3,918.81		
743315103	PROGRESSIVE CRP OHIO (PGR)	6/1/2022	MERRILL LYNCH	54.00	6,446.22		
743315103	PROGRESSIVE CRP OHIO (PGR)	6/1/2022	MERRILL LYNCH	79.00	9,333.19		
743315103	PROGRESSIVE CRP OHIO (PGR)	6/2/2022	MERRILL LYNCH	13.00	1,541.66		
74340W103	PROLOGIS INC (PLD)	6/3/2022	MERRILL LYNCH	138.00	17,634.10		
22160K105	COSTCO WHOLESALE CORP (COST)	6/3/2022	MERRILL LYNCH	57.00	27,270.51		
67066G104	NVIDIA (NVDA)	6/3/2022	MERRILL LYNCH	244.00	46,082.84		
743315103	PROGRESSIVE CRP OHIO (PGR)	6/3/2022	MERRILL LYNCH	35.00	4,164.50		

1 CUSIP #	2 Description  Give complete and accurate description of each bond and stock. If bonds are serial issues give amounts maturing each year.	3 * Date Acquired	4 Name of Vendor	5 No. of Shares of Stock	6 Cost to Company (Excluding Accrued Interest on Bonds)	7 Par Value of Bonds	8 Paid for Accrued Interest and Dividends
74340W103	PROLOGIS INC (PLD)	6/6/2022	MERRILL LYNCH	79.00	10,111.37		
743315103	PROGRESSIVE CRP OHIO (PGR)	6/6/2022	MERRILL LYNCH	53.00	6,364.03		
743315103	PROGRESSIVE CRP OHIO (PGR)	6/7/2022	MERRILL LYNCH	66.00	7,912.46		
125523100	CIGNA CORP (CI)	7/5/2022	MERRILL LYNCH	23.00	6,029.41		
61174X109	MONSTER BEVERAGES (MNST)	7/5/2022	MERRILL LYNCH	32.00	3,060.90		
125523100	CIGNA CORP (CI)	7/6/2022	MERRILL LYNCH	23.00	6,171.95		
61174X109	MONSTER BEVERAGES (MNST)	7/6/2022	MERRILL LYNCH	59.00	5,747.37		
125523100	CIGNA CORP (CI)	7/7/2022	MERRILL LYNCH	33.00	9,099.21		
61174X109	MONSTER BEVERAGES (MNST)	7/7/2022	MERRILL LYNCH	63.00	6,098.11		
125523100	CIGNA CORP (CI)	7/8/2022	MERRILL LYNCH	38.00	10,619.29		
61174X109	MONSTER BEVERAGES (MNST)	7/8/2022	MERRILL LYNCH	35.00	3,388.70		
125523100	CIGNA CORP (CI)	7/11/2022	MERRILL LYNCH	28.00	7,833.33		
61174X109	MONSTER BEVERAGES (MNST)	7/11/2022	MERRILL LYNCH	62.00	6,007.37		
125523100	CIGNA CORP (CI)	7/12/2022	MERRILL LYNCH	38.00	10,635.05		
61174X109	MONSTER BEVERAGES (MNST)	7/12/2022	MERRILL LYNCH	70.00	6,791.31		
125523100	CIGNA CORP (CI)	7/13/2022	MERRILL LYNCH	17.00	4,700.88		
61174X109	MONSTER BEVERAGES (MNST)	7/13/2022	MERRILL LYNCH	26.00	2,518.55		
61174X109	MONSTER BEVERAGES (MNST)	7/14/2022	MERRILL LYNCH	21.00	2,027.16		
023135106	AMAZON COM INC (AMZN)	8/4/2022	MERRILL LYNCH	201.00	28,581.90		
02079K305	ALPHABET INC SHS CL A (GOOGL)	8/4/2022	MERRILL LYNCH	152.00	17,917.76		
166764100	CHEVRON CORP (CVX)	8/4/2022	MERRILL LYNCH	66.00	10,118.06		
595017104	MICROSOFT CORP (MSFT)	8/4/2022	MERRILL LYNCH	50.00	14,116.51		
595017104	NEXTERA ENERGY INC (NEE)	8/4/2022	MERRILL LYNCH	63.00	5,534.23		
743315103	PROGRESSIVE CRP OHIO (PGR)	8/4/2022	MERRILL LYNCH	26.00	3,032.60		
883556102	THERMO FISHER SCIENTIFIC (TMO)	8/4/2022	MERRILL LYNCH	2.00	1,178.47		
92826C839	VISA INC CL A (V)	8/4/2022	MERRILL LYNCH	60.00	12,766.37		
02079K305	ALPHABET INC SHS CL A (GOOGL)	8/5/2022	MERRILL LYNCH	80.00	9,374.43		
595017104	MICROSOFT CORP (MSFT)	8/5/2022	MERRILL LYNCH	44.00	12,398.04		
595017104	NEXTERA ENERGY INC (NEE)	8/5/2022	MERRILL LYNCH	20.00	1,757.42		
743315103	PROGRESSIVE CRP OHIO (PGR)	8/5/2022	MERRILL LYNCH	14.00	1,648.85		
92826C839	VISA INC CL A (V)	8/5/2022	MERRILL LYNCH	26.00	5,548.30		
595017104	MICROSOFT CORP (MSFT)	8/8/2022	MERRILL LYNCH	12.00	3,419.81		
743315103	PROGRESSIVE CRP OHIO (PGR)	8/8/2022	MERRILL LYNCH	37.00	4,395.49		
743315103	PROGRESSIVE CRP OHIO (PGR)	8/9/2022	MERRILL LYNCH	44.00	5,256.58		
88160R101	TESLA INC (TSLA)	8/9/2022	MERRILL LYNCH	18.00	15,333.09		
743315103	PROGRESSIVE CRP OHIO (PGR)	8/10/2022	MERRILL LYNCH	54.00	6,494.46		

1 CUSIP #	2 Description  Give complete and accurate description of each bond and stock. If bonds are serial issues give amounts maturing each year.	3 * Date Acquired	4 Name of Vendor	5 No. of Shares of Stock	6 Cost to Company (Excluding Accrued Interest on Bonds)	7 Par Value of Bonds	8 Paid for Accrued Interest and Dividends
88160R101	TESLA INC (TSLA)	8/10/2022	MERRILL LYNCH	13.00	11,376.38		
743315103	PROGRESSIVE CRP OHIO (PGR)	8/11/2022	MERRILL LYNCH	26.00	3,158.47		
88160R101	TESLA INC (TSLA)	8/11/2022	MERRILL LYNCH	3.00	2,633.75		
88160R101	TESLA INC (TSLA)	8/12/2022	MERRILL LYNCH	41.00	36,064.70		
697435105	PALO ALTO NETWORKS INC (PANW)	9/14/2022	MERRILL LYNCH	78.00	14,117.06		
855244109	STARBUCKS CORP (SBUX)	9/17/2022	MERRILL LYNCH	268.00	24,785.86		
697435105	PALO ALTO NETWORKS INC (PANW)	9/15/2022	MERRILL LYNCH	113.00	20,285.28		
855244109	STARBUCKS CORP (SBUX)	9/15/2022	MERRILL LYNCH	249.00	22,966.92		
697435105	PALO ALTO NETWORKS INC (PANW)	9/16/2022	MERRILL LYNCH	9.00	1,589.01		
855244109	STARBUCKS CORP (SBUX)	9/16/2022	MERRILL LYNCH	108.00	9,859.93		
125523100	CIGNA CORP (CI)	9/26/2022	MERRILL LYNCH	18.00	4,973.94		
595017104	MICROSOFT CORP (MSFT)	9/26/2022	MERRILL LYNCH	50.00	11,969.67		
595017104	NEXTERA ENERGY INC (NEE)	9/26/2022	MERRILL LYNCH	53.00	4,330.76		
125523100	CIGNA CORP (CI)	9/27/2022	MERRILL LYNCH	20.00	5,562.78		
595017104	MICROSOFT CORP (MSFT)	9/27/2022	MERRILL LYNCH	15.00	3,571.73		
595017104	NEXTERA ENERGY INC (NEE)	9/27/2022	MERRILL LYNCH	79.00	6,414.02		
125523100	CIGNA CORP (CI)	9/28/2022	MERRILL LYNCH	15.00	4,223.05		
595017104	NEXTERA ENERGY INC (NEE)	9/28/2022	MERRILL LYNCH	16.00	1,314.57		
125523100	CIGNA CORP (CI)	10/3/2022	MERRILL LYNCH	17.00	4,754.98		
125523100	CIGNA CORP (CI)	10/4/2022	MERRILL LYNCH	25.00	6,989.73		
125523100	CIGNA CORP (CI)	10/5/2022	MERRILL LYNCH	13.00	3,692.95		
573874104	MARVELL TECH INC (MRVL)	10/7/2022	MERRILL LYNCH	173.00	8,233.48		
806857108	SCHLUMBERGER LTD (SLB)	10/7/2022	MERRILL LYNCH	303.00	12,435.16		
855244109	STARBUCKS CORP (SBUX)	10/7/2022	MERRILL LYNCH	98.00	8,730.74		
573874104	MARVELL TECH INC (MRVL)	10/11/2022	MERRILL LYNCH	328.00	15,791.81		
806857108	SCHLUMBERGER LTD (SLB)	10/11/2022	MERRILL LYNCH	196.00	8,268.82		
855244109	STARBUCKS CORP (SBUX)	10/11/2022	MERRILL LYNCH	71.00	6,408.45		
573874104	MARVELL TECH INC (MRVL)	10/11/2022	MERRILL LYNCH	49.00	2,221.23		
806857108	SCHLUMBERGER LTD (SLB)	10/12/2022	MERRILL LYNCH	211.00	8,871.08		
806857108	SCHLUMBERGER LTD (SLB)	10/12/2022	MERRILL LYNCH	256.00	10,880.46		
806857108	SCHLUMBERGER LTD (SLB)	10/13/2022	MERRILL LYNCH	162.00	6,750.60		
806857108	SCHLUMBERGER LTD (SLB)	10/14/2022	MERRILL LYNCH	147.00	6,143.41		
806857108	SCHLUMBERGER LTD (SLB)	10/17/2022	MERRILL LYNCH	72.00	3,067.29		
110122108	BRISTOL-MYERS SQUIBB CO (BMY)	11/7/2022	MERRILL LYNCH	57.00	4,460.27		
46625H100	JPMORGAN CHASE & CO (JPM)	11/7/2022	MERRILL LYNCH	118.00	15,012.14		
580135101	MCDONALD'S CORP (MCD)	11/7/2022	MERRILL LYNCH	29.00	7,915.04		

1 CUSIP #	2 Description  Give complete and accurate description of each bond and stock. If bonds are serial issues give amounts maturing each year.	3 * Date Acquired	4 Name of Vendor	5 No. of Shares of Stock	6 Cost to Company (Excluding Accrued Interest on Bonds)	7 Par Value of Bonds	8 Paid for Accrued Interest and Dividends
67066G104	PALO ALTO NETWORKS INC (PANW)	11/7/2022	MERRILL LYNCH	108.00	16,219.84		
46625H100	JPMORGAN CHASE & CO (JPM)	11/8/2022	MERRILL LYNCH	97.00	12,560.96		
580135101	MCDONALD'S CORP (MCD)	11/8/2022	MERRILL LYNCH	76.00	20,782.53		
67066G104	PALO ALTO NETWORKS INC (PANW)	11/8/2022	MERRILL LYNCH	120.00	17,299.92		
46625H100	JPMORGAN CHASE & CO (JPM)	11/8/2022	MERRILL LYNCH	30.00	3,934.28		
580135101	MCDONALD'S CORP (MCD)	11/9/2022	MERRILL LYNCH	38.00	10,498.27		
580135101	MCDONALD'S CORP (MCD)	11/10/2022	MERRILL LYNCH	54.00	15,031.42		
580135101	MCDONALD'S CORP (MCD)	11/14/2022	MERRILL LYNCH	59.00	16,444.84		
14040H105	CAPITAL ONE FINL (COF)	11/15/2022	MERRILL LYNCH	60.00	6,994.98		
43300A203	HILTON WORLDWIDE (HLT)	11/15/2022	MERRILL LYNCH	47.00	6,614.76		
883556102	THERMO FISHER SCIENTIFIC (TMO)	11/15/2022	MERRILL LYNCH	34.00	18,272.46		
907818108	UNION PACIFIC CORP (UNP)	11/15/2022	MERRILL LYNCH	76.00	16,533.61		
98978V103	ZOETIS INC (ZTS)	11/15/2022	MERRILL LYNCH	43.00	6,348.10		
14040H105	CAPITAL ONE FINL (COF)	11/16/2022	MERRILL LYNCH	48.00	5,478.43		
43300A203	HILTON WORLDWIDE (HLT)	11/16/2022	MERRILL LYNCH	35.00	4,904.34		
883556102	THERMO FISHER SCIENTIFIC (TMO)	11/16/2022	MERRILL LYNCH	25.00	13,441.90		
907818108	UNION PACIFIC CORP (UNP)	11/16/2022	MERRILL LYNCH	68.00	14,915.34		
98978V103	ZOETIS INC (ZTS)	11/16/2022	MERRILL LYNCH	56.00	8,272.21		
43300A203	HILTON WORLDWIDE (HLT)	11/17/2022	MERRILL LYNCH	75.00	10,466.78		
883556102	THERMO FISHER SCIENTIFIC (TMO)	11/17/2022	MERRILL LYNCH	18.00	9,860.35		
907818108	UNION PACIFIC CORP (UNP)	11/17/2022	MERRILL LYNCH	30.00	6,446.03		
98978V103	ZOETIS INC (ZTS)	11/17/2022	MERRILL LYNCH	59.00	8,839.17		
43300A203	HILTON WORLDWIDE (HLT)	11/18/2022	MERRILL LYNCH	26.00	3,594.75		
98978V103	ZOETIS INC (ZTS)	11/18/2022	MERRILL LYNCH	67.00	10,017.06		
43300A203	HILTON WORLDWIDE (HLT)	11/21/2022	MERRILL LYNCH	13.00	1,782.48		
98978V103	ZOETIS INC (ZTS)	11/21/2022	MERRILL LYNCH	66.00	9,496.28		
98978V103	ZOETIS INC (ZTS)	11/22/2022	MERRILL LYNCH	26.00	3,775.37		
09247X101	BLACKROCK INC (BLK)	12/21/2022	MERRILL LYNCH	11.00	7,607.37		
808513105	CHARLES SCHWAB CORP (SCHW)	12/21/2022	MERRILL LYNCH	76.00	5,965.08		
097023105	BOEING COMPANY (BA)	12/21/2022	MERRILL LYNCH	81.00	15,114.24		
67103H107	O'REILLY AUTOMOTIVE INC (ORLY)	12/21/2022	MERRILL LYNCH	9.00	7,398.42		
666807102	NORTHROP GRUMMAN CORP (NOC)	12/21/2022	MERRILL LYNCH	14.00	7,464.52		
11135F101	BROADCOM INC (AVGO)	12/21/2022	MERRILL LYNCH	31.00	17,017.26		
09247X101	BLACKROCK INC (BLK)	12/22/2022	MERRILL LYNCH	8.00	5,539.33		
11135F101	BROADCOM INC (AVGO)	12/22/2022	MERRILL LYNCH	22.00	11,985.69		
67103H107	O'REILLY AUTOMOTIVE INC (ORLY)	12/22/2022	MERRILL LYNCH	4.00	3,300.81		

1 CUSIP #	2 Description  Give complete and accurate description of each bond and stock. If bonds are serial issues give amounts maturing each year.	3 * Date Acquired	4 Name of Vendor	5 No. of Shares of Stock	6 Cost to Company (Excluding Accrued Interest on Bonds)	7 Par Value of Bonds	8 Paid for Accrued Interest and Dividends
097023105	BOEING COMPANY (BA)	12/22/2022	MERRILL LYNCH	43.00	8,108.46		
808513105	CHARLES SCHWAB CORP (SCHW)	12/22/2022	MERRILL LYNCH	64.00	5,104.19		
666807102	NORTHROP GRUMMAN CORP (NOC)	12/22/2022	MERRILL LYNCH	8.00	4,280.17		
666807102	NORTHROP GRUMMAN CORP (NOC)	12/23/2022	MERRILL LYNCH	8.00	4,285.34		
11135F101	BROADCOM INC (AVGO)	12/23/2022	MERRILL LYNCH	28.00	15,645.00		
67103H107	O'REILLY AUTOMOTIVE INC (ORLY)	12/23/2022	MERRILL LYNCH	6.00	4,967.53		
808513105	CHARLES SCHWAB CORP (SCHW)	12/23/2022	MERRILL LYNCH	29.00	2,354.20		
808513105	CHARLES SCHWAB CORP (SCHW)	12/23/2022	MERRILL LYNCH	46.00	3,734.25		
09247X101	BLACKROCK INC (BLK)	12/23/2022	MERRILL LYNCH	9.00	6,403.08		
097023105	BOEING COMPANY (BA)	12/23/2022	MERRILL LYNCH	65.00	12,650.12		
808513105	CHARLES SCHWAB CORP (SCHW)	12/27/2022	MERRILL LYNCH	62.00	4,991.88		
09247X101	BLACKROCK INC (BLK)	12/27/2022	MERRILL LYNCH	6.00	4,184.17		
666807102	NORTHROP GRUMMAN CORP (NOC)	12/27/2022	MERRILL LYNCH	8.00	4,277.30		
67103H107	O'REILLY AUTOMOTIVE INC (ORLY)	12/27/2022	MERRILL LYNCH	4.00	3,309.56		
11135F101	BROADCOM INC (AVGO)	12/27/2022	MERRILL LYNCH	19.00	10,461.74		
808513105	CHARLES SCHWAB CORP (SCHW)	12/28/2022	MERRILL LYNCH	39.00	3,172.14		
09247X101	BLACKROCK INC (BLK)	12/28/2022	MERRILL LYNCH	5.00	3,525.73		
666807102	NORTHROP GRUMMAN CORP (NOC)	12/28/2022	MERRILL LYNCH	5.00	2,664.14		
67103H107	O'REILLY AUTOMOTIVE INC (ORLY)	12/28/2022	MERRILL LYNCH	1.00	832.54		
11135F101	BROADCOM INC (AVGO)	12/28/2022	MERRILL LYNCH	10.00	5,500.86		
808513105	CHARLES SCHWAB CORP (SCHW)	12/29/2022	MERRILL LYNCH	66.00	5,426.23		
67103H107	O'REILLY AUTOMOTIVE INC (ORLY)	12/29/2022	MERRILL LYNCH	3.00	2,527.04		
666807102	NORTHROP GRUMMAN CORP (NOC)	12/29/2022	MERRILL LYNCH	9.00	4,870.56		
09247X101	BLACKROCK INC (BLK)	12/29/2022	MERRILL LYNCH	6.00	4,219.18		
11135F101	BROADCOM INC (AVGO)	12/29/2022	MERRILL LYNCH	15.00	8,310.09		
808513105	CHARLES SCHWAB CORP (SCHW)	12/30/2022	MERRILL LYNCH	71.00	5,846.97		
09247X101	BLACKROCK INC (BLK)	12/30/2022	MERRILL LYNCH	16.00	11,262.33		
67103H107	O'REILLY AUTOMOTIVE INC (ORLY)	12/30/2022	MERRILL LYNCH	10.00	8,446.08		
666807102	NORTHROP GRUMMAN CORP (NOC)	12/30/2022	MERRILL LYNCH	20.00	10,845.68		
00206R102	ATT (T)	2/24/2022	CHARLES SCHWAB	703.00	16,256.88		
00287Y109	ABBVIE INC (ABBV)	2/24/2022	CHARLES SCHWAB	26.00	3,766.62		
004930202	ACTIVISION BLIZZARD (ATVI)	2/24/2022	CHARLES SCHWAB	98.00	7,888.59		
00846U101	AGILENT TECHNOLOGIES (A)	2/24/2022	CHARLES SCHWAB	65.00	8,317.45		
G0176J109	ALLEGION PUBLIC LTD F (ALLE)	2/24/2022	CHARLES SCHWAB	93.00	10,310.91		
02079K305	ALPHABET INC CLASS A (GOOGL)	2/24/2022	CHARLES SCHWAB	5.00	13,137.55		

1 CUSIP #	2 Description  Give complete and accurate description of each bond and stock. If bonds are serial issues give amounts maturing each year.	3 * Date Acquired	4 Name of Vendor	5 No. of Shares of Stock	6 Cost to Company (Excluding Accrued Interest on Bonds)	7 Par Value of Bonds	8 Paid for Accrued Interest and Dividends
G1151C101	ALPHABET INC CLASS C (GOOG)	2/24/2022	CHARLES SCHWAB	10.00	26,264.05		
02376R102	AMERICAN AIRLINS GROUP (AAL)	2/24/2022	CHARLES SCHWAB	473.00	7,968.11		
025816109	AMERICAN EXPRESS CO (AXP)	2/24/2022	CHARLES SCHWAB	25.00	4,662.20		
031162100	AMGEN INC (AMGN)	2/24/2022	CHARLES SCHWAB	10.00	2,188.85		
032654105	ANALOG DEVICES INC (ADI)	2/24/2022	CHARLES SCHWAB	12.00	1,900.32		
03662Q105	ANSYS INC (ANSS)	2/24/2022	CHARLES SCHWAB	34.00	10,664.26		
036752103	ANTHEM INC (ANTM)	2/24/2022	CHARLES SCHWAB	5.00	2,194.65		
G0408V102	AON PLC CLASS A (AON)	2/24/2022	CHARLES SCHWAB	4.00	1,141.90		
037833100	APPLE INC (AAPL)	2/24/2022	CHARLES SCHWAB	104.00	16,717.64		
G27823106	APTIV PLC (APTV)	2/24/2022	CHARLES SCHWAB	48.00	6,372.72		
052769106	AUTODESK INC (ADSK)	2/24/2022	CHARLES SCHWAB	45.00	9,655.05		
058498106	BALL CORP (BLL)	2/24/2022	CHARLES SCHWAB	39.00	3,408.06		
060505104	BANK OF AMERICA CORP (BAC)	2/24/2022	CHARLES SCHWAB	155.00	6,715.07		
071813109	BAXTER INTERNATIONAL (BAX)	2/24/2022	CHARLES SCHWAB	115.00	9,741.65		
086516101	BEST BUY (BBY)	2/24/2022	CHARLES SCHWAB	67.00	6,087.29		
090572207	BIO-RAD LABS INC (BIO)	2/24/2022	CHARLES SCHWAB	14.00	8,294.83		
09247X101	BLACKROCK INC (BLK)	2/24/2022	CHARLES SCHWAB	15.00	10,902.60		
101137107	BOSTON SCIENTIFIC (BSX)	2/24/2022	CHARLES SCHWAB	237.00	10,384.16		
110122108	BRISTOL MYERS SQUIBB (BMY)	2/24/2022	CHARLES SCHWAB	181.00	12,114.13		
14040H105	CAPITAL ONE FC (COF)	2/24/2022	CHARLES SCHWAB	34.00	4,985.59		
149123101	CATERPILLAR INC (CAT)	2/24/2022	CHARLES SCHWAB	36.00	6,610.34		
15135B101	CENTENE CORP (CNC)	2/24/2022	CHARLES SCHWAB	40.00	3,206.37		
808513105	CHARLES SCHWAB CORP (SCHW)	2/24/2022	CHARLES SCHWAB	125.00	10,225.00		
H1467J104	CHUBB LTD (CB)	2/24/2022	CHARLES SCHWAB	32.00	6,314.52		
177376100	CITRIX SYSTEMS INC (CTXS)	2/24/2022	CHARLES SCHWAB	44.00	4,485.36		
12572Q105	CME GROUP INC (CME)	2/24/2022	CHARLES SCHWAB	17.00	4,017.79		
216648402	COOPER COMPANIES (COO)	2/24/2022	CHARLES SCHWAB	19.00	7,588.60		
219350105	CORNING INC (GLW)	2/24/2022	CHARLES SCHWAB	159.00	6,379.81		
231021106	CUMMINS INC (CMI)	2/24/2022	CHARLES SCHWAB	21.00	4,258.91		
23331A109	D R HORTON CO (DHI)	2/24/2022	CHARLES SCHWAB	107.00	8,769.35		
235851102	DANAHER CORP (DHR)	2/24/2022	CHARLES SCHWAB	38.00	10,281.64		
244199105	DEERE & CO (DE)	2/24/2022	CHARLES SCHWAB	21.00	7,166.25		
247361702	DELTA AIRLINES INC DEL (DAL)	2/24/2022	CHARLES SCHWAB	165.00	6,627.51		
256746108	DOLLAR TREE INC (DLTR)	2/24/2022	CHARLES SCHWAB	50.00	6,776.25		
25746U109	DOMINION ENERGY INC (D)	2/24/2022	CHARLES SCHWAB	250.00	19,208.75		
G29183103	EATON CORP PLC (ETN)	2/24/2022	CHARLES SCHWAB	32.00	4,784.00		

1 CUSIP #	2 Description  Give complete and accurate description of each bond and stock. If bonds are serial issues give amounts maturing each year.	3 * Date Acquired	4 Name of Vendor	5 No. of Shares of Stock	6 Cost to Company (Excluding Accrued Interest on Bonds)	7 Par Value of Bonds	8 Paid for Accrued Interest and Dividends
278642103	EBAY INC (EBAY)	2/24/2022	CHARLES SCHWAB	268.00	14,607.13		
285512109	ELECTRONIC ARTS INC (EA)	2/24/2022	CHARLES SCHWAB	55.00	6,974.11		
291011104	EMERSON ELECTRIC CO (EMR)	2/24/2022	CHARLES SCHWAB	53.00	4,749.68		
518439104	ESTEE LAUDER CO INC (EL)	2/24/2022	CHARLES SCHWAB	32.00	9,321.86		
29786A106	ETSY (ETSY)	2/24/2022	CHARLES SCHWAB	41.00	5,158.62		
31428X106	FEDEX CORP (FDX)	2/24/2022	CHARLES SCHWAB	19.00	4,076.45		
31620M106	FIDELITY NATL INFO (FIS)	2/24/2022	CHARLES SCHWAB	111.00	10,510.51		
337738108	FISERVE INC (FISV)	2/24/2022	CHARLES SCHWAB	36.00	3,409.54		
345370860	FORD MOTOR CO (F)	2/24/2022	CHARLES SCHWAB	684.00	11,661.79		
34959E109	FORTINET INC (FTNT)	2/24/2022	CHARLES SCHWAB	26.00	8,154.38		
H2906T109	GARMIN LTD (GRMN)	2/24/2022	CHARLES SCHWAB	65.00	7,158.97		
369604301	GENERAL ELECTRIC CO (GE)	2/24/2022	CHARLES SCHWAB	170.00	15,586.45		
37045V100	GENERAL MOTORS CO (GM)	2/24/2022	CHARLES SCHWAB	133.00	6,109.13		
371901109	GENTEX CORP (GNTX)	2/24/2022	CHARLES SCHWAB	279.00	8,377.34		
37940X102	GLOBAL PAYMENTS INC (GPN)	2/24/2022	CHARLES SCHWAB	35.00	4,679.71		
G47567105	IHS MARKIT LTD (INFO)	2/24/2022	CHARLES SCHWAB	50.00	5,367.27		
452327109	ILLUMINA INC (ILMN)	2/24/2022	CHARLES SCHWAB	35.00	11,572.20		
458140100	INTEL CORP (INTC)	2/24/2022	CHARLES SCHWAB	547.00	25,285.08		
45866F104	INTERCONTINENTAL EXC (ICE)	2/24/2022	CHARLES SCHWAB	55.00	6,969.60		
46266C105	IQVIA HOLDINGS INC (IQV)	2/24/2022	CHARLES SCHWAB	10.00	2,283.60		
478160104	JOHNSON & JOHNSON (JNJ)	2/24/2022	CHARLES SCHWAB	181.00	28,512.93		
49338L103	KEYSIGHT TECH INC (KEYS)	2/24/2022	CHARLES SCHWAB	56.00	8,834.69		
482480100	KLA CORP (KLAC)	2/24/2022	CHARLES SCHWAB	19.00	6,706.72		
526057104	LENNAR CORP (LEN)	2/24/2022	CHARLES SCHWAB	64.00	5,596.48		
526107107	LENNOX INTERNATIONAL (LII)	2/24/2022	CHARLES SCHWAB	37.00	9,443.33		
548661107	LOWES COMPANIES INC (LOW)	2/24/2022	CHARLES SCHWAB	13.00	2,774.10		
57060D108	MARKETAXESS HOLDINGS (MKTX)	2/24/2022	CHARLES SCHWAB	17.00	6,388.09		
57636Q104	MASTERCARD INC (MA)	2/24/2022	CHARLES SCHWAB	149.00	54,796.49		
57667L107	MATCH GROUP INC (MTCH)	2/24/2022	CHARLES SCHWAB	72.00	8,052.11		
G5960L103	MEDTRONIC PLC (MDT)	2/24/2022	CHARLES SCHWAB	183.00	18,910.65		
58933Y105	MERCK & CO INC (MRK)	2/24/2022	CHARLES SCHWAB	43.00	3,142.29		
595017104	MICROCHIP TECHNOLOGY (MCHP)	2/24/2022	CHARLES SCHWAB	106.00	7,456.04		
595112103	MICRON TECHNOLOGY (MU)	2/24/2022	CHARLES SCHWAB	48.00	4,221.03		
594918104	MICROSOFT CORP (MSFT)	2/24/2022	CHARLES SCHWAB	117.00	33,990.00		
609839105	MONOLITHIC PWER SYS (MPWR)	2/24/2022	CHARLES SCHWAB	13.00	5,851.17		
617446448	MORGAN STANLEY (MS)	2/24/2022	CHARLES SCHWAB	71.00	6,480.07		

1 CUSIP #	2 Description  Give complete and accurate description of each bond and stock. If bonds are serial issues give amounts maturing each year.	3 * Date Acquired	4 Name of Vendor	5 No. of Shares of Stock	6 Cost to Company (Excluding Accrued Interest on Bonds)	7 Par Value of Bonds	8 Paid for Accrued Interest and Dividends
654106103	NIKE INC (NKE)	2/24/2022	CHARLES SCHWAB	40.00	5,457.20		
871503108	NORTONLIFELOCK INC (NLOK)	2/24/2022	CHARLES SCHWAB	177.00	4,813.52		
67066G104	NVIDIA CORP (NVDA)	2/24/2022	CHARLES SCHWAB	43.00	10,039.64		
68389X105	ORACLE CORP (ORCL)	2/24/2022	CHARLES SCHWAB	77.00	5,743.05		
70432V102	PAYCOM SOFTWARE INC (PAYC)	2/24/2022	CHARLES SCHWAB	15.00	4,857.44		
70450Y103	PAYPAL HOLDINGS INCORPOR (PYPL)	2/24/2022	CHARLES SCHWAB	236.00	24,507.66		
714046109	PERKINELMER INC (PKI)	2/24/2022	CHARLES SCHWAB	29.00	5,131.41		
717081103	PFIZER (PFE)	2/24/2022	CHARLES SCHWAB	123.00	5,647.55		
718172109	PHILIP MORRIS INTL (PM)	2/24/2022	CHARLES SCHWAB	89.00	9,131.38		
73278L105	POOL CORP (POOL)	2/24/2022	CHARLES SCHWAB	2.00	865.03		
743315103	PROGRESSIVE CO OHIO (PGR)	2/24/2022	CHARLES SCHWAB	7.00	716.14		
69370C100	PTC INC (PTC)	2/24/2022	CHARLES SCHWAB	49.00	5,317.77		
74736K101	QORVO INC (QRVO)	2/24/2022	CHARLES SCHWAB	50.00	6,804.00		
747525103	QUALCOMM INC (QCOM)	2/24/2022	CHARLES SCHWAB	25.00	4,144.13		
778296103	ROSS STORES INC (ROST)	2/24/2022	CHARLES SCHWAB	69.00	6,211.04		
78409V104	S & P GLOBAL INC (SPGI)	2/24/2022	CHARLES SCHWAB	22.00	8,359.34		
79466L302	SALESFORCE COM (CRM)	2/24/2022	CHARLES SCHWAB	59.00	11,949.29		
816851109	SEMPRA (SRE)	2/24/2022	CHARLES SCHWAB	87.00	11,614.50		
83088M102	SKYWORKS SOLUTIONS (SWKS)	2/24/2022	CHARLES SCHWAB	31.00	4,258.52		
831865209	SMITH A O (AOS)	2/24/2022	CHARLES SCHWAB	108.00	7,280.11		
844741108	SOUTHWEST AIRLINES (LUV)	2/24/2022	CHARLES SCHWAB	376.00	16,583.63		
863667101	STRYKER CORP (SYK)	2/25/2022	CHARLES SCHWAB	45.00	11,589.65		
87165B103	SYNCHRONY FINL (SYF)	2/24/2022	CHARLES SCHWAB	169.00	6,918.49		
871607107	SYNOPSYS INC (SNPS)	2/24/2022	CHARLES SCHWAB	41.00	12,526.73		
872590104	T-MOBILE (TMUS)	2/24/2022	CHARLES SCHWAB	50.00	6,138.00		
874054109	TAKE TWO INTERACTV (TTWO)	2/24/2022	CHARLES SCHWAB	46.00	7,438.61		
87612E106	TARGET CORP (TGT)	2/24/2022	CHARLES SCHWAB	48.00	9,152.45		
H84989104	TE CONNECTIVITY LTD (TEL)	2/24/2022	CHARLES SCHWAB	37.00	5,185.87		
879360105	TELEDYNE TECHNOLOGIE (TDY)	2/24/2022	CHARLES SCHWAB	11.00	4,557.96		
191216100	THE COCA-COLA CO (KO)	2/24/2022	CHARLES SCHWAB	386.00	23,221.76		
883556102	THERMO FISHER SCNTFC (TMO)	2/24/2022	CHARLES SCHWAB	23.00	12,357.49		
90184L102	TWITTER (TWTR)	2/24/2022	CHARLES SCHWAB	252.00	8,745.16		
90384S303	ULTA BEAUTY (ULTA)	2/24/2022	CHARLES SCHWAB	16.00	5,892.40		
910047109	UNITED AIRLINES HOLDINGS (UAL)	2/24/2022	CHARLES SCHWAB	75.00	3,283.44		
911312106	UNITED PARCEL SRVC (UPS)	2/24/2022	CHARLES SCHWAB	28.00	5,733.44		
91324P102	UNITED HEALTH GRP INC (UNH)	2/24/2022	CHARLES SCHWAB	6.00	2,718.36		

1 CUSIP #	2 Description  Give complete and accurate description of each bond and stock. If bonds are serial issues give amounts maturing each year.	3 * Date Acquired	4 Name of Vendor	5 No. of Shares of Stock	6 Cost to Company (Excluding Accrued Interest on Bonds)	7 Par Value of Bonds	8 Paid for Accrued Interest and Dividends
92343V104	VERIZON COMMUNICATION (VZ)	2/24/2022	CHARLES SCHWAB	538.00	28,242.31		
92532F100	VERTEX PHARMACEUTICAL (VRTX)	2/24/2022	CHARLES SCHWAB	26.00	5,948.17		
92826C839	VISA INC (V)	2/24/2022	CHARLES SCHWAB	222.00	47,807.70		
931142103	WALMART INC (WMT)	2/24/2022	CHARLES SCHWAB	153.00	20,549.67		
949746101	WELLS FARGO & CO (WFC)	2/24/2022	CHARLES SCHWAB	83.00	4,338.94		
989207105	ZEBRA TECHNOLOGIES (ZBRA)	2/24/2022	CHARLES SCHWAB	23.00	9,468.30		
78409V104	S&P GLOBAL INC (SPGI)	2/24/2022	CHARLES SCHWAB	34.00	-		
78463X509	SPDR INDEX SHARES EMERG (SPEM)	2/24/2022	CHARLES SCHWAB	3400.00	134,568.60		
78463X889	SPDR PORTFOLIO DVLDP (SPDW)	2/24/2022	CHARLES SCHWAB	16103.00	540,577.71		
253868103	DIGITAL REALTY TRUST (DLR)	2/24/2022	CHARLES SCHWAB	45.00	6,036.53		
29444U700	EQUINIX INC (EQIX)	2/24/2022	CHARLES SCHWAB	10.00	7,010.80		
74340W103	PROLOGIS INC (PLD)	2/24/2022	CHARLES SCHWAB	6.00	856.88		
828806109	SIMON PPTY GROUP (SPG)	2/24/2022	CHARLES SCHWAB	46.00	6,275.31		
09260B382	BLACKROCK STRATEGIC INCOME OPPS INSTL (BSIIX)	3/17/2022	CHARLES SCHWAB	12744.28	125,021.41		
67065Q574	NUVEEN STRATEGIC MUNICIPAL OPPS I (NSIOX)	3/17/2022	CHARLES SCHWAB	10761.61	116,978.65		
56063U521	MAINSTAY MACKAY HIGH YIELD MUNCLPL BD I (MMHIX)	3/17/2022	CHARLES SCHWAB	10761.11	136,988.93		
78463X509	SPDR INDEX SHARES EMERG MARKT ETF IV (SPEM)	3/17/2022	CHARLES SCHWAB	12824.00	481,028.24		
G96629103	WILLIS TOWERS WATSON P F (WTW)	3/16/2022	CHARLES SCHWAB	24.00	5,479.68		
949746101	WELLS FARGO & CO (WFC)	3/16/2022	CHARLES SCHWAB	61.00	3,124.12		
452327109	ILLUMINA INC (ILMN)	3/16/2022	CHARLES SCHWAB	2.00	634.08		
191216100	THE COCA-COLA CO (KO)	3/16/2022	CHARLES SCHWAB	31.00	1,820.32		
929160109	VULCAN MATERIALS COM (VMC)	3/16/2022	CHARLES SCHWAB	41.00	7,308.05		
460146103	INTERNTNL PAPER (IP)	3/16/2022	CHARLES SCHWAB	209.00	9,145.05		
477143101	JETBLUE AIRWAYS CORP (JBLU)	3/16/2022	CHARLES SCHWAB	533.00	7,571.32		
92532F100	VERTEX PHARMACEUTICA (VRTX)	3/16/2022	CHARLES SCHWAB	9.00	2,190.22		
941848103	WATERS CORP (WAT)	3/16/2022	CHARLES SCHWAB	1.00	320.35		
844741108	SOUTHWEST AIRLINES (LUV)	3/16/2022	CHARLES SCHWAB	288.00	12,168.00		
366651107	GARTNER INC (IT)	3/16/2022	CHARLES SCHWAB	11.00	3,096.94		
46266C105	IQVIA HOLDINGS INC (IQV)	3/16/2022	CHARLES SCHWAB	26.00	5,635.11		
37940X102	GLOBAL PAYMENTS INC (GPN)	3/16/2022	CHARLES SCHWAB	3.00	392.49		
57636Q104	MASTERCARD INC (MA)	3/16/2022	CHARLES SCHWAB	13.00	4,415.45		
339041105	FLEETCOR TECHNOLOGIE (FLT)	3/16/2022	CHARLES SCHWAB	28.00	6,473.04		
521865204	LEAR CORP (LEA)	3/16/2022	CHARLES SCHWAB	30.00	4,311.90		
426281101	HENRY JACK & ASSOC (JKHY)	3/16/2022	CHARLES SCHWAB	24.00	4,353.12		
501889208	LKQ CORP (LKQ)	3/16/2022	CHARLES SCHWAB	30.00	1,384.80		
40434L105	HP INC. (HPQ)	3/16/2022	CHARLES SCHWAB	164.00	5,746.54		

1 CUSIP #	2 Description  Give complete and accurate description of each bond and stock. If bonds are serial issues give amounts maturing each year.	3 * Date Acquired	4 Name of Vendor	5 No. of Shares of Stock	6 Cost to Company (Excluding Accrued Interest on Bonds)	7 Par Value of Bonds	8 Paid for Accrued Interest and Dividends
577081102	MATTEL INC. (MAT)	3/16/2022	CHARLES SCHWAB	147.00	3,406.43		
548661107	LOWES COMPANIES INC (LOW)	3/16/2022	CHARLES SCHWAB	20.00	4,562.96		
369604301	GENERAL ELECTRIC CO (GE)	3/16/2022	CHARLES SCHWAB	4.00	373.88		
37045V100	GENERAL MOTORS CO (GM)	3/16/2022	CHARLES SCHWAB	77.00	3,303.96		
40412C101	HCA HEALTHCARE INC (HCA)	3/16/2022	CHARLES SCHWAB	9.00	2,384.28		
02079K305	ALPHABET INC CLASS A (GOOGL)	3/16/2022	CHARLES SCHWAB	3.00	7,770.39		
478160104	JOHNSON & JOHNSON (JNJ)	3/16/2022	CHARLES SCHWAB	18.00	3,116.70		
371901109	GENTEX CORP (GNTX)	3/16/2022	CHARLES SCHWAB	221.00	6,300.71		
31620M106	FIDELITY NATL INFO (FIS)	3/16/2022	CHARLES SCHWAB	7.00	654.68		
303075105	FACTSET RESEARCH SYS (FDS)	3/16/2022	CHARLES SCHWAB	17.00	7,005.37		
084670702	BERKSHIRE HATHAWAY (BRK/B)	3/16/2022	CHARLES SCHWAB	25.00	8,323.00		
337738108	FISERVE INC (FISV)	3/16/2022	CHARLES SCHWAB	27.00	2,596.29		
09247X101	BLACKROCK INC (BLK)	3/16/2022	CHARLES SCHWAB	5.00	3,585.55		
060505104	BANK OF AMERICA CORP (BAC)	3/16/2022	CHARLES SCHWAB	139.00	5,899.86		
28176E108	EDWARDS LIFESCIENCES (EW)	3/16/2022	CHARLES SCHWAB	8.00	858.88		
058498106	BALL CORP (BLL)	3/16/2022	CHARLES SCHWAB	37.00	3,317.05		
192479103	COHERENT INC (COHR)	3/16/2022	CHARLES SCHWAB	14.00	3,639.56		
345370860	FORD MOTOR CO (F)	3/16/2022	CHARLES SCHWAB	191.00	3,102.41		
29414B104	EPAM SYSTEMS INC (EPAM)	3/16/2022	CHARLES SCHWAB	12.00	3,191.09		
064058100	BANK OF NY MELLON CO (BK)	3/16/2022	CHARLES SCHWAB	84.00	4,310.46		
247361702	DELTA AIRLINES INC DEL (DAL)	3/16/2022	CHARLES SCHWAB	383.00	13,765.02		
294429105	EQUIFAX INC (EFX)	3/16/2022	CHARLES SCHWAB	17.00	3,938.39		
09062X103	BIOGEN INC (BIIB)	3/16/2022	CHARLES SCHWAB	25.00	5,002.75		
92556H206	PARAMOUNT GLOBAL CLASS B (PARA)	3/16/2022	CHARLES SCHWAB	85.00	3,042.26		
235851102	DANAHER CORP (DHR)	3/16/2022	CHARLES SCHWAB	24.00	6,554.37		
92826C839	VISA INC (V)	3/16/2022	CHARLES SCHWAB	25.00	5,212.25		
159864107	CHARLES RIVER LABS (CRL)	3/16/2022	CHARLES SCHWAB	16.00	4,300.47		
254687106	WALT DISNEY CO (DIS)	3/16/2022	CHARLES SCHWAB	318.00	43,304.35		
254709108	DISCOVER FINL S (DFS)	3/16/2022	CHARLES SCHWAB	50.00	5,620.25		
14040H105	CAPITAL ONE FC (COF)	3/16/2022	CHARLES SCHWAB	6.00	814.95		
192446102	COGNIZANT TECH SOLU (CTSH)	3/16/2022	CHARLES SCHWAB	39.00	3,428.10		
883556102	THERMO FISHER SCNTFC (TMO)	3/16/2022	CHARLES SCHWAB	14.00	7,748.22		
91324P102	UNITED HEALTH GRP INC (UNH)	3/16/2022	CHARLES SCHWAB	13.00	6,391.43		
81762P102	SERVICE NOW INC (NOW)	3/16/2022	CHARLES SCHWAB	32.00	16,745.28		
G0408V102	AON PLC CLASS A (AON)	3/16/2022	CHARLES SCHWAB	8.00	2,450.73		
831865209	SMITH A O (AOS)	3/16/2022	CHARLES SCHWAB	6.00	395.80		

1 CUSIP #	2 Description  Give complete and accurate description of each bond and stock. If bonds are serial issues give amounts maturing each year.	3 * Date Acquired	4 Name of Vendor	5 No. of Shares of Stock	6 Cost to Company (Excluding Accrued Interest on Bonds)	7 Par Value of Bonds	8 Paid for Accrued Interest and Dividends
G27823106	APTIV PLC (APTV)	3/16/2022	CHARLES SCHWAB	28.00	3,201.24		
910047109	UNITED AIRLINES HOLDINGS (UAL)	3/16/2022	CHARLES SCHWAB	120.00	4,802.95		
12572Q105	CME GROUP INC (CME)	3/16/2022	CHARLES SCHWAB	8.00	1,906.72		
042735100	ARROW ELECTRONICS (ARW)	3/16/2022	CHARLES SCHWAB	54.00	6,673.30		
099724106	BORG WARNER INC (BWA)	3/16/2022	CHARLES SCHWAB	173.00	6,487.86		
89417E109	TRAVELERS COMPANIES (TRV)	3/16/2022	CHARLES SCHWAB	18.00	3,194.01		
040413106	ARISTA NETWORKS INC (ANET)	3/16/2022	CHARLES SCHWAB	34.00	4,107.81		
12503M108	CBOE GLOBAL MKTS INC (CBOE)	3/16/2022	CHARLES SCHWAB	30.00	3,412.50		
H1467J104	CHUBB LTD (CB)	3/16/2022	CHARLES SCHWAB	10.00	2,087.00		
020002101	ALLSTATE CORP (ALL)	3/16/2022	CHARLES SCHWAB	3.00	376.62		
036752103	ANTHEM INC (ANTM)	3/16/2022	CHARLES SCHWAB	4.00	1,857.84		
03076C106	AMERIPRISE FINL (AMP)	3/16/2022	CHARLES SCHWAB	36.00	10,447.12		
78463X889	SPDR PORTFOLIO DVLDP (SPDW)	3/16/2022	CHARLES SCHWAB	3013.00	99,755.61		
031162100	AMGEN INC (AMGN)	3/16/2022	CHARLES SCHWAB	8.00	1,831.26		
892356106	TRACTOR SUPPLY COMP (TSCO)	3/16/2022	CHARLES SCHWAB	19.00	4,229.68		
00287Y109	ABBVIE INC (ABBV)	3/16/2022	CHARLES SCHWAB	23.00	3,554.71		
G0250X107	AMCOR PLC F (AMCR)	3/16/2022	CHARLES SCHWAB	361.00	4,066.67		
690742101	OWENS CORNING FIBERGLAS (OC)	3/16/2022	CHARLES SCHWAB	50.00	4,688.70		
011659109	ALASKA AIR GROUP INC (ALK)	3/16/2022	CHARLES SCHWAB	152.00	8,136.56		
02376R102	AMERICAN AIRLS GROUP (AAL)	3/16/2022	CHARLES SCHWAB	190.00	3,031.07		
037833100	APPLE INC (AAPL)	3/16/2022	CHARLES SCHWAB	126.00	19,584.81		
N6596X109	NXP SEMICONDUCTORS F (NXPI)	3/16/2022	CHARLES SCHWAB	73.00	13,148.76		
571748102	MARSH & MC LENNAN CO (MMC)	3/16/2022	CHARLES SCHWAB	31.00	4,831.86		
717081103	PFIZER (PFE)	3/16/2022	CHARLES SCHWAB	61.00	3,194.88		
73278L105	POOL CORP (POOL)	3/16/2022	CHARLES SCHWAB	3.00	1,375.98		
573284106	MARTIN MARIETTA MATERIAL (MLM)	3/16/2022	CHARLES SCHWAB	17.00	6,364.87		
631103108	NASDAQ INC (NDAQ)	3/16/2022	CHARLES SCHWAB	11.00	1,869.83		
743315103	PROGRESSIVE CO OHIO (PGR)	3/16/2022	CHARLES SCHWAB	23.00	2,407.30		
70450Y103	PAYPAL HOLDINGS INCORPOR (PYPL)	3/16/2022	CHARLES SCHWAB	8.00	834.79		
00846U101	AGILENT TECHNOLOGIES (A)	3/16/2022	CHARLES SCHWAB	12.00	1,591.20		
714046109	PERKINELMER INC (PKI)	3/16/2022	CHARLES SCHWAB	12.00	2,076.85		
67066G104	NVIDIA CORP (NVDA)	3/16/2022	CHARLES SCHWAB	10.00	2,351.60		
58933Y105	MERCK & CO INC (MRK)	3/16/2022	CHARLES SCHWAB	9.00	699.81		
594918104	MICROSOFT CORP (MSFT)	3/16/2022	CHARLES SCHWAB	24.00	6,844.08		
617446448	MORGAN STANLEY (MS)	3/16/2022	CHARLES SCHWAB	31.00	2,800.42		
695156109	PACKAGING CORP OF AM (PKG)	3/16/2022	CHARLES SCHWAB	52.00	8,010.08		

1 CUSIP #	2 Description  Give complete and accurate description of each bond and stock. If bonds are serial issues give amounts maturing each year.	3 * Date Acquired	4 Name of Vendor	5 No. of Shares of Stock	6 Cost to Company (Excluding Accrued Interest on Bonds)	7 Par Value of Bonds	8 Paid for Accrued Interest and Dividends
808513105	CHARLES SCHWAB CORP (SCHW)	3/16/2022	CHARLES SCHWAB	29.00	2,537.50		
654106103	NIKE INC (NKE)	3/16/2022	CHARLES SCHWAB	7.00	858.69		
592688105	METTLER TOLEDO INTL (MTD)	3/16/2022	CHARLES SCHWAB	1.00	1,335.25		
00206R102	A T & T INC (T)	5/25/2022	CHARLES SCHWAB	239.00	5,053.51		
002824100	ABBOTT LABORATORIES (ABT)	5/25/2022	CHARLES SCHWAB	292.00	32,995.62		
00287Y109	ABBVIE INC (ABBV)	5/25/2022	CHARLES SCHWAB	35.00	5,305.78		
G1151C101	ACCENTURE PLC FCLASS (AACN)	5/25/2022	CHARLES SCHWAB	161.00	44,450.02		
004930202	ACTIVISION BLIZZARD (ATVI)	5/25/2022	CHARLES SCHWAB	95.00	7,371.99		
00724F101	ADOBE INC (ADBE)	5/25/2022	CHARLES SCHWAB	130.00	52,201.50		
007903107	ADVANCED MICRO DEVIC (AMD)	5/25/2022	CHARLES SCHWAB	167.00	15,326.53		
008252108	AFFILIATED MANAGERS (AMG)	5/25/2022	CHARLES SCHWAB	112.00	14,152.32		
001055102	AFLAC INC (AFL)	5/25/2022	CHARLES SCHWAB	163.00	9,374.13		
009158106	AIR PROD & CHEMICALS (APD)	5/25/2022	CHARLES SCHWAB	53.00	12,444.67		
00971T101	AKAMAI TECHNOLOGIES INC (AKAM)	5/25/2022	CHARLES SCHWAB	142.00	14,060.84		
015271109	ALEXANDRIA REAL EST REIT (ARE)	5/25/2022	CHARLES SCHWAB	121.00	19,390.86		
016255101	ALIGN TECHNOLOGY INC (ALGN)	5/25/2022	CHARLES SCHWAB	39.00	10,630.62		
01748X102	ALLEGIAN T TRAVEL CO (ALGT)	5/25/2022	CHARLES SCHWAB	122.00	16,233.32		
020002101	ALLSTATE CORP (ALL)	5/25/2022	CHARLES SCHWAB	26.00	3,383.34		
G0250X107	AMCOR PLC F (AMCR)	5/25/2022	CHARLES SCHWAB	204.00	2,634.66		
026874784	AMERICAN INTL GROUP (AIG)	5/25/2022	CHARLES SCHWAB	216.00	12,208.10		
029899101	AMERICAN STATES WTR (AWR)	5/25/2022	CHARLES SCHWAB	49.00	3,910.20		
030420103	AMERICAN WATER WORKS (AWK)	5/25/2022	CHARLES SCHWAB	89.00	13,049.76		
03027X100	AMERN TOWER CORP REIT (AMT)	5/25/2022	CHARLES SCHWAB	97.00	24,899.90		
031100100	AMETEK INC (AME)	5/25/2022	CHARLES SCHWAB	136.00	15,864.01		
031162100	AMGEN INC (AMGN)	5/25/2022	CHARLES SCHWAB	17.00	4,265.03		
032095101	AMPHENOL CORP CLASS (AAPH)	5/25/2022	CHARLES SCHWAB	300.00	20,471.22		
032654105	ANALOG DEVICES INC (ADI)	5/25/2022	CHARLES SCHWAB	75.00	12,020.57		
036752103	ANTHEM INC (ANTM)	5/25/2022	CHARLES SCHWAB	6.00	3,017.88		
037833100	APPLE INC (AAPL)	5/25/2022	CHARLES SCHWAB	68.00	9,483.62		
038222105	APPLIED MATERIALS (AMAT)	5/25/2022	CHARLES SCHWAB	268.00	28,514.64		
038336103	APTARGROUP INC (ATR)	5/25/2022	CHARLES SCHWAB	120.00	12,462.00		
039483102	ARCHER-DANIELS-MIDLN (ADM)	5/25/2022	CHARLES SCHWAB	99.00	8,774.36		
363576109	ARTHUR J GALLAGHER&C (AJG)	5/25/2022	CHARLES SCHWAB	71.00	11,103.34		
053015103	AUTO DATA PROCESSING (ADP)	5/25/2022	CHARLES SCHWAB	108.00	22,871.13		
053332102	AUTOZONE INC (AZO)	5/25/2022	CHARLES SCHWAB	4.00	7,751.48		
053611109	AVERY DENNISON CORP (AVY)	5/25/2022	CHARLES SCHWAB	89.00	14,542.96		

1 CUSIP #	2 Description  Give complete and accurate description of each bond and stock. If bonds are serial issues give amounts maturing each year.	3 * Date Acquired	4 Name of Vendor	5 No. of Shares of Stock	6 Cost to Company (Excluding Accrued Interest on Bonds)	7 Par Value of Bonds	8 Paid for Accrued Interest and Dividends
064058100	BANK OF NY MELLON CO (BK)	5/25/2022	CHARLES SCHWAB	278.00	12,305.98		
075887109	BECTON DICKINSON&CO (BDX)	5/25/2022	CHARLES SCHWAB	16.00	3,994.24		
09062X103	BIOGEN INC (BIIB)	5/25/2022	CHARLES SCHWAB	35.00	6,999.99		
09073M104	BIO-TECHNE CORP (TECH)	5/25/2022	CHARLES SCHWAB	47.00	16,516.27		
097023105	BOEING CO (BA)	5/25/2022	CHARLES SCHWAB	133.00	16,035.78		
110122108	BRISTOL-MYERS SQUIBB (BMY)	5/25/2022	CHARLES SCHWAB	96.00	7,396.32		
11135F101	BROADCOM INC (AVGO)	5/25/2022	CHARLES SCHWAB	26.00	13,744.90		
11133T103	BROADRIDGE FINL SOLU (BR)	5/25/2022	CHARLES SCHWAB	148.00	20,686.42		
116794108	BRUKER CORP (BRKR)	5/25/2022	CHARLES SCHWAB	245.00	14,241.85		
130788102	CA WATER SERVICE GRP (CWT)	5/25/2022	CHARLES SCHWAB	163.00	8,836.44		
127387108	CADENCE DESIGN SYS (CDNS)	5/25/2022	CHARLES SCHWAB	170.00	24,486.78		
133131102	CAMDEN PROPERTY TR REIT (CPT)	5/25/2022	CHARLES SCHWAB	108.00	15,109.74		
142339100	CARLISLE CO (CSL)	5/25/2022	CHARLES SCHWAB	36.00	8,718.30		
14448C104	CARRIER GLOBAL CORP (CARR)	5/25/2022	CHARLES SCHWAB	354.00	13,434.30		
149123101	CATERPILLAR INC (CAT)	5/25/2022	CHARLES SCHWAB	25.00	5,183.75		
12503M108	CBOE GLOBAL MKTS INC (CBOE)	5/25/2022	CHARLES SCHWAB	70.00	7,490.35		
12514G108	CDW CORP (CDW)	5/25/2022	CHARLES SCHWAB	73.00	11,645.69		
15135B101	CENTENE CORP (CNC)	5/25/2022	CHARLES SCHWAB	68.00	5,763.65		
15677J108	CERIDIAN H C M HOLDING I (CDAY)	5/25/2022	CHARLES SCHWAB	310.00	16,908.98		
16119P108	CHARTER COMMUNICATN CLASS A (CHTR)	5/25/2022	CHARLES SCHWAB	46.00	22,182.37		
169656105	CHIPOTLE MEXICAN GRL (CMG)	5/25/2022	CHARLES SCHWAB	12.00	15,377.08		
H1467J104	CHUBB LTD F (CB)	5/25/2022	CHARLES SCHWAB	28.00	5,824.28		
125509109	CIGNA CORP (CI)	5/25/2022	CHARLES SCHWAB	11.00	2,910.60		
172908105	CINTAS CORP (CTAS)	5/25/2022	CHARLES SCHWAB	6.00	2,207.85		
17275R102	CISCO SYSTEMS INC (CSCO)	5/25/2022	CHARLES SCHWAB	793.00	34,404.31		
172967424	CITIGROUP INC ©	5/25/2022	CHARLES SCHWAB	294.00	15,374.73		
192479103	COHERENT INC (COHR)	5/25/2022	CHARLES SCHWAB	18.00	4,705.56		
194162103	COLGATE-PALMOLIVE CO (CL)	5/25/2022	CHARLES SCHWAB	108.00	8,318.16		
20030N101	COMCAST CORP CLASS A (CMCSA)	5/25/2022	CHARLES SCHWAB	1113.00	48,204.03		
21036P108	CONSTELLATION ENERGY COR (CEG)	5/25/2022	CHARLES SCHWAB	29.00	1,701.68		
217204106	COPART INC (CPRT)	5/25/2022	CHARLES SCHWAB	123.00	13,544.76		
22160K105	COSTCO WHOLESALE CO (COST)	5/25/2022	CHARLES SCHWAB	59.00	25,882.71		
22822V101	CROWN CASTLE INTL CO (CCI)	5/25/2022	CHARLES SCHWAB	100.00	18,889.50		
126408103	CSX CORP (CSX)	5/25/2022	CHARLES SCHWAB	462.00	14,278.11		
126650100	CVS HEALTH CORP (CVS)	5/25/2022	CHARLES SCHWAB	25.00	2,425.38		
254709108	DISCOVER FINL S (DFS)	5/25/2022	CHARLES SCHWAB	148.00	15,840.44		

1 CUSIP #	2 Description  Give complete and accurate description of each bond and stock. If bonds are serial issues give amounts maturing each year.	3 * Date Acquired	4 Name of Vendor	5 No. of Shares of Stock	6 Cost to Company (Excluding Accrued Interest on Bonds)	7 Par Value of Bonds	8 Paid for Accrued Interest and Dividends
256677105	DOLLAR GENERAL (DG)	5/25/2022	CHARLES SCHWAB	119.00	23,200.24		
26441C204	DUKE ENERGY CORP (DUK)	5/25/2022	CHARLES SCHWAB	12.00	1,344.60		
264411505	DUKE REALTY CORP (DRE)	5/25/2022	CHARLES SCHWAB	148.00	7,500.64		
26969P108	EAGLE MATERIALS INC (EXP)	5/25/2022	CHARLES SCHWAB	125.00	15,775.00		
28176E108	EDWARDS LIFESCIENCES (EW)	5/25/2022	CHARLES SCHWAB	137.00	13,117.07		
285512109	ELECTRONIC ARTS INC (EA)	5/25/2022	CHARLES SCHWAB	31.00	4,246.85		
29414B104	EPAM SYSTEMS INC (EPAM)	5/25/2022	CHARLES SCHWAB	11.00	3,332.07		
294429105	EQUIFAX INC (EFX)	5/25/2022	CHARLES SCHWAB	49.00	9,507.40		
29670G102	ESSENTIAL UTILS INC (WTRG)	5/25/2022	CHARLES SCHWAB	331.00	15,184.03		
297178105	ESSEX PROPERTY TR REIT (ESS)	5/25/2022	CHARLES SCHWAB	31.00	8,621.72		
29977A105	EVERCORE INC CLASS A (EVR)	5/25/2022	CHARLES SCHWAB	127.00	13,804.27		
302130109	EXPEDITORS INTL WASH (EXPD)	5/25/2022	CHARLES SCHWAB	141.00	14,891.72		
30225T102	EXTRA SPACE STORAGE (EXR)	5/25/2022	CHARLES SCHWAB	34.00	5,821.31		
31620M106	FIDELITY NATL INFO (FIS)	5/25/2022	CHARLES SCHWAB	57.00	5,734.72		
316773100	FIFTH THIRD BANCORP (FITB)	5/25/2022	CHARLES SCHWAB	438.00	16,199.25		
32054K103	FIRST INDUSTRIAL RLT (FR)	5/25/2022	CHARLES SCHWAB	230.00	11,887.11		
33616C100	FIRST REPUBLIC BANK (FRC)	5/25/2022	CHARLES SCHWAB	119.00	17,563.06		
339041105	FLEETCOR TECHNOLOGIE (FLT)	5/25/2022	CHARLES SCHWAB	26.00	6,042.66		
34959J108	FORTIVE CORP DISC 00500 (FTV)	5/25/2022	CHARLES SCHWAB	185.00	10,841.00		
34964C106	FORTUNE BRANDS HM&S (FBHS)	5/25/2022	CHARLES SCHWAB	284.00	18,856.98		
354613101	FRANKLIN RESOURCES (BEN)	5/25/2022	CHARLES SCHWAB	354.00	9,262.87		
366651107	GARTNER INC (IT)	5/25/2022	CHARLES SCHWAB	47.00	11,611.82		
G3922B107	GENPACT LIMITED F (G)	5/25/2022	CHARLES SCHWAB	331.00	13,935.10		
371901109	GENTEX CORP (GNTX)	5/25/2022	CHARLES SCHWAB	281.00	8,273.37		
372460105	GENUINE PARTS CO (GPC)	5/25/2022	CHARLES SCHWAB	99.00	13,028.40		
375558103	GILEAD SCIENCES INC (GILD)	5/25/2022	CHARLES SCHWAB	243.00	15,621.08		
38141G104	GOLDMAN SACHS GROUP (GS)	5/25/2022	CHARLES SCHWAB	82.00	25,545.46		
418056107	HASBRO INC (HAS)	5/25/2022	CHARLES SCHWAB	199.00	16,472.23		
419879101	HAWAIIAN HOLDINGS (HA)	5/25/2022	CHARLES SCHWAB	754.00	11,664.38		
40412C101	HCA HEALTHCARE INC (HCA)	5/25/2022	CHARLES SCHWAB	20.00	4,129.77		
426281101	HENRY JACK & ASSOC (JKHY)	5/25/2022	CHARLES SCHWAB	38.00	6,977.94		
43300A203	HILTON WORLDWIDE HLD (HLT)	5/25/2022	CHARLES SCHWAB	131.00	17,021.35		
436440101	HOLOGIC INC (HOLX)	5/25/2022	CHARLES SCHWAB	100.00	7,609.50		
437076102	HOME DEPOT INC (HD)	5/25/2022	CHARLES SCHWAB	144.00	42,132.96		
438516106	HONEYWELL INTL INC (HON)	5/25/2022	CHARLES SCHWAB	170.00	31,846.20		
44107P104	HOST HOTELS & RESORT (HST)	5/25/2022	CHARLES SCHWAB	472.00	8,872.94		

1 CUSIP #	2 Description  Give complete and accurate description of each bond and stock. If bonds are serial issues give amounts maturing each year.	3 * Date Acquired	4 Name of Vendor	5 No. of Shares of Stock	6 Cost to Company (Excluding Accrued Interest on Bonds)	7 Par Value of Bonds	8 Paid for Accrued Interest and Dividends
40434L105	HP INC. (HPQ)	5/25/2022	CHARLES SCHWAB	205.00	7,282.63		
444859102	HUMANA INC (HUM)	5/25/2022	CHARLES SCHWAB	11.00	4,854.59		
45167R104	IDEX CORP (IEX)	5/25/2022	CHARLES SCHWAB	50.00	9,208.25		
45168D104	IDEXX LABS INC (IDXX)	5/25/2022	CHARLES SCHWAB	35.00	12,767.30		
452308109	ILLINOIS TOOL WORKS (ITW)	5/25/2022	CHARLES SCHWAB	59.00	11,782.89		
45687V106	INGERSOLL RAND INC (IR)	5/25/2022	CHARLES SCHWAB	267.00	12,123.56		
45841N107	INTERACTIVE BROKERS CLASS A (IBKR)	5/25/2022	CHARLES SCHWAB	202.00	11,394.82		
460146103	INTERNTNL PAPER (IP)	5/25/2022	CHARLES SCHWAB	153.00	7,267.03		
461202103	INTUIT INC (INTU)	5/25/2022	CHARLES SCHWAB	83.00	32,443.04		
46120E602	INTUITIVE SURGICAL (ISRG)	5/25/2022	CHARLES SCHWAB	77.00	16,923.83		
G491BT108	INVESCO LTD F (IVZ)	5/25/2022	CHARLES SCHWAB	640.00	11,780.16		
46432F842	ISHARES MSCI EAFE ETF (IEFA)	5/25/2022	CHARLES SCHWAB	9650.00	623,099.54		
46434G103	ISHARES CORE MSCI EMERGING ETF (IEMG)	5/25/2022	CHARLES SCHWAB	9796.00	492,376.35		
469814107	JACOBS ENGINEERING (J)	5/25/2022	CHARLES SCHWAB	102.00	13,896.65		
478160104	JOHNSON & JOHNSON (JNJ)	5/25/2022	CHARLES SCHWAB	87.00	15,622.59		
G51502105	JOHNSON CONTROLS INTER (JCI)	5/25/2022	CHARLES SCHWAB	284.00	14,550.74		
46625H100	JPMORGAN CHASE & CO (JPM)	5/25/2022	CHARLES SCHWAB	560.00	70,512.96		
501044101	KROGER CO (KR)	5/25/2022	CHARLES SCHWAB	162.00	8,324.22		
512807108	LAM RESEARCH CORP (LRCX)	5/25/2022	CHARLES SCHWAB	48.00	22,943.52		
525327102	LEIDOS HOLDINGS INC (LDOS)	5/25/2022	CHARLES SCHWAB	74.00	7,545.77		
532457108	LILLY ELI & CO (LLY)	5/25/2022	CHARLES SCHWAB	85.00	26,017.75		
G5494J103	LINDE PLC (LIN)	5/25/2022	CHARLES SCHWAB	92.00	28,919.28		
501889208	LKQ CORP (LKQ)	5/25/2022	CHARLES SCHWAB	207.00	10,184.40		
55261F104	M & T BANK CORP (MTB)	5/25/2022	CHARLES SCHWAB	66.00	11,260.92		
562750109	MANHATTAN ASSOCIATES (MANH)	5/25/2022	CHARLES SCHWAB	139.00	16,136.51		
571903202	MARRIOTT INTL INC CLASS A (MAR)	5/25/2022	CHARLES SCHWAB	99.00	15,426.36		
574599106	MASCO CORP (MAS)	5/25/2022	CHARLES SCHWAB	241.00	13,296.93		
580135101	MCDONALDS CORP (MCD)	5/25/2022	CHARLES SCHWAB	116.00	28,263.40		
G5960L103	MEDTRONIC PLC (MDT)	5/25/2022	CHARLES SCHWAB	82.00	8,600.97		
58933Y105	MERCK & CO INC (MRK)	5/25/2022	CHARLES SCHWAB	16.00	1,497.42		
30303M102	META PLATFORMS INC CLASS A (FB)	5/25/2022	CHARLES SCHWAB	499.00	91,050.04		
59156R108	METLIFE INC (MET)	5/25/2022	CHARLES SCHWAB	164.00	10,577.84		
594918104	MICROSOFT CORP (MSFT)	5/25/2022	CHARLES SCHWAB	137.00	35,681.62		
59522J103	MID AMERICA APARTMENT COREIT (MAA)	5/25/2022	CHARLES SCHWAB	65.00	11,640.85		
60770K107	MODERNA INC (MRNA)	5/25/2022	CHARLES SCHWAB	78.00	9,958.65		
609207105	MONDELEZ INTL (MDLZ)	5/25/2022	CHARLES SCHWAB	88.00	5,455.10		

1 CUSIP #	2 Description  Give complete and accurate description of each bond and stock. If bonds are serial issues give amounts maturing each year.	3 * Date Acquired	4 Name of Vendor	5 No. of Shares of Stock	6 Cost to Company (Excluding Accrued Interest on Bonds)	7 Par Value of Bonds	8 Paid for Accrued Interest and Dividends
615369105	MOODYS CORP (MCO)	5/25/2022	CHARLES SCHWAB	74.00	21,567.30		
617446448	MORGAN STANLEY (MS)	5/25/2022	CHARLES SCHWAB	104.00	8,462.39		
620076307	MOTOROLA SOLUTIONS (MSI)	5/25/2022	CHARLES SCHWAB	45.00	9,635.40		
55354G100	MSCI INC (MSCI)	5/25/2022	CHARLES SCHWAB	42.00	17,414.46		
64110L106	NETFLIX INC (NFLX)	5/25/2022	CHARLES SCHWAB	137.00	25,514.20		
65339F101	NEXTERA ENERGY INC (NEE)	5/25/2022	CHARLES SCHWAB	252.00	18,810.92		
655844108	NORFOLK SOUTHERN CO (NSC)	5/25/2022	CHARLES SCHWAB	50.00	11,574.00		
665859104	NORTHERN TRUST CORP (NTRS)	5/25/2022	CHARLES SCHWAB	124.00	13,139.66		
67066G104	NVIDIA CORP (NVDA)	5/25/2022	CHARLES SCHWAB	56.00	9,377.20		
67103H107	O REILLY AUTOMOTIVE (ORLY)	5/25/2022	CHARLES SCHWAB	12.00	7,321.44		
68902V107	OTIS WORLDWIDE CORP (OTIS)	5/25/2022	CHARLES SCHWAB	45.00	3,280.28		
693718108	PACCAR INC (PCAR)	5/25/2022	CHARLES SCHWAB	52.00	4,290.26		
92556H206	PARAMOUNT GLOBAL CLASS B (PARA)	5/25/2022	CHARLES SCHWAB	142.00	4,551.81		
701094104	PARKER-HANNIFIN COR (PPH)	5/25/2022	CHARLES SCHWAB	49.00	12,692.72		
704326107	PAYCHEX INC (PAYX)	5/25/2022	CHARLES SCHWAB	119.00	13,952.16		
717081103	PFIZER (PFE)	5/25/2022	CHARLES SCHWAB	84.00	4,495.26		
718172109	PHILIP MORRIS INTL (PM)	5/25/2022	CHARLES SCHWAB	91.00	9,870.70		
693475105	PNC FINL SERVICES (PNC)	5/25/2022	CHARLES SCHWAB	124.00	20,555.15		
742718109	PROCTER & GAMBLE (PG)	5/25/2022	CHARLES SCHWAB	74.00	10,671.54		
74340W103	PROLOGIS INC. REIT (PLD)	5/25/2022	CHARLES SCHWAB	60.00	7,162.80		
69370C100	PTC INC (PTC)	5/25/2022	CHARLES SCHWAB	76.00	8,272.60		
754730109	RAYMOND JAMES FINL (RJF)	5/25/2022	CHARLES SCHWAB	190.00	17,178.85		
756109104	REALTY INCOME CORP DISCOREIT (O)	5/25/2022	CHARLES SCHWAB	172.00	11,769.96		
75886F107	REGENERON PHARMS INC (REGN)	5/25/2022	CHARLES SCHWAB	23.00	15,808.02		
773903109	ROCKWELL AUTOMATION (ROK)	5/25/2022	CHARLES SCHWAB	65.00	12,772.76		
776696106	ROPER TECHNOLOGIES (ROP)	5/25/2022	CHARLES SCHWAB	55.00	23,454.74		
78410G104	S B A COMMUNICATIONS CLASS A (SBAC)	5/25/2022	CHARLES SCHWAB	33.00	11,407.77		
784117103	S E I INVESTMENTS CO (SEIC)	5/25/2022	CHARLES SCHWAB	251.00	13,810.02		
824348106	SHERWIN WILLIAMS CO (SHW)	5/25/2022	CHARLES SCHWAB	46.00	12,002.32		
827048109	SILGAN HOLDINGS INC (SLGN)	5/25/2022	CHARLES SCHWAB	271.00	11,394.25		
830879102	SKYWEST INC (SKYW)	5/25/2022	CHARLES SCHWAB	458.00	10,969.19		
842587107	SOUTHERN CO (SO)	5/25/2022	CHARLES SCHWAB	71.00	5,346.88		
854502101	STANLEY BLACK & DECK (SWK)	5/25/2022	CHARLES SCHWAB	89.00	10,397.31		
855244109	STARBUCKS CORP (SBUX)	5/25/2022	CHARLES SCHWAB	321.00	23,267.69		
857477103	STATE STREET CORP (STT)	5/25/2022	CHARLES SCHWAB	178.00	12,135.15		
G8473T100	STERIS PLC F (STE)	5/25/2022	CHARLES SCHWAB	52.00	11,890.62		

1 CUSIP #	2 Description  Give complete and accurate description of each bond and stock. If bonds are serial issues give amounts maturing each year.	3 * Date Acquired	4 Name of Vendor	5 No. of Shares of Stock	6 Cost to Company (Excluding Accrued Interest on Bonds)	7 Par Value of Bonds	8 Paid for Accrued Interest and Dividends
860630102	STIFEL FINL CO (SF)	5/25/2022	CHARLES SCHWAB	223.00	13,746.84		
863667101	STRYKER CORP (SYK)	5/25/2022	CHARLES SCHWAB	46.00	10,737.39		
78486Q101	SVB FINL GROUP (SIVB)	5/25/2022	CHARLES SCHWAB	31.00	13,749.91		
871829107	SYSCO CORP (SYY)	5/25/2022	CHARLES SCHWAB	133.00	10,500.35		
74144T108	T ROWE PRICE GROUP (TROW)	5/25/2022	CHARLES SCHWAB	170.00	20,493.50		
879369106	TELEFLEX INCORPORATE (TFX)	5/25/2022	CHARLES SCHWAB	32.00	9,015.05		
880770102	TERADYNE INCORPORATE (TER)	5/25/2022	CHARLES SCHWAB	135.00	13,352.59		
88160R101	TESLA INC (TSLA)	5/25/2022	CHARLES SCHWAB	42.00	27,795.93		
882508104	TEXAS INSTRUMENTS (TXN)	5/25/2022	CHARLES SCHWAB	222.00	37,319.31		
191216100	THE COCA-COLA CO (KO)	5/25/2022	CHARLES SCHWAB	35.00	2,233.00		
872540109	TJX COMPANIES INC (TJX)	5/25/2022	CHARLES SCHWAB	489.00	29,676.53		
872590104	T-MOBILE US INC (TMUS)	5/25/2022	CHARLES SCHWAB	90.00	11,710.81		
G8994E103	TRANE TECHNOLOGIES PLC (TT)	5/25/2022	CHARLES SCHWAB	186.00	24,675.54		
89417E109	TRAVELERS COMPANIES (TRV)	5/25/2022	CHARLES SCHWAB	30.00	5,185.35		
896239100	TRIMBLE INC (TRMB)	5/25/2022	CHARLES SCHWAB	216.00	14,046.72		
89832Q109	TRUIST FINL CORP (TFC)	5/25/2022	CHARLES SCHWAB	369.00	17,365.14		
90184L102	TWITTER (TWTR)	5/25/2022	CHARLES SCHWAB	96.00	3,536.64		
902252105	TYLER TECHNOLOGIES (TYL)	5/25/2022	CHARLES SCHWAB	70.00	23,950.50		
902973304	U S BANCORP (USB)	5/25/2022	CHARLES SCHWAB	330.00	16,706.55		
902653104	UDR INC. REIT (UDR)	5/25/2022	CHARLES SCHWAB	191.00	9,003.66		
907818108	UNION PACIFIC CORP (UNP)	5/25/2022	CHARLES SCHWAB	35.00	7,565.97		
911312106	UNITED PARCEL SRVC (UPS)	5/25/2022	CHARLES SCHWAB	77.00	13,377.21		
91324P102	UNITED HEALTH GRP INC (UNH)	5/25/2022	CHARLES SCHWAB	35.00	17,298.63		
922042858	VANGUARD FTSE EMERGING MARKETS ETF (VWO)	5/25/2022	CHARLES SCHWAB	4738.00	197,693.05		
92343E102	VERISIGN INC (VRSN)	5/25/2022	CHARLES SCHWAB	100.00	16,970.00		
92345Y106	VERISK ANALYTICS INC CLASS A (VRSK)	5/25/2022	CHARLES SCHWAB	89.00	15,089.95		
92532F100	VERTEX PHARMACEUTICA (VRTX)	5/25/2022	CHARLES SCHWAB	14.00	3,776.92		
918204108	VF CORP (VFC)	5/25/2022	CHARLES SCHWAB	338.00	15,831.92		
929089100	VOYA FINL INC (VOYA)	5/25/2022	CHARLES SCHWAB	252.00	16,377.48		
931427108	WALGREENS BOOTS ALLI (WBA)	5/25/2022	CHARLES SCHWAB	224.00	9,470.52		
934423104	WARNER BROTHERS DISCOVER (WBD)	5/25/2022	CHARLES SCHWAB	564.00	9,551.34		
94106L109	WASTE MANAGEMENT INC (WM)	5/25/2022	CHARLES SCHWAB	20.00	3,116.60		
941848103	WATERS CORP (WAT)	5/25/2022	CHARLES SCHWAB	10.00	3,064.60		
949746101	WELLS FARGO & CO (WFC)	5/25/2022	CHARLES SCHWAB	264.00	11,506.44		
95040Q104	WELLTOWER INC REIT (WELL)	5/25/2022	CHARLES SCHWAB	111.00	9,815.62		
962166104	WEYERHAEUSER CO REIT (WY)	5/25/2022	CHARLES SCHWAB	302.00	11,481.86		

1 CUSIP #	2 Description  Give complete and accurate description of each bond and stock. If bonds are serial issues give amounts maturing each year.	3 * Date Acquired	4 Name of Vendor	5 No. of Shares of Stock	6 Cost to Company (Excluding Accrued Interest on Bonds)	7 Par Value of Bonds	8 Paid for Accrued Interest and Dividends
98419M100	XYLEM INC. (XYL)	5/25/2022	CHARLES SCHWAB	137.00	10,912.05		
988498101	YUM BRANDS INC (YUM)	5/25/2022	CHARLES SCHWAB	124.00	14,233.95		
98956P102	ZIMMER BIOMET HLDGS (ZBH)	5/25/2022	CHARLES SCHWAB	88.00	10,416.55		
98978V103	ZOETIS INC (ZTS)	5/25/2022	CHARLES SCHWAB	43.00	6,972.25		
88579Y101	3M CO (MMM)	5/28/2022	CHARLES SCHWAB	161.00	23,184.00		
00846U101	AGILENT TECHNOLOGIES (A)	7/5/2022	CHARLES SCHWAB	142.00	16,865.34		
009158106	AIR PROD & CHEMICALS (APD)	7/5/2022	CHARLES SCHWAB	10.00	2,370.10		
011659109	ALASKA AIR GROUP INC (ALK)	7/5/2022	CHARLES SCHWAB	563.00	23,086.72		
G0176J109	ALLEGION PUBLIC LTD F (ALLE)	7/5/2022	CHARLES SCHWAB	164.00	16,175.32		
G1151C101	ALPHABET INC CLASS C (GOOG)	7/5/2022	CHARLES SCHWAB	57.00	125,779.05		
023135106	AMAZON.COM INC (AMZN)	7/5/2022	CHARLES SCHWAB	1488.00	166,060.80		
02376R102	AMERICAN AIRLS GROUP (AAL)	7/5/2022	CHARLES SCHWAB	788.00	10,405.54		
025816109	AMERICAN EXPRESS CO (AXP)	7/5/2022	CHARLES SCHWAB	104.00	14,277.12		
029899101	AMERICAN STATES WTR (AWR)	7/5/2022	CHARLES SCHWAB	72.00	5,826.46		
03076C106	AMERIPRISE FINL (AMP)	7/5/2022	CHARLES SCHWAB	113.00	26,233.09		
03073E105	AMERISOURCEBERGEN CORP	7/5/2022	CHARLES SCHWAB	84.00	11,729.76		
G0408V102	AON PLC CLASS A (AON)	7/5/2022	CHARLES SCHWAB	5.00	1,358.30		
03750L109	APARTMENT INCOME REIT CO	7/5/2022	CHARLES SCHWAB	349.00	14,371.79		
G27823106	APTIV PLC (APTV)	7/5/2022	CHARLES SCHWAB	125.00	10,985.69		
040413106	ARISTA NETWORKS INC (ANET)	7/5/2022	CHARLES SCHWAB	124.00	11,574.25		
042735100	ARROW ELECTRONICS (ARW)	7/5/2022	CHARLES SCHWAB	146.00	15,549.00		
00206R102	ATT (T)	7/5/2022	CHARLES SCHWAB	315.00	6,578.78		
052769106	AUTODESK INC (ADSK)	7/5/2022	CHARLES SCHWAB	67.00	11,649.29		
053484101	AVALONBAY CMNTYES INC (AVB)	7/5/2022	CHARLES SCHWAB	98.00	18,634.04		
058498106	BALL CORP (BLL)	7/5/2022	CHARLES SCHWAB	123.00	8,392.29		
060505104	BANK OF AMERICA CORP (BAC)	7/5/2022	CHARLES SCHWAB	1746.00	53,375.22		
071813109	BAXTER INTERNATIONAL (BAX)	7/5/2022	CHARLES SCHWAB	276.00	17,760.60		
084670702	BERKSHIRE HATHAWAY (BRK/B)	7/5/2022	CHARLES SCHWAB	55.00	14,966.56		
09247X101	BLACKROCK INC (BLK)	7/5/2022	CHARLES SCHWAB	58.00	35,137.56		
09857L108	BOOKING HOLDINGS INC (BKNG)	7/5/2022	CHARLES SCHWAB	9.00	15,839.84		
101121101	BOSTON PROPERTIES REIT	7/5/2022	CHARLES SCHWAB	121.00	10,883.38		
101137107	BOSTON SCIENTIFIC (BSX)	7/5/2022	CHARLES SCHWAB	670.00	25,058.00		
130788102	CA WATER SERVICE GRP (CWT)	7/5/2022	CHARLES SCHWAB	101.00	5,522.57		
14040H105	CAPITAL ONE FC (COF)	7/5/2022	CHARLES SCHWAB	174.00	18,126.47		
808513105	CHARLES SCHWAB CORP (SCHW)	7/5/2022	CHARLES SCHWAB	369.00	22,979.48		
125509109	CIGNA CORP (CI)	7/5/2022	CHARLES SCHWAB	19.00	4,951.05		

1 CUSIP #	2 Description  Give complete and accurate description of each bond and stock. If bonds are serial issues give amounts maturing each year.	3 * Date Acquired	4 Name of Vendor	5 No. of Shares of Stock	6 Cost to Company (Excluding Accrued Interest on Bonds)	7 Par Value of Bonds	8 Paid for Accrued Interest and Dividends
172908105	CINTAS CORP (CTAS)	7/5/2022	CHARLES SCHWAB	16.00	5,869.52		
174610105	CITIZENS FINL GROUP INC	7/5/2022	CHARLES SCHWAB	525.00	18,487.46		
12571T100	CMC MATLS INC	7/5/2022	CHARLES SCHWAB	54.00	9,300.59		
12572Q105	CME GROUP INC (CME)	7/5/2022	CHARLES SCHWAB	96.00	19,446.54		
192446102	COGNIZANT TECH SOLU (CTSH)	7/5/2022	CHARLES SCHWAB	232.00	15,435.73		
200525103	COMMERCE BANCSHARES	7/5/2022	CHARLES SCHWAB	359.00	23,314.90		
21036P108	CONSTELLATION BRAND (STZ)	7/5/2022	CHARLES SCHWAB	43.00	10,060.71		
216648402	COOPER COMPANIES (COO)	7/5/2022	CHARLES SCHWAB	71.00	22,190.34		
219350105	CORNING INC (GLW)	7/5/2022	CHARLES SCHWAB	324.00	10,107.47		
22052L104	CORTEVA INC	7/5/2022	CHARLES SCHWAB	217.00	11,190.69		
231021106	CUMMINS INC (CMI)	7/5/2022	CHARLES SCHWAB	68.00	12,999.56		
126650100	CVS HEALTH CORP (CVS)	7/5/2022	CHARLES SCHWAB	117.00	10,676.25		
23331A109	D R HORTON CO (DHI)	7/5/2022	CHARLES SCHWAB	184.00	13,016.16		
235851102	DANAHER CORP (DHR)	7/5/2022	CHARLES SCHWAB	108.00	27,265.33		
244199105	DEERE & CO (DE)	7/5/2022	CHARLES SCHWAB	62.00	17,948.85		
247361702	DELTA AIRLINES INC DEL (DAL)	7/5/2022	CHARLES SCHWAB	647.00	18,770.83		
252131107	DEXCOM INC	7/5/2022	CHARLES SCHWAB	126.00	9,605.07		
253868103	DIGITAL REALTY TRUST (DLR)	7/5/2022	CHARLES SCHWAB	84.00	10,652.85		
260003108	DOVER CORP (DOV)	7/5/2022	CHARLES SCHWAB	163.00	19,546.37		
260557103	DOW INC	7/5/2022	CHARLES SCHWAB	254.00	12,669.32		
26441C204	DUKE ENERGY CORP (DUK)	7/5/2022	CHARLES SCHWAB	113.00	11,920.37		
26614N102	DUPONT DE NEMOURS INC	7/5/2022	CHARLES SCHWAB	262.00	13,952.47		
G29183103	EATON CORP PLC (ETN)	7/5/2022	CHARLES SCHWAB	207.00	25,738.38		
278865100	ECOLAB INC (ECL)	7/5/2022	CHARLES SCHWAB	91.00	14,162.33		
291011104	EMERSON ELECTRIC CO (EMR)	7/5/2022	CHARLES SCHWAB	298.00	23,302.11		
29444U700	EQUINIX INC (EQIX)	7/5/2022	CHARLES SCHWAB	21.00	13,711.74		
29476L107	EQUITY RESIDENTIAL (EQR)	7/5/2022	CHARLES SCHWAB	215.00	15,241.35		
29670G102	ESSENTIAL UTILS INC (WTRG)	7/5/2022	CHARLES SCHWAB	99.00	4,482.97		
30161N101	EXELON CORP (EXC)	7/5/2022	CHARLES SCHWAB	143.00	6,174.03		
303075105	FACTSET RESEARCH SYS (FDS)	7/5/2022	CHARLES SCHWAB	29.00	11,259.84		
311900104	FASTENAL CO	7/5/2022	CHARLES SCHWAB	367.00	17,871.07		
313745101	FEDERAL REALTY INVT T LP	7/5/2022	CHARLES SCHWAB	164.00	15,675.94		
31428X106	FEDEX CORP (FDX)	7/5/2022	CHARLES SCHWAB	64.00	14,471.68		
337738108	FISERVE INC (FISV)	7/5/2022	CHARLES SCHWAB	164.00	15,249.54		
345370860	FORD MOTOR CO (F)	7/5/2022	CHARLES SCHWAB	1220.00	13,279.70		
34959E109	FORTINET INC (FTNT)	7/5/2022	CHARLES SCHWAB	190.00	10,954.62		

1 CUSIP #	2 Description  Give complete and accurate description of each bond and stock. If bonds are serial issues give amounts maturing each year.	3 * Date Acquired	4 Name of Vendor	5 No. of Shares of Stock	6 Cost to Company (Excluding Accrued Interest on Bonds)	7 Par Value of Bonds	8 Paid for Accrued Interest and Dividends
H2906T109	GARMIN LTD (GRMN)	7/5/2022	CHARLES SCHWAB	162.00	15,865.47		
369604301	GENERAL ELECTRIC CO (GE)	7/5/2022	CHARLES SCHWAB	324.00	19,767.92		
37045V100	GENERAL MOTORS CO (GM)	7/5/2022	CHARLES SCHWAB	501.00	15,615.72		
37940X102	GLOBAL PAYMENTS INC (GPN)	7/5/2022	CHARLES SCHWAB	89.00	9,716.13		
384109104	GRACO INC	7/5/2022	CHARLES SCHWAB	282.00	16,632.87		
42250P103	HEALTHPEAK PPTYS INC REIT	7/5/2022	CHARLES SCHWAB	429.00	11,074.51		
42824C109	HEWLETT PACKARD ENTERPRI	7/5/2022	CHARLES SCHWAB	1093.00	13,646.65		
444859102	HUMANA INC (HUM)	7/5/2022	CHARLES SCHWAB	4.00	1,847.24		
446150104	HUNTINGTON BANCSH	7/5/2022	CHARLES SCHWAB	1352.00	16,032.29		
459200101	IBM CORP (IBM)	7/5/2022	CHARLES SCHWAB	1.00	136.70		
452327109	ILLUMINA INC (ILMN)	7/5/2022	CHARLES SCHWAB	48.00	9,145.58		
45765U103	INSIGHT ENTERPRISES	7/5/2022	CHARLES SCHWAB	165.00	13,787.66		
458140100	INTEL CORP (INTC)	7/5/2022	CHARLES SCHWAB	1010.00	36,188.20		
45866F104	INTERCONTINENTAL EXC (ICE)	7/5/2022	CHARLES SCHWAB	198.00	18,723.51		
46266C105	IQVIA HOLDINGS INC (IQV)	7/5/2022	CHARLES SCHWAB	76.00	15,947.83		
47233W109	JEFFERIES FINL	7/5/2022	CHARLES SCHWAB	506.00	13,849.17		
477143101	JETBLUE AIRWAYS CORP (JBLU)	7/5/2022	CHARLES SCHWAB	1410.00	11,716.96		
478160104	JOHNSON & JOHNSON (JNJ)	7/5/2022	CHARLES SCHWAB	60.00	10,554.00		
46625H100	JPMORGAN CHASE & CO (JPM)	7/5/2022	CHARLES SCHWAB	88.00	9,705.90		
48203R104	JUNIPER NETWORKS INC	7/5/2022	CHARLES SCHWAB	578.00	15,840.09		
493267108	KEYCORP INC	7/5/2022	CHARLES SCHWAB	1335.00	22,808.07		
49338L103	KEYSIGHT TECH INC (KEYS)	7/5/2022	CHARLES SCHWAB	129.00	17,412.37		
49446R109	KIMCO REALTY CORP REIT	7/5/2022	CHARLES SCHWAB	675.00	13,408.88		
482480100	KLA CORP (KLA)	7/5/2022	CHARLES SCHWAB	63.00	18,204.11		
50540R409	LAB CO OF AMER HLDG (LH)	7/5/2022	CHARLES SCHWAB	51.00	12,098.73		
512815101	LAMAR ADVERTISING CO0050REIT	7/5/2022	CHARLES SCHWAB	155.00	13,548.53		
526057104	LENNAR CORP (LEN)	7/5/2022	CHARLES SCHWAB	162.00	12,247.91		
532457108	LILLY ELI & CO (LLY)	7/5/2022	CHARLES SCHWAB	12.00	3,851.65		
548661107	LOWES COMPANIES INC (LOW)	7/5/2022	CHARLES SCHWAB	200.00	35,415.82		
571748102	MARSH & MC LENNAN CO (MMC)	7/5/2022	CHARLES SCHWAB	16.00	2,459.55		
573284106	MARTIN MARIETTA MATERIAL (MLM)	7/5/2022	CHARLES SCHWAB	59.00	17,181.39		
57636Q104	MASTERCARD INC (MA)	7/5/2022	CHARLES SCHWAB	160.00	50,386.48		
58155Q103	MCKESSON CORP (MCK)	7/5/2022	CHARLES SCHWAB	13.00	4,159.35		
58933Y105	MERCK & CO INC (MRK)	7/5/2022	CHARLES SCHWAB	58.00	5,292.49		
592688105	METTLER TOLEDO INTL (MTD)	7/5/2022	CHARLES SCHWAB	11.00	12,822.01		
595017104	MICROCHIP TECHNOLOGY (MCHP)	7/5/2022	CHARLES SCHWAB	354.00	19,480.62		

1 CUSIP #	2 Description  Give complete and accurate description of each bond and stock. If bonds are serial issues give amounts maturing each year.	3 * Date Acquired	4 Name of Vendor	5 No. of Shares of Stock	6 Cost to Company (Excluding Accrued Interest on Bonds)	7 Par Value of Bonds	8 Paid for Accrued Interest and Dividends
595112103	MICRON TECHNOLOGY (MU)	7/5/2022	CHARLES SCHWAB	373.00	20,485.09		
594918104	MICROSOFT CORP (MSFT)	7/5/2022	CHARLES SCHWAB	7.00	1,805.01		
55306N104	MKS INSTRUMENTS INC	7/5/2022	CHARLES SCHWAB	135.00	12,695.40		
60855R100	MOLINA HEALTHCARE	7/5/2022	CHARLES SCHWAB	40.00	10,937.60		
609207105	MONDELEZ INTL (MDLZ)	7/5/2022	CHARLES SCHWAB	35.00	2,166.50		
631103108	NASDAQ INC (NDAQ)	7/5/2022	CHARLES SCHWAB	119.00	18,490.89		
64110D104	NETAPP INC	7/5/2022	CHARLES SCHWAB	226.00	14,232.51		
65339F101	NEXTERA ENERGY INC (NEE)	7/5/2022	CHARLES SCHWAB	15.00	1,175.09		
654106103	NIKE INC (NKE)	7/5/2022	CHARLES SCHWAB	256.00	26,419.28		
N6596X109	NXP SEMICONDUCTORS F (NXPI)	7/5/2022	CHARLES SCHWAB	68.00	9,607.72		
68389X105	ORACLE CORP (ORCL)	7/5/2022	CHARLES SCHWAB	336.00	23,955.12		
70450Y103	PAYPAL HOLDINGS INCORPOR (PYPL)	7/5/2022	CHARLES SCHWAB	259.00	18,673.90		
713448108	PEPSICO INC (PEP)	7/5/2022	CHARLES SCHWAB	15.00	2,500.22		
744320102	PRUDENTIAL FINL	7/5/2022	CHARLES SCHWAB	166.00	15,464.56		
74736K101	QORVO INC (QRVO)	7/5/2022	CHARLES SCHWAB	143.00	13,204.63		
747525103	QUALCOMM INC (QCOM)	7/5/2022	CHARLES SCHWAB	242.00	29,465.15		
74834L100	QUEST DIAGNOSTIC INC (DGX)	7/5/2022	CHARLES SCHWAB	22.00	2,921.60		
756109104	REALTY INCOME CORP DISCOREIT (O)	7/5/2022	CHARLES SCHWAB	58.00	3,983.76		
7591EP100	REGIONS FINL CO	7/5/2022	CHARLES SCHWAB	878.00	16,281.37		
760759100	REPUBLIC SERVICES (RSG)	7/5/2022	CHARLES SCHWAB	61.00	7,890.25		
761152107	RESMED INC (RMD)	7/5/2022	CHARLES SCHWAB	71.00	15,164.60		
775133101	ROGERS CORP	7/5/2022	CHARLES SCHWAB	27.00	7,043.91		
778296103	ROSS STORES INC (ROST)	7/5/2022	CHARLES SCHWAB	229.00	16,565.86		
78409V104	S & P GLOBAL INC (SPGI)	7/5/2022	CHARLES SCHWAB	80.00	27,092.86		
79466L302	SALESFORCE COM (CRM)	7/5/2022	CHARLES SCHWAB	210.00	35,444.81		
81762P102	SERVICE NOW INC (NOW)	7/5/2022	CHARLES SCHWAB	40.00	19,636.80		
828806109	SIMON PPTY GROUP (SPG)	7/5/2022	CHARLES SCHWAB	149.00	14,250.49		
83088M102	SKYWORKS SOLUTIONS (SWKS)	7/5/2022	CHARLES SCHWAB	140.00	12,866.70		
831865209	SMITH A O (AOS)	7/5/2022	CHARLES SCHWAB	223.00	12,392.11		
842587107	SOUTHERN CO (SO)	7/5/2022	CHARLES SCHWAB	140.00	9,902.20		
844741108	SOUTHWEST AIRLINES (LUV)	7/5/2022	CHARLES SCHWAB	612.00	21,920.00		
78463X509	SPDR INDEX SHARES EMERG (SPEM)	7/5/2022	CHARLES SCHWAB	7934.00	269,358.51		
87165B103	SYNCHRONY FINL (SYF)	7/5/2022	CHARLES SCHWAB	399.00	11,265.77		
871607107	SYNOPSIS INC (SNPS)	7/5/2022	CHARLES SCHWAB	51.00	15,368.53		
871829107	SYSCO CORP (SY)	7/5/2022	CHARLES SCHWAB	38.00	3,236.65		
87612E106	TARGET CORP (TGT)	7/5/2022	CHARLES SCHWAB	88.00	12,545.28		

1 CUSIP #	2 Description  Give complete and accurate description of each bond and stock. If bonds are serial issues give amounts maturing each year.	3 * Date Acquired	4 Name of Vendor	5 No. of Shares of Stock	6 Cost to Company (Excluding Accrued Interest on Bonds)	7 Par Value of Bonds	8 Paid for Accrued Interest and Dividends
H84989104	TE CONNECTIVITY LTD (TEL)	7/5/2022	CHARLES SCHWAB	206.00	22,146.96		
879360105	TELEDYNE TECHNOLOGIE (TDY)	7/5/2022	CHARLES SCHWAB	30.00	11,138.10		
191216100	THE COCA-COLA CO (KO)	7/5/2022	CHARLES SCHWAB	33.00	2,070.42		
872590104	T-MOBILE (TMUS)	7/5/2022	CHARLES SCHWAB	16.00	2,163.49		
89832Q109	TRUIST FINL CORP (TFC)	7/5/2022	CHARLES SCHWAB	152.00	7,215.88		
907818108	UNION PACIFIC CORP (UNP)	7/5/2022	CHARLES SCHWAB	33.00	6,923.40		
910047109	UNITED AIRLINES HOLDINGS (UAL)	7/5/2022	CHARLES SCHWAB	384.00	13,742.59		
91324P102	UNITED HEALTH GRP INC (UNH)	7/5/2022	CHARLES SCHWAB	18.00	8,938.80		
911363109	UNITED RENTALS INC	7/5/2022	CHARLES SCHWAB	57.00	13,755.24		
921943858	VANGUARD FTSE DEVELOPED (VEA)	7/5/2022	CHARLES SCHWAB	15285.00	604,980.30		
92276F100	VENTAS INC REIT	7/5/2022	CHARLES SCHWAB	195.00	9,959.63		
92345Y106	VERISK ANALYTICS INC CLASS A (VRSK)	7/5/2022	CHARLES SCHWAB	8.00	1,388.05		
92343V104	VERIZON COMMUNICATION (VZ)	7/5/2022	CHARLES SCHWAB	726.00	36,768.27		
925652109	VICI PROPERTIES INC	7/5/2022	CHARLES SCHWAB	362.00	10,895.98		
92826C839	VISA INC (V)	7/5/2022	CHARLES SCHWAB	314.00	61,906.67		
929160109	VULCAN MATERIALS COM (VMC)	7/5/2022	CHARLES SCHWAB	114.00	16,032.28		
931142103	WALMART INC (WMT)	7/5/2022	CHARLES SCHWAB	271.00	33,376.77		
254687106	WALT DISNEY CO (DIS)	7/5/2022	CHARLES SCHWAB	449.00	42,506.52		
94106L109	WASTE MANAGEMENT INC (WM)	7/5/2022	CHARLES SCHWAB	60.00	9,093.30		
384802104	WW GRAINGER INC	7/5/2022	CHARLES SCHWAB	34.00	15,233.36		
989207105	ZEBRA TECHNOLOGIES (ZBRA)	7/5/2022	CHARLES SCHWAB	37.00	11,055.05		
98978V103	ZOETIS INC (ZTS)	7/5/2022	CHARLES SCHWAB	4.00	688.28		
00724F101	ADOBE INC (ADBE)	8/15/2022	CHARLES SCHWAB	34.00	15,297.28		
035255108	ANIKA THERAPEUTICS (ANIK)	8/15/2022	CHARLES SCHWAB	65.00	1,477.75		
037833100	APPLE INC (AAPL)	8/15/2022	CHARLES SCHWAB	38.00	6,572.29		
17275R102	CISCO SYSTEMS INC (CSCO)	8/15/2022	CHARLES SCHWAB	153.00	7,101.69		
172967424	CITIGROUP INC (C)	8/15/2022	CHARLES SCHWAB	125.00	6,756.88		
20030N101	COMCAST CORP CLASS A (CMCSA)	8/15/2022	CHARLES SCHWAB	485.00	19,621.06		
36467W109	GAMESTOP CORP CLASS A (GME)	8/15/2022	CHARLES SCHWAB	38.00	1,483.52		
375558103	GILEAD SCIENCES INC (GILD)	8/15/2022	CHARLES SCHWAB	385.00	25,417.70		
437076102	HOME DEPOT INC (HD)	8/15/2022	CHARLES SCHWAB	74.00	23,299.64		
464288158	ISHARES SHORT TERM NTNL MUN BND ETF (SUB)	8/15/2022	CHARLES SCHWAB	3974.00	417,905.44		
G5960L103	MEDTRONIC PLC (MDT)	8/15/2022	CHARLES SCHWAB	75.00	7,151.63		
67066G104	NVIDIA CORP (NVDA)	8/15/2022	CHARLES SCHWAB	32.00	6,041.28		
693391740	PIMCO INTRMEDIATE MUNI BOND ACTV ETF (MUNI)	8/15/2022	CHARLES SCHWAB	11931.00	626,616.12		
75886F107	REGENERON PHARMS INC (REGN)	8/15/2022	CHARLES SCHWAB	20.00	12,744.30		

1 CUSIP #	2 Description  Give complete and accurate description of each bond and stock. If bonds are serial issues give amounts maturing each year.	3 * Date Acquired	4 Name of Vendor	5 No. of Shares of Stock	6 Cost to Company (Excluding Accrued Interest on Bonds)	7 Par Value of Bonds	8 Paid for Accrued Interest and Dividends
78463X509	SPDR INDEX SHARES EMERG (SPEM)	8/15/2022	CHARLES SCHWAB	1093.00	38,671.11		
78464A284	SPDR NUVEEN BLMG HG YL MP BND ETF (HYMB)	8/15/2022	CHARLES SCHWAB	10392.00	548,489.76		
78464A425	SPDR NUVEN BLM SHT TM MPL BND ETF (SHM)	8/15/2022	CHARLES SCHWAB	8780.00	418,278.32		
78463X889	SPDR PORTFOLIO DEVELOPEDWORLD EX-US (SPDW)	8/15/2022	CHARLES SCHWAB	19060.00	585,237.30		
88160R101	TESLA INC (TSLA)	8/15/2022	CHARLES SCHWAB	24.00	22,360.08		
57060U878	VANECK HIGH YIELD MUNI ETF (HYD)	8/15/2022	CHARLES SCHWAB	10002.00	548,609.70		
921937819	VANGUARD INTERMEDIATE TERM BOND ETF (BIV)	8/15/2022	CHARLES SCHWAB	7906.00	627,024.07		
921937835	VANGUARD TOTAL BOND MARKET ETF (BND)	8/15/2022	CHARLES SCHWAB	6155.00	470,352.79		
934423104	WARNER BROTHERS DISCOVER (WBD)	8/15/2022	CHARLES SCHWAB	59.00	779.69		
949746101	WELLS FARGO & CO (WFC)	8/15/2022	CHARLES SCHWAB	151.00	6,912.58		
88579Y101	3M CO (MMM)	9/15/2022	CHARLES SCHWAB	211.00	24,514.76		
002824100	ABBOTT LABORATORIES (ABT)	9/15/2022	CHARLES SCHWAB	393.00	41,249.28		
G1151C101	ACCENTURE PLC (ACN)	9/15/2022	CHARLES SCHWAB	135.00	36,767.61		
00724F101	ADOBE INC (ADBE)	9/15/2022	CHARLES SCHWAB	101.00	31,174.66		
007903107	ADVANCED MICRO DEVIC (AMD)	9/15/2022	CHARLES SCHWAB	214.00	16,346.39		
00846U101	AGILENT TECHNOLOGIES (A)	9/15/2022	CHARLES SCHWAB	40.00	5,310.18		
023135106	AMAZON.COM INC (AMZN)	9/15/2022	CHARLES SCHWAB	75.00	9,445.13		
G0250X107	AMCOR PLC F (AMCR)	9/15/2022	CHARLES SCHWAB	695.00	8,211.29		
025537101	AMERICAN ELECTRIC POWER CO (AEP)	9/15/2022	CHARLES SCHWAB	45.00	4,498.43		
02376R102	AMERICAN AIRLS GROUP (AAL)	9/15/2022	CHARLES SCHWAB	94.00	1,342.97		
030420103	AMERICAN WATER WORKS (AWK)	9/15/2022	CHARLES SCHWAB	27.00	3,979.80		
035255108	ANIKA THERAPEUTICS (ANIK)	9/15/2022	CHARLES SCHWAB	199.00	4,498.28		
037833100	APPLE INC (AAPL)	9/15/2022	CHARLES SCHWAB	264.00	40,076.78		
038222105	APPLIED MATERIALS (AMAT)	9/15/2022	CHARLES SCHWAB	222.00	19,693.22		
052769106	AUTODESK INC (ADSK)	9/15/2022	CHARLES SCHWAB	36.00	7,224.12		
09062X103	BIOGEN INC (BIIB)	9/15/2022	CHARLES SCHWAB	19.00	3,899.98		
09260B382	BLACKROCK STRATEGIC INC (BSIIX)	9/15/2022	CHARLES SCHWAB	54709.26	515,908.35		
11135F101	BROADCOM INC (AVGO)	9/15/2022	CHARLES SCHWAB	26.00	12,951.64		
149123101	CATERPILLAR INC (CAT)	9/15/2022	CHARLES SCHWAB	105.00	19,098.58		
17275R102	CISCO SYSTEMS INC (CSCO)	9/15/2022	CHARLES SCHWAB	814.00	35,124.10		
172967424	CITIGROUP INC (C)	9/15/2022	CHARLES SCHWAB	510.00	24,688.34		
12572Q105	CME GROUP INC (CME)	9/15/2022	CHARLES SCHWAB	83.00	15,857.23		
20030N101	COMCAST CORP CLASS A (CMCSA)	9/15/2022	CHARLES SCHWAB	735.00	24,942.23		
22822V101	CROWN CASTLE INTL CO (CCI)	9/15/2022	CHARLES SCHWAB	114.00	18,436.08		
126408103	CSX CORP (CSX)	9/15/2022	CHARLES SCHWAB	462.00	13,913.13		
235851102	DANAHER CORP (DHR)	9/15/2022	CHARLES SCHWAB	22.00	6,192.23		

1 CUSIP #	2 Description  Give complete and accurate description of each bond and stock. If bonds are serial issues give amounts maturing each year.	3 * Date Acquired	4 Name of Vendor	5 No. of Shares of Stock	6 Cost to Company (Excluding Accrued Interest on Bonds)	7 Par Value of Bonds	8 Paid for Accrued Interest and Dividends
26441C204	DUKE ENERGY CORP (DUK)	9/15/2022	CHARLES SCHWAB	120.00	12,744.00		
28176E108	EDWARDS LIFESCIENCES (EW)	9/15/2022	CHARLES SCHWAB	93.00	8,807.95		
036752103	ELEVANCE HEALTH INC (ELV)	9/15/2022	CHARLES SCHWAB	7.00	3,394.16		
33739N108	FIRST TRUST MANAGED (FMB)	9/15/2022	CHARLES SCHWAB	5482.00	273,988.72		
337738108	FISERVE INC (FISV)	9/15/2022	CHARLES SCHWAB	30.00	3,128.67		
36467W109	GAMESTOP CORP CLASS A (GME)	9/15/2022	CHARLES SCHWAB	46.00	1,309.60		
375558103	GILEAD SCIENCES INC (GILD)	9/15/2022	CHARLES SCHWAB	33.00	2,137.91		
37940X102	GLOBAL PAYMENTS INC (GPN)	9/15/2022	CHARLES SCHWAB	22.00	2,882.11		
38141G104	GOLDMAN SACHS GROUP (GS)	9/15/2022	CHARLES SCHWAB	85.00	28,130.75		
40412C101	HCA HEALTHCARE INC (HCA)	9/15/2022	CHARLES SCHWAB	74.00	15,487.46		
42250P103	HEALTHPEAK PPTYS INC REIT	9/15/2022	CHARLES SCHWAB	177.00	4,563.06		
437076102	HOME DEPOT INC (HD)	9/15/2022	CHARLES SCHWAB	122.00	33,052.24		
438516106	HONEYWELL INTL INC (HON)	9/15/2022	CHARLES SCHWAB	179.00	31,551.44		
452327109	ILLUMINA INC (ILMN)	9/15/2022	CHARLES SCHWAB	17.00	3,417.99		
461202103	INTUIT INC (INTU)	9/15/2022	CHARLES SCHWAB	92.00	38,714.46		
46120E602	INTUITIVE SURGICAL (ISRG)	9/15/2022	CHARLES SCHWAB	110.00	23,069.01		
464288414	ISHARES NATIONAL MUNI (MUB)	9/15/2022	CHARLES SCHWAB	4129.00	432,386.82		
G5494J103	LINDE PLC (LIN)	9/15/2022	CHARLES SCHWAB	94.00	26,586.96		
56063U547	MAINSTAY MACKAY HIGH YIELD (MMHIX)	9/15/2022	CHARLES SCHWAB	45414.44	515,908.00		
57636Q104	MASTERCARD INC (MA)	9/15/2022	CHARLES SCHWAB	9.00	2,843.32		
G5960L103	MEDTRONIC PLC (MDT)	9/15/2022	CHARLES SCHWAB	239.00	21,641.43		
592688105	METTLER TOLEDO INTL (MTD)	9/15/2022	CHARLES SCHWAB	1.00	1,237.69		
60770K107	MODERNA INC (MRNA)	9/15/2022	CHARLES SCHWAB	2.00	271.88		
617446448	MORGAN STANLEY (MS)	9/15/2022	CHARLES SCHWAB	227.00	19,959.86		
64110L106	NETFLIX INC (NFLX)	9/15/2022	CHARLES SCHWAB	42.00	9,870.40		
65339F101	NEXTERA ENERGY INC (NEE)	9/15/2022	CHARLES SCHWAB	27.00	2,311.74		
655844108	NORFOLK SOUTHERN CO (NSC)	9/15/2022	CHARLES SCHWAB	6.00	1,428.50		
666807102	NORTHROP GRUMMAN CORP (NOC)	9/15/2022	CHARLES SCHWAB	6.00	2,902.98		
67065Q574	NUVEEN STRATEGIC MUNICIP (NSIOX)	9/15/2022	CHARLES SCHWAB	45031.26	442,207.00		
67066G104	NVIDIA CORP (NVDA)	9/15/2022	CHARLES SCHWAB	167.00	21,498.75		
N6596X109	NXP SEMICONDUCTORS F (NXPI)	9/15/2022	CHARLES SCHWAB	5.00	792.35		
68389X105	ORACLE CORP (ORCL)	9/15/2022	CHARLES SCHWAB	100.00	6,986.00		
704326107	PAYCHEX INC (PAYX)	9/15/2022	CHARLES SCHWAB	34.00	4,035.12		
70450Y103	PAYPAL HOLDINGS INCORPOR (PYPL)	9/15/2022	CHARLES SCHWAB	37.00	3,560.88		
713448108	PEPSICO INC (PEP)	9/15/2022	CHARLES SCHWAB	45.00	7,442.20		
718172109	PHILIP MORRIS INTL (PM)	9/15/2022	CHARLES SCHWAB	240.00	22,472.40		

1 CUSIP #	2 Description  Give complete and accurate description of each bond and stock. If bonds are serial issues give amounts maturing each year.	3 * Date Acquired	4 Name of Vendor	5 No. of Shares of Stock	6 Cost to Company (Excluding Accrued Interest on Bonds)	7 Par Value of Bonds	8 Paid for Accrued Interest and Dividends
693475105	PNC FINL SERVICES (PNC)	9/15/2022	CHARLES SCHWAB	146.00	24,075.40		
74340W103	PROLOGIS INC (PLD)	9/15/2022	CHARLES SCHWAB	129.00	15,050.69		
744573106	PUB SVC ENTERPRISE GP (PEG)	9/15/2022	CHARLES SCHWAB	42.00	2,783.28		
75886F107	REGENERON PHARMS INC (REGN)	9/15/2022	CHARLES SCHWAB	7.00	4,931.71		
78409V104	S & P GLOBAL INC (SPGI)	9/15/2022	CHARLES SCHWAB	2.00	691.62		
842587107	SOUTHERN CO (SO)	9/15/2022	CHARLES SCHWAB	22.00	1,699.83		
78463X509	SPDR INDEX SHARES EMERG (SPEM)	9/15/2022	CHARLES SCHWAB	9361.00	314,715.88		
78463X889	SPDR PORTFOLIO DVLDP (SPDW)	9/15/2022	CHARLES SCHWAB	2939.00	82,585.61		
863667101	STRYKER CORP (SYK)	9/15/2022	CHARLES SCHWAB	91.00	20,599.67		
871607107	SYNOPSIS INC (SNPS)	9/15/2022	CHARLES SCHWAB	17.00	5,345.51		
87612E106	TARGET CORP (TGT)	9/15/2022	CHARLES SCHWAB	29.00	4,782.30		
88160R101	TESLA INC (TSLA)	9/15/2022	CHARLES SCHWAB	48.00	14,541.12		
882508104	TEXAS INSTRUMENTS (TXN)	9/15/2022	CHARLES SCHWAB	190.00	30,785.70		
883556102	THERMO FISHER SCNTFC (TMO)	9/15/2022	CHARLES SCHWAB	31.00	17,084.68		
872540109	TJX COMPANIES INC (TJX)	9/15/2022	CHARLES SCHWAB	294.00	19,064.43		
90184L102	TWITTER (TWTR)	9/15/2022	CHARLES SCHWAB	16.00	673.36		
902973304	U S BANCORP (USB)	9/15/2022	CHARLES SCHWAB	438.00	20,036.75		
921943858	VANGUARD FTSE DEVELOPED (VEA)	9/15/2022	CHARLES SCHWAB	1254.00	49,854.40		
922042858	VANGUARD FTSE EMERGING (VVO)	9/15/2022	CHARLES SCHWAB	5794.00	232,448.33		
922907878	VANGUARD INTERM-TERM TX EX (VWIUX)	9/15/2022	CHARLES SCHWAB	32607.84	432,380.00		
922907886	VANGUARD LTD-TERM TX-EX (VMLUX)	9/15/2022	CHARLES SCHWAB	36908.26	393,073.00		
922907746	VANGUARD MUNI BND TAX EX (VTEB)	9/15/2022	CHARLES SCHWAB	8804.00	432,537.88		
92343E102	VERISIGN INC (VRSN)	9/15/2022	CHARLES SCHWAB	3.00	524.46		
92532F100	VERTEX PHARMACEUTICAL (VRTX)	9/15/2022	CHARLES SCHWAB	2.00	572.91		
925652109	VICI PROPERTIES INC	9/15/2022	CHARLES SCHWAB	33.00	1,093.13		
92826C839	VISA INC (V)	9/15/2022	CHARLES SCHWAB	17.00	3,311.26		
931142103	WALMART INC (WMT)	9/15/2022	CHARLES SCHWAB	7.00	931.56		
254687106	WALT DISNEY CO (DIS)	9/15/2022	CHARLES SCHWAB	23.00	2,548.06		
934423104	WARNER BROTHERS DISCOVER (WBD)	9/15/2022	CHARLES SCHWAB	730.00	9,617.75		
949746101	WELLS FARGO & CO (WFC)	9/15/2022	CHARLES SCHWAB	472.00	20,829.08		
00206R102	ATT (T)	10/18/2022	CHARLES SCHWAB	1376.00	21,362.40		
00287Y109	ABBVIE INC (ABBV)	10/18/2022	CHARLES SCHWAB	78.00	11,267.01		
004930202	ACTIVISION BLIZZARD (ATVI)	10/18/2022	CHARLES SCHWAB	98.00	7,081.74		
02079K305	ALPHABET INC CLASS A (GOOGL)	10/18/2022	CHARLES SCHWAB	530.00	53,392.20		
G1151C101	ALPHABET INC CLASS C (GOOG)	10/18/2022	CHARLES SCHWAB	598.00	60,658.13		
02209S103	ALTRIA GROUP INC (MO)	10/18/2022	CHARLES SCHWAB	381.00	17,032.61		

1 CUSIP #	2 Description  Give complete and accurate description of each bond and stock. If bonds are serial issues give amounts maturing each year.	3 * Date Acquired	4 Name of Vendor	5 No. of Shares of Stock	6 Cost to Company (Excluding Accrued Interest on Bonds)	7 Par Value of Bonds	8 Paid for Accrued Interest and Dividends
023608102	AMEREN CORP (AEE)	10/18/2022	CHARLES SCHWAB	312.00	24,683.88		
026874784	AMERICAN INTL GROUP (AIG)	10/18/2022	CHARLES SCHWAB	348.00	18,270.00		
03027X100	AMERN TOWER CORP (AMT)	10/18/2022	CHARLES SCHWAB	172.00	33,890.02		
031162100	AMGEN INC (AMGN)	10/18/2022	CHARLES SCHWAB	1.00	251.78		
032095101	AMPHENOL CORP ( APH)	10/18/2022	CHARLES SCHWAB	444.00	31,139.94		
032654105	ANALOG DEVICES INC (ADI)	10/18/2022	CHARLES SCHWAB	294.00	41,431.95		
03662Q105	ANSYS INC (ANSS)	10/18/2022	CHARLES SCHWAB	109.00	23,450.88		
G0408V102	AON PLC CLASS A (AON)	10/18/2022	CHARLES SCHWAB	18.00	5,016.15		
037833100	APPLE INC (AAPL)	10/18/2022	CHARLES SCHWAB	31.00	4,492.70		
039483102	ARCHER-DANIELS-MIDLN (ADM)	10/18/2022	CHARLES SCHWAB	167.00	14,602.48		
040413106	ARISTA NETWORKS INC (ANET)	10/18/2022	CHARLES SCHWAB	37.00	3,932.36		
05722G100	BAKER HUGHES CO. CLASS A (BKR)	10/18/2022	CHARLES SCHWAB	415.00	10,149.16		
064058100	BANK OF NY MELLON CO (BK)	10/18/2022	CHARLES SCHWAB	463.00	18,487.36		
071813109	BAXTER INTERNATIONAL (BAX)	10/18/2022	CHARLES SCHWAB	260.00	14,505.11		
097023105	BOEING CO (BA)	10/18/2022	CHARLES SCHWAB	47.00	6,445.35		
110122108	BRISTOL MYERS SQUIBB (BMY)	10/18/2022	CHARLES SCHWAB	161.00	11,573.79		
125896100	C M S ENERGY CORP (CMS)	10/18/2022	CHARLES SCHWAB	361.00	20,367.62		
14040H105	CAPITAL ONE FC (COF)	10/18/2022	CHARLES SCHWAB	265.00	26,275.84		
12514G108	CDW CORP (CDW)	10/18/2022	CHARLES SCHWAB	126.00	20,444.13		
15135B101	CENTENE CORP (CNC)	10/18/2022	CHARLES SCHWAB	171.00	12,886.25		
808513105	CHARLES SCHWAB CORP (SCHW)	10/18/2022	CHARLES SCHWAB	11.00	753.60		
16119P108	CHARTER COMMUNICATN CLASS A (CHTR)	10/18/2022	CHARLES SCHWAB	48.00	15,874.80		
166764100	CHEVRON CORP (CVX)	10/18/2022	CHARLES SCHWAB	346.00	56,419.97		
169656105	CHIPOTLE MEXICAN GRL (CMG)	10/18/2022	CHARLES SCHWAB	5.00	7,679.95		
H1467J104	CHUBB LTD (CB)	10/18/2022	CHARLES SCHWAB	86.00	16,668.95		
172908105	CINTAS CORP (CTAS)	10/18/2022	CHARLES SCHWAB	13.00	5,197.40		
192446102	COGNIZANT TECH SOLU (CTSH)	10/18/2022	CHARLES SCHWAB	336.00	20,435.52		
20825C104	CONOCOPHILLIPS (COP)	10/18/2022	CHARLES SCHWAB	284.00	33,638.38		
209115104	CONSOLIDATED EDISON (ED)	10/18/2022	CHARLES SCHWAB	57.00	4,828.38		
22052L104	CORTEVA INC	10/18/2022	CHARLES SCHWAB	46.00	2,828.54		
244199105	DEERE & CO (DE)	10/18/2022	CHARLES SCHWAB	3.00	1,114.18		
25179M103	DEVON ENERGY CORP (DVN)	10/18/2022	CHARLES SCHWAB	181.00	12,718.87		
252131107	DEXCOM INC	10/18/2022	CHARLES SCHWAB	7.00	678.48		
260557103	DOW INC (DOW)	10/18/2022	CHARLES SCHWAB	394.00	18,098.39		
281020107	EDISON INTERNTNL (EIX)	10/18/2022	CHARLES SCHWAB	300.00	17,235.00		
285512109	ELECTRONIC ARTS INC (EA)	10/18/2022	CHARLES SCHWAB	88.00	10,810.87		

1 CUSIP #	2 Description  Give complete and accurate description of each bond and stock. If bonds are serial issues give amounts maturing each year.	3 * Date Acquired	4 Name of Vendor	5 No. of Shares of Stock	6 Cost to Company (Excluding Accrued Interest on Bonds)	7 Par Value of Bonds	8 Paid for Accrued Interest and Dividends
26875P101	EOG RESOURCES INC (EOG)	10/18/2022	CHARLES SCHWAB	153.00	19,064.57		
294429105	EQUIFAX INC (EFX)	10/18/2022	CHARLES SCHWAB	100.00	16,634.25		
29444U700	EQUINIX INC (EQIX)	10/18/2022	CHARLES SCHWAB	45.00	24,337.53		
30040W108	EVERSOURCE ENERGY (ES)	10/18/2022	CHARLES SCHWAB	218.00	16,451.96		
30231G102	EXXON MOBIL CORP (XOM)	10/18/2022	CHARLES SCHWAB	778.00	78,754.06		
303075105	FACTSET RESEARCH SYS (FDS)	10/18/2022	CHARLES SCHWAB	1.00	408.08		
311900104	FASTENAL CO	10/18/2022	CHARLES SCHWAB	443.00	21,060.22		
31428X106	FEDEX CORP (FDX)	10/18/2022	CHARLES SCHWAB	104.00	16,325.40		
31620M106	FIDELITY NATL INFO (FIS)	10/18/2022	CHARLES SCHWAB	196.00	15,183.14		
316773100	FIFTH THIRD BANCORP (FITB)	10/18/2022	CHARLES SCHWAB	740.00	25,734.24		
34959E109	FORTINET INC (FTNT)	10/18/2022	CHARLES SCHWAB	265.00	13,657.84		
35671D857	FREEMPORT-MCMORAN INC (FCX)	10/18/2022	CHARLES SCHWAB	646.00	18,378.70		
369550108	GENERAL DYNAMICS CO (GD)	10/18/2022	CHARLES SCHWAB	59.00	14,016.63		
369604301	GENERAL ELECTRIC CO (GE)	10/18/2022	CHARLES SCHWAB	38.00	2,674.79		
370334104	GENERAL MILLS INC (GIS)	10/18/2022	CHARLES SCHWAB	136.00	10,655.60		
G3922B107	GENPACT LIMITED F (G)	10/18/2022	CHARLES SCHWAB	8.00	366.07		
406216101	HALLIBURTON CO HLDG (HAL)	10/18/2022	CHARLES SCHWAB	555.00	17,096.78		
427866108	HERSHEY CO (HSY)	10/18/2022	CHARLES SCHWAB	2.00	453.57		
446150104	HUNTINGTON BANCSHS	10/18/2022	CHARLES SCHWAB	190.00	2,678.24		
45168D104	IDEXX LABS INC (IDXX)	10/18/2022	CHARLES SCHWAB	50.00	17,181.47		
452308109	ILLINOIS TOOL WORKS (ITW)	10/18/2022	CHARLES SCHWAB	118.00	22,715.00		
458140100	INTEL CORP (INTC)	10/18/2022	CHARLES SCHWAB	1250.00	32,306.25		
46266C105	IQVIA HOLDINGS INC (IQV)	10/18/2022	CHARLES SCHWAB	82.00	15,082.42		
46432F842	ISHARES MSCI EAFE ETF (IEFA)	10/18/2022	CHARLES SCHWAB	11587.00	629,058.23		
46434G103	ISHARES CORE MSCI (IEMG)	10/18/2022	CHARLES SCHWAB	14427.00	624,833.37		
464287465	ISHARES MSCI EAFE ETF (EFA)	10/18/2022	CHARLES SCHWAB	1292.00	74,600.08		
469814107	JACOBS ENGINEERING (J)	10/18/2022	CHARLES SCHWAB	155.00	18,100.88		
47233W109	JEFFERIES FINL (JEF)	10/18/2022	CHARLES SCHWAB	64.00	2,083.20		
478160104	JOHNSON & JOHNSON (JNJ)	10/18/2022	CHARLES SCHWAB	147.00	24,371.34		
G51502105	JOHNSON CONTROLS INTER (JCI)	10/18/2022	CHARLES SCHWAB	442.00	23,465.56		
46625H100	JPMORGAN CHASE & CO (JPM)	10/18/2022	CHARLES SCHWAB	655.00	77,432.53		
49338L103	KEYSIGHT TECH INC (KEYS)	10/18/2022	CHARLES SCHWAB	18.00	2,902.95		
49456B101	KINDER MORGAN INC (KMI)	10/18/2022	CHARLES SCHWAB	874.00	15,570.31		
502431109	L3HARRIS TECHNOLOGIES IN (LHX)	10/18/2022	CHARLES SCHWAB	66.00	15,579.30		
512807108	LAM RESEARCH CORP (LRCX)	10/18/2022	CHARLES SCHWAB	75.00	24,111.59		
532457108	LILLY ELI & CO (LLY)	10/18/2022	CHARLES SCHWAB	17.00	5,640.50		

1 CUSIP #	2 Description  Give complete and accurate description of each bond and stock. If bonds are serial issues give amounts maturing each year.	3 * Date Acquired	4 Name of Vendor	5 No. of Shares of Stock	6 Cost to Company (Excluding Accrued Interest on Bonds)	7 Par Value of Bonds	8 Paid for Accrued Interest and Dividends
539830109	LOCKHEED MARTIN CORP (LMT)	10/18/2022	CHARLES SCHWAB	50.00	21,643.95		
548661107	LOWES COMPANIES INC (LOW)	10/18/2022	CHARLES SCHWAB	7.00	1,352.89		
55261F104	M & T BANK CORP (MTB)	10/18/2022	CHARLES SCHWAB	87.00	16,407.16		
56585A102	MARATHON PETE CORP (MPC)	10/18/2022	CHARLES SCHWAB	166.00	17,992.91		
571748102	MARSH & MC LENNAN CO (MMC)	10/18/2022	CHARLES SCHWAB	46.00	7,222.35		
573284106	MARTIN MARIETTA MATERIAL (MLM)	10/18/2022	CHARLES SCHWAB	16.00	5,126.16		
580135101	MCDONALDS CORP (MCD)	10/18/2022	CHARLES SCHWAB	49.00	12,220.35		
58933Y105	MERCK & CO INC (MRK)	10/18/2022	CHARLES SCHWAB	46.00	4,371.33		
30303M102	META PLATFORMS INC CLASS A (FB)	10/18/2022	CHARLES SCHWAB	450.00	60,005.25		
59156R108	METLIFE INC (MET)	10/18/2022	CHARLES SCHWAB	373.00	25,147.66		
595017104	MICROCHIP TECHNOLOGY (MCHP)	10/18/2022	CHARLES SCHWAB	134.00	7,936.82		
595112103	MICRON TECHNOLOGY (MU)	10/18/2022	CHARLES SCHWAB	425.00	22,303.83		
615369105	MOODYS CORP (MCO)	10/18/2022	CHARLES SCHWAB	95.00	23,387.10		
620076307	MOTOROLA SOLUTIONS (MSI)	10/18/2022	CHARLES SCHWAB	70.00	15,745.86		
665859104	NORTHERN TRUST CORP (NTRS)	10/18/2022	CHARLES SCHWAB	188.00	16,235.85		
674599105	OCCIDENTAL PETROL CO (OXY)	10/18/2022	CHARLES SCHWAB	184.00	12,512.00		
713448108	PEPSICO INC (PEP)	10/18/2022	CHARLES SCHWAB	21.00	3,668.70		
717081103	PFIZER (PFE)	10/18/2022	CHARLES SCHWAB	817.00	35,956.01		
718546104	PHILLIPS 66 (PSX)	10/18/2022	CHARLES SCHWAB	148.00	14,251.66		
723787107	PIONEER NATURAL RES (PXD)	10/18/2022	CHARLES SCHWAB	67.00	16,455.66		
69351T106	PPL CORP (PPL)	10/18/2022	CHARLES SCHWAB	839.00	21,256.40		
742718109	PROCTER & GAMBLE (PG)	10/18/2022	CHARLES SCHWAB	197.00	25,299.94		
75513E101	RAYTHEON TECHNOLOGIES CO (RTX)	10/18/2022	CHARLES SCHWAB	174.00	15,243.27		
756109104	REALTY INCOME CORP DISCOREIT (O)	10/18/2022	CHARLES SCHWAB	598.00	34,964.94		
7591EP100	REGIONS FINL CO	10/18/2022	CHARLES SCHWAB	13.00	280.66		
773903109	ROCKWELL AUTOMATION (ROK)	10/18/2022	CHARLES SCHWAB	11.00	2,587.92		
776696106	ROPER TECHNOLOGIES (ROP)	10/18/2022	CHARLES SCHWAB	51.00	19,064.78		
778296103	ROSS STORES INC (ROST)	10/18/2022	CHARLES SCHWAB	32.00	2,716.97		
79466L302	SALESFORCE COM (CRM)	10/18/2022	CHARLES SCHWAB	203.00	31,235.65		
806857108	SCHLUMBERGER LTD F (SLB)	10/18/2022	CHARLES SCHWAB	458.00	20,018.72		
816851109	SEMPRA (SRE)	10/18/2022	CHARLES SCHWAB	42.00	6,107.75		
81762P102	SERVICE NOW INC (NOW)	10/18/2022	CHARLES SCHWAB	62.00	22,030.77		
824348106	SHERWIN WILLIAMS CO (SHW)	10/18/2022	CHARLES SCHWAB	81.00	17,190.59		
828806109	SIMON PPTY GROUP (SPG)	10/18/2022	CHARLES SCHWAB	137.00	13,525.83		
855244109	STARBUCKS CORP (SBUX)	10/18/2022	CHARLES SCHWAB	57.00	5,059.31		
857477103	STATE STREET CORP (STT)	10/18/2022	CHARLES SCHWAB	280.00	17,712.80		

1 CUSIP #	2 Description  Give complete and accurate description of each bond and stock. If bonds are serial issues give amounts maturing each year.	3 * Date Acquired	4 Name of Vendor	5 No. of Shares of Stock	6 Cost to Company (Excluding Accrued Interest on Bonds)	7 Par Value of Bonds	8 Paid for Accrued Interest and Dividends
87165B103	SYNCHRONY FINL (SYF)	10/18/2022	CHARLES SCHWAB	168.00	5,491.90		
74144T108	T ROWE PRICE GROUP (TROW)	10/18/2022	CHARLES SCHWAB	192.00	20,044.38		
H84989104	TE CONNECTIVITY LTD (TEL)	10/18/2022	CHARLES SCHWAB	74.00	8,361.51		
88160R101	TESLA INC (TSLA)	10/18/2022	CHARLES SCHWAB	49.00	10,815.77		
191216100	THE COCA-COLA CO (KO)	10/18/2022	CHARLES SCHWAB	225.00	12,664.91		
00BK9ZQ96	TRANE TECHNOLOGIES PLC (TT)	10/18/2022	CHARLES SCHWAB	17.00	2,532.78		
911363109	UNITED RENTALS INC (URI)	10/18/2022	CHARLES SCHWAB	17.00	4,993.58		
91913Y100	VALERO ENERGY CORP (VLO)	10/18/2022	CHARLES SCHWAB	107.00	12,737.71		
92343V104	VERIZON COMMUNICATION (VZ)	10/18/2022	CHARLES SCHWAB	774.00	28,710.76		
929160109	VULCAN MATERIALS COM (VMC)	10/18/2022	CHARLES SCHWAB	31.00	4,918.94		
976657106	W E C ENERGY GROUP INC (WEC)	10/18/2022	CHARLES SCHWAB	177.00	15,469.92		
95040Q104	WELLTOWER INC REIT (WELL)	10/18/2022	CHARLES SCHWAB	388.00	23,548.11		
384802104	WW GRAINGER INC	10/18/2022	CHARLES SCHWAB	1.00	528.64		
98389B100	XCEL ENERGY INC (XEL)	10/18/2022	CHARLES SCHWAB	308.00	18,894.11		
G1151C101	ACCENTURE PLC (ACN)	11/21/2022	CHARLES SCHWAB	108.00	31,032.07		
00724F101	ADOBE INC (ADBE)	11/21/2022	CHARLES SCHWAB	100.00	32,341.69		
007903107	ADVANCED MICRO DEVIC (AMD)	11/21/2022	CHARLES SCHWAB	312.00	22,536.07		
025816109	AMERICAN EXPRESS CO (AXP)	11/21/2022	CHARLES SCHWAB	140.00	21,349.93		
038222105	APPLIED MATERIALS (AMAT)	11/21/2022	CHARLES SCHWAB	97.00	10,155.82		
05722G100	BAKER HUGHES CO. CLASS A (BKR)	11/21/2022	CHARLES SCHWAB	19.00	542.79		
09247X101	BLACKROCK INC (BLK)	11/21/2022	CHARLES SCHWAB	21.00	15,120.08		
09260B382	BLACKROCK STRATEGIC INC (BSIX)	11/21/2022	CHARLES SCHWAB	2316.29	21,425.71		
11135F101	BROADCOM INC (AVGO)	11/21/2022	CHARLES SCHWAB	36.00	18,673.38		
166764100	CHEVRON CORP (CVX)	11/21/2022	CHARLES SCHWAB	34.00	6,158.28		
17275R102	CISCO SYSTEMS INC (CSCO)	11/21/2022	CHARLES SCHWAB	534.00	25,474.74		
172967424	CITIGROUP INC (C)	11/21/2022	CHARLES SCHWAB	386.00	18,823.29		
20030N101	COMCAST CORP CLASS A (CMCSA)	11/21/2022	CHARLES SCHWAB	1122.00	38,265.81		
22160K105	COSTCO WHOLESALE CO (COST)	11/21/2022	CHARLES SCHWAB	23.00	12,079.14		
30231G102	EXXON MOBIL CORP (XOM)	11/21/2022	CHARLES SCHWAB	35.00	3,884.51		
33739N108	FIRST TRUST MANAGED (FMB)	11/21/2022	CHARLES SCHWAB	198.00	9,869.31		
437076102	HOME DEPOT INC (HD)	11/21/2022	CHARLES SCHWAB	86.00	27,215.13		
459200101	IBM CORP (IBM)	11/21/2022	CHARLES SCHWAB	176.00	25,901.92		
46120E602	INTUITIVE SURGICAL (ISRG)	11/21/2022	CHARLES SCHWAB	73.00	19,151.92		
464288414	ISHARES NATIONAL MUNI (MUB)	11/21/2022	CHARLES SCHWAB	131.00	13,737.96		
G5494J103	LINDE PLC (LIN)	11/21/2022	CHARLES SCHWAB	47.00	15,750.22		
56063U547	MAINSTAY MACKAY HIGH YIELD (MMHIX)	11/21/2022	CHARLES SCHWAB	1041.22	11,713.71		

1 CUSIP #	2 Description <small>Give complete and accurate description of each bond and stock. If bonds are serial issues give amounts maturing each year.</small>	3 * Date Acquired	4 Name of Vendor	5 No. of Shares of Stock	6 Cost to Company (Excluding Accrued Interest on Bonds)	7 Par Value of Bonds	8 Paid for Accrued Interest and Dividends
57636Q104	MASTERCARD INC (MA)	11/21/2022	CHARLES SCHWAB	13.00	4,417.47		
G5960L103	MEDTRONIC PLC (MDT)	11/21/2022	CHARLES SCHWAB	213.00	17,594.87		
594918104	MICROSOFT CORP (MSFT)	11/21/2022	CHARLES SCHWAB	327.00	79,366.14		
617446448	MORGAN STANLEY (MS)	11/21/2022	CHARLES SCHWAB	176.00	15,719.44		
65339F101	NEXTERA ENERGY INC (NEE)	11/21/2022	CHARLES SCHWAB	281.00	23,423.65		
654106103	NIKE INC (NKE)	11/21/2022	CHARLES SCHWAB	196.00	20,424.55		
666807102	NORTHROP GRUMMAN CORP (NOC)	11/21/2022	CHARLES SCHWAB	4.00	2,122.52		
67065Q574	NUVEEN STRATEGIC MUNICIP (NSIOX)	11/21/2022	CHARLES SCHWAB	1450.20	14,066.89		
67066G104	NVIDIA CORP (NVDA)	11/21/2022	CHARLES SCHWAB	161.00	24,666.01		
68389X105	ORACLE CORP (ORCL)	11/21/2022	CHARLES SCHWAB	67.00	5,353.01		
704326107	PAYCHEX INC (PAYX)	11/21/2022	CHARLES SCHWAB	32.00	3,896.32		
70450Y103	PAYPAL HOLDINGS INCORPOR (PYPL)	11/21/2022	CHARLES SCHWAB	12.00	977.66		
718172109	PHILIP MORRIS INTL (PM)	11/21/2022	CHARLES SCHWAB	194.00	18,821.88		
74340W103	PROLOGIS INC (PLD)	11/21/2022	CHARLES SCHWAB	94.00	10,730.01		
74460D109	PUBLIC STORAGE (PSA)	11/21/2022	CHARLES SCHWAB	5.00	1,471.25		
78409V104	S & P GLOBAL INC (SPGI)	11/21/2022	CHARLES SCHWAB	41.00	14,266.36		
78463X509	SPDR INDEX SHARES EMERG (SPEM)	11/21/2022	CHARLES SCHWAB	1493.00	48,880.67		
863667101	STRYKER CORP (SYK)	11/21/2022	CHARLES SCHWAB	64.00	14,389.76		
907818108	UNION PACIFIC CORP (UNP)	11/21/2022	CHARLES SCHWAB	36.00	7,664.40		
911312106	UNITED PARCEL SRVC (UPS)	11/21/2022	CHARLES SCHWAB	53.00	9,540.11		
91913Y100	VALERO ENERGY CORP (VLO)	11/21/2022	CHARLES SCHWAB	25.00	3,419.00		
922907878	VANGUARD INTERM-TERM TX EX (VWIUX)	11/21/2022	CHARLES SCHWAB	1128.63	14,943.06		
922907886	VANGUARD LTD-TERM TX-EX (VMLUX)	11/21/2022	CHARLES SCHWAB	1530.15	16,234.88		
922907746	VANGUARD MUNI BND TAX EX (VTEB)	11/21/2022	CHARLES SCHWAB	288.00	14,168.16		
925652109	VICI PROPERTIES INC	11/21/2022	CHARLES SCHWAB	58.00	1,889.35		
92826C839	VISA INC (V)	11/21/2022	CHARLES SCHWAB	20.00	4,146.70		
949746101	WELLS FARGO & CO (WFC)	11/21/2022	CHARLES SCHWAB	296.00	13,821.21		



2022 ANNUAL STATEMENT OF THE

SANDY AND BEAVER INSURANCE COMPANY

SCHEDULE D - PART 4

Showing all Bonds and Preferred & Common Stocks SOLD, REDEEMED OR Otherwise DISPOSED OF During the Current Year

Bonds, preferred stocks, common stocks and mutual funds to be grouped separately.

1	2	3	4	5	6	7	8	9	10	11	12	13	14	15
Cusip #	Description	Date Sold	Name of Purchaser (if matured or called under redemption option, so state and give price at which called.)	No. of Shares of Stock	Consideration (Excluding Accrued Interest on Bonds)	Par Value of Bonds	Cost to Company (Excluding Accrued Interest on Bonds)	Book Value at Date of Sale	Increase, By Adjustment in Book Value During Year	Decrease, By Adjustment in Book Value During Year	Profit on Sale	Loss on Sale	Interest on Bonds Received During Year (including accrued interest on bonds sold)	Dividends on Stocks Received During Year (including accrued dividends on stocks sold)
313385C38	FED HOME LN DISC NT	8/4/2022	HUNTINGTON		199,534.17	200,000.00	199,534.17	199,534.17			-		465.83	
91282CAG6	US TREASURY N/B .125% 8/31/22	8/31/2022	HUNTINGTON		150,000.00	150,000.00	150,000.00	150,000.00			-		187.50	
254673CL8	DISCOVER BANK MEDIUM TERM	9/13/2022	HUNTINGTON		247,000.00	247,000.00	246,421.30	246,421.30			578.70		5,804.50	
912828M80	US TREASURY N/B 2% 11/30/22	9/15/2022	HUNTINGTON		149,595.70	150,000.00	150,000.00	150,000.00				404.30	2,385.25	
810227AQ1	SCOTTS VLY CA PUBLIC FING AUTH LEASE	10/3/2022	HUNTINGTON		100,000.00	100,000.00	100,000.00	100,000.00					1,145.50	
62479MLE2	MUFG BANK LTD NY BRAN C/P	10/14/2022	HUNTINGTON		99,267.42	100,000.00	99,267.42	99,267.42					732.58	
3130AKDH6	FHLB .125% 10/21/22	10/21/2022	HUNTINGTON		200,000.00	200,000.00	200,000.00	200,000.00					125.00	
3134GXER1	FHLMC .2% 12/1/22	12/1/2022	HUNTINGTON		120,000.00	120,000.00	120,000.00	120,000.00					120.00	
46640QMF5	JP MORGAN SECURITIES C/P	12/15/2022	HUNTINGTON		98,775.00	100,000.00	98,775.00	98,775.00					1,225.00	
387883WL1	GRANT WA PUD#2 A PRIEST	1/3/2022	MERRILL LYNCH		15,000.00	15,000.00	15,000.00	15,000.00					225.00	
670386QV6	NUECES CNTY TEX LTD TAX	2/15/2022	MERRILL LYNCH		15,000.00	15,000.00	15,000.00	15,000.00					300.00	
681810MH7	OMAHA NEB SAN SE REV	4/1/2022	MERRILL LYNCH		25,000.00	25,000.00	25,000.00	25,000.00					500.00	
134041JQ6	CAMPBELL & KENTON CNTYS	8/1/2022	MERRILL LYNCH		40,000.00	40,000.00	40,000.00	40,000.00					2,000.00	
318045NU1	FINNEY CNTY KANS UNI SCH	9/1/2022	MERRILL LYNCH		20,000.00	20,000.00	20,000.00	20,000.00					1,000.00	
7087964L8	PENNSYLVANIA HSG FIN AGY	10/3/2022	MERRILL LYNCH		20,000.00	20,000.00	20,000.00	20,000.00					570.00	
134655DK2	CAMPTON TWP ILL GO REF	12/15/2022	MERRILL LYNCH		20,000.00	20,000.00	20,000.00	20,000.00					1,000.00	
002824100	ABBOTT LABS (ABT)	1/24/2022	MERRILL LYNCH	160.00	19,578.19		12,523.61				7,054.58			
74340W103	PROLOGIS INC (PLD)	1/24/2022	MERRILL LYNCH	62.00	9,433.85		4,683.41				4,750.44			
09247X101	BLACKROCK INC (BLK)	1/24/2022	MERRILL LYNCH	29.00	22,417.17		12,423.87				9,993.30			
14448C104	CARRIER GLOBAL CORP REG (CARR)	1/24/2022	MERRILL LYNCH	227.00	10,594.58		10,176.54				418.04			359.40
22160K105	COSTCO WHOLESALE CORP (COST)	1/24/2022	MERRILL LYNCH	19.00	9,034.79		8,556.68				478.11			
254687106	DISNEY (WALT) CO (DIS)	1/24/2022	MERRILL LYNCH	33.00	4,328.02		4,715.89					387.87		
437076102	HOME DEPOT INC (HD)	1/24/2022	MERRILL LYNCH	43.00	15,092.84		10,962.79				4,130.05			
573874104	MARVELL TECH INC (MRVL)	1/24/2022	MERRILL LYNCH	437.00	30,784.67		25,942.13				4,842.54			
595017104	MICROSOFT CORP (MSFT)	1/24/2022	MERRILL LYNCH	166.00	47,424.53		35,976.80				11,447.73			
74340W103	PROLOGIS INC (PLD)	1/25/2022	MERRILL LYNCH	64.00	9,763.48		4,834.48				4,929.00			
09247X101	BLACKROCK INC (BLK)	1/25/2022	MERRILL LYNCH	10.00	7,761.62		4,284.09				3,477.53			
14448C104	CARRIER GLOBAL CORP REG (CARR)	1/25/2022	MERRILL LYNCH	118.00	5,553.23		5,365.58				187.65			
573874104	MARVELL TECH INC (MRVL)	1/25/2022	MERRILL LYNCH	29.00	2,004.14		1,775.26				228.88			
14448C104	CARRIER GLOBAL CORP REG (CARR)	1/26/2022	MERRILL LYNCH	69.00	3,262.72		3,186.27				76.45			
14448C104	CARRIER GLOBAL CORP REG (CARR)	1/27/2022	MERRILL LYNCH	77.00	3,609.96		3,535.68				74.28			
14448C104	CARRIER GLOBAL CORP REG (CARR)	2/1/2022	MERRILL LYNCH	155.00	7,138.36		7,109.04				29.32			
037833100	APPLE INC (AAPL)	2/28/2022	MERRILL LYNCH	27.00	4,200.09		3,079.93				1,120.16			
H2906T109	GARMIN LTD (GRMN)	2/28/2022	MERRILL LYNCH	171.00	18,718.43		22,091.30					3,372.87		

1	2	3	4	5	6	7	8	9	10	11	12	13	14	15
Cusip #	Description	Date Sold	Name of Purchaser (If matured or called under redemption option, so state and give price at which called.)	No. of Shares of Stock	Consideration (Excluding Accrued Interest on Bonds)	Par Value of Bonds	Cost to Company (Excluding Accrued Interest on Bonds)	Book Value at Date of Sale	Increase, By Adjustment in Book Value During Year	Decrease, By Adjustment in Book Value During Year	Profit on Sale	Loss on Sale	Interest on Bonds Received During Year (including accrued interest on bonds sold)	Dividends on Stocks Received During Year (Including accrued dividends on stocks sold)
595017104	MICROCHIP TECHNOLOGY INC (MCHP)	2/28/2022	MERRILL LYNCH	323.00	22,453.38		12,321.44				10,131.94			231.24
H2906T109	GARMIN LTD (GRMN)	3/1/2022	MERRILL LYNCH	72.00	8,040.19		9,286.91					1,246.72		
595017104	MICROCHIP TECHNOLOGY INC (MCHP)	3/1/2022	MERRILL LYNCH	215.00	15,427.22		8,201.57				7,225.65			
H2906T109	GARMIN LTD (GRMN)	3/2/2022	MERRILL LYNCH	49.00	5,406.95		6,258.85					851.90		
595017104	MICROCHIP TECHNOLOGY INC (MCHP)	3/2/2022	MERRILL LYNCH	128.00	8,997.43		4,882.80				4,114.63			
H2906T109	GARMIN LTD (GRMN)	3/3/2022	MERRILL LYNCH	14.00	1,537.47		1,752.90					215.43		
595017104	MICROCHIP TECHNOLOGY INC (MCHP)	3/3/2022	MERRILL LYNCH	107.00	7,313.79		4,081.71				3,232.08			
595017104	MICROCHIP TECHNOLOGY INC (MCHP)	3/4/2022	MERRILL LYNCH	139.00	9,706.11		5,302.42				4,403.69			
595017104	MICROCHIP TECHNOLOGY INC (MCHP)	3/7/2022	MERRILL LYNCH	2.00	137.38						81.09			
172967424	CITIGROUP INC (C)	4/1/2022	MERRILL LYNCH	383.00	21,157.88		24,484.85					3,326.97		776.22
20825C104	CONOCOPHILLIPS (COP)	4/1/2022	MERRILL LYNCH	70.00	7,082.78		4,225.80				2,856.98			
437076102	HOME DEPOT INC (HD)	4/1/2022	MERRILL LYNCH	92.00	28,544.75		21,175.36				7,369.39			
502431109	L3HARRIS TECHNOLOGIES (LHX)	4/1/2022	MERRILL LYNCH	33.00	8,305.03		7,958.35				346.68			
573874104	MARVELL TECH INC (MRVL)	4/1/2022	MERRILL LYNCH	107.00	7,907.74		5,501.29				2,406.45			
172967424	CITIGROUP INC (C)	4/4/2022	MERRILL LYNCH	298.00	16,132.17		20,272.37					4,140.20		
20825C104	CONOCOPHILLIPS (COP)	4/4/2022	MERRILL LYNCH	144.00	14,626.88		8,775.41				5,851.47			
437076102	HOME DEPOT INC (HD)	4/4/2022	MERRILL LYNCH	32.00	9,732.44		9,131.87				600.57			
502431109	L3HARRIS TECHNOLOGIES (LHX)	4/4/2022	MERRILL LYNCH	4.00	1,007.59		971.59				36.00			
573874104	MARVELL TECH INC (MRVL)	4/4/2022	MERRILL LYNCH	82.00	5,976.10		4,130.15				1,845.95			
172967424	CITIGROUP INC (C)	4/5/2022	MERRILL LYNCH	458.00	23,996.14		28,253.51					4,257.37		
20825C104	CONOCOPHILLIPS (COP)	4/5/2022	MERRILL LYNCH	87.00	8,776.53		5,318.84				3,457.69			
573874104	MARVELL TECH INC (MRVL)	4/5/2022	MERRILL LYNCH	92.00	6,521.27		4,633.82				1,887.45			
172967424	CITIGROUP INC (C)	4/6/2022	MERRILL LYNCH	382.00	19,970.44		25,703.30					5,732.86		
20825C104	CONOCOPHILLIPS (COP)	4/6/2022	MERRILL LYNCH	109.00	10,957.11		6,752.13				4,204.98			
20825C104	CONOCOPHILLIPS (COP)	4/7/2022	MERRILL LYNCH	56.00	5,569.16		3,674.96				1,894.20			
20825C104	CONOCOPHILLIPS (COP)	4/7/2022	MERRILL LYNCH	88.00	8,642.09		5,968.51				2,673.58			
14448C104	CARRIER GLOBAL CORP REG (CARR)	5/2/2022	MERRILL LYNCH	431.00	16,815.66		18,848.50					2,032.84		
235851102	DANAHER CORP (DHR)	5/2/2022	MERRILL LYNCH	41.00	10,534.11		13,319.38					2,785.27		
235851102	DANAHER CORP (DHR)	5/2/2022	MERRILL LYNCH	47.00	12,075.68		15,130.47					3,054.79		
235851102	DANAHER CORP (DHR)	5/2/2022	MERRILL LYNCH	31.00	7,964.81		9,720.36					1,755.55		
254687106	DISNEY (WALT) CO (DIS)	5/2/2022	MERRILL LYNCH	492.00	56,558.33		51,692.28				4,866.05			
595017104	NEXTERA ENERGY INC (NEE)	5/2/2022	MERRILL LYNCH	203.00	14,916.80		12,332.43				2,584.37			
89832Q109	TRUIST FINANCIAL CORP (TFC)	5/2/2022	MERRILL LYNCH	301.00	15,098.69		12,982.98				2,115.71			816.48
907818108	UNION PACIFIC CORP (UNP)	5/2/2022	MERRILL LYNCH	116.00	27,723.21		23,935.13				3,788.08			
98978V103	ZOETIS INC (ZTS)	5/2/2022	MERRILL LYNCH	56.00	10,119.04		7,260.00				2,859.04			
14448C104	CARRIER GLOBAL CORP REG (CARR)	5/3/2022	MERRILL LYNCH	118.00	4,581.58		5,206.63					625.05		
235851102	DANAHER CORP (DHR)	5/3/2022	MERRILL LYNCH	12.00	3,088.92		3,804.55					715.63		
254687106	DISNEY (WALT) CO (DIS)	5/3/2022	MERRILL LYNCH	118.00	13,450.25		16,040.32					2,590.07		
595017104	NEXTERA ENERGY INC (NEE)	5/4/2022	MERRILL LYNCH	112.00	8,046.72		7,858.83				187.89			
89832Q109	TRUIST FINANCIAL CORP (TFC)	5/4/2022	MERRILL LYNCH	145.00	7,127.26		6,159.13				968.13			
907818108	UNION PACIFIC CORP (UNP)	5/4/2022	MERRILL LYNCH	36.00	8,970.62		11,305.65					2,335.03		
98978V103	ZOETIS INC (ZTS)	5/4/2022	MERRILL LYNCH	17.00	3,046.76		2,203.93				842.83			
14448C104	CARRIER GLOBAL CORP REG (CARR)	5/4/2022	MERRILL LYNCH	128.00	4,920.10		5,667.49					747.39		

1	2	3	4	5	6	7	8	9	10	11	12	13	14	15
Cusip #	Description	Date Sold	Name of Purchaser (If matured or called under redemption option, so state and give price at which called.)	No. of Shares of Stock	Consideration (Excluding Accrued Interest on Bonds)	Par Value of Bonds	Cost to Company (Excluding Accrued Interest on Bonds)	Book Value at Date of Sale	Increase, By Adjustment in Book Value During Year	Decrease, By Adjustment in Book Value During Year	Profit on Sale	Loss on Sale	Interest on Bonds Received During Year (including accrued interest on bonds sold)	Dividends on Stocks Received During Year (Including accrued dividends on stocks sold)
595017104	NEXTERA ENERGY INC (NEE)	5/4/2022	MERRILL LYNCH	157.00	10,969.24		13,962.42					2,993.18		
595017104	NEXTERA ENERGY INC (NEE)	5/4/2022	MERRILL LYNCH	26.00	1,816.56		2,514.16					697.60		
89832Q109	TRUIST FINANCIAL CORP (TFC)	5/4/2022	MERRILL LYNCH	250.00	12,187.21		11,132.54				1,054.67			
98978V103	ZOETIS INC (ZTS)	5/4/2022	MERRILL LYNCH	53.00	9,237.90		6,871.07				2,366.83			
14448C104	CARRIER GLOBAL CORP REG (CARR)	5/5/2022	MERRILL LYNCH	104.00	3,991.61		4,632.95					641.34		
89832Q109	TRUIST FINANCIAL CORP (TFC)	5/5/2022	MERRILL LYNCH	270.00	13,467.80		12,352.87				1,114.93			
14448C104	CARRIER GLOBAL CORP REG (CARR)	5/6/2022	MERRILL LYNCH	94.00	3,561.78		4,198.37					636.59		
89832Q109	TRUIST FINANCIAL CORP (TFC)	5/6/2022	MERRILL LYNCH	528.00	26,546.92		25,492.35				1,054.57			
89832Q109	TRUIST FINANCIAL CORP (TFC)	5/9/2022	MERRILL LYNCH	106.00	5,229.41		6,627.19					1,397.78		
89832Q109	TRUIST FINANCIAL CORP (TFC)	5/10/2022	MERRILL LYNCH	101.00	4,925.11		6,360.12					1,435.01		
09247X101	BLACKROCK INC (BLK)	5/18/2022	MERRILL LYNCH	69.00	41,169.61		29,560.25				11,609.36			
235851102	DANAHER CORP (DHR)	5/18/2022	MERRILL LYNCH	45.00	11,122.88		6,276.42				4,846.46			
30212P303	EXPEDIA GROUP INC (EXPE)	5/18/2022	MERRILL LYNCH	82.00	10,280.46		14,563.24					4,282.78		
09247X101	BLACKROCK INC (BLK)	5/19/2022	MERRILL LYNCH	46.00	28,032.54		32,570.76					4,538.22		
235851102	DANAHER CORP (DHR)	5/19/2022	MERRILL LYNCH	40.00	9,932.16		12,368.81					2,436.65		
235851102	DANAHER CORP (DHR)	5/19/2022	MERRILL LYNCH	4.00	993.22		888.33				104.89			
30212P303	EXPEDIA GROUP INC (EXPE)	5/19/2022	MERRILL LYNCH	98.00	12,126.26		17,890.15					5,763.89		
09247X101	BLACKROCK INC (BLK)	5/20/2022	MERRILL LYNCH	10.00	5,943.13		7,795.59					1,852.46		
30212P303	EXPEDIA GROUP INC (EXPE)	5/20/2022	MERRILL LYNCH	60.00	7,318.94		10,155.81					2,836.87		
09247X101	BLACKROCK INC (BLK)	5/23/2022	MERRILL LYNCH	17.00	10,015.21		12,916.18					2,900.97		
17275R102	CISCO SYSTEMS INC (CSCO)	5/23/2022	MERRILL LYNCH	1465.00	61,178.28		67,620.40					6,442.12		1,098.75
30212P303	EXPEDIA GROUP INC (EXPE)	5/23/2022	MERRILL LYNCH	40.00	4,944.77		6,493.18					1,548.41		
023135106	AMAZON COM INC (AMZN)	6/3/2022	MERRILL LYNCH	1.00	2,433.72		3,473.14					1,039.42		
02079K305	ALPHABET INC SHS CL A (GOOGL)	6/3/2022	MERRILL LYNCH	2.00	4,555.92		2,449.56				2,106.36			
037833100	APPLE INC (AAPL)	6/3/2022	MERRILL LYNCH	55.00	8,004.86		6,080.97				1,923.89			
166764100	CHEVRON CORP (CVX)	6/3/2022	MERRILL LYNCH	25.00	4,421.53		2,329.02				2,092.51			
20825C104	CONOCOPHILLIPS (COP)	6/3/2022	MERRILL LYNCH	26.00	3,032.78		1,539.21				1,493.57			
502431109	L3HARRIS TECHNOLOGIES (LHX)	6/3/2022	MERRILL LYNCH	11.00	2,662.98		2,631.81				31.17			
595017104	MICROSOFT CORP (MSFT)	6/3/2022	MERRILL LYNCH	11.00	2,979.01		1,764.76				1,214.25			
824348106	SHERWIN WILLIAMS (SHW)	6/3/2022	MERRILL LYNCH	8.00	2,175.20		2,454.10					278.90		
036752103	ELEVANCE HEALTH INC (ELV)	6/3/2022	MERRILL LYNCH	4.00	1,968.87		2,004.31					35.44		
92826C839	VISA INC CL A (V)	6/3/2022	MERRILL LYNCH	11.00	2,343.86		2,108.80				235.06			
931142103	WALMART INC (WMT)	6/3/2022	MERRILL LYNCH	26.00	3,277.45		3,409.84					132.39		
824348106	SHERWIN WILLIAMS (SHW)	6/21/2022	MERRILL LYNCH	51.00	11,227.78		14,356.26					3,128.48		
824348106	SHERWIN WILLIAMS (SHW)	6/22/2022	MERRILL LYNCH	84.00	18,626.24		23,866.61					5,240.37		
824348106	SHERWIN WILLIAMS (SHW)	6/23/2022	MERRILL LYNCH	93.00	20,836.71		27,105.21					6,268.50		423.60
824348106	SHERWIN WILLIAMS (SHW)	6/24/2022	MERRILL LYNCH	93.00	21,422.35		27,777.69					6,355.34		
824348106	SHERWIN WILLIAMS (SHW)	6/27/2022	MERRILL LYNCH	24.00	5,463.12		7,283.14					1,820.02		
037833100	APPLE INC (AAPL)	8/4/2022	MERRILL LYNCH	51.00	8,425.24		5,607.66				2,817.58			
14040H105	CAPITAL ONE FINL (COF)	8/4/2022	MERRILL LYNCH	54.00	5,783.85		8,121.28					2,337.43		1,657.20
22160K105	COSTCO WHOLESALE CORP (COST)	8/4/2022	MERRILL LYNCH	14.00	7,510.02		8,102.13					492.11		
235851102	DANAHER CORP (DHR)	8/4/2022	MERRILL LYNCH	33.00	9,516.92		4,602.71				4,914.21			
29476L107	EQUITY RESIDENTIAL (EQR)	8/4/2022	MERRILL LYNCH	65.00	4,846.27		5,633.80					787.53		

1	2	3	4	5	6	7	8	9	10	11	12	13	14	15
Cusip #	Description	Date Sold	Name of Purchaser (If matured or called under redemption option, so state and give price at which called.)	No. of Shares of Stock	Consideration (Excluding Accrued Interest on Bonds)	Par Value of Bonds	Cost to Company (Excluding Accrued Interest on Bonds)	Book Value at Date of Sale	Increase, By Adjustment in Book Value During Year	Decrease, By Adjustment in Book Value During Year	Profit on Sale	Loss on Sale	Interest on Bonds Received During Year (including accrued interest on bonds sold)	Dividends on Stocks Received During Year (including accrued dividends on stocks sold)
345370860	FORD MOTOR CO (F)	8/4/2022	MERRILL LYNCH	734.00	11,323.61		10,629.23				694.38			
345370860	FORD MOTOR CO (F)	8/4/2022	MERRILL LYNCH	78.00	1,203.32		1,103.20				100.12			
502431109	L3HARRIS TECHNOLOGIES (LHX)	8/4/2022	MERRILL LYNCH	10.00	2,403.03		2,356.10				46.93			
46625H100	JPMORGAN CHASE & CO (JPM)	8/4/2022	MERRILL LYNCH	101.00	11,313.70		14,254.60					2,940.90		
573874104	MARVELL TECH INC (MRVL)	8/4/2022	MERRILL LYNCH	154.00	8,822.19		7,756.62				1,065.57			
67066G104	NVIDIA (NVDA)	8/4/2022	MERRILL LYNCH	121.00	22,866.43		33,356.18					10,489.73		
036752103	ELEVANCE HEALTH INC (ELV)	8/4/2022	MERRILL LYNCH	8.00	3,807.65		3,987.13					179.48		
931142103	WALMART INC (WMT)	8/4/2022	MERRILL LYNCH	100.00	12,786.18		12,909.67					123.49		
14040H105	CAPITAL ONE FINL (COF)	8/5/2022	MERRILL LYNCH	56.00	5,953.73		8,399.15					2,445.42		
22160K105	COSTCO WHOLESALE CORP (COST)	8/5/2022	MERRILL LYNCH	29.00	15,621.99		13,979.40				1,642.59			
29476L107	EQUITY RESIDENTIAL (EQR)	8/5/2022	MERRILL LYNCH	51.00	3,815.65		4,483.05					667.40		
345370860	FORD MOTOR CO (F)	8/5/2022	MERRILL LYNCH	328.00	5,033.73		5,630.11					596.38		
502431109	L3HARRIS TECHNOLOGIES (LHX)	8/5/2022	MERRILL LYNCH	18.00	4,227.75		4,262.18					34.43		
573874104	MARVELL TECH INC (MRVL)	8/5/2022	MERRILL LYNCH	128.00	7,289.15		6,752.45				536.70			
036752103	ELEVANCE HEALTH INC (ELV)	8/5/2022	MERRILL LYNCH	13.00	6,166.63		6,479.86					313.23		
14040H105	CAPITAL ONE FINL (COF)	8/8/2022	MERRILL LYNCH	58.00	6,300.52		8,504.25					2,203.73		
29476L107	EQUITY RESIDENTIAL (EQR)	8/8/2022	MERRILL LYNCH	18.00	1,365.94		1,572.45					206.51		
502431109	L3HARRIS TECHNOLOGIES (LHX)	8/8/2022	MERRILL LYNCH	16.00	3,707.03		3,784.22					77.19		
573874104	MARVELL TECH INC (MRVL)	8/8/2022	MERRILL LYNCH	137.00	7,511.39		7,727.94					216.55		
002824100	ABBOTT LABS (ABT)	8/9/2022	MERRILL LYNCH	68.00	7,348.81		5,286.45				2,062.36			
14040H105	CAPITAL ONE FINL (COF)	8/9/2022	MERRILL LYNCH	29.00	3,084.06		4,239.88					1,155.82		
29476L107	EQUITY RESIDENTIAL (EQR)	8/9/2022	MERRILL LYNCH	25.00	1,910.57		2,183.17					272.60		
502431109	L3HARRIS TECHNOLOGIES (LHX)	8/9/2022	MERRILL LYNCH	15.00	3,499.18		3,574.32					75.14		
61174X109	MONSTER BEVERAGES (MNST)	8/9/2022	MERRILL LYNCH	174.00	15,378.21		16,842.78					1,464.57		
002824100	ABBOTT LABS (ABT)	8/10/2022	MERRILL LYNCH	80.00	8,802.98		6,241.37				2,561.61			
14040H105	CAPITAL ONE FINL (COF)	8/10/2022	MERRILL LYNCH	62.00	6,924.03		8,877.00					1,952.97		
61174X109	MONSTER BEVERAGES (MNST)	8/10/2022	MERRILL LYNCH	75.00	6,776.84		7,889.73					1,112.89		
61174X109	MONSTER BEVERAGES (MNST)	8/11/2022	MERRILL LYNCH	40.00	3,598.20		4,251.76					653.56		
61174X109	MONSTER BEVERAGES (MNST)	8/12/2022	MERRILL LYNCH	79.00	7,058.57		8,188.81					1,130.24		
67066G104	NVIDIA (NVDA)	9/1/2022	MERRILL LYNCH	508.00	69,917.44		107,781.65					37,864.21		
166764100	CHEVRON CORP (CVX)	9/14/2022	MERRILL LYNCH	61.00	9,884.00		9,351.54				532.46			
74340W103	PROLOGIS INC (PLD)	9/26/2022	MERRILL LYNCH	130.00	13,601.30		13,215.94				385.36			
460146103	INTL PAPER CO (IP)	9/26/2022	MERRILL LYNCH	132.00	4,213.16		7,965.39					3,752.23		1,355.13
701094104	PARKER HANNIFIN CORP (PH)	9/26/2022	MERRILL LYNCH	27.00	6,525.06		7,760.22					1,235.16		
74340W103	PROLOGIS INC (PLD)	9/27/2022	MERRILL LYNCH	97.00	10,026.99		12,399.99					2,373.00		
460146103	INTL PAPER CO (IP)	9/27/2022	MERRILL LYNCH	85.00	2,726.09		5,069.21					2,343.12		
701094104	PARKER HANNIFIN CORP (PH)	9/27/2022	MERRILL LYNCH	26.00	6,223.27		7,486.55					1,263.28		
74340W103	PROLOGIS INC (PLD)	9/28/2022	MERRILL LYNCH	55.00	5,664.35		7,039.56					1,375.21		
460146103	INTL PAPER CO (IP)	9/28/2022	MERRILL LYNCH	217.00	7,081.26		13,076.10					5,994.84		
701094104	PARKER HANNIFIN CORP (PH)	9/28/2022	MERRILL LYNCH	61.00	14,836.17		17,683.70					2,847.53		
460146103	INTL PAPER CO (IP)	10/3/2022	MERRILL LYNCH	105.00	3,346.04		6,296.38					2,950.34		
460146103	INTL PAPER CO (IP)	10/4/2022	MERRILL LYNCH	46.00	1,468.47		2,784.26					1,315.79		
460146103	INTL PAPER CO (IP)	10/5/2022	MERRILL LYNCH	160.00	5,217.44		8,251.93					3,034.49		

1	2	3	4	5	6	7	8	9	10	11	12	13	14	15
Cusip #	Description	Date Sold	Name of Purchaser (If matured or called under redemption option, so state and give price at which called.)	No. of Shares of Stock	Consideration (Excluding Accrued Interest on Bonds)	Par Value of Bonds	Cost to Company (Excluding Accrued Interest on Bonds)	Book Value at Date of Sale	Increase, By Adjustment in Book Value During Year	Decrease, By Adjustment in Book Value During Year	Profit on Sale	Loss on Sale	Interest on Bonds Received During Year (including accrued interest on bonds sold)	Dividends on Stocks Received During Year (including accrued dividends on stocks sold)
460146103	INTL PAPER CO (IP)	10/6/2022	MERRILL LYNCH	148.00	4,919.02		7,124.40					2,205.38		
166764100	CHEVRON CORP (CVX)	10/7/2022	MERRILL LYNCH	102.00	16,059.46		10,242.41				5,817.05			
166764100	CHEVRON CORP (CVX)	10/7/2022	MERRILL LYNCH	32.00	5,038.26		4,035.72				1,002.54			
20825C104	CONOCOPHILLIPS (COP)	10/7/2022	MERRILL LYNCH	240.00	27,916.42		14,438.64				13,477.78			
460146103	INTL PAPER CO (IP)	10/7/2022	MERRILL LYNCH	138.00	4,533.93		6,556.05					2,022.12		
460146103	INTL PAPER CO (IP)	10/11/2022	MERRILL LYNCH	41.00	1,320.76		1,920.57					599.81		
460146103	INTL PAPER CO (IP)	10/12/2022	MERRILL LYNCH	48.00	1,519.80		2,329.36					809.56		
460146103	INTL PAPER CO (IP)	10/12/2022	MERRILL LYNCH	52.00	1,640.54		2,469.81					829.27		
023135106	AMAZON COM INC (AMZN)	11/7/2022	MERRILL LYNCH	378.00	34,272.99		59,319.14					25,046.15		
02079K305	ALPHABET INC SHS CL A (GOOGL)	11/7/2022	MERRILL LYNCH	321.00	27,403.63		32,742.46					5,338.83		
502431109	L3HARRIS TECHNOLOGIES (LHX)	11/7/2022	MERRILL LYNCH	21.00	4,964.09		4,694.98				269.11			
438516106	HONEYWELL INTL INC (HON)	11/7/2022	MERRILL LYNCH	32.00	6,479.72		6,300.72					179.00		
743315103	PROGRESSIVE CRP OHIO (PGR)	11/7/2022	MERRILL LYNCH	27.00	3,452.99		3,242.05				210.94			
806857108	SCHLUMBERGER LTD (SLB)	11/7/2022	MERRILL LYNCH	253.00	13,058.78		10,760.12				2,298.66			
502431109	L3HARRIS TECHNOLOGIES (LHX)	11/8/2022	MERRILL LYNCH	34.00	7,785.03		7,540.68				244.35			2,352.00
743315103	PROGRESSIVE CRP OHIO (PGR)	11/8/2022	MERRILL LYNCH	45.00	5,694.91		5,402.86				292.05			
502431109	L3HARRIS TECHNOLOGIES (LHX)	11/9/2022	MERRILL LYNCH	28.00	6,457.34		6,450.00				7.34			
502431109	L3HARRIS TECHNOLOGIES (LHX)	11/9/2022	MERRILL LYNCH	6.00	1,383.72		1,341.72				42.00			
743315103	PROGRESSIVE CRP OHIO (PGR)	11/9/2022	MERRILL LYNCH	72.00	9,149.73		8,690.79				458.94			
502431109	L3HARRIS TECHNOLOGIES (LHX)	11/10/2022	MERRILL LYNCH	32.00	7,412.42		7,506.24					93.82		
110122108	BRISTOL-MYERS SQUIBB CO (BMY)	11/15/2022	MERRILL LYNCH	266.00	20,172.33		20,463.68					291.35		
125523100	CIGNA CORP (CI)	11/15/2022	MERRILL LYNCH	28.00	8,363.99		7,916.00				447.99			
166764100	CHEVRON CORP (CVX)	11/15/2022	MERRILL LYNCH	71.00	13,175.52		6,543.26				6,632.26			
20825C104	CONOCOPHILLIPS (COP)	11/15/2022	MERRILL LYNCH	47.00	6,207.55		2,810.81				3,396.74			
502431109	L3HARRIS TECHNOLOGIES (LHX)	11/15/2022	MERRILL LYNCH	59.00	13,238.92		13,091.61				147.31			
743315103	PROGRESSIVE CRP OHIO (PGR)	11/15/2022	MERRILL LYNCH	22.00	2,789.45		2,637.49				151.96			
806857108	SCHLUMBERGER LTD (SLB)	11/15/2022	MERRILL LYNCH	71.00	3,876.87		3,017.62				859.25			
036752103	ELEVANCE HEALTH INC (ELV)	11/15/2022	MERRILL LYNCH	38.00	18,622.12		15,575.57				3,046.55			
98389B100	XCEL ENERGY INC (XEL)	11/15/2022	MERRILL LYNCH	62.00	4,190.68		4,608.93					418.25		
110122108	BRISTOL-MYERS SQUIBB CO (BMY)	11/16/2022	MERRILL LYNCH	307.00	23,726.08		23,992.83					266.75		
502431109	L3HARRIS TECHNOLOGIES (LHX)	11/16/2022	MERRILL LYNCH	36.00	7,943.46		7,987.68					44.22		
036752103	ELEVANCE HEALTH INC (ELV)	11/16/2022	MERRILL LYNCH	21.00	10,405.63		9,208.96				1,196.67			
98389B100	XCEL ENERGY INC (XEL)	11/16/2022	MERRILL LYNCH	52.00	3,501.78		3,834.97					333.19		
110122108	BRISTOL-MYERS SQUIBB CO (BMY)	11/17/2022	MERRILL LYNCH	79.00	6,008.27		6,155.08					146.81		
502431109	L3HARRIS TECHNOLOGIES (LHX)	11/17/2022	MERRILL LYNCH	54.00	11,941.15		12,023.58					82.43		
502431109	L3HARRIS TECHNOLOGIES (LHX)	11/17/2022	MERRILL LYNCH	19.00	4,201.51		4,212.69					11.18		
036752103	ELEVANCE HEALTH INC (ELV)	11/17/2022	MERRILL LYNCH	30.00	14,460.87		13,170.92				1,289.95			
98389B100	XCEL ENERGY INC (XEL)	11/17/2022	MERRILL LYNCH	96.00	6,461.04		7,079.93					618.89		
502431109	L3HARRIS TECHNOLOGIES (LHX)	11/18/2022	MERRILL LYNCH	12.00	2,661.16		2,692.00					30.84		
036752103	ELEVANCE HEALTH INC (ELV)	11/18/2022	MERRILL LYNCH	7.00	3,376.30		3,461.02					84.72		
98389B100	XCEL ENERGY INC (XEL)	11/18/2022	MERRILL LYNCH	76.00	5,194.71		5,622.06					427.35		
502431109	L3HARRIS TECHNOLOGIES (LHX)	11/21/2022	MERRILL LYNCH	29.00	6,419.04		6,505.68					86.64		
14040H105	CAPITAL ONE FINL (COF)	12/21/2022	MERRILL LYNCH	95.00	8,362.62		7,005.75				1,356.87			

1	2	3	4	5	6	7	8	9	10	11	12	13	14	15
Cusip #	Description	Date Sold	Name of Purchaser (If matured or called under redemption option, so state and give price at which called.)	No. of Shares of Stock	Consideration (Excluding Accrued Interest on Bonds)	Par Value of Bonds	Cost to Company (Excluding Accrued Interest on Bonds)	Book Value at Date of Sale	Increase, By Adjustment in Book Value During Year	Decrease, By Adjustment in Book Value During Year	Profit on Sale	Loss on Sale	Interest on Bonds Received During Year (including accrued interest on bonds sold)	Dividends on Stocks Received During Year (Including accrued dividends on stocks sold)
29476L107	EQUITY RESIDENTIAL (EQR)	12/21/2022	MERRILL LYNCH	71.00	4,225.73		5,260.51					1,034.78		
345370860	FORD MOTOR CO (F)	12/21/2022	MERRILL LYNCH	1914.00	22,448.14		25,566.53					3,118.39		1,412.60
502431109	L3HARRIS TECHNOLOGIES (LHX)	12/21/2022	MERRILL LYNCH	70.00	14,392.91		15,449.65					1,056.74		
573874104	MARVELL TECH INC (MRVL)	12/21/2022	MERRILL LYNCH	349.00	13,391.89		16,707.13					3,315.24		
701094104	PARKER HANNIFIN CORP (PH)	12/21/2022	MERRILL LYNCH	19.00	5,417.94		5,424.16					6.22		
683556102	THERMO FISHER SCIENTIFIC (TMO)	12/21/2022	MERRILL LYNCH	14.00	7,431.86		7,752.04					320.18		
98978V103	ZOETIS INC (ZTS)	12/21/2022	MERRILL LYNCH	45.00	6,458.28		6,621.88					163.60		
931142103	WALMART INC (WMT)	12/21/2022	MERRILL LYNCH	59.00	8,420.98		7,370.39				1,050.59			
14040H105	CAPITAL ONE FINL (COF)	12/22/2022	MERRILL LYNCH	154.00	13,614.02		11,356.68				2,257.34			
29476L107	EQUITY RESIDENTIAL (EQR)	12/22/2022	MERRILL LYNCH	102.00	6,020.75		7,535.06					1,514.31		
345370860	FORD MOTOR CO (F)	12/22/2022	MERRILL LYNCH	531.00	6,148.30		7,422.45					1,274.15		
502431109	L3HARRIS TECHNOLOGIES (LHX)	12/22/2022	MERRILL LYNCH	45.00	9,268.43		9,925.35					656.92		
573874104	MARVELL TECH INC (MRVL)	12/22/2022	MERRILL LYNCH	181.00	6,800.28		8,632.77					1,832.49		
701094104	PARKER HANNIFIN CORP (PH)	12/22/2022	MERRILL LYNCH	10.00	2,850.56		2,834.47			16.09				
88160R101	TESLA INC (TSLA)	12/22/2022	MERRILL LYNCH	218.00	31,820.73		63,420.30					31,599.57		
14040H105	CAPITAL ONE FINL (COF)	12/23/2022	MERRILL LYNCH	225.00	20,182.82		30,255.29					10,072.47		
29476L107	EQUITY RESIDENTIAL (EQR)	12/23/2022	MERRILL LYNCH	96.00	5,707.13		7,055.07					1,347.94		
502431109	L3HARRIS TECHNOLOGIES (LHX)	12/23/2022	MERRILL LYNCH	60.00	12,375.51		13,105.33					729.82		
438516106	HONEYWELL INTL INC (HON)	12/23/2022	MERRILL LYNCH	38.00	8,147.49		7,418.56				728.93			
88160R101	TESLA INC (TSLA)	12/23/2022	MERRILL LYNCH	7.00	967.84		1,987.62					1,019.78		
14040H105	CAPITAL ONE FINL (COF)	12/27/2022	MERRILL LYNCH	162.00	14,369.40		19,612.34					5,242.94		
29476L107	EQUITY RESIDENTIAL (EQR)	12/27/2022	MERRILL LYNCH	81.00	4,767.37		5,865.75					1,098.38		
502431109	L3HARRIS TECHNOLOGIES (LHX)	12/27/2022	MERRILL LYNCH	25.00	5,119.81		5,423.66					303.85		
29476L107	EQUITY RESIDENTIAL (EQR)	12/28/2022	MERRILL LYNCH	137.00	8,124.85		9,847.59					1,722.74		
502431109	L3HARRIS TECHNOLOGIES (LHX)	12/28/2022	MERRILL LYNCH	26.00	5,343.89		5,445.99					102.10		
29476L107	EQUITY RESIDENTIAL (EQR)	12/29/2022	MERRILL LYNCH	140.00	8,292.98		10,071.22					1,778.24		
29476L107	EQUITY RESIDENTIAL (EQR)	12/30/2022	MERRILL LYNCH	59.00	3,488.99		4,263.98					774.99		
559079207	MAGELLAN HEALTH INC (MGLN) (CASH MERGER)	1/5/2022	CHARLES SCHWAB	77.00	7,315.00		7,264.18				50.82			
007903107	ADVANCED MICRO DEVIC (AMD) (CIL)	2/16/2022	CHARLES SCHWAB	0.68	78.94		51.60				27.34			
002824100	ABBOTT LABORATORIES (ABT)	2/24/2022	CHARLES SCHWAB	104.00	12,292.63		13,472.84					1,180.21		
G1151C101	ACCENTURE PLC (ACN)	2/24/2022	CHARLES SCHWAB	80.00	25,112.54		25,640.70					528.16		
00724F101	ADOBE INC (ADBE)	2/24/2022	CHARLES SCHWAB	70.00	32,205.60		37,422.11					5,216.51		
00971T101	AKAMAI TECHNOLOGIES INC (AKAM)	2/24/2022	CHARLES SCHWAB	47.00	4,855.10		5,192.80					337.70		
015271109	ALEXANDRIA REAL EST (ARE)	2/24/2022	CHARLES SCHWAB	35.00	6,615.70		7,033.07					417.37		
016255101	ALIGN TECHNOLOGY INC (ALGN)	2/24/2022	CHARLES SCHWAB	9.00	4,517.81		5,524.56					1,006.75		
01748X102	ALLEGIENT TRAVEL CO (ALGT)	2/24/2022	CHARLES SCHWAB	46.00	7,784.71		7,999.29					214.58		
023135106	AMAZON.COM INC (AMZN)	2/24/2022	CHARLES SCHWAB	33.00	98,918.09		108,505.56					9,587.47		
023608102	AMEREN CORP (AEE)	2/24/2022	CHARLES SCHWAB	105.00	8,708.70		8,876.70					168.00		
029899101	AMERICAN STATES WTR (AWR)	2/24/2022	CHARLES SCHWAB	29.00	2,396.38		2,766.26					369.88		
030420103	AMERICAN WATER WORKS (AWK)	2/24/2022	CHARLES SCHWAB	75.00	11,103.00		12,765.00					1,662.00		
03027X100	AMERN TOWER CORP (AMT)	2/24/2022	CHARLES SCHWAB	43.00	9,920.15		11,409.84					1,489.69		
031100100	AMETEK INC (AME)	2/24/2022	CHARLES SCHWAB	91.00	11,549.00		12,583.48					1,034.48		

1	2	3	4	5	6	7	8	9	10	11	12	13	14	15
Cusip #	Description	Date Sold	Name of Purchaser (If matured or called under redemption option, so state and give price at which called.)	No. of Shares of Stock	Consideration (Excluding Accrued Interest on Bonds)	Par Value of Bonds	Cost to Company (Excluding Accrued Interest on Bonds)	Book Value at Date of Sale	Increase, By Adjustment in Book Value During Year	Decrease, By Adjustment in Book Value During Year	Profit on Sale	Loss on Sale	Interest on Bonds Received During Year (including accrued interest on bonds sold)	Dividends on Stocks Received During Year (Including accrued dividends on stocks sold)
032095101	AMPHENOL CORP (APH)	2/24/2022	CHARLES SCHWAB	103.00	7,668.36		7,943.96					275.60		
038222105	APPLIED MATERIAL (AMAT)	2/24/2022	CHARLES SCHWAB	124.00	16,403.96		17,920.48					1,516.52		
053015103	AUTO DATA PROCESSING (ADP)	2/24/2022	CHARLES SCHWAB	42.00	8,351.70		9,607.08					1,255.38		
053611109	AVERY DENNISON CORP (AVY)	2/24/2022	CHARLES SCHWAB	37.00	6,376.61		7,337.37					960.76		
097023105	BOEING CO (BA)	2/24/2022	CHARLES SCHWAB	43.00	8,462.40		8,493.58					31.18		
111337103	BROADRIDGE FINL SOL (BR)	2/24/2022	CHARLES SCHWAB	31.00	4,472.68		5,267.21					794.53		
115637209	BROWN FORMAN CORP (BF.B)	2/24/2022	CHARLES SCHWAB	70.00	4,498.76		5,035.10					536.34		
130788102	CA WATER SERVIC GRP (CWT)	2/24/2022	CHARLES SCHWAB	95.00	5,390.77		6,176.89					786.12		
127387108	CADENCE DESIGN SYS (CDNS)	2/24/2022	CHARLES SCHWAB	6.00	886.58		1,054.13					167.55		
14448C104	CARRIER GLOBAL CORP (CARR)	2/24/2022	CHARLES SCHWAB	17.00	757.54		936.46					178.92		
16119P108	CHARTER COMMUNICATN (CHTR)	2/24/2022	CHARLES SCHWAB	8.00	4,685.52		5,430.04					744.52		
169656105	CHIPOTLE MEXICAN GRILL (CMG)	2/24/2022	CHARLES SCHWAB	1.00	1,476.07		1,591.24					115.17		
17275R102	CISCO SYSTEMS INC (CSCO)	2/24/2022	CHARLES SCHWAB	535.00	29,007.70		29,997.45					989.75		
20030N101	COMCAST CORP ( CMCSA)	2/24/2022	CHARLES SCHWAB	335.00	15,359.78		17,342.91					1,983.13		
21036P108	CONSTELLATION BRAND (STZ)	2/24/2022	CHARLES SCHWAB	47.00	10,032.15		10,585.81					553.66		
217204106	COPART INC (CPRT)	2/24/2022	CHARLES SCHWAB	61.00	7,363.33		7,442.42					79.09		
22160K105	COSTCO WHOLESALE CO (COST)	2/24/2022	CHARLES SCHWAB	8.00	4,015.14		4,218.88					203.74		
22822V101	CROWN CASTLE INTL CO (CGI)	2/24/2022	CHARLES SCHWAB	31.00	5,065.18		5,676.94					611.76		
252131107	DEXCOM INC (DXCM)	2/24/2022	CHARLES SCHWAB	7.00	2,853.82		3,483.58					629.76		
256677105	DOLLAR GENERAL CORP (DG)	2/24/2022	CHARLES SCHWAB	57.00	10,832.89		12,619.52				29.97	1,786.63		
26441C204	DUKE ENERGY CORP (DUK)	2/24/2022	CHARLES SCHWAB	100.00	9,656.73		10,226.90					570.17		
278865100	ECOLAB INC (ECL)	2/24/2022	CHARLES SCHWAB	22.00	3,840.32		4,815.58					975.26		
28176E108	EDWARDS LIFESCIENCES (EW)	2/24/2022	CHARLES SCHWAB	21.00	2,293.35		2,263.38							
29355A107	ENPHASE ENERGY INC (ENPH)	2/24/2022	CHARLES SCHWAB	12.00	1,730.27		2,603.87						873.60	
29670G102	ESSENTIAL UTILS INC (WTRG)	2/24/2022	CHARLES SCHWAB	291.00	13,562.06		14,049.45					487.39		
302130109	EXPEDITORS INTL WASH (EXPD)	2/24/2022	CHARLES SCHWAB	66.00	6,898.32		7,320.06					421.74		
34959J108	FORTIVE CORP DISC 00500 (FTV)	2/24/2022	CHARLES SCHWAB	123.00	7,863.28		9,102.00					1,238.72		
34964C106	FORTUNE BRANDS HM&S (FBHS)	2/24/2022	CHARLES SCHWAB	59.00	4,980.79		5,721.27					740.48		
372460105	GENUINE PARTS CO (GPC)	2/24/2022	CHARLES SCHWAB	13.00	1,563.45		1,671.02					107.57		
375558103	GILEAD SCIENCES INC (GILD)	2/24/2022	CHARLES SCHWAB	117.00	7,091.43		7,712.05					620.62		
38144N569	GOLDMAN SACHS EM MKTS EQ (GERIX)	2/24/2022	CHARLES SCHWAB	15.00	5,066.92		5,702.85					635.93		
436440101	HOLOGIC INC (HOLX)	2/24/2022	CHARLES SCHWAB	78.00	5,523.20		5,748.99					225.79		
437076102	HOME DEPOT INC (HD)	2/24/2022	CHARLES SCHWAB	53.00	16,518.51		17,833.04					1,314.53		
438516106	HONEYWELL INTL INC (HON)	2/24/2022	CHARLES SCHWAB	106.00	19,167.45		21,508.99					2,341.54		
444859102	HUMANA INC (HUM)	2/24/2022	CHARLES SCHWAB	8.00	3,342.96		3,347.36					4.40		
45168D104	IDEXX LABS INC (IDXX)	2/24/2022	CHARLES SCHWAB	14.00	7,083.21		7,399.14					315.93		
452308109	ILLINOIS TOOL WORKS (ITW)	2/24/2022	CHARLES SCHWAB	81.00	17,368.43		18,554.28					1,185.85		
461202103	INTUIT INC (INTU)	2/24/2022	CHARLES SCHWAB	19.00	9,316.01		10,102.11					786.10		
46120E602	INTUITIVE SURGICAL (ISRG)	2/24/2022	CHARLES SCHWAB	24.00	6,885.06		7,622.88					737.82		
46434G103	ISHARES CORE MSCI (IEMG)	2/24/2022	CHARLES SCHWAB	1752.00	99,250.80		105,258.41					6,007.61		
46432F842	ISHARES CORE MSCI EAFE (IEFA)	2/24/2022	CHARLES SCHWAB	7838.00	536,982.16		581,214.24					44,232.08		
G51502105	JOHNSON CONTROLS INTER (JCI)	2/24/2022	CHARLES SCHWAB	53.00	3,371.41		3,656.42					285.01		
46625H100	JPMORGAN CHASE & CO (JPM)	2/24/2022	CHARLES SCHWAB	117.00	16,819.65		18,452.94					1,633.29		

1	2	3	4	5	6	7	8	9	10	11	12	13	14	15
Cusip #	Description	Date Sold	Name of Purchaser (If matured or called under redemption option, so state and give price at which called.)	No. of Shares of Stock	Consideration (Excluding Accrued Interest on Bonds)	Par Value of Bonds	Cost to Company (Excluding Accrued Interest on Bonds)	Book Value at Date of Sale	Increase, By Adjustment in Book Value During Year	Decrease, By Adjustment in Book Value During Year	Profit on Sale	Loss on Sale	Interest on Bonds Received During Year (including accrued interest on bonds sold)	Dividends on Stocks Received During Year (including accrued dividends on stocks sold)
512807108	LAM RESEARCH CORP (LRCX)	2/24/2022	CHARLES SCHWAB	22.00	12,228.70		13,761.90					1,533.20		
532457108	LILLY ELI & CO (LLY)	2/24/2022	CHARLES SCHWAB	51.00	12,356.18		12,461.36					105.18		
65494J103	LINDE PLC (LIN)	2/24/2022	CHARLES SCHWAB	1.00	5,383.75		6,063.85					680.10		
574599106	MASCO CORP (MAS)	2/24/2022	CHARLES SCHWAB	173.00	9,544.41		9,672.43					128.02		
30303M102	META PLATFORMS INC (FB)	2/24/2022	CHARLES SCHWAB	344.00	70,642.15		105,597.07					34,954.92		
60770K107	MODERNA INC (MRNA)	2/24/2022	CHARLES SCHWAB	25.00	3,559.48		8,873.54					5,314.06		
61174X109	MONSTER BEVERAGE CORPORA (MNST)	2/24/2022	CHARLES SCHWAB	85.00	6,742.23		7,097.50					355.27		
615369105	MOODYS CORP (MCO)	2/24/2022	CHARLES SCHWAB	2.00	643.15		718.37					75.22		
55354G100	MSCI INC (MSCI)	2/24/2022	CHARLES SCHWAB	4.00	2,005.28		2,390.90					385.62		
64110L106	NETFLIX (NFLX)	2/24/2022	CHARLES SCHWAB	62.00	23,949.98		37,590.92					13,640.94		
65339F101	NEXTERA ENERGY INC (NEE)	2/24/2022	CHARLES SCHWAB	132.00	9,905.73		11,526.24					1,620.51		
655844108	NORFOLK SOUTHERN CO (NSC)	2/24/2022	CHARLES SCHWAB	20.00	5,039.26		5,573.56					534.30		
704326107	PAYCHEX INC (PAYX)	2/24/2022	CHARLES SCHWAB	20.00	2,295.90		2,382.40					86.50		
69351T106	PPL CORP (PPL)	2/24/2022	CHARLES SCHWAB	321.00	8,282.73		9,040.50					757.77		
756109104	REALTY INCM CORP (O)	2/24/2022	CHARLES SCHWAB	122.00	8,008.31		8,171.56					163.25		
75886F107	REGENERON PHARMS INC (REGN)	2/24/2022	CHARLES SCHWAB	4.00	2,431.07		2,512.62					81.55		
760759100	REPUBLIC SERVICES (RSG)	2/24/2022	CHARLES SCHWAB	19.00	2,227.20		2,292.69					65.49		
773903109	ROCKWELL AUTOMATION (ROK)	2/24/2022	CHARLES SCHWAB	17.00	4,503.61		5,834.57					1,330.96		
776696106	ROPER TECHNOLOGIES (ROP)	2/24/2022	CHARLES SCHWAB	11.00	4,840.36		5,097.84					257.48		
78388J106	S B A COMMUNICATIONS (SBAC)	2/24/2022	CHARLES SCHWAB	16.00	4,788.55		5,561.28					772.73		
81762P102	SERVICE NOW INC (NOW)	2/24/2022	CHARLES SCHWAB	21.00	11,972.34		11,814.86				157.48			
855244109	STARBUCKS CORP (SBUX)	2/24/2022	CHARLES SCHWAB	111.00	10,032.74		12,308.24					2,275.50		
74144T108	T ROWE PRICE GROUP (TROW)	2/24/2022	CHARLES SCHWAB	41.00	5,810.32		7,249.21					1,438.89		
880770102	TERADYNE INCORPORATED (TER)	2/24/2022	CHARLES SCHWAB	13.00	1,499.01		1,939.76					440.75		
88160R101	TESLA INC (TSLA)	2/24/2022	CHARLES SCHWAB	11.00	8,640.20		11,080.14					2,439.94		
882508104	TEXAS INSTRUMENTS (TXN)	2/24/2022	CHARLES SCHWAB	97.00	16,298.43		18,398.87					2,100.44		
872540109	TJX COMPANIES INC (TJX)	2/24/2022	CHARLES SCHWAB	80.00	5,118.50		5,639.20					520.70		
00BK9ZQ96	TRANE TECHNOLOGIES PLC (TT)	2/24/2022	CHARLES SCHWAB	20.00	3,011.20		3,843.72					832.52		
896239100	TRIMBLE INC (TRMB)	2/24/2022	CHARLES SCHWAB	19.00	1,273.49		1,577.87					304.38		
87305R109	TTM TECHNOLOGIES INC (TTMI)	2/24/2022	CHARLES SCHWAB	386.00	4,784.39		5,069.66					285.27		
902252105	TYLER TECHNOLOGIES (TYL)	2/24/2022	CHARLES SCHWAB	16.00	6,784.80		7,192.96					408.16		
902653104	UDR INC (UDR)	2/24/2022	CHARLES SCHWAB	57.00	3,089.40		3,048.65				40.75			20.66
921943858	VANGUARD FTSE DEVELOPED (VEA)	2/24/2022	CHARLES SCHWAB	214.00	10,082.61		10,624.03					541.42		
922042858	VANGUARD FTSE EMERGING (VWO)	2/24/2022	CHARLES SCHWAB	751.00	35,539.57		38,898.05					3,358.48		
92343E102	VERISIGN INC (VRSN)	2/24/2022	CHARLES SCHWAB	37.00	7,723.75		8,777.14					1,053.39		
92345Y106	VERISK ANALYTICS INC (VRSK)	2/24/2022	CHARLES SCHWAB	53.00	9,448.58		10,252.22					803.64		
976657106	W E C ENERGY GROUP INC (WEC)	2/24/2022	CHARLES SCHWAB	88.00	7,776.09		7,986.00					209.91		
94106L109	WASTE MANAGEMENT INC (WM)	2/24/2022	CHARLES SCHWAB	88.00	12,491.65		13,202.93					711.28		
98389B100	XCEL ENERGY INC (XEL)	2/24/2022	CHARLES SCHWAB	76.00	4,911.50		4,952.92					41.42		
88579Y101	3M CO (MMM)	2/24/2022	CHARLES SCHWAB	92.00	13,156.02		15,823.08					2,667.06		
78409V104	S&P GLOBAL INC (SPGI)	3/1/2022	CHARLES SCHWAB	0.34	131.64		128.53				3.11			
98888T107	ZIMVIE INC (ZIMV)	3/1/2022	CHARLES SCHWAB	0.10	2.46		2.79					0.33		
002824100	ABBOTT LABORATORIES (ABT)	3/16/2022	CHARLES SCHWAB	51.00	5,985.86		6,238.01					252.15		

1	2	3	4	5	6	7	8	9	10	11	12	13	14	15
Cusip #	Description	Date Sold	Name of Purchaser (If matured or called under redemption option, so state and give price at which called.)	No. of Shares of Stock	Consideration (Excluding Accrued Interest on Bonds)	Par Value of Bonds	Cost to Company (Excluding Accrued Interest on Bonds)	Book Value at Date of Sale	Increase, By Adjustment in Book Value During Year	Decrease, By Adjustment in Book Value During Year	Profit on Sale	Loss on Sale	Interest on Bonds Received During Year (including accrued interest on bonds sold)	Dividends on Stocks Received During Year (including accrued dividends on stocks sold)
007903107	ADVANCED MICRO DEVIC (AMD)	3/16/2022	CHARLES SCHWAB	53.00	5,895.87		7,516.46					1,620.59		
029899101	AMERICAN STATES WTR (AWR)	3/16/2022	CHARLES SCHWAB	1.00	84.71		95.39					10.68		
030420103	AMERICAN WATER WORKS (AWK)	3/16/2022	CHARLES SCHWAB	10.00	1,549.54		1,702.00					152.46		
03027X100	AMERN TOWER CORP (AMT)	3/16/2022	CHARLES SCHWAB	36.00	8,525.34		8,941.09					415.75		
032095101	AMPHENOL CORP ( APH)	3/16/2022	CHARLES SCHWAB	4.00	296.10		297.20					1.10		
097023105	BOEING CO (BA)	3/16/2022	CHARLES SCHWAB	43.00	7,941.28		8,493.57					552.29		
09857L108	BOOKING HOLDINGS INC (BKNG)	3/16/2022	CHARLES SCHWAB	1.00	2,146.93		2,108.59				38.34			
16119P108	CHARTER COMMUNICATN (CHTR)	3/16/2022	CHARLES SCHWAB	14.00	7,848.09		8,976.24					1,128.15		
172967424	CITICORP INC (C)	3/16/2022	CHARLES SCHWAB	48.00	2,708.88		3,007.68					298.80		
194162103	COLGATE PALMOLIVE CO (CL)	3/16/2022	CHARLES SCHWAB	83.00	6,182.16		6,336.15					153.99		
20030N101	COMCAST CORP ( CMCSA)	3/16/2022	CHARLES SCHWAB	182.00	8,232.77		9,737.66					1,504.89		
22822V101	CROWN CASTLE INTL CO (CGI)	3/16/2022	CHARLES SCHWAB	43.00	7,363.32		7,620.49					257.17		
81369Y506	ENERGY SELECT SECTOR (XLE)	3/16/2022	CHARLES SCHWAB	344.00	24,560.57		10,410.88				14,149.69			
33739N108	FIRST TRUST MANAGED (FMB)	3/16/2022	CHARLES SCHWAB	42.00	2,251.62		2,392.49					140.87		
46120E602	INTUITIVE SURGICAL (ISRG)	3/16/2022	CHARLES SCHWAB	11.00	2,987.60		3,651.13					663.53		
46434G103	ISHARES CORE MSCI (IEMG)	3/16/2022	CHARLES SCHWAB	3417.00	184,418.91		184,430.99					12.08		
464288273	ISHARES MSCI EAFE SMALL (SCZ)	3/16/2022	CHARLES SCHWAB	83.00	5,365.54		4,952.16				413.38			69.23
464288414	ISHARES NATIONAL MUNI (MUB)	3/16/2022	CHARLES SCHWAB	57.00	6,289.45		6,630.05					340.60		
G51502105	JOHNSON CONTROLS INTER (JCI)	3/16/2022	CHARLES SCHWAB	45.00	2,846.70		3,283.94					437.24		
46625H100	JPMORGAN CHASE & CO (JPM)	3/16/2022	CHARLES SCHWAB	162.00	22,158.36		25,715.53					3,557.17		
580135101	MCDONALDS CORP (MCD)	3/16/2022	CHARLES SCHWAB	76.00	17,883.18		17,895.71					12.53		
609207105	MONDELEZ INTL (MDLZ)	3/16/2022	CHARLES SCHWAB	36.00	2,203.94		2,166.23				37.71			
615369105	MOODYS CORP (MCO)	3/16/2022	CHARLES SCHWAB	23.00	7,134.52		7,316.07					181.55		
65339F101	NEXTERA ENERGY INC (NEE)	3/16/2022	CHARLES SCHWAB	17.00	1,379.06		1,484.44					105.38		
713448108	PEPSICO INC (PEP)	3/16/2022	CHARLES SCHWAB	77.00	12,107.62		12,627.23					519.61		
808524706	SCHWAB EMERGING MARKETS (SCHE)	3/16/2022	CHARLES SCHWAB	951.00	25,658.93		23,608.57				2,050.36			
824348106	SHERWIN WILLIAMS CO (SHW)	3/16/2022	CHARLES SCHWAB	28.00	6,759.31		7,188.58					429.27		
882508104	TEXAS INSTRUMENTS (TXN)	3/16/2022	CHARLES SCHWAB	55.00	9,480.33		10,491.22					1,010.89		
872540109	TJX COMPANIES INC (TJX)	3/16/2022	CHARLES SCHWAB	131.00	8,118.02		9,234.19					1,116.17		
00BK9Z096	TRANE TECHNOLOGIES PLC (TT)	3/16/2022	CHARLES SCHWAB	55.00	8,509.88		9,629.43					1,119.55		
921943858	VANGUARD FTSE DEVELOPED (VEA)	3/16/2022	CHARLES SCHWAB	1046.00	48,612.85		51,928.67					3,315.82		
922042858	VANGUARD FTSE EMERGING (VWO)	3/16/2022	CHARLES SCHWAB	899.00	40,495.01		46,563.70					6,068.69		
922907746	VANGUARD MUNI BND TAX EX (VTEB)	3/16/2022	CHARLES SCHWAB	95.00	4,935.62		5,218.83					283.21		
233051432	XTRACKERS USD HIGH YIELD (HYLB)	3/16/2022	CHARLES SCHWAB	5491.00	203,339.42		207,571.92					4,232.50		1,683.00
988498101	YUM BRANDS INC (YUM)	3/16/2022	CHARLES SCHWAB	61.00	7,216.30		7,165.05				51.25			
98956P102	ZIMMER BIOMER HLDGS (ZBH)	3/16/2022	CHARLES SCHWAB	41.00	4,913.44		4,835.32				78.12			
98888T107	ZIMVIE INC (ZIMV)	3/16/2022	CHARLES SCHWAB	4.00	90.27		111.41					21.14		
38144N569	GOLDMAN SACHS EM MKTS EQ (GERIX)	3/17/2022	CHARLES SCHWAB	13776.54	125,642.06		124,829.21				812.85			
54400N409	LORD ABBETT HIGH YEILD I (LAHYX)	3/17/2022	CHARLES SCHWAB	17702.38	123,916.69		122,164.79				1,751.90			1,458.79
701769101	PARNASSUS CORE EQUITY IN (PRILX)	3/17/2022	CHARLES SCHWAB	6732.71	395,883.17		214,866.57				181,016.60			
934423104	WARNER BROTHERS DISCOVER (WBD) (CIL)	4/1/2022	CHARLES SCHWAB	0.07	1.83		1.52				0.31			
00846U101	AGILENT TECHNOLOGIES (A)	5/25/2022	CHARLES SCHWAB	132.00	15,922.82		17,263.79					1,340.97		
011659109	ALASKA AIR GROUP INC (ALK)	5/25/2022	CHARLES SCHWAB	357.00	15,886.50		18,050.36					2,163.86		

1	2	3	4	5	6	7	8	9	10	11	12	13	14	15
Cusip #	Description	Date Sold	Name of Purchaser (If matured or called under redemption option, so state and give price at which called.)	No. of Shares of Stock	Consideration (Excluding Accrued Interest on Bonds)	Par Value of Bonds	Cost to Company (Excluding Accrued Interest on Bonds)	Book Value at Date of Sale	Increase, By Adjustment in Book Value During Year	Decrease, By Adjustment in Book Value During Year	Profit on Sale	Loss on Sale	Interest on Bonds Received During Year (including accrued interest on bonds sold)	Dividends on Stocks Received During Year (Including accrued dividends on stocks sold)
G0176J109	ALLEGION PUBLIC LTD F (ALLE)	5/25/2022	CHARLES SCHWAB	93.00	9,933.81		10,310.91					377.10		
G1151C101	ALPHABET INC CLASS C (GOOG)	5/25/2022	CHARLES SCHWAB	58.00	121,696.76		136,944.23					15,247.47		
023135106	AMAZON COM INC (AMZN)	5/25/2022	CHARLES SCHWAB	31.00	65,996.32		104,022.11					38,025.79		
02376R102	AMERICAN AIRLIS GROUP (AAL)	5/25/2022	CHARLES SCHWAB	663.00	10,428.33		10,999.18					570.85		
025816109	AMERICAN EXPRESS CO (AXP)	5/25/2022	CHARLES SCHWAB	67.00	10,631.56		11,227.60					596.04		
03076C106	AMERIPRISE FINL (AMP)	5/25/2022	CHARLES SCHWAB	36.00	9,396.36		14,417.12					4,601.50		
03662Q105	ANSYS INC (ANSS)	5/25/2022	CHARLES SCHWAB	38.00	9,370.04		12,192.26					2,822.22		
G0408V102	AON PLC CLASS A (AON)	5/25/2022	CHARLES SCHWAB	12.00	3,160.98		3,592.63					431.65		
027823106	ARTIV PLC (ARTV)	5/25/2022	CHARLES SCHWAB	106.00	9,813.22		14,417.12					4,601.50		
040413106	ARISTA NETWORKS INC (ANET)	5/25/2022	CHARLES SCHWAB	34.00	3,406.46		4,107.81					701.35		
042735100	ARROW ELECTRONICS (ARW)	5/25/2022	CHARLES SCHWAB	54.00	6,219.90		6,673.30					453.40		
052769106	AUTODESK INC (ADSK)	5/25/2022	CHARLES SCHWAB	59.00	10,827.41		13,259.77					2,432.36		
053484101	AVALONBAY CMNTYES INC (AVB)	5/25/2022	CHARLES SCHWAB	39.00	7,910.37		8,678.84					768.47		
058498106	BALL CORP (BLI)	5/25/2022	CHARLES SCHWAB	124.00	8,628.42		11,099.67					2,471.25		17.40
060505104	BANK OF AMERICA CORP (BAC)	5/25/2022	CHARLES SCHWAB	1115.00	39,665.57		47,160.28					7,494.71		
071813109	BAXTER INTERNATIONAL (BAX)	5/25/2022	CHARLES SCHWAB	115.00	8,614.66		9,741.65					1,126.99		
084670702	BERKSHIRE HATHAWAY (BRK/B)	5/25/2022	CHARLES SCHWAB	25.00	7,666.66		8,323.00					656.34		
086516101	BEST BUY (BBY)	5/25/2022	CHARLES SCHWAB	67.00	5,315.11		6,087.29					772.18		58.96
090572207	BIO-RAD LABS INC (BIO)	5/25/2022	CHARLES SCHWAB	15.00	7,644.90		9,030.71					1,385.81		
09247X101	BLACKROCK INC (BLK)	5/25/2022	CHARLES SCHWAB	35.00	21,719.25		27,179.89					5,460.64		
09260B382	BLACKROCK STRATEGIC INC (BSIX)	5/25/2022	CHARLES SCHWAB	4140.12	40,034.97		40,614.59					579.62		
09857L108	BOOKING HOLDINGS INC (BKNG)	5/25/2022	CHARLES SCHWAB	4.00	8,550.75		8,778.72					227.97		
099724106	BORG WARNER INC (BWA)	5/25/2022	CHARLES SCHWAB	173.00	6,562.65		6,487.86			74.79				
101137107	BOSTON SCIENTIFIC (BSX)	5/25/2022	CHARLES SCHWAB	237.00	9,436.89		10,384.16					947.27		
14040H105	CAPITAL ONE FC (COF)	5/25/2022	CHARLES SCHWAB	93.00	11,089.11		12,919.95					1,830.84		
159864107	CHARLES RIVER LABS (CRL)	5/25/2022	CHARLES SCHWAB	16.00	3,548.32		4,300.47					752.15		
808513105	CHARLES SCHWAB CORP (SCHW)	5/25/2022	CHARLES SCHWAB	296.00	19,184.91		22,458.43					3,273.52		
177376100	CITRIX SYSTEMS INC (CTXS)	5/25/2022	CHARLES SCHWAB	44.00	4,379.94		4,485.36					105.42		
12572Q105	CME GROUP INC (CME)	5/25/2022	CHARLES SCHWAB	70.00	13,613.25		16,001.36					2,388.11		208.25
192446102	COGNIZANT TECH SOLU (CTSH)	5/25/2022	CHARLES SCHWAB	217.00	15,396.15		17,169.89					1,773.74		
216648402	COOPER COMPANIES (COO)	5/25/2022	CHARLES SCHWAB	19.00	6,413.83		7,588.60					1,174.77		2.13
21935D105	CORNING INC (GLW)	5/25/2022	CHARLES SCHWAB	159.00	5,252.68		6,379.81					1,127.13		
231021106	CUMMINS INC (CMI)	5/25/2022	CHARLES SCHWAB	44.00	8,757.23		9,234.46					477.23		
23331A109	D R HORTON CO (DHI)	5/25/2022	CHARLES SCHWAB	107.00	7,252.47		8,769.35					1,516.88		
235851102	DANAHER CORP (DHR)	5/25/2022	CHARLES SCHWAB	131.00	32,558.74		37,162.44					4,603.70		
244199105	DEERE & CO (DE)	5/25/2022	CHARLES SCHWAB	53.00	17,995.90		18,258.73					262.83		
247361702	DELTA AIRLINES INC DEL (DAL)	5/25/2022	CHARLES SCHWAB	548.00	20,736.32		20,392.53				343.79			
253868103	DIGITAL REALTY TRUST (DLR)	5/25/2022	CHARLES SCHWAB	73.00	9,946.51		10,641.13					694.62		
256746108	DOLLAR TREE INC (DLTR)	5/25/2022	CHARLES SCHWAB	50.00	6,661.75		6,776.25					114.50		
260003108	DOVER CORP (DOV)	5/25/2022	CHARLES SCHWAB	52.00	6,649.25		7,226.70					577.45		
G29183103	EATON CORP PLC (ETN)	5/25/2022	CHARLES SCHWAB	84.00	11,140.44		12,101.44					961.00		
278642103	EBAY INC (EBAY)	5/25/2022	CHARLES SCHWAB	268.00	11,993.48		14,607.13					2,613.65		58.96
29082K105	EMBECTA CORP (EMBC) (original basis listed was 309.77)	5/25/2022	CHARLES SCHWAB	11.00	279.73		307.40					27.67		

1	2	3	4	5	6	7	8	9	10	11	12	13	14	15
Cusip #	Description	Date Sold	Name of Purchaser (If matured or called under redemption option, so state and give price at which called.)	No. of Shares of Stock	Consideration (Excluding Accrued Interest on Bonds)	Par Value of Bonds	Cost to Company (Excluding Accrued Interest on Bonds)	Book Value at Date of Sale	Increase, By Adjustment in Book Value During Year	Decrease, By Adjustment in Book Value During Year	Profit on Sale	Loss on Sale	Interest on Bonds Received During Year (including accrued interest on bonds sold)	Dividends on Stocks Received During Year (including accrued dividends on stocks sold)
291011104	EMERSON ELECTRIC CO (EMR)	5/25/2022	CHARLES SCHWAB	128.00	10,658.56		11,490.68					832.12		
29444U700	EQUINIX INC (EQIX)	5/25/2022	CHARLES SCHWAB	22.00	14,859.74		15,735.67					875.93		
29476L107	EQUITY RESIDENTIAL (EQR)	5/25/2022	CHARLES SCHWAB	80.00	6,020.81		6,523.06					502.25		232.58
518439104	ESTEE LAUDER CO INC (EL)	5/25/2022	CHARLES SCHWAB	32.00	7,336.32		9,321.86					1,985.54		19.20
29786A106	ETSY (ETSY)	5/25/2022	CHARLES SCHWAB	41.00	2,962.05		5,158.62					2,196.57		
303075105	FACTSET RESEARCH SYS (FDS)	5/25/2022	CHARLES SCHWAB	17.00	6,277.34		7,005.37					728.03		
31428X106	FEDEX CORP (FDX)	5/25/2022	CHARLES SCHWAB	62.00	12,591.08		14,240.11					1,649.03		
337738108	FISERVE INC (FISV)	5/25/2022	CHARLES SCHWAB	160.00	15,490.40		15,709.32					218.92		
345370860	FORD MOTOR CO (F)	5/25/2022	CHARLES SCHWAB	875.00	10,976.88		14,764.20					3,787.32		
34959E109	FORTINET INC (FTNT)	5/25/2022	CHARLES SCHWAB	26.00	7,456.43		8,154.38					697.95		
H2906T109	GARMIN LTD (GRMN)	5/25/2022	CHARLES SCHWAB	65.00	6,418.43		7,158.97					740.54		
369604301	GENERAL ELECTRIC CO (GE)	5/25/2022	CHARLES SCHWAB	174.00	12,702.87		15,960.33					3,257.46		
37045V100	GENERAL MOTORS CO (GM)	5/25/2022	CHARLES SCHWAB	352.00	12,511.84		17,852.15					5,340.31		
37940X102	GLOBAL PAYMENTS INC (GPN)	5/25/2022	CHARLES SCHWAB	60.00	7,483.86		7,903.05					419.19		
452327109	ILLUMINA INC (ILMN)	5/25/2022	CHARLES SCHWAB	38.00	9,111.34		12,206.28					3,094.94		
458140100	INTEL CORP (INTC)	5/25/2022	CHARLES SCHWAB	799.00	33,362.25		38,810.35					5,448.10		
45866F104	INTERCONTINENTAL EXC (ICE)	5/25/2022	CHARLES SCHWAB	184.00	17,893.26		22,986.51					5,093.25		
46266C105	IQVIA HOLDINGS INC (IQV)	5/25/2022	CHARLES SCHWAB	71.00	14,343.42		15,442.18					1,098.76		
464287507	ISHARES CORE S & P MID CAP (IJH)	5/25/2022	CHARLES SCHWAB	1503.00	360,900.51		259,764.37				101,136.14			1,272.67
464288273	ISHARES MSCI EAFE SMALL (SCZ)	5/25/2022	CHARLES SCHWAB	997.00	60,324.38		55,133.80				5,190.58			
464287655	ISHARES RUSSELL 2000 (IWM)	5/25/2022	CHARLES SCHWAB	1768.00	313,439.88		246,488.22				66,951.66			706.58
477143101	JETBLUE AIRWAYS CORP (JBLU)	5/25/2022	CHARLES SCHWAB	533.00	5,388.63		7,571.32					2,182.69		
49338L103	KEYSIGHT TECH INC (KEYS)	5/25/2022	CHARLES SCHWAB	81.00	11,079.19		13,765.69					2,686.50		
482480100	KLA CORP (KLAG)	5/25/2022	CHARLES SCHWAB	26.00	8,651.19		9,483.76					832.57		
50540R409	LAB CO OF AMER HLDG (LH)	5/25/2022	CHARLES SCHWAB	29.00	7,156.59		7,527.09					370.50		
521865204	LEAR CORP (LEA)	5/25/2022	CHARLES SCHWAB	30.00	3,844.80		4,311.90					467.10		
526057104	LENNAR CORP (LEN)	5/25/2022	CHARLES SCHWAB	64.00	4,772.33		5,596.48					824.15		
526107107	LENNOX INTERNATIONAL (LII)	5/25/2022	CHARLES SCHWAB	37.00	7,501.71		9,443.33					1,941.62		34.04
548661107	LOWES COMPANIES INC (LOW)	5/25/2022	CHARLES SCHWAB	119.00	22,220.25		25,329.33					3,109.08		
57060D108	MARKETAXESS HOLDINGS (MKTX)	5/25/2022	CHARLES SCHWAB	17.00	4,665.23		6,388.09					1,722.86		11.90
571748102	MARSH & MC LENNAN CO (MMC)	5/25/2022	CHARLES SCHWAB	31.00	4,708.28		4,831.86					123.58		
573284106	MARTIN MARIETTA MATERIAL (MLM)	5/25/2022	CHARLES SCHWAB	17.00	5,481.33		6,364.87					883.54		
57636Q104	MASTERCARD INC (MA)	5/25/2022	CHARLES SCHWAB	162.00	55,491.48		59,211.94					3,720.46		
57667L107	MATCH GROUP INC (MTCH)	5/25/2022	CHARLES SCHWAB	72.00	5,278.68		8,052.11					2,773.43		
577081102	MATTEL INC. (MAT)	5/25/2022	CHARLES SCHWAB	147.00	3,302.36		3,406.43					104.07		
592688105	METTLER TOLEDO INTL (MTD)	5/25/2022	CHARLES SCHWAB	7.00	8,574.02		8,909.05					335.03		
595017104	MICROCHIP TECHNOLOGY (MCHP)	5/25/2022	CHARLES SCHWAB	106.00	7,151.29		7,456.04					304.75		
595112103	MICRON TECHNOLOGY (MU)	5/25/2022	CHARLES SCHWAB	248.00	16,683.60		19,698.07					3,014.47		
609839105	MONOLITHIC PWER SYS (MPWR)	5/25/2022	CHARLES SCHWAB	13.00	5,183.77		5,851.17					667.40		9.75
631103108	NASDAQ INC (NDAQ)	5/25/2022	CHARLES SCHWAB	58.00	8,520.78		9,387.33					866.55		
654106103	NIKE INC (NIKE)	5/25/2022	CHARLES SCHWAB	211.00	22,722.59		31,413.20					8,690.61		
871503108	NORTONLIFELOCK INC (NLOK)	5/25/2022	CHARLES SCHWAB	177.00	4,351.19		4,813.52					462.33		
N6596X109	NXP SEMICONDUCTORS F (NXPI)	5/25/2022	CHARLES SCHWAB	73.00	13,201.12		13,148.76				52.36			

1	2	3	4	5	6	7	8	9	10	11	12	13	14	15
Cusip #	Description	Date Sold	Name of Purchaser (If matured or called under redemption option, so state and give price at which called.)	No. of Shares of Stock	Consideration (Excluding Accrued Interest on Bonds)	Par Value of Bonds	Cost to Company (Excluding Accrued Interest on Bonds)	Book Value at Date of Sale	Increase, By Adjustment in Book Value During Year	Decrease, By Adjustment in Book Value During Year	Profit on Sale	Loss on Sale	Interest on Bonds Received During Year (including accrued interest on bonds sold)	Dividends on Stocks Received During Year (Including accrued dividends on stocks sold)
68389X105	ORACLE CORP (ORCL)	5/25/2022	CHARLES SCHWAB	246.00	17,014.22		19,635.87					2,621.65		
690742101	OWENS CORNING FIBERGLAS (OC)	5/25/2022	CHARLES SCHWAB	50.00	4,602.50		4,688.70					86.20		
695156109	PACKAGING CORP OF AM (PKG)	5/25/2022	CHARLES SCHWAB	52.00	7,940.54		8,010.08					69.54		
70432V102	PAYCOM SOFTWARE INC (PAYC)	5/25/2022	CHARLES SCHWAB	15.00	4,090.35		4,857.44					767.09		
70450Y103	PAYPAL HOLDINGS INCORPOR (PYPL)	5/25/2022	CHARLES SCHWAB	244.00	19,382.31		25,342.45					5,960.14		
714046109	PERKINELMER INC (PKI)	5/25/2022	CHARLES SCHWAB	41.00	5,811.73		7,208.26					1,396.53		2.87
73278L105	POOL CORP (POOL)	5/25/2022	CHARLES SCHWAB	3.00	1,174.50		1,375.98					201.48		42.60
74736K101	QORVO INC (QRVO)	5/25/2022	CHARLES SCHWAB	69.00	7,111.69		9,631.63					2,519.94		
747525103	QUALCOMM INC (QCOM)	5/25/2022	CHARLES SCHWAB	159.00	20,525.42		25,407.74					4,882.32		
761152107	RESMED INC (RMD)	5/25/2022	CHARLES SCHWAB	35.00	6,764.71		7,166.92					402.21		
778296103	ROSS STORES INC (ROST)	5/25/2022	CHARLES SCHWAB	125.00	10,077.21		12,354.68					2,277.47		
78409V104	S & P GLOBAL INC (SPGI)	5/25/2022	CHARLES SCHWAB	85.00	29,583.24		32,542.63					2,959.39		
79466L302	SALESFORCE COM (CRM)	5/25/2022	CHARLES SCHWAB	198.00	31,515.66		44,179.85					12,664.19		
808524706	SCHWAB EMERGING MARKETS (SCHE)	5/25/2022	CHARLES SCHWAB	6157.00	155,243.21		153,077.53				2,165.68			86.08
81762P102	SERVICE NOW INC (NOW)	5/25/2022	CHARLES SCHWAB	32.00	14,302.66		16,745.28					2,442.62		
828806109	SIMON PTY GROUP (SPG)	5/25/2022	CHARLES SCHWAB	46.00	4,962.25		6,275.31					1,313.06		
83088M102	SKYWORKS SOLUTIONS (SWKS)	5/25/2022	CHARLES SCHWAB	71.00	7,077.84		10,198.72					3,120.88		
831865209	SMITH A O (AOS)	5/25/2022	CHARLES SCHWAB	114.00	6,618.84		7,675.91					1,057.07		
844741108	SOUTHWEST AIRLINES (LUV)	5/25/2022	CHARLES SCHWAB	664.00	27,735.28		28,751.63					1,016.35		
78463X509	SPDR INDEX SHARES EMERG (SPEM)	5/25/2022	CHARLES SCHWAB	17153.00	598,811.23		655,107.12					56,295.89		
78463X889	SPDR PORTFOLIO DVLDP (SPDW)	5/25/2022	CHARLES SCHWAB	6456.00	204,914.09		215,337.12					10,423.03		
78464A508	SPDR S&P 500 VALUE ETF (SPYV)	5/25/2022	CHARLES SCHWAB	4520.00	176,960.26		150,335.20				26,625.06			829.42
87165B103	SYNCHRONY FINL (SYF)	5/25/2022	CHARLES SCHWAB	169.00	5,682.07		6,918.49					1,236.42		
871607107	SYNOPSYS INC (SNPS)	5/25/2022	CHARLES SCHWAB	45.00	13,344.60		13,889.54					544.94		
874054109	TAKE TWO INTERACTV (TTWO)	5/25/2022	CHARLES SCHWAB	46.00	5,637.30		7,438.61					1,801.31		
87612E106	TARGET CORP (TGT)	5/25/2022	CHARLES SCHWAB	99.00	15,435.59		20,272.76					4,837.17		
H84989104	TE CONNECTIVITY LTD (TEL)	5/25/2022	CHARLES SCHWAB	94.00	11,409.53		12,774.87					1,365.34		
879360105	TELEDYNE TECHNOLOGIE (TDY)	5/25/2022	CHARLES SCHWAB	19.00	7,304.79		7,955.24					650.45		
883556102	THERMO FISHER SCNTFC (TMO)	5/25/2022	CHARLES SCHWAB	14.00	7,461.27		7,748.22					286.95		
892356106	TRACTOR SUPPLY COMP (TSCO)	5/25/2022	CHARLES SCHWAB	19.00	3,330.99		4,229.68					898.69		17.48
90384S303	ULTA BEAUTY (ULTA)	5/25/2022	CHARLES SCHWAB	16.00	5,619.84		5,892.40					272.56		
910047109	UNITED AIRLINES HOLDINGS (UAL)	5/25/2022	CHARLES SCHWAB	266.00	11,254.49		11,293.82					39.33		
921908844	VANGUARD DIVIDEND (VIG)	5/25/2022	CHARLES SCHWAB	2800.00	415,594.48		222,389.60				193,204.88			
921943858	VANGUARD FTSE DEVELOPED (VEA)	5/25/2022	CHARLES SCHWAB	10210.00	455,059.70		506,875.45					51,815.75		
922907886	VANGUARD LTD-TERM TX-EX (VMLUX)	5/25/2022	CHARLES SCHWAB	4545.49	48,682.24		51,091.15					2,408.91		
92343V104	VERIZON COMMUNICATION (VZ)	5/25/2022	CHARLES SCHWAB	538.00	27,322.33		28,242.31					919.98		
92826C839	VISA INC (V)	5/25/2022	CHARLES SCHWAB	247.00	50,017.50		53,019.95					3,002.45		
929160109	VULCAN MATERIALS COM (VMC)	5/25/2022	CHARLES SCHWAB	41.00	6,550.57		7,308.05					757.48		
931142103	WALMART INC (WMT)	5/25/2022	CHARLES SCHWAB	196.00	24,127.80		26,580.25					2,452.45		
254687106	WALT DISNEY CO (DIS)	5/25/2022	CHARLES SCHWAB	318.00	32,571.05		43,304.35					10,733.30		
955306105	WEST PHARM SRVC INC (WST)	5/25/2022	CHARLES SCHWAB	24.00	7,126.63		7,459.44					332.81		8.64
G96629103	WILLIS TOWERS WATSON P F (WTW)	5/25/2022	CHARLES SCHWAB	24.00	4,821.84		5,479.68					657.84		19.68
989207105	ZEBRA TECHNOLOGIES (ZBRA)	5/25/2022	CHARLES SCHWAB	23.00	7,372.54		9,470.69					2,098.15		

1	2	3	4	5	6	7	8	9	10	11	12	13	14	15
Cusip #	Description	Date Sold	Name of Purchaser (If matured or called under redemption option, so state and give price at which called.)	No. of Shares of Stock	Consideration (Excluding Accrued Interest on Bonds)	Par Value of Bonds	Cost to Company (Excluding Accrued Interest on Bonds)	Book Value at Date of Sale	Increase, By Adjustment in Book Value During Year	Decrease, By Adjustment in Book Value During Year	Profit on Sale	Loss on Sale	Interest on Bonds Received During Year (including accrued interest on bonds sold)	Dividends on Stocks Received During Year (Including accrued dividends on stocks sold)
88579Y101	3M CO (MMM)	7/5/2022	CHARLES SCHWAB	161.00	20,364.89		23,184.00					2,819.11		
002824100	ABBOTT LABORATORIES (ABT)	7/5/2022	CHARLES SCHWAB	371.00	40,118.01		42,784.51					2,666.50		
31151C101	ACCENTURE PLC (ACN)	7/5/2022	CHARLES SCHWAB	162.00	43,937.75		44,769.26					831.51		
004930202	ACTIVISION BLIZZARD (ATVI)	7/5/2022	CHARLES SCHWAB	34.00	2,652.74		2,638.40				14.34			
00724F101	ADOBE INC (ADBE)	7/5/2022	CHARLES SCHWAB	130.00	48,260.55		52,201.50					3,940.95		
00790S107	ADVANCED MICRO DEVIC (AMD)	7/5/2022	CHARLES SCHWAB	227.00	16,729.90		19,957.15					3,227.25		
008252108	AFFILIATED MANAGERS	7/5/2022	CHARLES SCHWAB	112.00	12,971.28		14,152.32					1,181.04		
001055102	AFLAC INC (AFL)	7/5/2022	CHARLES SCHWAB	163.00	8,864.43		9,374.13					509.70		
00971T101	AKAMAI TECHNOLOGIES INC (AKAM)	7/5/2022	CHARLES SCHWAB	142.00	13,003.21		14,060.84					1,057.63		
015271109	ALEXANDRIA REAL EST REIT (ARE)	7/5/2022	CHARLES SCHWAB	121.00	17,684.48		19,390.86					1,706.38		183.03
016255101	ALIGN TECHNOLOGY INC (ALGN)	7/5/2022	CHARLES SCHWAB	39.00	9,593.90		10,630.62					1,036.72		
01748X102	ALLEGIANTRAVEL CO (ALGT)	7/5/2022	CHARLES SCHWAB	122.00	14,023.90		16,233.32					2,209.42		
020002101	ALLSTATE CORP (ALL)	7/5/2022	CHARLES SCHWAB	8.00	1,012.25		1,041.03					28.78		
02209S103	ALTRIA GROUP INC (MO)	7/5/2022	CHARLES SCHWAB	110.00	4,533.65		4,822.40					288.75		
026874784	AMERICAN INTL GROUP (AIG)	7/5/2022	CHARLES SCHWAB	216.00	10,776.24		12,208.10					1,431.86		
031100100	AMETEK INC (AME)	7/5/2022	CHARLES SCHWAB	136.00	14,894.39		15,864.01					969.62		29.92
031162100	AMGEN INC (AMGN)	7/5/2022	CHARLES SCHWAB	8.00	1,947.55		2,007.07					59.52		
03209S101	AMPHENOL CORP (APH)	7/5/2022	CHARLES SCHWAB	407.00	25,488.38		27,793.85					2,305.47		
032654105	ANALOG DEVICES INC (ADI)	7/5/2022	CHARLES SCHWAB	181.00	25,279.38		28,616.85					3,337.47		
037833100	APPLE INC (AAPL)	7/5/2022	CHARLES SCHWAB	233.00	32,479.04		35,337.55					2,858.51		
038222105	APPLIED MATERIALS (AMAT)	7/5/2022	CHARLES SCHWAB	268.00	22,691.56		28,514.64					5,823.08		
039483102	ARCHER-DANIELS-MIDLN (ADM)	7/5/2022	CHARLES SCHWAB	99.00	7,099.46		8,774.36					1,674.90		
053015103	AUTO DATA PROCESSING (ADP)	7/5/2022	CHARLES SCHWAB	15.00	3,123.60		3,176.55					52.95		
053611109	AVERY DENNISON CORP (AVY)	7/5/2022	CHARLES SCHWAB	16.00	2,577.44		2,614.46					37.02		
064058100	BANK OF NY MELLON CO (BK)	7/5/2022	CHARLES SCHWAB	362.00	14,948.79		16,616.44					1,667.65		
09073M104	BIO-TECHNE CORP (TECH)	7/5/2022	CHARLES SCHWAB	15.00	5,336.21		5,271.15				65.06			
11135F101	BROADCOM INC (AVGO)	7/5/2022	CHARLES SCHWAB	34.00	15,880.38		18,167.50					2,287.12		
127387108	CADENCE DESIGN SYS (CDNS)	7/5/2022	CHARLES SCHWAB	3.00	450.32		432.12				18.20			
133131102	CAMDEN PROPERTY TR REIT (CPT)	7/5/2022	CHARLES SCHWAB	108.00	14,218.74		15,109.74					891.00		101.52
142339100	CARLISLE CO (CSL)	7/5/2022	CHARLES SCHWAB	54.00	12,902.76		12,357.62				545.14			19.44
14448C104	CARRIER GLOBAL CORP (CARR)	7/5/2022	CHARLES SCHWAB	522.00	18,562.32		20,756.53					2,194.21		131.25
14912S101	CATERPILLAR INC (CAT)	7/5/2022	CHARLES SCHWAB	106.00	18,186.84		20,662.24					2,475.40		
12514G108	CDW CORP (CDW)	7/5/2022	CHARLES SCHWAB	73.00	11,244.92		11,645.69					400.77		
15677J108	CERIDIAN H C M HOLDING I (CDAY)	7/5/2022	CHARLES SCHWAB	310.00	15,238.11		16,908.98					1,670.87		
16119P108	CHARTER COMMUNICATN CLASS A (CHTR)	7/5/2022	CHARLES SCHWAB	13.00	6,128.98		6,268.93					139.95		
169656105	CHIPOTLE MEXICAN GRL (CMG)	7/5/2022	CHARLES SCHWAB	4.00	5,266.24		5,125.69				140.55			
H1467J104	CHUBB LTD (CB)	7/5/2022	CHARLES SCHWAB	38.00	7,248.12		7,911.28					663.16		
17275R102	CISCO SYSTEMS INC (CSCO)	7/5/2022	CHARLES SCHWAB	944.00	38,832.86		42,230.96					3,398.10		
172967424	CITIGROUP INC (C)	7/5/2022	CHARLES SCHWAB	451.00	20,522.76		25,212.33					4,689.57		
20030N101	COMCAST CORP CLASS A (CMCSA)	7/5/2022	CHARLES SCHWAB	1113.00	43,518.30		48,204.03					4,685.73		
210371100	CONSTELLATION ENERGY COR	7/5/2022	CHARLES SCHWAB	82.00	4,396.84		3,857.21				539.63			
217204106	COPART INC (CPRT)	7/5/2022	CHARLES SCHWAB	15.00	1,652.68		1,651.80				0.88			
22822V101	CROWN CASTLE INTL CO (CCI)	7/5/2022	CHARLES SCHWAB	100.00	16,780.00		18,889.50					2,109.50		210.21

1	2	3	4	5	6	7	8	9	10	11	12	13	14	15
Cusip #	Description	Date Sold	Name of Purchaser (If matured or called under redemption option, so state and give price at which called.)	No. of Shares of Stock	Consideration (Excluding Accrued Interest on Bonds)	Par Value of Bonds	Cost to Company (Excluding Accrued Interest on Bonds)	Book Value at Date of Sale	Increase, By Adjustment in Book Value During Year	Decrease, By Adjustment in Book Value During Year	Profit on Sale	Loss on Sale	Interest on Bonds Received During Year (including accrued interest on bonds sold)	Dividends on Stocks Received During Year (including accrued dividends on stocks sold)
126408103	CSX CORP (CSX)	7/5/2022	CHARLES SCHWAB	462.00	13,148.94		14,278.11					1,129.17		
254709108	DISCOVER FINL S (DFS)	7/5/2022	CHARLES SCHWAB	198.00	19,035.23		21,460.69					2,425.46		30.00
26969P108	EAGLE MATERIALS INC (EXP)	7/5/2022	CHARLES SCHWAB	125.00	13,601.88		15,775.00					2,173.12		31.25
28176E108	EDWARDS LIFESCIENCES (EW)	7/5/2022	CHARLES SCHWAB	145.00	13,960.60		13,975.95					15.35		
285512109	ELECTRONIC ARTS INC (EA)	7/5/2022	CHARLES SCHWAB	113.00	13,941.38		14,630.93					689.55		
036752103	ELEVANCE HEALTH INC (ELV)	7/5/2022	CHARLES SCHWAB	6.00	2,809.90		3,017.88					207.98		
29414B104	EPAM SYSTEMS INC (EPAM)	7/5/2022	CHARLES SCHWAB	23.00	6,998.33		6,523.16				475.17			
294429105	EQUIFAX INC (EFX)	7/5/2022	CHARLES SCHWAB	66.00	12,080.97		13,445.79					1,364.82		
297178105	EVERETT PROPERTY TR REIT (ESS)	7/5/2022	CHARLES SCHWAB	31.00	8,030.30		8,621.72					591.42		88.20
29977A105	EVERCORE INC CLASS A	7/5/2022	CHARLES SCHWAB	127.00	11,793.98		13,804.27					2,010.29		91.44
302130109	EXPEDITORS INTL WASH (EXPD)	7/5/2022	CHARLES SCHWAB	141.00	13,525.43		14,891.72					1,366.29		94.47
31620M106	FIDELITY NATL INFO (FIS)	7/5/2022	CHARLES SCHWAB	64.00	5,973.70		6,389.40					415.70		
316773100	FIFTH THIRD BANCORP (FITB)	7/5/2022	CHARLES SCHWAB	438.00	14,509.19		16,199.25					1,690.06		131.40
32054K103	FIRST INDUSTRIAL RLT (FR)	7/5/2022	CHARLES SCHWAB	230.00	10,935.21		11,887.11					951.90		67.85
33616C100	FIRST REPUBLIC BANK (FRC)	7/5/2022	CHARLES SCHWAB	5.00	718.80		737.94					19.14		
33739N108	FIRST TRUST MANAGED (FMB)	7/5/2022	CHARLES SCHWAB	75.00	3,816.01		4,272.30					456.29		
339041105	FLEETCOR TECHNOLOGIE (FLT)	7/5/2022	CHARLES SCHWAB	54.00	11,329.20		12,515.70					1,186.50		
34959J108	FORTIVE CORP DISC 00500 (FTV)	7/5/2022	CHARLES SCHWAB	185.00	9,977.64		10,841.00					863.36		21.56
34964C106	FORTUNE BRANDS HM&S (FBHS)	7/5/2022	CHARLES SCHWAB	284.00	17,508.26		18,856.98					1,348.72		96.04
354613101	FRANKLIN RESOURCES (BEN)	7/5/2022	CHARLES SCHWAB	354.00	8,220.02		9,262.87					1,042.85		102.66
366651107	GARTNER INC (IT)	7/5/2022	CHARLES SCHWAB	58.00	13,735.83		14,708.76					972.93		
371901109	GENTEX CORP (GNTX)	7/5/2022	CHARLES SCHWAB	781.00	21,587.78		22,951.42					1,363.64		60.00
375558103	GILEAD SCIENCES INC (GILD)	7/5/2022	CHARLES SCHWAB	243.00	14,968.80		15,621.08					652.28		
38141G104	GOLDMAN SACHS GROUP (GS)	7/5/2022	CHARLES SCHWAB	104.00	30,507.36		32,986.59					2,479.23		
418056107	HASBRO INC (HAS)	7/5/2022	CHARLES SCHWAB	199.00	16,049.93		16,472.23					422.30		
419879101	HAWAIIAN HOLDINGS (HA)	7/5/2022	CHARLES SCHWAB	754.00	10,987.67		11,664.38					676.71		
40412C101	HCA HEALTHCARE INC (HCA)	7/5/2022	CHARLES SCHWAB	67.00	11,414.79		13,847.67					2,432.88		
426281101	HENRY JACK & ASSOC (JKHY)	7/5/2022	CHARLES SCHWAB	7.00	1,271.06		1,285.41					14.35		
43300A203	HILTON WORLDWIDE HLD (HLT)	7/5/2022	CHARLES SCHWAB	131.00	14,501.24		17,021.35					2,520.11		19.65
436440101	HOLOGIC INC (HOLX)	7/5/2022	CHARLES SCHWAB	100.00	6,901.96		7,609.50					707.54		
437076102	HOME DEPOT INC (HD)	7/5/2022	CHARLES SCHWAB	241.00	67,319.74		73,705.87					6,386.13		
438516106	HONEYWELL INTL INC (HON)	7/5/2022	CHARLES SCHWAB	170.00	28,814.15		31,846.20					3,032.05		
44107P104	HOST HOTELS & RESORT (HST) (FORMERLY REIT)	7/5/2022	CHARLES SCHWAB	472.00	7,393.88		8,872.94					1,479.06		28.32
40434L105	HP INC. (HPQ)	7/5/2022	CHARLES SCHWAB	369.00	11,354.87		13,029.17					1,674.30		92.25
45167R104	IDEX CORP (IEX)	7/5/2022	CHARLES SCHWAB	50.00	9,066.00		9,208.25					142.25		
45168D104	IDEXX LABS INC (IDXX)	7/5/2022	CHARLES SCHWAB	35.00	12,577.08		12,767.30					190.22		
452308109	ILLINOIS TOOL WORKS (ITW)	7/5/2022	CHARLES SCHWAB	59.00	10,499.10		11,782.89					1,283.79		
45687V106	INGERSOLL RAND INC (IR)	7/5/2022	CHARLES SCHWAB	267.00	10,951.30		12,123.56					1,172.26		
45841N107	INTERACTIVE BROKERS CLASS A (IBKR)	7/5/2022	CHARLES SCHWAB	202.00	11,203.69		11,394.82					191.13		20.20
460146103	INTERNTL PAPER (IP)	7/5/2022	CHARLES SCHWAB	362.00	14,782.41		16,412.08					1,629.67		167.43
461202103	INTUIT INC (INTU)	7/5/2022	CHARLES SCHWAB	102.00	40,126.71		40,491.62					364.91		
46120E602	INTUITIVE SURGICAL (ISRG)	7/5/2022	CHARLES SCHWAB	105.00	21,282.98		24,507.73					3,224.75		
G491BT108	INVESCO LTD F (IVZ)	7/5/2022	CHARLES SCHWAB	640.00	10,153.60		11,780.16					1,626.56		

1	2	3	4	5	6	7	8	9	10	11	12	13	14	15
Cusip #	Description	Date Sold	Name of Purchaser (If matured or called under redemption option, so state and give price at which called.)	No. of Shares of Stock	Consideration (Excluding Accrued Interest on Bonds)	Par Value of Bonds	Cost to Company (Excluding Accrued Interest on Bonds)	Book Value at Date of Sale	Increase, By Adjustment in Book Value During Year	Decrease, By Adjustment in Book Value During Year	Profit on Sale	Loss on Sale	Interest on Bonds Received During Year (including accrued interest on bonds sold)	Dividends on Stocks Received During Year (including accrued dividends on stocks sold)
46432F842	ISHARES MSCI EAFE ETF (IEFA)	7/5/2022	CHARLES SCHWAB	1522.00	86,868.61		98,275.39					11,406.78		
46434G103	ISHARES CORE MSCI (IEMG)	7/5/2022	CHARLES SCHWAB	656.00	31,346.96		32,972.53					1,625.57		
464287465	ISHARES MSCI EAFE ETF (EFA)	7/5/2022	CHARLES SCHWAB	313.00	18,983.48		21,776.95					2,793.47		
464288414	ISHARES NATIONAL MUNI (MUB)	7/5/2022	CHARLES SCHWAB	152.00	16,240.44		17,740.97					1,500.53		
469814107	JACOBS ENGINEERING (J)	7/5/2022	CHARLES SCHWAB	102.00	12,375.30		13,896.65					1,521.35		
551502105	JOHNSON CONTROLS INTER (JCI)	7/5/2022	CHARLES SCHWAB	402.00	18,976.41		21,864.13					2,887.72		
501044101	KROGER CO (KR)	7/5/2022	CHARLES SCHWAB	162.00	7,690.95		8,324.22					633.27		
512807108	LAM RESEARCH CORP (LRCX)	7/5/2022	CHARLES SCHWAB	48.00	18,408.48		22,943.52					4,535.04		
55494J103	LINDE PLC (LIN)	7/5/2022	CHARLES SCHWAB	92.00	24,715.80		28,919.28					4,203.48		
501889208	LKQ CORP (LKQ)	7/5/2022	CHARLES SCHWAB	38.00	1,861.58		1,869.60					8.02		
55261F104	M & T BANK CORP (MTB)	7/5/2022	CHARLES SCHWAB	66.00	10,289.55		11,260.92					971.37		
58063U547	MAINSTAY MACKAY HIGH YIELD (MMHX)	7/5/2022	CHARLES SCHWAB	966.15	11,371.60		12,299.10					927.50		
562750109	MANHATTAN ASSOCIATES (MANH)	7/5/2022	CHARLES SCHWAB	139.00	16,466.72		16,136.51				330.21			
571903202	MARRIOTT INTL INC CLASS A (MAR)	7/5/2022	CHARLES SCHWAB	99.00	13,432.82		15,426.36					1,993.54		
574599106	MASCO CORP (MAS)	7/5/2022	CHARLES SCHWAB	241.00	12,459.80		13,296.93					837.13		115.92
G5960L103	MEDTRONIC PLC (MDT)	7/5/2022	CHARLES SCHWAB	265.00	23,725.98		27,511.62					3,785.64		
58510R812	MEEDER QUANTEK INSTITUTION (QNTIX)	7/5/2022	CHARLES SCHWAB	13151.66	433,478.81		452,879.47					19,400.66		
30303M102	META PLATFORMS INC CLASS A (FB)	7/5/2022	CHARLES SCHWAB	223.00	36,415.90		40,689.70					4,273.80		
59156R108	METLIFE INC (MET)	7/5/2022	CHARLES SCHWAB	164.00	10,053.10		10,577.84					524.74		
59522J103	MID AMERICA APARTMENT CO (MAA)	7/5/2022	CHARLES SCHWAB	85.00	14,504.13		15,421.85					917.72		43.50
615369105	MOODY'S CORP (MCO)	7/5/2022	CHARLES SCHWAB	74.00	20,148.35		21,567.30					1,418.95		
617446448	MORGAN STANLEY (MS)	7/5/2022	CHARLES SCHWAB	287.00	21,238.00		25,646.86					4,408.86		
620076307	MOTOROLA SOLUTIONS (MSI)	7/5/2022	CHARLES SCHWAB	37.00	7,652.34		7,922.44					270.10		
64110L106	NETFLIX INC (NFLX)	7/5/2022	CHARLES SCHWAB	57.00	10,273.11		10,615.40					342.29		
655844108	NORFOLK SOUTHERN CO (NSC)	7/5/2022	CHARLES SCHWAB	4.00	894.42		925.92					31.50		
665859104	NORTHERN TRUST CORP (NTRS)	7/5/2022	CHARLES SCHWAB	124.00	11,798.82		13,139.66					1,340.84		
67065Q574	NUVEEN STRATEGIC MUNICIP (NSIOX)	7/5/2022	CHARLES SCHWAB	1190.57	12,000.94		12,941.49					940.55		
67066G104	NVIDIA CORP (NVDA)	7/5/2022	CHARLES SCHWAB	192.00	28,064.03		36,196.89					8,132.86		
68902V107	OTIS WORLDWIDE CORP (OTIS)	7/5/2022	CHARLES SCHWAB	45.00	3,185.49		3,280.28					94.79		84.46
693718108	PACCAR INC (PCAR)	7/5/2022	CHARLES SCHWAB	117.00	9,399.76		9,836.06					436.30		141.70
92556H206	PARAMOUNT GLOBAL CLASS B (PARA)	7/5/2022	CHARLES SCHWAB	227.00	5,600.09		7,594.07					1,993.98		54.48
701094104	PARKER-HANNIFIN COR (PPH)	7/5/2022	CHARLES SCHWAB	49.00	11,819.48		12,692.72					873.24		
704326107	PAYCHEX INC (PAYX)	7/5/2022	CHARLES SCHWAB	89.00	10,082.37		10,434.81					352.44		
717081103	PFIZER (PFE)	7/5/2022	CHARLES SCHWAB	24.00	1,213.20		1,284.36					71.16		
718172109	PHILIP MORRIS INTL (PM)	7/5/2022	CHARLES SCHWAB	180.00	17,504.69		19,002.08					1,497.39		
693475105	PNC FINL SERVICES (PNC)	7/5/2022	CHARLES SCHWAB	124.00	19,579.80		20,555.15					975.35		
73278L105	POOL CORP (POOL)	7/5/2022	CHARLES SCHWAB	22.00	7,729.61		8,388.63					659.02		
74340W103	PROLOGIS INC (PLD)	7/5/2022	CHARLES SCHWAB	137.00	16,263.27		17,077.33					814.06		
69370C100	PTC INC (PTC)	7/5/2022	CHARLES SCHWAB	125.00	13,303.89		13,590.37					286.48		
754730109	RAYMOND JAMES FINL (RJF)	7/5/2022	CHARLES SCHWAB	190.00	16,725.70		17,178.85					453.15		64.60
75886F107	REGENERON PHARMS INC (REGN)	7/5/2022	CHARLES SCHWAB	23.00	13,498.93		15,808.02					2,309.09		
776696106	ROPER TECHNOLOGIES	7/5/2022	CHARLES SCHWAB	55.00	21,679.98		23,454.74					1,774.76		
78410G104	S B A COMMUNICATIONS CLASS A (SBAC)	7/5/2022	CHARLES SCHWAB	33.00	10,535.75		11,407.77					872.02		

1	2	3	4	5	6	7	8	9	10	11	12	13	14	15
Cusip #	Description	Date Sold	Name of Purchaser (If matured or called under redemption option, so state and give price at which called.)	No. of Shares of Stock	Consideration (Excluding Accrued Interest on Bonds)	Par Value of Bonds	Cost to Company (Excluding Accrued Interest on Bonds)	Book Value at Date of Sale	Increase, By Adjustment in Book Value During Year	Decrease, By Adjustment in Book Value During Year	Profit on Sale	Loss on Sale	Interest on Bonds Received During Year (including accrued interest on bonds sold)	Dividends on Stocks Received During Year (including accrued dividends on stocks sold)
784117103	SEI INVESTMENTS CO (SEIC)	7/5/2022	CHARLES SCHWAB	251.00	13,428.90		13,810.02					381.12		100.40
824348106	SHERWIN WILLIAMS CO (SHW)	7/5/2022	CHARLES SCHWAB	46.00	10,892.80		12,002.32					1,109.52		
827048109	SILGAN HOLDINGS INC (SLGN)	7/5/2022	CHARLES SCHWAB	271.00	11,021.57		11,394.25					372.68		43.36
830879102	SKYWEST INC (SKYW)	7/5/2022	CHARLES SCHWAB	458.00	9,845.21		10,969.19					1,123.98		
78463X889	SPDR PORTFOLIO DVLDP (SPDW)	7/5/2022	CHARLES SCHWAB	12686.00	355,461.72		425,951.31					70,489.59		
854502101	STANLEY BLACK & DECK (SWK)	7/5/2022	CHARLES SCHWAB	89.00	9,435.78		10,397.31					961.53		70.31
857477103	STATE STREET CORP (STT)	7/5/2022	CHARLES SCHWAB	178.00	11,003.96		12,135.15					1,131.19		
G8473T100	STERIS PLC F (STE)	7/5/2022	CHARLES SCHWAB	52.00	10,642.33		11,890.62					1,248.29		22.36
860630102	STEL FINL CO (SF)	7/5/2022	CHARLES SCHWAB	223.00	12,216.23		13,746.84					1,530.61		66.90
863667101	STRYKER CORP (SYK)	7/5/2022	CHARLES SCHWAB	91.00	18,128.45		22,327.04					4,198.59		
78486Q101	SVB FINL GROUP (SIVB)	7/5/2022	CHARLES SCHWAB	31.00	12,517.65		13,749.91					1,232.26		
74144T108	T ROWE PRICE GROUP (TROW)	7/5/2022	CHARLES SCHWAB	170.00	19,388.50		20,493.50					1,105.00		
879369106	TELEFLEX INCORPORATE (TFX)	7/5/2022	CHARLES SCHWAB	32.00	7,980.00		9,015.05					1,035.05		
880770102	TERADYNE INCORPORATE (TER)	7/5/2022	CHARLES SCHWAB	135.00	11,359.13		13,352.59					1,993.46		1.43
88160R101	TESLA INC (TSLA)	7/5/2022	CHARLES SCHWAB	42.00	28,128.45		27,795.93				332.52			
882508104	TEXAS INSTRUMENTS (TXN)	7/5/2022	CHARLES SCHWAB	222.00	32,428.45		37,319.31					4,890.86		
883556102	THERMO FISHER SCNTFC (TMO)	7/5/2022	CHARLES SCHWAB	25.00	13,453.00		13,619.59					166.59		
872540109	TJX COMPANIES INC (TJX)	7/5/2022	CHARLES SCHWAB	489.00	27,838.77		29,676.53					1,837.76		
00BK9ZQ96	TRANE TECHNOLOGIES PLC (TT)	7/5/2022	CHARLES SCHWAB	60.00	7,767.04		7,959.85					192.81		
89417E109	TRAVELERS COMPANIES (TRV)	7/5/2022	CHARLES SCHWAB	48.00	7,924.77		8,379.36					454.59		44.64
896239100	TRIMBLE INC (TRMB)	7/5/2022	CHARLES SCHWAB	216.00	12,344.53		14,046.72					1,702.19		
90184L102	TWITTER (TWTR)	7/5/2022	CHARLES SCHWAB	96.00	3,661.59		3,536.64				124.95			
902252105	TYLER TECHNOLOGIES (TYL)	7/5/2022	CHARLES SCHWAB	70.00	23,507.75		23,950.50					442.75		
902973304	U S BANCORP (USB)	7/5/2022	CHARLES SCHWAB	330.00	15,048.79		16,706.55					1,657.76		
902653104	UDR INC (UDR)	7/5/2022	CHARLES SCHWAB	191.00	8,624.61		9,003.66					379.05		
922042858	VANGUARD FTSE EMERGING (VWO)	7/5/2022	CHARLES SCHWAB	4738.00	192,422.03		197,693.05					5,271.02		
922907878	VANGUARD INTERM-TERM TX EX (VWIUX)	7/5/2022	CHARLES SCHWAB	1508.61	20,351.08		22,294.54					1,943.46		
922907746	VANGUARD MUNI BND TAX EX (VTEB)	7/5/2022	CHARLES SCHWAB	298.00	14,950.57		16,404.05					1,453.48		
92343E102	VERISIGN INC (VRSN)	7/5/2022	CHARLES SCHWAB	23.00	3,894.70		3,903.10					8.40		
918204108	VF CORP (VFC)	7/5/2022	CHARLES SCHWAB	338.00	14,923.38		15,831.92					908.54		169.00
929089100	VOYA FINL INC (VOYA)	7/5/2022	CHARLES SCHWAB	252.00	14,786.83		16,377.48					1,590.65		
931427108	WALGREENS BOOTS ALLI (WBA)	7/5/2022	CHARLES SCHWAB	224.00	8,519.84		9,470.52					950.68		
934423104	WARNER BROTHERS DISCOVER (WBD)	7/5/2022	CHARLES SCHWAB	734.00	10,306.61		13,366.94					3,060.33		
949746101	WELLS FARGO & CO (WFC)	7/5/2022	CHARLES SCHWAB	663.00	25,825.64		31,084.55					5,258.91		
95040Q104	WELLTOWER INC REIT (WELL)	7/5/2022	CHARLES SCHWAB	111.00	8,976.57		9,815.62					839.05		
962166104	WEYERHAEUSER CO REIT (WY)	7/5/2022	CHARLES SCHWAB	302.00	10,056.60		11,481.86					1,425.26		54.36
98419M100	XYLEM INC (XYL)	7/5/2022	CHARLES SCHWAB	137.00	10,594.90		10,912.05					317.15		
988498101	YUM BRANDS INC (YUM)	7/5/2022	CHARLES SCHWAB	8.00	922.92		918.32				4.60			
98956P102	ZIMMER BIOMET HLDGS (ZBH)	7/5/2022	CHARLES SCHWAB	88.00	9,262.55		10,416.55					1,154.00		30.96
192479103	COHERENT INC (COHR)	7/5/2022	CHARLES SCHWAB	32.00	8,491.05		8,345.12				145.93			
12571T100	CMC MATLS INC	7/5/2022	CHARLES SCHWAB	54.00	9,403.73		9,300.59					103.14		
29362U104	ENTEGRIS INC (ENTG) CIL	7/5/2022	CHARLES SCHWAB	0.33	30.81		30.35					0.46		
902104108	II-VI INC (IIVI) CIL	7/5/2022	CHARLES SCHWAB	0.12	5.78		5.98					0.20		

1	2	3	4	5	6	7	8	9	10	11	12	13	14	15
Cusip #	Description	Date Sold	Name of Purchaser (If matured or called under redemption option, so state and give price at which called.)	No. of Shares of Stock	Consideration (Excluding Accrued Interest on Bonds)	Par Value of Bonds	Cost to Company (Excluding Accrued Interest on Bonds)	Book Value at Date of Sale	Increase, By Adjustment in Book Value During Year	Decrease, By Adjustment in Book Value During Year	Profit on Sale	Loss on Sale	Interest on Bonds Received During Year (including accrued interest on bonds sold)	Dividends on Stocks Received During Year (Including accrued dividends on stocks sold)
00206R102	ATT (T)	8/15/2022	CHARLES SCHWAB	554.00	10,221.30		11,632.29					1,410.99		
00287Y109	ABBVIE INC (ABBV)	8/15/2022	CHARLES SCHWAB	58.00	8,232.53		8,860.49					627.96		
02002101	ALLSTATE CORP (ALL)	8/15/2022	CHARLES SCHWAB	18.00	2,301.93		2,342.31					40.38		
02079K305	ALPHABET INC CLASS A (GOOGL)	8/15/2022	CHARLES SCHWAB	260.00	31,713.50		35,012.84					3,299.34		
G0250X107	AMCOR PLC F (AMCR)	8/15/2022	CHARLES SCHWAB	204.00	2,647.17		2,634.66				12.51			
03116Z100	AMGEN INC (AMGN)	8/15/2022	CHARLES SCHWAB	9.00	2,254.68		2,257.96					3.28		
058498106	BALL CORP (BLL)	8/15/2022	CHARLES SCHWAB	123.00	7,400.30		8,392.29					991.99		
071813109	BAXTER INTERNATIONAL (BAX)	8/15/2022	CHARLES SCHWAB	276.00	17,150.64		17,760.60					609.96		
09260B382	BLACKROCK STRATEGIC INC (BSIX)	8/15/2022	CHARLES SCHWAB	9717.57	93,580.16		95,796.95					2,216.79		
09260B382	BLACKROCK STRATEGIC INC (BSIX)	8/15/2022	CHARLES SCHWAB	43779.07	421,592.46		453,118.19					31,525.73		
101121101	BOSTON PROPERTIES REIT	8/15/2022	CHARLES SCHWAB	121.00	10,814.98		10,883.38					68.40		
110122108	BRISTOL MYERS SQUIBB (BMY)	8/15/2022	CHARLES SCHWAB	96.00	7,125.29		7,396.32					271.03		
16119P108	CHARTER COMMUNICATN CLASS A (CHTR)	8/15/2022	CHARLES SCHWAB	33.00	15,904.35		15,913.44					9.09		
H1467J104	CHUBB LTD (CB)	8/15/2022	CHARLES SCHWAB	32.00	6,303.70		6,314.52					10.82		
12572Q105	CME GROUP INC (CME)	8/15/2022	CHARLES SCHWAB	96.00	19,487.27		19,446.54				40.73			
33739N108	FIRST TRUST MANAGED (FMB)	8/15/2022	CHARLES SCHWAB	1.00	51.70		56.96					5.26		
3373N108	FIRST TRUST MANAGED (FMB)	8/15/2022	CHARLES SCHWAB	5368.00	277,526.14		306,283.30					28,757.16		
34959E109	FORTINET INC (FTNT)	8/15/2022	CHARLES SCHWAB	190.00	10,326.50		10,954.62					628.12		
459200101	IBM CORP (IBM)	8/15/2022	CHARLES SCHWAB	1.00	134.71		136.70					1.99		
46432F842	ISHARES MSCI EAFE ETF (IEFA)	8/15/2022	CHARLES SCHWAB	8128.00	509,140.36		524,824.15					15,683.79		
464287465	ISHARES MSCI EAFE ETF (EFA)	8/15/2022	CHARLES SCHWAB	318.00	21,073.86		21,787.74					713.88		
464288414	ISHARES NATIONAL MUNI (MUB)	8/15/2022	CHARLES SCHWAB	4010.00	433,441.30		469,250.13					35,808.83		
478160104	JOHNSON & JOHNSON (JNJ)	8/15/2022	CHARLES SCHWAB	165.00	27,428.31		29,293.29					1,864.98		
46625H100	JPMORGAN CHASE & CO (JPM)	8/15/2022	CHARLES SCHWAB	648.00	79,412.46		80,218.86					806.40		
525327102	LEIDOS HOLDINGS INC (LDOS)	8/15/2022	CHARLES SCHWAB	74.00	7,494.11		7,545.77					51.66		26.64
532457108	LILLY ELI & CO (LLY)	8/15/2022	CHARLES SCHWAB	12.00	3,762.12		3,851.65					89.53		
56063U547	MAINSTAY MACKAY HIGH YIELD (MMHIX)	8/15/2022	CHARLES SCHWAB	10162.12	122,351.98		129,697.96					7,345.98		
56063U547	MAINSTAY MACKAY HIGH YIELD (MMHIX)	8/15/2022	CHARLES SCHWAB	33270.12	400,572.18		448,148.45					47,576.27		
58933Y105	MERCK & CO INC (MRK)	8/15/2022	CHARLES SCHWAB	74.00	6,684.79		6,789.91					105.12		
30303M102	META PLATFORMS INC CLASS A (FB)	8/15/2022	CHARLES SCHWAB	171.00	30,937.47		31,201.52					264.05		
67065Q574	NUVEEN STRATEGIC MUNICIPAL (NSIOX)	8/15/2022	CHARLES SCHWAB	43386.20	450,348.76		497,645.67					47,296.91		
717081103	PFIZER (PFE)	8/15/2022	CHARLES SCHWAB	736.00	36,593.92		38,707.43					2,113.51		
742718109	PROCTER & GAMBLE (PG)	8/15/2022	CHARLES SCHWAB	212.00	31,490.48		31,288.74				201.74			
808524706	SCHWAB EMERGING MARKETS (SCHE)	8/15/2022	CHARLES SCHWAB	0.86	21.97		21.30				0.67			
871829107	SYSCO CORP (SY)	8/15/2022	CHARLES SCHWAB	38.00	3,234.10		3,236.65					2.55		
921943858	VANGUARD FTSE DEVELOPED (VEA)	8/15/2022	CHARLES SCHWAB	996.00	43,207.18		39,421.68				3,785.50			
922907878	VANGUARD INTERM-TERM TX EX (VWIUX)	8/15/2022	CHARLES SCHWAB	31838.55	435,551.32		472,246.59					36,695.27		
922907886	VANGUARD LTD-TERM TX-EX (VMLUX)	8/15/2022	CHARLES SCHWAB	35395.63	382,980.72		398,554.79					15,574.07		
922907746	VANGUARD MUNI BND TAX EX (VTEB)	8/15/2022	CHARLES SCHWAB	8541.00	434,916.26		471,016.54					36,100.28		
921932703	VANGUARD S&P 500 VALUE (VOOV)	8/15/2022	CHARLES SCHWAB	0.34	49.94		47.01				2.93			0.44
92343V104	VERIZON COMMUNICATION (VZ)	8/15/2022	CHARLES SCHWAB	726.00	33,051.15		36,768.27					3,717.12		
00206R102	ATT (T)	9/15/2022	CHARLES SCHWAB	703.00	11,749.10		12,439.76					690.66		
00287Y109	ABBVIE INC (ABBV)	9/15/2022	CHARLES SCHWAB	26.00	3,707.03		3,766.62					59.59		

1	2	3	4	5	6	7	8	9	10	11	12	13	14	15
Cusip #	Description	Date Sold	Name of Purchaser (If matured or called under redemption option, so state and give price at which called.)	No. of Shares of Stock	Consideration (Excluding Accrued Interest on Bonds)	Par Value of Bonds	Cost to Company (Excluding Accrued Interest on Bonds)	Book Value at Date of Sale	Increase, By Adjustment in Book Value During Year	Decrease, By Adjustment in Book Value During Year	Profit on Sale	Loss on Sale	Interest on Bonds Received During Year (including accrued interest on bonds sold)	Dividends on Stocks Received During Year (including accrued dividends on stocks sold)
004930202	ACTIVISION BLIZZARD (ATVI)	9/15/2022	CHARLES SCHWAB	159.00	12,193.58		12,622.18					428.60		
G0176J109	ALLEGION PUBLIC LTD F (ALLE)	9/15/2022	CHARLES SCHWAB	164.00	15,282.39		16,175.32					892.93		105.37
020002101	ALLSTATE CORP (ALL)	9/15/2022	CHARLES SCHWAB	48.00	6,170.16		5,249.92				920.24			141.95
02079K305	ALPHABET INC CLASS A (GOOGL)	9/15/2022	CHARLES SCHWAB	640.00	65,722.94		73,234.39					7,511.45		
G1151C101	ALPHABET INC CLASS C (GOOG)	9/15/2022	CHARLES SCHWAB	152.00	15,758.60		16,770.54					1,011.94		
03027X100	AMERN TOWER CORP (AMT)	9/15/2022	CHARLES SCHWAB	97.00	23,758.31		24,899.90					1,141.59		
031162100	AMGEN INC (AMGN)	9/15/2022	CHARLES SCHWAB	8.00	1,816.74		1,831.26					14.52		
038336103	APTARGROUP INC (ATR)	9/15/2022	CHARLES SCHWAB	120.00	12,603.28		12,462.00				141.28			45.60
042735100	ARROW ELECTRONICS (ARW)	9/15/2022	CHARLES SCHWAB	148.00	14,513.87		15,549.00					1,035.13		
09073M104	BIO-TECHNE CORP (TECH)	9/15/2022	CHARLES SCHWAB	32.00	10,131.71		11,245.12					1,113.41		10.24
116794108	BRUKER CORP (BRKR)	9/15/2022	CHARLES SCHWAB	245.00	13,262.00		14,241.85					979.85		24.50
14040H105	CAPITAL ONE FC (COF)	9/15/2022	CHARLES SCHWAB	174.00	17,827.83		18,126.47					298.64		351.00
15135B101	CENTENE CORP (CNC)	9/15/2022	CHARLES SCHWAB	146.00	12,592.50		11,724.83				867.67			
192446102	COGNIZANT TECH SOLU (CTSH)	9/15/2022	CHARLES SCHWAB	232.00	14,344.30		15,435.73					1,091.43		260.01
192479103	COHERENT INC (COHR)	9/15/2022	CHARLES SCHWAB	29.00	1,223.37		1,445.07					221.70		
194162103	COLGATE-PALMOLIVE CO (CL)	9/15/2022	CHARLES SCHWAB	108.00	8,118.36		8,318.16					199.80		88.11
216648402	COOPER COMPANIES (COO)	9/15/2022	CHARLES SCHWAB	71.00	21,223.71		22,190.34					966.63		
23331A109	D R HORTON CO (DHI)	9/15/2022	CHARLES SCHWAB	184.00	12,787.78		13,016.16					248.38		65.48
253868103	DIGITAL REALTY TRUST (DLR)	9/15/2022	CHARLES SCHWAB	84.00	9,455.38		10,652.85					1,197.47		224.02
260557103	DOW INC	9/15/2022	CHARLES SCHWAB	254.00	11,859.90		12,669.32					809.42		
81369Y506	ENERGY SELECT SECTOR (XLE)	9/15/2022	CHARLES SCHWAB	985.00	78,814.78		29,810.24				49,004.54			12,524.15
29362U104	ENTEGRIS INC (ENTG)	9/15/2022	CHARLES SCHWAB	24.00	2,221.24		2,191.38				29.86			2.40
294429105	EQUIFAX INC (EFX)	9/15/2022	CHARLES SCHWAB	21.00	12,940.00		13,711.74					771.74		
311900104	FASTENAL CO	9/15/2022	CHARLES SCHWAB	367.00	17,287.54		17,871.07					583.53		
31428X106	FEDEX CORP (FDX)	9/15/2022	CHARLES SCHWAB	64.00	13,042.24		14,471.68					1,429.44		
31620M106	FIDELITY NATL INFO (FIS)	9/15/2022	CHARLES SCHWAB	111.00	9,503.83		10,510.51					1,006.68		
33616C100	FIRST REPUBLIC BANK (FRC)	9/15/2022	CHARLES SCHWAB	114.00	16,707.95		16,825.12					117.17		30.78
H2906T109	GARMIN LTD (GRMN)	9/15/2022	CHARLES SCHWAB	162.00	14,067.90		15,865.47					1,797.57		161.81
444859102	HUMANA INC (HUM)	9/15/2022	CHARLES SCHWAB	4.00	1,987.00		1,847.24				139.76			
45765U103	INSIGHT ENTERPRISES	9/15/2022	CHARLES SCHWAB	165.00	13,481.26		13,787.66					306.40		
458140100	INTEL CORP (INTC)	9/15/2022	CHARLES SCHWAB	1010.00	29,022.35		36,188.20					7,165.85		
46268C105	IQVIA HOLDINGS INC (IQV)	9/15/2022	CHARLES SCHWAB	76.00	15,707.89		15,947.83					240.14		
46434G103	ISHARES CORE MSCI (IEMG)	9/15/2022	CHARLES SCHWAB	11766.00	553,002.00		594,091.48					41,089.48		
464287465	ISHARES MSCI EAFE ETF (EFA)	9/15/2022	CHARLES SCHWAB	1699.00	103,129.64		107,669.40					4,539.76		
464288158	ISHARES SHORT TERM NTNL MUN BND ETF (SUB)	9/15/2022	CHARLES SCHWAB	3974.00	412,345.42		417,905.44					5,560.02		322.12
477143101	JETBLUE AIRWAYS CORP (JBLU)	9/15/2022	CHARLES SCHWAB	1410.00	11,343.45		11,716.96					373.51		
50540R409	LAB CO OF AMER HLDG (LH)	9/15/2022	CHARLES SCHWAB	51.00	11,406.72		12,098.73					692.01		57.60
526057104	LENNAR CORP (LEN)	9/15/2022	CHARLES SCHWAB	162.00	11,907.16		12,247.91					340.75		84.75
30303M102	META PLATFORMS INC CLASS A (FB)	9/15/2022	CHARLES SCHWAB	105.00	15,690.10		19,158.82					3,468.72		
595112103	MICRON TECHNOLOGY (MU)	9/15/2022	CHARLES SCHWAB	373.00	19,560.72		20,485.09					924.37		
594918104	MICROSOFT CORP (MSFT)	9/15/2022	CHARLES SCHWAB	285.00	69,719.55		78,320.71					8,601.16		
55306N104	MKS INSTRUMENTS INC	9/15/2022	CHARLES SCHWAB	135.00	12,186.45		12,695.40					508.95		29.70
609207105	MONDELEZ INTL (MDLZ)	9/15/2022	CHARLES SCHWAB	123.00	7,295.29		7,621.60					326.31		

1	2	3	4	5	6	7	8	9	10	11	12	13	14	15
Cusip #	Description	Date Sold	Name of Purchaser (If matured or called under redemption option, so state and give price at which called.)	No. of Shares of Stock	Consideration (Excluding Accrued Interest on Bonds)	Par Value of Bonds	Cost to Company (Excluding Accrued Interest on Bonds)	Book Value at Date of Sale	Increase, By Adjustment in Book Value During Year	Decrease, By Adjustment in Book Value During Year	Profit on Sale	Loss on Sale	Interest on Bonds Received During Year (including accrued interest on bonds sold)	Dividends on Stocks Received During Year (including accrued dividends on stocks sold)
68902V107	OTIS WORLDWIDE CORP (OTIS)	9/15/2022	CHARLES SCHWAB	103.00	7,087.43		7,284.76					197.33		
693391740	PIMCO INTRMEDIATE MUNI BOND ACTV ETF (MUNI)	9/15/2022	CHARLES SCHWAB	11931.00	609,554.79		626,616.12					17,061.33		1,193.10
74736K101	QORVO INC (QORVO)	9/15/2022	CHARLES SCHWAB	143.00	12,130.46		13,204.63					1,074.17		
74834L100	QUEST DIAGNOSTIC INC (DGX)	9/15/2022	CHARLES SCHWAB	79.00	9,807.06		10,269.57					462.51		110.58
756109104	REALTY INCOME CORP DISCOREIT (O)	9/15/2022	CHARLES SCHWAB	230.00	14,608.45		15,753.72					1,145.27		
775133101	ROGERS CORP	9/15/2022	CHARLES SCHWAB	27.00	6,750.14		7,043.91					293.77		
79466L302	SALESFORCE COM (CRM)	9/15/2022	CHARLES SCHWAB	156.00	24,089.15		26,330.43					2,241.28		
81762P102	SERVICE NOW INC (NOW)	9/15/2022	CHARLES SCHWAB	40.00	17,400.60		19,636.80					2,236.20		
831865209	SMITH & O (AOS)	9/15/2022	CHARLES SCHWAB	223.00	11,745.59		12,392.15					646.52		94.36
78464A284	SPDR NUVEEN BLMG HG YL MP BND ETF (HYMB)	9/15/2022	CHARLES SCHWAB	10392.00	516,690.24		548,489.76					31,799.52		1,625.90
78464A425	SPDR NUVEEN BLM SHT TM MPL BND ETF (SHM)	9/15/2022	CHARLES SCHWAB	8780.00	410,684.50		418,278.32					7,593.82		232.55
191216100	THE COCA-COLA CO (KO)	9/15/2022	CHARLES SCHWAB	68.00	4,038.86		4,303.42					264.56		
89832Q109	TRUIST FINL CORP (TFC)	9/15/2022	CHARLES SCHWAB	152.00	7,315.76		7,215.88				99.88			270.92
57060U878	VANECK HIGH YIELD MUNI ETF (HYD)	9/15/2022	CHARLES SCHWAB	10002.00	517,403.46		548,609.70					31,206.24		1,579.32
921908844	VANGUARD DIVIDEND (VIG)	9/15/2022	CHARLES SCHWAB	479.00	69,914.89		37,433.52				32,481.37			2,609.13
921937819	VANGUARD INTERMEDIATE TERM BOND ETF (BIV)	9/15/2022	CHARLES SCHWAB	7906.00	596,784.41		627,024.07					30,239.66		1,171.36
921937835	VANGUARD TOTAL BOND MARKET ETF (BND)	9/15/2022	CHARLES SCHWAB	6155.00	450,633.40		470,352.79					19,719.39		963.20
92276F100	VENTAS INC REIT	9/15/2022	CHARLES SCHWAB	195.00	9,237.35		9,959.63					722.28		
941848103	WATERS CORP (WAT)	9/15/2022	CHARLES SCHWAB	35.00	10,337.60		10,593.23					255.63		
988498101	YUM BRANDS INC (YUM)	9/15/2022	CHARLES SCHWAB	116.00	13,327.24		13,315.63				11.61			171.57
989207105	ZEBRA TECHNOLOGIES (ZBRA)	9/15/2022	CHARLES SCHWAB	37.00	10,922.03		11,055.05					133.02		
98978V103	ZOETIS INC (ZTS)	9/15/2022	CHARLES SCHWAB	47.00	7,461.31		7,660.53					199.22		
88579Y101	3M CO (MMM)	10/18/2022	CHARLES SCHWAB	40.00	4,622.81		4,647.35					24.54		
002824100	ABBOTT LABORATORIES (ABT)	10/18/2022	CHARLES SCHWAB	18.00	1,891.26		1,889.28				1.98			
G1151C101	ACCENTURE PLC (ACN)	10/18/2022	CHARLES SCHWAB	160.00	42,190.40		43,904.36					1,713.96		
00724F101	ADOBE INC (ADBE)	10/18/2022	CHARLES SCHWAB	135.00	39,105.45		46,471.94					7,366.49		
007903107	ADVANCED MICRO DEVIC (AMD)	10/18/2022	CHARLES SCHWAB	370.00	21,310.15		28,855.81					7,545.66		
00846U101	AGILENT TECHNOLOGIES (A)	10/18/2022	CHARLES SCHWAB	40.00	5,291.76		5,310.18					18.42		
023135106	AMAZON.COM INC (AMZN)	10/18/2022	CHARLES SCHWAB	75.00	8,718.09		9,445.13					727.04		
G0250X107	AMCOR PLC F (AMCR)	10/18/2022	CHARLES SCHWAB	1056.00	11,779.68		12,277.96					498.28		86.64
025537101	AMERICAN ELECTRIC POWER CO (AEP)	10/18/2022	CHARLES SCHWAB	45.00	3,871.76		4,498.43					626.67		
02376R102	AMERICAN AIRLS GROUP (AAL)	10/18/2022	CHARLES SCHWAB	882.00	12,061.35		11,748.51				312.84			
025816109	AMERICAN EXPRESS CO (AXP)	10/18/2022	CHARLES SCHWAB	153.00	22,237.02		21,529.61				707.41			
030420103	AMERICAN WATER WORKS (AWK)	10/18/2022	CHARLES SCHWAB	162.00	21,772.80		24,331.66					2,558.86		197.49
035255108	ANIKA THERAPEUTICS (ANIK)	10/18/2022	CHARLES SCHWAB	264.00	6,592.11		5,976.03				616.08			
03750L109	APARTMENT INCOME REIT CO	10/18/2022	CHARLES SCHWAB	349.00	13,226.82		14,371.79					1,144.97		157.05
038222105	APPLIED MATERIALS (AMAT)	10/18/2022	CHARLES SCHWAB	222.00	16,735.27		19,693.22					2,957.95		
G27823106	APTIV PLC (APTV)	10/18/2022	CHARLES SCHWAB	125.00	10,996.20		10,985.69				10.51			
052769106	AUTODESK INC (ADSK)	10/18/2022	CHARLES SCHWAB	8.00	1,597.36		1,605.36					8.00		
053484101	AVALONBAY CMNTYES INC (AVB)	10/18/2022	CHARLES SCHWAB	98.00	17,428.81		18,634.04					1,205.23		418.55
075887109	BECTON DICKENSON & CO (BDX)	10/18/2022	CHARLES SCHWAB	71.00	16,561.46		17,087.00					525.54		171.39
084670702	BERKSHIRE HATHAWAY (BRK/B)	10/18/2022	CHARLES SCHWAB	55.00	15,500.13		14,966.56				533.57			
09247X101	BLACKROCK INC (BLK)	10/18/2022	CHARLES SCHWAB	58.00	33,573.57		35,137.56					1,563.99		

1	2	3	4	5	6	7	8	9	10	11	12	13	14	15
Cusip #	Description	Date Sold	Name of Purchaser (If matured or called under redemption option, so state and give price at which called.)	No. of Shares of Stock	Consideration (Excluding Accrued Interest on Bonds)	Par Value of Bonds	Cost to Company (Excluding Accrued Interest on Bonds)	Book Value at Date of Sale	Increase, By Adjustment in Book Value During Year	Decrease, By Adjustment in Book Value During Year	Profit on Sale	Loss on Sale	Interest on Bonds Received During Year (including accrued interest on bonds sold)	Dividends on Stocks Received During Year (including accrued dividends on stocks sold)
09260B382	BLACKROCK STRATEGIC INC (BSIIX)	10/18/2022	CHARLES SCHWAB	1550.00	14,275.50		14,616.50					341.00		
11135F101	BROADCOM INC (AVGO)	10/18/2022	CHARLES SCHWAB	77.00	33,615.12		37,217.96					3,602.84		
17275R102	CISCO SYSTEMS INC (CSCO)	10/18/2022	CHARLES SCHWAB	967.00	40,357.75		42,225.79					1,868.04		
172967424	CITIGROUP INC (C)	10/18/2022	CHARLES SCHWAB	635.00	27,864.31		31,445.22					3,580.91		
12572Q105	CME GROUP INC (CME)	10/18/2022	CHARLES SCHWAB	83.00	14,458.60		15,857.23					1,398.63		
20030N101	COMCAST CORP CLASS A (CMCSA)	10/18/2022	CHARLES SCHWAB	1220.00	37,545.50		44,563.29					7,017.79		
21036P108	CONSTELLATION BRAND (STZ)	10/18/2022	CHARLES SCHWAB	43.00	9,715.79		10,060.71					344.92		85.06
219350105	CORNING INC (GLW)	10/18/2022	CHARLES SCHWAB	324.00	10,194.66		10,107.47				87.19			130.41
22160K105	COSTCO WHOLESALE CO (COST)	10/18/2022	CHARLES SCHWAB	59.00	27,796.67		25,892.71				-1,913.96			
22822V101	CROWN CASTLE INTL CO (CCI)	10/18/2022	CHARLES SCHWAB	114.00	15,186.33		18,436.08					3,249.75		
126408103	CSX CORP (CSX)	10/18/2022	CHARLES SCHWAB	462.00	13,097.65		13,913.13					815.48		46.20
126650100	CVS HEALTH CORP (CVS)	10/18/2022	CHARLES SCHWAB	142.00	12,940.64		13,101.63					160.99		
235851102	DANAHER CORP (DHR)	10/18/2022	CHARLES SCHWAB	22.00	5,827.91		6,192.23					364.32		
247361702	DELTA AIRLINES INC DEL (DAL)	10/18/2022	CHARLES SCHWAB	895.00	28,455.63		27,654.19			801.44				
25746U109	DOMINION ENERGY INC (D)	10/18/2022	CHARLES SCHWAB	292.00	19,421.10		22,266.48					2,845.38		584.73
233331107	DTE ENERGY (DTE)	10/18/2022	CHARLES SCHWAB	138.00	15,082.71		15,355.45					272.74		488.52
26441C204	DUKE ENERGY CORP (DUK)	10/18/2022	CHARLES SCHWAB	245.00	22,154.93		26,008.97					3,854.04		125.63
278865100	ECOLAB INC (ECL)	10/18/2022	CHARLES SCHWAB	91.00	13,437.58		14,162.33					724.75		57.63
28176E108	EDWARDS LIFESCIENCES (EW)	10/18/2022	CHARLES SCHWAB	177.00	15,323.78		16,194.83					871.05		
036752103	ELEVANCE HEALTH INC (ELV)	10/18/2022	CHARLES SCHWAB	7.00	3,344.40		3,394.16					49.76		
81369V506	ENERGY SELECT SECTOR (XLE)	10/18/2022	CHARLES SCHWAB	4672.00	384,654.17		441,394.34				243,259.83			
29476L107	EQUITY RESIDENTIAL (EQR)	10/18/2022	CHARLES SCHWAB	215.00	13,973.93		15,241.35					1,267.42		
29670G102	ESSENTIAL UTILS INC (WTRG)	10/18/2022	CHARLES SCHWAB	430.00	17,913.80		19,667.00					1,753.20		201.46
30161N101	EXELON CORP (EXC)	10/18/2022	CHARLES SCHWAB	302.00	11,341.34		11,290.86				50.48			209.25
30225T102	EXTRA SPACE STORAGE (EXR)	10/18/2022	CHARLES SCHWAB	63.00	10,751.72		10,791.45					39.73		232.50
313745101	FEDERAL REALTY INVT T LP	10/18/2022	CHARLES SCHWAB	164.00	15,273.32		15,675.94					402.62		177.12
33739N108	FIRST TRUST MANAGED (FMB)	10/18/2022	CHARLES SCHWAB	182.00	8,956.20		9,096.31					140.11		
337738108	FISERVE INC (FISV)	10/18/2022	CHARLES SCHWAB	30.00	2,910.60		3,128.67					218.07		
375558103	GILEAD SCIENCES INC (GILD)	10/18/2022	CHARLES SCHWAB	215.00	14,353.42		14,153.55				199.87			
37940X102	GLOBAL PAYMENTS INC (GPN)	10/18/2022	CHARLES SCHWAB	22.00	2,486.00		2,882.11					396.11		36.50
38141G104	GOLDMAN SACHS GROUP (GS)	10/18/2022	CHARLES SCHWAB	33.00	10,375.29		10,921.35					546.06		
40412C101	HCA HEALTHCARE INC (HCA)	10/18/2022	CHARLES SCHWAB	4.00	841.80		837.16				4.64			
42250P103	HEALTHPEAK PPTYS INC REIT	10/18/2022	CHARLES SCHWAB	606.00	14,069.02		15,637.57					1,568.55		128.70
426281101	HENRY JACK & ASSOC (JKHY)	10/18/2022	CHARLES SCHWAB	55.00	10,395.83		10,045.65				350.18			57.33
437076102	HOME DEPOT INC (HD)	10/18/2022	CHARLES SCHWAB	122.00	34,706.79		33,052.24				1,654.55			
459200101	IBM CORP (IBM)	10/18/2022	CHARLES SCHWAB	197.00	24,205.39		23,783.85					421.54		
452327109	ILLUMINA INC (ILMN)	10/18/2022	CHARLES SCHWAB	17.00	3,566.09		3,417.99				148.10			
45866F104	INTERCONTINENTAL EXC (ICE)	10/18/2022	CHARLES SCHWAB	60.00	5,547.30		5,673.79					126.49		
461202103	INTUIT INC (INTU)	10/18/2022	CHARLES SCHWAB	23.00	9,365.60		9,678.62					313.02		
46120E602	INTUITIVE SURGICAL (ISRG)	10/18/2022	CHARLES SCHWAB	110.00	21,422.87		23,069.01					1,646.14		
464288414	ISHARES NATIONAL MUNI (MUB)	10/18/2022	CHARLES SCHWAB	159.00	16,425.26		16,650.40					225.14		
48203R104	JUNIPER NETWORKS INC	10/18/2022	CHARLES SCHWAB	578.00	15,817.09		15,840.09					23.00		121.38
493267108	KEYCORP INC	10/18/2022	CHARLES SCHWAB	1335.00	22,548.15		22,808.07					259.92		260.33

1	2	3	4	5	6	7	8	9	10	11	12	13	14	15
Cusip #	Description	Date Sold	Name of Purchaser (If matured or called under redemption option, so state and give price at which called.)	No. of Shares of Stock	Consideration (Excluding Accrued Interest on Bonds)	Par Value of Bonds	Cost to Company (Excluding Accrued Interest on Bonds)	Book Value at Date of Sale	Increase, By Adjustment in Book Value During Year	Decrease, By Adjustment in Book Value During Year	Profit on Sale	Loss on Sale	Interest on Bonds Received During Year (including accrued interest on bonds sold)	Dividends on Stocks Received During Year (including accrued dividends on stocks sold)
49446R109	KIMCO REALTY CORP REIT (KIM)	10/18/2022	CHARLES SCHWAB	675.00	13,291.16		13,408.88					117.72		148.50
482480100	KLA CORP (KLAC)	10/18/2022	CHARLES SCHWAB	63.00	16,885.26		18,204.11					1,318.85		116.55
512815101	LAMAR ADVERTISING CO0050REIT (LAMR)	10/18/2022	CHARLES SCHWAB	155.00	13,804.32		13,548.53				255.79			186.00
G5494J103	LINDE PLC (LIN)	10/18/2022	CHARLES SCHWAB	94.00	26,765.56		26,586.96				178.60			
56063U547	MAINSTAY MACKAY HIGH YIELD (MMHIX)	10/18/2022	CHARLES SCHWAB	874.35	9,582.85		9,932.59					349.74		
57636Q104	MASTERCARD INC (MA)	10/18/2022	CHARLES SCHWAB	36.00	10,783.44		11,346.04					562.60		
G5960L103	MEDTRONIC PLC (MDT)	10/18/2022	CHARLES SCHWAB	314.00	26,484.46		28,793.06					2,308.60		
592688105	METTLER TOLEDO INTL (MTD)	10/18/2022	CHARLES SCHWAB	1.00	1,195.10		1,237.69					42.59		
594918104	MICROSOFT CORP (MSFT)	10/18/2022	CHARLES SCHWAB	62.00	14,764.37		17,465.39					2,701.02		
60770K107	MODERNA INC (MRNA)	10/18/2022	CHARLES SCHWAB	2.00	265.84		271.88					6.04		
609207105	MONDELEZ INTL (MDLZ)	10/18/2022	CHARLES SCHWAB	182.00	10,588.98		10,951.48					362.50		304.57
617446448	MORGAN STANLEY (MS)	10/18/2022	CHARLES SCHWAB	317.00	25,139.69		27,220.61					2,080.92		
55354G100	MSCI INC (MSCI)	10/18/2022	CHARLES SCHWAB	42.00	17,147.63		17,414.46					266.83		56.66
64110D104	NETAPP INC	10/18/2022	CHARLES SCHWAB	226.00	14,276.42		14,232.51				43.91			226.00
65339F101	NEXTERA ENERGY INC (NEE)	10/18/2022	CHARLES SCHWAB	390.00	29,203.98		29,991.29					787.31		
654106103	NIKE INC (NKE)	10/18/2022	CHARLES SCHWAB	256.00	23,103.54		26,419.28					3,315.74		
655844108	NORFOLK SOUTHERN CO (NSC)	10/18/2022	CHARLES SCHWAB	52.00	11,553.34		12,076.58					523.24		81.84
67065Q574	NUVEEN STRATEGIC MUNICIP (NSIOX)	10/18/2022	CHARLES SCHWAB	1090.00	10,398.60		10,703.80					305.20		
67066G104	NVIDIA CORP (NVDA)	10/18/2022	CHARLES SCHWAB	202.00	23,996.41		28,024.73					4,028.32		
N6596X109	NXP SEMICONDUCTORS F (NXPI)	10/18/2022	CHARLES SCHWAB	5.00	701.46		792.35					90.89		
68389X105	ORACLE CORP (ORCL)	10/18/2022	CHARLES SCHWAB	198.00	13,182.86		13,972.91					790.05		
704326107	PAYCHEX INC (PAYX)	10/18/2022	CHARLES SCHWAB	64.00	7,291.32		7,552.47					261.15		
70450Y103	PAYPAL HOLDINGS INCORPOR (PYPL)	10/18/2022	CHARLES SCHWAB	37.00	3,167.20		3,560.88					393.68		
718172109	PHILIP MORRIS INTL (PM)	10/18/2022	CHARLES SCHWAB	240.00	20,667.60		22,472.40					1,804.80		
693475105	PNC FINL SERVICES (PNC)	10/18/2022	CHARLES SCHWAB	146.00	22,776.01		24,075.40					1,299.39		219.00
74340W103	PROLOGIS INC (PLD)	10/4/2022	CHARLES SCHWAB	0.88	92.47		93.36					0.89		
74340W103	PROLOGIS INC (PLD)	10/18/2022	CHARLES SCHWAB	198.00	21,021.84		22,412.62					1,390.78		
744573106	PUB SVC ENTERPRISE GP (PEG)	10/18/2022	CHARLES SCHWAB	211.00	11,766.46		13,460.70					1,694.24		273.78
74460D109	PUBLIC STORAGE (PSA)	10/18/2022	CHARLES SCHWAB	31.00	9,222.65		9,354.25					131.60		
747525103	QUALCOMM INC (QCOM)	10/18/2022	CHARLES SCHWAB	56.00	6,251.92		6,818.38					566.46		
75886F107	REGENERON PHARMS INC (REGN)	10/18/2022	CHARLES SCHWAB	2.00	1,447.20		1,409.06				38.14			
78409V104	S & P GLOBAL INC (SPGI)	10/18/2022	CHARLES SCHWAB	82.00	24,594.63		27,784.48					3,189.85		
83088M102	SKYWORKS SOLUTIONS (SWKS)	10/18/2022	CHARLES SCHWAB	140.00	11,477.24		12,866.70					1,389.46		148.96
842587107	SOUTHERN CO (SO)	10/18/2022	CHARLES SCHWAB	233.00	15,200.92		16,948.91					1,747.99		143.48
844741108	SOUTHWEST AIRLINES (LUV)	10/18/2022	CHARLES SCHWAB	612.00	20,385.72		21,920.00					1,534.28		
78463X509	SPDR INDEX SHARES EMERG (SPEM)	10/18/2022	CHARLES SCHWAB	13270.00	412,697.00		448,989.91					36,292.91		
78463X889	SPDR PORTFOLIO DVLDP (SPDW)	10/18/2022	CHARLES SCHWAB	21999.00	584,733.42		667,822.91					83,089.49		7,422.05
863667101	STRYKER CORP (SYK)	10/18/2022	CHARLES SCHWAB	91.00	19,730.17		20,599.67					869.50		
871607107	SYNOPSIS INC (SNPS)	10/18/2022	CHARLES SCHWAB	68.00	19,814.86		20,714.04					899.18		
871829107	SYSCO CORP (SY)	10/18/2022	CHARLES SCHWAB	133.00	10,208.28		10,500.35					292.07		130.34
87612E106	TARGET CORP (TGT)	10/18/2022	CHARLES SCHWAB	29.00	4,546.30		4,762.30					236.00		
879360105	TELEDYNE TECHNOLOGIE (TDY)	10/18/2022	CHARLES SCHWAB	30.00	10,462.25		11,138.10					675.85		
882508104	TEXAS INSTRUMENTS (TXN)	10/18/2022	CHARLES SCHWAB	61.00	9,216.56		9,883.83					667.27		

1	2	3	4	5	6	7	8	9	10	11	12	13	14	15
Cusip #	Description	Date Sold	Name of Purchaser (If matured or called under redemption option, so state and give price at which called.)	No. of Shares of Stock	Consideration (Excluding Accrued Interest on Bonds)	Par Value of Bonds	Cost to Company (Excluding Accrued Interest on Bonds)	Book Value at Date of Sale	Increase, By Adjustment in Book Value During Year	Decrease, By Adjustment in Book Value During Year	Profit on Sale	Loss on Sale	Interest on Bonds Received During Year (including accrued interest on bonds sold)	Dividends on Stocks Received During Year (Including accrued dividends on stocks sold)
883556102	THERMO FISHER SCNTFC (TMO)	10/18/2022	CHARLES SCHWAB	40.00	20,968.00		21,902.95					934.95		
89832Q109	TRUIST FINL CORP (TFC)	10/18/2022	CHARLES SCHWAB	369.00	16,048.14		17,365.14					1,317.00		
90184L102	TWITTER (TWTR)	10/18/2022	CHARLES SCHWAB	288.00	14,525.60		9,418.52				5,107.08			
902973304	U S BANCORP (USB)	10/18/2022	CHARLES SCHWAB	438.00	18,654.42		20,036.75					1,382.33		362.04
907818108	UNION PACIFIC CORP (UNP)	10/18/2022	CHARLES SCHWAB	78.00	15,735.24		16,876.17					1,140.93		
911312106	UNITED PARCEL SRVC (UPS)	10/18/2022	CHARLES SCHWAB	171.00	28,466.44		31,457.25					2,990.81		
921943858	VANGUARD FTSE DEVELOPED (VEA)	10/18/2022	CHARLES SCHWAB	1169.00	43,825.81		46,475.11					2,649.30		
922042858	VANGUARD FTSE EMERGING (VWO)	10/18/2022	CHARLES SCHWAB	5794.00	211,600.36		232,448.33					20,847.97		4,515.75
922907878	VANGUARD INTERM-TERM TX EX (VWLUX)	10/18/2022	CHARLES SCHWAB	1216.50	15,875.31		16,130.78					255.47		
922907886	VANGUARD LTD-TERM TX-EX (VMLUX)	10/18/2022	CHARLES SCHWAB	1546.60	16,301.20		16,471.32					170.12		
922907746	VANGUARD MUNI BND TAX EX (VTEB)	10/18/2022	CHARLES SCHWAB	342.00	16,575.03		16,802.36					227.33		
92345V106	VERISK ANALYTICS INC CLASS A (VRSK)	10/18/2022	CHARLES SCHWAB	8.00	1,389.00		1,388.05				0.95			57.66
92532F100	VERTEX PHARMACEUTICAL (VRTX)	10/18/2022	CHARLES SCHWAB	2.00	599.00		572.91				26.09			
925652109	VICI PROPERTIES INC	10/18/2022	CHARLES SCHWAB	33.00	1,008.90		1,093.13					84.23		
92826C839	VISA INC (V)	10/18/2022	CHARLES SCHWAB	67.00	12,545.42		13,169.01					623.59		
931142103	WALMART INC (WMT)	10/18/2022	CHARLES SCHWAB	7.00	937.76		931.56				6.20			
9254687106	WALT DISNEY CO (DIS)	10/18/2022	CHARLES SCHWAB	23.00	2,266.88		2,548.06					281.18		
934423104	WARNER BROTHERS DISCOVER (WBD)	10/18/2022	CHARLES SCHWAB	789.00	10,174.71		10,397.44					222.73		
94106L109	WASTE MANAGEMENT INC (WM)	10/18/2022	CHARLES SCHWAB	60.00	9,654.55		9,093.30				561.25			
949746101	WELLS FARGO & CO (WFC)	10/18/2022	CHARLES SCHWAB	472.00	20,992.20		20,829.08				163.12			
98978V103	ZOETIS INC (ZTS)	10/18/2022	CHARLES SCHWAB	44.00	6,644.33		7,286.13					641.80		58.18
002824100	ABBOTT LABORATORIES (ABT)	11/21/2022	CHARLES SCHWAB	131.00	13,649.55		13,749.76					100.21		
G1151C101	ALPHABET INC CLASS C (GOOG)	11/21/2022	CHARLES SCHWAB	1586.00	152,801.58		169,666.64					16,865.06		
02209S103	ALTRIA GROUP INC (MO)	11/21/2022	CHARLES SCHWAB	381.00	16,961.36		17,032.61					71.25		297.00
023135106	AMAZON.COM INC (AMZN)	11/21/2022	CHARLES SCHWAB	49.00	4,500.65		5,468.40					967.75		
03027X100	AMERN TOWER CORP (AMT)	11/21/2022	CHARLES SCHWAB	6.00	1,309.20		1,182.21				126.99			
032654105	ANALOG DEVICES INC (ADI)	11/21/2022	CHARLES SCHWAB	83.00	13,299.09		11,696.78				1,602.31			
037833100	APPLE INC (AAPL)	11/21/2022	CHARLES SCHWAB	124.00	18,424.54		18,610.66					186.12		
071813109	BAXTER INTERNATIONAL (BAX)	11/21/2022	CHARLES SCHWAB	260.00	14,553.50		14,505.11				48.39			
11133T103	BROADRIDGE FINL SOLU (BR)	11/21/2022	CHARLES SCHWAB	148.00	21,775.49		20,686.42				1,089.07			221.86
125896100	C M S ENERGY CORP (CMS)	11/21/2022	CHARLES SCHWAB	82.00	4,886.45		4,626.44				260.01			
14040H105	CAPITAL ONE FC (COF)	11/21/2022	CHARLES SCHWAB	265.00	26,616.60		26,275.84				340.76			
12503M108	CBOE GLOBAL MKTS INC (CBOE)	11/21/2022	CHARLES SCHWAB	100.00	12,371.90		10,902.85				1,469.05			98.00
169656105	CHIPOTLE MEXICAN GRL (CMG)	11/21/2022	CHARLES SCHWAB	5.00	7,446.99		7,679.95					232.96		
192446102	COGNIZANT TECH SOLU (CTSH)	11/21/2022	CHARLES SCHWAB	336.00	19,637.18		20,435.52					798.34		
22052L104	CORTEVA INC	11/21/2022	CHARLES SCHWAB	37.00	2,423.13		2,275.13				148.00			
235851102	DANAHER CORP (DHR)	11/21/2022	CHARLES SCHWAB	40.00	10,452.20		10,098.27				353.93			
244199105	DEERE & CO (DE)	11/21/2022	CHARLES SCHWAB	2.00	826.48		742.79				83.69			
25179M103	DEVON ENERGY CORP (DVN)	11/21/2022	CHARLES SCHWAB	181.00	12,244.65		12,718.87					474.22		
303075105	FACTSET RESEARCH SYS (FDS)	11/21/2022	CHARLES SCHWAB	1.00	446.36		408.08				38.28			
311900104	FASTENAL CO	11/21/2022	CHARLES SCHWAB	76.00	3,956.56		3,613.04				343.52			
31620M106	FIDELITY NATL INFO (FIS)	11/21/2022	CHARLES SCHWAB	196.00	11,998.14		15,183.14					3,185.00		186.59
316773100	FIFTH THIRD BANCORP (FITB)	11/21/2022	CHARLES SCHWAB	740.00	26,421.70		25,734.24				687.46			

1	2	3	4	5	6	7	8	9	10	11	12	13	14	15
Cusip #	Description	Date Sold	Name of Purchaser (If matured or called under redemption option, so state and give price at which called.)	No. of Shares of Stock	Consideration (Excluding Accrued Interest on Bonds)	Par Value of Bonds	Cost to Company (Excluding Accrued Interest on Bonds)	Book Value at Date of Sale	Increase, By Adjustment in Book Value During Year	Decrease, By Adjustment in Book Value During Year	Profit on Sale	Loss on Sale	Interest on Bonds Received During Year (including accrued interest on bonds sold)	Dividends on Stocks Received During Year (including accrued dividends on stocks sold)
34959E109	FORTINET INC (FTNT)	11/21/2022	CHARLES SCHWAB	265.00	13,924.16		13,657.84				266.32			
36467W109	GAMESTOP CORP CLASS A (GME)	11/21/2022	CHARLES SCHWAB	84.00	2,133.18		2,793.12					659.94		
363550108	GENERAL DYNAMICS CO (GD)	11/21/2022	CHARLES SCHWAB	4.00	1,005.54		950.28				55.26			
G3922B107	GENPACT LIMITED F (G)	11/21/2022	CHARLES SCHWAB	339.00	14,790.84		14,301.17				489.67			82.76
37940X102	GLOBAL PAYMENTS INC (GPN)	11/21/2022	CHARLES SCHWAB	89.00	8,583.16		9,716.13					1,132.97		
427866108	HERSHEY CO (HSY)	11/21/2022	CHARLES SCHWAB	2.00	463.77		453.57				10.20			
446150104	HUNTINGTON BANCSHSHS	11/21/2022	CHARLES SCHWAB	190.00	2,833.85		2,678.24				155.61			
458140100	INTEL CORP (INTC)	11/21/2022	CHARLES SCHWAB	180.00	5,222.52		4,652.10				570.42			
461202103	INTUIT INC (INTU)	11/21/2022	CHARLES SCHWAB	37.00	13,937.60		15,569.94					1,632.34		
46432F842	ISHARES MSCI EAFE ETF (IEFA)	11/21/2022	CHARLES SCHWAB	1375.00	83,483.13		74,648.75				8,834.38			
46434G103	ISHARES CORE MSCI (IEMG)	11/21/2022	CHARLES SCHWAB	1056.00	48,723.95		45,735.36				2,988.59			
49338L103	KEYSIGHT TECH INC (KEYS)	11/21/2022	CHARLES SCHWAB	18.00	3,097.29		2,902.95				194.34			
49456B101	KINDER MORGAN INC (KMI)	11/21/2022	CHARLES SCHWAB	874.00	15,889.32		15,570.31				319.01			242.54
502431109	L3HARRIS TECHNOLOGIES IN (LHX)	11/21/2022	CHARLES SCHWAB	66.00	14,934.48		15,579.30					644.82		73.92
512807108	LAM RESEARCH CORP (LRCX)	11/21/2022	CHARLES SCHWAB	4.00	1,802.76		1,285.95				516.81			
548661107	LOWES COMPANIES INC (LOW)	11/21/2022	CHARLES SCHWAB	7.00	1,464.45		1,352.89				111.56			
55261F104	M & T BANK CORP (MTB)	11/21/2022	CHARLES SCHWAB	87.00	14,793.92		16,407.16					1,613.24		79.20
571748102	MARSH & MC LENNAN CO (MMC)	11/21/2022	CHARLES SCHWAB	9.00	1,524.53		1,413.07				111.46			
573284106	MARTIN MARIETTA MATERIAL (MLM)	11/21/2022	CHARLES SCHWAB	7.00	2,497.39		2,242.70				254.69			
30303M102	META PLATFORMS INC CLASS A (FB)	11/21/2022	CHARLES SCHWAB	50.00	5,514.93		6,667.25					1,152.32		
595017104	MICROCHIP TECHNOLOGY (MCHP)	11/21/2022	CHARLES SCHWAB	16.00	1,163.22		947.68				215.54			
595112103	MICRON TECHNOLOGY (MU)	11/21/2022	CHARLES SCHWAB	124.00	7,092.18		6,507.47				584.71			
665859104	NORTHERN TRUST CORP (NTRS)	11/21/2022	CHARLES SCHWAB	188.00	17,371.91		16,235.85				1,136.06			99.97
713448108	PEPSICO INC (PEP)	11/21/2022	CHARLES SCHWAB	21.00	3,870.50		3,668.70				201.80			
747525103	QUALCOMM INC (QCOM)	11/21/2022	CHARLES SCHWAB	14.00	1,689.64		1,704.60					14.96		
75886F107	REGENERON PHARMS INC (REGN)	11/21/2022	CHARLES SCHWAB	5.00	3,682.00		3,522.65				159.35			
7591EP100	REGIONS FINL CO	11/21/2022	CHARLES SCHWAB	13.00	290.49		280.66				9.83			
760759100	REPUBLIC SERVICES (RSG)	11/21/2022	CHARLES SCHWAB	61.00	8,237.72		7,890.25				347.47			
761152107	RESMED INC (RMD)	11/21/2022	CHARLES SCHWAB	12.00	2,722.13		2,563.03				159.10			
79466L302	SALESFORCE COM (CRM)	11/21/2022	CHARLES SCHWAB	55.00	7,963.01		8,462.86					499.85		
816851109	SEMPRA (SRE)	11/21/2022	CHARLES SCHWAB	2.00	316.80		290.85				25.95			
H84989104	TE CONNECTIVITY LTD (TEL)	11/21/2022	CHARLES SCHWAB	74.00	9,252.71		8,361.51				891.20			
88160R101	TESLA INC (TSLA)	11/21/2022	CHARLES SCHWAB	49.00	8,293.96		10,815.77					2,521.81		
883556102	THERMO FISHER SCNTFC (TMO)	11/21/2022	CHARLES SCHWAB	6.00	3,229.79		3,212.18				17.61			
91324P102	UNITEDHEALTH GRP INC (UNH)	11/21/2022	CHARLES SCHWAB	16.00	8,339.04		7,945.60				393.44			
921943858	VANGUARD FTSE DEVELOPED (VEA)	11/21/2022	CHARLES SCHWAB	959.00	40,070.66		37,972.21				2,098.45			
92343E102	VERISIGN INC (VRSN)	11/21/2022	CHARLES SCHWAB	3.00	585.54		524.46				61.08			
92345Y106	VERISK ANALYTICS INC CLASS A (VRSK)	11/21/2022	CHARLES SCHWAB	89.00	16,051.15		15,089.95				961.20			
254687106	WALT DISNEY CO (DIS)	11/21/2022	CHARLES SCHWAB	49.00	4,773.16		4,638.80				134.36			
94106L109	WASTE MANAGEMENT INC (WM)	11/21/2022	CHARLES SCHWAB	1.00	163.55		155.83				7.72			
95040Q104	WELLTOWER INC REIT (WELL)	11/21/2022	CHARLES SCHWAB	19.00	1,280.13		1,153.13				127.00			
384802104	WW GRAINGER INC	11/21/2022	CHARLES SCHWAB	1.00	603.63		528.64				74.99			
200525103	COMMERCE BANCSHARES	12/19/2022	CHARLES SCHWAB	0.95	67.11		58.76				8.35			

1	2	3	4	5	6	7	8	9	10	11	12	13	14	15
Cusip #	Description Give complete and accurate description of each bond and stock. If bonds are serial issues give amounts maturing each year. Companies may at their option summarize all bonds of the same issue called, matured or redeemed during the year and omit dates under column (3).	Date Sold	Name of Purchaser (If matured or called under redemption option, so state and give price at which called.)	No. of Shares of Stock	Consideration (Excluding Accrued Interest on Bonds)	Par Value of Bonds	Cost to Company (Excluding Accrued Interest on Bonds)	Book Value at Date of Sale	Increase, By Adjustment in Book Value During Year	Decrease, By Adjustment in Book Value During Year	Profit on Sale	Loss on Sale	Interest on Bonds Received During Year (including accrued interest on bonds sold)	Dividends on Stocks Received During Year (Including accrued dividends on stocks sold)
921908844	VANGUARD DIVIDEND (VIG)	12/1/2022	CHARLES SCHWAB	0.47	73.88		36.43				37.45			
XXX	<b>Totals</b>	XXX	XXX	XXX	\$ 28,287,978.58	\$ 1,522,000.00	\$ 29,206,696.35	\$ 1,518,997.89	\$ -	\$ -	\$ 1,205,729.71	\$ 2,124,447.48	\$ 17,786.16	\$ 64,645.69

**2022 ANNUAL STATEMENT OF SANDY AND BEAVER INSURANCE COMPANY**

**REINSURANCE SCHEDULE**  
Reinsurance Ceded and Reinsurance Assumed

1	2	3	4	5	6	7	8
Reinsurer or Reinsured	Ceded or Assumed	Location of Company	Total Amount Reinsured	Total Premiums Ceded *	Total Premiums Assumed **	Largest Risk Ceded or Assumed	Remarks
GRINNELL MITIAL REINS	Ceded or Assumed	IOWA		3,016,962.74		90,000	
OVERFLOW AMOUNTS							
<b>Totals</b>	XXX	XXX	\$ -	\$ 3,016,962.74	\$ -	XXX	XXX

\*Total to agree with Page 4, Line 1.4, Current Year.

\*\*Total to agree with Page 4, Line 1.5, Current Year.

**COMPENSATION SCHEDULE**

Show all salaries, commissions, claim adjustment expenses, directors fees and expenses, and travel items paid in the current year for the top 5 officers/employees and all directors, travel or car allowances, if paid, are to be included.

1	2	3	4	5	6	7	8	9
Name of Payee	Title	Salaries	Commissions	Claim Adjustment Expenses	Directors Fees & Expenses	Travel & Travel Items	All Other	Total
<b>Officers/Employees:</b>								
1) James Sanor	President	237,848.64	248,375.05					\$ 486,223.69
2)								\$ -
3)								\$ -
4)								\$ -
5)								\$ -
<b>Directors:</b>								
Timothy Bresnahan					15,000.00			\$ 15,000.00
Jerry Connor					15,000.00			\$ 15,000.00
Timothy Dickey					15,000.00			\$ 15,000.00
Thomas Korner					15,000.00			\$ 15,000.00
Thomas Patterson					15,000.00			\$ 15,000.00
Tad Rose					15,000.00			\$ 15,000.00
James Sanor					15,000.00			\$ 15,000.00
								\$ -
								\$ -
								\$ -
								\$ -
<b>Totals</b>	XXXX	\$ 237,848.64	\$ 248,375.05	\$ -	\$ 105,000.00	\$ -	\$ -	\$ 591,223.69

**GENERAL INTERROGATORIES**

(Answer all questions and attach additional sheets if necessary.)

1. Company's retention: Fire \$90,000 Wind \$90,000 Other \$90,000

1a. Retention before reinsurance applies for: Catastrophe Reinsurance \$600,000 Aggregate excess of loss

2. What is the largest risk assumed and retained: \$90,000

3. What kind of perils are being covered? FIRE AND EC

4. Have the by-laws been amended during the current year? NO If so, were such amendments filed with the Ohio Department of Insurance?

5. In what counties does the Company operate: ALL 88 COUNTIES

6. Name of Principal Officer and amount of bond. JAMES SANOR \$250,000

7. Are all of the persons who handle funds of the Company bonded? Yes X No   
State the name and amount of each bond on each, except person named in Item 6 above. \$25,000 - BLANKET

8. Does the Company have an annual audit conducted by an independent CPA? YES

9. State the number of members holding policies in the Company. 10,510

10. Was an annual report of the Company made available to each policyholder? NO If so, did such report agree with the annual statement filed with the Ohio Department of Insurance?

11. State as of what date the latest examination of the Company was made by the Ohio Department of Insurance. 2020

12. How many assessments were made during the year? MULTIPLE Date of last assessment 12/31/2022

13. Did the assessment provide for all losses, expenses and all other liabilities prior to the date of assessment? YES

14. Rate of policy fee 0

15. State the amount of borrowed money since date of last assessment 0 interest thereon 0

16. Does any person, firm, corporation or association have any claim, contingent or otherwise, against this Company which is NOT included in the liabilities on page 2 of this statement? Yes  No X  
If yes, give the amount, terms for payment and reasons why such were not recorded as a liability on page 2 of this statement.




**ANNUAL STATEMENT FOR THE YEAR  
SANDY AND BEAVER INSURANCE COMPANY**

**2022**

**ORGANIZATIONAL CHART**

**LIST ALL ENTITIES THAT ARE MEMBERS OF AN INSURANCE COMPANY HOLDING SYSTEM AS  
DEFINED IN ORC 3901.32**



**ANNUAL STATEMENT FOR THE YEAR  
SANDY AND BEAVER INSURANCE COMPANY**

**2022**

**Overflow Page for Write-ins**

**Additional Write-ins for Assets:**

		Assets Current Year	Nonadmitted Assets Current Year	Net Admitted Assets Current Year	Net Admitted Assets Prior Year
1504				0.00	
1505				0.00	
1506				0.00	
1597	Summary of remaining write-ins for Line 15 page 2	0.00	0.00	0.00	0.00

**Additional Write-ins for Liabilities:**

		Current Year	Prior Year
1604			
1605			
1606			
1697	Summary of remaining write-ins for Line 16 page 3	0.00	0.00

**Additional Write-ins for Statement of Income:**

		Current Year	Prior Year
	Summary of remaining write-ins for Statement of Income page 4	0.00	0.00

**Additional Write-ins for Nonadmitted Assets:**

		Current Year Total Nonadmitted Assets	Prior Year Total Nonadmitted Assets	Change in Total Nonadmitted Assets
1504				0.00
1505				0.00
1506				0.00
1597	Summary of remaining write-ins for Line 15 page 9	0.00	0.00	0.00

2022 ANNUAL STATEMENT OF THE SANDY AND BEAVER INSURANCE COMPANY

Overflow Page for Investments Owned  
SCHEDULE D - PART 1  
Showing all BONDS Owned on December 31 of Current Year

1 Cusip #	2 Description  Give complete and accurate description of all bonds owned.	3 From Whom Acquired	4 Date Acquired	5 Par Value	6 Actual Cost	7 Book Value / Amortized Value*	8 Market Value December 31 of Current Year	Interest			12 Increase by Adjustment, in Book Value During Year	13 Decrease by Adjustment, in Book Value During Year	14 Amount of Interest due and accrued Dec. 31. Current year, on bonds in default as to principal or interest	15 Maturity Date	16 NAIC Designation
								9 Rate (%)	10 Amount Due and Accrued Dec. 31 of Current Year on bonds not in default	11 Gross Am't Received During Year					
5288288P4	LEWISVILLE TEX INDPT SCH	MERRILL LYNCH	7/7/2020	40,000.00	42,679.67	41,147.19	40,505.60	5.000%	750.00	2,000.00	641.59			8/15/2023	1
49118NF7	KENTUCKY ASSET/LIAB CMN	MERRILL LYNCH	12/21/2015	35,000.00	36,842.40	35,172.48	34,967.10	3.000%	347.08	1,050.00	205.38			9/1/2023	1
67920QVS4	OKLAHOMA ST WTR RES BRD	MERRILL LYNCH	6/25/2020	20,000.00	22,349.60	20,547.69	20,158.80	4.000%	197.78	800.00	388.89			10/1/2023	1
520192MU6	LAWRENCE KANS WTR & SEW	MERRILL LYNCH	4/12/2021	15,000.00	15,806.85	15,264.78	14,937.90	2.500%	61.46	375.00	326.88			11/1/2023	1
91878DAB5	VAIL COLO CTFS PARTN	MERRILL LYNCH	10/7/2021	20,000.00	21,562.40	20,678.69	20,195.20	4.000%	64.44	891.11	483.49			12/1/2023	1
678807PY8	OKLA CO OK ISD#52	MERRILL LYNCH	7/3/2019	15,000.00	15,290.85	15,073.93	14,695.50	2.000%	149.17	300.00	378.43			7/1/2024	1
117467FH8	BRUSHY CREEK REGL UTIL	MERRILL LYNCH	4/8/2021	35,000.00	40,139.75	37,474.52	36,034.25	5.000%	724.31	1,750.00	1,440.27			8/1/2024	1
232393EQ7	CUYAHOGA OHIO CMNTY	MERRILL LYNCH	2/11/2016	10,000.00	11,706.70	10,341.78	10,184.70	4.000%	165.56	400.00	157.08			8/1/2024	1
318045NW7	FINNEY CNTY KANS UNI SCH	MERRILL LYNCH	4/5/2016	35,000.00	42,789.60	36,670.61	36,181.25	5.000%	578.47	1,750.00	489.36			9/1/2024	1
581872GL6	MCLEAN CNTY ILL PUB	MERRILL LYNCH	9/22/2015	30,000.00	35,829.90	31,337.32	31,259.10	5.000%	120.83	1,500.00	78.22			12/1/2024	1
69602HEZ6	TRIBOROUGH BRDG & TNL	MERRILL LYNCH	12/19/2022	25,000.00	26,060.25	26,045.73	25,983.25	5.000%	52.08		62.48			12/16/2024	1
78532EAB8	SABINE-NECHES TEX NAV	MERRILL LYNCH	10/5/2022	15,000.00	15,586.50	15,542.48	15,674.25	5.000%	131.25	-		131.77		2/15/2025	1
246045MB1	DELAWARE PA REGL WTR	MERRILL LYNCH	4/8/2021	35,000.00	41,110.30	38,536.62	36,721.30	5.000%	286.81	1,750.00	1,815.32			5/1/2025	1
51913LF3	DELAWARE CNTY PA AUTH	MERRILL LYNCH	10/00/00	10,000.00	11,879.20	10,544.34	10,519.70	5.000%	206.94	500.00	24.64			8/1/2025	1
530421JH0	LIBERTY CNTY TEX COMB	MERRILL LYNCH	7/28/2020	35,000.00	42,828.80	39,123.71	36,934.80	5.000%	724.31	1,750.00	2,188.91			8/1/2025	1
720653NF7	PIERCE CNTY WASH SWR REV	MERRILL LYNCH	12/17/2015	20,000.00	24,864.80	21,408.87	21,120.80	5.000%	413.89	1,000.00	288.07			8/1/2025	1
45506DSJ5	INDIANA ST FIN AUTH REV	MERRILL LYNCH	12/17/2015	25,000.00	30,571.25	26,624.70	26,382.00	5.000%	517.36	1,250.00	242.70			2/1/2026	1
4211104M6	HAYS TEX CONS INDPT SCH	MERRILL LYNCH	9/2/2021	15,000.00	16,686.00	16,189.27	15,105.75	3.000%	168.75	450.00	1,083.52			2/15/2026	1
682654YD8	TEXAS WTR DEV BRD REV	MERRILL LYNCH	12/2/2021	25,000.00	29,647.50	28,519.18	26,897.00	5.000%	260.42	1,250.00	1,622.18			4/15/2026	1
312432C47	FAYETTE KY DS FIN CRP	MERRILL LYNCH	9/17/2015	40,000.00	43,038.80	40,821.83	41,022.40	4.000%	262.22	1,600.00		200.57		5/1/2026	1
951452QV6	WEST BLOOMFIELD MICH SCH	MERRILL LYNCH	5/26/2017	25,000.00	30,192.25	27,077.88	26,806.00	5.000%	204.86	1,250.00	271.88			5/1/2026	1
153300XQ6	CENTRAL DAUPHIN PA SCH	MERRILL LYNCH	4/6/2016	5,000.00	5,672.85	5,281.09	5,221.15	4.000%	82.78	200.00	59.94			2/1/2028	1
153300XU7	CENTRAL DAUPHIN PA SCH	MERRILL LYNCH	4/6/2016	10,000.00	11,154.40	10,529.01	10,442.30	4.000%	165.56	400.00	86.71			2/1/2030	1
48408SM9	KANE MCHENRY	MERRILL LYNCH	9/23/2015	30,000.00	34,415.70	31,073.37	30,950.10	5.000%	745.83	1,500.00	123.27			1/1/2027	1
45506DTF2	INDIANA ST FIN AUTH REV	MERRILL LYNCH	12/18/2015	10,000.00	12,335.10	10,683.61	10,604.30	5.250%	217.29	525.00	79.31			2/1/2027	1
0117704Q4	ALASKA ST GO BDS	MERRILL LYNCH	4/8/2021	30,000.00	37,540.50	35,524.69	32,937.00	5.000%	620.83	1,500.00	2,587.69			8/1/2027	1
982671Y9	WYANDOTTE CNTY KANS CITY	MERRILL LYNCH	12/3/2018	10,000.00	11,832.20	10,966.82	10,951.90	5.000%	260.94	500.00	14.92			8/1/2027	1
041796RK1	ARLINGTON TEX PERMANENT	MERRILL LYNCH	5/4/2020	30,000.00	37,163.70	34,641.86	32,959.80	5.000%	562.50	1,500.00	1,682.06			8/15/2027	1
167593SN3	CHICAGO ILL O HARE INTL	MERRILL LYNCH	10/8/2015	10,000.00	11,365.80	10,332.25	10,391.20	5.000%	248.61	500.00		58.95		1/1/2028	1
153300YB8	CENTRAL DAUPHIN PA SCH	MERRILL LYNCH	4/6/2016	15,000.00	17,018.55	15,766.30	15,667.65	4.000%	248.33	600.00	98.65			2/1/2028	1
5462823Q5	LOUISIANA LCL GVT ENVIRO	MERRILL LYNCH	1/15/2016	25,000.00	30,360.50	26,865.55	26,787.00	5.000%	309.03	1,250.00	78.55			4/1/2028	1
914729PX0	UNIVERSITY NORTH TEX	MERRILL LYNCH	10/1/2015	25,000.00	29,736.25	26,256.12	25,996.75	5.000%	260.42	1,250.00	259.37			4/15/2028	1
207758J53	CONNECTICUT ST SPL TAX	MERRILL LYNCH	11/7/2022	15,000.00	16,360.50	16,327.28	16,779.00	5.000%	110.42	-		451.72		7/1/2028	1
974450U63	WINNEBAGO CNTY IL GO REF	MERRILL LYNCH	4/8/2021	40,000.00	50,996.80	48,645.03	44,620.40	5.000%	-	2,000.00	4,024.63			12/30/2028	1
7023167T1	PASADENA TEX GO REF BDS	MERRILL LYNCH	12/18/2015	10,000.00	10,856.20	10,220.54	10,221.10	4.000%	150.00	400.00		0.56		2/15/2029	1
444240QZ1	HUDSONVILLE MICH PUB	MERRILL LYNCH	9/23/2015	30,000.00	34,664.70	31,467.62	31,828.20	5.000%	245.83	1,500.00		360.58		5/1/2029	1
6473103J8	NEW MEXICO ST SEVERANCE	MERRILL LYNCH	4/12/2021	15,000.00	19,789.05	18,820.20	17,070.60	5.000%	372.92	750.00	1,749.60			7/1/2029	1

937220FT3	WASHBURN UNIV TOPEKA	MERRILL LYNCH	4/8/2021	20,000.00	23,960.00	23,192.54	21,076.20	4.000%	397.78	800.00	2,116.34			7/1/2029	1
485106MD7	KANSAS CITY MO SPL OBLIG	MERRILL LYNCH	4/8/2016	40,000.00	48,253.20	42,607.74	41,822.00	5.000%	494.44	2,000.00	785.74			10/1/2029	1
153300YF9	CENTRAL DAUPHIN PA SCH	MERRILL LYNCH	4/6/2016	10,000.00	11,154.40	10,440.95	10,384.10	4.000%	165.56	400.00	56.85			2/1/2030	1
249145E22	DENVER CITY TEX INDPT	MERRILL LYNCH	4/12/2021	30,000.00	38,859.60	36,983.69	33,747.90	5.000%	562.50	1,500.00	3,235.79			2/15/2030	1
696550A69	PALM BEACH CNTY FLA SCH	MERRILL LYNCH	9/23/2015	30,000.00	34,304.70	31,274.91	31,505.70	5.000%	620.83	1,500.00		230.79		8/1/2030	1
702528KE9	PALM BEACH CNTY FLA SCH BRD	MERRILL LYNCH	1/14/2016	30,000.00	35,911.80	32,213.84	32,004.60	5.000%	620.83	1,500.00	209.24			8/1/2030	1
664482GG5	NORTHEASTERN OH LCL	MERRILL LYNCH	8/3/2018	15,000.00	16,220.40	15,749.00	15,867.75	4.000%	48.33	600.00		118.75		12/1/2030	1
939720SP4	WASHINGTON ST CTFS PARTN	MERRILL LYNCH	10/6/2015	15,000.00	15,729.60	15,241.59	15,500.25	4.000%	298.33	600.00		258.66		1/1/2031	1
927790JE6	VIRGINIA COMWLTH TRANSN	MERRILL LYNCH	11/16/2018	20,000.00	23,385.40	22,093.22	22,472.20	5.000%	291.67	1,000.00		378.98		3/15/2031	1
937220FV8	WASHBURN UNIV TOPEKA	MERRILL LYNCH	4/8/2021	35,000.00	42,551.25	41,405.83	37,267.30	4.000%	696.11	1,400.00	4,138.53			7/1/2031	1
54859LBP8	LOUISVILLE-JEFF KY MET	MERRILL LYNCH	12/5/2016	20,000.00	21,710.40	20,731.54	20,907.40	5.000%	247.22	1,000.00		175.86		10/1/2031	1
452252LF4	ILLINOIS ST TOLL HWY	MERRILL LYNCH	12/15/2015	25,000.00	26,606.50	25,538.82	25,756.00	4.000%	80.56	1,000.00		217.18		12/1/2031	1
646140CB7	NEW JERSEY ST TPK AUTH	MERRILL LYNCH	1/8/2018	15,000.00	18,042.75	16,625.64	16,506.15	5.000%	372.92	750.00	119.49			1/1/2032	1
429326B34	HIDALGO CNTY TEX CFTS	MERRILL LYNCH	10/23/2018	25,000.00	28,467.00	27,123.41	27,574.75	5.000%	468.75	1,250.00		451.34		8/15/2032	1
388046KW3	GRANT CO WA SD#161 MOSES	MERRILL LYNCH	10/12/2018	40,000.00	45,723.20	43,450.17	44,484.80	5.000%	161.11	2,000.00		1,034.63		12/1/2032	1
508354XE2	LAKE CNTY ILL FST PRESV	MERRILL LYNCH	4/8/2021	35,000.00	35,982.80	35,801.41	29,687.35	2.000%	29.17	700.00	6,114.06			12/15/2032	1
161037X92	CHARLOTTE NC CTFS PARTN	MERRILL LYNCH	4/11/2019	15,000.00	18,403.65	17,258.18	16,830.30	5.000%	60.42	750.00	427.88			6/1/2033	1
937220FX4	WASHBURN UNIV TOPEKA	MERRILL LYNCH	4/8/2021	40,000.00	48,010.00	46,802.89	42,342.40	4.000%	795.56	1,600.00	4,460.49			7/1/2033	1
58694DX8	GRANDVIEW HEIGHTS OHIO	MERRILL LYNCH	7/8/2019	55,000.00	59,514.50	54,443.61	61,688.00	5.000%	221.53	2,750.00	2,755.61			12/1/2033	1
432349AN8	HILLSBOROUGH CO FL	MERRILL LYNCH	4/8/2021	15,000.00	19,734.60	18,977.16	16,612.35	5.000%	122.92	750.00	2,364.81			5/1/2034	1
115065C69	BROWARD CNTY FLA SCH BRD	MERRILL LYNCH	5/7/2020	40,000.00	48,888.80	46,799.09	45,219.60	5.000%	994.44	2,000.00	1,579.49			7/1/2034	1
91476PVX3	UNIVERSITY OKLA REVS GEN	MERRILL LYNCH	12/3/2020	15,000.00	18,128.70	17,500.10	15,210.45	4.000%	298.33	600.00	2,289.65			7/1/2034	1
245176KF8	DEL MAR TEX COLLEGE DIST	MERRILL LYNCH	6/4/2020	15,000.00	19,269.60	18,160.80	16,755.00	5.000%	281.25	750.00	1,405.80			8/15/2034	1
235241UQ7	DALLAS TEX AREA RAPID	MERRILL LYNCH	3/6/2020	25,000.00	30,668.25	29,217.77	26,111.00	4.000%	80.56	1,000.00	3,106.77			12/1/2034	1
64971XXM5	NEW YORK NY CITY TFA REV	MERRILL LYNCH	2/4/2021	15,000.00	20,224.95	19,285.09	16,945.20	5.000%	310.42	1,950.00	2,339.89			2/1/2035	1
64490FZQ0	NEW YORK ST DORM AUTH ST	MERRILL LYNCH	4/21/2021	35,000.00	46,565.40	44,702.61	39,426.80	5.000%	510.42	1,750.00	5,275.81			3/15/2035	1
5920982J5	MET GVT NSHV-DVD TN	MERRILL LYNCH	10/7/2021	20,000.00	24,382.40	23,870.07	20,694.80	4.000%	397.78	571.11	3,175.27			7/1/2035	1
929845VT9	WACO TEX INDPT SCH DIST	MERRILL LYNCH	2/18/2022	30,000.00	31,689.60	31,561.64	27,705.90	3.000%	710.00	-	3,855.74			8/15/2035	1
64971XC63	NEW YORK CITY TFA REV	MERRILL LYNCH	8/5/2021	30,000.00	37,490.10	36,542.18	30,400.20	4.000%	196.67	-	6,141.98			11/1/2035	1
64990FK60	NEW YORK ST DORM AUTH ST	MERRILL LYNCH	1/4/2022	20,000.00	26,659.00	26,056.75	22,451.80	5.000%	291.67	744.44	3,604.95			3/15/2036	1
11683XU5	BROWNSBURG IND 1999 SCH	MERRILL LYNCH	9/15/2022	15,000.00	16,403.70	16,377.69	16,670.55	5.000%	160.42	-	292.86			7/15/2036	1
346425HW4	FORNEY TEX INDPT SCH DIST	MERRILL LYNCH	8/3/2022	55,000.00	64,287.30	63,981.28	62,512.45	5.000%	916.67	-	1,468.83			8/15/1931	1
485106YY8	KANSAS CITY MO SPL OBLIG	MERRILL LYNCH	4/14/2022	25,000.00	28,697.75	28,491.38	27,494.50	5.000%	413.19	430.56	996.88			9/1/1932	1
XXX	Totals to Page 11	XXX	XXX	\$ 1,705,000.00	\$ 2,004,607.47	\$ 1,888,047.53	\$ 1,807,350.85	XXX	\$ 23,253.64	\$69,637.22	\$ 85,059.88	\$ 4,363.20	\$ -	XXX	XXX

\* Annual Statement Value

**SCHEDULE D - PART 2**

Showing all Preferred & Common Stocks and Mutual Funds Owned December 31 of Current Year

1 Cusip #	2 Description  Give complete and accurate description of all stocks and mutual funds owned.	3 From Whom Acquired	4 Date Acquired	5 No. of Shares	6 Par Value Per Share (Preferred Stocks)	7 Book Value	8 Rate Per Share Used To Obtain Market Value	9 Market Value/ Fair Value December 31 of Current Year	10 Actual Cost	Dividends		13 Increase, by Adjustment, in Book Value During Year	14 Decrease, by Adjustment in Book Value During Year
										11 Received During Year	12 Dividends Amount Due and Accrued Dec. 31		
002824100	ABBOTT LABS (ABT)	MERRILL LYNCH	VARIOUS	351.00		38,536.29	109.79	38,536.29	27,061.87	943.76		11,474.42	
02079K305	ALPHABET INC SHS CL A (GOOGL)	MERRILL LYNCH	VARIOUS	1,791.00		158,019.93	88.23	158,019.93	109,679.05	-		48,340.88	
023135106	AMAZON COM INC (AMZN)	MERRILL LYNCH	VARIOUS	1,503.00		126,252.00	84.00	126,252.00	147,129.51				20,877.51
037833100	APPLE INC (AAPL)	MERRILL LYNCH	VARIOUS	1,852.00		240,630.36	129.93	240,630.36	132,927.62	1,738.96		107,702.74	
09247X101	BLACKROCK INC (BLK)	MERRILL LYNCH	3/11/2020	61.00		43,226.43	708.63	43,226.43	42,741.19	380.64		485.24	
087023105	BOEING COMPANY (BA)	MERRILL LYNCH	12/22/2022	189.00		36,002.61	190.49	36,002.61	35,872.82	-		129.79	
110122108	BRISTOL-MYERS SQUIBB CO (BMY)	MERRILL LYNCH	VARIOUS	1,135.00		81,663.25	71.95	81,663.25	85,470.31	1,868.40			3,807.06
11135F101	BROADCOM INC (AVGO)	MERRILL LYNCH	VARIOUS	125.00		69,891.25	559.13	69,891.25	68,920.64			970.61	
166764100	CHEVRON CORP (CVX)	MERRILL LYNCH	VARIOUS	599.00		107,514.51	179.49	107,514.51	54,249.65	4,419.04		53,264.86	
125523100	CIGNA CORP (CI)	MERRILL LYNCH	VARIOUS	280.00		92,775.20	331.34	92,775.20	77,370.55	537.60		15,404.65	
20825G104	CONOCOPHILLIPS (COP)	MERRILL LYNCH	VARIOUS	562.00		66,316.00	118.00	66,316.00	33,165.04	4,254.40		33,150.96	
22160K105	COSTCO WHOLESALE CORP (COST)	MERRILL LYNCH	VARIOUS	246.00		112,299.00	456.50	112,299.00	87,193.62	861.73		25,105.38	
235851102	DANAHER CORP (DHR)	MERRILL LYNCH	VARIOUS	268.00		71,132.56	265.42	71,132.56	36,904.63	381.91		34,227.93	
036752103	ELEVANCE HEALTH INC (ELV)	MERRILL LYNCH	VARIOUS	104.00		53,348.88	512.97	53,348.88	29,153.22	915.20		24,195.66	
29476L107	EQUITY RESIDENTIAL (EQR)	MERRILL LYNCH	VARIOUS	343.00		20,237.00	59.00	20,237.00	27,046.59	2,729.43			6,809.59
43300A203	HILTON WORLDWIDE (HLT)	MERRILL LYNCH	VARIOUS	527.00		66,591.72	126.36	66,591.72	54,205.82	148.95		12,385.90	
437076102	HOME DEPOT INC (HD)	MERRILL LYNCH	VARIOUS	139.00		43,904.54	315.86	43,904.54	30,797.99	1,292.00		13,106.55	
438516106	HONEYWELL INTL INC (HON)	MERRILL LYNCH	VARIOUS	566.00		121,293.80	214.30	121,293.80	87,712.33	2,406.70		33,581.47	
46825H100	JPMORGAN CHASE & CO (JPM)	MERRILL LYNCH	VARIOUS	1,090.00		146,169.00	134.10	146,169.00	132,264.51	3,411.00		13,904.49	
573874104	MARVELL TECH INC (MRVL)	MERRILL LYNCH	VARIOUS	1,338.00		49,559.52	37.04	49,559.52	60,200.35	446.94			10,640.83
580135101	MCDONALD'S CORP (MCD)	MERRILL LYNCH	11/7/2022	256.00		67,463.68	263.53	67,463.68	70,672.10	389.12			3,208.42
585017104	MICROSOFT CORP (MSFT)	MERRILL LYNCH	VARIOUS	1,151.00		276,032.82	239.82	276,032.82	189,865.76	2,684.84		86,167.06	
595017104	NEXTERA ENERGY INC (NEE)	MERRILL LYNCH	3/11/2020	1,036.00		86,609.60	83.60	86,609.60	68,255.44	1,617.56		18,354.16	
666807102	NORTHROP GRUMMAN CORP (NOC)	MERRILL LYNCH	VARIOUS	72.00		39,283.92	545.61	39,283.92	38,687.71	-		596.21	
67103H107	O'REILLY AUTOMOTIVE INC (ORLY)	MERRILL LYNCH	VARIOUS	37.00		31,229.11	844.03	31,229.11	30,781.98	-		447.13	
67066G104	PALO ALTO NETWORKS INC (PANW)	MERRILL LYNCH	2/24/2022	428.00		59,723.12	139.54	59,723.12	69,511.11	35.68			9,787.99
701094104	PARKER HANNIFIN CORP (PH)	MERRILL LYNCH	VARIOUS	181.00		52,671.00	291.00	52,671.00	48,043.63	1,474.86		4,627.37	
742718109	PROCTOR & GAMBLE (PG)	MERRILL LYNCH	VARIOUS	618.00		93,664.08	151.56	93,664.08	98,657.12	1,128.84			4,993.04
743315103	PROGRESSIVE CRP OHIO (PGR)	MERRILL LYNCH	VARIOUS	837.00		108,567.27	129.71	108,567.27	96,178.59	180.50		12,388.68	
74340W103	PROLOGIS INC (PLD)	MERRILL LYNCH	3/11/2020	473.00		53,321.29	112.73	53,321.29	35,729.86	1,991.59		17,591.43	
806857108	SCHLUMBERGER LTD (SLB)	MERRILL LYNCH	10/7/2022	1,023.00		54,689.58	53.46	54,689.58	42,639.08	-		12,050.50	
808513105	SCHWAB, CHARLES CORP (SCHW)	MERRILL LYNCH	VARIOUS	453.00		37,716.79	83.26	37,716.79	36,594.94	-		1,121.84	
855244109	STARBUCKS CORP (SBUX)	MERRILL LYNCH	9/26/2022	794.00		78,764.80	99.20	78,764.80	72,751.90	420.82		6,012.90	
883556102	THERMO FISHER SCIENTIFIC (TMO)	MERRILL LYNCH	3/11/2020	194.00		106,833.86	550.69	106,833.86	72,642.89	150.24		34,190.97	
87236Y108	TORONTO DOMINION BANK (TD)	MERRILL LYNCH	VARIOUS	1,580.00		102,320.80	64.76	102,320.80	113,270.03	2,125.05			10,949.23
907818108	UNION PACIFIC CORP (UNP)	MERRILL LYNCH	3/11/2020	423.00		87,590.61	207.07	87,590.61	73,042.54	1,563.10		14,548.07	
92826C839	VISA INC CL A (V)	MERRILL LYNCH	VARIOUS	644.00		133,797.44	207.76	133,797.44	116,461.13	958.06		17,336.31	
931142103	WALMART INC (WMT)	MERRILL LYNCH	VARIOUS	530.00		75,148.70	141.79	75,148.70	54,971.60	1,523.89		20,177.10	
98389B100	XCEL ENERGY INC (XEL)	MERRILL LYNCH	VARIOUS	522.00		36,597.42	70.11	36,597.42	37,992.99	787.80			1,395.57
98978V103	ZOETIS INC (ZTS)	MERRILL LYNCH	VARIOUS	713.00		104,490.15	146.55	104,490.15	95,672.01	655.22		8,818.14	

00206R102	ATT (T)	CHARLES SCHWAB	10/18/2022	1,376.00	25,332.16	18.41	25,332.16	21,362.40	543.90	3,969.76	-
002824100	ABBOTT LABORATORIES (ABT)	CHARLES SCHWAB	VARIOUS	244.00	26,788.76	109.79	26,788.76	25,610.24	331.82	1,178.52	-
00287Y109	ABBVIE INC (ABBV)	CHARLES SCHWAB	VARIOUS	297.00	47,998.17	161.61	47,998.17	36,035.42	1,422.69	11,962.75	-
G1151C101	ACCENTURE PLC (ACN)	CHARLES SCHWAB	11/21/2022	108.00	28,818.72	266.84	28,818.72	31,032.07	331.49	(2,213.35)	-
004930202	ACTIVISION BLIZZARD (ATVI)	CHARLES SCHWAB	12/6/2021	151.00	11,559.05	76.55	11,559.05	10,162.58	70.97	1,386.47	-
00724F101	ADOBE INC (ADBE)	CHARLES SCHWAB	11/21/2022	100.00	33,653.00	336.53	33,653.00	32,341.69	-	1,311.31	-
007903107	ADVANCED MICRO DEVIC (AMD)	CHARLES SCHWAB	11/21/2022	312.00	20,208.24	64.77	20,208.24	22,536.07	21.83	(2,327.83)	-
00846U101	AGILENT TECHNOLOGIES (A)	CHARLES SCHWAB	7/5/2022	142.00	21,250.30	149.65	21,250.30	16,865.34	77.49	4,384.96	-
009158106	AIR PROD & CHEMICALS (APD)	CHARLES SCHWAB	5/25/2022	63.00	19,420.38	308.26	19,420.38	14,814.77	187.92	4,605.61	-
011659109	ALASKA AIR GROUP INC (ALK)	CHARLES SCHWAB	7/5/2022	563.00	24,175.22	42.94	24,175.22	23,086.72	-	1,088.50	-
02079K305	ALPHABET INC CLASS A (GOOGL)	CHARLES SCHWAB	10/18/2022	530.00	46,761.90	88.23	46,761.90	53,392.20	-	(6,630.30)	-
023135106	AMAZON.COM INC (AMZN)	CHARLES SCHWAB	7/5/2022	1,439.00	120,876.00	84.00	120,876.00	160,592.40	-	(39,716.40)	-
025537101	AMERICAN ELECTRIC POWER CO (AEP)	CHARLES SCHWAB	12/3/2021	145.00	13,767.75	94.95	13,767.75	11,909.60	459.65	1,858.15	-
023608102	AMEREN CORP (AEE)	CHARLES SCHWAB	10/18/2022	312.00	27,743.04	88.92	27,743.04	24,683.88	184.08	3,059.16	-
025816109	AMERICAN EXPRESS CO (AXP)	CHARLES SCHWAB	11/21/2022	140.00	20,685.00	147.75	20,685.00	21,349.93	204.49	(664.93)	-
026874784	AMERICAN INTL GROUP (AIG)	CHARLES SCHWAB	10/18/2022	348.00	22,007.52	63.24	22,007.52	18,270.00	180.48	3,737.52	-
029899101	AMERICAN STATES WTR (AWR)	CHARLES SCHWAB	VARIOUS	212.00	19,620.60	92.55	19,620.60	17,039.41	245.93	2,581.19	-
03076C106	AMERIPRISE FINL (AMP)	CHARLES SCHWAB	3/16/2022	113.00	35,184.81	311.37	35,184.81	26,233.09	327.50	8,951.73	-
03073E105	AMERISOURCEBERGEN CORP	CHARLES SCHWAB	7/5/2022	84.00	13,919.64	165.71	13,919.64	11,729.76	79.38	2,189.88	-
031162100	AMGEN INC (AMGN)	CHARLES SCHWAB	VARIOUS	85.00	22,324.40	262.64	22,324.40	17,614.98	665.42	4,709.42	-
032095101	AMPHENOL CORP (APH)	CHARLES SCHWAB	10/18/2022	444.00	33,806.16	76.14	33,806.16	31,139.94	145.60	2,666.22	-
032654105	ANALOG DEVICES INC (ADI)	CHARLES SCHWAB	10/18/2022	211.00	34,610.33	164.03	34,610.33	29,735.17	369.36	4,875.16	-
03662Q105	ANSYS INC (ANSS)	CHARLES SCHWAB	10/18/2022	109.00	26,333.31	241.59	26,333.31	23,450.88	-	2,882.43	-
G0408V102	AON PLC CLASS A (AON)	CHARLES SCHWAB	VARIOUS	54.00	16,207.56	300.14	16,207.56	13,709.21	90.29	2,498.35	-
037833100	APPLE INC (AAPL)	CHARLES SCHWAB	VARIOUS	2,670.00	346,913.10	129.93	346,913.10	368,019.51	2,339.75	(21,106.41)	-
03822105	APPLIED MATERIALS (AMAT)	CHARLES SCHWAB	11/21/2022	97.00	9,445.86	97.38	9,445.86	10,155.82	54.96	709.96	-
039483102	ARCHER-DANIELS-MIDLN (ADM)	CHARLES SCHWAB	10/18/2022	167.00	15,505.95	92.85	15,505.95	14,602.48	66.80	903.47	-
040413106	ARISTA NETWORKS INC (ANET)	CHARLES SCHWAB	VARIOUS	161.00	19,537.35	121.35	19,537.35	15,506.61	-	4,030.74	-
363576109	ARTHUR J GALLAGHER&C (AJG)	CHARLES SCHWAB	5/25/2022	71.00	13,386.34	188.54	13,386.34	11,103.34	108.63	2,283.00	-
053015103	AUTO DATA PROCESSING (ADP)	CHARLES SCHWAB	VARIOUS	131.00	31,290.66	238.86	31,290.66	26,990.58	410.80	4,300.08	-
052769106	AUTODESK INC (ADSK)	CHARLES SCHWAB	7/5/2022	95.00	17,752.65	186.87	17,752.65	17,268.05	-	484.60	-
053332102	AUTOZONE INC (AZO)	CHARLES SCHWAB	VARIOUS	10.00	24,661.80	2,466.18	24,661.80	16,728.40	-	7,933.40	-
053611109	AVERY DENNISON CORP (AVY)	CHARLES SCHWAB	5/25/2022	73.00	13,213.00	181.00	13,213.00	11,928.50	176.25	1,284.50	-
057223100	BAKER HUGHES CO. CLASS A (BKR)	CHARLES SCHWAB	VARIOUS	434.00	12,816.02	29.53	12,816.02	10,691.95	78.85	2,124.07	-
060505104	BANK OF AMERICA CORP (BAC)	CHARLES SCHWAB	VARIOUS	1,746.00	57,827.52	33.12	57,827.52	53,375.22	973.20	4,452.30	-
064058100	BANK OF NY MELLON CO (BK)	CHARLES SCHWAB	10/18/2022	463.00	21,075.76	45.52	21,075.76	18,487.36	199.87	2,588.40	-
084670702	BERKSHIRE HATHAWAY (BRK/B)	CHARLES SCHWAB	VARIOUS	326.00	100,701.40	308.90	100,701.40	88,602.16	-	12,099.24	-
09062X103	BIOGEN INC (BIB)	CHARLES SCHWAB	3/16/2022	79.00	21,876.68	276.92	21,876.68	15,902.72	-	5,973.96	-
09247X101	BLACKROCK INC (BLK)	CHARLES SCHWAB	11/21/2022	21.00	14,881.23	706.63	14,881.23	15,120.08	531.92	(238.85)	-
097023105	BOEING CO (BA)	CHARLES SCHWAB	VARIOUS	180.00	34,288.20	190.49	34,288.20	22,481.13	-	11,807.07	-
09857L108	BOOKING HOLDINGS INC (BKNG)	CHARLES SCHWAB	VARIOUS	9.00	18,137.52	2,015.28	18,137.52	15,839.84	-	2,297.68	-
101137107	BOSTON SCIENTIFIC (BSX)	CHARLES SCHWAB	7/5/2022	670.00	31,000.90	46.27	31,000.90	25,058.00	-	5,942.90	-
110122108	BRISTOL MYERS SQUIBB (BMY)	CHARLES SCHWAB	VARIOUS	342.00	24,606.90	71.95	24,606.90	23,687.92	345.06	918.98	-
11135F101	BROADCOM INC (AVGO)	CHARLES SCHWAB	11/21/2022	36.00	20,128.68	559.13	20,128.68	18,673.38	1,071.70	1,455.30	-
125896100	C M S ENERGY CORP (CMS)	CHARLES SCHWAB	10/18/2022	279.00	17,669.07	63.33	17,669.07	15,741.18	166.06	1,927.89	-
130788102	CA WATER SERVICE GRP (CWT)	CHARLES SCHWAB	5/25/2022	264.00	16,008.96	60.64	16,008.96	14,359.01	155.75	1,649.95	-
12787108	CADENCE DESIGN SYS (CDNS)	CHARLES SCHWAB	5/25/2022	167.00	26,826.88	160.64	26,826.88	24,054.66	-	2,772.22	-
149123101	CATERPILLAR INC (CAT)	CHARLES SCHWAB	12/3/2021	105.00	25,153.80	239.56	25,153.80	19,098.58	265.86	6,055.22	-
12514G108	CDW CORP (CDW)	CHARLES SCHWAB	10/18/2022	126.00	22,501.08	178.58	22,501.08	20,444.13	74.34	2,056.95	-
15135B101	CENTENE CORP (CNC)	CHARLES SCHWAB	10/18/2022	171.00	14,023.71	82.01	14,023.71	12,886.25	-	1,137.46	-

808513105	CHARLES SCHWAB CORP (SCHW)	CHARLES SCHWAB	VARIOUS	380.00		31,638.80	83.26	31,638.80	23,733.08	252.38		7,905.72	-
16119P108	CHARTER COMMUNICATN CLASS A (CHTR)	CHARLES SCHWAB	10/18/2022	48.00		16,276.80	339.10	16,276.80	15,874.80	-		402.00	-
166764100	CHEVRON CORP (CVX)	CHARLES SCHWAB	VARIOUS	380.00		68,206.20	179.49	68,206.20	62,578.25	491.32		5,627.95	-
169656105	CHIPOTLE MEXICAN GRL (CMG)	CHARLES SCHWAB	VARIOUS	8.00		11,099.92	1,387.49	11,099.92	10,251.39	-		848.53	-
H1467J104	CHUBB LTD (CB)	CHARLES SCHWAB	10/18/2022	86.00		18,971.60	220.60	18,971.60	16,668.95	91.70		2,302.65	-
1359109	CIGNA CORP (CI)	CHARLES SCHWAB	VARIOUS	85.00		29,157.92	331.34	29,157.92	19,494.92	339.36		9,663.00	-
172908105	CINTAS CORP (CTAS)	CHARLES SCHWAB	VARIOUS	56.00		25,290.72	451.62	25,290.72	20,670.28	153.75		4,620.44	-
17275R102	CISCO SYSTEMS INC (CSCO)	CHARLES SCHWAB	11/21/2022	534.00		25,439.76	47.64	25,439.76	25,474.74	1,037.38		(34.98)	-
172967424	CITIGROUP INC (C)	CHARLES SCHWAB	11/21/2022	386.00		17,458.78	45.23	17,458.78	18,823.29	184.62		(1,364.51)	-
174610105	CITIZENS FINL GROUP INC	CHARLES SCHWAB	7/5/2022	525.00		20,669.25	39.37	20,669.25	18,487.46	441.00		2,181.79	-
20030N101	COMCAST CORP CLASS A (CMCSA)	CHARLES SCHWAB	11/21/2022	1,122.00		39,236.34	34.97	39,236.34	38,265.81	759.16		970.53	-
200525103	COMMERCE BANCSHARES	CHARLES SCHWAB	7/5/2022	376.00		25,594.32	68.07	25,594.32	23,256.14	190.28		2,338.18	-
20825C104	CONOCOPHILLIPS (COP)	CHARLES SCHWAB	10/18/2022	284.00		33,512.00	118.00	33,512.00	33,638.38	144.84		(126.38)	-
209115104	CONSOLIDATED EDISON (ED)	CHARLES SCHWAB	VARIOUS	203.00		19,347.93	95.31	19,347.93	15,350.02	506.39		3,997.91	-
217204106	COPART INC (CPRT)	CHARLES SCHWAB	VARIOUS	216.00		13,152.24	60.89	13,152.24	11,892.96	-		1,259.28	-
22052L104	CORTEVA INC	CHARLES SCHWAB	VARIOUS	226.00		13,284.28	58.78	13,284.28	11,744.10	72.00		1,540.18	-
22160K105	COSTCO WHOLESALE CO (COST)	CHARLES SCHWAB	VARIOUS	57.00		26,020.50	456.50	26,020.50	25,725.07	178.08		295.43	-
231021106	CUMMINS INC (CMI)	CHARLES SCHWAB	12/3/2021	68.00		16,475.72	242.29	16,475.72	12,999.56	310.67		3,476.16	-
129650100	CVS HEALTH CORP (CVS)	CHARLES SCHWAB	VARIOUS	217.00		20,222.23	93.19	20,222.23	18,027.57	555.50		2,194.67	-
235851102	DANAHER CORP (DHR)	CHARLES SCHWAB	VARIOUS	99.00		26,276.58	265.42	26,276.58	24,692.53	109.50		1,584.05	-
244199105	DEERE & CO (DE)	CHARLES SCHWAB	VARIOUS	63.00		27,011.88	428.76	27,011.88	18,320.24	159.31		8,691.64	-
252131107	DEXCOM INC	CHARLES SCHWAB	VARIOUS	133.00		15,060.92	113.24	15,060.92	10,283.55	-		4,777.37	-
256677105	DOLLAR GENERAL (DG)	CHARLES SCHWAB	5/25/2022	119.00		29,303.75	246.25	29,303.75	23,200.24	154.84		6,103.51	-
260003108	DOVER CORP (DOV)	CHARLES SCHWAB	4/15/2021	163.00		22,071.83	135.41	22,071.83	19,546.37	190.64		2,525.46	-
260557103	DOW INC	CHARLES SCHWAB	10/18/2022	394.00		19,853.66	50.39	19,853.66	18,098.39	453.60		1,755.27	-
26614N102	DUPONT DE NEMOURS INC	CHARLES SCHWAB	7/5/2022	262.00		17,981.06	68.63	17,981.06	13,952.47	172.92		4,028.59	-
G29183103	EATON CORP PLC (ETN)	CHARLES SCHWAB	7/5/2022	207.00		32,488.65	156.95	32,488.65	25,738.38	471.42		6,750.27	-
281020107	EDISON INTERNTL (EIX)	CHARLES SCHWAB	10/18/2022	300.00		19,086.00	63.62	19,086.00	17,235.00	-		1,851.00	-
285512109	ELECTRONIC ARTS INC (EA)	CHARLES SCHWAB	10/18/2022	88.00		10,751.84	122.18	10,751.84	10,810.87	52.13		(59.03)	-
036752103	ELEVANCE HEALTH INC (ELV)	CHARLES SCHWAB	VARIOUS	43.00		22,057.71	512.97	22,057.71	16,822.85	222.72		5,234.86	-
291011104	EMERSON ELECTRIC CO (EMR)	CHARLES SCHWAB	7/5/2022	298.00		28,625.88	96.06	28,625.88	23,302.11	412.98		5,323.77	-
26875P101	EOG RESOURCES INC (EOG)	CHARLES SCHWAB	10/18/2022	153.00		19,816.56	129.52	19,816.56	19,064.57	229.50		751.99	-
294429105	EQUIFAX INC (EFX)	CHARLES SCHWAB	10/18/2022	100.00		19,436.00	194.36	19,436.00	16,634.25	45.63		2,801.75	-
30040W108	EVERSOURCE ENERGY (ES)	CHARLES SCHWAB	10/18/2022	218.00		18,277.12	83.84	18,277.12	16,451.96	138.98		1,825.16	-
30291G102	EXXON MOBL CORP (XOM)	CHARLES SCHWAB	10/18/2022	813.00		89,673.90	110.30	89,673.90	82,638.57	707.98		7,035.33	-
303075105	FACTSET RESEARCH SYS (FDS)	CHARLES SCHWAB	VARIOUS	29.00		11,635.09	401.21	11,635.09	11,259.84	51.62		375.25	-
311900104	FASTENAL CO	CHARLES SCHWAB	10/18/2022	367.00		17,366.44	47.32	17,366.44	17,447.18	251.10		(80.74)	-
31428X106	FEDEX CORP (FDX)	CHARLES SCHWAB	10/18/2022	104.00		18,012.80	173.20	18,012.80	16,325.40	120.10		1,687.40	-
337738108	FISERVE INC (FISV)	CHARLES SCHWAB	12/3/2021	164.00		16,575.48	101.07	16,575.48	15,249.54	-		1,325.94	-
345370860	FORD MOTOR CO (F)	CHARLES SCHWAB	2/24/2022	1,320.00		14,188.60	11.63	14,188.60	13,279.70	453.50		908.90	-
35671D857	FREEMPORT-MCMORAN INC (FCX)	CHARLES SCHWAB	10/18/2022	646.00		24,548.00	38.00	24,548.00	18,378.70	-		6,169.30	-
369550108	GENERAL DYNAMICS CO (GD)	CHARLES SCHWAB	VARIOUS	109.00		27,043.99	248.11	27,043.99	23,191.25	268.38		3,852.74	-
369604301	GENERAL ELECTRIC CO (GE)	CHARLES SCHWAB	VARIOUS	362.00		30,331.98	83.79	30,331.98	22,442.71	39.52		7,889.27	-
370334104	GENERAL MILLS INC (GIS)	CHARLES SCHWAB	10/18/2022	136.00		11,403.60	83.85	11,403.60	10,655.60	-		748.00	-
37045V100	GENERAL MOTORS CO (GM)	CHARLES SCHWAB	7/5/2022	501.00		16,853.64	33.64	16,853.64	15,615.72	90.18		1,237.92	-
372460105	GENUINE PARTS CO (GPC)	CHARLES SCHWAB	VARIOUS	161.00		27,935.11	173.51	27,935.11	20,360.27	394.22		7,574.84	-
375558103	GILEAD SCIENCES INC (GILD)	CHARLES SCHWAB	5/25/2022	203.00		17,427.55	85.85	17,427.55	13,402.06	606.63		4,025.49	-
38141G104	GOLDMAN SACHS GROUP (GS)	CHARLES SCHWAB	VARIOUS	52.00		17,855.76	343.38	17,855.76	17,209.40	352.00		646.36	-
384109104	GRACO INC	CHARLES SCHWAB	7/5/2022	282.00		18,967.32	67.26	18,967.32	16,632.87	118.44		2,334.45	-
406216101	HALLIBURTON CO HLDG (HAL)	CHARLES SCHWAB	10/18/2022	555.00		21,839.25	39.35	21,839.25	17,096.78	66.60		4,742.47	-
40412C101	HCA HEALTHCARE INC (HCA)	CHARLES SCHWAB	4/15/2021	70.00		16,797.20	239.96	16,797.20	14,650.30	98.00		2,146.90	-

427866108	HERSHEY CO (HSY)	CHARLES SCHWAB	VARIOUS	46.00		10,652.22	231.57	10,652.22	7,402.14	180.29		3,250.08	-
42824C109	HEWLETT PACKARD ENTERPRI	CHARLES SCHWAB	7/5/2022	1,093.00		17,444.28	15.96	17,444.28	13,646.65	131.16		3,797.63	-
437076102	HOME DEPOT INC (HD)	CHARLES SCHWAB	VARIOUS	160.00		50,537.60	315.86	50,537.60	50,514.77	1,086.80		22.83	-
438516106	HONEYWELL INTL INC (HON)	CHARLES SCHWAB	5/25/2022	179.00		38,359.70	214.30	38,359.70	31,551.44	288.25		6,808.26	-
444859102	HUMANA INC (HUM)	CHARLES SCHWAB	VARIOUS	32.00		16,390.08	512.19	16,390.08	13,034.92	87.24		3,355.16	-
448150104	HUNTINGTON BANCSH	CHARLES SCHWAB	VARIOUS	1,352.00		19,063.20	14.10	19,063.20	15,032.29	209.56		3,930.31	-
459200101	IBM CORP (IBM)	CHARLES SCHWAB	11/21/2022	176.00		24,796.64	140.89	24,796.64	25,901.92	974.83		(1,105.28)	-
45168D104	IDEXX LABS INC (IDXX)	CHARLES SCHWAB	10/18/2022	50.00		20,398.00	407.96	20,398.00	17,181.47	-		3,216.53	-
452308109	ILLINOIS TOOL WORKS (ITW)	CHARLES SCHWAB	10/18/2022	118.00		25,995.40	220.30	25,995.40	22,715.00	170.80		3,280.40	-
452327109	ILLUMINA INC (ILMN)	CHARLES SCHWAB	2/24/2022	48.00		9,705.60	202.20	9,705.60	9,145.58	-		560.02	-
458140100	INTEL CORP (INTC)	CHARLES SCHWAB	10/18/2022	1,070.00		28,280.10	26.43	28,280.10	27,654.15	1,208.52		825.95	-
45866F104	INTERCONTINENTAL EXC (ICE)	CHARLES SCHWAB	VARIOUS	138.00		14,157.42	102.59	14,157.42	13,049.72	197.60		1,107.70	-
461202103	INTUIT INC (INTU)	CHARLES SCHWAB	VARIOUS	32.00		12,455.04	389.22	12,455.04	13,465.90	110.52		(1,010.86)	-
46120E602	INTUITIVE SURGICAL (ISRG)	CHARLES SCHWAB	11/21/2022	73.00		19,370.55	265.35	19,370.55	19,151.92	-		218.63	-
46266C105	IQVIA HOLDINGS INC (IQV)	CHARLES SCHWAB	10/18/2022	82.00		16,800.98	204.89	16,800.98	15,082.42	-		1,718.56	-
469814107	JACOBS ENGINEERING (J)	CHARLES SCHWAB	10/18/2022	155.00		18,610.85	120.07	18,610.85	18,100.88	23.46		509.97	-
47233W109	JEFFERIES FINL (JEF)	CHARLES SCHWAB	VARIOUS	570.00		19,539.60	34.28	19,539.60	15,932.37	322.80		3,607.23	-
478160104	JOHNSON & JOHNSON (JNJ)	CHARLES SCHWAB	VARIOUS	418.00		73,839.70	176.65	73,839.70	67,312.43	1,200.54		6,527.27	-
G51502105	JOHNSON CONTROLS INTER (JCI)	CHARLES SCHWAB	10/18/2022	442.00		28,288.00	64.00	28,288.00	25,485.56	255.44		4,822.44	-
46625H100	JPMORGAN CHASE & CO (JPM)	CHARLES SCHWAB	10/18/2022	655.00		87,835.50	134.10	87,835.50	77,432.53	839.00		10,402.97	-
49338L103	KEYSIGHT TECH INC (KEYS)	CHARLES SCHWAB	VARIOUS	129.00		22,068.03	171.07	22,068.03	17,412.37	-		4,655.66	-
512807108	LAM RESEARCH CORP (LRCX)	CHARLES SCHWAB	10/18/2022	71.00		29,841.30	420.30	29,841.30	22,825.64	105.00		7,015.66	-
532457108	LILLY ELI & CO (LLY)	CHARLES SCHWAB	VARIOUS	143.00		52,315.12	365.84	52,315.12	39,332.30	405.72		12,982.82	-
G5494J103	LINDE PLC (LIN)	CHARLES SCHWAB	VARIOUS	72.00		23,484.96	326.18	23,484.96	22,945.72	279.63		539.24	-
501889208	LKQ CORP (LKQ)	CHARLES SCHWAB	VARIOUS	364.00		19,441.24	53.41	19,441.24	17,012.40	281.10		2,428.84	-
539830109	LOCKHEED MARTIN CORP (LMT)	CHARLES SCHWAB	10/18/2022	50.00		24,324.50	486.49	24,324.50	21,643.95	150.00		2,680.55	-
548661107	LOWES COMPANIES INC (LOW)	CHARLES SCHWAB	VARIOUS	200.00		39,848.00	195.24	39,848.00	35,415.82	584.00		4,432.18	-
56585A102	MARATHON PETE CORP (MPC)	CHARLES SCHWAB	10/18/2022	166.00		19,320.74	116.39	19,320.74	17,992.91	124.50		1,327.83	-
571748102	MARSH & MC LENNAN CO (MMC)	CHARLES SCHWAB	VARIOUS	111.00		18,368.28	165.48	18,368.28	15,619.98	165.97		2,748.30	-
573284106	MARTIN MARIETTA MATERIAL (MLM)	CHARLES SCHWAB	VARIOUS	68.00		22,981.96	337.97	22,981.96	20,064.85	83.82		2,917.11	-
57636Q104	MASTERCARD INC (MA)	CHARLES SCHWAB	VARIOUS	146.00		50,768.58	347.73	50,768.58	46,301.23	240.59		4,467.35	-
580135101	MCDONALDS CORP (MCD)	CHARLES SCHWAB	VARIOUS	196.00		51,651.88	263.53	51,651.88	47,639.16	851.30		4,012.72	-
58155Q103	MCKESSON CORP (MCK)	CHARLES SCHWAB	4/15/2021	51.00		19,131.12	375.12	19,131.12	11,417.54	81.12		7,713.58	-
G5960L103	MEDTRONIC PLC (MDT)	CHARLES SCHWAB	11/21/2022	213.00		16,554.36	77.72	16,554.36	17,594.87	509.01		(1,040.51)	-
589331105	MERCK & CO INC (MRK)	CHARLES SCHWAB	VARIOUS	408.00		45,267.60	110.95	45,267.60	31,620.33	968.07		13,647.27	-
30303M102	META PLATFORMS INC CLASS A (FB)	CHARLES SCHWAB	10/18/2022	400.00		48,136.00	120.34	48,136.00	53,338.00	-		(5,202.00)	-
59156R108	METLIFE INC (MET)	CHARLES SCHWAB	10/18/2022	373.00		26,994.01	72.37	26,994.01	25,147.66	186.50		1,846.35	-
592688105	METTLER TOLEDO INTL (MTD)	CHARLES SCHWAB	4/15/2021	11.00		15,899.95	1,445.45	15,899.95	12,822.01	-		3,077.94	-
595017104	MICROCHIP TECHNOLOGY (MCHP)	CHARLES SCHWAB	VARIOUS	472.00		33,158.00	70.25	33,158.00	26,469.76	295.87		6,688.24	-
595142103	MICRON TECHNOLOGY (MU)	CHARLES SCHWAB	10/18/2022	301.00		15,043.98	49.38	15,043.98	15,796.36	87.70		(752.38)	-
594918104	MICROSOFT CORP (MSFT)	CHARLES SCHWAB	VARIOUS	1,346.00		322,797.72	239.82	322,797.72	343,271.86	2,967.70		(20,474.14)	-
60770K107	MODERNA INC (MRNA)	CHARLES SCHWAB	5/25/2022	78.00		14,010.36	179.62	14,010.36	9,958.65	-		4,051.71	-
60855R100	MOLINA HEALTHCARE	CHARLES SCHWAB	7/5/2022	40.00		13,208.80	330.22	13,208.80	10,937.60	-		2,271.20	-
615369105	MOODYS CORP (MCO)	CHARLES SCHWAB	10/18/2022	95.00		26,468.90	278.62	26,468.90	23,387.10	84.00		3,081.80	-
617446448	MORGAN STANLEY (MS)	CHARLES SCHWAB	11/21/2022	176.00		14,963.52	85.02	14,963.52	15,719.44	380.55		(755.92)	-
620076307	MOTOROLA SOLUTIONS (MSI)	CHARLES SCHWAB	VARIOUS	117.00		30,152.07	257.71	30,152.07	24,794.29	165.11		5,357.78	-
631103108	NASDAQ INC (NDAQ)	CHARLES SCHWAB	VARIOUS	357.00		21,901.95	61.35	21,901.95	18,490.89	168.18		3,411.06	-
64110L106	NETFLIX INC (NFLX)	CHARLES SCHWAB	5/25/2022	122.00		35,975.36	294.88	35,975.36	24,769.20	-		11,206.16	-
65339F101	NEXTERA ENERGY INC (NEE)	CHARLES SCHWAB	11/21/2022	281.00		23,491.60	83.60	23,491.60	23,423.65	469.64		67.95	-
654106103	NIKE INC (NKE)	CHARLES SCHWAB	11/21/2022	196.00		22,933.96	117.01	22,933.96	20,424.55	206.94		2,509.41	-
666807102	NORTHROP GRUMMAN CORP (NOC)	CHARLES SCHWAB	VARIOUS	31.00		16,913.91	545.61	16,913.91	12,274.70	159.26		4,639.21	-

67066G104	NVIDIA CORP (NVDA)	CHARLES SCHWAB	VARIOUS	442.00		64,593.88	146.14	64,593.88	70,066.43	65.76		(5,472.55)	-
N6596X109	NXP SEMICONDUCTORS F (NXPI)	CHARLES SCHWAB	3/16/2022	68.00		10,746.04	158.03	10,746.04	9,607.72	57.46		1,138.32	-
67103H107	O'REILLY AUTOMOTIVE (ORLY)	CHARLES SCHWAB	VARIOUS	39.00		32,917.17	844.03	32,917.17	22,483.58	-		10,433.59	-
674599105	OCCIDENTAL PETROL CO (OXY)	CHARLES SCHWAB	10/18/2022	184.00		11,590.16	62.99	11,590.16	12,512.00	-		(921.84)	-
68389X105	ORACLE CORP (ORCL)	CHARLES SCHWAB	VARIOUS	305.00		24,930.70	81.74	24,930.70	22,321.22	379.84		2,609.48	-
704326107	PAYCOM SOFTWARE INC (PAYC)	CHARLES SCHWAB	VARIOUS	107.00		12,364.92	115.56	12,364.92	11,137.84	264.15		1,227.08	-
70450Y103	PAYPAL HOLDINGS INCORPOR (PYPL)	CHARLES SCHWAB	VARIOUS	271.00		19,300.62	71.22	19,300.62	19,651.56	-		(350.94)	-
713448108	PEPSICO INC (PEP)	CHARLES SCHWAB	VARIOUS	245.00		44,261.70	180.66	44,261.70	37,785.54	923.28		6,476.16	-
717081103	PFIZER (PFE)	CHARLES SCHWAB	VARIOUS	1,012.00		51,854.88	51.24	51,854.88	43,296.79	1,400.40		8,558.09	-
718172109	PHILIP MORRIS INTL (PM)	CHARLES SCHWAB	11/21/2022	194.00		19,634.74	101.21	19,634.74	18,821.88	641.05		812.86	-
718546104	PHILLIPS 66 (PSX)	CHARLES SCHWAB	10/18/2022	148.00		15,403.84	104.08	15,403.84	14,251.66	143.56		1,152.18	-
723787107	PIONEER NATURAL RES (PXD)	CHARLES SCHWAB	10/18/2022	67.00		15,302.13	228.39	15,302.13	16,455.66	382.57		(1,153.53)	-
69351T106	PPL CORP (PPL)	CHARLES SCHWAB	10/18/2022	839.00		24,515.58	29.22	24,515.58	21,256.40	133.22		3,259.18	-
742718109	PROCTER & GAMBLE (PG)	CHARLES SCHWAB	VARIOUS	387.00		58,653.72	151.56	58,653.72	51,368.51	1,305.45		7,285.21	-
743315103	PROGRESSIVE CO OHIO (PGR)	CHARLES SCHWAB	VARIOUS	135.00		17,510.85	129.71	17,510.85	12,799.79	51.00		4,711.06	-
744320102	PRUDENTIAL FINL	CHARLES SCHWAB	7/5/2022	166.00		16,510.36	99.46	16,510.36	15,464.56	398.40		1,045.80	-
747525103	QUALCOMM INC (QCOM)	CHARLES SCHWAB	VARIOUS	172.00		18,909.68	109.94	18,909.68	20,942.17	418.62		(2,032.49)	-
75513E101	RAYTHEON TECHNOLOGIES CO (RTX)	CHARLES SCHWAB	VARIOUS	409.00		41,276.28	100.92	41,276.28	33,994.23	603.30		7,282.05	-
75896F107	REGENERON PHARMS INC (REGN)	CHARLES SCHWAB	5/25/2022	20.00		14,429.80	721.49	14,429.80	12,744.30	-		1,685.50	-
7591EP100	REGIONS FINL CO	CHARLES SCHWAB	VARIOUS	878.00		18,929.68	21.56	18,929.68	16,281.37	175.60		2,648.31	-
760759100	REPUBLIC SERVICES (RSG)	CHARLES SCHWAB	VARIOUS	70.00		9,029.30	128.99	9,029.30	7,293.23	170.19		1,736.07	-
761152107	RESMED INC (RMD)	CHARLES SCHWAB	4/15/2021	59.00		12,279.67	208.13	12,279.67	12,601.57	91.88		(321.90)	-
773903109	ROCKWELL AUTOMATION (ROK)	CHARLES SCHWAB	VARIOUS	76.00		19,575.32	257.57	19,575.32	15,360.68	181.52		4,214.64	-
776696106	ROPER TECHNOLOGIES (ROP)	CHARLES SCHWAB	10/18/2022	51.00		22,036.59	432.09	22,036.59	19,064.78	6.82		2,971.81	-
778296103	ROSS STORES INC (ROST)	CHARLES SCHWAB	VARIOUS	261.00		30,294.27	116.07	30,294.27	19,282.83	190.65		11,011.44	-
78409V104	S & P GLOBAL INC (SPGI)	CHARLES SCHWAB	11/21/2022	41.00		13,732.54	334.94	13,732.54	14,266.36	139.38		(533.82)	-
7946L302	SALESFORCE COM (CRM)	CHARLES SCHWAB	VARIOUS	202.00		26,783.18	132.59	26,783.18	31,687.17	-		(5,103.99)	-
806857108	SCHLUMBERGER LTD F (SLB)	CHARLES SCHWAB	10/18/2022	458.00		24,484.68	53.46	24,484.68	20,018.72	-		4,465.96	-
816851109	SEMPRA (SRE)	CHARLES SCHWAB	VARIOUS	127.00		19,626.58	154.54	19,626.58	17,431.40	298.86		2,195.18	-
81762P102	SERVICE NOW INC (NOW)	CHARLES SCHWAB	10/18/2022	62.00		24,072.74	388.27	24,072.74	22,030.77	-		2,041.97	-
824348106	SHERWIN WILLIAMS CO (SHW)	CHARLES SCHWAB	10/18/2022	81.00		19,223.73	237.33	19,223.73	17,190.59	65.40		2,033.14	-
855244109	STARBUCKS CORP (SBUX)	CHARLES SCHWAB	VARIOUS	378.00		37,497.60	99.20	37,497.60	28,327.00	412.02		9,170.60	-
857477103	STATE STREET CORP (STT)	CHARLES SCHWAB	10/18/2022	280.00		21,719.60	77.57	21,719.60	17,712.80	101.46		4,006.80	-
863667101	STRYKER CORP (SYK)	CHARLES SCHWAB	11/21/2022	64.00		15,647.36	244.49	15,647.36	14,389.76	157.78		1,257.60	-
87165E103	SYNCHRONY FINL (SYF)	CHARLES SCHWAB	VARIOUS	567.00		18,631.62	32.86	18,631.62	16,757.67	259.36		1,873.95	-
74144T108	T ROWE PRICE GROUP (TROW)	CHARLES SCHWAB	10/18/2022	192.00		20,939.52	109.06	20,939.52	20,044.38	434.40		895.14	-
872590104	T-MOBILE (TMUS)	CHARLES SCHWAB	2/24/2022	156.00		21,840.00	140.00	21,840.00	20,012.30	-		1,827.70	-
87612E106	TARGET CORP (TGT)	CHARLES SCHWAB	VARIOUS	88.00		13,115.52	149.04	13,115.52	12,545.28	325.08		570.24	-
H84989104	TE CONNECTIVITY LTD (TEL)	CHARLES SCHWAB	VARIOUS	206.00		23,648.80	114.80	23,648.80	22,146.96	353.30		1,501.84	-
88160R101	TESLA INC (TSLA)	CHARLES SCHWAB	VARIOUS	450.00		55,431.00	125.18	55,431.00	40,563.36	-		14,867.64	-
882508104	TEXAS INSTRUMENTS (TXN)	CHARLES SCHWAB	5/25/2022	129.00		21,313.38	165.22	21,313.38	20,901.87	334.76		411.51	-
191216100	THE COCA-COLA CO (KO)	CHARLES SCHWAB	VARIOUS	778.00		49,488.58	63.61	49,488.58	44,966.02	1,103.96		4,522.56	-
883556102	THERMO FISHER SCNTFC (TMO)	CHARLES SCHWAB	VARIOUS	44.00		24,230.36	550.69	24,230.36	21,536.68	83.96		2,693.68	-
872540109	TJX COMPANIES INC (TJX)	CHARLES SCHWAB	5/25/2022	294.00		23,402.40	79.60	23,402.40	19,064.43	141.59		4,337.97	-
00BK9Z096	TRANE TECHNOLOGIES PLC (TT)	CHARLES SCHWAB	VARIOUS	143.00		24,036.87	168.09	24,036.87	19,248.47	341.70		4,788.40	-
907818108	UNION PACIFIC CORP (UNP)	CHARLES SCHWAB	VARIOUS	95.00		19,671.65	207.07	19,671.65	19,517.80	518.22		153.85	-
910047109	UNITED AIRLINES HOLDINGS (UAL)	CHARLES SCHWAB	12/6/2021	384.00		14,476.80	37.70	14,476.80	13,742.59	-		734.21	-
911312106	UNITED PARCEL SRVC (UPS)	CHARLES SCHWAB	11/21/2022	53.00		9,213.52	173.84	9,213.52	9,540.11	503.12		(326.59)	-
911363109	UNITED RENTALS INC (URI)	CHARLES SCHWAB	VARIOUS	74.00		26,301.08	355.42	26,301.08	18,748.82	-		7,552.26	-
91324P102	UNITEDHEALTH GRP INC (UNH)	CHARLES SCHWAB	VARIOUS	169.00		89,600.42	530.18	89,600.42	72,993.09	1,032.20		16,607.33	-
91913Y100	VALERO ENERGY CORP (VLO)	CHARLES SCHWAB	VARIOUS	132.00		16,745.52	126.86	16,745.52	16,156.71	104.86		588.81	-

92343E102	VERISIGN INC (VRSN)	CHARLES SCHWAB	5/25/2022	77.00	15,818.88	205.44	15,818.88	13,066.90	-	2,751.98	-		
92343V104	VERIZON COMMUNICATION (VZ)	CHARLES SCHWAB	10/18/2022	774.00	30,495.60	39.40	30,495.60	28,710.76	808.96	1,784.84	-		
92532F100	VERTEX PHARMACEUTICAL (VRTX)	CHARLES SCHWAB	12/3/2021	63.00	18,193.14	288.78	18,193.14	14,749.89	-	3,443.25	-		
925652109	VICI PROPERTIES INC	CHARLES SCHWAB	VARIOUS	420.00	13,608.00	32.40	13,608.00	12,785.33	154.05	822.67	-		
92826C839	VISA INC (V)	CHARLES SCHWAB	VARIOUS	284.00	59,003.84	207.76	59,003.84	56,195.62	329.18	2,808.22	-		
929160109	VULCAN MATERIALS COM (VMC)	CHARLES SCHWAB	VARIOUS	145.00	25,390.95	175.11	25,390.95	20,951.22	103.60	4,439.73	-		
931142103	WALMART INC (WMT)	CHARLES SCHWAB	4/15/2021	271.00	38,425.09	141.79	38,425.09	33,376.77	394.93	5,048.32	-		
9254687106	WALT DISNEY CO (DIS)	CHARLES SCHWAB	3/16/2022	400.00	34,752.00	86.88	34,752.00	37,867.72	-	(3,115.72)	-		
94106L109	WASTE MANAGEMENT INC (WM)	CHARLES SCHWAB	VARIOUS	74.00	11,609.12	156.88	11,609.12	10,385.68	220.35	1,223.44	-		
976657106	W E C ENERGY GROUP INC (WEC)	CHARLES SCHWAB	10/18/2022	177.00	16,595.52	93.76	16,595.52	15,469.92	192.79	1,125.60	-		
949746101	WELLS FARGO & CO (WFC)	CHARLES SCHWAB	VARIOUS	619.00	25,558.51	41.29	25,558.51	27,951.92	398.00	(2,393.41)	-		
384802104	WW GRAINGER INC	CHARLES SCHWAB	VARIOUS	34.00	18,912.50	556.25	18,912.50	15,233.36	118.68	3,679.14	-		
98389B100	XCEL ENERGY INC (XEL)	CHARLES SCHWAB	10/18/2022	308.00	21,593.88	70.11	21,593.88	18,894.11	34.77	2,699.77	-		
88579Y101	3M CO (MMM)	CHARLES SCHWAB	9/15/2022	171.00	20,506.32	119.92	20,506.32	19,867.41	391.87	638.91	-		
33739N108	FIRST TRUST MANAGED (FMB)	CHARLES SCHWAB	VARIOUS	5,498.00	275,504.78	50.11	275,504.78	274,761.72	6,574.34	743.06	-		
46434G103	ISHARES CORE MSCI (IEMG)	CHARLES SCHWAB	VARIOUS	13,371.52	624,449.93	46.70	624,449.93	579,124.62	16,318.60	45,325.31	-		
46432F842	ISHARES MSCI EAFE ETF (IEFA)	CHARLES SCHWAB	10/18/2022	10,212.00	629,467.68	61.64	629,467.68	554,409.48	17,129.61	75,058.20	-		
464287465	ISHARES MSCI EAFE ETF (EFA)	CHARLES SCHWAB	VARIOUS	1,941.00	127,407.24	65.64	127,407.24	114,685.56	5,468.25	12,721.68	-		
464288414	ISHARES NATIONAL MUNI (MUB)	CHARLES SCHWAB	VARIOUS	4,101.00	432,737.52	105.52	432,737.52	429,474.38	8,360.04	3,263.14	-		
78463X509	SPDR INDEX SHARES EMERG (SPEM)	CHARLES SCHWAB	10/1/2021	6,611.00	217,898.56	32.96	217,898.56	222,636.26	4,323.12	(4,737.70)	-		
921943858	VANGUARD FTSE DEVELOPED (VEA)	CHARLES SCHWAB	12/3/2021	13,415.00	563,027.55	41.97	563,027.55	530,965.70	9,270.97	32,061.85	-		
922907746	VANGUARD MUNI BND TAX EX (VTEB)	CHARLES SCHWAB	VARIOUS	8,750.00	433,037.50	49.49	433,037.50	429,903.68	8,251.46	3,133.82	-		
09260B382	BLACKROCK STRATEGIC INC (BSIIX)	CHARLES SCHWAB	VARIOUS	55,475.56	510,375.12	9.20	510,375.12	522,717.56	19,022.24	(12,342.44)	-		
56063U547	MAINSTAY MACKAY HIGH YIELD (MMHIX)	CHARLES SCHWAB	VARIOUS	45,581.31	514,612.97	11.29	514,612.97	517,689.12	17,293.04	(3,076.15)	-		
67065Q574	NUVEEN STRATEGIC MUNICIP (NSIOX)	CHARLES SCHWAB	2/14/2021	45,391.46	437,119.74	9.63	437,119.74	445,570.14	15,932.13	(8,450.36)	-		
922907878	VANGUARD INTERM-TERM TX EX (VWIUX)	CHARLES SCHWAB	VARIOUS	32,519.97	434,466.85	13.36	434,466.85	431,192.28	9,199.48	3,274.57	-		
922907886	VANGUARD LTD-TERM TX-EX (VMLUX)	CHARLES SCHWAB	VARIOUS	36,891.81	393,635.64	10.67	393,635.64	392,836.61	5,522.37	799.03	-		
03027X100	AMERN TOWER CORP (AMT)	CHARLES SCHWAB	10/18/2022	166.00	35,168.76	211.86	35,168.76	32,707.81	109.81	2,460.95	-		
29444U700	EQUINIX INC (EQIX)	CHARLES SCHWAB	10/18/2022	45.00	29,476.35	655.03	29,476.35	24,337.53	341.00	5,138.82	-		
74340W103	PROLOGIS INC (PLD)	CHARLES SCHWAB	VARIOUS	197.00	22,207.81	112.73	22,207.81	21,904.47	685.73	303.34	-		
74460D109	PUBLIC STORAGE (PSA)	CHARLES SCHWAB	VARIOUS	32.00	8,966.08	280.19	8,966.08	8,665.94	1,174.70	300.14	-		
756109104	REALTY INCOME CORP DISCOREIT (O)	CHARLES SCHWAB	5/25/2022	598.00	37,931.14	63.43	37,931.14	34,964.94	555.65	2,966.20	-		
828806109	SIMON PTY GROUP (SPG)	CHARLES SCHWAB	2/24/2022	286.00	33,599.28	117.48	33,599.28	27,776.32	775.55	5,822.96	-		
95040Q104	WELLTOWER INC REIT (WELL)	CHARLES SCHWAB	10/18/2022	369.00	24,187.95	65.55	24,187.95	22,394.98	236.68	1,792.97	-		
	NAMICO STOCK	NAMIC		30.00	11,431.80	381.06	11,431.80	1,500.00	-	9,931.80	-		
XXX	Totals to Page 12	XXX	XXX	XXX	XXX	\$ 15,452,612.17	XXX	\$ 15,452,612.17	\$ 14,184,892.74	\$ 251,211.02	\$ -	\$ 1,340,188.67	\$ 72,469.24

