



PROPERTY AND CASUALTY COMPANIES - ASSOCIATION EDITION

QUARTERLY STATEMENT

AS OF SEPTEMBER 30, 2022

OF THE CONDITION AND AFFAIRS OF THE

NATIONWIDE MUTUAL INSURANCE COMPANY

NAIC Group Code 0140 (Current) 0140 (Prior) NAIC Company Code 23787 Employer's ID Number 31-4177100

Organized under the Laws of OHIO, State of Domicile or Port of Entry OH

Country of Domicile UNITED STATES OF AMERICA

Incorporated/Organized 12/06/1925 Commenced Business 04/14/1926

Statutory Home Office ONE WEST NATIONWIDE BLVD. COLUMBUS, OH, US 43215-2220 (Street and Number) (City or Town, State, Country and Zip Code)

Main Administrative Office ONE WEST NATIONWIDE BLVD. COLUMBUS, OH, US 43215-2220 (Street and Number) (City or Town, State, Country and Zip Code) 614-249-1545 (Area Code) (Telephone Number)

Mail Address ONE WEST NATIONWIDE BLVD., 1-14-301 COLUMBUS, OH, US 43215-2220 (Street and Number or P.O. Box) (City or Town, State, Country and Zip Code)

Primary Location of Books and Records ONE WEST NATIONWIDE BLVD., 1-14-301 COLUMBUS, OH, US 43215-2220 (Street and Number) (City or Town, State, Country and Zip Code) 614-249-1545 (Area Code) (Telephone Number)

Internet Website Address WWW.NATIONWIDE.COM

Statutory Statement Contact ANDREA D IACOBONI 614-249-1545 (Name) (Area Code) (Telephone Number) FINRPT@NATIONWIDE.COM 866-315-1430 (E-mail Address) (FAX Number)

OFFICERS

PRESIDENT & COO - P&C MARK ALLEN BERVEN SVP & TREASURER DAVID PATRICK LAPAUL SVP & SECRETARY DENISE LYNN SKINGLE

OTHER

PAMELA ANN BIESECKER, SVP - HEAD OF TAXATION JOHN LAUGHLIN CARTER, PRESIDENT & COO-NW FIN VINITA JANE CLEMENTS, EVP-CHIEF HRO JAMES ROBERT FOWLER, EXEC VP-NW CHIEF TECH OFFC TIMOTHY GERALD FROMMEYER, EXEC VP-CFO MARK SHANNON HOWARD, EXEC VP-CHIEF LEGAL OFFC MICHAEL WILLIAM MAHAFFEY, EXEC VPO-CHIEF STRATEGY OFFC AMY TAYLOR SHORE, EXEC VP-CHIEF CUSTOMER OFFC RAMON JONES, EXEC VP-CHIEF MARKT OFFC KIRT ALAN WALKER, CEO

DIRECTORS OR TRUSTEES

CRAIG RICHARD ADAMS PAMELA K.M. BEALL FRANK EDWARD BURKETT III STEPHEN FRANCIS HIRSCH MARC ALLEN HOWZE MARY DIANE KOKEN SARA ALICIA MARTINEZ TUCKER DEBORA ANN PLUNKETT BRENT RINNER PORTEUS JULIE ANNA POTTS SUKU RADIA MICHAEL JOSEPH TOELLE KIRT ALAN WALKER SPARKY RAY WEILNAU PAUL JEFFREY WENGER JEFFREY WADE ZELLERS

State of OHIO SS: County of FRANKLIN

The officers of this reporting entity being duly sworn, each depose and say that they are the described officers of said reporting entity, and that on the reporting period stated above, all of the herein described assets were the absolute property of the said reporting entity, free and clear from any liens or claims thereon, except as herein stated, and that this statement, together with related exhibits, schedules and explanations therein contained, annexed or referred to, is a full and true statement of all the assets and liabilities and of the condition and affairs of the said reporting entity as of the reporting period stated above, and of its income and deductions therefrom for the period ended, and have been completed in accordance with the NAIC Annual Statement Instructions and Accounting Practices and Procedures manual except to the extent that: (1) state law may differ; or, (2) that state rules or regulations require differences in reporting not related to accounting practices and procedures, according to the best of their information, knowledge and belief, respectively. Furthermore, the scope of this attestation by the described officers also includes the related corresponding electronic filing with the NAIC, when required, that is an exact copy (except for formatting differences due to electronic filing) of the enclosed statement. The electronic filing may be requested by various regulators in lieu of or in addition to the enclosed statement.

MARK ALLEN BERVEN PRESIDENT & COO DENISE LYNN SKINGLE SVP & SECRETARY DAVID PATRICK LAPAUL VP & TREASURER

Subscribed and sworn to before me this 21 day of OCTOBER 2022

Andrew Swartzel

- a. Is this an original filing? Yes [X] No []
b. If no,
1. State the amendment number.....
2. Date filed
3. Number of pages attached.....



ANDREW SWARTZEL
NOTARY PUBLIC - STATE OF OHIO
Comm. No. 2021-RE-839107
My Commission Expires Oct. 24, 2026

STATEMENT AS OF SEPTEMBER 30, 2022 OF THE NATIONWIDE MUTUAL INSURANCE COMPANY

ASSETS

	Current Statement Date			4 December 31 Prior Year Net Admitted Assets
	1 Assets	2 Nonadmitted Assets	3 Net Admitted Assets (Cols. 1 - 2)	
1. Bonds	12,782,563,443		12,782,563,443	12,625,765,270
2. Stocks:				
2.1 Preferred stocks	30,481,462		30,481,462	34,535,462
2.2 Common stocks	10,665,384,134	19,358,439	10,646,025,695	9,548,624,837
3. Mortgage loans on real estate:				
3.1 First liens	1,552,360,344		1,552,360,344	1,498,356,145
3.2 Other than first liens.....				
4. Real estate:				
4.1 Properties occupied by the company (less \$ encumbrances)	336,353,285		336,353,285	340,927,029
4.2 Properties held for the production of income (less \$0 encumbrances)	27,102,823		27,102,823	27,033,699
4.3 Properties held for sale (less \$ encumbrances)	2,700,000		2,700,000	2,700,000
5. Cash (\$(594,018,326)), cash equivalents (\$191,523,042) and short-term investments (\$96,462)	(402,398,822)		(402,398,822)	149,767,298
6. Contract loans (including \$ premium notes)				
7. Derivatives	27,424,958		27,424,958	3,700,810
8. Other invested assets	5,761,817,103	266,836,300	5,494,980,803	5,294,875,358
9. Receivables for securities	581,727		581,727	
10. Securities lending reinvested collateral assets	44,944,817		44,944,817	32,386,741
11. Aggregate write-ins for invested assets	13,237,935		13,237,935	15,827,210
12. Subtotals, cash and invested assets (Lines 1 to 11)	30,842,553,210	286,194,739	30,556,358,471	29,574,499,859
13. Title plants less \$ charged off (for Title insurers only)				
14. Investment income due and accrued	107,405,658	741,991	106,663,667	99,891,565
15. Premiums and considerations:				
15.1 Uncollected premiums and agents' balances in the course of collection	2,873,056,824	87,330,583	2,785,726,241	2,781,549,592
15.2 Deferred premiums, agents' balances and installments booked but deferred and not yet due (including \$ earned but unbilled premiums)	3,716,291,901	5,831,870	3,710,460,031	3,345,944,501
15.3 Accrued retrospective premiums (\$) and contracts subject to redetermination (\$)				
16. Reinsurance:				
16.1 Amounts recoverable from reinsurers	488,310,395		488,310,395	443,922,473
16.2 Funds held by or deposited with reinsured companies	59,864,706		59,864,706	83,610,806
16.3 Other amounts receivable under reinsurance contracts				
17. Amounts receivable relating to uninsured plans				
18.1 Current federal and foreign income tax recoverable and interest thereon	122,012,265		122,012,265	315,662,786
18.2 Net deferred tax asset	1,838,070,617	255,887,788	1,582,182,829	1,555,225,833
19. Guaranty funds receivable or on deposit	19,159,643		19,159,643	5,434,179
20. Electronic data processing equipment and software	625,802,563	489,931,170	135,871,393	124,272,098
21. Furniture and equipment, including health care delivery assets (\$)	56,412,459	56,412,459		
22. Net adjustment in assets and liabilities due to foreign exchange rates				
23. Receivables from parent, subsidiaries and affiliates	481,196,136		481,196,136	461,656,955
24. Health care (\$) and other amounts receivable				
25. Aggregate write-ins for other than invested assets	1,968,489,300	147,116,961	1,821,372,339	2,061,603,173
26. Total assets excluding Separate Accounts, Segregated Accounts and Protected Cell Accounts (Lines 12 to 25)	43,198,625,677	1,329,447,561	41,869,178,116	40,853,273,820
27. From Separate Accounts, Segregated Accounts and Protected Cell Accounts				
28. Total (Lines 26 and 27)	43,198,625,677	1,329,447,561	41,869,178,116	40,853,273,820
DETAILS OF WRITE-INS				
1101. Derivative collateral and receivables	10,053,000		10,053,000	12,779,000
1102. Other investment receivables	3,184,935		3,184,935	3,048,210
1103.				
1198. Summary of remaining write-ins for Line 11 from overflow page				
1199. Totals (Lines 1101 through 1103 plus 1198)(Line 11 above)	13,237,935		13,237,935	15,827,210
2501. Agent benefit investment value of life insurance and annuity contracts	161,837,920		161,837,920	159,316,832
2502. Equities and deposits in pools and associations	84,083,868		84,083,868	95,002,774
2503. Miscellaneous assets	99,113,691	66,180,201	32,933,490	102,133,626
2598. Summary of remaining write-ins for Line 25 from overflow page	1,623,453,821	80,936,760	1,542,517,061	1,705,149,941
2599. Totals (Lines 2501 through 2503 plus 2598)(Line 25 above)	1,968,489,300	147,116,961	1,821,372,339	2,061,603,173

STATEMENT AS OF SEPTEMBER 30, 2022 OF THE NATIONWIDE MUTUAL INSURANCE COMPANY

LIABILITIES, SURPLUS AND OTHER FUNDS

	1 Current Statement Date	2 December 31, Prior Year
1. Losses (current accident year \$3,131,047,537)	9,613,833,631	9,570,475,323
2. Reinsurance payable on paid losses and loss adjustment expenses	1,023,627,879	966,184,442
3. Loss adjustment expenses	2,270,829,588	2,235,221,692
4. Commissions payable, contingent commissions and other similar charges	271,205,443	318,221,153
5. Other expenses (excluding taxes, licenses and fees)	113,795,143	161,485,811
6. Taxes, licenses and fees (excluding federal and foreign income taxes)	66,771,390	86,758,073
7.1 Current federal and foreign income taxes (including \$ on realized capital gains (losses))		
7.2 Net deferred tax liability		
8. Borrowed money \$0 and interest thereon \$		
9. Unearned premiums (after deducting unearned premiums for ceded reinsurance of \$4,164,241,604 and including warranty reserves of \$6,916,910 and accrued accident and health experience rating refunds including \$ for medical loss ratio rebate per the Public Health Service Act)	6,360,239,066	5,997,546,305
10. Advance premium	127,135,547	102,536,940
11. Dividends declared and unpaid:		
11.1 Stockholders		
11.2 Policyholders	4,948,099	4,580,262
12. Ceded reinsurance premiums payable (net of ceding commissions)	2,603,244,466	2,397,936,452
13. Funds held by company under reinsurance treaties	17,529,026	24,489,635
14. Amounts withheld or retained by company for account of others	1,338,048,368	1,711,179,270
15. Remittances and items not allocated	10,671,086	
16. Provision for reinsurance (including \$ certified)	45,974,000	45,974,000
17. Net adjustments in assets and liabilities due to foreign exchange rates	103,579	41,177
18. Drafts outstanding		
19. Payable to parent, subsidiaries and affiliates	319,337,137	391,105,452
20. Derivatives		705,600
21. Payable for securities	61,542,183	5,484,270
22. Payable for securities lending	48,159,294	35,397,024
23. Liability for amounts held under uninsured plans		
24. Capital notes \$ and interest thereon \$		
25. Aggregate write-ins for liabilities	1,286,566,876	1,364,362,429
26. Total liabilities excluding protected cell liabilities (Lines 1 through 25)	25,583,561,801	25,419,685,310
27. Protected cell liabilities		
28. Total liabilities (Lines 26 and 27)	25,583,561,801	25,419,685,310
29. Aggregate write-ins for special surplus funds		
30. Common capital stock		
31. Preferred capital stock		
32. Aggregate write-ins for other than special surplus funds		
33. Surplus notes	3,541,598,927	3,541,164,754
34. Gross paid in and contributed surplus		
35. Unassigned funds (surplus)	12,744,017,388	11,892,423,756
36. Less treasury stock, at cost:		
36.1 shares common (value included in Line 30 \$)		
36.2 shares preferred (value included in Line 31 \$)		
37. Surplus as regards policyholders (Lines 29 to 35, less 36)	16,285,616,315	15,433,588,510
38. Totals (Page 2, Line 28, Col. 3)	41,869,178,116	40,853,273,820
DETAILS OF WRITE-INS		
2501. Accrued derivative liability	4,385,276	340,881
2502. Agent's security fund reserves	922,957,668	992,777,475
2503. Contingent suit liabilities	7,996,486	6,437,060
2598. Summary of remaining write-ins for Line 25 from overflow page	351,227,446	364,807,013
2599. Totals (Lines 2501 through 2503 plus 2598)(Line 25 above)	1,286,566,876	1,364,362,429
2901.		
2902.		
2903.		
2998. Summary of remaining write-ins for Line 29 from overflow page		
2999. Totals (Lines 2901 through 2903 plus 2998)(Line 29 above)		
3201.		
3202.		
3203.		
3298. Summary of remaining write-ins for Line 32 from overflow page		
3299. Totals (Lines 3201 through 3203 plus 3298)(Line 32 above)		

STATEMENT OF INCOME

	1	2	3
	Current Year to Date	Prior Year to Date	Prior Year Ended December 31
UNDERWRITING INCOME			
1. Premiums earned:			
1.1 Direct (written \$2,492,609,211)	2,307,943,319	2,160,668,655	2,877,152,226
1.2 Assumed (written \$14,745,993,478)	14,213,663,830	13,376,742,659	18,008,060,134
1.3 Ceded (written \$6,848,634,226)	6,494,364,760	5,829,923,361	7,887,777,454
1.4 Net (written \$10,389,968,463)	10,027,242,389	9,707,487,953	12,997,434,906
DEDUCTIONS:			
2. Losses incurred (current accident year \$6,615,925,854):			
2.1 Direct	1,732,047,438	1,170,782,796	1,553,177,708
2.2 Assumed	9,122,984,946	8,829,288,878	11,850,481,946
2.3 Ceded	4,106,719,129	3,919,698,187	5,205,560,170
2.4 Net	6,748,313,255	6,080,373,487	8,198,099,484
3. Loss adjustment expenses incurred	986,672,927	999,879,856	1,298,705,694
4. Other underwriting expenses incurred	3,131,385,794	3,219,745,067	4,256,833,705
5. Aggregate write-ins for underwriting deductions			
6. Total underwriting deductions (Lines 2 through 5)	10,866,371,976	10,299,998,410	13,753,638,883
7. Net income of protected cells			
8. Net underwriting gain or (loss) (Line 1 minus Line 6 + Line 7)	(839,129,587)	(592,510,457)	(756,203,977)
INVESTMENT INCOME			
9. Net investment income earned	608,731,266	318,439,301	500,469,900
10. Net realized capital gains (losses) less capital gains tax of \$76,476,104	(67,760,840)	(57,209,047)	(32,721,129)
11. Net investment gain (loss) (Lines 9 + 10)	540,970,426	261,230,254	467,748,771
OTHER INCOME			
12. Net gain or (loss) from agents' or premium balances charged off (amount recovered \$(57,647) amount charged off \$29,380,482)	(29,438,129)	(30,603,470)	(37,626,672)
13. Finance and service charges not included in premiums	48,965,588	50,656,420	67,406,363
14. Aggregate write-ins for miscellaneous income	(118,479,203)	89,048,249	147,928,883
15. Total other income (Lines 12 through 14)	(98,951,744)	109,101,199	177,708,574
16. Net income before dividends to policyholders, after capital gains tax and before all other federal and foreign income taxes (Lines 8 + 11 + 15)	(397,110,905)	(222,179,004)	(110,746,632)
17. Dividends to policyholders	3,161,386	4,409,948	4,323,899
18. Net income, after dividends to policyholders, after capital gains tax and before all other federal and foreign income taxes (Line 16 minus Line 17)	(400,272,291)	(226,588,952)	(115,070,531)
19. Federal and foreign income taxes incurred	(167,552,229)	(301,627,506)	(311,355,220)
20. Net income (Line 18 minus Line 19)(to Line 22)	(232,720,062)	75,038,554	196,284,689
CAPITAL AND SURPLUS ACCOUNT			
21. Surplus as regards policyholders, December 31 prior year	15,433,588,510	14,086,364,795	14,086,364,795
22. Net income (from Line 20)	(232,720,062)	75,038,554	196,284,689
23. Net transfers (to) from Protected Cell accounts			
24. Change in net unrealized capital gains (losses) less capital gains tax of \$(22,164,634)	1,034,205,420	903,352,395	1,152,750,332
25. Change in net unrealized foreign exchange capital gain (loss)	(6,557,821)	(3,042,948)	(3,616,511)
26. Change in net deferred income tax	(32,311,101)	(128,518,039)	(147,720,613)
27. Change in nonadmitted assets	57,154,204	110,807,433	90,067,523
28. Change in provision for reinsurance			(12,416,000)
29. Change in surplus notes	434,173	433,046	576,215
30. Surplus (contributed to) withdrawn from protected cells			
31. Cumulative effect of changes in accounting principles		248,033	248,033
32. Capital changes:			
32.1 Paid in			
32.2 Transferred from surplus (Stock Dividend)			
32.3 Transferred to surplus			
33. Surplus adjustments:			
33.1 Paid in			
33.2 Transferred to capital (Stock Dividend)			
33.3 Transferred from capital			
34. Net remittances from or (to) Home Office			
35. Dividends to stockholders			
36. Change in treasury stock			
37. Aggregate write-ins for gains and losses in surplus	31,822,992	24,319,650	71,050,047
38. Change in surplus as regards policyholders (Lines 22 through 37)	852,027,805	982,638,124	1,347,223,715
39. Surplus as regards policyholders, as of statement date (Lines 21 plus 38)	16,285,616,315	15,069,002,919	15,433,588,510
DETAILS OF WRITE-INS			
0501.			
0502.			
0503.			
0598. Summary of remaining write-ins for Line 5 from overflow page			
0599. Totals (Lines 0501 through 0503 plus 0598)(Line 5 above)			
1401. Change in contingent suit liabilities	(1,559,425)	2,114,268	1,930,169
1402. Other miscellaneous income	49,343,411	40,805,421	69,642,390
1403. Change in cash surrender value of corporate owned life insurance	(166,263,189)	46,128,560	76,356,324
1498. Summary of remaining write-ins for Line 14 from overflow page			
1499. Totals (Lines 1401 through 1403 plus 1498)(Line 14 above)	(118,479,203)	89,048,249	147,928,883
3701. Change in surplus – pension and postretirement benefits net of tax	18,812,491	22,427,606	97,480,587
3702. Change in surplus – agent security compensation plan			(30,906,933)
3703. Change in surplus – pooled nonadmitted premiums in the course of collection offset	13,010,501	1,892,044	4,476,393
3798. Summary of remaining write-ins for Line 37 from overflow page			
3799. Totals (Lines 3701 through 3703 plus 3798)(Line 37 above)	31,822,992	24,319,650	71,050,047

STATEMENT AS OF SEPTEMBER 30, 2022 OF THE NATIONWIDE MUTUAL INSURANCE COMPANY

CASH FLOW

	1 Current Year To Date	2 Prior Year To Date	3 Prior Year Ended December 31
Cash from Operations			
1. Premiums collected net of reinsurance	10,234,414,599	10,015,242,580	13,214,353,700
2. Net investment income	655,384,062	357,323,896	553,880,661
3. Miscellaneous income	91,057,545	40,905,474	54,237,402
4. Total (Lines 1 to 3)	10,980,856,206	10,413,471,950	13,822,471,763
5. Benefit and loss related payments	6,691,053,084	5,916,927,576	7,926,754,852
6. Net transfers to Separate Accounts, Segregated Accounts and Protected Cell Accounts			
7. Commissions, expenses paid and aggregate write-ins for deductions	4,241,109,602	4,337,918,848	5,561,153,643
8. Dividends paid to policyholders	2,793,549	4,066,479	5,142,506
9. Federal and foreign income taxes paid (recovered) net of \$ 55,703,652 tax on capital gains (losses)	(284,726,646)	(76,730,431)	(57,461,856)
10. Total (Lines 5 through 9)	10,650,229,589	10,182,182,472	13,435,589,145
11. Net cash from operations (Line 4 minus Line 10)	330,626,617	231,289,478	386,882,618
Cash from Investments			
12. Proceeds from investments sold, matured or repaid:			
12.1 Bonds	1,492,080,772	1,882,803,349	2,477,703,581
12.2 Stocks	18,812,777	43,379,769	46,086,569
12.3 Mortgage loans	199,880,169	243,666,244	353,447,038
12.4 Real estate		37,318,858	78,070,477
12.5 Other invested assets	558,489,658	495,290,506	686,614,916
12.6 Net gains or (losses) on cash, cash equivalents and short-term investments	(7,601,178)	(957,071)	(969,830)
12.7 Miscellaneous proceeds	74,748,142	79,108,182	38,096,249
12.8 Total investment proceeds (Lines 12.1 to 12.7)	2,336,410,340	2,780,609,837	3,679,049,000
13. Cost of investments acquired (long-term only):			
13.1 Bonds	1,754,067,318	2,419,360,902	2,937,375,076
13.2 Stocks	11,374,500	91,489,435	213,228,304
13.3 Mortgage loans	245,103,663	261,024,745	442,273,010
13.4 Real estate	19,409,768	23,049,911	25,895,059
13.5 Other invested assets	794,663,976	738,250,589	986,414,992
13.6 Miscellaneous applications	12,962,086	15,097,484	7,462,119
13.7 Total investments acquired (Lines 13.1 to 13.6)	2,837,581,311	3,548,273,066	4,612,648,560
14. Net increase (or decrease) in contract loans and premium notes			
15. Net cash from investments (Line 12.8 minus Line 13.7 and Line 14)	(501,170,971)	(767,663,229)	(933,599,560)
Cash from Financing and Miscellaneous Sources			
16. Cash provided (applied):			
16.1 Surplus notes, capital notes			
16.2 Capital and paid in surplus, less treasury stock			
16.3 Borrowed funds			
16.4 Net deposits on deposit-type contracts and other insurance liabilities			
16.5 Dividends to stockholders			
16.6 Other cash provided (applied)	(381,621,766)	105,524,074	59,686,751
17. Net cash from financing and miscellaneous sources (Line 16.1 through Line 16.4 minus Line 16.5 plus Line 16.6)	(381,621,766)	105,524,074	59,686,751
RECONCILIATION OF CASH, CASH EQUIVALENTS AND SHORT-TERM INVESTMENTS			
18. Net change in cash, cash equivalents and short-term investments (Line 11, plus Lines 15 and 17)	(552,166,120)	(430,849,677)	(487,030,191)
19. Cash, cash equivalents and short-term investments:			
19.1 Beginning of year	149,767,298	636,797,489	636,797,489
19.2 End of period (Line 18 plus Line 19.1)	(402,398,822)	205,947,812	149,767,298

Note: Supplemental disclosures of cash flow information for non-cash transactions:

20.0001. Exchange of bond investment to bond investment	105,327,584	158,631,361	208,090,152
20.0002. Capitalized interest on bonds	1,947,408	1,920,465	2,613,546
20.0003. Capitalized interest on mortgage loans	7,891,472	5,611,130	7,498,602
20.0004. Tax credit commitment liabilities	2,995,705	4,943,065	5,951,189
20.0005. Assets and liabilities transferred settled through transfer of bonds			961,153,058
20.0006. Deferred gains		83,015,576	83,645,277
20.0007. Dividends received through the transfer of bonds			11,134,189
20.0008. Return of capital received through investment transfer		864,753,665	864,753,665
20.0009. Assets and liabilities transferred settled through transfer of investments		961,153,058	

STATEMENT AS OF SEPTEMBER 30, 2022 OF THE NATIONWIDE MUTUAL INSURANCE COMPANY

Note: Supplemental disclosures of cash flow information for non-cash transactions:

20.0010. Exchange of affiliate stock investment to affiliate stock investment	60,472,542		
---	------------	--	--

NOTES TO THE FINANCIAL STATEMENTS

Note 1 – Summary of Significant Accounting Policies and Going Concern

A. Accounting Practices

The accompanying statutory financial statements of Nationwide Mutual Insurance Company (the Company) have been prepared in conformity with accounting practices prescribed or permitted by the National Association of Insurance Commissioners (NAIC) and the State of Ohio.

The Ohio Department of Insurance (Department) recognizes only statutory accounting practices (SAP) prescribed or permitted by the State of Ohio for determining and reporting the financial condition and results of operations of an insurance company, as well as, determining its solvency under the Ohio Insurance law. The NAIC’s *Accounting Practices and Procedures Manual* (NAIC SAP) has been adopted as a component of prescribed or permitted practices by the State of Ohio.

Eagle Captive Reinsurance, LLC (Eagle) is a special purpose financial captive insurance company domiciled in the State of Ohio. The Company has an indirect partial ownership of Eagle through the Company’s ownership of Nationwide Corporation. See the Nationwide Corporate Organizational Chart, which appears as Schedule Y of this statement. Pursuant to Ohio Revised Code Chapter 3964 and the approval by the Department, Eagle has applied a prescribed practice which values Eagle’s reserves on an alternative reserving basis from the NAIC’s accounting practices and procedures manual. The prescribed practice changed the subsidiary’s valuation by \$(202.1) million and \$17.9 million as of September 30, 2022 and December 31, 2021, respectively.

Nationwide Life Insurance Company (NLIC) and Nationwide Life and Annuity Insurance Company (NLAIC) are insurance companies domiciled in the State of Ohio. The Company has an indirect partial ownership of NLIC and NLAIC through the Company’s ownership of Nationwide Corporation. See the Nationwide Corporate Organizational Chart, which appears as Schedule Y of this statement. NLIC and NLAIC apply a prescribed practice that utilizes certain alternative derivative and reserve accounting practices for eligible derivative instruments and indexed products, respectively, in order to better align the measurement of indexed product reserves and the derivatives that hedge them, which were adopted effective January 1, 2021. The prescribed practice changed the subsidiaries’ valuation by \$317.7 million and \$(254.0) million as of September 30, 2022 and December 31, 2021, respectively.

Olentangy Reinsurance, LLC (Olentangy) is a special purpose financial insurance company domiciled in the State of Vermont. The Company has an indirect partial ownership of Olentangy through the Company’s ownership of Nationwide Corporation. See the Nationwide Corporate Organizational Chart, which appears as Schedule Y of this statement. Olentangy was granted a permitted practice from the State of Vermont which increased the subsidiary’s valuation by \$63.8 million as of September 30, 2022 and December 31, 2021.

A reconciliation of the Company’s net income and surplus between NAIC SAP and practices prescribed and permitted by the State of Ohio and the State of Vermont is shown below:

	SSAP #	F/S Page	F/S Line #	2022	2021
<u>Net Income</u>					
Nationwide Mutual Insurance Company state basis (Page 4, Line 20,					
(1) Columns 1 & 3)	XXX	XXX	XXX	\$ (232,720,062)	\$ 196,284,689
(2) State Prescribed Practice that is an increase/(decrease) from NAIC SAP				-	-
(3) State Permitted Practice that is an increase/(decrease) from NAIC SAP				-	-
(4) NAIC SAP (1-2-3=4)	XXX	XXX	XXX	\$ <u>(232,720,062)</u>	\$ <u>196,284,689</u>
<u>Surplus</u>					
Nationwide Mutual Insurance Company state basis (Page 3, Line 37,					
(5) Columns 1 & 2)	XXX	XXX	XXX	\$ 16,285,616,315	\$ 15,433,588,510
(6) State Prescribed Practice that is an increase/(decrease) from NAIC SAP					
Subsidiary valuation -- Eagle	51	3	35	(202,058,121)	17,853,188
Subsidiary valuation -- NLIC and NLAIC	51	3	35	317,722,108	(254,001,405)
(7) State Permitted Practice that is an increase/(decrease) from NAIC SAP					
Subsidiary valuation -- Olentangy	20	3	35	<u>63,810,160</u>	<u>63,810,160</u>
(8) NAIC SAP (5-6-7=8)	XXX	XXX	XXX	\$ <u>16,106,142,168</u>	\$ <u>15,605,926,567</u>

B. Use of Estimates in the Preparation of the Financial Statements

There were no changes that were considered significant to the Company from prior year end.

C. Accounting Policies

1. There were no changes that were considered significant to the Company from prior year end.
2. Bonds, excluding loan-backed and structured securities, are stated at amortized cost except those with a NAIC designation of “3” through “6” which are stated at the lower of amortized cost or fair value. Amortization of premiums and discounts is calculated using the effective yield method. The Company does not hold any mandatory convertible securities or SVO-identified investments.
- 3-5. There were no changes that were considered significant to the Company from prior year end.
6. Loan-backed and structured securities (collectively, loan-backed securities) are stated at amortized cost or the lower of amortized cost or fair value in accordance with the provisions of Statement of Statutory Accounting Principles No. 43-Revised and the Purposes and Procedures Manual of the NAIC Securities Valuation Office. The retrospective adjustment method is used to value loan-backed securities where the collection of all contractual cash flows is probable. For all other loan-backed securities, the Company uses the prospective adjustment method.
- 7-13. There were no changes that were considered significant to the Company from prior year end.

D. Going Concern

Not applicable.

Note 2 – Accounting Changes and Corrections of Errors

There were no changes that were considered significant to the Company from prior year end.

Note 3 - Business Combinations and Goodwill

There were no changes that were considered significant to the Company from prior year end

NOTES TO THE FINANCIAL STATEMENTS

Note 4 – Discontinued Operations

Not applicable.

Note 5 – Investments

A. Mortgage Loans

There were no changes that were considered significant to the Company from prior year end.

B. Troubled Debt Restructuring

There were no changes that were considered significant to the Company from prior year end.

C. Reverse Mortgages

Not applicable.

D. Loan-Backed Securities

1. Prepayment assumptions are generally obtained using a model provided by a third-party vendor.
2. Not applicable.
3. The following table summarizes other-than-temporary impairments for loan-backed securities recognized in the current reporting period based on the fact that the present value of projected cash flows expected to be collected was less than the amortized cost of the securities.

(1)	(2)	(3)	(4)	(5)	(6)	(7)
CUSIP	Amortized cost before current period OTTI	Present value of projected cash flows	Recognized other-than-temporary impairment	Amortized cost after other-than-temporary impairment	Fair value at time of OTTI	Date of financial statement where reported
12667GW74	\$ 2,087,462	\$ 1,686,916	\$ 400,546	\$ 1,686,916	\$ 1,462,626	Q3 '22
12667GXN8	\$ 2,364,538	\$ 2,109,072	\$ 255,467	\$ 2,109,072	\$ 1,771,135	Q3 '22
Total			\$ 656,013			

4. All impaired securities (fair value is less than cost or amortized cost) for which an other-than-temporary impairment has not been recognized in earnings as a realized loss (including securities with a recognized other-than-temporary impairment for non-interest related declines when a non-recognized interest related impairment remains):

a. The aggregate amount of unrealized losses:

1. Less than 12 Months	\$ (130,147,319)
2. 12 Months or Longer	\$ (76,281,567)

b. The aggregate related fair value of securities with unrealized losses:

1. Less than 12 Months	\$ 1,676,386,514
2. 12 Months or Longer	\$ 568,033,401

5. The Company reviews all loan-backed and structured securities in which the fair value of the given security is less than the amortized cost to determine if a given security is other-than-temporarily impaired. The Company examines characteristics of the underlying collateral, such as delinquency and default rates, the quality of the underlying borrower, the type of collateral in the pool, the vintage year of the collateral, subordination levels within the structure of the collateral pool, and the quality of any credit guarantors, to determine the cash flows expected to be received for the security. If the severity and duration of the security's unrealized loss indicates a risk of an other-than-temporary impairment, then the Company will evaluate if the amortized cost basis of the security will be recovered by comparing the present value of the cash flows expected to be received for the given security with the amortized cost basis of the security. If the present value of cash flows is greater than the amortized cost basis of a security, then the security is deemed not to be other-than-temporarily impaired.

E. Dollar Repurchase Agreements and/or Securities Lending Transactions

1-2. There were no changes that were considered significant to the Company from prior year end.

3. Collateral Received

- a. There were no changes that were considered significant to the Company from prior year end.
- b. Not applicable.
- c. There were no changes that were considered significant to the Company from prior year end.

4-7. There were no changes that were considered significant to the Company from prior year end.

F. Repurchase Agreements Transactions Accounted for as Secured Borrowing

Not applicable.

G. Reverse Repurchase Agreements Transactions Accounted for as Secured Borrowing

1. To manage short-term liquidity needs within the Nationwide insurance subsidiaries', the Company has agreements to enter into repurchase or reverse repurchase agreements with several authorized affiliated insurance companies. The collateral required meets minimum state specific requirements or statutory requirements if state of domicile does not specify.

As these transactions are with affiliated insurance companies within the Nationwide family and are short-term in nature, the risk of changes in the fair value of the collateral are considered negligible.

NOTES TO THE FINANCIAL STATEMENTS

For yield enhancement, the company has agreements to enter into repurchase agreements through its securities lending program with collateral consisting of U.S. Government/Agency securities with investment grade counterparties. The collateral, which is marked to market daily, must represent 102% of the amount loaned and is monitored by the plan's manager in Bank of New York Mellon for changes in fair value.

2. Type of Repo Trades Used

	1	2	3	4
	First Quarter	Second Quarter	Third Quarter	Fourth Quarter
a. Bilateral (YES/NO)	NO	NO	NO	
b. Tri-Party (YES/NO)	YES	YES	YES	

3. Original (Flow) & Residual Maturity

	1	2	3	4
	First Quarter	Second Quarter	Third Quarter	Fourth Quarter
a. Maximum Amount				
1. Open - No Maturity	-	-	-	-
2. Overnight	\$57,974,396	\$65,223,975	\$59,056,742	\$-
3. 2 Days to 1 Week	-	-	-	-
4. > 1 Week to 1 Month	-	-	-	-
5. > 1 Month to 3 Months	-	-	-	-
6. > 3 Months to 1 Year	-	-	-	-
7. > 1 Year	-	-	-	-
b. Ending Balance				
1. Open - No Maturity	-	-	-	-
2. Overnight	\$48,787,396	\$22,426,613	\$43,050,860	\$-
3. 2 Days to 1 Week	-	-	-	-
4. > 1 Week to 1 Month	-	-	-	-
5. > 1 Month to 3 Months	-	-	-	-
6. > 3 Months to 1 Year	-	-	-	-
7. > 1 Year	-	-	-	-

4. Not applicable.

5. Fair Value of Securities Acquired Under Repo - Secured Borrowing

	1	2	3	4
	First Quarter	Second Quarter	Third Quarter	Fourth Quarter
a. Maximum Amount	\$59,133,884	\$66,528,455	\$60,237,877	\$-
b. Ending Balance	\$49,763,144	\$22,875,145	\$43,911,877	\$-

6. Securities Acquired Under Repo - Secured Borrowing by NAIC Designation

ENDING BALANCE

	1	2	3	4	5	6	7	8
	None	NAIC 1	NAIC 2	NAIC 3	NAIC 4	NAIC 5	NAIC 6	Does Not Qualify as Admitted
a. Bonds - FV	\$-	\$43,911,877	\$-	\$-	\$-	\$-	\$-	\$43,911,877
b. LB & SS - FV	-	-	-	-	-	-	-	-
c. Preferred Stock - FV	-	-	-	-	-	-	-	-
d. Common Stock	-	-	-	-	-	-	-	-
e. Mortgage Loans - FV	-	-	-	-	-	-	-	-
f. Real Estate - FV	-	-	-	-	-	-	-	-
g. Derivatives - FV	-	-	-	-	-	-	-	-
h. Other Invested Assets - FV	-	-	-	-	-	-	-	-
i. Total Assets - FV	\$-	\$43,911,877	\$-	\$-	\$-	\$-	\$-	\$43,911,877

7. Collateral Provided - Secured Borrowing

	1	2	3	4
	First Quarter	Second Quarter	Third Quarter	Fourth Quarter
a. Maximum Amount				
1. Cash	\$57,974,396	\$65,223,975	\$59,056,742	\$-
2. Securities (FV)	-	-	-	-
3. Securities (BACV)	-	-	-	-
4. Nonadmitted Subset (BACV)	-	-	-	-
b. Ending Balance				
1. Cash	\$48,787,396	\$22,426,613	\$43,050,860	\$-
2. Securities (FV)	-	-	-	-
3. Securities (BACV)	-	-	-	-
4. Nonadmitted Subset (BACV)	-	-	-	-

NOTES TO THE FINANCIAL STATEMENTS

8. Allocation of Aggregate Collateral Pledged by Remaining Contractual Maturity

	Amortized Cost	Fair Value
a. Overnight and Continuous	\$43,050,860	\$43,050,860
b. 30 Days or Less	-	-
c. 31 to 90 Days	-	-
d. > 90 Days	-	-

9-10. Not applicable.

H. Repurchase Agreements Transactions Accounted for as a Sale

Not applicable.

I. Reverse Repurchase Agreements Transactions Accounted for as a Sale

Not applicable.

J. Real Estate

Not applicable.

K. Low-Income Housing Tax Credits

There were no changes that were considered significant to the Company from prior year end.

L. Restricted Assets

1. Restricted Assets (Including Pledged)

Restricted Asset Category	Gross (Admitted & Nonadmitted) Restricted						
	Current Year					6 Total From Prior Year	7 Increase/ (Decrease) (5 minus 6)
	1 Total General Account (G/A)	2 G/A Supporting Protected Cell Account Activity (a)	3 Total Protected Cell Account Restricted Assets	4 Protected Cell Account Assets Supporting G/A Activity (b)	5 Total (1 plus 3)		
a. Subject to contractual obligation for which liability is not shown	\$-	\$-	\$-	\$-	\$-	\$-	\$-
b. Collateral held under security lending agreements	-	-	-	-	-	-	-
c. Subject to repurchase agreements	-	-	-	-	-	-	-
d. Subject to reverse repurchase agreements	-	-	-	-	-	-	-
e. Subject to dollar repurchase agreements	-	-	-	-	-	-	-
f. Subject to dollar reverse repurchase agreements	-	-	-	-	-	-	-
g. Placed under option contracts	-	-	-	-	-	-	-
h. Letter stock or securities restricted as to sale - excluding FHLB capital stock	55,632,836	-	-	-	55,632,836	-	55,632,836
i. FHLB capital stock	20,000,000	-	-	-	20,000,000	25,000,000	(5,000,000)
j. On deposit with states	167,915,181	-	-	-	167,915,181	125,808,926	42,106,255
k. On deposit with other regulatory bodies	29,445,254	-	-	-	29,445,254	22,447,567	6,997,687
l. Pledged as collateral to FHLB (including assets backing funding agreements)	598,944,583	-	-	-	598,944,583	-	598,944,583
m. Pledged as collateral not captured in other categories	8,781,003	-	-	-	8,781,003	20,984,101	(12,203,098)
n. Other restricted assets	-	-	-	-	-	-	-
o. Total Restricted Assets	\$880,718,857	\$-	\$-	\$-	\$880,718,857	\$194,240,594	\$686,478,263

- (a) Subset of Column 1
- (b) Subset of Column 3

NOTES TO THE FINANCIAL STATEMENTS

Restricted Asset Category	Current Year			
	8 Total Nonadmitted Restricted	9 Total Admitted Restricted (5 minus 8)	Percentage	
			10 Gross (Admitted & Nonadmitted) Restricted to Total Assets (c)	11 Admitted Restricted to Total Admitted Assets (d)
a. Subject to contractual obligation for which liability is not shown	\$-	\$-	0.00%	0.00%
b. Collateral held under security lending agreements	-	-	0.00%	0.00%
c. Subject to repurchase agreements	-	-	0.00%	0.00%
d. Subject to reverse repurchase agreements	-	-	0.00%	0.00%
e. Subject to dollar repurchase agreements	-	-	0.00%	0.00%
f. Subject to dollar reverse repurchase agreements	-	-	0.00%	0.00%
g. Placed under option contracts	-	-	0.00%	0.00%
h. Letter stock or securities restricted as to sale - excluding FHLB capital stock	-	55,632,836	0.13%	0.13%
i. FHLB capital stock	-	20,000,000	0.05%	0.05%
j. On deposit with states	-	167,915,181	0.39%	0.40%
k. On deposit with other regulatory bodies	-	29,445,254	0.07%	0.07%
l. Pledged as collateral to FHLB (including assets backing funding agreements)	-	598,944,583	1.39%	1.43%
m. Pledged as collateral not captured in other categories	-	8,781,003	0.02%	0.02%
n. Other restricted assets	-	-	0.00%	0.00%
o. Total Restricted Assets	\$-	\$880,718,857	2.04%	2.10%

- (c) Column 5 divided by Asset Page, Column 1, Line 28
- (d) Column 9 divided by Asset Page, Column 3, Line 28

2. Detail of Assets Pledged as Collateral Not Captured in Other Categories (Contracts that Share Similar Characteristics, Such as Reinsurance and Derivatives, Are Reported in the Aggregate)

Description of Assets	Gross (Admitted & Nonadmitted) Restricted							8	Percentage		
	Current Year					6			7	9	10
	1	2	3	4	5						
	Total General Account (G/A)	G/A Supporting Protected Cell Account Activity (a)	Total Protected Cell Account Restricted Assets	Protected Cell Account Assets Supporting G/A Activity (b)	Total (1 plus 3)	Total from Prior Year	Increase/ (Decrease) (5 minus 6)	Total Current Year Admitted Restricted	Gross (Admitted & Nonadmitted) Restricted to Total Assets	Admitted Restricted to Total Admitted Assets	
Pledged as Derivative Collateral	\$8,781,003	\$-	\$-	\$-	\$8,781,003	\$20,984,101	\$(12,203,098)	\$8,781,003	0.02%	0.02%	
Total (c)	\$8,781,003	\$-	\$-	\$-	\$8,781,003	\$20,984,101	\$(12,203,098)	\$8,781,003	0.02%	0.02%	

- (a) Subset of Column 1
- (b) Subset of Column 3
- (c) Total Line for Columns 1 through 7 should equal 5L(1)m Columns 1 through 7 respectively and Total Line for Columns 8 through 10 should equal 5L(1)m Columns 9 through 11, respectively

3. Detail of Other Restricted Assets (Contracts that Share Similar Characteristics, Such as Reinsurance and Derivatives, Are Reported in the Aggregate)

Not applicable.

4. Collateral Received and Reflected as Assets Within the Reporting Entity's Financial Statements

There were no changes that were considered significant to the Company from prior year end.

M. Working Capital Finance Investments

Not applicable.

N. Offsetting and Netting of Assets and Liabilities

No assets or liabilities are offset and reported net in accordance with a valid right to offset per SSAP No 64, *Offsetting and Netting of Assets and Liabilities*.

O. 5GI Securities

There were no changes that were considered significant to the Company from prior year end.

NOTES TO THE FINANCIAL STATEMENTS

P. Short Sales

Not applicable.

Q. Prepayment Penalty and Acceleration Fees

There were no changes that were considered significant to the Company from prior year end.

R. Reporting Entity's Share of Cash Pool by Asset Type

Asset Type	Percent Share
(1) Cash	1%
(2) Cash equivalents	90%
(3) Short-term investments	9%
(4) Total	100%

Note 6 - Joint Ventures, Partnerships and Limited Liability Companies

There were no changes that were considered significant to the Company from prior year end.

Note 7 – Investment Income

There were no changes that were considered significant to the Company from prior year end.

Note 8 – Derivative Instruments

A. Derivatives under SSAP No. 86 – Derivatives

1-7. There were no changes that were considered significant to the Company from prior year end.

8. The Company has no premium cost due in each of the following four years and thereafter.

B. Derivatives under SSAP No. 108 – Derivative Hedging Variable Annuity Guarantees

Not applicable.

Note 9 - Income Taxes

In August 2022, the Inflation Reduction Act of 2022 (Act) was passed by the US Congress and signed into law by President Biden. The Act includes a new Federal corporate alternative minimum tax (CAMT), effective in 2023, that is based on the adjusted financial statement income (AFSI) set forth on the applicable financial statement (AFS) of an applicable corporation. A corporation is an applicable corporation if its rolling average pre-tax AFSI over three prior years (starting with 2020-2022) is greater than \$1 billion. For a group of related entities, the \$1 billion threshold is determined on a group basis, and the group's AFS is generally treated as the AFS for all separate taxpayers in the group. Except under limited circumstances, once a corporation is an applicable corporation, it is an applicable corporation in all future years.

An applicable corporation is not automatically subject to a CAMT liability. The corporation's tentative CAMT liability is equal to 15% of its adjusted AFSI, and CAMT is payable to the extent the tentative AMT liability exceeds regular corporate income tax. However, any CAMT paid would be indefinitely available as a credit carryover that could reduce future regular tax in excess of CAMT.

The controlled group of corporations of which the Company is a member has determined that it likely will be an applicable corporation in 2023. In making such determination, the group has made certain interpretations of, and assumptions regarding, the CAMT provisions of the Act. The US Treasury Department is expected to issue guidance throughout 2023 that may differ from the group's interpretations and assumptions and that could alter the group's determination.

In accordance with INT 22-02, the Company did not include an estimate of the impacts of the CAMT because a reasonable estimate cannot be made as of September 30, 2022.

Note 10 – Information concerning parent, subs, and affiliates

There were no changes that were considered significant to the Company from prior year end, except for the following.

On September 21, 2022, the Company received an ordinary dividend of \$72,000,000 from E-Risk Services, LLC.

On November 1, 2022, the Company received an ordinary dividend of \$20,000,000 from AMCO Insurance Company.

On November 1, 2022, the Company received an ordinary dividend of \$6,800,000 from Crestbrook Insurance Company.

On November 1, 2022, the Company received an ordinary dividend of \$2,000,000 from Harleysville Insurance Company of New York.

Note 11 - Debt

A. All Other Debt

The Company, along with NLIC extended an existing revolving variable rate credit facility of \$750.0 million that expires on April 1, 2025, with an option to convert outstanding balances at expiration into a one-year term loan. The credit may be used for general corporate purposes. The Company has the option to draw funds at a variable rate based on the Eurodollar rate. The facility contains financial covenants that require the Company to maintain a statutory surplus in excess of \$9.30 billion and also requires NLIC to maintain a statutory surplus in excess of \$6.17 billion, both figures determined as of the end of each fiscal quarter. A breach of these and other named covenants will impact the availability of the line for the other borrowers and may accelerate payment. The Company had no amounts outstanding under this credit facility as of September 30, 2022 and December 31, 2021.

B. Funding Agreements with Federal Home Loan Bank (FHLB)

1. The Company is a member of the FHLB of Cincinnati. Through its membership, the Company has conducted business activity (borrowings) with the FHLB. It is part of the Company's strategy to utilize these funds as backup liquidity. The Company has determined the actual maximum borrowing capacity as \$600.0 million. The Company's Board of Directors approved of this amount with consideration of the FHLB's stock ownership and collateralization requirements.

NOTES TO THE FINANCIAL STATEMENTS

2. FHLB Capital Stock

a. Aggregate Totals

1. Current Year-end		1	2	3
		Total 2 + 3	General Account	Protected Cell Accounts
(a) Membership Stock - Class A	\$	-	\$ -	\$ -
(b) Membership Stock - Class B	\$	20,000,000	\$ 20,000,000	\$ -
(c) Activity Stock	\$	-	\$ -	\$ -
(d) Excess Stock	\$	-	\$ -	\$ -
(e) Aggregate Total	\$	20,000,000	\$ 20,000,000	\$ -
(f) Actual or Estimated Borrowing Capacity as Determined by the Insurer	\$	600,000,000	XXX	XXX

2. Prior Year-end		1	2	3
		Total 2 + 3	General Account	Protected Cell Accounts
(a) Membership Stock - Class A	\$	-	\$ -	\$ -
(b) Membership Stock - Class B	\$	25,000,000	\$ 25,000,000	\$ -
(c) Activity Stock	\$	-	\$ -	\$ -
(d) Excess Stock	\$	-	\$ -	\$ -
(e) Aggregate Total	\$	25,000,000	\$ 25,000,000	\$ -
(f) Actual or Estimated Borrowing Capacity as Determined by the Insurer	\$	600,000,000	XXX	XXX

b. Membership Stock (Class A and B) Eligible and Not Eligible for Redemption

Membership Stock	1 Current Year Total (2+3+4+5+6)	2 Not Eligible for Redemption	Eligible for Redemption			
			3 Less Than 6 Months	4 6 months to Less Than 1 year	5 1 to Less Than 3 Years	6 3 to 5 Years
Class A	\$ -	\$ -	\$ -	\$ -	\$ -	\$ -
Class B	\$ 20,000,000	\$ 20,000,000	\$ -	\$ -	\$ -	\$ -

3. Collateral Pledged to FHLB

		1	2	3
		Fair Value	Carrying Value	Aggregate Total Borrowing
1. Current Year Total General and Separate Accounts Total Collateral Pledged (Lines 2+3)	\$	550,993,465	\$ 598,944,583	\$ -
2. Current Year General Account Total Collateral Pledged	\$	550,993,465	\$ 598,944,583	\$ -
3. Current Year Separate Accounts Total Collateral Pledged	\$	-	\$ -	\$ -
4. Prior Year-end General and Separate Accounts Total Collateral Pledged	\$	-	\$ -	\$ -

b. Maximum Amount Pledged During Reporting Period

		1	2	3
		Fair Value	Carrying Value	Aggregate Borrowed at Time of Maximum Collateral
1. Current Year Total General and Separate Accounts Maximum Collateral Pledged (Lines 2+3)	\$	550,993,465	\$ 598,944,583	\$ -
2. Current Year General Account Maximum Collateral Pledged	\$	550,993,465	\$ 598,944,583	\$ -
3. Current Year Separate Accounts Maximum Collateral Pledged	\$	-	\$ -	\$ -
4. Prior Year-end General and Separate Accounts Maximum Collateral Pledged	\$	-	\$ -	\$ -

4. Not applicable.

NOTES TO THE FINANCIAL STATEMENTS

Note 12 - Retirement Plans, Deferred Compensation, Postemployment Benefits and Compensated Absences and Other Postretirement Benefit Plans

A. Defined Benefit Plans

- 1-3. There were no changes that were considered significant to the Company from prior year end.
4. Components of net periodic benefit cost

	Pension Benefits		Postretirement Benefits	
	September 30, 2022	December 31, 2021	September 30, 2022	December 31, 2021
a. Service cost	\$ 114,531,478	\$ 152,485,455	\$ 562,770	\$ 462,197
b. Interest cost	151,885,915	188,399,481	2,340,898	4,234,084
c. Expected return on plan assets	(308,597,820)	(406,648,763)	(8,756,648)	(11,043,442)
d. Transition asset or obligation	-	-	-	-
e. (Gains) and losses	50,844,185	69,706,547	(6,438,116)	(2,949,685)
f. Prior service cost or credit	(25,390,149)	(35,300,843)	4,797,363	6,396,484
g. (Gain) or loss recognized due to a settlement or curtailment	-	-	-	-
h. Total net periodic benefit cost	\$ (16,726,391)	\$ (31,358,123)	\$ (7,493,733)	\$ (2,900,362)

5-21. There were no changes that were considered significant to the Company from prior year end.

B-I. There were no changes that were considered significant to the Company from prior year end.

Note 13 - Capital and Surplus, Dividend Restrictions and Quasi-Reorganizations

There were no changes that were considered significant to the Company from prior year end, except for the following.

As of September 30, 2022, the Company has made capital contributions of \$39,000,000 to NNOV8, LLC.

On March 4, 2022, the Company made a capital contribution of \$4,000,000 to Nationwide Ventures, LLC.

On April 22, 2022, the Company made a capital contribution of \$1,500,000 to NSC Arizona, LLC.

Note 14 – Contingencies

There were no changes that were considered significant to the Company from prior year end.

Note 15 – Leases

There were no changes that were considered significant to the Company from prior year end.

Note 16 - Information About Financial Instruments With Off-Balance Sheet Risk And Financial Instruments With Concentrations of Credit Risk

There were no changes that were considered significant to the Company from prior year end.

Note 17 – Sale, Transfer and Servicing of Financial Assets and Extinguishments of Liabilities

A. Transfers of Receivables Reported as Sales

Not applicable.

B. Transfers and Servicing of Financial Assets

There were no changes that were considered significant to the Company from the prior year end.

C. Wash Sales

Not applicable.

Note 18 – Gain or Loss to the Reporting Entity from Uninsured Plans and the Uninsured Portion of Partially Insured Plans

Not applicable.

Note 19 – Direct Premium Written/Produced by Managing General Agents/Third Party Administrators

Not applicable.

Note 20 – Fair Value Measurements

A. Fair value is defined as the price that would be received to sell an asset or paid to transfer a liability in an orderly transaction between market participants at the measurement date. Fair value measurements are based upon observable and unobservable inputs. Observable inputs reflect market data obtained from independent sources while unobservable inputs reflect the Company's view of market assumptions in the absence of observable market information. The Company utilizes valuation techniques that maximize the use of observable inputs and minimize the use of unobservable inputs. In determining fair value, the Company uses various methods including market, income and cost approaches.

The Company categorizes its financial instruments into a three-level hierarchy based on the priority of the inputs to the valuation technique. The fair value hierarchy gives the highest priority to quoted prices in active markets for identical assets or liabilities (Level 1) and the lowest priority to unobservable inputs (Level 3). If the inputs used to measure fair value fall within different levels of the hierarchy, the category level is based on the lowest priority level input that is significant to the fair value measurement of the instrument in its entirety.

The Company categorizes assets and liabilities held at fair value in the statutory statements of assets and liabilities, surplus and other funds as follows:

Level 1. Unadjusted quoted prices accessible in active markets for identical assets or liabilities at the measurement date and mutual funds where the value per share (unit) is determined and published daily and is the basis for current transactions.

NOTES TO THE FINANCIAL STATEMENTS

Level 2. Unadjusted quoted prices for similar assets or liabilities in active markets, quoted prices for identical or similar assets or liabilities in markets that are not active or inputs (other than quoted prices) that are observable or that are derived principally from or corroborated by observable market data through correlation or other means. Primary inputs to this valuation technique may include comparative trades, bid/asks, interest rate movements, U.S. Treasury rates, London Interbank Offered Rate, prime rates, cash flows, maturity dates, call ability, estimated prepayments and/or underlying collateral values.

Level 3. Prices or valuation techniques that require inputs that are both unobservable and significant to the overall fair value measurement. Inputs reflect management’s best estimates of the assumptions market participants would use at the measurement date in pricing the asset or liability. Consideration is given to the risk inherent in both the method of valuation and the valuation inputs. Primary inputs to this valuation technique include broker quotes and comparative trades.

The Company reviews its fair value hierarchy classifications for assets and liabilities quarterly. Changes in observability of significant valuation inputs identified during these reviews may trigger reclassifications. Reclassifications are reported as transfers at the beginning of the period in which the change occurs.

Independent pricing services are most often utilized and compared to pricing from additional sources when available to determine the fair value of bonds and stocks for which market quotations or quotations on comparable securities or models are used. For these bonds and stocks, the Company obtains the pricing services’ methodologies and classifies the investments accordingly in the fair value hierarchy.

A corporate pricing matrix is used in valuing certain corporate bonds. The corporate pricing matrix was developed using publicly available spreads for privately placed corporate bonds with varying weighted average lives and credit quality ratings. The weighted average life and credit quality rating of a particular bond to be priced using the corporate pricing matrix are important inputs into the model and are used to determine a corresponding spread that is added to the appropriate U.S. Treasury yield to create an estimated market yield for that bond. The estimated market yield and other relevant factors are then used to estimate the fair value of the particular bond.

Non-binding broker quotes are also utilized to determine the fair value of certain bonds when deemed appropriate or when valuations are not available from independent pricing services or a corporate pricing matrix. These bonds are classified with the lowest priority in the fair value hierarchy as only one broker quote is ordinarily obtained, the investment is not traded on an exchange, the pricing is not available to other entities and/or the transaction volume in the same or similar investments has decreased. Inputs used in the development of prices are not provided to the Company by the brokers as the brokers often do not provide the necessary transparency into their quotes and methodologies. At least annually, the Company performs reviews and tests to ensure that quotes are a reasonable estimate of the investments’ fair value. Price movements of broker quotes are subject to validation and require approval from the Company’s management. Management uses its knowledge of the investment and current market conditions to determine if the price is indicative of the investment’s fair value.

The Company carries short-term investments at amortized cost, which approximates fair value.

The fair value of derivative instruments is determined using various valuation techniques relying predominately on observable market inputs. These inputs include interest rate swap curves, credit spreads, interest rates, counterparty credit risk, equity volatility and equity index levels.

The following table summarizes assets held at fair value as of September 30, 2022:

				Net Asset Value (NAV)		Total
	Level 1	Level 2	Level 3			
Assets at Fair Value						
Bonds	\$ -	\$ 797,425,851	\$ 166,129,701	\$ -	\$ -	\$ 963,555,552
Securities lending collateral assets	-	1,675,353	-	-	-	1,675,353
Preferred stocks	-	10,902,744	19,578,718	-	-	30,481,462
Common stocks	27,316,758	20,145,063	3,431	-	-	47,465,252
Total Assets at Fair Value/(NAV)	\$ 27,316,758	\$ 830,149,011	\$ 185,711,850	\$ -	\$ -	\$ 1,043,177,619

The following table presents the rollforward of Level 3 assets held at fair value during the period ended September 30, 2022:

	Beginning Balance at 6/30/2022	Transfers into Level 3	Transfers out of Level 3	Total gains and (losses) included in Net Income	Total gains and (losses) included in Surplus	Purchases	Issuances	Sales	Settlements	Ending Balance at 9/30/2022
Assets at Fair Value										
Bonds	\$147,038,020	\$30,678,006	\$(7,993,599)	\$-	\$(2,286,055)	\$10,090,950	\$-	\$(11,410,672)	\$13,051	\$166,129,701
Preferred stocks	\$15,852,185	\$-	\$-	\$-	\$1,927,616	\$1,798,917	\$-	\$-	\$-	\$19,578,718
Common stocks	\$3,766	\$-	\$-	\$-	\$(335)	\$-	\$-	\$-	\$-	\$3,431
Total Assets at Fair Value	\$162,893,971	\$30,678,006	\$(7,993,599)	\$-	\$(358,774)	\$11,889,867	\$-	\$(11,410,672)	\$13,051	\$185,711,850

Transfers into and/or out of Level 3 during the period ended September 30, 2022 are due to either changes resulting from application of the lower of amortized cost or fair value rules based on the security’s NAIC rating or changes in sources used to price certain securities.

B. & C. The following table summarizes the carrying value and fair value of the Company's assets not held at fair value as of September 30, 2022:

	Aggregate Fair Value	Admitted Assets	Level 1	Level 2	Level 3	Net Asset Value (NAV)	Not Practicable (Carrying Value)
Assets							
Bonds	\$10,855,498,904	\$11,819,007,891	\$1,387,103,787	\$8,125,900,979	\$1,342,494,138		
Mortgage loans, net of allowance	1,421,843,543	1,552,360,344	-	-	1,421,843,543		
Cash, cash equivalents and short-term investments	(402,398,822)	(402,398,822)	(558,354,327)	155,955,505	-		
Derivative assets	45,148,418	27,424,958	-	45,148,418	-		
Securities lending collateral assets	43,349,633	43,269,464	43,050,860	298,773	-		
Total Assets	\$11,963,441,676	\$13,039,663,835	\$871,800,320	\$8,327,303,675	\$2,764,337,681	\$-	\$-

D. Not Practicable to Estimate Fair Value

Not applicable.

E. Measured using net asset value

Not applicable.

NOTES TO THE FINANCIAL STATEMENTS

Note 21 - Other Items

A. Unusual or Infrequent Items

Not applicable.

B. Troubled Debt Restructuring for Debtors

Not applicable.

C. Other Disclosures

Effective June 1, 2022, the Company renewed the Property Catastrophe Program as follows: National Tower with varying placements totaling \$2.570 billion for losses per event between \$500 million and \$3.40 billion. This includes the catastrophe bond, Caelus Re 2020-1, issued in 2020 providing national coverage at 75% of \$400.0 million excess of \$1.95 billion. The national tower includes a 'Top & Drop' layer which 'drops' following a loss event over \$500 million. The layer would drop from \$250 million excess \$3.15 billion to \$250 million excess \$250 million. For the 2022 risk period, the Caelus Re 2020-2 aggregate catastrophe bond also provides national coverage.

Effective July 1, 2022, the Company renewed its Property per Risk program on an enterprise-wide basis covering risks underwritten by the Company. The structure remains unchanged at \$115.0 million excess of \$10.0 million. However, risk period 2022 for Property per Risk program will expire on May 31, 2023 and renew on June 1, 2023 to complete a eleven month contract timeframe.

D. Business Interruption Insurance Recoveries

Not applicable.

E. State Transferable and Non-Transferable Tax Credits

There were no changes that were considered significant to the Company from prior year end.

F. Subprime Mortgage Related Risk Exposure

There were no changes that were considered significant to the Company from prior year end.

G. Insurance-Linked Securities

There were no changes that were considered significant to the Company from prior year end.

H. The Amount That Could Be Realized on Life Insurance Where the Reporting Entity is Owner and Beneficiary or Has Otherwise Obtained Rights to Control the Policy

Not applicable.

Note 22 - Events Subsequent

Type I – Recognized Subsequent Events:

Subsequent events have been considered through November 7, 2022 for the statutory statement issued on November 11, 2022.

There were no material Type I events occurring subsequent to the end of the period that merited recognition or disclosure in these statements that have not already been reflected as required.

Type II – Nonrecognized Subsequent Events:

Subsequent events have been considered through November 7, 2022 for the statutory statement issued on November 11, 2022.

There were no material Type II events occurring subsequent to the end of the period that merited recognition or disclosure in these statements that have not already been reflected as required.

Note 23 - Reinsurance

There were no changes that were considered significant to the Company from prior year end.

Note 24 - Retrospectively Rated Contracts and Contracts Subject to Redetermination

There were no changes that were considered significant to the Company from prior year end.

Note 25 - Changes in Incurred Losses and Loss Adjustment Expenses

A. As of December 31, 2021, loss and loss adjustment expense reserves, net of reinsurance recoveries, were \$11.81 billion. Payments for incurred claims and claim adjustment expenses attributable to insured events of prior years were \$3.62 billion for the nine months ended September 30, 2022. As of September 30, 2022, remaining loss and loss adjustment expense reserves attributable to insured events of prior years were \$8.29 billion. The Company did not experience any significant reserve development during the period.

B. During 2022, the Company did not make any significant changes in methodologies and assumptions used in calculating the liability for unpaid losses and loss adjustment expenses.

Note 26 - Intercompany Pooling Arrangements

There were no changes that were considered significant to the Company from prior year end.

Note 27 - Structured Settlements

There were no changes that were considered significant to the Company from prior year end.

Note 28 - Health Care Receivables

Not applicable.

NOTES TO THE FINANCIAL STATEMENTS

Note 29 – Participating Policies

Not applicable.

Note 30 – Premium Deficiency Reserves

There were no changes that were considered significant to the Company from prior year end.

Note 31 – High Deductibles

Not applicable.

Note 32 - Discounting of Liabilities for Unpaid Losses or Unpaid Loss Adjustment Expenses

There were no changes that were considered significant to the Company from prior year end.

Note 33 - Asbestos/Environmental Reserves

There were no changes that were considered significant to the Company from prior year end.

Note 34 – Subscriber Savings Accounts

Not applicable.

Note 35 – Multiple Peril Crop Insurance

Not applicable.

Note 36 – Financial Guaranty Insurance

Not applicable.

STATEMENT AS OF SEPTEMBER 30, 2022 OF THE NATIONWIDE MUTUAL INSURANCE COMPANY

GENERAL INTERROGATORIES

PART 1 - COMMON INTERROGATORIES

GENERAL

- 1.1

Did the reporting entity experience any material transactions requiring the filing of Disclosure of Material Transactions with the State of Domicile, as required by the Model Act?

Yes [] No [X]
- 1.2

If yes, has the report been filed with the domiciliary state?

Yes [] No []
- 2.1

Has any change been made during the year of this statement in the charter, by-laws, articles of incorporation, or deed of settlement of the reporting entity?

Yes [X] No []
- 2.2

If yes, date of change:

04/15/2022
- 3.1

Is the reporting entity a member of an Insurance Holding Company System consisting of two or more affiliated persons, one or more of which is an insurer?
If yes, complete Schedule Y, Parts 1 and 1A.

Yes [X] No []
- 3.2

Have there been any substantial changes in the organizational chart since the prior quarter end?

Yes [] No [X]
- 3.3

If the response to 3.2 is yes, provide a brief description of those changes.
- 3.4

Is the reporting entity publicly traded or a member of a publicly traded group?

Yes [] No [X]
- 3.5

If the response to 3.4 is yes, provide the CIK (Central Index Key) code issued by the SEC for the entity/group.
- 4.1

Has the reporting entity been a party to a merger or consolidation during the period covered by this statement?

Yes [] No [X]
- 4.2

If yes, provide the name of the entity, NAIC Company Code, and state of domicile (use two letter state abbreviation) for any entity that has ceased to exist as a result of the merger or consolidation.

1	2	3
Name of Entity	NAIC Company Code	State of Domicile

5.

If the reporting entity is subject to a management agreement, including third-party administrator(s), managing general agent(s), attorney-in-fact, or similar agreement, have there been any significant changes regarding the terms of the agreement or principals involved?
If yes, attach an explanation.
Effective March 14, 2022, Nationwide Mutual Insurance Company, including its subsidiaries and affiliates ("Company") and Cognizant Worldwide Limited ("Supplier") entered into a Statement of Work for Short Term Claims Closure Project to the Outsourcing Master Agreement by and among Company and Supplier dated April 1, 2016 pursuant to which Supplier provides short-term assistance to Customer to close certain Non-injury and material damage open claims. Supplier is responsible for claims handling and administrative services for all such assigned open claims.

Yes [X] No [] N/A []
- 6.1

State as of what date the latest financial examination of the reporting entity was made or is being made.

12/31/2021
- 6.2

State the as of date that the latest financial examination report became available from either the state of domicile or the reporting entity. This date should be the date of the examined balance sheet and not the date the report was completed or released.

12/31/2016
- 6.3

State as of what date the latest financial examination report became available to other states or the public from either the state of domicile or the reporting entity. This is the release date or completion date of the examination report and not the date of the examination (balance sheet date).

05/24/2018
- 6.4

By what department or departments?
OH
- 6.5

Have all financial statement adjustments within the latest financial examination report been accounted for in a subsequent financial statement filed with Departments?

Yes [] No [] N/A [X]
- 6.6

Have all of the recommendations within the latest financial examination report been complied with?

Yes [] No [] N/A [X]
- 7.1

Has this reporting entity had any Certificates of Authority, licenses or registrations (including corporate registration, if applicable) suspended or revoked by any governmental entity during the reporting period?

Yes [] No [X]
- 7.2

If yes, give full information:
- 8.1

Is the company a subsidiary of a bank holding company regulated by the Federal Reserve Board?

Yes [] No [X]
- 8.2

If response to 8.1 is yes, please identify the name of the bank holding company.
- 8.3

Is the company affiliated with one or more banks, thrifts or securities firms?

Yes [X] No []
- 8.4

If response to 8.3 is yes, please provide below the names and location (city and state of the main office) of any affiliates regulated by a federal regulatory services agency [i.e. the Federal Reserve Board (FRB), the Office of the Comptroller of the Currency (OCC), the Federal Deposit Insurance Corporation (FDIC) and the Securities Exchange Commission (SEC)] and identify the affiliate's primary federal regulator.

1	2	3	4	5	6
Affiliate Name	Location (City, State)	FRB	OCC	FDIC	SEC
Nationwide Trust Company, FSB	Columbus, OH	NO	YES	NO	NO
Nationwide Investment Services Corp.	Columbus, OH	NO	NO	NO	YES
Nationwide Investment Advisors, LLC	Columbus, OH	NO	NO	NO	YES
Nationwide Securities, LLC	Columbus, OH	NO	NO	NO	YES
Nationwide Fund Advisors	Columbus, OH	NO	NO	NO	YES
Nationwide Fund Distributors, LLC	Columbus, OH	NO	NO	NO	YES
Nationwide Asset Management, LLC	Columbus, OH	NO	NO	NO	YES
Jefferson National Securities Corporation	Louisville, KY	NO	NO	NO	YES

STATEMENT AS OF SEPTEMBER 30, 2022 OF THE NATIONWIDE MUTUAL INSURANCE COMPANY

GENERAL INTERROGATORIES

- 9.1

Are the senior officers (principal executive officer, principal financial officer, principal accounting officer or controller, or persons performing similar functions) of the reporting entity subject to a code of ethics, which includes the following standards?
(a) Honest and ethical conduct, including the ethical handling of actual or apparent conflicts of interest between personal and professional relationships;
(b) Full, fair, accurate, timely and understandable disclosure in the periodic reports required to be filed by the reporting entity;
(c) Compliance with applicable governmental laws, rules and regulations;
(d) The prompt internal reporting of violations to an appropriate person or persons identified in the code; and
(e) Accountability for adherence to the code.

Yes [X] No []
- 9.11

If the response to 9.1 is No, please explain:
- 9.2

Has the code of ethics for senior managers been amended?

Yes [] No [X]
- 9.21

If the response to 9.2 is Yes, provide information related to amendment(s).
- 9.3

Have any provisions of the code of ethics been waived for any of the specified officers?

Yes [] No [X]
- 9.31

If the response to 9.3 is Yes, provide the nature of any waiver(s).

FINANCIAL

- 10.1

Does the reporting entity report any amounts due from parent, subsidiaries or affiliates on Page 2 of this statement?

Yes [X] No []
- 10.2

If yes, indicate any amounts receivable from parent included in the Page 2 amount:

\$

INVESTMENT

- 11.1

Were any of the stocks, bonds, or other assets of the reporting entity loaned, placed under option agreement, or otherwise made available for use by another person? (Exclude securities under securities lending agreements.)

Yes [] No [X]
- 11.2

If yes, give full and complete information relating thereto:
12.

Amount of real estate and mortgages held in other invested assets in Schedule BA:

\$1,878,219,785
13.

Amount of real estate and mortgages held in short-term investments:

\$
- 14.1

Does the reporting entity have any investments in parent, subsidiaries and affiliates?

Yes [X] No []
- 14.2

If yes, please complete the following:

	1	2
	Prior Year-End Book/Adjusted Carrying Value	Current Quarter Book/Adjusted Carrying Value
14.21 Bonds	\$	\$
14.22 Preferred Stock	\$	\$
14.23 Common Stock	\$9,507,287,074	\$10,617,918,882
14.24 Short-Term Investments	\$	\$
14.25 Mortgage Loans on Real Estate	\$9,862,764	\$9,609,912
14.26 All Other	\$1,715,191,804	\$1,695,174,902
14.27 Total Investment in Parent, Subsidiaries and Affiliates (Subtotal Lines 14.21 to 14.26)	\$11,232,341,642	\$12,322,703,696
14.28 Total Investment in Parent included in Lines 14.21 to 14.26 above	\$	\$
- 15.1

Has the reporting entity entered into any hedging transactions reported on Schedule DB?

Yes [X] No []
- 15.2

If yes, has a comprehensive description of the hedging program been made available to the domiciliary state?
If no, attach a description with this statement.

Yes [X] No [] N/A []
16.

For the reporting entity's security lending program, state the amount of the following as of the current statement date:

16.1

Total fair value of reinvested collateral assets reported on Schedule DL, Parts 1 and 2.

\$45,024,986

16.2

Total book adjusted/carrying value of reinvested collateral assets reported on Schedule DL, Parts 1 and 2

\$44,944,817

16.3

Total payable for securities lending reported on the liability page.

\$48,159,294

STATEMENT AS OF SEPTEMBER 30, 2022 OF THE NATIONWIDE MUTUAL INSURANCE COMPANY

GENERAL INTERROGATORIES

17. Excluding items in Schedule E - Part 3 - Special Deposits, real estate, mortgage loans and investments held physically in the reporting entity's offices, vaults or safety deposit boxes, were all stocks, bonds and other securities, owned throughout the current year held pursuant to a custodial agreement with a qualified bank or trust company in accordance with Section 1, III - General Examination Considerations, F. Outsourcing of Critical Functions, Custodial or Safekeeping Agreements of the NAIC Financial Condition Examiners Handbook? Yes [X] No []
- 17.1 For all agreements that comply with the requirements of the NAIC Financial Condition Examiners Handbook, complete the following:

1 Name of Custodian(s)	2 Custodian Address
The Bank of New York Mellon	1 Wall Street, New York, NY 10286
Royal Trust	77 King St., York, ON M9N 1L4
Federal Home Loan Bank of Cincinnati	221 E. 4th St, Suite 600, Cincinnati, OH. 45202

- 17.2 For all agreements that do not comply with the requirements of the NAIC Financial Condition Examiners Handbook, provide the name, location and a complete explanation:

1 Name(s)	2 Location(s)	3 Complete Explanation(s)

- 17.3 Have there been any changes, including name changes, in the custodian(s) identified in 17.1 during the current quarter? Yes [] No [X]
- 17.4 If yes, give full information relating thereto:

1 Old Custodian	2 New Custodian	3 Date of Change	4 Reason

- 17.5 Investment management – Identify all investment advisors, investment managers, broker/dealers, including individuals that have the authority to make investment decisions on behalf of the reporting entity. For assets that are managed internally by employees of the reporting entity, note as such. ["...that have access to the investment accounts"; "...handle securities"]

1 Name of Firm or Individual	2 Affiliation
Members of the investment staff designated by the Chief Investment Officer as detailed in the Corporate Resolution	
Gramercy Funds Management LLC	U.....
Ares Capital Management LLC	U.....
HPS INVESTMENT PARTNERS, LLC	U.....
T. Rowe Price	U.....
20 GATES MANAGEMENT LLC	U.....
NINETY ONE PLC	U.....
Guggenheim Securities, LLC	U.....

- 17.5097 For those firms/individuals listed in the table for Question 17.5, do any firms/individuals unaffiliated with the reporting entity (i.e. designated with a "U") manage more than 10% of the reporting entity's invested assets? Yes [] No [X]

- 17.5098 For firms/individuals unaffiliated with the reporting entity (i.e. designated with a "U") listed in the table for Question 17.5, does the total assets under management aggregate to more than 50% of the reporting entity's invested assets? Yes [] No [X]

- 17.6 For those firms or individuals listed in the table for 17.5 with an affiliation code of "A" (affiliated) or "U" (unaffiliated), provide the information for the table below.

1	2	3	4	5
Central Registration Depository Number	Name of Firm or Individual	Legal Entity Identifier (LEI)	Registered With	Investment Management Agreement (IMA) Filed
152209	Gramercy Funds Management LLC	54930052ZV4VR1WG8862	U.S. Securities and Exchange Commission	
131619	Ares Capital Management LLC	3M096E5S0PEUTB018L53	SEC Registered Investment Adviser	
282125	HPS INVESTMENT PARTNERS, LLC	5493001W7540H8HM8F38	The U.S. Securities and Exchange Commission	
126032	T. Rowe Price	FAJ59K741ZRG00SHUS25	The U.S. Securities and Exchange Commission	
155480	20 GATES MANAGEMENT LLC	549300P9T431XY751068	The U.S. Securities and Exchange Commission	
158310	NINETY ONE PLC	549300G0TJCT3K15ZG14	The U.S. Securities and Exchange Commission	
40638	Guggenheim Securities, LLC	5493005G25VHYWLYJU59	The U.S. Securities and Exchange Commission	

- 18.1 Have all the filing requirements of the Purposes and Procedures Manual of the NAIC Investment Analysis Office been followed? Yes [X] No []
- 18.2 If no, list exceptions:

19. By self-designating 5GI securities, the reporting entity is certifying the following elements for each self-designated 5GI security:
- a. Documentation necessary to permit a full credit analysis of the security does not exist or an NAIC CRP credit rating for an FE or PL security is not available.
- b. Issuer or obligor is current on all contracted interest and principal payments.
- c. The insurer has an actual expectation of ultimate payment of all contracted interest and principal.
- Has the reporting entity self-designated 5GI securities? Yes [X] No []

20. By self-designating PLGI securities, the reporting entity is certifying the following elements of each self-designated PLGI security:
- a. The security was purchased prior to January 1, 2018.
- b. The reporting entity is holding capital commensurate with the NAIC Designation reported for the security.
- c. The NAIC Designation was derived from the credit rating assigned by an NAIC CRP in its legal capacity as a NRSRO which is shown on a current private letter rating held by the insurer and available for examination by state insurance regulators.
- d. The reporting entity is not permitted to share this credit rating of the PL security with the SVO.
- Has the reporting entity self-designated PLGI securities? Yes [] No [X]

21. By assigning FE to a Schedule BA non-registered private fund, the reporting entity is certifying the following elements of each self-designated FE fund:
- a. The shares were purchased prior to January 1, 2019.
- b. The reporting entity is holding capital commensurate with the NAIC Designation reported for the security.
- c. The security had a public credit rating(s) with annual surveillance assigned by an NAIC CRP in its legal capacity as an NRSRO prior to January 1, 2019.
- d. The fund only or predominantly holds bonds in its portfolio.
- e. The current reported NAIC Designation was derived from the public credit rating(s) with annual surveillance assigned by an NAIC CRP in its legal capacity as an NRSRO.
- f. The public credit rating(s) with annual surveillance assigned by an NAIC CRP has not lapsed.
- Has the reporting entity assigned FE to Schedule BA non-registered private funds that complied with the above criteria? Yes [] No [X]

GENERAL INTERROGATORIES

PART 2 - PROPERTY & CASUALTY INTERROGATORIES

1.

If the reporting entity is a member of a pooling arrangement, did the agreement or the reporting entity's participation change?
If yes, attach an explanation.

Yes [] No [X] N/A []
2.

Has the reporting entity reinsured any risk with any other reporting entity and agreed to release such entity from liability, in whole or in part, from any loss that may occur on the risk, or portion thereof, reinsured?
If yes, attach an explanation.
Nationwide has entered into an agreement to release Allianz Risk Transfer AG (Bermuda Branch) from liability in part from any loss that may occur on the risk arising from June 1, 2021 through June 1, 2022.

Yes [X] No []
- 3.1

Have any of the reporting entity's primary reinsurance contracts been canceled?

Yes [] No [X]
- 3.2

If yes, give full and complete information thereto.
- 4.1

Are any of the liabilities for unpaid losses and loss adjustment expenses other than certain workers' compensation tabular reserves (see Annual Statement Instructions pertaining to disclosure of discounting for definition of " tabular reserves") discounted at a rate of interest greater than zero?

Yes [X] No []
- 4.2

If yes, complete the following schedule:

			TOTAL DISCOUNT				DISCOUNT TAKEN DURING PERIOD			
1	2	3	4	5	6	7	8	9	10	11
Line of Business	Maximum Interest	Discount Rate	Unpaid Losses	Unpaid LAE	IBNR	TOTAL	Unpaid Losses	Unpaid LAE	IBNR	TOTAL
Non-renewable for stated reasons only	0.1	0.035	29,688	1,306		30,994	(23,467)	(1,033)		(24,500)
TOTAL			29,688	1,306		30,994	(23,467)	(1,033)		(24,500)

5.

Operating Percentages:

5.1 A&H loss percent65.000 %

5.2 A&H cost containment percent0.000 %

5.3 A&H expense percent excluding cost containment expenses31.000 %
- 6.1

Do you act as a custodian for health savings accounts?

Yes [] No [X]
- 6.2

If yes, please provide the amount of custodial funds held as of the reporting date\$.....
- 6.3

Do you act as an administrator for health savings accounts?

Yes [] No [X]
- 6.4

If yes, please provide the balance of the funds administered as of the reporting date\$.....
7.

Is the reporting entity licensed or chartered, registered, qualified, eligible or writing business in at least two states?

Yes [X] No []
- 7.1

If no, does the reporting entity assume reinsurance business that covers risks residing in at least one state other than the state of domicile of the reporting entity?

Yes [] No []

STATEMENT AS OF SEPTEMBER 30, 2022 OF THE NATIONWIDE MUTUAL INSURANCE COMPANY

SCHEDULE F - CEDED REINSURANCE

Showing All New Reinsurers - Current Year to Date

[illegible]

SCHEDULE T - EXHIBIT OF PREMIUMS WRITTEN

Current Year to Date - Allocated by States and Territories

			1 Active Status (a)	Direct Premiums Written		Direct Losses Paid (Deducting Salvage)		Direct Losses Unpaid	
				2 Current Year To Date	3 Prior Year To Date	4 Current Year To Date	5 Prior Year To Date	6 Current Year To Date	7 Prior Year To Date
States, etc.									
1.	Alabama	AL	L	12,208,093	10,330,814	25,352,884	11,738,951	6,772,515	9,293,676
2.	Alaska	AK	L	324,396	275,753	(107,822)	(159,960)	248,366	167,335
3.	Arizona	AZ	L	25,711,723	21,443,267	14,544,720	11,849,171	24,765,929	23,040,502
4.	Arkansas	AR	L	11,432,857	11,932,128	8,209,971	6,409,660	8,226,140	9,500,480
5.	California	CA	L	485,955,242	412,927,651	231,593,444	224,182,312	404,004,008	350,255,853
6.	Colorado	CO	L	57,996,040	49,540,319	33,578,938	22,232,732	43,245,129	37,391,601
7.	Connecticut	CT	L	24,202,736	22,454,822	14,693,886	12,350,454	26,986,973	26,984,521
8.	Delaware	DE	L	24,929,432	29,718,583	16,243,599	15,758,814	20,682,440	21,564,234
9.	District of Columbia	DC	L	7,847,417	8,776,995	3,838,220	4,761,195	5,001,788	4,413,065
10.	Florida	FL	L	83,006,614	74,045,184	36,873,539	30,992,278	227,844,560	44,741,557
11.	Georgia	GA	L	28,730,664	23,627,870	14,368,225	19,933,394	21,755,615	26,892,710
12.	Hawaii	HI	L	535,036	341,735	36,554	3,564	665,802	641,677
13.	Idaho	ID	L	4,667,934	4,480,715	1,673,981	2,357,175	7,497,934	10,090,561
14.	Illinois	IL	L	13,219,418	10,232,654	6,133,739	5,534,016	20,067,995	24,161,961
15.	Indiana	IN	L	20,341,819	25,184,412	11,008,177	10,199,621	16,773,238	18,900,813
16.	Iowa	IA	L	18,541,339	17,430,429	8,006,304	19,891,488	33,262,877	37,115,617
17.	Kansas	KS	L	74,224,790	58,857,497	46,588,670	32,924,032	37,189,664	36,433,036
18.	Kentucky	KY	L	20,494,757	21,885,751	15,043,004	12,969,861	16,758,266	18,565,124
19.	Louisiana	LA	L	8,971,226	5,046,128	6,974,457	1,420,190	3,586,429	12,248,513
20.	Maine	ME	L	2,166,213	1,713,818	255,520	196,522	525,765	464,406
21.	Maryland	MD	L	60,417,126	53,878,050	24,204,874	21,064,885	61,612,122	62,221,333
22.	Massachusetts	MA	L	10,328,036	9,680,001	2,342,692	2,325,642	4,264,705	4,234,324
23.	Michigan	MI	L	9,431,206	5,801,380	820,490	4,633,522	8,838,176	12,834,432
24.	Minnesota	MN	L	84,796,713	60,464,601	110,880,446	36,822,222	43,845,603	34,884,205
25.	Mississippi	MS	L	14,284,247	13,664,879	8,530,491	11,435,065	10,361,926	10,753,703
26.	Missouri	MO	L	59,012,721	43,433,211	37,700,052	24,929,455	26,815,011	27,740,096
27.	Montana	MT	L	15,929,758	11,340,766	10,603,002	3,033,124	6,426,131	3,665,483
28.	Nebraska	NE	L	95,421,924	75,465,187	96,249,197	32,171,904	53,190,408	46,052,644
29.	Nevada	NV	L	22,245,232	21,474,168	11,704,273	9,377,488	19,840,440	14,202,960
30.	New Hampshire	NH	L	7,039,184	6,558,512	3,504,701	3,605,915	3,768,012	3,397,923
31.	New Jersey	NJ	L	9,199,925	5,368,935	5,931,921	4,550,835	58,364,264	58,984,641
32.	New Mexico	NM	L	5,067,391	4,916,132	2,904,678	2,133,832	2,817,935	2,936,882
33.	New York	NY	L	75,786,477	56,708,220	66,561,637	41,076,587	93,764,103	88,909,428
34.	North Carolina	NC	L	217,150,560	220,294,911	115,635,490	107,340,362	88,011,038	83,367,348
35.	North Dakota	ND	L	9,438,965	7,831,031	9,326,205	5,555,153	6,058,048	3,864,519
36.	Ohio	OH	L	140,486,219	132,352,814	65,688,169	63,809,382	82,238,708	71,868,492
37.	Oklahoma	OK	L	1,695,734	1,118,780	782,502	1,733,861	4,665,296	6,352,282
38.	Oregon	OR	L	23,048,604	24,199,373	9,605,545	9,536,008	19,030,710	19,617,660
39.	Pennsylvania	PA	L	138,536,518	142,652,496	76,370,364	77,076,049	338,670,997	364,089,021
40.	Rhode Island	RI	L	18,107,415	19,677,536	13,929,655	12,870,197	12,685,542	12,019,214
41.	South Carolina	SC	L	37,128,460	7,353,067	11,589,861	7,968,487	12,950,195	9,737,467
42.	South Dakota	SD	L	24,740,109	17,488,768	20,874,014	5,846,247	12,462,530	11,689,967
43.	Tennessee	TN	L	22,870,896	10,273,884	5,431,607	6,889,190	18,018,425	19,562,855
44.	Texas	TX	L	211,472,806	154,970,797	111,051,750	142,640,783	70,570,450	69,041,756
45.	Utah	UT	L	18,182,085	14,812,478	8,310,379	7,310,176	10,193,496	9,422,005
46.	Vermont	VT	L	7,880,060	7,723,892	4,574,231	3,066,703	4,392,010	4,759,530
47.	Virginia	VA	L	108,017,121	114,542,273	49,454,866	51,775,082	85,699,515	84,691,606
48.	Washington	WA	L	50,476,812	41,381,029	29,539,459	22,429,983	42,024,030	27,260,836
49.	West Virginia	WV	L	47,789,079	49,582,756	22,077,131	20,470,659	88,572,776	42,755,114
50.	Wisconsin	WI	L	11,609,103	9,523,854	9,491,563	9,479,696	22,809,527	29,739,651
51.	Wyoming	WY	L	9,510,978	9,694,066	2,607,526	5,419,508	4,245,066	4,442,366
52.	American Samoa	AS	N						
53.	Guam	GU	L						
54.	Puerto Rico	PR	N						
55.	U.S. Virgin Islands	VI	L					500	500
56.	Northern Mariana Islands	MP	N						
57.	Canada	CAN	N						
58.	Aggregate Other Alien	OT	XXX						
59.	Totals		XXX	2,492,609,210	2,164,474,372	1,443,188,781	1,203,923,472	2,243,069,128	1,957,967,485
DETAILS OF WRITE-INS									
58001.			XXX						
58002.			XXX						
58003.			XXX						
58998.	Summary of remaining write-ins for Line 58 from overflow page		XXX						
58999.	Totals (Lines 58001 through 58003 plus 58998)(Line 58 above)		XXX						

(a) Active Status Counts:

L - Licensed or Chartered - Licensed Insurance carrier or domiciled RRG53

E - Eligible - Reporting entities eligible or approved to write surplus lines in the state (other than their state of domicile - see DSLI)

D - Domestic Surplus Lines Insurer (DSLI) - Reporting entities authorized to write surplus lines in the state of domicile

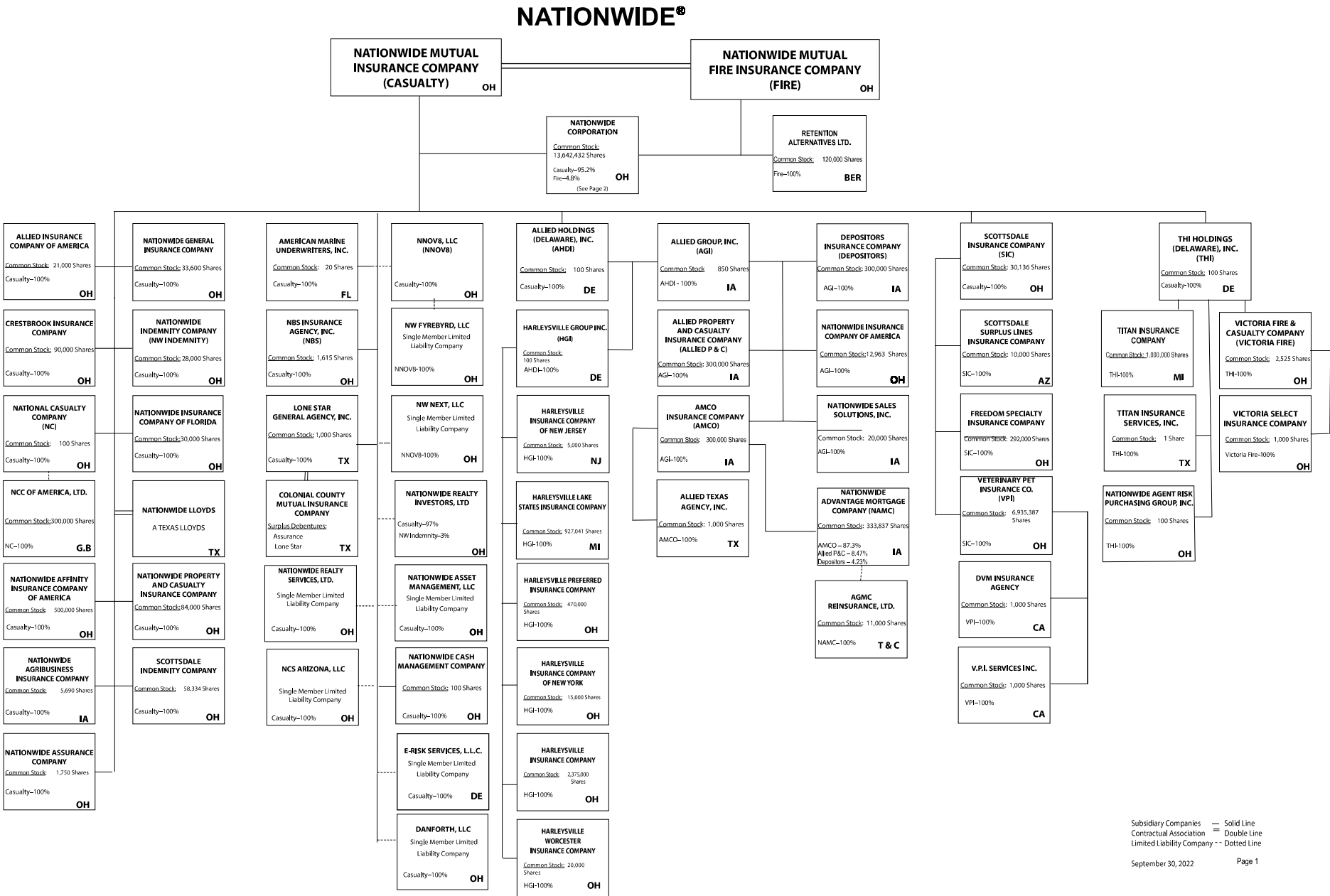
R - Registered - Non-domiciled RRGs

Q - Qualified - Qualified or accredited reinsurer.

N - None of the above - Not allowed to write business in the state4

STATEMENT AS OF SEPTEMBER 30, 2022 OF THE NATIONWIDE MUTUAL INSURANCE COMPANY

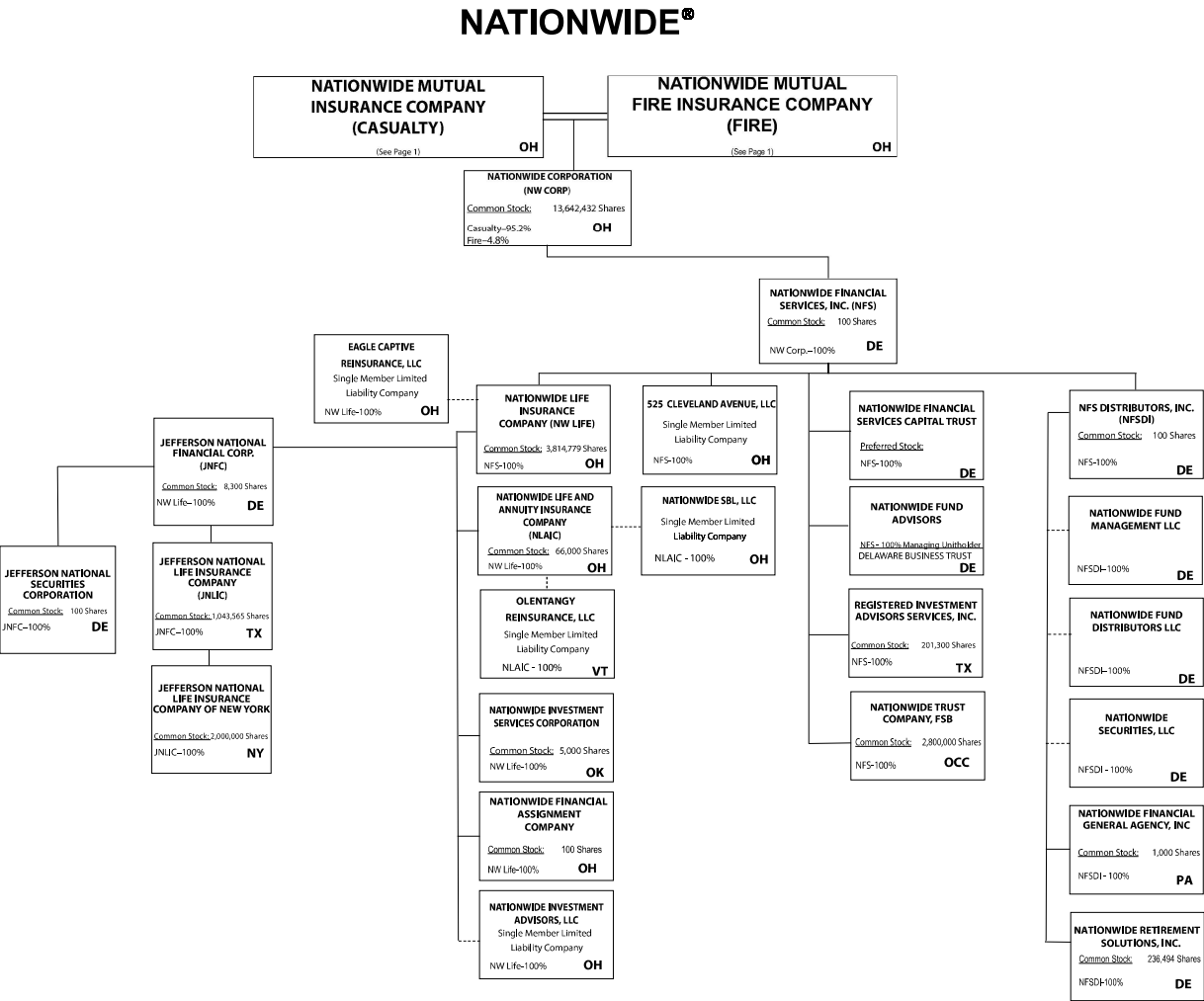
11



(Casualty/Fire subsidiaries)

STATEMENT AS OF SEPTEMBER 30, 2022 OF THE NATIONWIDE MUTUAL INSURANCE COMPANY

11.1



Subsidiary Companies — Solid Line
Contractual Association = Double Line
Limited Liability Company - - Dotted Line

(Nationwide Corp. subsidiaries)

STATEMENT AS OF SEPTEMBER 30, 2022 OF THE NATIONWIDE MUTUAL INSURANCE COMPANY

NATIONWIDE INSURANCE COMPANIES

NAIC Group Code	Group Name	NAIC Company Code	State of Domicile	Federal ID Number	Name of Company
0140	Nationwide	10127	OH	27-0114983	Allied Insurance Company of America
0140	Nationwide	42579	IA	42-1201931	Allied Property and Casualty Insurance Company
0140	Nationwide	19100	IA	42-6054959	AMCO Insurance Company
0140	Nationwide	29262	TX	74-1061659	Colonial County Mutual Insurance Company
0140	Nationwide	18961	OH	68-0066866	Crestbrook Insurance Company
0140	Nationwide	42587	IA	42-1207150	Depositors Insurance Company
0140	Nationwide	15821	OH	42-4523959	Eagle Captive Reinsurance, LLC
0140	Nationwide	22209	OH	75-6013587	Freedom Specialty Insurance Company
0140	Nationwide	23582	OH	41-0417250	Harleysville Insurance Company
0140	Nationwide	42900	NJ	23-2253669	Harleysville Insurance Company of New Jersey
0140	Nationwide	10674	OH	23-2864924	Harleysville Insurance Company of New York
0140	Nationwide	14516	MI	38-3198542	Harleysville Lake States Insurance Company
0140	Nationwide	35696	OH	23-2384978	Harleysville Preferred Insurance Company
0140	Nationwide	26182	OH	04-1989660	Harleysville Worcester Insurance Company
0140	Nationwide	64017	TX	75-0300900	Jefferson National Life Insurance Company
0140	Nationwide	15727	NY	47-1180302	Jefferson National Life Insurance Company of New York
0140	Nationwide	11991	OH	38-0865250	National Casualty Company
0140	Nationwide	26093	OH	48-0470690	Nationwide Affinity Insurance Company of America
0140	Nationwide	28223	IA	42-1015537	Nationwide Agribusiness Insurance Company
0140	Nationwide	10723	OH	95-0639970	Nationwide Assurance Company
0140	Nationwide	23760	OH	31-4425763	Nationwide General Insurance Company
0140	Nationwide	10070	OH	31-1399201	Nationwide Indemnity Company
0140	Nationwide	25453	OH	95-2130882	Nationwide Insurance Company of America
0140	Nationwide	10948	OH	31-1613686	Nationwide Insurance Company of Florida
0140	Nationwide	92657	OH	31-1000740	Nationwide Life and Annuity Insurance Company
0140	Nationwide	66869	OH	31-4156830	Nationwide Life Insurance Company
0140	Nationwide	42110	TX	75-1780981	Nationwide Lloyds
0140	Nationwide	23779	OH	31-4177110	Nationwide Mutual Fire Insurance Company
0140	Nationwide	23787	OH	31-4177100	Nationwide Mutual Insurance Company
0140	Nationwide	37877	OH	31-0970750	Nationwide Property & Casualty Insurance Company
0140	Nationwide	13999	VT	27-1712056	Olentangy Reinsurance, LLC
0140	Nationwide	15580	OH	31-1117969	Scottsdale Indemnity Company
0140	Nationwide	41297	OH	31-1024978	Scottsdale Insurance Company
0140	Nationwide	10672	AZ	86-0835870	Scottsdale Surplus Lines Insurance Company
0140	Nationwide	36269	MI	86-0619597	Titan Insurance Company
0140	Nationwide	42285	OH	95-3750113	Veterinary Pet Insurance Company
0140	Nationwide	42889	OH	34-1394913	Victoria Fire & Casualty Company
0140	Nationwide	10105	OH	34-1777972	Victoria Select Insurance Company

STATEMENT AS OF SEPTEMBER 30, 2022 OF THE NATIONWIDE MUTUAL INSURANCE COMPANY

SCHEDULE Y
PART 1A - DETAIL OF INSURANCE HOLDING COMPANY SYSTEM

1	2	3	4	5	6	7	8	9	10	11	12	13	14	15	16
Group Code	Group Name	NAIC Company Code	ID Number	Federal RSSD	CIK	Name of Securities Exchange if Publicly Traded (U.S. or International)	Names of Parent, Subsidiaries Or Affiliates	Domi-ciliary Location	Relation-ship to Reporting Entity	Directly Controlled by (Name of Entity/Person)	Type of Control (Ownership, Board, Management, Attorney-in-Fact, Influence, Other)	If Control is Ownership Provide Percen-tage	Ultimate Controlling Entity(ies)/Person(s)	Is an SCA Filing Re-quired? (Yes/No)	*
.0140	Nationwide		31-1486309				10 W. Nationwide, LLC	OH	NIA	Nationwide Realty Investors, Ltd.	Ownership	100.000	Nationwide Mutual Insurance Company	..NO	
.0140	Nationwide		31-1486309				1000 Yard Street, LLC	OH	NIA	Nationwide Realty Investors, Ltd.	Ownership	100.000	Nationwide Mutual Insurance Company	..NO	
.0140	Nationwide		31-1486309				1015 Long Street, LLC	OH	NIA	Nationwide Realty Investors, Ltd.	Ownership	100.000	Nationwide Mutual Insurance Company	..NO	
.0140	Nationwide		31-1486309				1050 Yard Street, LLC	OH	NIA	Nationwide Realty Investors, Ltd.	Ownership	100.000	Nationwide Mutual Insurance Company	..NO	
.0140	Nationwide		31-1486309				1125 Rail Street, LLC	OH	NIA	Nationwide Realty Investors, Ltd.	Ownership	100.000	Nationwide Mutual Insurance Company	..NO	
.0140	Nationwide		31-1733036				120 Acre Partners, LLC	DE	NIA	Nationwide Realty Investors, Ltd.	Ownership	95.000	Nationwide Mutual Insurance Company	..NO	1
.0140	Nationwide		20-4939866				1125 Yard Street, LLC	OH	NIA	NRI Equity Land Investments, LLC	Ownership	100.000	Nationwide Mutual Insurance Company	..NO	
.0140	Nationwide		20-4939867				1175 Bobcat, LLC	OH	NIA	NRI Equity Land Investments, LLC	Ownership	100.000	Nationwide Mutual Insurance Company	..NO	
.0140	Nationwide		26-2451988				1492 Capital, LLC	OH	NIA	Nationwide Mutual Insurance Company	Ownership	100.000	Nationwide Mutual Insurance Company	..NO	
.0140	Nationwide		31-1486309				111 Rivulon Boulevard, LLC	OH	NIA	NRI-Rivulon, LLC	Ownership	100.000	Nationwide Mutual Insurance Company	..NO	
.0140	Nationwide		31-1486309				155 Rivulon Boulevard, LLC	OH	NIA	NRI-Rivulon, LLC	Ownership	100.000	Nationwide Mutual Insurance Company	..NO	
.0140	Nationwide		31-1486309				161 Rivulon Boulevard, LLC	OH	NIA	NRI-Rivulon, LLC	Ownership	100.000	Nationwide Mutual Insurance Company	..NO	
.0140	Nationwide		31-1580283				170 Marconi, LLC	OH	NIA	NID Investments, LLC	Ownership	100.000	Nationwide Mutual Insurance Company	..NO	
.0140	Nationwide		31-1580283				245 Parks Edge Place, LLC	OH	NIA	NID Investments, LLC	Ownership	100.000	Nationwide Mutual Insurance Company	..NO	
.0140	Nationwide		31-1486309				275 Rivulon Boulevard, LLC	OH	NIA	NRI-Rivulon, LLC	Ownership	100.000	Nationwide Mutual Insurance Company	..NO	
.0140	Nationwide		31-1486309				300 Rivulon Boulevard, LLC	OH	NIA	NRI-Rivulon, LLC	Ownership	100.000	Nationwide Mutual Insurance Company	..NO	
.0140	Nationwide		31-1486309				310 Rivulon Boulevard, LLC	OH	NIA	NRI-Rivulon, LLC	Ownership	100.000	Nationwide Mutual Insurance Company	..NO	
.0140	Nationwide		31-1486309				343 N. Front, LLC	OH	NIA	Nationwide Realty Investors, Ltd.	Ownership	100.000	Nationwide Mutual Insurance Company	..NO	
.0140	Nationwide		31-1486309				400 Rivulon Boulevard, LLC	OH	NIA	NRI-Rivulon, LLC	Ownership	100.000	Nationwide Mutual Insurance Company	..NO	
.0140	Nationwide		31-1580283				400 West Nationwide Boulevard, LLC	OH	NIA	NID Investments, LLC	Ownership	100.000	Nationwide Mutual Insurance Company	..NO	
.0140	Nationwide		31-1486309				410 Rivulon Boulevard, LLC	OH	NIA	NRI-Rivulon, LLC	Ownership	100.000	Nationwide Mutual Insurance Company	..NO	
.0140	Nationwide		31-1580283				425 West Nationwide Boulevard, LLC	OH	NIA	NID Investments, LLC	Ownership	100.000	Nationwide Mutual Insurance Company	..NO	
.0140	Nationwide		31-1486309				44 Chestnut, LLC	OH	NIA	Nationwide Realty Investors, Ltd.	Ownership	100.000	Nationwide Mutual Insurance Company	..NO	
.0140	Nationwide		38-4118665				500 Neil Avenue, LLC	OH	NIA	NID HP, LLC	Ownership	100.000	Nationwide Mutual Insurance Company	..NO	
.0140	Nationwide		38-4118665				515 Kilbourne Street, LLC	OH	NIA	NID HP, LLC	Ownership	100.000	Nationwide Mutual Insurance Company	..NO	
.0140	Nationwide		87-1954007				525 Cleveland Avenue, LLC	OH	NIA	Nationwide Financial Services, Inc.	Ownership	100.000	Nationwide Mutual Insurance Company	..NO	
.0140	Nationwide		20-4939866				735 Bobcat Avenue, LLC	OH	NIA	GVY Residential, LLC	Ownership	100.000	Nationwide Mutual Insurance Company	..NO	
.0140	Nationwide		31-1486309				75 Rivulon Boulevard, LLC	OH	NIA	NRI-Rivulon, LLC	Ownership	100.000	Nationwide Mutual Insurance Company	..NO	
.0140	Nationwide		20-4939866				775 Yard Street, LLC	OH	NIA	NRI Equity Land Investments, LLC	Ownership	100.000	Nationwide Mutual Insurance Company	..NO	
.0140	Nationwide		20-4939866				777 Swan Street, LLC	OH	NIA	NRI Equity Land Investments, LLC	Ownership	100.000	Nationwide Mutual Insurance Company	..NO	
.0140	Nationwide		20-4939866				780 Yard Street, LLC	OH	NIA	NRI Equity Land Investments, LLC	Ownership	100.000	Nationwide Mutual Insurance Company	..NO	
.0140	Nationwide		20-4939866				795 Rail Street, LLC	OH	NIA	NRI Equity Land Investments, LLC	Ownership	100.000	Nationwide Mutual Insurance Company	..NO	
.0140	Nationwide		20-4939866				800 Bobcat Avenue, LLC	OH	NIA	NRI Equity Land Investments, LLC	Ownership	100.000	Nationwide Mutual Insurance Company	..NO	
.0140	Nationwide		20-4939866				800 Goodale Boulevard, LLC	OH	NIA	NRI Equity Land Investments, LLC	Ownership	100.000	Nationwide Mutual Insurance Company	..NO	
.0140	Nationwide		20-4939866				800 Yard Street, LLC	OH	NIA	NRI Equity Land Investments, LLC	Ownership	100.000	Nationwide Mutual Insurance Company	..NO	
.0140	Nationwide		20-4939866				805 Bobcat Avenue, LLC	OH	NIA	GVY Residential, LLC	Ownership	100.000	Nationwide Mutual Insurance Company	..NO	
.0140	Nationwide		20-4939866				808 Yard Street, LLC	OH	NIA	GVY Residential, LLC	Ownership	100.000	Nationwide Mutual Insurance Company	..NO	
.0140	Nationwide		20-4939866				820 Goodale Boulevard, LLC	OH	NIA	NRI Equity Land Investments, LLC	Ownership	100.000	Nationwide Mutual Insurance Company	..NO	
.0140	Nationwide		20-4939866				822 Williams Avenue, LLC	OH	NIA	GVY Residential, LLC	Ownership	100.000	Nationwide Mutual Insurance Company	..NO	
.0140	Nationwide		20-4939866				825 Junction Way, LLC	OH	NIA	GVY Residential, LLC	Ownership	100.000	Nationwide Mutual Insurance Company	..NO	
.0140	Nationwide		20-4939866				828 Bobcat Avenue, LLC	OH	NIA	NRI Equity Land Investments, LLC	Ownership	100.000	Nationwide Mutual Insurance Company	..NO	
.0140	Nationwide		20-4939866				840 Third Avenue, LLC	OH	NIA	NRI Equity Land Investments, LLC	Ownership	100.000	Nationwide Mutual Insurance Company	..NO	
.0140	Nationwide		20-4939866				840 Yard Street, LLC	OH	NIA	GVY Residential, LLC	Ownership	100.000	Nationwide Mutual Insurance Company	..NO	
.0140	Nationwide		20-4939866				845 Yard Street, LLC	OH	NIA	GVY Residential, LLC	Ownership	100.000	Nationwide Mutual Insurance Company	..NO	
.0140	Nationwide		20-4939866				855 Third Avenue, LLC	OH	NIA	NRI Equity Land Investments, LLC	Ownership	100.000	Nationwide Mutual Insurance Company	..NO	
.0140	Nationwide		20-4939866				860 Third Avenue, LLC	OH	NIA	NRI Equity Land Investments, LLC	Ownership	100.000	Nationwide Mutual Insurance Company	..NO	
.0140	Nationwide		20-4939866				880 Third Avenue, LLC	OH	NIA	NRI Equity Land Investments, LLC	Ownership	100.000	Nationwide Mutual Insurance Company	..NO	
.0140	Nationwide		20-4939866				880 Yard Street, LLC	OH	NIA	GVY Residential, LLC	Ownership	100.000	Nationwide Mutual Insurance Company	..NO	
.0140	Nationwide		20-4939866				895 W. Third Avenue, LLC	OH	NIA	NRI Equity Land Investments, LLC	Ownership	100.000	Nationwide Mutual Insurance Company	..NO	
.0140	Nationwide		20-4939866				950 Dorchester Way, LLC	OH	NIA	GVY Residential, LLC	Ownership	100.000	Nationwide Mutual Insurance Company	..NO	
.0140	Nationwide		20-4939866				950 Goodale Boulevard, LLC	OH	NIA	NRI Equity Land Investments, LLC	Ownership	100.000	Nationwide Mutual Insurance Company	..NO	
.0140	Nationwide		31-1486309				960 Bobcat Avenue, LLC	OH	NIA	Nationwide Realty Investors, Ltd.	Ownership	100.000	Nationwide Mutual Insurance Company	..NO	
.0140	Nationwide		31-1486309				975 Rail Street, LLC	OH	NIA	Nationwide Realty Investors, Ltd.	Ownership	100.000	Nationwide Mutual Insurance Company	..NO	
.0140	Nationwide		31-1486309				995 Yard Street, LLC	OH	NIA	Nationwide Realty Investors, Ltd.	Ownership	100.000	Nationwide Mutual Insurance Company	..NO	

STATEMENT AS OF SEPTEMBER 30, 2022 OF THE NATIONWIDE MUTUAL INSURANCE COMPANY

SCHEDULE Y
PART 1A - DETAIL OF INSURANCE HOLDING COMPANY SYSTEM

1	2	3	4	5	6	7	8	9	10	11	12	13	14	15	16
Group Code	Group Name	NAIC Company Code	ID Number	Federal RSSD	CIK	Name of Securities Exchange if Publicly Traded (U.S. or International)	Names of Parent, Subsidiaries Or Affiliates	Domi-ciliary Location	Relation-ship to Reporting Entity	Directly Controlled by (Name of Entity/Person)	Type of Control (Ownership, Board, Management, Attorney-in-Fact, Influence, Other)	If Control is Ownership Provide Percen-tage	Ultimate Controlling Entity(ies)/Person(s)	Is an SCA Filing Re-quired? (Yes/No)	*
.0140	Nationwide		31-1486309				18555 Claret Drive, LLC	OH	NIA	NRI Cavasson, LLC	Ownership	100.000	Nationwide Mutual Insurance Company	NO	
.0140	Nationwide		31-1486309				18615 Claret Drive, LLC	OH	NIA	NRI Cavasson, LLC	Ownership	100.000	Nationwide Mutual Insurance Company	NO	
.0140	Nationwide		31-1486309				18700 Hayden Road, LLC	OH	NIA	NRI Cavasson, LLC	Ownership	100.000	Nationwide Mutual Insurance Company	NO	
.0140	Nationwide		31-1486309				18750 Hayden Road, LLC	OH	NIA	NRI Cavasson, LLC	Ownership	100.000	Nationwide Mutual Insurance Company	NO	
.0140	Nationwide		31-1580283				AD DORA, LLC	OH	NIA	NWD Investments, LLC	Ownership	100.000	Nationwide Mutual Insurance Company	NO	
.0140	Nationwide		31-1580283				ADTV, LLC	OH	NIA	NWD Investments, LLC	Ownership	100.000	Nationwide Mutual Insurance Company	NO	
.0140	Nationwide		52-2227314				AGMC Reinsurance, Ltd.	TCA	NIA	Nationwide Advantage Mortgage Company	Ownership	100.000	Nationwide Mutual Insurance Company	NO	
.0140	Nationwide		42-0958655				ALLIED Group, Inc.	IA	IA	Allied Holdings (Delaware), Inc.	Ownership	100.000	Nationwide Mutual Insurance Company	NO	
.0140	Nationwide		46-4628790				Allied Holdings (Delaware), Inc.	DE	IA	Nationwide Mutual Insurance Company	Ownership	100.000	Nationwide Mutual Insurance Company	YES	
.0140	Nationwide	10127	27-0114983				ALLIED Insurance Company of America	OH	IA	Nationwide Mutual Insurance Company	Ownership	100.000	Nationwide Mutual Insurance Company	NO	
							ALLIED Property and Casualty Insurance Company	IA	IA	ALLIED Group, Inc.	Ownership	100.000	Nationwide Mutual Insurance Company	NO	
.0140	Nationwide	42579	42-1201931				ALLIED Texas Agency, Inc.	TX	IA	AMCO Insurance Company	Ownership	100.000	Nationwide Mutual Insurance Company	NO	
.0140	Nationwide	19100	42-6054959				AMCO Insurance Company	IA	IA	ALLIED Group, Inc.	Ownership	100.000	Nationwide Mutual Insurance Company	NO	
.0140	Nationwide		59-1031596				American Marine Underwriters, Inc.	FL	NIA	Nationwide Mutual Insurance Company	Ownership	100.000	Nationwide Mutual Insurance Company	NO	
.0140	Nationwide		81-4532504				American Tax Credit Fund 2017-A, LLC	OH	NIA	Nationwide Life Insurance Company	Ownership	100.000	Nationwide Mutual Insurance Company	NO	
.0140	Nationwide		82-2001573				American Tax Credit Fund 2017-B, LLC	OH	NIA	Nationwide Life Insurance Company	Ownership	100.000	Nationwide Mutual Insurance Company	NO	
.0140	Nationwide		82-4591498				American Tax Credit Fund 2018-A, LLC	OH	NIA	Nationwide Life Insurance Company	Ownership	100.000	Nationwide Mutual Insurance Company	NO	
.0140	Nationwide		83-0606592				American Tax Credit Fund 2018-B, LLC	OH	NIA	Nationwide Life Insurance Company	Ownership	100.000	Nationwide Mutual Insurance Company	NO	
.0140	Nationwide		83-0620232				American Tax Credit Fund 2018-C, LLC	OH	NIA	Nationwide Life Insurance Company	Ownership	100.000	Nationwide Mutual Insurance Company	NO	
.0140	Nationwide		83-3900932				American Tax Credit Fund 2019-A, LLC	OH	NIA	Nationwide Life Insurance Company	Ownership	100.000	Nationwide Mutual Insurance Company	NO	
.0140	Nationwide		83-3953721				American Tax Credit Fund 2019-B, LLC	OH	NIA	Nationwide Life Insurance Company	Ownership	100.000	Nationwide Mutual Insurance Company	NO	
.0140	Nationwide		84-3443067				American Tax Credit Fund 2020-A, LLC	OH	NIA	Nationwide Life Insurance Company	Ownership	100.000	Nationwide Mutual Insurance Company	NO	
.0140	Nationwide		85-2359702				American Tax Credit Fund 2020-B, LLC	OH	NIA	Nationwide Life Insurance Company	Ownership	100.000	Nationwide Mutual Insurance Company	NO	
							American Tax Credit Fund 2021-A, LLC (fka American Tax Credit Fund 2020-C, LLC)	OH	NIA	Nationwide Life Insurance Company	Ownership	100.000	Nationwide Mutual Insurance Company	NO	
.0140	Nationwide		86-2502912				American Tax Credit Fund 2021-B, LLC	OH	NIA	Nationwide Life Insurance Company	Ownership	100.000	Nationwide Mutual Insurance Company	NO	
.0140	Nationwide		87-1349942				American Tax Credit Fund 2021-C, LLC	OH	NIA	Nationwide Life Insurance Company	Ownership	100.000	Nationwide Mutual Insurance Company	NO	
.0140	Nationwide		87-4753681				American Tax Credit Fund 2022-A, LLC	OH	NIA	Nationwide Life Insurance Company	Ownership	100.000	Nationwide Mutual Insurance Company	NO	
.0140	Nationwide		87-4771309				American Tax Credit Fund 2022-B, LLC	OH	NIA	Nationwide Life Insurance Company	Ownership	100.000	Nationwide Mutual Insurance Company	NO	
.0140	Nationwide		31-1580283				Arena District CA I, LLC	OH	NIA	NWD Investments, LLC	Ownership	100.000	Nationwide Mutual Insurance Company	NO	
			90-0280710				Arena District Owners Association	OH	OTH	Other non-Nationwide	n/a		Other non-Nationwide	NO	2
.0140	Nationwide		31-1486309				Ballantrae Woods, LLC	OH	NIA	Nationwide Realty Investors, Ltd.	Ownership	100.000	Nationwide Mutual Insurance Company	NO	
.0140	Nationwide		31-1486309				Cavasson Hotel, LLC	OH	NIA	Cavasson Hotel Holdings, LLC	Ownership	100.000	Nationwide Mutual Insurance Company	NO	
.0140	Nationwide		31-1486309				Cavasson Hotel Holdings, LLC	OH	NIA	NRI Cavasson, LLC	Ownership	100.000	Nationwide Mutual Insurance Company	NO	
.0140	Nationwide		20-1618232				CNRI-Cannonsport Condominium, LLC	OH	NIA	CNRI-Cannonsport, LLC	Ownership	100.000	Nationwide Mutual Insurance Company	NO	
.0140	Nationwide		20-1618232				CNRI-Cannonsport, LLC	OH	NIA	Nationwide Realty Investors, Ltd.	Ownership	100.000	Nationwide Mutual Insurance Company	NO	
.0140	Nationwide	29262	74-1061659				Colonial County Mutual Insurance Company	TX	IA	Other non-Nationwide	contract		Other non-Nationwide	NO	2
.0140	Nationwide		31-1486309				Cottages at Hyatts LLC	OH	NIA	Nationwide Realty Investors, Ltd.	Ownership	100.000	Nationwide Mutual Insurance Company	NO	
.0140	Nationwide	18961	68-0066866				Crestbrook Insurance Company	OH	IA	Nationwide Mutual Insurance Company	Ownership	100.000	Nationwide Mutual Insurance Company	NO	
.0140	Nationwide		31-1486309				Crewville, Ltd.	OH	NIA	Nationwide Realty Investors, Ltd.	Ownership	100.000	Nationwide Mutual Insurance Company	NO	
.0140	Nationwide		84-5052608				Danforth, LLC	OH	NIA	Nationwide Mutual Insurance Company	Ownership	100.000	Nationwide Mutual Insurance Company	NO	
.0140	Nationwide	42587	42-1207150				Depositors Insurance Company	IA	IA	ALLIED Group, Inc.	Ownership	100.000	Nationwide Mutual Insurance Company	NO	
							Discover Affordable Housing Investment Fund I LLC	OH	OTH	Other non-Nationwide	n/a	0.000	Other non-Nationwide	NO	2
.0140	Nationwide		46-4104813				DWM Insurance Agency	CA	NIA	Veterinary Pet Insurance Company	Ownership	100.000	Nationwide Mutual Insurance Company	NO	
.0140	Nationwide	15821	33-0096671				Eagle Captive Reinsurance, LLC	OH	IA	Nationwide Life Insurance Company	Ownership	100.000	Nationwide Mutual Insurance Company	NO	
.0140	Nationwide		47-4523959				E-Risk Services, L.L.C.	DE	NIA	Nationwide Mutual Insurance Company	Ownership	100.000	Nationwide Mutual Insurance Company	NO	
.0140	Nationwide	22209	26-3260559				Freedom Specialty Insurance Company	OH	IA	Scottsdale Insurance Company	Ownership	100.000	Nationwide Mutual Insurance Company	NO	
.0140	Nationwide		75-6013587				Grandview Yard Hotel Holdings, LLC	OH	NIA	NRI Equity Land Investments, LLC	Ownership	100.000	Nationwide Mutual Insurance Company	NO	
.0140	Nationwide		20-4939866				Grandview Yard Hotel, LLC	OH	NIA	Grandview Yard Hotel Holdings, LLC	Ownership	100.000	Nationwide Mutual Insurance Company	NO	
.0140	Nationwide		20-4939866				GVY Residential, LLC	OH	NIA	NRI Equity Land Investments, LLC	Ownership	100.000	Nationwide Mutual Insurance Company	NO	
.0140	Nationwide		20-4939866				Harlem Road Developers, LLC	OH	NIA	Nationwide Realty Investors, Ltd.	Ownership	100.000	Nationwide Mutual Insurance Company	NO	
.0140	Nationwide		31-1486309				Harleysville Group Inc.	DE	NIA	Allied Holdings (Delaware), Inc.	Ownership	100.000	Nationwide Mutual Insurance Company	NO	

STATEMENT AS OF SEPTEMBER 30, 2022 OF THE NATIONWIDE MUTUAL INSURANCE COMPANY

SCHEDULE Y
PART 1A - DETAIL OF INSURANCE HOLDING COMPANY SYSTEM

1	2	3	4	5	6	7	8	9	10	11	12	13	14	15	16
Group Code	Group Name	NAIC Company Code	ID Number	Federal RSSD	CIK	Name of Securities Exchange if Publicly Traded (U.S. or International)	Names of Parent, Subsidiaries Or Affiliates	Domi-ciliary Location	Relation-ship to Reporting Entity	Directly Controlled by (Name of Entity/Person)	Type of Control (Ownership, Board, Management, Attorney-in-Fact, Influence, Other)	If Control is Owner-ship Provide Percen-tage	Ultimate Controlling Entity(ies)/Person(s)	Is an SCA Filing Re-quired? (Yes/No)	*
.0140	Nationwide	23582	41-0417250				Harleysville Insurance Company Harleysville Insurance Company of New Jersey	OH	IA	Harleysville Group, Inc.	Ownership	100.000	Nationwide Mutual Insurance Company	NO	
.0140	Nationwide	42900	23-2253669				Harleysville Insurance Company of New Jersey	NJ	IA	Harleysville Group, Inc.	Ownership	100.000	Nationwide Mutual Insurance Company	NO	
.0140	Nationwide	10674	23-2864924				Harleysville Insurance Company of New York	OH	IA	Harleysville Group, Inc.	Ownership	100.000	Nationwide Mutual Insurance Company	NO	
.0140	Nationwide	14516	38-3198542				Harleysville Lake States Insurance Company	MI	IA	Harleysville Group, Inc.	Ownership	100.000	Nationwide Mutual Insurance Company	NO	
.0140	Nationwide	35696	23-2384978				Harleysville Preferred Insurance Company	OH	IA	Harleysville Group, Inc.	Ownership	100.000	Nationwide Mutual Insurance Company	NO	
.0140	Nationwide	26182	04-1989660				Harleysville Worcester Insurance Company	OH	IA	Harleysville Group, Inc.	Ownership	100.000	Nationwide Mutual Insurance Company	NO	
.0140	Nationwide		20-3289512				Jefferson National Financial Corp.	DE	NIA	Nationwide Life Insurance Company	Ownership	100.000	Nationwide Mutual Insurance Company	YES	
.0140	Nationwide	64017	75-0300900				Jefferson National Life Insurance Company	TX	IA	Jefferson National Financial Corporation	Ownership	100.000	Nationwide Mutual Insurance Company	NO	
.0140	Nationwide						Jefferson National Life Insurance Company of New York	NY	IA	Jefferson National Life Insurance Company	Ownership	100.000	Nationwide Mutual Insurance Company	NO	
.0140	Nationwide	15727	47-1180302				Jefferson National Securities Corporation	DE	NIA	Jefferson National Financial Corporation	Ownership	100.000	Nationwide Mutual Insurance Company	NO	
.0140	Nationwide		61-1340595				Jerome Village Company, LLC	OH	NIA	Nationwide Realty Investors, Ltd.	Ownership	100.000	Nationwide Mutual Insurance Company	NO	
.0140	Nationwide		31-1486309				Jerome Village Company, LLC	OH	NIA	Nationwide Realty Investors, Ltd.	Ownership	100.000	Nationwide Mutual Insurance Company	NO	
.0140	Nationwide		31-1486309				JV Developers, LLC	OH	NIA	Nationwide Realty Investors, Ltd.	Ownership	100.000	Nationwide Mutual Insurance Company	NO	
.0140	Nationwide		74-1395229				Lone Star General Agency, Inc.	TX	IA	Nationwide Mutual Insurance Company	Ownership	100.000	Nationwide Mutual Insurance Company	NO	
.0140	Nationwide	11991	38-0865250				National Casualty Company	OH	IA	Nationwide Mutual Insurance Company	Ownership	100.000	Nationwide Mutual Insurance Company	NO	
.0140	Nationwide						National Casualty Company of America, Ltd.	GBR	IA	National Casualty Company	Ownership	100.000	Nationwide Mutual Insurance Company	NO	
.0140	Nationwide		42-1154244				Nationwide Advantage Mortgage Company	IA	NIA	AIMCO Insurance Company	Ownership	87.300	Nationwide Mutual Insurance Company	YES	1
.0140	Nationwide		42-1154244				Nationwide Advantage Mortgage Company	IA	NIA	ALLIED Property & Casualty Insurance Company	Ownership	8.470	Nationwide Mutual Insurance Company	YES	1
.0140	Nationwide		42-1154244				Nationwide Advantage Mortgage Company	IA	NIA	Depositors Insurance Company	Ownership	4.230	Nationwide Mutual Insurance Company	YES	1
.0140	Nationwide	26093	48-0470690				Nationwide Affinity Insurance Company of America	OH	IA	Nationwide Mutual Insurance Company	Ownership	100.000	Nationwide Mutual Insurance Company	NO	
.0140	Nationwide	28223	42-1015537				Nationwide Agribusiness Insurance Company	IA	IA	Nationwide Mutual Insurance Company	Ownership	100.000	Nationwide Mutual Insurance Company	NO	
.0140	Nationwide		31-1578869				Nationwide Arena, LLC	OH	NIA	NRI Arena, LLC	Ownership	90.000	Nationwide Mutual Insurance Company	NO	1
.0140	Nationwide		20-8670712				Nationwide Asset Management, LLC	OH	NIA	Nationwide Mutual Insurance Company	Ownership	100.000	Nationwide Mutual Insurance Company	NO	
.0140	Nationwide	10723	95-0639970				Nationwide Assurance Company	OH	IA	Nationwide Mutual Insurance Company	Ownership	100.000	Nationwide Mutual Insurance Company	NO	
.0140	Nationwide		31-1036287				Nationwide Cash Management Company	OH	NIA	Nationwide Mutual Insurance Company	Ownership	100.000	Nationwide Mutual Insurance Company	NO	
.0140	Nationwide		31-4416546				Nationwide Corporation	OH	NIA	Nationwide Mutual Insurance Company	Ownership	95.200	Nationwide Mutual Insurance Company	YES	1
.0140	Nationwide		31-4416546				Nationwide Corporation	OH	NIA	Nationwide Mutual Fire Insurance Company	Ownership	4.800	Nationwide Mutual Insurance Company	YES	1
.0140	Nationwide		31-1667326				Nationwide Financial Assignment Company	OH	NIA	Nationwide Life Insurance Company	Ownership	100.000	Nationwide Mutual Insurance Company	NO	
.0140	Nationwide		23-2412039				Nationwide Financial General Agency, Inc.	PA	NIA	NFS Distributors, Inc.	Ownership	100.000	Nationwide Mutual Insurance Company	NO	
.0140	Nationwide		31-6554353				Nationwide Financial Services Capital Trust	DE	NIA	Nationwide Financial Services, Inc.	Ownership	100.000	Nationwide Mutual Insurance Company	NO	
.0140	Nationwide		31-1486870				Nationwide Financial Services, Inc.	DE	NIA	Nationwide Corporation	Ownership	100.000	Nationwide Mutual Insurance Company	NO	
.0140	Nationwide		52-6969857				Nationwide Fund Advisors	DE	NIA	Nationwide Financial Services, Inc.	Ownership	100.000	Nationwide Mutual Insurance Company	NO	
.0140	Nationwide		31-1748721				Nationwide Fund Distributors LLC	DE	NIA	NFS Distributors, Inc.	Ownership	100.000	Nationwide Mutual Insurance Company	NO	
.0140	Nationwide		31-0900518				Nationwide Fund Management LLC	DE	NIA	NFS Distributors, Inc.	Ownership	100.000	Nationwide Mutual Insurance Company	NO	
.0140	Nationwide	23760	31-4425763				Nationwide General Insurance Company	OH	IA	Nationwide Mutual Insurance Company	Ownership	100.000	Nationwide Mutual Insurance Company	NO	
.0140	Nationwide	10070	31-1399201				Nationwide Indemnity Company	OH	IA	Nationwide Mutual Insurance Company	Ownership	100.000	Nationwide Mutual Insurance Company	NO	
.0140	Nationwide	25453	95-2130882				Nationwide Insurance Company of America	OH	IA	ALLIED Group, Inc.	Ownership	100.000	Nationwide Mutual Insurance Company	NO	
.0140	Nationwide	10948	31-1613686				Nationwide Insurance Company of Florida	OH	IA	Nationwide Mutual Insurance Company	Ownership	100.000	Nationwide Mutual Insurance Company	NO	
.0140	Nationwide		41-2206199				Nationwide Investment Advisors, LLC	OH	NIA	Nationwide Life Insurance Company	Ownership	100.000	Nationwide Mutual Insurance Company	NO	
.0140	Nationwide		73-0988442				Nationwide Investment Services Corporation	OK	NIA	Nationwide Life Insurance Company	Ownership	100.000	Nationwide Mutual Insurance Company	YES	
.0140	Nationwide						Nationwide Life and Annuity Insurance Company	OH	IA	Nationwide Life Insurance Company	Ownership	100.000	Nationwide Mutual Insurance Company	NO	
.0140	Nationwide	92657	31-1000740				Nationwide Life Insurance Company	OH	IA	Nationwide Financial Services, Inc.	Ownership	100.000	Nationwide Mutual Insurance Company	NO	
.0140	Nationwide	66869	31-4156830				Nationwide Life Insurance Company	OH	IA	Nationwide Financial Services, Inc.	Ownership	100.000	Nationwide Mutual Insurance Company	NO	
.0140	Nationwide		13-4212969				Nationwide Life Tax Credit Partners 2002-A, LLC	OH	NIA	Nationwide Life Insurance Company	Other	0.010	Nationwide Mutual Insurance Company	NO	1
.0140	Nationwide		01-0749754				Nationwide Life Tax Credit Partners 2002-B, LLC	OH	NIA	Nationwide Life Insurance Company	Other	0.010	Nationwide Mutual Insurance Company	NO	1
.0140	Nationwide		54-2113175				Nationwide Life Tax Credit Partners 2003-A, LLC	OH	NIA	Nationwide Life Insurance Company	Other	0.010	Nationwide Mutual Insurance Company	NO	1
.0140	Nationwide		58-2672725				Nationwide Life Tax Credit Partners 2003-B, LLC	OH	NIA	Nationwide Life Insurance Company	Other	0.010	Nationwide Mutual Insurance Company	NO	1

STATEMENT AS OF SEPTEMBER 30, 2022 OF THE NATIONWIDE MUTUAL INSURANCE COMPANY

SCHEDULE Y
PART 1A - DETAIL OF INSURANCE HOLDING COMPANY SYSTEM

1	2	3	4	5	6	7	8	9	10	11	12	13	14	15	16
Group Code	Group Name	NAIC Company Code	ID Number	Federal RSSD	CIK	Name of Securities Exchange if Publicly Traded (U.S. or International)	Names of Parent, Subsidiaries Or Affiliates	Domi-ciliary Location	Relation-ship to Reporting Entity	Directly Controlled by (Name of Entity/Person)	Type of Control (Ownership, Board, Management, Attorney-in-Fact, Influence, Other)	If Control is Ownership Provide Percen-tage	Ultimate Controlling Entity(ies)/Person(s)	Is an SCA Filing Re-quired? (Yes/No)	*
.0140	Nationwide		20-0382144				Nationwide Life Tax Credit Partners 2004-A, LLC	.OH	NIA	Nationwide Life Insurance Company	Other	0.010	Nationwide Mutual Insurance Company	.NO	.1
.0140	Nationwide		20-0745965				Nationwide Life Tax Credit Partners 2004-C, LLC	.OH	NIA	Nationwide Life Insurance Company	Other	0.010	Nationwide Mutual Insurance Company	.NO	.1
.0140	Nationwide		20-1918935				Nationwide Life Tax Credit Partners 2004-F, LLC	.OH	NIA	Nationwide Life Insurance Company	Other	0.010	Nationwide Mutual Insurance Company	.NO	.1
.0140	Nationwide		20-2303694				Nationwide Life Tax Credit Partners 2005-A, LLC	.OH	NIA	Nationwide Life Insurance Company	Other	0.010	Nationwide Mutual Insurance Company	.NO	.1
.0140	Nationwide		20-2303602				Nationwide Life Tax Credit Partners 2005-B, LLC	.OH	NIA	Nationwide Life Insurance Company	Other	0.010	Nationwide Mutual Insurance Company	.NO	.1
.0140	Nationwide		20-2450960				Nationwide Life Tax Credit Partners 2005-C, LLC	.OH	NIA	Nationwide Life Insurance Company	Other	0.010	Nationwide Mutual Insurance Company	.NO	.1
.0140	Nationwide		20-2774223				Nationwide Life Tax Credit Partners 2005-E, LLC	.OH	NIA	Nationwide Life Insurance Company	Other	0.010	Nationwide Mutual Insurance Company	.NO	.1
.0140	Nationwide		21-1288836				Nationwide Life Tax Credit Partners 2007-A, LLC	.OH	NIA	Nationwide Life Insurance Company	Other	0.010	Nationwide Mutual Insurance Company	.NO	.1
.0140	Nationwide		27-1362364				Nationwide Life Tax Credit Partners 2009-I, LLC	.OH	NIA	Nationwide Life Insurance Company	Other	0.010	Nationwide Mutual Insurance Company	.NO	.1
.0140	Nationwide		45-0469525				Nationwide Life Tax Credit Partners No. 1, LLC	.OH	NIA	Nationwide Life Insurance Company	Other	0.010	Nationwide Mutual Insurance Company	.NO	.1
.0140	Nationwide	42110	75-1780981				Nationwide Lloyds	.TX	IA	n/a	contract		Nationwide Mutual Insurance Company	.NO	.2
.0140	Nationwide		42-1373380				Nationwide Sales Solutions, Inc. (fka	.IA	NIA	ALLIED Group, Inc.	Ownership	100.000	Nationwide Mutual Insurance Company	.NO	
.0140	Nationwide		75-3191025				Nationwide Member Solutions Agency Inc.)	.OH	NIA	Nationwide Mutual Insurance Company	Ownership	100.000	Nationwide Mutual Insurance Company	.NO	
.0140	Nationwide	23779	31-4177110				Nationwide Mutual Capital, LLC	.OH	IA	Other non-Nationwide	n/a		Other non-Nationwide	.NO	.2
.0140	Nationwide	23787	31-4177100				Nationwide Mutual Fire Insurance Company	.OH	RE	Other non-Nationwide	n/a		Other non-Nationwide	.NO	.2
.0140	Nationwide		34-2012765				Nationwide Mutual Insurance Company	.OH	NIA	Nationwide Mutual Insurance Company	Ownership	100.000	Nationwide Mutual Insurance Company	.NO	
.0140	Nationwide	37877	31-0970750				Nationwide Private Equity Fund, LLC	.OH	NIA	Nationwide Mutual Insurance Company	Ownership	100.000	Nationwide Mutual Insurance Company	.NO	
.0140	Nationwide		31-1486309				Nationwide Property and Casualty Insurance Company	.OH	IA	Nationwide Mutual Insurance Company	Ownership	100.000	Nationwide Mutual Insurance Company	.NO	
.0140	Nationwide		31-1486309				Nationwide Realty Investors, Ltd.	.OH	NIA	Nationwide Mutual Insurance Company	Ownership	97.000	Nationwide Mutual Insurance Company	.NO	.1
.0140	Nationwide		31-1486309				Nationwide Realty Investors, Ltd.	.OH	NIA	Nationwide Indemnity Company	Ownership	3.000	Nationwide Mutual Insurance Company	.NO	.1
.0140	Nationwide		31-1486309				Nationwide Realty Management, LLC	.OH	NIA	Nationwide Realty Investors, Ltd.	Ownership	100.000	Nationwide Mutual Insurance Company	.NO	
.0140	Nationwide						Nationwide Realty Services, Ltd.	.OH	NIA	Nationwide Mutual Insurance Company	Ownership	100.000	Nationwide Mutual Insurance Company	.NO	
.0140	Nationwide		73-0948330				Nationwide Retirement Solutions, Inc.	.DE	NIA	NFS Distributors, Inc.	Ownership	100.000	Nationwide Mutual Insurance Company	.NO	
.0140	Nationwide		83-2250056				Nationwide SBL, LLC	.OH	NIA	Nationwide Life and Annuity Insurance Company	Ownership	100.000	Nationwide Mutual Insurance Company	.NO	
.0140	Nationwide		36-2434406				Nationwide Securities, LLC	.OH	NIA	NFS Distributors, Inc.	Ownership	100.000	Nationwide Mutual Insurance Company	.NO	
.0140	Nationwide		46-1952215				Nationwide Tax Credit Partners 2013-A, LLC	.OH	NIA	Nationwide Life Insurance Company	Other	0.010	Nationwide Mutual Insurance Company	.NO	.1
.0140	Nationwide		46-1971926				Nationwide Tax Credit Partners 2013-B, LLC	.OH	NIA	Nationwide Life Insurance Company	Other	0.010	Nationwide Mutual Insurance Company	.NO	.1
.0140	Nationwide		31-1592130	2729677			Nationwide Trust Company, FSB	.US	OTH	Nationwide Financial Services, Inc.	Ownership	100.000	Nationwide Mutual Insurance Company	.NO	.2
.0140	Nationwide		20-5976272				Nationwide Ventures, LLC	.OH	NIA	Nationwide Mutual Insurance Company	Ownership	100.000	Nationwide Mutual Insurance Company	.NO	
.0140	Nationwide		31-0871532				NBS Insurance Agency, Inc.	.OH	IA	Nationwide Mutual Insurance Company	Ownership	100.000	Nationwide Mutual Insurance Company	.NO	
.0140	Nationwide		85-4193218				NCS Arizona, LLC	.OH	NIA	Nationwide Mutual Insurance Company	Ownership	100.000	Nationwide Mutual Insurance Company	.NO	
.0140	Nationwide		11-3651828				ND La Quinta Partners, LLC	.DE	NIA	Nationwide Realty Investors, Ltd.	Ownership	95.000	Nationwide Mutual Insurance Company	.NO	.1
.0140	Nationwide		31-1630871				NFS Distributors, Inc.	.DE	NIA	Nationwide Financial Services, Inc.	Ownership	100.000	Nationwide Mutual Insurance Company	.NO	
.0140	Nationwide		82-5195340				NLIC REO Holdings, LLC	.OH	NIA	Nationwide Life Insurance Company	Ownership	100.000	Nationwide Mutual Insurance Company	.NO	
.0140	Nationwide		82-5194959				NMIC REO Holdings, LLC	.OH	NIA	Nationwide Mutual Insurance Company	Ownership	100.000	Nationwide Mutual Insurance Company	.NO	
.0140	Nationwide		46-3762545				NNOV8, LLC	.OH	NIA	Nationwide Mutual Insurance Company	Ownership	100.000	Nationwide Mutual Insurance Company	.NO	
.0140	Nationwide		20-4939866				North of Third, LLC	.OH	NIA	NRI Equity Land Investments, LLC	Ownership	100.000	Nationwide Mutual Insurance Company	.NO	
.0140	Nationwide		31-1486309				NRI Arena, LLC	.OH	NIA	Nationwide Realty Investors, Ltd.	Ownership	100.000	Nationwide Mutual Insurance Company	.NO	
.0140	Nationwide		31-1486309				NRI Brookside, LLC	.OH	NIA	Nationwide Realty Investors, Ltd.	Ownership	100.000	Nationwide Mutual Insurance Company	.NO	
.0140	Nationwide		31-1486309				NRI Builders, LLC	.OH	NIA	Nationwide Realty Investors, Ltd.	Ownership	100.000	Nationwide Mutual Insurance Company	.NO	
.0140	Nationwide		31-1486309				NRI Cavasson, LLC	.OH	NIA	Nationwide Realty Investors, Ltd.	Ownership	100.000	Nationwide Mutual Insurance Company	.NO	
.0140	Nationwide		31-1486309				NRI Corporate Housing, LLC	.OH	NIA	Nationwide Realty Investors, Ltd.	Ownership	100.000	Nationwide Mutual Insurance Company	.NO	

STATEMENT AS OF SEPTEMBER 30, 2022 OF THE NATIONWIDE MUTUAL INSURANCE COMPANY

SCHEDULE Y

PART 1A - DETAIL OF INSURANCE HOLDING COMPANY SYSTEM

1	2	3	4	5	6	7	8	9	10	11	12	13	14	15	16
Group Code	Group Name	NAIC Company Code	ID Number	Federal RSSD	CIK	Name of Securities Exchange if Publicly Traded (U.S. or International)	Names of Parent, Subsidiaries Or Affiliates	Domi-ciliary Location	Relation-ship to Reporting Entity	Directly Controlled by (Name of Entity/Person)	Type of Control (Ownership, Board, Management, Attorney-in-Fact, Influence, Other)	If Control is Ownership Provide Percentage	Ultimate Controlling Entity(ies)/Person(s)	Is an SCA Filing Re-quired? (Yes/No)	*
.0140	Nationwide		31-1486309				NRI Cramer Creek, LLC	OH	NIA	Nationwide Realty Investors, Ltd.	Ownership	100.000	Nationwide Mutual Insurance Company	NO	
.0140	Nationwide		20-4939866				NRI Equity Land Investments, LLC	OH	NIA	Nationwide Realty Investors, Ltd.	Ownership	80.000	Nationwide Mutual Insurance Company	NO	1
.0140	Nationwide		26-0212217				NRI Equity Tampa, LLC	OH	NIA	Nationwide Realty Investors, Ltd.	Ownership	100.000	Nationwide Mutual Insurance Company	NO	
.0140	Nationwide		31-1486309				NRI Office Ventures, Ltd	OH	NIA	Nationwide Realty Investors, Ltd.	Ownership	100.000	Nationwide Mutual Insurance Company	NO	
.0140	Nationwide		31-1580283				NRI Telecom, LLC	OH	NIA	NID Investments, LLC	Ownership	100.000	Nationwide Mutual Insurance Company	NO	
.0140	Nationwide		31-1486309				NRI-Rivulon, LLC	OH	NIA	Nationwide Realty Investors, Ltd.	Ownership	100.000	Nationwide Mutual Insurance Company	NO	
.0140	Nationwide		90-0729552				NTCIF-2011, LLC	OH	NIA	Nationwide Mutual Insurance Company	Ownership	50.000	Nationwide Mutual Insurance Company	NO	1
.0140	Nationwide		90-0729552				NTCIF-2011, LLC	OH	NIA	Nationwide Mutual Fire Insurance Company	Ownership	50.000	Nationwide Mutual Insurance Company	NO	1
.0140	Nationwide		27-4700627				NTCP 2011-A, LLC	OH	OTH	Nationwide Life Insurance Company	Other	0.010	Nationwide Mutual Insurance Company	NO	2
.0140	Nationwide		46-0741029				NTCP 2012-A, LLC	OH	OTH	Nationwide Life Insurance Company	Other	0.010	Nationwide Mutual Insurance Company	NO	2
.0140	Nationwide		46-3309896				NTCP 2013-C, LLC	OH	OTH	Nationwide Life Insurance Company	Other	0.010	Nationwide Mutual Insurance Company	NO	2
.0140	Nationwide		46-4111078				NTCP 2014-A, LLC	OH	OTH	Nationwide Life Insurance Company	Other	0.010	Nationwide Mutual Insurance Company	NO	2
.0140	Nationwide		47-1404116				NTCP 2014-B, LLC	OH	OTH	Nationwide Mutual Fire Insurance Company	Other	0.010	Nationwide Mutual Insurance Company	NO	2
.0140	Nationwide		47-1413242				NTCP 2014-C, LLC	OH	OTH	Nationwide Life Insurance Company	Other	0.010	Nationwide Mutual Insurance Company	NO	2
.0140	Nationwide		47-3909345				NTCP 2015-A, LLC	OH	OTH	Nationwide Life Insurance Company	Other	0.010	Nationwide Mutual Insurance Company	NO	2
.0140	Nationwide		47-4148470				NTCP 2015-B, LLC	OH	OTH	Nationwide Life Insurance Company	Other	0.010	Nationwide Mutual Insurance Company	NO	2
.0140	Nationwide		81-3836925				NTCP 2016-A, LLC	OH	NIA	Nationwide Life Insurance Company	Ownership	100.000	Nationwide Mutual Insurance Company	NO	
.0140	Nationwide		82-2015065				NTCP 2017-A, LLC	OH	NIA	Nationwide Life Insurance Company	Ownership	100.000	Nationwide Mutual Insurance Company	NO	
.0140	Nationwide		84-1969518				NW Fyrebyrd, LLC	OH	NIA	NNOV8, LLC	Ownership	100.000	Nationwide Mutual Insurance Company	NO	
.0140	Nationwide		85-3363961				NW Next, LLC	OH	NIA	Nationwide Mutual Insurance Company	Ownership	100.000	Nationwide Mutual Insurance Company	NO	
.0140	Nationwide		81-0936428				NW Private Debt, LLC	OH	NIA	Nationwide Mutual Insurance Company	Ownership	100.000	Nationwide Mutual Insurance Company	NO	
.0140	Nationwide		26-1903919				NW REI, LLC	DE	NIA	Nationwide Mutual Insurance Company	Ownership	100.000	Nationwide Mutual Insurance Company	NO	
.0140	Nationwide		87-1087011				NW-Asheville, LLC	OH	NIA	Nationwide Mutual Insurance Company	Ownership	100.000	Nationwide Mutual Insurance Company	NO	
.0140	Nationwide		84-3942108				NW-Beloit, LLC	OH	NIA	Nationwide Mutual Fire Insurance Company	Ownership	100.000	Company	NO	
.0140	Nationwide		87-0847675				NW-Broadway at Surf, LLC	OH	NIA	Nationwide Mutual Insurance Company	Ownership	100.000	Nationwide Mutual Insurance Company	NO	
.0140	Nationwide		88-2152576				NW-Colfax, LLC	OH	NIA	Nationwide Life and Annuity Insurance Company	Ownership	100.000	Nationwide Mutual Insurance Company	NO	
.0140	Nationwide		92-0292630				NW-Conroe, LLC	OH	NIA	Nationwide Life Insurance Company	Ownership	100.000	Nationwide Mutual Insurance Company	NO	
.0140	Nationwide		87-3648595				NW-Corazon, LLC	OH	NIA	Nationwide Life Insurance Company	Ownership	100.000	Nationwide Mutual Insurance Company	NO	
.0140	Nationwide		84-2920247				NW-Cranberry, LLC	OH	NIA	Nationwide Life Insurance Company	Ownership	100.000	Nationwide Mutual Insurance Company	NO	
.0140	Nationwide		86-3529884				NW-Englewood, LLC	OH	NIA	Nationwide Life Insurance Company	Ownership	100.000	Nationwide Mutual Insurance Company	NO	
.0140	Nationwide		84-4388876				NW-Escalante, LLC	OH	NIA	Nationwide Mutual Insurance Company	Ownership	100.000	Nationwide Mutual Insurance Company	NO	
.0140	Nationwide		86-1538532				NW-Escalante II, LLC	OH	NIA	Nationwide Mutual Insurance Company	Ownership	100.000	Nationwide Mutual Insurance Company	NO	
.0140	Nationwide		31-1580283				NWD 205 Vine, LLC	OH	NIA	NWD Investments, LLC	Ownership	100.000	Nationwide Mutual Insurance Company	NO	
.0140	Nationwide		31-1580283				NWD 225 Nationwide, LLC	OH	NIA	NWD Investments, LLC	Ownership	100.000	Nationwide Mutual Insurance Company	NO	
.0140	Nationwide		31-1580283				NWD 230 West, LLC	OH	NIA	NWD Investments, LLC	Ownership	100.000	Nationwide Mutual Insurance Company	NO	
.0140	Nationwide		31-1580283				NWD 240 Nationwide, LLC	OH	NIA	NWD Investments, LLC	Ownership	100.000	Nationwide Mutual Insurance Company	NO	
.0140	Nationwide		31-1580283				NWD 250 Brodbelt, LLC	OH	NIA	NWD Investments, LLC	Ownership	100.000	Nationwide Mutual Insurance Company	NO	
.0140	Nationwide		31-1580283				NWD 250 West, LLC	OH	NIA	NWD Investments, LLC	Ownership	100.000	Nationwide Mutual Insurance Company	NO	
.0140	Nationwide		31-1580283				NWD 265 Neil, LLC	OH	NIA	NWD Investments, LLC	Ownership	100.000	Nationwide Mutual Insurance Company	NO	
.0140	Nationwide		31-1580283				NWD 275 Marconi, LLC	OH	NIA	NWD Investments, LLC	Ownership	100.000	Nationwide Mutual Insurance Company	NO	
.0140	Nationwide		31-1580283				NWD 300 Neil, LLC	OH	NIA	NWD Investments, LLC	Ownership	100.000	Nationwide Mutual Insurance Company	NO	
.0140	Nationwide		31-1580283				NWD 300 Spring, LLC	OH	NIA	NWD Investments, LLC	Ownership	100.000	Nationwide Mutual Insurance Company	NO	
.0140	Nationwide		31-1580283				NWD 355 McConnell, LLC	OH	NIA	NWD Investments, LLC	Ownership	100.000	Nationwide Mutual Insurance Company	NO	
.0140	Nationwide		31-1580283				NWD 425 Nationwide, LLC	OH	NIA	NWD Investments, LLC	Ownership	100.000	Nationwide Mutual Insurance Company	NO	
.0140	Nationwide		31-1580283				NWD 500 Nationwide, LLC	OH	NIA	NWD Investments, LLC	Ownership	100.000	Nationwide Mutual Insurance Company	NO	
.0140	Nationwide		31-1580283				NWD Arena Crossing, LLC	OH	NIA	NWD Investments, LLC	Ownership	100.000	Nationwide Mutual Insurance Company	NO	
.0140	Nationwide		31-1580283				NWD Arena District I, LLC	OH	NIA	NWD Investments, LLC	Ownership	100.000	Nationwide Mutual Insurance Company	NO	
.0140	Nationwide		31-1580283				NWD Arena District II, LLC	OH	NIA	NWD Investments, LLC	Ownership	100.000	Nationwide Mutual Insurance Company	NO	
.0140	Nationwide		31-1580283				NWD Arena District MM, LLC	OH	NIA	NWD Investments, LLC	Ownership	100.000	Nationwide Mutual Insurance Company	NO	
.0140	Nationwide		31-1580283				NWD Arena District PW, LLC	OH	NIA	NWD Investments, LLC	Ownership	100.000	Nationwide Mutual Insurance Company	NO	
.0140	Nationwide		31-1580283				NWD Arena District V, LLC	OH	NIA	NWD Investments, LLC	Ownership	100.000	Nationwide Mutual Insurance Company	NO	
.0140	Nationwide		31-1580283				NWD Athletic Club, LLC	OH	NIA	NWD Investments, LLC	Ownership	100.000	Nationwide Mutual Insurance Company	NO	

STATEMENT AS OF SEPTEMBER 30, 2022 OF THE NATIONWIDE MUTUAL INSURANCE COMPANY

SCHEDULE Y

PART 1A - DETAIL OF INSURANCE HOLDING COMPANY SYSTEM

1	2	3	4	5	6	7	8	9	10	11	12	13	14	15	16
Group Code	Group Name	NAIC Company Code	ID Number	Federal RSSD	CIK	Name of Securities Exchange if Publicly Traded (U.S. or International)	Names of Parent, Subsidiaries Or Affiliates	Domi-ciliary Location	Relation-ship to Reporting Entity	Directly Controlled by (Name of Entity/Person)	Type of Control (Ownership, Board, Management, Attorney-in-Fact, Influence, Other)	If Control is Ownership Provide Percen-tage	Ultimate Controlling Entity(ies)/Person(s)	Is an SCA Filing Re-quired? (Yes/No)	*
.0140	Nationwide		88-2975730				NW-Boise, LLC	.OH	NIA	Nationwide Life Insurance Company	Ownership	100.000	Nationwide Mutual Insurance Company	..NO	
.0140	Nationwide		31-1580283				NWD Brodbelt, LLC	.OH	NIA	NWD Investments, LLC	Ownership	100.000	Nationwide Mutual Insurance Company	..NO	
.0140	Nationwide		30-0876022				NWD Franklinton, LLC	.OH	NIA	Nationwide Realty Investors, Ltd.	Ownership	80.000	Nationwide Mutual Insurance Company	..NO	..1
.0140	Nationwide		31-4118665				NWD HP, LLC	.OH	NIA	NWD Investments, LLC	Ownership	75.000	Nationwide Mutual Insurance Company	..NO	..1
.0140	Nationwide		31-1580283				NWD Investments, LLC	.OH	NIA	Nationwide Realty Investors, Ltd.	Ownership	80.000	Nationwide Mutual Insurance Company	..NO	..1
.0140	Nationwide		31-1486309				NWGH, LLC	.OH	NIA	Nationwide Realty Investors, Ltd.	Ownership	75.000	Nationwide Mutual Insurance Company	..NO	..1
.0140	Nationwide		87-3124154				NW-Gallatin, LLC	.OH	NIA	Nationwide Life Insurance Company	Ownership	100.000	Nationwide Mutual Insurance Company	..NO	
.0140	Nationwide		85-1262262				NW-Gator Walk, LLC	.OH	NIA	Nationwide Mutual Insurance Company	Ownership	100.000	Nationwide Mutual Insurance Company	..NO	
.0140	Nationwide		86-2431839				NW-Hub13, LLC	.OH	NIA	Nationwide Mutual Insurance Company	Ownership	100.000	Nationwide Mutual Insurance Company	..NO	
.0140	Nationwide		47-2482818				NW-Jasper WAG, LLC	.OH	NIA	NW REI, LLC	Ownership	100.000	Nationwide Mutual Insurance Company	..NO	
.0140	Nationwide		87-3767006				NW-Kingsbury, LLC	.OH	NIA	Nationwide Life Insurance Company	Ownership	100.000	Nationwide Mutual Insurance Company	..NO	
.0140	Nationwide		81-5146596				NW-Logan, LLC	.OH	NIA	NW REI, LLC	Ownership	100.000	Nationwide Mutual Insurance Company	..NO	
.0140	Nationwide		87-1565013				NW-Midtown, LLC	.OH	NIA	NW REI, LLC	Ownership	100.000	Nationwide Mutual Insurance Company	..NO	
.0140	Nationwide		85-1246853				NW-Oakbrook, LLC	.OH	NIA	Nationwide Life and Annuity Insurance Company	Ownership	100.000	Nationwide Mutual Insurance Company	..NO	
.0140	Nationwide		88-2595124				NW-OG, LLC	.OH	NIA	Nationwide Mutual Insurance Company	Ownership	100.000	Nationwide Mutual Insurance Company	..NO	
.0140	Nationwide		83-2260477				NW-ORBD, LLC	.OH	NIA	NW REI (NMIFC), LLC	Ownership	100.000	Nationwide Mutual Insurance Company	..NO	
.0140	Nationwide		47-2449044				NW-Promenade at Madison, LLC	.OH	NIA	NW REI, LLC	Ownership	100.000	Nationwide Mutual Insurance Company	..NO	
.0140	Nationwide		83-2173918				NW-Radius, LLC	.OH	NIA	NW REI (NLIC), LLC	Ownership	100.000	Nationwide Mutual Insurance Company	..NO	
.0140	Nationwide		87-1367836				NW-Rancho, LLC	.OH	NIA	Nationwide Life Insurance Company	Ownership	100.000	Nationwide Mutual Insurance Company	..NO	
.0140	Nationwide		88-1405151				NW-Riverchase, LLC	.OH	NIA	Nationwide Life Insurance Company	Ownership	100.000	Nationwide Mutual Insurance Company	..NO	
.0140	Nationwide		86-3702669				NW-RPG Cranberry, LLC	.OH	NIA	Nationwide Mutual Insurance Company	Ownership	100.000	Nationwide Mutual Insurance Company	..NO	
.0140	Nationwide		87-0890277				NW-Ruby, LLC	.OH	NIA	Nationwide Life Insurance Company	Ownership	100.000	Nationwide Mutual Insurance Company	..NO	
.0140	Nationwide		87-3273918				NW-San Marco, LLC	.OH	NIA	Nationwide Life Insurance Company	Ownership	100.000	Nationwide Mutual Insurance Company	..NO	
.0140	Nationwide		87-3289289				NW-San Pablo, LLC	.OH	NIA	Nationwide Mutual Insurance Company	Ownership	100.000	Nationwide Mutual Insurance Company	..NO	
.0140	Nationwide		84-4326171				NW-Southbank, LLC	.OH	NIA	Nationwide Mutual Insurance Company	Ownership	100.000	Nationwide Mutual Insurance Company	..NO	
.0140	Nationwide		81-3212025				NW-Springfield, LLC	.OH	NIA	Nationwide Mutual Insurance Company	Ownership	100.000	Nationwide Mutual Insurance Company	..NO	
.0140	Nationwide		85-0536537				NW-Sweetwater, LLC	.OH	NIA	Nationwide Life Insurance Company	Ownership	100.000	Nationwide Mutual Insurance Company	..NO	
.0140	Nationwide		81-1603024				NW REI (NLAIC), LLC	.OH	NIA	Company	Ownership	100.000	Nationwide Mutual Insurance Company	..NO	
.0140	Nationwide		81-1619428				NW REI (NLIC), LLC	.OH	NIA	Nationwide Life Insurance Company	Ownership	100.000	Nationwide Mutual Insurance Company	..NO	
.0140	Nationwide		81-1861190				NW REI (NMIFC), LLC	.OH	NIA	Nationwide Mutual Fire Insurance Company	Ownership	100.000	Nationwide Mutual Insurance Company	..NO	
.0140	Nationwide		31-0947092				OOH Company, LLC	.OH	NIA	Nationwide Realty Investors, Ltd.	Ownership	100.000	Nationwide Mutual Insurance Company	..NO	
.0140	Nationwide		26-0263012				Old Track Street Owners Association, Inc.	.OH	OTH	Other non-Nationwide	n/a		Other non-Nationwide	..NO	..2
.0140	Nationwide	13999	27-1712056				Olentangy Reinsurance, LLC	.VT	IA	Nationwide Life and Annuity Insurance Company	Ownership	100.000	Nationwide Mutual Insurance Company	..NO	
.0140	Nationwide		47-1923444				Nationwide Agent Risk Purchasing Group, Inc. (fka On Your Side Nationwide Insurance Agency, Inc.)	.OH	NIA	THI Holdings (Delaware), Inc.	Ownership	100.000	Nationwide Mutual Insurance Company	..NO	
.0140	Nationwide		31-1486309				Perimeter A, Ltd.	.OH	NIA	Nationwide Realty Investors, Ltd.	Ownership	100.000	Nationwide Mutual Insurance Company	..NO	
.0140	Nationwide		20-4939866				Rail Street Parking, LLC	.OH	NIA	NRI Equity Land Investments, LLC	Ownership	100.000	Nationwide Mutual Insurance Company	..NO	
.0140	Nationwide		75-2938844				Registered Investment Advisors Services, Inc.	.TX	NIA	Nationwide Financial Services, Inc.	Ownership	100.000	Nationwide Mutual Insurance Company	..NO	
.0140	Nationwide		82-0549218				Retention Alternatives Ltd.	.BMJ	IA	Nationwide Mutual Fire Insurance Company	Ownership	100.000	Nationwide Mutual Insurance Company	..NO	
.0140	Nationwide		31-1486309				Rivulon Hotel I, LLC	.OH	NIA	NRI-Rivulon, LLC	Ownership	100.000	Nationwide Mutual Insurance Company	..NO	
.0140	Nationwide		31-1486309				Rivulon Hotel II, LLC	.OH	NIA	NRI-Rivulon, LLC	Ownership	100.000	Nationwide Mutual Insurance Company	..NO	
.0140	Nationwide	15580	31-1117969				Scottsdale Indemnity Company	.OH	IA	Nationwide Mutual Insurance Company	Ownership	100.000	Nationwide Mutual Insurance Company	..NO	
.0140	Nationwide	41297	31-1024978				Scottsdale Insurance Company	.OH	IA	Nationwide Mutual Insurance Company	Ownership	100.000	Nationwide Mutual Insurance Company	..NO	
.0140	Nationwide	10672	86-0835870				Scottsdale Surplus Lines Insurance Company	.AZ	IA	Scottsdale Insurance Company	Ownership	100.000	Nationwide Mutual Insurance Company	..NO	
.0140	Nationwide		31-1610040				The Waterfront Partners, LLC	.OH	NIA	Nationwide Realty Investors, Ltd.	Ownership	50.000	Nationwide Mutual Insurance Company	..NO	..1
.0140	Nationwide		52-2031677				THI Holdings (Delaware), Inc.	.DE	NIA	Nationwide Mutual Insurance Company	Ownership	100.000	Nationwide Mutual Insurance Company	..YES	
.0140	Nationwide	36269	86-0619597				Titan Insurance Company	.MI	IA	THI Holdings (Delaware), Inc.	Ownership	100.000	Nationwide Mutual Insurance Company	..NO	
.0140	Nationwide		75-1284530				Titan Insurance Services, Inc.	.TX	IA	THI Holdings (Delaware), Inc.	Ownership	100.000	Nationwide Mutual Insurance Company	..NO	
.0140	Nationwide		33-0160222				V.P.I. Services, Inc.	.CA	IA	Veterinary Pet Insurance Company	Ownership	100.000	Nationwide Mutual Insurance Company	..NO	

STATEMENT AS OF SEPTEMBER 30, 2022 OF THE NATIONWIDE MUTUAL INSURANCE COMPANY

SCHEDULE Y

PART 1A - DETAIL OF INSURANCE HOLDING COMPANY SYSTEM

1	2	3	4	5	6	7	8	9	10	11	12	13	14	15	16
Group Code	Group Name	NAIC Company Code	ID Number	Federal RSSD	CIK	Name of Securities Exchange if Publicly Traded (U.S. or International)	Names of Parent, Subsidiaries Or Affiliates	Domi-ciliary Location	Relation-ship to Reporting Entity	Directly Controlled by (Name of Entity/Person)	Type of Control (Ownership, Board, Management, Attorney-in-Fact, Influence, Other)	If Control is Owner-ship Provide Percen-tage	Ultimate Controlling Entity(ies)/Person(s)	Is an SCA Filing Re-quired? (Yes/No)	*
.0140	Nationwide	.42285	95-3750113				Veterinary Pet Insurance Company	.OH	.IA	Scottsdale Insurance Company	Ownership.....	100.000	Nationwide Mutual Insurance Company	..NO.....	
.0140	Nationwide	.42889	34-1394913				Victoria Fire & Casualty Company	.OH	.IA	THI Holdings (Delaware), Inc.	Ownership.....	100.000	Nationwide Mutual Insurance Company	..NO.....	
.0140	Nationwide	.10105	34-1777972				Victoria Select Insurance Company	.OH	.IA	Victoria Fire & Casualty Insurance Company	Ownership.....	100.000	Nationwide Mutual Insurance Company	..NO.....	
.0140	Nationwide		31-1486309				Wellington Park, LLC	.OH	.NIA	Nationwide Realty Investors, Ltd.	Ownership.....	100.000	Nationwide Mutual Insurance Company	..NO.....	
.0140	Nationwide		31-1486309				10 W. Nationwide, LLC	.OH	.NIA	Nationwide Realty Investors, Ltd.	Ownership.....	100.000	Nationwide Mutual Insurance Company	..NO.....	
.0140	Nationwide		31-1486309				1000 Yard Street, LLC	.OH	.NIA	Nationwide Realty Investors, Ltd.	Ownership.....	100.000	Nationwide Mutual Insurance Company	..NO.....	
.0140	Nationwide		31-1486309				1015 Long Street, LLC	.OH	.NIA	Nationwide Realty Investors, Ltd.	Ownership.....	100.000	Nationwide Mutual Insurance Company	..NO.....	
.0140	Nationwide		31-1486309				1050 Yard Street, LLC	.OH	.NIA	Nationwide Realty Investors, Ltd.	Ownership.....	100.000	Nationwide Mutual Insurance Company	..NO.....	
.0140	Nationwide		31-1486309				1125 Rail Street, LLC	.OH	.NIA	Nationwide Realty Investors, Ltd.	Ownership.....	100.000	Nationwide Mutual Insurance Company	..NO.....	
.0140	Nationwide		31-1733036				120 Acre Partners, LLC	.DE	.NIA	Nationwide Realty Investors, Ltd.	Ownership.....	95.000	Nationwide Mutual Insurance Company	..NO.....	1
.0140	Nationwide		20-4939866				1125 Yard Street, LLC	.OH	.NIA	NRI Equity Land Investments, LLC	Ownership.....	100.000	Nationwide Mutual Insurance Company	..NO.....	
.0140	Nationwide		20-4939867				1175 Bobcat, LLC	.OH	.NIA	NRI Equity Land Investments, LLC	Ownership.....	100.000	Nationwide Mutual Insurance Company	..NO.....	
.0140	Nationwide		26-2451988				1492 Capital, LLC	.OH	.NIA	Nationwide Mutual Insurance Company	Ownership.....	100.000	Nationwide Mutual Insurance Company	..NO.....	
.0140	Nationwide		31-1486309				111 Rivulon Boulevard, LLC	.OH	.NIA	NRI-Rivulon, LLC	Ownership.....	100.000	Nationwide Mutual Insurance Company	..NO.....	
.0140	Nationwide		31-1486309				155 Rivulon Boulevard, LLC	.OH	.NIA	NRI-Rivulon, LLC	Ownership.....	100.000	Nationwide Mutual Insurance Company	..NO.....	
.0140	Nationwide		31-1486309				161 Rivulon Boulevard, LLC	.OH	.NIA	NRI-Rivulon, LLC	Ownership.....	100.000	Nationwide Mutual Insurance Company	..NO.....	
.0140	Nationwide		31-1580283				170 Marconi, LLC	.OH	.NIA	NID Investments, LLC	Ownership.....	100.000	Nationwide Mutual Insurance Company	..NO.....	
.0140	Nationwide		31-1580283				245 Parks Edge Place, LLC	.OH	.NIA	NID Investments, LLC	Ownership.....	100.000	Nationwide Mutual Insurance Company	..NO.....	
.0140	Nationwide		31-1486309				275 Rivulon Boulevard, LLC	.OH	.NIA	NRI-Rivulon, LLC	Ownership.....	100.000	Nationwide Mutual Insurance Company	..NO.....	
.0140	Nationwide		31-1486309				300 Rivulon Boulevard, LLC	.OH	.NIA	NRI-Rivulon, LLC	Ownership.....	100.000	Nationwide Mutual Insurance Company	..NO.....	
.0140	Nationwide		31-1486309				310 Rivulon Boulevard, LLC	.OH	.NIA	NRI-Rivulon, LLC	Ownership.....	100.000	Nationwide Mutual Insurance Company	..NO.....	
.0140	Nationwide		31-1486309				343 N. Front, LLC	.OH	.NIA	Nationwide Realty Investors, Ltd.	Ownership.....	100.000	Nationwide Mutual Insurance Company	..NO.....	
.0140	Nationwide		31-1486309				400 Rivulon Boulevard, LLC	.OH	.NIA	NRI-Rivulon, LLC	Ownership.....	100.000	Nationwide Mutual Insurance Company	..NO.....	
.0140	Nationwide		31-1580283				400 West Nationwide Boulevard, LLC	.OH	.NIA	NID Investments, LLC	Ownership.....	100.000	Nationwide Mutual Insurance Company	..NO.....	
.0140	Nationwide		31-1486309				410 Rivulon Boulevard, LLC	.OH	.NIA	NRI-Rivulon, LLC	Ownership.....	100.000	Nationwide Mutual Insurance Company	..NO.....	
.0140	Nationwide		31-1580283				425 West Nationwide Boulevard, LLC	.OH	.NIA	NID Investments, LLC	Ownership.....	100.000	Nationwide Mutual Insurance Company	..NO.....	
.0140	Nationwide		31-1486309				44 Chestnut, LLC	.OH	.NIA	Nationwide Realty Investors, Ltd.	Ownership.....	100.000	Nationwide Mutual Insurance Company	..NO.....	
.0140	Nationwide		38-4118665				500 Neil Avenue, LLC	.OH	.NIA	NID HP, LLC	Ownership.....	100.000	Nationwide Mutual Insurance Company	..NO.....	
.0140	Nationwide		38-4118665				515 Kilbourne Street, LLC	.OH	.NIA	NID HP, LLC	Ownership.....	100.000	Nationwide Mutual Insurance Company	..NO.....	
.0140	Nationwide		87-1954007				525 Cleveland Avenue, LLC	.OH	.NIA	Nationwide Financial Services, Inc.	Ownership.....	100.000	Nationwide Mutual Insurance Company	..NO.....	
.0140	Nationwide		20-4939866				735 Bobcat Avenue, LLC	.OH	.NIA	GVY Residential, LLC	Ownership.....	100.000	Nationwide Mutual Insurance Company	..NO.....	
.0140	Nationwide		31-1486309				75 Rivulon Boulevard, LLC	.OH	.NIA	NRI-Rivulon, LLC	Ownership.....	100.000	Nationwide Mutual Insurance Company	..NO.....	
.0140	Nationwide		20-4939866				775 Yard Street, LLC	.OH	.NIA	NRI Equity Land Investments, LLC	Ownership.....	100.000	Nationwide Mutual Insurance Company	..NO.....	
.0140	Nationwide		20-4939866				777 Swan Street, LLC	.OH	.NIA	NRI Equity Land Investments, LLC	Ownership.....	100.000	Nationwide Mutual Insurance Company	..NO.....	
.0140	Nationwide		20-4939866				780 Yard Street, LLC	.OH	.NIA	NRI Equity Land Investments, LLC	Ownership.....	100.000	Nationwide Mutual Insurance Company	..NO.....	
.0140	Nationwide		20-4939866				795 Rail Street, LLC	.OH	.NIA	NRI Equity Land Investments, LLC	Ownership.....	100.000	Nationwide Mutual Insurance Company	..NO.....	
.0140	Nationwide		20-4939866				800 Bobcat Avenue, LLC	.OH	.NIA	NRI Equity Land Investments, LLC	Ownership.....	100.000	Nationwide Mutual Insurance Company	..NO.....	
.0140	Nationwide		20-4939866				800 Goodale Boulevard, LLC	.OH	.NIA	NRI Equity Land Investments, LLC	Ownership.....	100.000	Nationwide Mutual Insurance Company	..NO.....	
.0140	Nationwide		20-4939866				800 Yard Street, LLC	.OH	.NIA	NRI Equity Land Investments, LLC	Ownership.....	100.000	Nationwide Mutual Insurance Company	..NO.....	
.0140	Nationwide		20-4939866				805 Bobcat Avenue, LLC	.OH	.NIA	GVY Residential, LLC	Ownership.....	100.000	Nationwide Mutual Insurance Company	..NO.....	
.0140	Nationwide		20-4939866				808 Yard Street, LLC	.OH	.NIA	GVY Residential, LLC	Ownership.....	100.000	Nationwide Mutual Insurance Company	..NO.....	
.0140	Nationwide		20-4939866				820 Goodale Boulevard, LLC	.OH	.NIA	NRI Equity Land Investments, LLC	Ownership.....	100.000	Nationwide Mutual Insurance Company	..NO.....	
.0140	Nationwide		20-4939866				822 Williams Avenue, LLC	.OH	.NIA	GVY Residential, LLC	Ownership.....	100.000	Nationwide Mutual Insurance Company	..NO.....	
.0140	Nationwide		20-4939866				825 Junction Way, LLC	.OH	.NIA	GVY Residential, LLC	Ownership.....	100.000	Nationwide Mutual Insurance Company	..NO.....	
.0140	Nationwide		20-4939866				828 Bobcat Avenue, LLC	.OH	.NIA	NRI Equity Land Investments, LLC	Ownership.....	100.000	Nationwide Mutual Insurance Company	..NO.....	
.0140	Nationwide		20-4939866				840 Third Avenue, LLC	.OH	.NIA	NRI Equity Land Investments, LLC	Ownership.....	100.000	Nationwide Mutual Insurance Company	..NO.....	
.0140	Nationwide		20-4939866				840 Yard Street, LLC	.OH	.NIA	GVY Residential, LLC	Ownership.....	100.000	Nationwide Mutual Insurance Company	..NO.....	
.0140	Nationwide		20-4939866				845 Yard Street, LLC	.OH	.NIA	GVY Residential, LLC	Ownership.....	100.000	Nationwide Mutual Insurance Company	..NO.....	
.0140	Nationwide		20-4939866				855 Third Avenue, LLC	.OH	.NIA	NRI Equity Land Investments, LLC	Ownership.....	100.000	Nationwide Mutual Insurance Company	..NO.....	
.0140	Nationwide		20-4939866				860 Third Avenue, LLC	.OH	.NIA	NRI Equity Land Investments, LLC	Ownership.....	100.000	Nationwide Mutual Insurance Company	..NO.....	
.0140	Nationwide		20-4939866				880 Third Avenue, LLC	.OH	.NIA	NRI Equity Land Investments, LLC	Ownership.....	100.000	Nationwide Mutual Insurance Company	..NO.....	
.0140	Nationwide		20-4939866				880 Yard Street, LLC	.OH	.NIA	GVY Residential, LLC	Ownership.....	100.000	Nationwide Mutual Insurance Company	..NO.....	
.0140	Nationwide		20-4939866				895 W. Third Avenue, LLC	.OH	.NIA	NRI Equity Land Investments, LLC	Ownership.....	100.000	Nationwide Mutual Insurance Company	..NO.....	

STATEMENT AS OF SEPTEMBER 30, 2022 OF THE NATIONWIDE MUTUAL INSURANCE COMPANY

SCHEDULE Y

PART 1A - DETAIL OF INSURANCE HOLDING COMPANY SYSTEM

1	2	3	4	5	6	7	8	9	10	11	12	13	14	15	16
Group Code	Group Name	NAIC Company Code	ID Number	Federal RSSD	CIK	Name of Securities Exchange if Publicly Traded (U.S. or International)	Names of Parent, Subsidiaries Or Affiliates	Domi-ciliary Location	Relation-ship to Reporting Entity	Directly Controlled by (Name of Entity/Person)	Type of Control (Ownership, Board, Management, Attorney-in-Fact, Influence, Other)	If Control is Ownership Provide Per-centage	Ultimate Controlling Entity(ies)/Person(s)	Is an SCA Filing Re-quired? (Yes/No)	*
.0140	Nationwide		20-4939866				950 Dorchester Way, LLC	OH	NIA	GVY Residential, LLC	Ownership	100.000	Nationwide Mutual Insurance Company	..NO	
.0140	Nationwide		20-4939866				950 Goodale Boulevard, LLC	OH	NIA	NRI Equity Land Investments, LLC	Ownership	100.000	Nationwide Mutual Insurance Company	..NO	
.0140	Nationwide		31-1486309				960 Bobcat Avenue, LLC	OH	NIA	Nationwide Realty Investors, Ltd.	Ownership	100.000	Nationwide Mutual Insurance Company	..NO	
.0140	Nationwide		31-1486309				975 Rail Street, LLC	OH	NIA	Nationwide Realty Investors, Ltd.	Ownership	100.000	Nationwide Mutual Insurance Company	..NO	
.0140	Nationwide		31-1486309				995 Yard Street, LLC	OH	NIA	Nationwide Realty Investors, Ltd.	Ownership	100.000	Nationwide Mutual Insurance Company	..NO	
.0140	Nationwide		31-1486309				18555 Claret Drive, LLC	OH	NIA	NRI Cavasson, LLC	Ownership	100.000	Nationwide Mutual Insurance Company	..NO	
.0140	Nationwide		31-1486309				18615 Claret Drive, LLC	OH	NIA	NRI Cavasson, LLC	Ownership	100.000	Nationwide Mutual Insurance Company	..NO	
.0140	Nationwide		31-1486309				18700 Hayden Road, LLC	OH	NIA	NRI Cavasson, LLC	Ownership	100.000	Nationwide Mutual Insurance Company	..NO	
.0140	Nationwide		31-1486309				18750 Hayden Road, LLC	OH	NIA	NRI Cavasson, LLC	Ownership	100.000	Nationwide Mutual Insurance Company	..NO	
.0140	Nationwide		31-1580283				AD DORA, LLC	OH	NIA	NID Investments, LLC	Ownership	100.000	Nationwide Mutual Insurance Company	..NO	
.0140	Nationwide		31-1580283				ADTV, LLC	OH	NIA	NID Investments, LLC	Ownership	100.000	Nationwide Mutual Insurance Company	..NO	
.0140	Nationwide		52-2227314				AGMC Reinsurance, Ltd.	TCA	NIA	Nationwide Advantage Mortgage Company	Ownership	100.000	Nationwide Mutual Insurance Company	..NO	
.0140	Nationwide		42-0958655				ALLIED Group, Inc.	IA	IA	Allied Holdings (Delaware), Inc.	Ownership	100.000	Nationwide Mutual Insurance Company	..NO	
.0140	Nationwide		46-4628790				Allied Holdings (Delaware), Inc.	DE	IA	Nationwide Mutual Insurance Company	Ownership	100.000	Nationwide Mutual Insurance Company	..YES	
.0140	Nationwide	..10127	27-0114983				ALLIED Insurance Company of America	OH	IA	Nationwide Mutual Insurance Company	Ownership	100.000	Nationwide Mutual Insurance Company	..NO	
							ALLIED Property and Casualty Insurance Company	IA	IA	ALLIED Group, Inc.	Ownership	100.000	Nationwide Mutual Insurance Company	..NO	
.0140	Nationwide	..42579	42-1201931				ALLIED Texas Agency, Inc.	TX	IA	AMCO Insurance Company	Ownership	100.000	Nationwide Mutual Insurance Company	..NO	
.0140	Nationwide	..19100	42-1527863				AMCO Insurance Company	IA	IA	ALLIED Group, Inc.	Ownership	100.000	Nationwide Mutual Insurance Company	..NO	
.0140	Nationwide		42-6054959				American Marine Underwriters, Inc.	FL	NIA	Nationwide Mutual Insurance Company	Ownership	100.000	Nationwide Mutual Insurance Company	..NO	
.0140	Nationwide		59-1031596				American Tax Credit Fund 2017-A, LLC	OH	NIA	Nationwide Life Insurance Company	Ownership	100.000	Nationwide Mutual Insurance Company	..NO	
.0140	Nationwide		82-2001573				American Tax Credit Fund 2017-B, LLC	OH	NIA	Nationwide Life Insurance Company	Ownership	100.000	Nationwide Mutual Insurance Company	..NO	
.0140	Nationwide		82-4591498				American Tax Credit Fund 2018-A, LLC	OH	NIA	Nationwide Life Insurance Company	Ownership	100.000	Nationwide Mutual Insurance Company	..NO	
.0140	Nationwide		83-0606592				American Tax Credit Fund 2018-B, LLC	OH	NIA	Nationwide Life Insurance Company	Ownership	100.000	Nationwide Mutual Insurance Company	..NO	
.0140	Nationwide		83-0620232				American Tax Credit Fund 2018-C, LLC	OH	NIA	Nationwide Life Insurance Company	Ownership	100.000	Nationwide Mutual Insurance Company	..NO	
.0140	Nationwide		83-3900932				American Tax Credit Fund 2019-A, LLC	OH	NIA	Nationwide Life Insurance Company	Ownership	100.000	Nationwide Mutual Insurance Company	..NO	
.0140	Nationwide		83-3953721				American Tax Credit Fund 2019-B, LLC	OH	NIA	Nationwide Life Insurance Company	Ownership	100.000	Nationwide Mutual Insurance Company	..NO	
.0140	Nationwide		84-3443067				American Tax Credit Fund 2020-A, LLC	OH	NIA	Nationwide Life Insurance Company	Ownership	100.000	Nationwide Mutual Insurance Company	..NO	
.0140	Nationwide		85-2359702				American Tax Credit Fund 2020-B, LLC	OH	NIA	Nationwide Life Insurance Company	Ownership	100.000	Nationwide Mutual Insurance Company	..NO	
							American Tax Credit Fund 2021-A, LLC (fka								
.0140	Nationwide		85-2649655				American Tax Credit Fund 2020-C, LLC)	OH	NIA	Nationwide Life Insurance Company	Ownership	100.000	Nationwide Mutual Insurance Company	..NO	
.0140	Nationwide		86-2502912				American Tax Credit Fund 2021-B, LLC	OH	NIA	Nationwide Life Insurance Company	Ownership	100.000	Nationwide Mutual Insurance Company	..NO	
.0140	Nationwide		87-1349942				American Tax Credit Fund 2021-C, LLC	OH	NIA	Nationwide Life Insurance Company	Ownership	100.000	Nationwide Mutual Insurance Company	..NO	
.0140	Nationwide		87-4753681				American Tax Credit Fund 2022-A, LLC	OH	NIA	Nationwide Life Insurance Company	Ownership	100.000	Nationwide Mutual Insurance Company	..NO	
.0140	Nationwide		87-4771309				American Tax Credit Fund 2022-B, LLC	OH	NIA	Nationwide Life Insurance Company	Ownership	100.000	Nationwide Mutual Insurance Company	..NO	
.0140	Nationwide		31-1580283				Arena District CA I, LLC	OH	NIA	NID Investments, LLC	Ownership	100.000	Nationwide Mutual Insurance Company	..NO	
			90-0280710				Arena District Owners Association	OH	OTH	Other non-Nationwide	n/a	0.000	Other non-Nationwide	..NO	2
.0140	Nationwide		31-1486309				Ballantrae Woods, LLC	OH	NIA	Nationwide Realty Investors, Ltd.	Ownership	100.000	Nationwide Mutual Insurance Company	..NO	
.0140	Nationwide		31-1486309				Cavasson Hotel, LLC	OH	NIA	Cavasson Hotel Holdings, LLC	Ownership	100.000	Nationwide Mutual Insurance Company	..NO	
.0140	Nationwide		31-1486309				Cavasson Hotel Holdings, LLC	OH	NIA	NRI Cavasson, LLC	Ownership	100.000	Nationwide Mutual Insurance Company	..NO	
.0140	Nationwide		20-1618232				CNRI-Cannonsport Condominium, LLC	OH	NIA	CNRI-Cannonsport, LLC	Ownership	100.000	Nationwide Mutual Insurance Company	..NO	
.0140	Nationwide		20-1618232				CNRI-Cannonsport, LLC	OH	NIA	Nationwide Realty Investors, Ltd.	Ownership	100.000	Nationwide Mutual Insurance Company	..NO	
.0140	Nationwide	..29262	74-1061659				Colonial County Mutual Insurance Company	TX	IA	Other non-Nationwide	contract	0.000	Other non-Nationwide	..NO	2
.0140	Nationwide		31-1486309				Cottages at Hyatts LLC	OH	NIA	Nationwide Realty Investors, Ltd.	Ownership	100.000	Nationwide Mutual Insurance Company	..NO	
.0140	Nationwide	..18961	68-0066866				Crestbrook Insurance Company	OH	IA	Nationwide Mutual Insurance Company	Ownership	100.000	Nationwide Mutual Insurance Company	..NO	
.0140	Nationwide		31-1486309				Crewville, Ltd.	OH	NIA	Nationwide Realty Investors, Ltd.	Ownership	100.000	Nationwide Mutual Insurance Company	..NO	
.0140	Nationwide		84-5052608				Danforth, LLC	OH	NIA	Nationwide Mutual Insurance Company	Ownership	100.000	Nationwide Mutual Insurance Company	..NO	
.0140	Nationwide	..42587	42-1207150				Depositors Insurance Company	IA	IA	ALLIED Group, Inc.	Ownership	100.000	Nationwide Mutual Insurance Company	..NO	
							Discover Affordable Housing Investment Fund I								
			46-4104813				LLC	OH	OTH	Other non-Nationwide	n/a	0.000	Other non-Nationwide	..NO	2
.0140	Nationwide		33-0096671				DVM Insurance Agency	CA	NIA	Veterinary Pet Insurance Company	Ownership	100.000	Nationwide Mutual Insurance Company	..NO	
.0140	Nationwide	..15821	47-4523959				Eagle Captive Reinsurance, LLC	OH	IA	Nationwide Life Insurance Company	Ownership	100.000	Nationwide Mutual Insurance Company	..NO	
.0140	Nationwide		26-3260559				E-Risk Services, L.L.C.	DE	NIA	Nationwide Mutual Insurance Company	Ownership	100.000	Nationwide Mutual Insurance Company	..NO	
.0140	Nationwide	..22209	75-6013587				Freedom Specialty Insurance Company	OH	IA	Scottsdale Insurance Company	Ownership	100.000	Nationwide Mutual Insurance Company	..NO	

STATEMENT AS OF SEPTEMBER 30, 2022 OF THE NATIONWIDE MUTUAL INSURANCE COMPANY

SCHEDULE Y
PART 1A - DETAIL OF INSURANCE HOLDING COMPANY SYSTEM

1	2	3	4	5	6	7	8	9	10	11	12	13	14	15	16
Group Code	Group Name	NAIC Company Code	ID Number	Federal RSSD	CIK	Name of Securities Exchange if Publicly Traded (U.S. or International)	Names of Parent, Subsidiaries Or Affiliates	Domi-ciliary Location	Relation-ship to Reporting Entity	Directly Controlled by (Name of Entity/Person)	Type of Control (Ownership, Board, Management, Attorney-in-Fact, Influence, Other)	If Control is Ownership Provide Percen-tage	Ultimate Controlling Entity(ies)/Person(s)	Is an SCA Filing Re-quired? (Yes/No)	*
.0140	Nationwide		20-4939866				Grandview Yard Hotel Holdings, LLC	OH	NIA	NRI Equity Land Investments, LLC	Ownership	100.000	Nationwide Mutual Insurance Company	NO	
.0140	Nationwide		20-4939866				Grandview Yard Hotel, LLC	OH	NIA	Grandview Yard Hotel Holdings, LLC	Ownership	100.000	Nationwide Mutual Insurance Company	NO	
.0140	Nationwide		20-4939866				GVY Residential, LLC	OH	NIA	NRI Equity Land Investments, LLC	Ownership	100.000	Nationwide Mutual Insurance Company	NO	
.0140	Nationwide		31-1486309				Harlem Road Developers, LLC	OH	NIA	Nationwide Realty Investors, Ltd.	Ownership	100.000	Nationwide Mutual Insurance Company	NO	
.0140	Nationwide		51-0241172				Harleysville Group Inc.	DE	NIA	Allied Holdings (Delaware), Inc.	Ownership	100.000	Nationwide Mutual Insurance Company	NO	
.0140	Nationwide	23582	41-0417250				Harleysville Insurance Company	OH	IA	Harleysville Group, Inc.	Ownership	100.000	Nationwide Mutual Insurance Company	NO	
							Harleysville Insurance Company of New Jersey								
.0140	Nationwide	42900	23-2253669					NJ	IA	Harleysville Group, Inc.	Ownership	100.000	Nationwide Mutual Insurance Company	NO	
.0140	Nationwide	10674	23-2864924				Harleysville Insurance Company of New York	OH	IA	Harleysville Group, Inc.	Ownership	100.000	Nationwide Mutual Insurance Company	NO	
.0140	Nationwide	14516	38-3198542				Harleysville Lake States Insurance Company	MI	IA	Harleysville Group, Inc.	Ownership	100.000	Nationwide Mutual Insurance Company	NO	
.0140	Nationwide	35696	23-2384978				Harleysville Preferred Insurance Company	OH	IA	Harleysville Group, Inc.	Ownership	100.000	Nationwide Mutual Insurance Company	NO	
.0140	Nationwide	26182	40-1989660				Harleysville Worcester Insurance Company	DE	IA	Harleysville Group, Inc.	Ownership	100.000	Nationwide Mutual Insurance Company	NO	
.0140	Nationwide		20-3289512				Jefferson National Financial Corp.	DE	NIA	Nationwide Life Insurance Company	Ownership	100.000	Nationwide Mutual Insurance Company	YES	
.0140	Nationwide	64017	75-0300900				Jefferson National Life Insurance Company	TX	IA	Jefferson National Financial Corporation	Ownership	100.000	Nationwide Mutual Insurance Company	NO	
							Jefferson National Life Insurance Company of New York								
.0140	Nationwide	15727	47-1180302					NY	IA	Jefferson National Life Insurance Company	Ownership	100.000	Nationwide Mutual Insurance Company	NO	
.0140	Nationwide		61-1340595				Jefferson National Securities Corporation	DE	NIA	Jefferson National Financial Corporation	Ownership	100.000	Nationwide Mutual Insurance Company	NO	
.0140	Nationwide		31-1486309				Jerome Village Company, LLC	OH	NIA	Nationwide Realty Investors, Ltd.	Ownership	100.000	Nationwide Mutual Insurance Company	NO	
.0140	Nationwide		31-1486309				JV Developers, LLC	OH	NIA	Nationwide Realty Investors, Ltd.	Ownership	100.000	Nationwide Mutual Insurance Company	NO	
.0140	Nationwide		74-1395229				Lone Star General Agency, Inc.	TX	IA	Nationwide Mutual Insurance Company	Ownership	100.000	Nationwide Mutual Insurance Company	NO	
.0140	Nationwide	11991	38-0865250				National Casualty Company	OH	IA	Nationwide Mutual Insurance Company	Ownership	100.000	Nationwide Mutual Insurance Company	NO	
.0140	Nationwide						National Casualty Company of America, Ltd.	GBR	IA	National Casualty Company	Ownership	100.000	Nationwide Mutual Insurance Company	NO	
.0140	Nationwide		42-1154244				Nationwide Advantage Mortgage Company	IA	NIA	AMCO Insurance Company	Ownership	87.300	Nationwide Mutual Insurance Company	YES	1
										ALLIED Property & Casualty Insurance Company					
.0140	Nationwide		42-1154244				Nationwide Advantage Mortgage Company	IA	NIA	Company	Ownership	8.470	Nationwide Mutual Insurance Company	YES	1
.0140	Nationwide		42-1154244				Nationwide Advantage Mortgage Company	IA	NIA	Depositors Insurance Company	Ownership	4.230	Nationwide Mutual Insurance Company	YES	1
							Nationwide Affinity Insurance Company of America								
.0140	Nationwide	26093	48-0470690					OH	IA	Nationwide Mutual Insurance Company	Ownership	100.000	Nationwide Mutual Insurance Company	NO	
.0140	Nationwide	28223	42-1015537				Nationwide Agribusiness Insurance Company	IA	IA	Nationwide Mutual Insurance Company	Ownership	100.000	Nationwide Mutual Insurance Company	NO	
.0140	Nationwide		31-1578869				Nationwide Arena, LLC	OH	NIA	NRI Arena, LLC	Ownership	90.000	Nationwide Mutual Insurance Company	NO	1
.0140	Nationwide		20-8670712				Nationwide Asset Management, LLC	OH	NIA	Nationwide Mutual Insurance Company	Ownership	100.000	Nationwide Mutual Insurance Company	NO	
.0140	Nationwide	10723	95-0639970				Nationwide Assurance Company	OH	IA	Nationwide Mutual Insurance Company	Ownership	100.000	Nationwide Mutual Insurance Company	NO	
.0140	Nationwide		31-1036287				Nationwide Cash Management Company	OH	NIA	Nationwide Mutual Insurance Company	Ownership	100.000	Nationwide Mutual Insurance Company	NO	
.0140	Nationwide		31-4416546				Nationwide Corporation	OH	NIA	Nationwide Mutual Insurance Company	Ownership	95.200	Nationwide Mutual Insurance Company	YES	1
.0140	Nationwide		31-4416546				Nationwide Corporation	OH	NIA	Nationwide Mutual Fire Insurance Company	Ownership	4.800	Nationwide Mutual Insurance Company	YES	1
.0140	Nationwide		31-1667326				Nationwide Financial Assignment Company	OH	NIA	Nationwide Life Insurance Company	Ownership	100.000	Nationwide Mutual Insurance Company	NO	
.0140	Nationwide		23-2412039				Nationwide Financial General Agency, Inc.	PA	NIA	NFS Distributors, Inc.	Ownership	100.000	Nationwide Mutual Insurance Company	NO	
.0140	Nationwide		31-6554353				Nationwide Financial Services Capital Trust	DE	NIA	Nationwide Financial Services, Inc.	Ownership	100.000	Nationwide Mutual Insurance Company	NO	
.0140	Nationwide		31-1486870				Nationwide Financial Services, Inc.	DE	NIA	Nationwide Corporation	Ownership	100.000	Nationwide Mutual Insurance Company	NO	
.0140	Nationwide		52-6969857				Nationwide Fund Advisors	DE	NIA	Nationwide Financial Services, Inc.	Ownership	100.000	Nationwide Mutual Insurance Company	NO	
.0140	Nationwide		31-1748721				Nationwide Fund Distributors LLC	DE	NIA	NFS Distributors, Inc.	Ownership	100.000	Nationwide Mutual Insurance Company	NO	
.0140	Nationwide		31-0900518				Nationwide Fund Management LLC	DE	NIA	NFS Distributors, Inc.	Ownership	100.000	Nationwide Mutual Insurance Company	NO	
.0140	Nationwide	23760	31-4425763				Nationwide General Insurance Company	OH	IA	Nationwide Mutual Insurance Company	Ownership	100.000	Nationwide Mutual Insurance Company	NO	
.0140	Nationwide	10070	31-1399201				Nationwide Indemnity Company	OH	IA	Nationwide Mutual Insurance Company	Ownership	100.000	Nationwide Mutual Insurance Company	NO	
.0140	Nationwide	25453	95-2130882				Nationwide Insurance Company of America	OH	IA	ALLIED Group, Inc.	Ownership	100.000	Nationwide Mutual Insurance Company	NO	
.0140	Nationwide	10948	31-1613686				Nationwide Insurance Company of Florida	OH	IA	Nationwide Mutual Insurance Company	Ownership	100.000	Nationwide Mutual Insurance Company	NO	
.0140	Nationwide		41-2206199				Nationwide Investment Advisors, LLC	OH	NIA	Nationwide Life Insurance Company	Ownership	100.000	Nationwide Mutual Insurance Company	NO	
.0140	Nationwide		73-0988442				Nationwide Investment Services Corporation	OK	NIA	Nationwide Life Insurance Company	Ownership	100.000	Nationwide Mutual Insurance Company	YES	
							Nationwide Life and Annuity Insurance Company								
.0140	Nationwide	92657	31-1000740					OH	IA	Nationwide Life Insurance Company	Ownership	100.000	Nationwide Mutual Insurance Company	NO	
.0140	Nationwide	66869	31-4156830				Nationwide Life Insurance Company	OH	IA	Nationwide Financial Services, Inc.	Ownership	100.000	Nationwide Mutual Insurance Company	NO	
							Nationwide Life Tax Credit Partners 2002-A, LLC								
.0140	Nationwide		13-4212969					OH	NIA	Nationwide Life Insurance Company	Other	0.010	Nationwide Mutual Insurance Company	NO	1

STATEMENT AS OF SEPTEMBER 30, 2022 OF THE NATIONWIDE MUTUAL INSURANCE COMPANY

SCHEDULE Y
PART 1A - DETAIL OF INSURANCE HOLDING COMPANY SYSTEM

1	2	3	4	5	6	7	8	9	10	11	12	13	14	15	16
Group Code	Group Name	NAIC Company Code	ID Number	Federal RSSD	CIK	Name of Securities Exchange if Publicly Traded (U.S. or International)	Names of Parent, Subsidiaries Or Affiliates	Domi-ciliary Location	Relation-ship to Reporting Entity	Directly Controlled by (Name of Entity/Person)	Type of Control (Ownership, Board, Management, Attorney-in-Fact, Influence, Other)	If Control is Ownership Provide Percen-tage	Ultimate Controlling Entity(ies)/Person(s)	Is an SCA Filing Re-quired? (Yes/No)	*
.0140	Nationwide		01-0749754				Nationwide Life Tax Credit Partners 2002-B, LLC	.OH	NIA	Nationwide Life Insurance Company	Other	0.010	Nationwide Mutual Insurance Company	.NO	.1
.0140	Nationwide		54-2113175				Nationwide Life Tax Credit Partners 2003-A, LLC	.OH	NIA	Nationwide Life Insurance Company	Other	0.010	Nationwide Mutual Insurance Company	.NO	.1
.0140	Nationwide		58-2672725				Nationwide Life Tax Credit Partners 2003-B, LLC	.OH	NIA	Nationwide Life Insurance Company	Other	0.010	Nationwide Mutual Insurance Company	.NO	.1
.0140	Nationwide		20-0382144				Nationwide Life Tax Credit Partners 2004-A, LLC	.OH	NIA	Nationwide Life Insurance Company	Other	0.010	Nationwide Mutual Insurance Company	.NO	.1
.0140	Nationwide		20-0745965				Nationwide Life Tax Credit Partners 2004-C, LLC	.OH	NIA	Nationwide Life Insurance Company	Other	0.010	Nationwide Mutual Insurance Company	.NO	.1
.0140	Nationwide		20-1918935				Nationwide Life Tax Credit Partners 2004-F, LLC	.OH	NIA	Nationwide Life Insurance Company	Other	0.010	Nationwide Mutual Insurance Company	.NO	.1
.0140	Nationwide		20-2303694				Nationwide Life Tax Credit Partners 2005-A, LLC	.OH	NIA	Nationwide Life Insurance Company	Other	0.010	Nationwide Mutual Insurance Company	.NO	.1
.0140	Nationwide		20-2303602				Nationwide Life Tax Credit Partners 2005-B, LLC	.OH	NIA	Nationwide Life Insurance Company	Other	0.010	Nationwide Mutual Insurance Company	.NO	.1
.0140	Nationwide		20-2450960				Nationwide Life Tax Credit Partners 2005-C, LLC	.OH	NIA	Nationwide Life Insurance Company	Other	0.010	Nationwide Mutual Insurance Company	.NO	.1
.0140	Nationwide		20-2774223				Nationwide Life Tax Credit Partners 2005-E, LLC	.OH	NIA	Nationwide Life Insurance Company	Other	0.010	Nationwide Mutual Insurance Company	.NO	.1
.0140	Nationwide		21-1288836				Nationwide Life Tax Credit Partners 2007-A, LLC	.OH	NIA	Nationwide Life Insurance Company	Other	0.010	Nationwide Mutual Insurance Company	.NO	.1
.0140	Nationwide		27-1362364				Nationwide Life Tax Credit Partners 2009-I, LLC	.OH	NIA	Nationwide Life Insurance Company	Other	0.010	Nationwide Mutual Insurance Company	.NO	.1
.0140	Nationwide		45-0469525				Nationwide Life Tax Credit Partners No. 1, LLC	.OH	NIA	Nationwide Life Insurance Company	Other	0.010	Nationwide Mutual Insurance Company	.NO	.1
.0140	Nationwide	42110	75-1780981				Nationwide Lloyds	.TX	IA	n/a	contract	0.000	Nationwide Mutual Insurance Company	.NO	.2
.0140	Nationwide		42-1373380				Nationwide Sales Solutions, Inc. (fka								
.0140	Nationwide		75-3191025				Nationwide Member Solutions Agency Inc.)	.IA	NIA	ALLIED Group, Inc.	Ownership	100.000	Nationwide Mutual Insurance Company	.NO	
.0140	Nationwide		31-4177110				Nationwide Mutual Capital, LLC	.OH	NIA	Nationwide Mutual Insurance Company	Ownership	100.000	Nationwide Mutual Insurance Company	.NO	
.0140	Nationwide	23779	31-4177100				Nationwide Mutual Fire Insurance Company	.OH	IA	Other non-Nationwide	n/a	0.000	Other non-Nationwide	.NO	.2
.0140	Nationwide	23787	31-4177100				Nationwide Mutual Insurance Company	.OH	RE	Other non-Nationwide	n/a	0.000	Other non-Nationwide	.NO	.2
.0140	Nationwide		34-2012765				Nationwide Private Equity Fund, LLC	.OH	NIA	Nationwide Mutual Insurance Company	Ownership	100.000	Nationwide Mutual Insurance Company	.NO	
.0140	Nationwide						Nationwide Property and Casualty Insurance Company	.OH	IA	Nationwide Mutual Insurance Company	Ownership	100.000	Nationwide Mutual Insurance Company	.NO	
.0140	Nationwide	37877	31-0970750				Nationwide Realty Investors, Ltd.	.OH	NIA	Nationwide Mutual Insurance Company	Ownership	97.000	Nationwide Mutual Insurance Company	.NO	.1
.0140	Nationwide		31-1486309				Nationwide Realty Investors, Ltd.	.OH	NIA	Nationwide Indemnity Company	Ownership	3.000	Nationwide Mutual Insurance Company	.NO	.1
.0140	Nationwide		31-1486309				Nationwide Realty Management, LLC	.OH	NIA	Nationwide Realty Investors, Ltd.	Ownership	100.000	Nationwide Mutual Insurance Company	.NO	
.0140	Nationwide						Nationwide Realty Services, Ltd.	.OH	NIA	Nationwide Mutual Insurance Company	Ownership	100.000	Nationwide Mutual Insurance Company	.NO	
.0140	Nationwide		73-0948330				Nationwide Retirement Solutions, Inc.	.DE	NIA	NFS Distributors, Inc.	Ownership	100.000	Nationwide Mutual Insurance Company	.NO	
.0140	Nationwide						Nationwide Life and Annuity Insurance Company								
.0140	Nationwide		83-2250056				Nationwide SBL, LLC	.OH	NIA	Company	Ownership	100.000	Nationwide Mutual Insurance Company	.NO	
.0140	Nationwide		36-2434406				Nationwide Securities, LLC	.OH	NIA	NFS Distributors, Inc.	Ownership	100.000	Nationwide Mutual Insurance Company	.NO	
.0140	Nationwide		46-1952215				Nationwide Tax Credit Partners 2013-A, LLC	.OH	NIA	Nationwide Life Insurance Company	Other	0.010	Nationwide Mutual Insurance Company	.NO	.1
.0140	Nationwide		46-1971926				Nationwide Tax Credit Partners 2013-B, LLC	.OH	NIA	Nationwide Life Insurance Company	Other	0.010	Nationwide Mutual Insurance Company	.NO	.1
.0140	Nationwide		31-1592130	2729677			Nationwide Trust Company, FSB	.US	OTH	Nationwide Financial Services, Inc.	Ownership	100.000	Nationwide Mutual Insurance Company	.NO	.2
.0140	Nationwide		20-5976272				Nationwide Ventures, LLC	.OH	NIA	Nationwide Mutual Insurance Company	Ownership	100.000	Nationwide Mutual Insurance Company	.NO	
.0140	Nationwide		31-0871532				NBS Insurance Agency, Inc.	.OH	IA	Nationwide Mutual Insurance Company	Ownership	100.000	Nationwide Mutual Insurance Company	.NO	
.0140	Nationwide		85-4193218				NCS Arizona, LLC	.OH	NIA	Nationwide Mutual Insurance Company	Ownership	100.000	Nationwide Mutual Insurance Company	.NO	
.0140	Nationwide		11-3651828				ND La Quinta Partners, LLC	.DE	NIA	Nationwide Realty Investors, Ltd.	Ownership	95.000	Nationwide Mutual Insurance Company	.NO	.1
.0140	Nationwide		31-1630871				NFS Distributors, Inc.	.DE	NIA	Nationwide Financial Services, Inc.	Ownership	100.000	Nationwide Mutual Insurance Company	.NO	
.0140	Nationwide		82-5195340				NLIC REO Holdings, LLC	.OH	NIA	Nationwide Life Insurance Company	Ownership	100.000	Nationwide Mutual Insurance Company	.NO	
.0140	Nationwide		82-5194959				NMIC REO Holdings, LLC	.OH	NIA	Nationwide Mutual Insurance Company	Ownership	100.000	Nationwide Mutual Insurance Company	.NO	
.0140	Nationwide		46-3762545				NNOV8, LLC	.OH	NIA	Nationwide Mutual Insurance Company	Ownership	100.000	Nationwide Mutual Insurance Company	.NO	

STATEMENT AS OF SEPTEMBER 30, 2022 OF THE NATIONWIDE MUTUAL INSURANCE COMPANY

SCHEDULE Y

PART 1A - DETAIL OF INSURANCE HOLDING COMPANY SYSTEM

1	2	3	4	5	6	7	8	9	10	11	12	13	14	15	16
Group Code	Group Name	NAIC Company Code	ID Number	Federal RSSD	CIK	Name of Securities Exchange if Publicly Traded (U.S. or International)	Names of Parent, Subsidiaries Or Affiliates	Domi-ciliary Location	Relation-ship to Reporting Entity	Directly Controlled by (Name of Entity/Person)	Type of Control (Ownership, Board, Management, Attorney-in-Fact, Influence, Other)	If Control is Ownership Provide Percen-tage	Ultimate Controlling Entity(ies)/Person(s)	Is an SCA Filing Re-quired? (Yes/No)	*
.0140	Nationwide		20-4939866				North of Third, LLC	OH	NIA	NRI Equity Land Investments, LLC	Ownership	100.000	Nationwide Mutual Insurance Company	NO	
.0140	Nationwide		31-1486309				NRI Arena, LLC	OH	NIA	Nationwide Realty Investors, Ltd.	Ownership	100.000	Nationwide Mutual Insurance Company	NO	
.0140	Nationwide		31-1486309				NRI Brookside, LLC	OH	NIA	Nationwide Realty Investors, Ltd.	Ownership	100.000	Nationwide Mutual Insurance Company	NO	
.0140	Nationwide		31-1486309				NRI Builders, LLC	OH	NIA	Nationwide Realty Investors, Ltd.	Ownership	100.000	Nationwide Mutual Insurance Company	NO	
.0140	Nationwide		31-1486309				NRI Cavasson, LLC	OH	NIA	Nationwide Realty Investors, Ltd.	Ownership	100.000	Nationwide Mutual Insurance Company	NO	
.0140	Nationwide		31-1486309				NRI Corporate Housing, LLC	OH	NIA	Nationwide Realty Investors, Ltd.	Ownership	100.000	Nationwide Mutual Insurance Company	NO	
.0140	Nationwide		31-1486309				NRI Cramer Creek, LLC	OH	NIA	Nationwide Realty Investors, Ltd.	Ownership	100.000	Nationwide Mutual Insurance Company	NO	
.0140	Nationwide		20-4939866				NRI Equity Land Investments, LLC	OH	NIA	Nationwide Realty Investors, Ltd.	Ownership	80.000	Nationwide Mutual Insurance Company	NO	1
.0140	Nationwide		26-0212217				NRI Equity Tampa, LLC	OH	NIA	Nationwide Realty Investors, Ltd.	Ownership	100.000	Nationwide Mutual Insurance Company	NO	
.0140	Nationwide		31-1486309				NRI Office Ventures, Ltd	OH	NIA	Nationwide Realty Investors, Ltd.	Ownership	100.000	Nationwide Mutual Insurance Company	NO	
.0140	Nationwide		31-1580283				NRI Telecom, LLC	OH	NIA	NID Investments, LLC	Ownership	100.000	Nationwide Mutual Insurance Company	NO	
.0140	Nationwide		31-1486309				NRI-Rivulon, LLC	OH	NIA	Nationwide Realty Investors, Ltd.	Ownership	100.000	Nationwide Mutual Insurance Company	NO	
.0140	Nationwide		90-0729552				NTCIF-2011, LLC	OH	NIA	Nationwide Mutual Insurance Company	Ownership	50.000	Nationwide Mutual Insurance Company	NO	1
.0140	Nationwide		90-0729552				NTCIF-2011, LLC	OH	NIA	Nationwide Mutual Fire Insurance Company	Ownership	50.000	Nationwide Mutual Insurance Company	NO	1
.0140	Nationwide		27-4700627				NTCP 2011-A, LLC	OH	OTH	Nationwide Life Insurance Company	Other	0.010	Nationwide Mutual Insurance Company	NO	2
.0140	Nationwide		46-0741029				NTCP 2012-A, LLC	OH	OTH	Nationwide Life Insurance Company	Other	0.010	Nationwide Mutual Insurance Company	NO	2
.0140	Nationwide		46-3309896				NTCP 2013-C, LLC	OH	OTH	Nationwide Life Insurance Company	Other	0.010	Nationwide Mutual Insurance Company	NO	2
.0140	Nationwide		46-4111078				NTCP 2014-A, LLC	OH	OTH	Nationwide Life Insurance Company	Other	0.010	Nationwide Mutual Insurance Company	NO	2
.0140	Nationwide		47-1404116				NTCP 2014-B, LLC	OH	OTH	Nationwide Life Insurance Company	Other	0.010	Nationwide Mutual Insurance Company	NO	2
.0140	Nationwide		47-1413242				NTCP 2014-C, LLC	OH	OTH	Nationwide Life Insurance Company	Other	0.010	Nationwide Mutual Insurance Company	NO	2
.0140	Nationwide		47-3909345				NTCP 2015-A, LLC	OH	OTH	Nationwide Life Insurance Company	Other	0.010	Nationwide Mutual Insurance Company	NO	2
.0140	Nationwide		47-4148470				NTCP 2015-B, LLC	OH	OTH	Nationwide Life Insurance Company	Other	0.010	Nationwide Mutual Insurance Company	NO	2
.0140	Nationwide		81-3836925				NTCP 2016-A, LLC	OH	NIA	Nationwide Life Insurance Company	Ownership	100.000	Nationwide Mutual Insurance Company	NO	
.0140	Nationwide		82-2015065				NTCP 2017-A, LLC	OH	NIA	Nationwide Life Insurance Company	Ownership	100.000	Nationwide Mutual Insurance Company	NO	
.0140	Nationwide		84-1969518				NW Fyrebyrd, LLC	OH	NIA	NWV8, LLC	Ownership	100.000	Nationwide Mutual Insurance Company	NO	
.0140	Nationwide		85-3363961				NW Next, LLC	OH	NIA	Nationwide Mutual Insurance Company	Ownership	100.000	Nationwide Mutual Insurance Company	NO	
.0140	Nationwide		81-0936428				NW Private Debt, LLC	OH	NIA	Nationwide Mutual Insurance Company	Ownership	100.000	Nationwide Mutual Insurance Company	NO	
.0140	Nationwide		26-1903919				NW REI, LLC	DE	NIA	Nationwide Mutual Insurance Company	Ownership	100.000	Nationwide Mutual Insurance Company	NO	
.0140	Nationwide		87-1087011				NW-Asheville, LLC	OH	NIA	Nationwide Mutual Insurance Company	Ownership	100.000	Nationwide Mutual Insurance Company	NO	
.0140	Nationwide		84-3942108				NW-Beloit, LLC	OH	NIA	Nationwide Mutual Fire Insurance Company	Ownership	100.000	Company	NO	
.0140	Nationwide		87-0847675				NW-Broadway at Surf, LLC	OH	NIA	Nationwide Mutual Insurance Company	Ownership	100.000	Nationwide Mutual Insurance Company	NO	
.0140	Nationwide		88-2152576				NW-Colfax, LLC	OH	NIA	Company	Ownership	100.000	Nationwide Mutual Insurance Company	NO	
.0140	Nationwide		92-0292630				NW-Conroe, LLC	OH	NIA	Nationwide Life Insurance Company	Ownership	100.000	Nationwide Mutual Insurance Company	NO	
.0140	Nationwide		87-3648595				NW-Corazon, LLC	OH	NIA	Nationwide Life Insurance Company	Ownership	100.000	Nationwide Mutual Insurance Company	NO	
.0140	Nationwide		84-2920247				NW-Cranberry, LLC	OH	NIA	Nationwide Life Insurance Company	Ownership	100.000	Nationwide Mutual Insurance Company	NO	
.0140	Nationwide		86-3529884				NW-Englewood, LLC	OH	NIA	Nationwide Life Insurance Company	Ownership	100.000	Nationwide Mutual Insurance Company	NO	
.0140	Nationwide		84-4388876				NW-Escalante, LLC	OH	NIA	Nationwide Mutual Insurance Company	Ownership	100.000	Nationwide Mutual Insurance Company	NO	
.0140	Nationwide		86-1538532				NW-Escalante II, LLC	OH	NIA	Nationwide Mutual Insurance Company	Ownership	100.000	Nationwide Mutual Insurance Company	NO	
.0140	Nationwide		31-1580283				NWID 205 Vine, LLC	OH	NIA	NWID Investments, LLC	Ownership	100.000	Nationwide Mutual Insurance Company	NO	
.0140	Nationwide		31-1580283				NWID 225 Nationwide, LLC	OH	NIA	NWID Investments, LLC	Ownership	100.000	Nationwide Mutual Insurance Company	NO	
.0140	Nationwide		31-1580283				NWID 230 West, LLC	OH	NIA	NWID Investments, LLC	Ownership	100.000	Nationwide Mutual Insurance Company	NO	
.0140	Nationwide		31-1580283				NWID 240 Nationwide, LLC	OH	NIA	NWID Investments, LLC	Ownership	100.000	Nationwide Mutual Insurance Company	NO	
.0140	Nationwide		31-1580283				NWID 250 Brodbelt, LLC	OH	NIA	NWID Investments, LLC	Ownership	100.000	Nationwide Mutual Insurance Company	NO	
.0140	Nationwide		31-1580283				NWID 250 West, LLC	OH	NIA	NWID Investments, LLC	Ownership	100.000	Nationwide Mutual Insurance Company	NO	
.0140	Nationwide		31-1580283				NWID 265 Neil, LLC	OH	NIA	NWID Investments, LLC	Ownership	100.000	Nationwide Mutual Insurance Company	NO	
.0140	Nationwide		31-1580283				NWID 275 Marconi, LLC	OH	NIA	NWID Investments, LLC	Ownership	100.000	Nationwide Mutual Insurance Company	NO	
.0140	Nationwide		31-1580283				NWID 300 Neil, LLC	OH	NIA	NWID Investments, LLC	Ownership	100.000	Nationwide Mutual Insurance Company	NO	
.0140	Nationwide		31-1580283				NWID 300 Spring, LLC	OH	NIA	NWID Investments, LLC	Ownership	100.000	Nationwide Mutual Insurance Company	NO	
.0140	Nationwide		31-1580283				NWID 355 McConnell, LLC	OH	NIA	NWID Investments, LLC	Ownership	100.000	Nationwide Mutual Insurance Company	NO	
.0140	Nationwide		31-1580283				NWID 425 Nationwide, LLC	OH	NIA	NWID Investments, LLC	Ownership	100.000	Nationwide Mutual Insurance Company	NO	
.0140	Nationwide		31-1580283				NWID 500 Nationwide, LLC	OH	NIA	NWID Investments, LLC	Ownership	100.000	Nationwide Mutual Insurance Company	NO	
.0140	Nationwide		31-1580283				NWID Arena Crossing, LLC	OH	NIA	NWID Investments, LLC	Ownership	100.000	Nationwide Mutual Insurance Company	NO	

STATEMENT AS OF SEPTEMBER 30, 2022 OF THE NATIONWIDE MUTUAL INSURANCE COMPANY

SCHEDULE Y
PART 1A - DETAIL OF INSURANCE HOLDING COMPANY SYSTEM

1	2	3	4	5	6	7	8	9	10	11	12	13	14	15	16
Group Code	Group Name	NAIC Company Code	ID Number	Federal RSSD	CIK	Name of Securities Exchange if Publicly Traded (U.S. or International)	Names of Parent, Subsidiaries Or Affiliates	Domi-ciliary Location	Relation-ship to Reporting Entity	Directly Controlled by (Name of Entity/Person)	Type of Control (Ownership, Board, Management, Attorney-in-Fact, Influence, Other)	If Control is Ownership Provide Percentage	Ultimate Controlling Entity(ies)/Person(s)	Is an SCA Filing Re-quired? (Yes/No)	*
.0140	Nationwide		31-1580283				NWD Arena District I, LLC	OH	NIA	NWD Investments, LLC	Ownership	100.000	Nationwide Mutual Insurance Company	NO	
.0140	Nationwide		31-1580283				NWD Arena District II, LLC	OH	NIA	NWD Investments, LLC	Ownership	100.000	Nationwide Mutual Insurance Company	NO	
.0140	Nationwide		31-1580283				NWD Arena District MM, LLC	OH	NIA	NWD Investments, LLC	Ownership	100.000	Nationwide Mutual Insurance Company	NO	
.0140	Nationwide		31-1580283				NWD Arena District PW, LLC	OH	NIA	NWD Investments, LLC	Ownership	100.000	Nationwide Mutual Insurance Company	NO	
.0140	Nationwide		31-1580283				NWD Arena District V, LLC	OH	NIA	NWD Investments, LLC	Ownership	100.000	Nationwide Mutual Insurance Company	NO	
.0140	Nationwide		31-1580283				NWD Athletic Club, LLC	OH	NIA	NWD Investments, LLC	Ownership	100.000	Nationwide Mutual Insurance Company	NO	
.0140	Nationwide		88-2975730				NW-Boise, LLC	OH	NIA	Nationwide Life Insurance Company	Ownership	100.000	Nationwide Mutual Insurance Company	NO	
.0140	Nationwide		31-1580283				NWD Brodbelt, LLC	OH	NIA	NWD Investments, LLC	Ownership	100.000	Nationwide Mutual Insurance Company	NO	
.0140	Nationwide		30-0876022				NWD Franklinton, LLC	OH	NIA	Nationwide Realty Investors, Ltd.	Ownership	80.000	Nationwide Mutual Insurance Company	NO	1
.0140	Nationwide		31-4118665				NWD HP, LLC	OH	NIA	NWD Investments, LLC	Ownership	75.000	Nationwide Mutual Insurance Company	NO	1
.0140	Nationwide		31-1580283				NWD Investments, LLC	OH	NIA	Nationwide Realty Investors, Ltd.	Ownership	80.000	Nationwide Mutual Insurance Company	NO	1
.0140	Nationwide		31-1486309				NWGH, LLC	OH	NIA	Nationwide Realty Investors, Ltd.	Ownership	75.000	Nationwide Mutual Insurance Company	NO	1
.0140	Nationwide		87-3124154				NW-Gallatin, LLC	OH	NIA	Nationwide Life Insurance Company	Ownership	100.000	Nationwide Mutual Insurance Company	NO	
.0140	Nationwide		85-1262262				NW-Gator Walk, LLC	OH	NIA	Nationwide Mutual Insurance Company	Ownership	100.000	Nationwide Mutual Insurance Company	NO	
.0140	Nationwide		86-2431839				NW-Hub13, LLC	OH	NIA	Nationwide Mutual Insurance Company	Ownership	100.000	Nationwide Mutual Insurance Company	NO	
.0140	Nationwide		47-2482818				NW-Jasper WAG, LLC	OH	NIA	NW REI, LLC	Ownership	100.000	Nationwide Mutual Insurance Company	NO	
.0140	Nationwide		87-3767006				NW-Kingsbury, LLC	OH	NIA	Nationwide Life Insurance Company	Ownership	100.000	Nationwide Mutual Insurance Company	NO	
.0140	Nationwide		81-5146596				NW-Logan, LLC	OH	NIA	NW REI, LLC	Ownership	100.000	Nationwide Mutual Insurance Company	NO	
.0140	Nationwide		87-1565013				NW-Midtown, LLC	OH	NIA	NW REI, LLC	Ownership	100.000	Nationwide Mutual Insurance Company	NO	
.0140	Nationwide						Nationwide Life and Annuity Insurance Company								
.0140	Nationwide		85-1246853				NW-Oakbrook, LLC	OH	NIA	Company	Ownership	100.000	Nationwide Mutual Insurance Company	NO	
.0140	Nationwide		88-2595124				NW-OG, LLC	OH	NIA	Nationwide Mutual Insurance Company	Ownership	100.000	Nationwide Mutual Insurance Company	NO	
.0140	Nationwide		83-2260477				NW-ORBD, LLC	OH	NIA	NW REI (MIFIC), LLC	Ownership	100.000	Nationwide Mutual Insurance Company	NO	
.0140	Nationwide		47-2449044				NW-Promenade at Madison, LLC	OH	NIA	NW REI, LLC	Ownership	100.000	Nationwide Mutual Insurance Company	NO	
.0140	Nationwide		83-2173918				NW-Radius, LLC	OH	NIA	NW REI (NLIC), LLC	Ownership	100.000	Nationwide Mutual Insurance Company	NO	
.0140	Nationwide		87-1367836				NW-Rancho, LLC	OH	NIA	Nationwide Life Insurance Company	Ownership	100.000	Nationwide Mutual Insurance Company	NO	
.0140	Nationwide		88-1405151				NW-Riverchase, LLC	OH	NIA	Nationwide Life Insurance Company	Ownership	100.000	Nationwide Mutual Insurance Company	NO	
.0140	Nationwide		86-3702669				NW-RPG Cranberry, LLC	OH	NIA	Nationwide Mutual Insurance Company	Ownership	100.000	Nationwide Mutual Insurance Company	NO	
.0140	Nationwide		87-0890277				NW-Ruby, LLC	OH	NIA	Nationwide Life Insurance Company	Ownership	100.000	Nationwide Mutual Insurance Company	NO	
.0140	Nationwide		87-3273918				NW-San Marco, LLC	OH	NIA	Nationwide Life Insurance Company	Ownership	100.000	Nationwide Mutual Insurance Company	NO	
.0140	Nationwide		87-3289289				NW-San Pablo, LLC	OH	NIA	Nationwide Mutual Insurance Company	Ownership	100.000	Nationwide Mutual Insurance Company	NO	
.0140	Nationwide		84-4326171				NW-Southbank, LLC	OH	NIA	Nationwide Mutual Insurance Company	Ownership	100.000	Nationwide Mutual Insurance Company	NO	
.0140	Nationwide		81-3212025				NW-Springfield, LLC	OH	NIA	Nationwide Mutual Insurance Company	Ownership	100.000	Nationwide Mutual Insurance Company	NO	
.0140	Nationwide		85-0536537				NW-Sweetwater, LLC	OH	NIA	Nationwide Life Insurance Company	Ownership	100.000	Nationwide Mutual Insurance Company	NO	
.0140	Nationwide						Nationwide Life and Annuity Insurance Company								
.0140	Nationwide		81-1603024				NW REI (NLAIC), LLC	OH	NIA	Company	Ownership	100.000	Nationwide Mutual Insurance Company	NO	
.0140	Nationwide		81-1619428				NW REI (NLIC), LLC	OH	NIA	Nationwide Life Insurance Company	Ownership	100.000	Nationwide Mutual Insurance Company	NO	
.0140	Nationwide		81-1861190				NW REI (MIFIC), LLC	OH	NIA	Nationwide Mutual Fire Insurance Company	Ownership	100.000	Nationwide Mutual Insurance Company	NO	
.0140	Nationwide		31-0947092				OCH Company, LLC	OH	NIA	Nationwide Realty Investors, Ltd.	Ownership	100.000	Nationwide Mutual Insurance Company	NO	
			26-0263012				Old Track Street Owners Association, Inc.	OH	OTH	Other non-Nationwide	n/a	0.000	Other non-Nationwide	NO	2
.0140	Nationwide	13999	27-1712056				Nationwide Life and Annuity Insurance Company								
.0140	Nationwide						Olentangy Reinsurance, LLC	VT	IA	Company	Ownership	100.000	Nationwide Mutual Insurance Company	NO	
.0140	Nationwide						Nationwide Agent Risk Purchasing Group, Inc. (fka On Your Side Nationwide Insurance Agency, Inc.)								
.0140	Nationwide		47-1923444					OH	NIA	THI Holdings (Delaware), Inc.	Ownership	100.000	Nationwide Mutual Insurance Company	NO	
.0140	Nationwide		31-1486309				Perimeter A, Ltd.	OH	NIA	Nationwide Realty Investors, Ltd.	Ownership	100.000	Nationwide Mutual Insurance Company	NO	
.0140	Nationwide		20-4939866				Rail Street Parking, LLC	OH	NIA	NRI Equity Land Investments, LLC	Ownership	100.000	Nationwide Mutual Insurance Company	NO	
.0140	Nationwide						Registered Investment Advisors Services, Inc.								
.0140	Nationwide		75-2938844					TX	NIA	Nationwide Financial Services, Inc.	Ownership	100.000	Nationwide Mutual Insurance Company	NO	
.0140	Nationwide		82-0549218				Retention Alternatives Ltd.	BMU	IA	Nationwide Mutual Fire Insurance Company	Ownership	100.000	Nationwide Mutual Insurance Company	NO	
.0140	Nationwide		31-1486309				Rivulon Hotel I, LLC	OH	NIA	NRI-Rivulon, LLC	Ownership	100.000	Nationwide Mutual Insurance Company	NO	
.0140	Nationwide		31-1486309				Rivulon Hotel II, LLC	OH	NIA	NRI-Rivulon, LLC	Ownership	100.000	Nationwide Mutual Insurance Company	NO	
.0140	Nationwide	15580	31-1117969				Scottsdale Indemnity Company	OH	IA	Nationwide Mutual Insurance Company	Ownership	100.000	Nationwide Mutual Insurance Company	NO	
.0140	Nationwide	41297	31-1024978				Scottsdale Insurance Company	OH	IA	Nationwide Mutual Insurance Company	Ownership	100.000	Nationwide Mutual Insurance Company	NO	

STATEMENT AS OF SEPTEMBER 30, 2022 OF THE NATIONWIDE MUTUAL INSURANCE COMPANY

SCHEDULE Y

PART 1A - DETAIL OF INSURANCE HOLDING COMPANY SYSTEM

1	2	3	4	5	6	7	8	9	10	11	12	13	14	15	16
Group Code	Group Name	NAIC Company Code	ID Number	Federal RSSD	CIK	Name of Securities Exchange if Publicly Traded (U.S. or International)	Names of Parent, Subsidiaries Or Affiliates	Domi-ciliary Loca-tion	Relation-ship to Reporting Entity	Directly Controlled by (Name of Entity/Person)	Type of Control (Ownership, Board, Management, Attorney-in-Fact, Influence, Other)	If Control is Owner-ship Provide Percen-tage	Ultimate Controlling Entity(ies)/Person(s)	Is an SCA Filing Re-quired? (Yes/No)	*
..0140 ..	Nationwide10672	86-0835870	Scottsdale Surplus Lines Insurance CompanyAZ.....IA.....	Scottsdale Insurance Company	Ownership.....	100.000	Nationwide Mutual Insurance CompanyNO.....
..0140 ..	Nationwide	31-1610040	The Waterfront Partners, LLCOH.....NIA.....	Nationwide Realty Investors, Ltd.	Ownership.....	50.000	Nationwide Mutual Insurance CompanyNO.....1
..0140 ..	Nationwide	52-2031677	THI Holdings (Delaware), Inc.DE.....NIA.....	Nationwide Mutual Insurance Company	Ownership.....	100.000	Nationwide Mutual Insurance CompanyYES.....
..0140 ..	Nationwide36269	86-0619597	Titan Insurance CompanyMI.....IA.....	THI Holdings (Delaware), Inc.	Ownership.....	100.000	Nationwide Mutual Insurance CompanyNO.....
..0140 ..	Nationwide	75-1284530	Titan Insurance Services, Inc.TX.....IA.....	THI Holdings (Delaware), Inc.	Ownership.....	100.000	Nationwide Mutual Insurance CompanyNO.....
..0140 ..	Nationwide	33-0160222	V.P.I. Services, Inc.CA.....IA.....	Veterinary Pet Insurance Company	Ownership.....	100.000	Nationwide Mutual Insurance CompanyNO.....
..0140 ..	Nationwide42285	95-3750113	Veterinary Pet Insurance CompanyOH.....IA.....	Scottsdale Insurance Company	Ownership.....	100.000	Nationwide Mutual Insurance CompanyNO.....
..0140 ..	Nationwide42889	34-1394913	Victoria Fire & Casualty CompanyOH.....IA.....	THI Holdings (Delaware), Inc.	Ownership.....	100.000	Nationwide Mutual Insurance CompanyNO.....
..0140 ..	Nationwide10105	34-1777972	Victoria Select Insurance CompanyOH.....IA.....	Victoria Fire & Casualty Insurance Company	Ownership.....	100.000	Nationwide Mutual Insurance CompanyNO.....
..0140 ..	Nationwide	31-1486309	Wellington Park, LLCOH.....NIA.....	Nationwide Realty Investors, Ltd.	Ownership.....	100.000	Nationwide Mutual Insurance CompanyNO.....

Asterisk	Explanation
1	For the purposes of this schedule, Nationwide presumed control of these entities because they are owned by at least 10% and are not wholly-owned by a Nationwide entity.
2	Other ownership indicates a non-ownership circumstance by a Nationwide entity.

PART 1 - LOSS EXPERIENCE

Line of Business		Current Year to Date			4
		1 Direct Premiums Earned	2 Direct Losses Incurred	3 Direct Loss Percentage	Prior Year to Date Direct Loss Percentage
1.	Fire	42,100,552	34,471,307	81.9	64.7
2.1	Allied Lines	68,406,092	38,741,654	56.6	53.6
2.2	Multiple peril crop				
2.3	Federal flood		(11,352)		38,519.4
2.4	Private crop				
2.5	Private flood	339,856	10,974	3.2	2.0
3.	Farmowners multiple peril	14,948,028	17,342,772	116.0	81.9
4.	Homeowners multiple peril	539,031,129	566,015,319	105.0	74.6
5.	Commercial multiple peril	186,299,761	216,142,985	116.0	43.2
6.	Mortgage guaranty				
8.	Ocean marine				
9.	Inland marine	124,938,518	99,404,013	79.6	66.4
10.	Financial guaranty				
11.1	Medical professional liability - occurrence		(544)		
11.2	Medical professional liability - claims-made				
12.	Earthquake	2,565,313	15,160	0.6	0.9
13.1	Comprehensive (hospital and medical) individual				
13.2	Comprehensive (hospital and medical) group	28,525,272	23,741,489	83.2	55.0
14.	Credit accident and health				
15.1	Vision only				
15.2	Dental only				
15.3	Disability income	86,265	6,750	7.8	
15.4	Medicare supplement	5,044	139,765	2,770.9	
15.5	Medicaid Title XIX				
15.6	Medicare Title XVIII				
15.7	Long-term care				
15.8	Federal employees health benefits plan				
15.9	Other health				(83.4)
16.	Workers' compensation	29,214,701	(12,241,902)	(41.9)	(97.4)
17.1	Other liability - occurrence	139,180,421	121,483,214	87.3	72.6
17.2	Other liability - claims-made	7,657,186	618,183	8.1	35.6
17.3	Excess workers' compensation				
18.1	Products liability - occurrence	4,649,158	3,414,116	73.4	(0.6)
18.2	Products liability - claims-made				
19.1	Private passenger auto no-fault (personal injury protection)	31,642,500	8,989,407	28.4	39.5
19.2	Other private passenger auto liability	465,958,368	268,774,588	57.7	53.8
19.3	Commercial auto no-fault (personal injury protection)	386,567	(575)	(0.1)	91.5
19.4	Other commercial auto liability	111,693,202	61,555,512	55.1	46.4
21.1	Private passenger auto physical damage	392,927,503	252,200,608	64.2	48.8
21.2	Commercial auto physical damage	28,603,244	18,800,487	65.7	48.7
22.	Aircraft (all perils)				
23.	Fidelity	1,430,834	44,126	3.1	8.9
24.	Surety	78,149,249	10,729,368	13.7	12.1
26.	Burglary and theft	1,260,691	86,337	6.8	3.4
27.	Boiler and machinery	7,943,865	1,573,677	19.8	65.6
28.	Credit				
29.	International				
30.	Warranty				
31.	Reinsurance - Nonproportional Assumed Property	XXX	XXX	XXX	XXX
32.	Reinsurance - Nonproportional Assumed Liability	XXX	XXX	XXX	XXX
33.	Reinsurance - Nonproportional Assumed Financial Lines	XXX	XXX	XXX	XXX
34.	Aggregate write-ins for other lines of business				
35.	Totals	2,307,943,319	1,732,047,438	75.0	54.2
DETAILS OF WRITE-INS					
3401.				
3402.				
3403.				
3498.	Summary of remaining write-ins for Line 34 from overflow page				
3499.	Totals (Lines 3401 through 3403 plus 3498)(Line 34 above)				

STATEMENT AS OF SEPTEMBER 30, 2022 OF THE NATIONWIDE MUTUAL INSURANCE COMPANY

PART 2 - DIRECT PREMIUMS WRITTEN

Line of Business		1 Current Quarter	2 Current Year to Date	3 Prior Year Year to Date
1.	Fire	22,396,657	59,329,979	26,196,468
2.1	Allied Lines	37,752,207	93,677,299	43,945,883
2.2	Multiple peril crop			
2.3	Federal flood			(315)
2.4	Private crop			
2.5	Private flood	150,003	430,797	178,163
3.	Farmowners multiple peril	2,604,555	14,433,227	15,351,932
4.	Homeowners multiple peril	221,439,389	585,268,432	507,699,276
5.	Commercial multiple peril	55,307,919	172,737,345	197,260,590
6.	Mortgage guaranty			
8.	Ocean marine			
9.	Inland marine	46,050,318	142,707,283	71,557,683
10.	Financial guaranty			
11.1	Medical professional liability - occurrence			
11.2	Medical professional liability - claims-made			
12.	Earthquake	860,295	2,698,618	2,338,972
13.1	Comprehensive (hospital and medical) individual			
13.2	Comprehensive (hospital and medical) group	10,553,529	28,652,826	12,904,239
14.	Credit accident and health			
15.1	Vision only			
15.2	Dental only			
15.3	Disability income	(69,154)	67,188	
15.4	Medicare supplement	828	5,044	
15.5	Medicaid Title XIX			
15.6	Medicare Title XVIII			
15.7	Long-term care			
15.8	Federal employees health benefits plan			
15.9	Other health			(76,215)
16.	Workers' compensation	11,986,407	33,184,891	24,704,909
17.1	Other liability - occurrence	46,591,476	140,497,355	143,529,206
17.2	Other liability - claims-made	1,934,036	7,719,868	7,223,078
17.3	Excess workers' compensation			
18.1	Products liability - occurrence	1,392,149	4,742,292	4,352,737
18.2	Products liability - claims-made			
19.1	Private passenger auto no-fault (personal injury protection)	10,850,547	32,016,665	33,497,927
19.2	Other private passenger auto liability	169,209,566	489,708,413	472,139,510
19.3	Commercial auto no-fault (personal injury protection)	111,202	323,166	512,706
19.4	Other commercial auto liability	37,465,245	112,982,455	117,348,752
21.1	Private passenger auto physical damage	148,899,212	431,556,973	375,664,918
21.2	Commercial auto physical damage	8,581,514	28,110,643	30,789,703
22.	Aircraft (all perils)			
23.	Fidelity	470,405	1,506,249	1,516,180
24.	Surety	36,248,176	101,183,996	66,747,044
26.	Burglary and theft	392,386	1,193,608	1,288,602
27.	Boiler and machinery	2,772,342	7,874,599	7,802,424
28.	Credit			
29.	International			
30.	Warranty			
31.	Reinsurance - Nonproportional Assumed Property	XXX	XXX	XXX
32.	Reinsurance - Nonproportional Assumed Liability	XXX	XXX	XXX
33.	Reinsurance - Nonproportional Assumed Financial Lines	XXX	XXX	XXX
34.	Aggregate write-ins for other lines of business			
35.	Totals	873,951,209	2,492,609,211	2,164,474,372
DETAILS OF WRITE-INS				
3401.			
3402.			
3403.			
3498.	Summary of remaining write-ins for Line 34 from overflow page			
3499.	Totals (Lines 3401 through 3403 plus 3498)(Line 34 above)			

STATEMENT AS OF SEPTEMBER 30, 2022 OF THE NATIONWIDE MUTUAL INSURANCE COMPANY

PART 3 (000 omitted)

LOSS AND LOSS ADJUSTMENT EXPENSE RESERVES SCHEDULE

	1	2	3	4	5	6	7	8	9	10	11	12	13	
Years in Which Losses Occurred	Prior Year-End Known Case Loss and LAE Reserves	Prior Year-End IBNR Loss and LAE Reserves	Total Prior Year-End Loss and LAE Reserves (Cols. 1+2)	2022 Loss and LAE Payments on Claims Reported as of Prior Year-End	2022 Loss and LAE Payments on Claims Unreported as of Prior Year-End	Total 2022 Loss and LAE Payments (Cols. 4+5)	Q.S. Date Known Case Loss and LAE Reserves on Claims Reported and Open as of Prior Year End	Q.S. Date Known Case Loss and LAE Reserves on Claims Reported or Reopened Subsequent to Prior Year End	Q.S. Date IBNR Loss and LAE Reserves	Total Q.S. Loss and LAE Reserves (Cols.7+8+9)	Prior Year-End Known Case Loss and LAE Reserves Developed (Savings)/ Deficiency (Cols.4+7 minus Col. 1)	Prior Year-End IBNR Loss and LAE Reserves Developed (Savings)/ Deficiency (Cols. 5+8+9 minus Col. 2)	Prior Year-End Total Loss and LAE Reserve Developed (Savings)/ Deficiency (Cols. 11+12)	
1. 2019 + Prior	3,063,210	2,424,867	5,488,077	1,317,055	62,730	1,379,785	2,251,679	68,168	1,922,067	4,241,914	505,524	(371,902)	133,622	
2. 2020	991,924	1,019,079	2,011,003	491,939	32,886	524,825	720,561	57,511	661,530	1,439,602	220,576	(267,152)	(46,576)	
3. Subtotals 2020 + Prior	4,055,134	3,443,946	7,499,080	1,808,994	95,616	1,904,610	2,972,240	125,679	2,583,597	5,681,516	726,100	(639,054)	87,046	
4. 2021	1,750,818	2,555,799	4,306,617	1,548,341	282,403	1,830,744	1,028,374	179,548	1,404,863	2,612,785	825,897	(688,985)	136,912	
5. Subtotals 2021 + Prior	5,805,952	5,999,745	11,805,697	3,357,335	378,019	3,735,354	4,000,614	305,227	3,988,460	8,294,301	1,551,997	(1,328,039)	223,958	
6. 2022	XXX	XXX	XXX	XXX	3,920,665	3,920,665	XXX	1,305,849	2,284,514	3,590,363	XXX	XXX	XXX	
7. Totals	5,805,952	5,999,745	11,805,697	3,357,335	4,298,684	7,656,019	4,000,614	1,611,076	6,272,974	11,884,664	1,551,997	(1,328,039)	223,958	
8. Prior Year-End Surplus As Regards Policyholders	15,433,589											Col. 11, Line 7 As % of Col. 1 Line 7	Col. 12, Line 7 As % of Col. 2 Line 7	Col. 13, Line 7 As % of Col. 3 Line 7
												1. 26.7	2. (22.1)	3. 1.9
													Col. 13, Line 7 As a % of Col. 1 Line 8	
													4. 1.5	

STATEMENT AS OF SEPTEMBER 30, 2022 OF THE NATIONWIDE MUTUAL INSURANCE COMPANY

SUPPLEMENTAL EXHIBITS AND SCHEDULES INTERROGATORIES

The following supplemental reports are required to be filed as part of your statement filing. However, in the event that your company does not transact the type of business for which the special report must be filed, your response of NO to the specific interrogatory will be accepted in lieu of filing a "NONE" report and a bar code will be printed below. If the supplement is required of your company but is not being filed for whatever reason enter SEE EXPLANATION and provide an explanation following the interrogatory questions.


	Response
1. Will the Trusteed Surplus Statement be filed with the state of domicile and the NAIC with this statement?	NO
2. Will Supplement A to Schedule T (Medical Professional Liability Supplement) be filed with this statement?	NO
3. Will the Medicare Part D Coverage Supplement be filed with the state of domicile and the NAIC with this statement?	NO
4. Will the Director and Officer Insurance Coverage Supplement be filed with the state of domicile and the NAIC with this statement?	YES
AUGUST FILING	
5. Will the regulator-only (non-public) Communication of Internal Control Related Matters Noted in Audit be filed with the state of domicile and electronically with the NAIC (as a regulator-only non-public document) by August 1? The response for 1st and 3rd quarters should be N/A. A NO response resulting with a bar code is only appropriate in the 2nd quarter.	N/A

Explanations:

1.
2.
3.

Bar Codes:

1. Trusteed Surplus Statement [Document Identifier 490]
2. Supplement A to Schedule T [Document Identifier 455]
3. Medicare Part D Coverage Supplement [Document Identifier 365]



STATEMENT AS OF SEPTEMBER 30, 2022 OF THE NATIONWIDE MUTUAL INSURANCE COMPANY

OVERFLOW PAGE FOR WRITE-INS

Additional Write-ins for Assets Line 25

		Current Statement Date			4 December 31 Prior Year Net Admitted Assets
		1 Assets	2 Nonadmitted Assets	3 Net Admitted Assets (Cols. 1 - 2)	
2504.	Other assets nonadmitted	75,701,010	75,701,010		
2505.	Recoupment receivables	24,568,878		24,568,878	24,193,907
2506.	Third party administrator receivable	31,080,543	5,054,421	26,026,122	22,289,380
2507.	Deductible receivables	1,695,851	181,329	1,514,522	1,995,926
2508.	Corporate owned investment value of life insurance	1,490,407,539		1,490,407,539	1,656,670,728
2597.	Summary of remaining write-ins for Line 25 from overflow page	1,623,453,821	80,936,760	1,542,517,061	1,705,149,941

Additional Write-ins for Liabilities Line 25

		1 Current Statement Date	2 December 31, Prior Year
2504.	Escrow liabilities	8,379,766	8,344,358
2505.	Miscellaneous liabilities	46,461,643	56,435,825
2506.	Pooling expenses payable	128,504,251	158,744,503
2507.	Reserve for state escheat payments	131,493,128	124,260,737
2508.	State surcharge/recoupment payable	9,422,245	7,984,871
2509.	Third party administrator payable	15,153,913	9,036,719
2510.	Accrued interest payable on surplus notes	11,812,500	
2597.	Summary of remaining write-ins for Line 25 from overflow page	351,227,446	364,807,013

SCHEDULE A - VERIFICATION

Real Estate

	1	2
	Year to Date	Prior Year Ended December 31
1. Book/adjusted carrying value, December 31 of prior year	370,660,730	438,198,403
2. Cost of acquired:		
2.1 Actual cost at time of acquisition		
2.2 Additional investment made after acquisition	19,409,768	25,895,059
3. Current year change in encumbrances		
4. Total gain (loss) on disposals		25,965,266
5. Deduct amounts received on disposals		78,070,477
6. Total foreign exchange change in book/adjusted carrying value		
7. Deduct current year's other than temporary impairment recognized		350,000
8. Deduct current year's depreciation	23,914,388	40,977,521
9. Book/adjusted carrying value at the end of current period (Lines 1+2+3+4-5+6-7-8)	366,156,110	370,660,730
10. Deduct total nonadmitted amounts		
11. Statement value at end of current period (Line 9 minus Line 10)	366,156,110	370,660,730

SCHEDULE B - VERIFICATION

Mortgage Loans

	1	2
	Year to Date	Prior Year Ended December 31
1. Book value/recorded investment excluding accrued interest, December 31 of prior year	1,511,171,968	1,341,484,544
2. Cost of acquired:		
2.1 Actual cost at time of acquisition	214,423,001	505,798,808
2.2 Additional investment made after acquisition	30,680,662	15,318,010
3. Capitalized deferred interest and other	7,891,473	7,498,601
4. Accrual of discount		
5. Unrealized valuation increase (decrease)		
6. Total gain (loss) on disposals		
7. Deduct amounts received on disposals	199,880,169	354,897,634
8. Deduct amortization of premium and mortgage interest points and commitment fees		3,278
9. Total foreign exchange change in book value/recorded investment excluding accrued interest		
10. Deduct current year's other than temporary impairment recognized		4,027,083
11. Book value/recorded investment excluding accrued interest at end of current period (Lines 1+2+3+4+5+6-7-8+9-10)	1,564,286,935	1,511,171,968
12. Total valuation allowance	(11,926,593)	(12,815,825)
13. Subtotal (Line 11 plus Line 12)	1,552,360,342	1,498,356,143
14. Deduct total nonadmitted amounts		
15. Statement value at end of current period (Line 13 minus Line 14)	1,552,360,342	1,498,356,143

SCHEDULE BA - VERIFICATION

Other Long-Term Invested Assets

	1	2
	Year to Date	Prior Year Ended December 31
1. Book/adjusted carrying value, December 31 of prior year	5,578,720,356	4,671,996,996
2. Cost of acquired:		
2.1 Actual cost at time of acquisition	142,103,034	399,407,668
2.2 Additional investment made after acquisition	649,565,230	581,056,144
3. Capitalized deferred interest and other		
4. Accrual of discount		
5. Unrealized valuation increase (decrease)	(35,147,075)	645,987,755
6. Total gain (loss) on disposals	13,332,298	(5,118,378)
7. Deduct amounts received on disposals	558,489,659	686,614,911
8. Deduct amortization of premium and depreciation	16,681,854	23,956,472
9. Total foreign exchange change in book/adjusted carrying value	(11,597,696)	(4,051,774)
10. Deduct current year's other than temporary impairment recognized	(12,460)	(13,328)
11. Book/adjusted carrying value at end of current period (Lines 1+2+3+4+5+6-7-8+9-10)	5,761,817,094	5,578,720,356
12. Deduct total nonadmitted amounts	266,836,302	283,844,999
13. Statement value at end of current period (Line 11 minus Line 12)	5,494,980,792	5,294,875,357

SCHEDULE D - VERIFICATION

Bonds and Stocks

	1	2
	Year to Date	Prior Year Ended December 31
1. Book/adjusted carrying value of bonds and stocks, December 31 of prior year	22,229,929,910	20,111,530,890
2. Cost of bonds and stocks acquired	1,999,741,603	5,119,495,077
3. Accrual of discount	15,115,994	21,254,822
4. Unrealized valuation increase (decrease)	1,046,673,537	727,217,149
5. Total gain (loss) on disposals	(8,682,077)	(10,909,715)
6. Deduct consideration for bonds and stocks disposed of	1,744,600,111	3,702,742,826
7. Deduct amortization of premium	37,873,055	49,731,350
8. Total foreign exchange change in book/adjusted carrying value	(19,392,114)	(6,367,817)
9. Deduct current year's other than temporary impairment recognized	4,023,218	1,230,468
10. Total investment income recognized as a result of prepayment penalties and/or acceleration fees	1,538,622	21,414,148
11. Book/adjusted carrying value at end of current period (Lines 1+2+3+4+5-6-7+8-9+10)	23,478,429,091	22,229,929,910
12. Deduct total nonadmitted amounts	19,358,439	21,019,501
13. Statement value at end of current period (Line 11 minus Line 12)	23,459,070,652	22,208,910,409

STATEMENT AS OF SEPTEMBER 30, 2022 OF THE NATIONWIDE MUTUAL INSURANCE COMPANY

SCHEDULE D - PART 1B

Showing the Acquisitions, Dispositions and Non-Trading Activity
During the Current Quarter for all Bonds and Preferred Stock by NAIC Designation

NAIC Designation	1 Book/Adjusted Carrying Value Beginning of Current Quarter	2 Acquisitions During Current Quarter	3 Dispositions During Current Quarter	4 Non-Trading Activity During Current Quarter	5 Book/Adjusted Carrying Value End of First Quarter	6 Book/Adjusted Carrying Value End of Second Quarter	7 Book/Adjusted Carrying Value End of Third Quarter	8 Book/Adjusted Carrying Value December 31 Prior Year
BONDS								
1. NAIC 1 (a)	7,946,464,104	352,210,650	402,688,163	61,404,904	7,783,977,928	7,946,464,104	7,957,391,495	7,858,707,582
2. NAIC 2 (a)	3,640,444,954	164,102,046	129,501,223	(10,037,392)	3,588,522,171	3,640,444,954	3,665,008,385	3,552,294,846
3. NAIC 3 (a)	734,116,837	19,351,250	39,608,678	(46,730,520)	769,728,969	734,116,837	667,128,889	749,313,961
4. NAIC 4 (a)	470,452,853	47,988,948	34,868,400	(17,970,958)	470,112,828	470,452,853	465,602,443	443,020,867
5. NAIC 5 (a)	26,744,713	270,651	5,005,986	(775,731)	38,146,651	26,744,713	21,233,647	44,836,759
6. NAIC 6 (a)	7,862,426	666,075	10,202,618	7,969,164	5,225,183	7,862,426	6,295,047	3,613,515
7. Total Bonds	12,826,085,887	584,589,620	621,875,068	(6,140,533)	12,655,713,730	12,826,085,887	12,782,659,906	12,651,787,530
PREFERRED STOCK								
8. NAIC 1								
9. NAIC 2	16,030,184	1,798,917		1,927,617	14,796,465	16,030,184	19,756,718	19,489,690
10. NAIC 3	9,066,710	523,916	2,296,299	(205,709)	8,837,395	9,066,710	7,088,618	7,148,845
11. NAIC 4	2,723,041			(129,255)	4,019,790	2,723,041	2,593,786	5,010,565
12. NAIC 5	929,154		251,160	2,119	1,646,791	929,154	680,113	1,922,771
13. NAIC 6	781,387			(419,161)	1,175,610	781,387	362,226	963,590
14. Total Preferred Stock	29,530,476	2,322,833	2,547,459	1,175,611	30,476,051	29,530,476	30,481,461	34,535,461
15. Total Bonds and Preferred Stock	12,855,616,363	586,912,453	624,422,527	(4,964,922)	12,686,189,781	12,855,616,363	12,813,141,367	12,686,322,991

(a) Book/Adjusted Carrying Value column for the end of the current reporting period includes the following amount of short-term and cash equivalent bonds by NAIC designation:

NAIC 1 \$; NAIC 2 \$; NAIC 3 \$ NAIC 4 \$; NAIC 5 \$; NAIC 6 \$96,462

SCHEDULE DA - PART 1

Short-Term Investments

	1	2	3	4	5
	Book/Adjusted Carrying Value	Par Value	Actual Cost	Interest Collected Year-to-Date	Paid for Accrued Interest Year-to-Date
7709999999 Totals	96,462	xxx	213,803	34,186	98

SCHEDULE DA - VERIFICATION

Short-Term Investments

	1	2
	Year To Date	Prior Year Ended December 31
1. Book/adjusted carrying value, December 31 of prior year	26,022,260	33,532,121
2. Cost of short-term investments acquired	5,634,020	49,518,780
3. Accrual of discount	488,099	
4. Unrealized valuation increase (decrease)	(169,209)	
5. Total gain (loss) on disposals	(956,424)	(441,359)
6. Deduct consideration received on disposals	30,798,235	56,532,121
7. Deduct amortization of premium	22,260	55,161
8. Total foreign exchange change in book/adjusted carrying value		
9. Deduct current year's other than temporary impairment recognized	101,789	
10. Book/adjusted carrying value at end of current period (Lines 1+2+3+4+5-6-7+8-9)	96,462	26,022,260
11. Deduct total nonadmitted amounts		
12. Statement value at end of current period (Line 10 minus Line 11)	96,462	26,022,260

SCHEDULE DB - PART A - VERIFICATION

Options, Caps, Floors, Collars, Swaps and Forwards

1.	Book/Adjusted Carrying Value, December 31, prior year (Line 10, prior year)	2,995,210
2.	Cost Paid/(Consideration Received) on additions	
3.	Unrealized Valuation increase/(decrease)	
4.	SSAP No. 108 adjustments	
5.	Total gain (loss) on termination recognized	
6.	Considerations received/(paid) on terminations	
7.	Amortization	
8.	Adjustment to the Book/Adjusted Carrying Value of hedged item	
9.	Total foreign exchange change in Book/Adjusted Carrying Value	24,429,748
10.	Book/Adjusted Carrying Value at End of Current Period (Lines 1+2+3+4+5-6+7+8+9)	27,424,958
11.	Deduct nonadmitted assets	
12.	Statement value at end of current period (Line 10 minus Line 11)	27,424,958

SCHEDULE DB - PART B - VERIFICATION

Futures Contracts

1.	Book/Adjusted carrying value, December 31 of prior year (Line 6, prior year)	
2.	Cumulative cash change (Section 1, Broker Name/Net Cash Deposits Footnote - Cumulative Cash Change column)	
3.1	Add:	
	Change in variation margin on open contracts - Highly Effective Hedges	
3.11	Section 1, Column 15, current year to date minus	
3.12	Section 1, Column 15, prior year	
	Change in variation margin on open contracts - All Other	
3.13	Section 1, Column 18, current year to date minus	1,711,280
3.14	Section 1, Column 18, prior year	(991,537)2,702,8172,702,817
3.2	Add:	
	Change in adjustment to basis of hedged item	
3.21	Section 1, Column 17, current year to date minus	
3.22	Section 1, Column 17, prior year	
	Change in amount recognized	
3.23	Section 1, Column 19, current year to date minus	1,711,280
3.24	Section 1, Column 19, prior year plus	(991,537)
3.25	SSAP No. 108 adjustments	2,702,8172,702,817
3.3	Subtotal (Line 3.1 minus Line 3.2)	
4.1	Cumulative variation margin on terminated contracts during the year	14,727,215
4.2	Less:	
	4.21 Amount used to adjust basis of hedged item	
	4.22 Amount recognized	14,727,215
	4.23 SSAP No. 108 adjustments	14,727,215
4.3	Subtotal (Line 4.1 minus Line 4.2)	
5.	Dispositions gains (losses) on contracts terminated in prior year:	
	5.1 Total gain (loss) recognized for terminations in prior year	
	5.2 Total gain (loss) adjusted into the hedged item(s) for terminations in prior year	
6.	Book/Adjusted carrying value at end of current period (Lines 1+2+3.3-4.3-5.1-5.2)	
7.	Deduct total nonadmitted amounts	
8.	Statement value at end of current period (Line 6 minus Line 7)	

Schedule DB - Part C - Section 1 - Replication (Synthetic Asset) Transactions (RSATs) Open
N O N E

Schedule DB-Part C-Section 2-Reconciliation of Replication (Synthetic Asset) Transactions Open
N O N E

SCHEDULE DB - VERIFICATION

Verification of Book/Adjusted Carrying Value, Fair Value and Potential Exposure of all Open Derivative Contracts

		Book/Adjusted Carrying Value Check
1.	Part A, Section 1, Column 14.....	27,424,958
2.	Part B, Section 1, Column 15 plus Part B, Section 1 Footnote - Total Ending Cash Balance.....	
3.	Total (Line 1 plus Line 2)	27,424,958
4.	Part D, Section 1, Column 6	27,424,958
5.	Part D, Section 1, Column 7	
6.	Total (Line 3 minus Line 4 minus Line 5)	
		Fair Value Check
7.	Part A, Section 1, Column 16	45,148,418
8.	Part B, Section 1, Column 13	(175,875)
9.	Total (Line 7 plus Line 8)	44,972,543
10.	Part D, Section 1, Column 9	45,148,418
11.	Part D, Section 1, Column 10	(175,875)
12.	Total (Line 9 minus Line 10 minus Line 11)	
		Potential Exposure Check
13.	Part A, Section 1, Column 21	5,486,787
14.	Part B, Section 1, Column 20	8,373,884
15.	Part D, Section 1, Column 12	13,860,672
16.	Total (Line 13 plus Line 14 minus Line 15)	(1)

SCHEDULE E - PART 2 - VERIFICATION

(Cash Equivalents)

	1	2
	Year To Date	Prior Year Ended December 31
1. Book/adjusted carrying value, December 31 of prior year	553,406,182	1,077,212,240
2. Cost of cash equivalents acquired	21,184,895,156	23,542,302,592
3. Accrual of discount		
4. Unrealized valuation increase (decrease)		(3)
5. Total gain (loss) on disposals		
6. Deduct consideration received on disposals	21,546,778,296	24,066,108,647
7. Deduct amortization of premium		
8. Total foreign exchange change in book/adjusted carrying value		
9. Deduct current year's other than temporary impairment recognized		
10. Book/adjusted carrying value at end of current period (Lines 1+2+3+4+5-6-7+8-9)	191,523,042	553,406,182
11. Deduct total nonadmitted amounts		
12. Statement value at end of current period (Line 10 minus Line 11)	191,523,042	553,406,182

STATEMENT AS OF SEPTEMBER 30, 2022 OF THE NATIONWIDE MUTUAL INSURANCE COMPANY

SCHEDULE A - PART 2

Showing All Real Estate ACQUIRED AND ADDITIONS MADE During the Current Quarter

1	Location		4	5	6	7	8	9
Description of Property	2	3	Date Acquired	Name of Vendor	Actual Cost at Time of Acquisition	Amount of Encumbrances	Book/Adjusted Carrying Value Less Encumbrances	Additional Investment Made After Acquisition
	City	State						
One Nationwide Plaza, Home Office	ColumbusOH.....	.01/01/1976.....	5,499,580.....	5,697,153.....
Plaza 2, 280 N. High St, Office	ColumbusOH.....	.01/01/1996.....	282,901.....	286,601.....
Plaza 3, 245 N. High St, Office	ColumbusOH.....	.01/01/1989.....	716,727.....	820,175.....
3945 Bridgeway Ave, Airport Hangar	ColumbusOH.....	.01/01/2002.....	38,369.....	38,369.....
100 Green Meadows Dr, Hotel & Conference Ctr	Lewis CenterOH.....	.01/01/1960.....	19,750.....	19,750.....
281 East Powell Rd, Data Center North	Lewis CenterOH.....	.06/30/1986.....	210,320.....	210,320.....
1100 Locust St, Office	Des MoinesIA.....	.04/30/2001.....	136,411.....	117,716.....
285 N. Front St, Garage	ColumbusOH.....	.01/01/1980.....	407,027.....	407,027.....
202 N. Marconi, Hickory Garage	ColumbusOH.....	.01/01/1978.....	253,332.....	253,332.....
0199999. Acquired by Purchase	7,564,416.....	7,850,443.....
0399999 - Totals	7,850,443.....	7,850,443.....

SCHEDULE A - PART 3

Showing All Real Estate DISPOSED During the Quarter, Including Payments During the Final Year on "Sales Under Contract"

[illegible]

STATEMENT AS OF SEPTEMBER 30, 2022 OF THE NATIONWIDE MUTUAL INSURANCE COMPANY

SCHEDULE B - PART 2

Showing All Mortgage Loans ACQUIRED AND ADDITIONS MADE During the Current Quarter

1 Loan Number	Location		4 Loan Type	5 Date Acquired	6 Rate of Interest	7 Actual Cost at Time of Acquisition	8 Additional Investment Made After Acquisition	9 Value of Land and Buildings
	2 City	3 State						
00-1103444	ASHBURN	VA		08/05/2022	4.070	5,800,000		69,546,000
00-1103458	NANTICOKE	PA		09/01/2022	4.600	15,000,000		21,204,400
00-1103465	DALLAS	TX		07/18/2022	4.790	12,000,000		17,420,444
00-1103466	GRAND RAPIDS	MI		08/01/2022	4.880	10,400,000		18,923,000
00-1103468	TAMPA	FL		07/18/2022	4.560	18,000,000		30,103,615
00-1103470	CHARLOTTE	NC		07/18/2022	4.580	10,000,000		17,288,750
00-1103485	FORT LAUDERDALE	FL		08/18/2022	4.520	32,000,000		47,298,000
00-1103491	SCOTTSDALE	AZ		08/26/2022	4.630	10,000,000		18,063,000
00-1103496	ATLANTA	GA		09/07/2022	4.750	20,000,000		31,134,266
0599999. Mortgages in good standing - Commercial mortgages-all other						133,200,000		270,981,476
99-0000086	PHILADELPHIA	PA		08/12/2021	11.500		4,389,244	
99-0000096	SANTA CLARA	CA		04/07/2022	11.000		5,663,931	232,500,000
99-0000097	ANN ARBOR	MI		02/11/2022	5.100		2,370,680	68,181,818
0699999. Mortgages in good standing - Mezzanine Loans							12,423,855	300,681,818
0899999. Total Mortgages in good standing						133,200,000	12,423,855	571,663,294
1699999. Total - Restructured Mortgages								
2499999. Total - Mortgages with overdue interest over 90 days								
3299999. Total - Mortgages in the process of foreclosure								
3399999 - Totals						133,200,000	12,423,855	571,663,294

SCHEDULE B - PART 3

Showing All Mortgage Loans DISPOSED, Transferred or Repaid During the Current Quarter

1 Loan Number	Location		4 Loan Type	5 Date Acquired	6 Disposal Date	7 Book Value/Recorded Investment Excluding Accrued Interest Prior Year	Change in Book Value/Recorded Investment					14 Book Value/Recorded Investment Excluding Accrued Interest on Disposal	15 Consid-eration	16 Foreign Exchange Gain (Loss) on Disposal	17 Realized Gain (Loss) on Disposal	18 Total Gain (Loss) on Disposal
	2 City	3 State					8 Unrealized Valuation Increase (Decrease)	9 Current Year's (Amortization) /Accretion	10 Current Year's Other-Than-Temporary Impairment Recognized	11 Capitalized Deferred Interest and Other	12 Total Change in Book Value (8+9-10+11)	13 Total Foreign Exchange Change in Book Value				
00-1101854	PORTAGE	IN		10/12/2018	08/30/2022	2,807,447						2,704,572	2,704,572			
00-1101907	COLUMBUS	OH		10/12/2018	09/29/2022	10,581,590						10,422,811	10,422,811			
00-1101939	KIRKLAND	WA		10/12/2018	08/05/2022	3,986,037						3,919,633	3,919,633			
00-1102241	NORTH BETHESDA	MD		10/12/2018	09/30/2022	8,096,492						7,940,566	7,940,566			
00-1102463	MIRA LOMA	CA		10/12/2018	09/01/2022	1,504,153						1,476,454	1,476,454			
00-1102923	PHOENIX	AZ		10/12/2018	08/31/2022	10,000,000						10,000,000	10,000,000			
00-1103193	CHARLOTTE	NC		09/28/2020	07/07/2022	10,000,000						10,000,000	10,000,000			
00-1103305	KAYSVILLE	UT		09/03/2021	08/04/2022	4,781,318						4,724,848	4,724,848			
0199999. Mortgages closed by repayment						51,757,037						51,188,884	51,188,884			
00-1001038	ITHACA	NY		10/01/2002		6,419,825						92,356	92,356			
00-1101916	NEW YORK	NY		10/12/2018		3,746,424						27,721	27,721			
00-1101969	JACKSONVILLE	FL		09/12/2013		2,716,564						168,209	168,209			
00-1102024	LAS VEGAS	NV		10/11/2013		908,540						28,903	28,903			
00-1102034	SAUK RAPIDS	WI		10/12/2018		4,652,959						154,941	154,941			
00-1102058	MANCHESTER	CT		10/12/2018		2,737,307						165,951	165,951			
00-1102131	HOUSTON	TX		10/12/2018		7,210,294						111,190	111,190			
00-1102163	STERLING	VA		06/04/2014		22,465,705						115,017	115,017			
00-1102262	DALLAS	TX		06/30/2021		8,861,207						238,588	238,588			
00-1102398	RENTON	WA		08/06/2015		1,868,129						119,302	119,302			
00-1102417	NATICK	MA		09/30/2015		2,967,202						71,934	71,934			
00-1102464	RANCHO CUCAMONGA	CA		10/12/2018		2,924,743						27,300	27,300			
00-1102466	WILMINGTON	NC		10/12/2018		6,906,232						42,015	42,015			
00-1102470	COLUMBUS	OH		10/12/2018		6,436,408						41,745	41,745			

STATEMENT AS OF SEPTEMBER 30, 2022 OF THE NATIONWIDE MUTUAL INSURANCE COMPANY

SCHEDULE B - PART 3

Showing All Mortgage Loans DISPOSED, Transferred or Repaid During the Current Quarter

1	Location		4	5	6	7	Change in Book Value/Recorded Investment						14	15	16	17	18
	2	3					8	9	10	11	12	13					
Loan Number	City	State	Loan Type	Date Acquired	Disposal Date	Book Value/Recorded Investment Excluding Accrued Interest Prior Year	Unrealized Valuation Increase (Decrease)	Current Year's (Amortization) /Accretion	Current Year's Other-Than-Temporary Impairment Recognized	Capitalized Deferred Interest and Other	Total Change in Book Value (8+9-10+11)	Total Foreign Exchange Change in Book Value	Book Value/Recorded Investment Excluding Accrued Interest on Disposal	Consid-eration	Foreign Exchange Gain (Loss) on Disposal	Realized Gain (Loss) on Disposal	Total Gain (Loss) on Disposal
00-1102486	CHELSEA	MA		12/10/2015		5,816,254							80,885	80,885			
00-1102550	FAIRBORN	OH		10/12/2018		8,401,098							114,017	114,017			
00-1102588	CARLE PLACE	NY		10/12/2018		2,806,831							142,854	142,854			
00-1102591	LEXINGTON	SC		10/12/2018		6,903,375							62,747	62,747			
00-1102666	NEW YORK	NY		10/12/2018		4,505,844							33,341	33,341			
00-1102694	CHARLESTON	SC		10/12/2018		3,543,912							29,189	29,189			
00-1102717	WASHINGTON	DC		01/28/2021		14,587,095							86,197	86,197			
00-1102752	HOUSTON	TX		06/30/2021		7,576,791							310,713	310,713			
00-1102757	BALTIMORE	MD		08/08/2017		10,352,382							83,631	83,631			
00-1102779	FAIRFAX	VA		08/25/2017		6,879,742							68,662	68,662			
00-1102788	STANTON	CA		10/11/2017		1,857,479							9,810	9,810			
00-1102798	WALTHAM	MA		11/30/2017		14,716,515							73,784	73,784			
00-1102803	NASHVILLE	TN		11/27/2017		12,527,956							101,228	101,228			
00-1102809	CHICAGO	IL		11/01/2017		18,586,691							95,073	95,073			
00-1102816	WALNUT	CA		10/12/2018		7,885,961							42,341	42,341			
00-1102817	TORRANCE	CA		10/12/2018		16,674,303							84,695	84,695			
00-1102821	CHICAGO	IL		11/16/2017		13,710,703							106,753	106,753			
00-1102834	ATLANTA	GA		06/22/2018		19,911,569							93,961	93,961			
00-1102865	BIRMINGHAM	AL		06/29/2018		10,227,260							45,177	45,177			
00-1102884	FARMERS BRANCH	TX		07/31/2018		3,878,402							26,788	26,788			
00-1102889	LEWISVILLE	TX		10/11/2018		19,833,716							103,309	103,309			
00-1102894	MOORESVILLE	NC		07/06/2018		4,603,434							32,833	32,833			
00-1102896	CHANDLER	AZ		05/18/2018		14,066,436							61,364	61,364			
00-1102901	MECHANICSBURG	PA		12/17/2018		14,523,171							66,717	66,717			
00-1102906	CANOGA PARK	CA		10/17/2018		6,643,300							31,947	31,947			
00-1102910	ALBUQUERQUE	NM		09/28/2018		10,168,845							72,102	72,102			
00-1102935	NEW YORK	NY		02/28/2019		13,386,811							64,702	64,702			
00-1102959	WASHINGTON	DC		03/28/2019		3,853,539							116,079	116,079			
00-1103032	CARLE PLACE	NY		12/05/2019		3,356,411							100,207	100,207			
00-1103051	WARRENVILLE	IL		11/14/2019		5,154,999							111,326	111,326			
00-1103057	SCOTTSDALE	AZ	S	12/13/2019		9,862,764							85,127	85,127			
00-1103160	WEST SACRAMENTO	CA		05/27/2020		9,704,685							51,566	51,566			
00-1103164	MENOMONEE FALLS	WI		04/30/2020		7,989,436							166,466	166,466			
00-1103259	SAUK RAPIDS	MIN		06/03/2021		8,635,253							125,348	125,348			
00-1103261	HUNTINGTON BEACH	CA		05/18/2021		10,389,731							56,559	56,559			
00-1103264	FAYETTVILLE	NC		05/20/2021		17,996,773							129,772	129,772			
00-1103295	MILWAUKEE	WI		07/27/2021		13,000,000							21,666	21,666			
00-1103323	ONTARIO	CA		09/15/2021		7,721,452							43,614	43,614			
00-1103466	GRAND RAPIDS	MI		08/01/2022									59,680	59,680			
0299999. Mortgages with partial repayments						453,062,458							4,597,401	4,597,401			
0599999 - Totals						504,819,495							55,786,285	55,786,284			

STATEMENT AS OF SEPTEMBER 30, 2022 OF THE NATIONWIDE MUTUAL INSURANCE COMPANY

SCHEDULE BA - PART 2

Showing Other Long-Term Invested Assets ACQUIRED AND ADDITIONS MADE During the Current Quarter

1	2	Location		5	6	7	8	9	10	11	12	13
		3	4									
CUSIP Identification	Name or Description	City	State	Name of Vendor or General Partner	NAIC Designation, NAIC Designation Modifier and SVO Administrative Symbol	Date Originally Acquired	Type and Strategy	Actual Cost at Time of Acquisition	Additional Investment Made After Acquisition	Amount of Encumbrances	Commitment for Additional Investment	Percentage of Ownership
	Ares Capital Europe V	Wilmington	DE	Ares Management		06/09/2021	2		4,658,183		21,280,003	6.930
	Ares Private Credit Solutions II (Sub Debt)	Wilmington	DE	Ares Management		11/16/2021	2		1,466,523		7,946,023	0.370
	GSO Capital Opportunities Fund III LP	Wilmington	DE	Blackstone		06/03/2016	2		118,044		8,922,679	0.450
	GSO European Senior Debt Fund LP	Wilmington	DE	Blackstone		11/25/2014	2		190,645		17,032,134	3.140
	HPS Specialty Loan Fund V, L.P.	New York	NY	HPS Investment Partners		01/25/2021	2		75,476		13,760,000	0.820
	HPS Specialty Loan Fund V-L, L.P.	New York	NY	HPS Investment Partners		01/25/2021	2		1,580,549		8,996,062	1.260
	ICG SDP Fund 4B	Grand Duchy	LUX	Intermediate Capital		03/31/2020	2		4,679,987		29,249,817	0.730
	Newstone Capital Partners III, L.P.	Wilmington	DE	Newstone Capital Partners		09/20/2016	2		3,982		1,164,970	2.430
	NW Private Debt, LLC	Los Angeles	CA	Kayne Anderson		01/01/2016	2		47,595		5,002,947	100.000
	Oaktree Opportunities Fund Xb, L.P.	Grand Cayman	CYM	Oaktree Capital Management		06/18/2018	3		1,750,000		12,250,000	0.440
	Oaktree Opportunities Fund XI, L.P.	Grand Cayman	CYM	Oaktree Capital Management		01/15/2021	3		2,000,000		19,976,037	0.270
	Prudential Capital Partners III	Chicago	IL	Prudential Private Capital		10/15/2008	2		7,017		1,360,907	1.030
	Vista Credit Opportunities Fund II, L.P.	Wilmington	DE	Vista Equity Partners		05/10/2017	2		15,591		2,051,349	0.780
1799999. Joint Venture Interests - Fixed Income - NAIC Designation Not Assigned by the SVO - Unaffiliated									16,593,592		148,992,928	XXX
	Advent Global Technology II, L.P.	Grand Cayman	CYM	Advent International		02/22/2022	3		1,177,000		7,111,752	0.980
	Advent International GPE IX, L.P.	Grand Cayman	CYM	Advent International		10/21/2019	3		3,283,562		2,403,665	0.280
	Advent International GPE X, L.P.	Grand Cayman	CYM	Advent International		09/26/2022	3	875,000			24,125,000	0.100
	AlpInvest Seed Fund, L.P.	Wilmington	DE	AlpInvest Partners		01/28/2022	3		8,350,903		9,324,160	14.290
	Altaris Health Partners V, L.P.	New York	NY	Altaris Capital Partners		04/22/2021	3		2,233,237		6,278,419	0.510
	Amersand 2020, L.P.	Boston	MA	Amersand Capital Partners		11/12/2020	3		2,214,130		8,076,521	3.160
	BIF IV Renewable Sidecar-B, LP	Toronto	CAN	Brookfield Asset Management		03/20/2020	3		524,579		2,548,220	0.940
	BioMotiv, LLC	Cleveland	OH	BioMotiv		07/12/2013	1		597,088		1,570,853	5.140
	Blackstone Infrastructure Partners (Supplemental Account II) L.P.	New York	NY	Blackstone		04/13/2020	3		2,496,271		5,816,923	2.060
	Blackstone Infrastructure Partners, L.P.	New York	NY	Blackstone		03/14/2019	3		320,430		25,000,000	0.900
	BOND III, LP	Wilmington	DE	BOND III Associates, LLC		08/31/2022	1	450,000			14,550,000	0.770
	Brookfield Infrastructure Fund IV	Toronto	CAN	Brookfield Asset Management		11/05/2019	3		964,786		3,525,095	0.080
	Carlyle Asia Partners V	Washington	DC	Carlyle Group, The		12/26/2018	3		981,369		9,530,670	0.310
	Carlyle Europe Partners III, L.P.and Parallel Vehicle	New York	NY	Carlyle Group, The		02/05/2007	3		(20,752)		96,497	0.250
	Catalyst Fund Limited Partnership V	Toronto	CAN	Catalyst Capital Group		08/12/2015	3		750,000		8,732,895	1.960
	Clearlake Capital Partners V, L.P.	Santa Monica	CA	Clearlake Capital		12/05/2017	3		994,144		2,835,577	0.390
	Clearlake Capital Partners VI, L.P.	Santa Monica	CA	Clearlake Capital		05/22/2020	3		1,341,416		460,684	0.230
	Clearlake Capital Partners VII, L.P.	Dover	DE	Clearlake Capital		04/26/2022	3		960,135		19,655,222	0.210
	Dyal Capital Partners III, L.P.	New York	NY	Dyal Capital Partners		09/30/2016	3		70,795		18,657,320	0.560
	Dyal Capital Partners IV	New York	NY	Dyal Capital Partners		06/11/2018	3		1,856,293		20,781,027	0.330
	Dyal Finance Investors (US) LP	Dover	DE	Dyal Capital Partners		07/29/2022	2	13,392,145			21,607,855	3.500
	EETF Sidecar I, L.P.	New York	NY	EnCap Investments		04/21/2021	3		1,325,553		2,750,317	7.070
	EnCap Energy Capital Fund VIII Co-Investors, L.P.	Houston	TX	EnCap Investments		12/08/2011	3		2,551			1.430
	EnCap Energy Capital Fund X, L.P.	Wilmington	TX	EnCap Investments		03/31/2015	3		34,248		785,897	0.220
	EnCap Energy Capital Fund XI, L.P.	Houston	TX	EnCap Investments		07/17/2017	3		620,871		2,646,082	0.140
	EnCap Energy Transition Co-Investment Fund I-A, L.P.	New York	NY	EnCap Investments		04/21/2021	3		644,308		2,542,815	13.040
	EnCap Energy Transition Fund I-A, L.P.	Houston	TX	EnCap Investments		04/21/2021	3		1,981,292		6,865,296	4.750
	EnCap Flatrock Midstream Fund III, L.P.	Houston	TX	EnCap Investments		04/30/2014	3		29,008		516,749	0.390
	Energy Spectrum Partners VIII LP	Dallas	TX	Energy Spectrum Capital		04/08/2019	3		880,624		6,100,497	1.240
	Energy Trust Partners IV LP	Dallas	TX	Energy Trust Partners		08/30/2013	3		9,426		1,671,645	14.100
	EQT Infrastructure V	Stockholm	SWE	EQT Exeter		08/13/2021	3		768,505		13,648,771	0.370
	FP Solar Finance LP	New York	NY	Fundamental Advisors		07/30/2020	3		1,162,200			17.070
	FPV Fund I, L.P.	Jackson	WY	FPV Fund I GP, LLC		06/21/2022	1		450,000		4,000,000	1.110
	Global Infrastructure Partners IV, L.P.	New York	NY	Global Infrastructure Partners		10/23/2019	3		2,028,963		6,925,961	0.080
	GTCR Fund XIII	New York	NY	GTCR		09/07/2021	3		2,640,960		14,190,400	0.280
	GTCR Strategic Growth Fund I, LP	Chicago	IL	GTCR		09/29/2022	3	313,000			9,687,000	0.450
	H.I.G. Europe Middle Market LBO Fund, L.P.	Grand Cayman	CYM	HIG Capital		06/18/2021	3		1,764,131		17,698,641	1.270
	Health2047 Capital Partners Fund I, L.P.	Silicon Valley	CA	Health2047 Capital Partners		05/17/2021	1		182,602		1,030,473	2.500
	HPS Strategic Investment Partners V, L.P.	New York	NY	HPS Investment Partners		08/04/2022	2	5,002,752			19,997,248	0.260
	ICG Europe Fund VIII SCSp	St Helier	JEY	Intermediate Capital		09/24/2021	2		(407,500)		20,599,563	0.300
	ICG Europe Mid-Market Fund	Grand Duchy	LUX	Intermediate Capital		04/09/2020	2		2,219,888		9,561,484	2.000
	ICG Vanadium SCSp	Luxembourg	LUX	Intermediate Capital		09/21/2022	2	2,435,630			23,626	1.050

STATEMENT AS OF SEPTEMBER 30, 2022 OF THE NATIONWIDE MUTUAL INSURANCE COMPANY

SCHEDULE BA - PART 2

Showing Other Long-Term Invested Assets ACQUIRED AND ADDITIONS MADE During the Current Quarter

1	2	Location		5	6	7	8	9	10	11	12	13
		3	4									
CUSIP Identification	Name or Description	City	State	Name of Vendor or General Partner	NAIC Designation, NAIC Designation Modifier and SVO Administrative Symbol	Date Originally Acquired	Type and Strategy	Actual Cost at Time of Acquisition	Additional Investment Made After Acquisition	Amount of Encumbrances	Commitment for Additional Investment	Percentage of Ownership
	Ignite Resonate Co-Investors, LLC	Dover	DE	ZMC		07/27/2022	3	2,100,000				1.340
	L Catterton IX Offshore, L.P.	Greenwich	CT	L Catterton		05/22/2020	3		943,288		10,736,239	0.570
	L Catterton VIII	Greenwich	CT	L Catterton		06/13/2017	3		2,492,728		7,946,871	1.090
	MBK Partners Fund IV	Grand Cayman	CYM	MBK Partners		03/09/2017	3		107,667		1,092,794	0.580
	Mercato Traverse SPV 3, LLC	Dover	DE	Mercato Partners		08/17/2022	3	2,000,000				1.330
	Navis Asia Fund V	Kuala Lumpur	MYS	Navis Capital Partners		02/01/2007	3		8,791			1.010
	Navis Asia Fund VII, L.P.	Grand Cayman	CYM	Navis Capital Partners		01/29/2014	3		270,155		1,410,845	1.760
	Navis Asia Fund VIII, L.P.	Grand Cayman	CYM	Navis Capital Partners		05/08/2019	3		4,104,000		11,236,000	3.130
	One Rock Capital Partners II, L.P.	New York	NY	One Rock Capital Partners		10/30/2017	3	84,663			5,575,741	3.320
	One Rock Capital Partners III, L.P.	New York	NY	One Rock Capital Partners		06/22/2021	3		5,770,270		11,649,776	1.340
	One Rock Capital Partners, LP	New York	NY	One Rock Capital Partners		01/30/2014	3		38,119		6,254,753	4.630
	ORCP III Triton Co-Investors, L.P.	New York	NY	One Rock Capital Partners		03/29/2021	3		924			0.530
	Peppertree Capital Fund IX, LP	Chagrin Falls	OH	Peppertree Capital Management		03/24/2022	3		3,600,000		31,600,000	4.000
	Peppertree Capital Fund VIII, L.P.	Chagrin Falls	OH	Peppertree Capital Management		01/27/2020	3		1,820,000			2.640
	PPC III LP	Dover	DE	Pritzker Private Capital		09/21/2021	3		909,786		10,135,683	0.960
	Providence Equity Partners VIII L.P.	Providence	RI	Providence Equity Partners		07/17/2019	3	1,915,766			4,528,284	0.320
	Public Pension Capital, LLC	New York	NY	Public Pension Enterprises		05/10/2022	3	52,187			15,000,000	2.240
	Rev1 Fund I, LLC	Columbus	OH	Rev1 Ventures		06/30/2016	1	52,389				24.900
	Rev1 Fund II, LLC	Columbus	OH	Rev1 Ventures		07/15/2021	1	352,500			2,310,000	15.000
	RiverGlade Capital, L.P.	Chicago	IL	RiverGlade Capital		07/31/2019	3		2,207,354		9,245,675	6.150
	Riverside Strategic Capital Fund I, L.P.	New York	NY	Riverside Company, The		05/23/2017	2		2,298,089		673,335	5.050
	Silver Lake Partners IV, L.P.	Menlo Park	CA	Silver Lake		04/02/2013	3		49,554		922,015	0.310
	Silver Lake Partners V, L.P.	Wilmington	DE	Silver Lake		06/12/2018	3		979,501		4,853,988	0.240
	Silver Lake Partners VI, L.P.	Wilmington	DE	Silver Lake		01/06/2021	3		376,955		8,990,637	0.110
	SL SPV-3, L.P.	New York	NY	Silver Lake		12/17/2020	3		1,796		(5,388)	0.440
	Sorenson Capital Partners III, L.P.	Wilmington	DE	Sorenson Capital		05/31/2014	3		177,755		2,124,976	8.250
	SVB Capital Partners V, L.P.	Silicon Valley	CA	Silicon Valley Bank		03/25/2021	1		382,500		2,775,000	4.910
	SVB Capital Partners VI, L.P.	San Francisco	CA	Silicon Valley Bank		08/25/2022	1	377,500			4,622,500	1.430
	SVB Venture Overage Fund, L.P.	Wilmington	DE	Silicon Valley Bank		06/17/2015	1		212,624		260,180	4.100
	Tamarind Hill Fund II, LLC	Ann Arbor	MI	Tamarind Hill		01/08/2021	1	583,800			3,921,200	15.200
	Tamarind Hill Fund, LLC	Ann Arbor	MI	Tamarind Hill		06/29/2018	1	120,000			180,000	10.000
	TCW Rescue Financing Fund LP	Los Angeles	CA	TCW Group		10/13/2021	3		3,644,601		13,258,019	2.400
	Temple Holdings I LP	Dover	DE	Whitehorse Liquidity Partners		07/29/2022	3	1,719,256			492,966	0.650
	TPG Asia VI, L.P.	Grand Cayman	CYM	TPG Capital		04/07/2014	3		411,655		2,776,359	0.760
	TPG Healthcare Partners, L.P. & Affiliated Partnerships	Fort Worth	TX	TPG Capital		10/01/2019	3		3,592,113		7,528,129	0.780
	TPG Partners VII, L.P.	Fort Worth	TX	TPG Capital		05/27/2015	3		292,982		6,546,256	0.380
	TPG Partners VIII, L.P. & Affiliated Partnerships	Fort Worth	TX	TPG Capital		10/01/2019	3		1,762,563		7,132,478	0.170
	True North Fund V LLP, fka (IVF V)	Port Louis, Mauritius	MUS	India Value Fund Advisors		03/18/2015	3		214,412		(4,354)	3.430
	Upfront VII, L.P.	New York	NY	Upfront GP VII, LLC		12/31/2021	1		188,054		4,104,819	1.920
	Veritas Capital Fund VI, L.P.	Wilmington	DE	Veritas Capital		06/15/2017	3		80,125		2,379,323	0.460
	Veritas Capital Fund VII	New York	NY	Veritas Capital		04/15/2020	3		2,364,446		2,652,818	0.460
	Veritas Capital Fund VIII, L.P.	Wilmington	DE	Veritas Capital		07/01/2022	3	272,588			29,727,412	0.350
	Veritas Capital Vantage Fund, L.P.	Wilmington	DE	Veritas Capital		07/01/2021	3		1,577,571		15,324,305	1.760
	VFF IV Co-Invest 5-A, L.P.	Dover	DE	Vista Equity Partners		07/26/2022	3	3,000,000				0.370
	Vista Equity Endeavor Fund I, L.P.	Grand Cayman	CYM	Vista Equity Partners		06/01/2017	3		730,533		2,848,056	1.790
	Vista Equity Endeavor Fund II, L.P.	Grand Cayman	CYM	Vista Equity Partners		09/19/2019	3		435,533		4,332,169	0.920
	Vista Equity Partners Fund VII, L.P.	Austin	TX	Vista Equity Partners		01/24/2019	3		1,618,290		4,713,472	0.140
	Vista Foundation Fund IV, L.P.	Dover	DE	Vista Equity Partners		07/24/2020	3		1,707,969		6,113,419	0.320
	Whitehorse Liquidity Partners III LP	Wilmington	DE	Whitehorse Liquidity Partners		10/30/2019	3		37,381		1,333,775	0.370
	Whitehorse Liquidity Partners IV LP	Wilmington	DE	Whitehorse Liquidity Partners		11/25/2020	3		152,658		2,909,091	0.270
	Whitehorse Liquidity Partners V LP	Wilmington	DE	Whitehorse Liquidity Partners		02/25/2022	3		2,311,242		7,859,836	0.200
	Yukon Capital Partners (IC) Parallel IV, L.P.	Minneapolis	MN	Yukon Partners		12/30/2021	2		744,872		3,229,204	6.070
	Yukon Capital Partners III, L.P.	Minneapolis	MN	Yukon Partners		07/18/2017	2	222,040			5,502,024	6.440
	ZMC III, L.P.	New York	NY	ZMC		01/03/2020	3		3,762,707		8,589,481	2.210
19999999	Joint Venture Interests - Common Stock - Unaffiliated							31,937,871	99,533,924		653,333,075	XXX
	Nationwide Private Equity Fund, LLC	Columbus	OH	Nationwide Mutual Insurance Company		10/14/2004	3					100.000

STATEMENT AS OF SEPTEMBER 30, 2022 OF THE NATIONWIDE MUTUAL INSURANCE COMPANY

SCHEDULE BA - PART 2

Showing Other Long-Term Invested Assets ACQUIRED AND ADDITIONS MADE During the Current Quarter

1	2	Location		5	6	7	8	9	10	11	12	13
		3	4									
CUSIP Identification	Name or Description	City	State	Name of Vendor or General Partner	NAIC Designation, NAIC Designation Modifier and SVO Administrative Symbol	Date Originally Acquired	Type and Strategy	Actual Cost at Time of Acquisition	Additional Investment Made After Acquisition	Amount of Encumbrances	Commitment for Additional Investment	Percentage of Ownership
	Nationwide Ventures, LLC	Columbus	OH	Nationwide Mutual Insurance Company		06/30/2007	1		8,999,964			100.000
2099999. Joint Venture Interests - Common Stock - Affiliated									8,999,964			XXX
	Almanac Realty Securities VIII, L.P.	Dover	DE	Almanac Realty Investors		12/21/2018			368,517		10,407,431	1.140
	Ares US Real Estate Opportunity Fund III, L.P.	Wilmington	DE	Ares Management		04/15/2021			471,338		4,218,973	0.540
	Bell Institutional Fund VII, LLC	Dover	DE	Bell Partners		10/30/2019			1,966,837		2,071,130	1.260
	BroadVail Fund III Sidecar I, L.P.	Dover	DE	BroadVail Growth Equity Fund GP, LP		05/24/2022			895,422		1,011,525	2.500
	BroadVail Growth Equity Fund III, L.P.	Dover	DE	BroadVail Growth Equity Fund GP, LP		05/23/2022			993,820		1,224,439	0.910
	Crow Holdings Development Opportunities Fund I, L.P.	Wilmington	DE	Crow Holdings Capital Partners		11/09/2021			6,617,348		12,368,434	3.200
	Crow Holdings Realty Partners IX LP	Dover	DE	Crow Holdings Capital Partners		10/14/2020			53,336		4,929,476	1.360
	Crow Holdings Realty Partners VIII, L.P.	Dover	DE	Crow Holdings Capital Partners		09/24/2018			5,671		1,258,719	1.000
	Crow Holdings Retail Fund, L.P.	Dover	DE	Crow Holdings Capital Partners		04/01/2015			49,282		1,320,767	5.080
	CSF III, LP	Dover	DE	CSF III GP, LLC		06/16/2022			544,457		3,461,711	1.130
	DivcoWest Fund VI-A, LP	Dover	DE	Divco West Real Estate		11/06/2020			853,027		7,217,215	0.530
	Embrey Horizontal Living Fund I, LP	Dover	DE	Embrey Partners, Ltd		02/18/2022			898,744		8,805,074	6.450
	FrontRange Co-GP Property Fund, LP	Dover	DE	FrontRange Co-GP Property Fund		04/30/2021			600,666		8,049,953	3.560
	GEM Realty Fund VI, L.P.	Wilmington	DE	GEM Realty Capital		04/15/2016			1,200,000		8,998,595	2.370
	GEM Realty Fund VII, L.P.	Wilmington	DE	GEM Realty Capital		10/25/2021			517,582		19,482,418	1.670
	Harrison Street Real Estate Partners VII, L.P.	Dover	DE	Harrison Street Real Estate Capital		03/12/2019			92,308		1,300,933	0.740
	HSREP VIII Co-Investment, L.P.	Dover	DE	Harrison Street Real Estate Capital		08/11/2021			328,478		5,121,863	1.970
	Madison Realty Capital Debt Fund V LP	Dover	DE	Madison Realty Capital		03/27/2020			1,544,416		10,762,609	1.250
	Madison Realty Capital Debt Fund VI LP	Dover	DE	Madison Realty Capital		08/26/2022		3,935,065			6,064,935	0.440
	Oak Street Real Estate Capital Fund V, LP	Dover	DE	Oak Street Real Estate Capital		11/16/2020			1,056,000		10,819,200	0.960
	Oak Street Real Estate Capital Net Lease Property Fund, LP	Dover	DE	Oak Street Real Estate Capital		04/06/2021			1,075,479			6.000
	PCCP Credit X, LP	Dover	DE	PCCP		08/17/2021			7,710,280		17,583,505	2.330
	PCCP Equity IX, LP	Dover	DE	PCCP		03/31/2017			4,200,000		19,692,604	2.800
	Prime Property Fund, LLC	New York	NY	Morgan Stanley		03/31/2015			8,600			0.170
	Related Real Estate Fund III, LP	Dover	DE	Related Real Estate		08/27/2020			809,610		5,150,193	0.420
	US Office Development Program, L.P.	Wilmington	DE	USAA Real Estate		12/02/2014			497,161		12,839,828	7.140
	US Regional Logistics Program III, L.P.	Dover	DE	USAA Real Estate		01/27/2021			19,500,000		48,000,000	30.000
	Walton Street Real Estate Fund VIII, L.P.	Wilmington	DE	Walton Street Capital		04/15/2016			141,936		13,599,047	2.280
	Waterton Residential Property Venture XIV, L.P	Dover	DE	Waterton		12/10/2020			1,007,929		4,206,255	0.680
2199999. Joint Venture Interests - Real Estate - Unaffiliated								3,935,065	54,008,244		249,966,832	XXX
	NW REI, LLC	Columbus	OH	Nationwide Mutual Insurance Company		02/08/2008			33,947,815			100.000
2299999. Joint Venture Interests - Real Estate - Affiliated									33,947,815			XXX
	CyberAcuView LLC	Wilmington	DE	CyberAcuView LLC		08/12/2021			40,000			12.500
	N2G, LLC	Columbus	OH	N2G, LLC		03/05/2020			2,500,000			50.000
	NB Specialty Finance Fund II, LP	Wilmington	DE	Neuberger Berman		12/20/2021	3		3,000,000		18,000,000	3.000
	Pretium Residential Credit Fund II, LP	New York	NY	Pretium Partners		04/20/2021	3		8,250,000		16,500,000	4.400
	Vista Foundation Fund III, L.P.	Dover	DE	Vista Equity Partners		05/12/2016	3		104,992		4,211,900	0.740
2599999. Joint Venture Interests - Other - Unaffiliated									13,894,992		38,711,900	XXX
	Alliant Tax Credit Fund 84 Ltd	Palm Beach	FL	Alliant GP LLC		12/21/2015			260,085		382,029	15.600
	CEF Nationwide Fund IV LLC	Columbus	OH	Ohio Equity Fund Inc		09/22/2016			103,490		505,090	50.000
	WNC Institutional Tax Credit Fund NW 2015 LP	Irvine	CA	WNC Advisors LLC		05/15/2015			69,564		19,311	49.990
	WNC Institutional Tax Credit Fund XXIV LLC	Irvine	CA	WNC Advisors, LLC		02/14/2007			5,919			5.000
3799999. Non-Guaranteed Federal Low Income Housing Tax Credit - Unaffiliated									439,058		906,430	XXX
4899999. Total - Unaffiliated								35,872,936	184,469,810		1,091,911,165	XXX
4999999. Total - Affiliated									42,947,779			XXX
5099999 - Totals								35,872,936	227,417,589		1,091,911,165	XXX

STATEMENT AS OF SEPTEMBER 30, 2022 OF THE NATIONWIDE MUTUAL INSURANCE COMPANY

SCHEDULE BA - PART 3

Showing Other Long-Term Invested Assets DISPOSED, Transferred or Repaid During the Current Quarter

1	2	Location		5	6	7	8	Change in Book/Adjusted Carrying Value						15	16	17	18	19	20
		3	4					9	10	11	12	13	14						
CUSIP Identification	Name or Description	City	State	Name of Purchaser or Nature of Disposal	Date Originally Acquired	Disposal Date	Book/Adjusted Carrying Value Less Encumbrances, Prior Year	Unrealized Valuation Increase (Decrease)	Current Year's (Depreciation) or (Amortization)/Accretion	Current Year's Other Than Temporary Impairment Recognized	Capitalized Deferred Interest and Other	Total Change in Book/Adjusted Carrying Value (9+10-11+12)	Total Foreign Exchange Change in Book/Adjusted Carrying Value	Book/Adjusted Carrying Value Less Encumbrances on Disposal	Consideration	Foreign Exchange Gain (Loss) on Disposal	Realized Gain (Loss) on Disposal	Total Gain (Loss) on Disposal	Investment Income
	Alcentra European Direct Lending Fund II (fka: Clareant)	Kirchberg	LUX	Distribution	09/17/2015	08/24/2022	2,777,777							2,777,777	2,777,777				
	Ares Private Credit Solutions, L.P.	Wilmington	DE	Distribution	06/23/2017	08/11/2022	3,152,763							3,152,763	3,152,763				
	GSO Capital Opportunities Fund III LP	Wilmington	DE	Distribution	06/03/2016	09/30/2022	1,742,167							1,742,167	1,742,167				
	GSO Capital Solutions Fund II LP	Wilmington	NY	Distribution	06/06/2013	03/30/2022	578,216							578,216	578,216				
	GSO European Senior Debt Fund LP	Wilmington	DE	Distribution	11/25/2014	09/23/2022	208,043							208,043	208,043				
	Guggenheim Private Debt Fund 2.0-I, LLC	Wilmington	DE	Distribution	06/03/2016	08/25/2022	81,714							81,714	81,714				
	HPS Specialty Loan Fund V, L.P.	New York	NY	Distribution	01/25/2021	08/19/2022	2,240,000							2,240,000	2,240,000				
	ICG SDP Fund 3B	Grand Duchy	LUX	Distribution	03/22/2018	07/29/2022	3,086,098							3,086,098	3,086,098				
	MCP Private Capital Fund II, L.P.	Luxembourg City	LUX	Distribution	05/07/2014	03/03/2022	33,013							33,013	32,945	(68)		(68)	
	Newstone Capital Partners III, L.P.	Wilmington	DE	Distribution	09/20/2016	08/01/2022	193,966							193,966	193,966				
	Newstone Capital Partners IV, L.P.	Dallas	TX	Distribution	06/02/2019	09/15/2022	910,620							910,620	910,620				
	NW Private Debt, LLC	Los Angeles	CA	Distribution	01/01/2016	07/11/2022	9,938,740							9,938,740	9,938,740				
	Oaktree Opportunities Fund X, L.P.	Grand Cayman	CYM	Distribution	05/12/2015	08/31/2022	375,000							375,000	375,000				
	Owl Rock First Lien Fund, L.P.	New York	NY	Distribution	03/28/2019	09/05/2022	80,869							80,869	80,869				
	Prudential Capital Partners III	Chicago	IL	Distribution	10/15/2008	09/09/2022	59,322							59,322	59,322				
	TCW Direct Lending VII LLC	Los Angeles	CA	Distribution	05/14/2018	08/16/2022	1,507,208							1,507,208	1,507,208				
	TCW Direct Lending VIII LLC	New York	NY	Distribution	01/31/2022	07/29/2022	19,251							19,251	19,251				
1799999. Joint Venture Interests - Fixed Income - NAIC Designation Not Assigned by the SVO - Unaffiliated							26,984,767							26,984,767	26,984,699	(68)		(68)	
	3i India Infrastructure Fund LP	London		Distribution	02/27/2008	03/30/2022									30,607		30,607	30,607	
	AIF Capital Asia III, L.P.	Port-Louis	MUS	Distribution	12/15/2006	07/12/2022	29,004							29,004	29,004				
	AlpInvest Seed Fund, L.P.	Wilmington	DE	Distribution	01/28/2022	09/29/2022	57,321							57,321	57,321				
	Amersand 2020, L.P.	Boston	MA	Distribution	11/12/2020	02/24/2022	1,325,004							1,325,004	1,325,004				
	ArcLight Energy Partners Fund V, L.P.	Wilmington	DE	Distribution	09/30/2011	09/15/2022	3,189,340	(152,031)				(152,031)		3,037,309	3,037,309				594,138
	ArcLight Energy Partners Fund VI, L.P.	Wilmington	DE	Distribution	07/02/2015	09/28/2022	2,406,609							2,406,609	2,406,609				
	Ares Corporate Opportunities Fund V, L.P.	Los Angeles	CA	Distribution	06/22/2017	09/09/2022	261,851							261,851	261,851				
	BIF IV Renewable Sidecar-B, LP	Toronto	CAN	Distribution	03/20/2020	09/21/2022	71,444							71,444	71,444				
	Brookfield Infrastructure Fund IV	Toronto	CAN	Distribution	11/05/2019	09/21/2022	1,851							1,851	1,851				
	Carlyle Asia Partners V	Washington	DC	Distribution	12/26/2018	08/12/2022	358,945							358,945	358,945				
	Catterton Partners VII, L.P.	Greenwich	CT	Distribution	09/03/2013	01/24/2022	437,345							437,345	437,345				
	CBPE Capital Fund VIII, L.P.	London		Distribution	03/03/2009	01/28/2022	406,989							406,989	295,499	(111,490)		(111,490)	
	Clearlake Capital Partners V, L.P.	Santa Monica	CA	Distribution	12/05/2017	08/05/2022	1,236,032							1,236,032	1,236,032				
	D.E. Shaw Oculus Fund, LLC	New York	NY	Distribution	02/01/2019	01/19/2022	3,392,668							3,392,668	3,392,668				
	Dyal Capital Partners III, L.P.	New York	NY	Distribution	09/30/2016	08/30/2022	326,274							326,274	326,274				
	EnCap Energy Capital Fund VIII Co-Investors, L.P.	Houston	TX	Distribution	12/08/2011	08/26/2022	63,782							63,782	63,782				
	EnCap Energy Capital Fund VIII, L.P.	Houston	TX	Distribution	12/15/2010	08/23/2022	91,734							91,734	91,734				
	EnCap Energy Capital Fund X, L.P.	Wilmington	TX	Distribution	03/31/2015	09/02/2022	97,416							97,416	97,416				
	EnCap Energy Capital Fund XI, L.P.	Houston	TX	Distribution	07/17/2017	09/13/2022	4,309							4,309	4,309				
	EnCap Flatrock Midstream Fund III, L.P.	Houston	TX	Distribution	04/30/2014	08/18/2022	65,048							65,048	65,048				
	EQT Infrastructure V	Stockholm	SWE	Distribution	08/13/2021	08/18/2022	834,748							834,748	834,748				
	Forrest Holdings I LP	Dover	DE	Distribution	03/15/2021	08/29/2022	4,346							4,346	4,346				
	Fundamental Partners III, L.P.	Wilmington	DE	Distribution	05/18/2017	09/23/2022	261,833							261,833	261,833				
	GTCR Fund XII, L.P.	New York	NY	Distribution	05/04/2018	03/28/2022	1,990,559							1,990,559	1,990,559				
	H.I.G. Europe Middle Market LBO Fund, L.P.	Grand Cayman	CYM	Distribution	06/18/2021	08/09/2022	124,356							124,356	106,329	(18,027)		(18,027)	
	HgCapital 5, L.P.	London		Distribution	01/17/2006	08/15/2022	10,775	(198,747)				(198,747)		(187,972)	19,071	(836)	207,879	207,043	
	Highland Capital Partners VII, L.P.	Lexington	MA	Distribution	10/28/2005	01/13/2022	4,872							4,872	4,872				
	ICG Europe Fund VI (No.1) Limited Partnership	St Helier	JEY	Distribution	06/26/2015	09/02/2022	1,231,035							1,231,035	1,026,903	(204,132)		(204,132)	
	ICG Europe Fund VIII SCSp	St Helier	JEY	Distribution	09/24/2021	07/26/2022	203,446							203,446	119,264	(84,182)		(84,182)	
	KH Aggregator LP	Wilmington	DE	Distribution	11/25/2020	08/31/2022	50,457							50,457	50,457				
	L Catterton Growth Partners III, L.P.	Greenwich	CT	Distribution	02/25/2016	08/23/2022	371,030							371,030	371,030				
	L Catterton VIII	Greenwich	CT	Distribution	06/13/2017	03/25/2022	544,242							544,242	544,242				
	Landmark Equity Partners XVI, L.P.	Wilmington	DE	Distribution	12/06/2018	09/30/2022	263,806							263,806	263,806				
	MBK Partners Fund IV	Grand Cayman	CYM	Distribution	03/09/2017	08/19/2022	1,261,600							1,261,600	1,261,600				
	Millennium USA LP	New York	NY	Distribution	02/01/2019	01/28/2022	12,909,160							12,909,160	12,909,160				

STATEMENT AS OF SEPTEMBER 30, 2022 OF THE NATIONWIDE MUTUAL INSURANCE COMPANY

SCHEDULE BA - PART 3

Showing Other Long-Term Invested Assets DISPOSED, Transferred or Repaid During the Current Quarter

1	2	Location		5	6	7	8	Change in Book/Adjusted Carrying Value						15	16	17	18	19	20
		3	4					9	10	11	12	13	14						
CUSIP Identification	Name or Description	City	State	Name of Purchaser or Nature of Disposal	Date Originally Acquired	Disposal Date	Book/ Adjusted Carrying Value Less Encumbrances, Prior Year	Unrealized Valuation Increase (Decrease)	Current Year's (Depreciation) or (Amortization)/ Accretion	Current Year's Other Than Temporary Impairment Recognized	Capitalized Deferred Interest and Other	Total Change in Book/ Adjusted Carrying Value (9+10-11+12)	Total Foreign Exchange Change in Book/ Adjusted Carrying Value	Book/ Adjusted Carrying Value Less Encumbrances on Disposal	Consideration	Foreign Exchange Gain (Loss) on Disposal	Realized Gain (Loss) on Disposal	Total Gain (Loss) on Disposal	Investment Income
	Navis Asia Fund V	Kuala Lumpur	MYS	Distribution	02/01/2007	08/18/2022	59,035							59,035	59,035				
	Navis Asia Fund VII, L.P.	Grand Cayman	CYM	Distribution	01/29/2014	07/29/2022	1,962,680							1,962,680	1,962,680				
	Nirvana Holdings I LP	Dover	DE	Distribution	06/29/2021	09/30/2022	22,527							22,527	22,527				
	Northstar Mezzanine Partners V L.P.	Minneapolis	MN	Distribution	02/12/2008	09/01/2022	521,622							521,622	521,622				
	Paine & Partners Capital Fund III, L.P.	Foster City	CA	Distribution	08/15/2006	08/16/2022	78,110							78,110	78,110				
	Peppertree Capital Fund VI, LP	Wilmington	DE	Distribution	05/05/2016	07/07/2022	1,675,639							1,675,639	1,675,639				
	Porcupine Holdings LP	Dover	DE	Distribution	12/29/2021	09/30/2022	19,690							19,690	19,690				
	Providence Equity Partners VIII L.P.	Providence	RI	Distribution	07/17/2019	09/26/2022	130,684							130,684	130,684				
	Riverside Strategic Capital Fund I, L.P.	New York	NY	Distribution	05/23/2017	07/14/2022	174,462							174,462	174,462				
	Silver Lake Partners IV, L.P.	Menlo Park	CA	Distribution	04/02/2013	09/21/2022	427,468							427,468	427,468				
	Silver Lake Partners V, L.P.	Wilmington	DE	Distribution	06/12/2018	09/30/2022	65,306							65,306	65,306				
	Silver Lake Partners VI, L.P.	Wilmington	DE	Distribution	01/06/2021	09/26/2022	65,890							65,890	65,890				
	TOW Rescue Financing Fund LP	Los Angeles	CA	Distribution	10/13/2021	08/11/2022	1,058,783							1,058,783	1,058,783				
	TPG Asia VI, L.P.	Grand Cayman	CYM	Distribution	04/07/2014	09/15/2022	443,523							443,523	443,523				
	TPG VII Ensemble Co-Invest, L.P. (Ellucian)	Fort Worth	TX	Distribution	09/18/2015	09/30/2022									81,146		81,146	81,146	
	True North Fund V LLP, fka (IVF V)	Port Louis, Mauritius	MUS	Distribution	03/18/2015	09/30/2022	602,214							602,214	602,214				
	Veritas Capital Fund VI, L.P.	Wilmington	DE	Distribution	06/15/2017	06/09/2022	3,666,605							3,666,605	3,666,605				
	Veritas Capital Fund VII	New York	NY	Distribution	04/15/2020	09/27/2022	403,845							403,845	403,845				
	Vista Equity Endeavor Fund I, L.P.	Grand Cayman	CYM	Distribution	06/01/2017	09/01/2022	299,499							299,499	299,499				
	Vista Equity Endeavor Fund II, L.P.	Grand Cayman	CYM	Distribution	09/19/2019	09/01/2022	439,856							439,856	439,856				
	Vista Foundation Fund IV, L.P.	Dover	DE	Distribution	07/24/2020	01/10/2022	566							566	566				
	Whitehorse Liquidity Partners III LP	Wilmington	DE	Distribution	10/30/2019	09/29/2022	114,634							114,634	114,634				
	Whitehorse Liquidity Partners IV LP	Wilmington	DE	Distribution	11/25/2020	09/28/2022	346,089							346,089	346,089				
	Whitehorse Liquidity Partners V LP	Wilmington	DE	Distribution	02/25/2022	09/29/2022	1,493,261							1,493,261	1,493,261				
	Yukon Capital Partners (IC) Parallel IV, L.P.	Minneapolis	MN	Distribution	12/30/2021	02/16/2022	1,821,246							1,821,246	1,821,246				
	Yukon Capital Partners II, L.P.	Minneapolis	MN	Distribution	11/05/2013	02/17/2022	414,332							414,332	414,332				
	Yukon Capital Partners III, L.P.	Minneapolis	MN	Distribution	07/18/2017	07/13/2022	7,836							7,836	7,836				
1999999.	Joint Venture Interests - Common Stock - Unaffiliated						50,204,633	(350,778)				(350,778)		49,853,855	49,754,820	(418,667)	319,632	(99,035)	594,138
	Almanac Realty Securities VIII, L.P.	Dover	DE	Distribution	12/21/2018	09/23/2022	314,475							314,475	314,475				
	Ares US Real Estate Opportunity Fund III, L.P.	Wilmington	DE	Distribution	04/15/2021	09/26/2022	207,010							207,010	207,010				
	Centerline High Yield CMBS Fund II, LLC	Irving	TX	Distribution	06/28/2004	07/11/2022									125		125	125	
	Crow Holdings Realty Partners IX LP	Dover	DE	Distribution	10/14/2020	09/29/2022	1,197,507							1,197,507	1,197,507				
	Crow Holdings Realty Partners VIII, L.P.	Dover	DE	Distribution	09/24/2018	09/30/2022	493,979							493,979	493,979				
	Crow Holdings Retail Fund, L.P.	Dover	DE	Distribution	04/01/2015	09/22/2022	1,752,080							1,752,080	1,752,080				
	CSF III, LP	Dover	DE	Distribution	06/16/2022	09/16/2022	1,062							1,062	1,062				
	Dermody Properties Industrial Co-Invest Fund II, LP	Dover	DE	Distribution	08/28/2020	03/04/2022	233,091							233,091	233,091				
	Dermody Properties Industrial Fund III, LP	Dover	DE	Distribution	06/10/2021	07/29/2022	12,355,964							12,355,964	12,355,964				
	FMC Pier 2 Sublessor LLC	San Francisco	CA	Distribution	08/15/2014	09/15/2022	481,491							481,491	481,491				(20,258)
	FrontRange Co-GP Property Fund, LP	Dover	DE	Distribution	04/30/2021	07/29/2022	180,151							180,151	180,151				
	GEM Realty Fund VI, L.P.	Wilmington	DE	Distribution	04/15/2016	08/30/2022	444,210							444,210	444,210				
	Harrison Street Real Estate Partners VI, L.P.	Dover	DE	Distribution	08/09/2017	07/29/2022	86,737							86,737	86,737				
	Harrison Street Real Estate Partners VII, L.P.	Dover	DE	Distribution	03/12/2019	08/26/2022	853,139							853,139	853,139				
	Helios Infracore LLC	Washington	DC	Distribution	12/22/2017	09/30/2022	646,656							646,656	646,656				
	HSREP VI Co-Investment 3, L.P.	Dover	DE	Distribution	05/02/2018	07/29/2022	438,877							438,877	438,877				
	HSREP VII Co-Investment, L.P.	New York	NY	Distribution	05/02/2019	08/26/2022	770,045							770,045	770,045				
	Madison Realty Capital Debt Fund IV LP	Dover	DE	Distribution	04/22/2019	08/25/2022	2,114,429							2,114,429	2,114,429				
	Nationwide Sol 1 LLC	Washington	DC	Distribution	07/21/2016	09/01/2022	2,312,828							2,312,828	2,312,828				
	Nationwide Sol 2 LLC	Washington	DC	Distribution	07/19/2017	07/28/2022	62,633							62,633	62,633				
	Oak Street Real Estate Capital Net Lease Property Fund, LP	Dover	DE	Distribution	04/06/2021	04/15/2022	414,247							414,247	414,247				

STATEMENT AS OF SEPTEMBER 30, 2022 OF THE NATIONWIDE MUTUAL INSURANCE COMPANY

SCHEDULE BA - PART 3

Showing Other Long-Term Invested Assets DISPOSED, Transferred or Repaid During the Current Quarter

1	2	Location		5	6	7	8	Change in Book/Adjusted Carrying Value						15	16	17	18	19	20
		3	4					9	10	11	12	13	14						
CUSIP Identification	Name or Description	City	State	Name of Purchaser or Nature of Disposal	Date Originally Acquired	Disposal Date	Book/ Adjusted Carrying Value Less Encumbrances, Prior Year	Unrealized Valuation Increase (Decrease)	Current Year's (Depreciation) or (Amortization)/ Accretion	Current Year's Other Than Temporary Impairment Recognized	Capitalized Deferred Interest and Other	Total Change in Book/ Adjusted Carrying Value (9+10-11+12)	Total Foreign Exchange Change in Book/ Adjusted Carrying Value	Book/ Adjusted Carrying Value Less Encumbrances on Disposal	Consideration	Foreign Exchange Gain (Loss) on Disposal	Realized Gain (Loss) on Disposal	Total Gain (Loss) on Disposal	Investment Income
	PCCP Credit IX, LP	Dover	DE	Distribution	03/28/2017	09/23/2022	321,600							321,600	321,600				
	PCCP Credit X, LP	Dover	DE	Distribution	08/17/2021	09/22/2022	6,418,049							6,418,049	6,418,049				
	Pretium Residential Real Estate Fund II, L.P.	New York	NY	Distribution	09/01/2016	08/03/2022	252,535							252,535	252,535				
	Prime Property Fund, LLC	New York	NY	Distribution	03/31/2015	04/14/2022	15,766,179	(15,766,179)				(15,766,179)		8,600			(8,600)	(8,600)	32,640,811
	Related Real Estate Fund III, LP	Dover	DE	Distribution	08/27/2020	07/13/2022	483,025							483,025	483,025				
	Stonehenge REV I LLC	Columbus	OH	Distribution	12/22/2015	01/10/2022	72,199							72,199	72,199				
	US Office Development Program, L.P.	Wilmington	DE	Distribution	12/02/2014	08/30/2022	2,730,608							2,730,608	2,730,608				
	Walton Street Real Estate Fund VIII, L.P.	Wilmington	DE	Distribution	04/15/2016	07/29/2022	1,028,198							1,028,198	1,028,198				
	Waterton Residential Property Venture XIII, L.P.	Dover	DE	Distribution	06/02/2017	07/29/2022	23,569							23,569	23,569				
	Waterton Residential Property Venture XIV, L.P.	Dover	DE	Distribution	12/10/2020	01/04/2022	4,303							4,303	4,303				
2199999. Joint Venture Interests - Real Estate - Unaffiliated							52,460,876	(15,766,179)				(15,766,179)		36,703,297	36,694,822		(8,475)	(8,475)	32,620,553
	NW REI, LLC	Columbus	OH	Distribution	02/08/2008	09/30/2022	6,888,000							6,888,000	6,888,000				
2299999. Joint Venture Interests - Real Estate - Affiliated							6,888,000							6,888,000	6,888,000				
	MA P&C Ins. Co. Community & Economic Development Initiative LLC	Boston	MA	Distribution	08/08/2013	06/30/2022	60							60	60				
	NB Specialty Finance Fund II, LP	Wilmington	DE	Distribution	12/20/2021	08/15/2022	50,464							50,464	50,464				
	Pretium Residential Credit Fund II, LP	New York	NY	Distribution	04/20/2021	03/25/2022	545,749							545,749	545,749				
2599999. Joint Venture Interests - Other - Unaffiliated							596,273							596,273	596,273				
	City of Dayton Loan	Dayton	OH	Distribution	02/04/2002	07/08/2022				(5,171)		5,171		5,171	5,171				
3199999. Non-collateral Loans - Unaffiliated										(5,171)		5,171		5,171	5,171				
4899999. Total - Unaffiliated							130,246,549	(16,116,957)		(5,171)		(16,111,786)		114,143,363	114,035,785	(418,735)	311,157	(107,578)	33,214,691
4999999. Total - Affiliated							6,888,000							6,888,000	6,888,000				
5099999 - Totals							137,134,549	(16,116,957)		(5,171)		(16,111,786)		121,031,363	120,923,785	(418,735)	311,157	(107,578)	33,214,691

STATEMENT AS OF SEPTEMBER 30, 2022 OF THE NATIONWIDE MUTUAL INSURANCE COMPANY

SCHEDULE D - PART 3

Show All Long-Term Bonds and Stock Acquired During the Current Quarter

1	2	3	4	5	6	7	8	9	10
CUSIP Identification	Description	Foreign	Date Acquired	Name of Vendor	Number of Shares of Stock	Actual Cost	Par Value	Paid for Accrued Interest and Dividends	NAIC Designation, NAIC Designation Modifier and SVO Administrative Symbol
912828-ZV-5	U S Treasury Nt 0.500% 06/30/27		07/07/2022	Citigroup		35,336,072	40,000,000	4,348	1.A FE
91282C-BS-9	US Treasury Nt 1.250% 03/31/28		07/13/2022	Morgan Stanley & Co LLC		10,514,359	11,600,000	41,598	1.A
0109999999. Subtotal - Bonds - U.S. Governments						45,850,431	51,600,000	45,946	XXX
213185-MP-3	Cook Cnty IL GO Txb1 Ser C BAM TGRS 5.790% 11/15/29		07/21/2022	Citigroup		12,058,106	11,455,000	128,964	1.F FE
797356-EU-2	San Diego CA Uni Sch Dist GO Prerefunded Ref 1998 Ser F-1 5.250% 07/01/28		09/15/2022	Tax Free Exchange		1,634,536	1,560,000	16,835	1.C FE
797356-EW-8	San Diego CA Uni Sch Dist GO Unrefunded Ref 1998 Ser F-1 5.250% 07/01/28		09/15/2022	Tax Free Exchange		8,737,341	8,440,000	91,082	1.C
0709999999. Subtotal - Bonds - U.S. Political Subdivisions of States, Territories and Possessions						22,429,983	21,455,000	236,881	XXX
01F030-47-0	FNMA 3.0 7/22 TBA 3.000% 07/01/37		07/18/2022	Nomura Securities Intl LLC		(4,814,648)	(5,000,000)	(7,083)	1.A
01F050-67-6	FNCL 5.0 7/22 TBA 5.000% 07/01/52		07/14/2022	Wells Fargo Securities LLC		(10,103,906)	(10,000,000)	(18,056)	1.A
3132D6-BY-5	FHLMC Pool SB8155 3.000% 05/25/37		07/18/2022	Nomura Securities Intl LLC		4,814,648	5,000,000	7,083	1.A
3132D6-CC-2	FHLMC Pool #SB8167 2.000% 07/25/37		07/14/2022	Nomura Securities Intl LLC		13,994,531	15,000,000	14,167	1.A
3133BE-VR-1	FHLMC Pool #QE5124 5.000% 07/01/52		07/14/2022	Wells Fargo Securities LLC		10,103,906	10,000,000	18,056	1.A
3133KM-MQ-5	FHLMC Pool# RA5767 2.500% 09/25/51		08/11/2022	Wells Fargo Securities LLC		13,572,656	15,000,000	10,417	1.A
3140MM-US-5	FNMA Pool# BV7803 3.000% 06/01/52		08/11/2022	Wells Fargo Securities LLC		18,743,751	20,000,001	16,667	1.A
3140XG-UA-5	FN Pool #FS1476 3.000% 03/25/52		07/01/2022	JP Morgan Securities LLC		(32,870)	(34,487)	(6)	1.A
3140XG-ZN-2	FN Pool #FS1648 2.500% 01/25/52		07/01/2022	JP Morgan Securities LLC		(34,380)	(37,376)	(5)	1.A
3140XH-HT-7	FNMA Pool #FS2041 2.000% 08/25/51		07/19/2022	JP Morgan Securities LLC		13,042,631	14,873,328	15,700	1.A
31418E-D8-0	FNMA Pool #MA4626 4.000% 06/01/52		08/11/2022	Nomura Securities Intl LLC		12,788,750	13,000,000	14,444	1.A
31418E-E8-3	FNMA Pool #MA4656 4.500% 07/01/52		08/11/2022	Wells Fargo Securities LLC		4,988,672	5,000,000	6,250	1.A
31418E-ES-5	FNMA FN MA4644 4.000% 05/25/52		08/11/2022	Goldman Sachs & Company		9,821,089	9,999,995	11,111	1.A
31418E-GK-0	FNMA Pool #MA4701 4.500% 08/01/52		08/11/2022	Nomura Securities Intl LLC		20,021,094	20,000,000	25,000	1.A
31418E-HP-8	FNMA Pool #MA4737 5.000% 08/25/52		08/11/2022	Wells Fargo Securities LLC		10,121,094	10,000,000	13,889	1.A
678908-3Z-5	Oklahoma ST Dev Fin Auth Sr Nt 4.285% 02/01/34		07/08/2022	RBC Capital Markets LLC		6,000,000	6,000,000		1.A FE
0909999999. Subtotal - Bonds - U.S. Special Revenues						123,027,018	128,801,461	127,634	XXX
000000-00-0	Kosmos Energy Ltd Sr Nt 7.125% 04/04/26		07/26/2022	Direct		504,000	600,000	13,538	4.B FE
000000-00-0	Resorts World / RMLV Cap Sr Nt 4.625% 04/06/31		09/15/2022	Direct		220,500	300,000	6,282	3.B FE
025537-AN-1	American Electric Power Sr Nt 2.300% 03/01/30		07/25/2022	Citigroup		989,817	1,150,000	10,727	2.B FE
037735-DA-2	Appalachian Pwr Co Sr Nt 4.500% 08/01/32		07/28/2022	Various		4,244,710	4,250,000		1.G FE
049560-AA-3	Atmos Energy Corp Sr Nt 6.750% 07/15/28		07/21/2022	JP Morgan Securities LLC		2,043,394	1,840,000	3,450	1.E FE
049560-AX-3	Atmos Energy Corp Sr Nt 5.450% 10/15/32		09/27/2022	Mizuho Securities USA Inc		2,993,280	3,000,000		1.G FE
053332-BB-7	Autozone Inc Sr Nt 4.750% 08/01/32		07/27/2022	Various		10,084,332	10,000,000		2.B FE
09261W-AA-2	Blackrock DLF IX QLO Ser 2020-IX CI A-1 4.033% 07/21/30		09/02/2022	Various		4,650,454	4,650,454		1.A FE
22966R-AH-9	Cubsmart LP Sr Nt 2.250% 12/15/28		07/27/2022	Citigroup		8,590,000	10,000,000	27,500	2.B FE
22966R-AJ-5	Cubsmart LP Sr Nt 2.500% 02/15/32		07/21/2022	Citigroup		1,213,250	1,470,000	23,990	2.B FE
25746U-DP-1	Dominion Resources Inc Sr Nt Ser A 4.350% 08/15/32		08/09/2022	BNP Paribas Securities Corp		2,979,630	3,000,000		2.B FE
26884L-AQ-2	EQT Corp Sr Nt 5.700% 04/01/28		09/20/2022	RBC Capital Markets LLC		2,092,209	2,100,000		2.C FE
31620M-BV-7	Fidelity Natl Info Serv Inc Sr Nt 4.500% 07/15/25		07/06/2022	JP Morgan Securities LLC		5,797,912	5,800,000		2.B FE
44187W-AA-9	Housing Action Fund LLC Prom Nt Sec 3.000% 01/17/30		09/23/2022	Direct		130,000			4.A
45256F-AB-8	Impact CIL Parent LLC ABS Revolving Nt Ser 2003 CI 1 3.782% 10/25/56		08/15/2022	Direct		12,828,750	12,828,750		1.G FE
458140-BZ-2	Intel Corp Sr Nt 4.000% 08/05/29		08/09/2022	Mizuho Securities USA Inc		4,974,050	5,000,000	3,333	1.E FE
459200-KT-7	International Bus Machs Corp Sr Nt 4.150% 07/27/27		07/20/2022	JP Morgan Securities LLC		4,993,500	5,000,000		1.G FE
459200-KU-4	International Bus Machs Corp Sr Nt 4.400% 07/27/32		07/20/2022	JP Morgan Securities LLC		4,964,050	5,000,000		1.G FE
465685-AR-6	ITC Holdings Corp Sr Nt 4.950% 09/22/27		09/08/2022	Toronto Dominion		3,995,960	4,000,000		2.B FE
46647P-DK-9	JP Morgan Chase & Co Subordinated Nt Fix to Flt 5.717% 09/14/33		09/07/2022	JP Morgan Securities LLC		3,000,000	3,000,000		1.G FE
57629W-DK-3	Mass Mutual Global Funding Secured Nt 4.150% 08/26/25		08/23/2022	JP Morgan Securities LLC		9,989,700	10,000,000		1.B FE
654730-AX-1	NiSource Finance Corp Sr Nt 5.950% 06/15/41		08/09/2022	JP Morgan Securities LLC		1,073,870	1,000,000	9,256	2.B FE
701638-AA-2	Parliament Funding III LLC Nt 5.582% 12/01/33		09/13/2022	Direct		3,179,266	3,179,266		2.B Z
720198-AD-2	Piedmont Operating Partnership Sr Nt 4.450% 03/15/24		09/19/2022	Us Bancorp Investments Inc		4,946,100	5,000,000	3,708	2.B FE
776743-AL-0	Roper Technologies Inc Sr Nt 1.750% 02/15/31		07/21/2022	Various		3,339,950	4,200,000	32,667	2.A FE
80386W-AD-7	Sasol Financing USA LLC Sr Nt 5.500% 03/18/31		08/03/2022	Direct		2,110,383	2,585,000	53,109	3.B FE
806605-AH-4	Schering-Plough Corp Sr Nt 6.550% 09/15/37		07/18/2022	Morgan Stanley & Co LLC		2,949,684	2,405,000	54,697	1.E FE
86765L-AZ-0	Sunoco Finance Corp Sr Nt 4.500% 04/30/30		07/19/2022	Tax Free Exchange		1,637,025	1,787,000	17,647	3.B FE
89612L-AF-3	Tricon American Homes RMBS Ser 2019-SFR1 CI F 3.745% 03/17/38		07/22/2022	Barclays Capital Inc		2,863,242	3,000,000	7,802	2.C FE
92539N-AA-4	Versus Securitization Trust RMBS Ser 22-7 CI A1 5.152% 07/25/67		07/25/2022	Credit Suisse Securities LLC		2,857,968	2,858,000	13,497	1.A FE
92839C-AA-6	Visio RMBS Ser 2022-1 CI A1 5.759% 08/25/57		07/14/2022	Barclays Capital Inc		20,099,692	20,100,000	67,524	1.A FE
92996U-AJ-8	WP Carey Inc Sr Nt 2.450% 02/01/32		07/18/2022	Barclays Capital Inc		1,620,780	2,000,000	23,003	2.B FE

STATEMENT AS OF SEPTEMBER 30, 2022 OF THE NATIONWIDE MUTUAL INSURANCE COMPANY

SCHEDULE D - PART 3

Show All Long-Term Bonds and Stock Acquired During the Current Quarter

1	2	3	4	5	6	7	8	9	10
CUSIP Identification	Description	Foreign	Date Acquired	Name of Vendor	Number of Shares of Stock	Actual Cost	Par Value	Paid for Accrued Interest and Dividends	NAIC Designation, NAIC Designation Modifier and SVO Administrative Symbol
94106L-BL-2	Waste Management Inc Sr Nt 0.750% 11/15/25		07/08/2022	Raymond James USA Ltd		4,532,200	5,000,000	5,938	2.A FE
976656-CN-6	Wisconsin Electric Power Co Sr Nt 4.750% 09/30/32		09/14/2022	Various		4,996,907	5,000,000		1.F FE
988462-AA-5	Yukon IV Sr Nt 6.000% 12/31/31		07/22/2022	Direct		4,218,240	4,218,240		1.G PL
000000-00-0	Sunac China Holdings LTD Nt 6.500% 07/09/23	D.	07/29/2022	Direct		35,750	286,000		6. FE
000000-00-0	Kaisa Group Holdings LTD Nt 9.750% 09/28/23	D.	07/26/2022	Direct		60,375	550,000		6. FE
000000-00-0	Sunac China Holdings LTD Nt 7.950% 10/11/23	D.	07/29/2022	Direct		76,500	644,000		6. FE
000000-00-0	Shimao Group Holdings LT Sec Nt 6.125% 02/21/24	D.	07/28/2022	Direct		37,000	400,000		5.B GI
000000-00-0	Yuzhou Group 1st Lien 8.500% 02/26/24	D.	07/28/2022	Direct		51,250	700,000		6. FE
000000-00-0	Nickel Mines LTD Sr Nt 6.500% 04/01/24	D.	09/28/2022	Direct		442,483	480,000	15,513	4.A FE
000000-00-0	Yuzhou Group 1st Lien 7.700% 02/20/25	D.	07/28/2022	Direct		15,000	200,000		6. FE
000000-00-0	Turk Telekomunikasyon AS Sr Nt 6.875% 02/28/25	D.	08/17/2022	Direct		292,500	325,000	10,613	4.B FE
000000-00-0	Banco Santander Mexico Sr Nt 5.375% 04/17/25	D.	08/29/2022	Direct		2,229,700	2,200,000	43,687	2.A FE
000000-00-0	Yuzhou Group 1st Lien 7.375% 01/13/26	D.	07/27/2022	Direct		14,750	200,000		6. FE
000000-00-0	Akbank TAS Sr Nt 6.800% 02/06/26	D.	09/16/2022	Direct		1,329,488	1,465,000	12,176	4.C FE
000000-00-0	MGM China Holdings LTD Sr Nt 5.875% 05/15/26	D.	08/02/2022	Direct		264,825	321,000	4,138	4.A
000000-00-0	Shimao Group Holdings LT Sr Nt 5.600% 07/15/26	D.	07/29/2022	Direct		97,210	1,040,000		5.B GI
000000-00-0	Yuzhou Group 1st Lien 7.850% 08/12/26	D.	07/26/2022	Direct		14,500	200,000		6. FE
000000-00-0	Tengizchevroil Fin Co Inc Sr Nt 4.000% 08/15/26	D.	08/12/2022	Direct		171,500	200,000	22	2.C
000000-00-0	Electricidad Firme De Me Sec Nt 4.900% 11/20/26	D.	07/14/2022	Direct		494,540	632,000	4,989	3.B FE
000000-00-0	MGM China Holdings LTD Sr Nt 4.750% 02/01/27	D.	07/13/2022	Direct		404,550	580,000	12,551	4.A FE
000000-00-0	Continuum Energy Levante Nt 4.500% 02/09/27	D.	07/07/2022	Direct		370,608	473,400	8,788	3.B FE
000000-00-0	CIFI Holdings Group Sr Nt 4.375% 04/12/27	D.	07/12/2022	Direct		225,564	600,000	6,638	4.B FE
000000-00-0	Bank Leumi Le-Israel Sr Nt 5.125% 07/27/27	D.	07/20/2022	Direct		2,980,200	3,000,000		1.F FE
000000-00-0	Falabella SA Sr Nt 3.750% 10/30/27	D.	08/29/2022	Direct		1,995,000	2,100,000	26,250	2.B FE
000000-00-0	Turkiye Vakiflar Bankasi Sub Nt 8.000% 11/01/27	D.	09/29/2022	Direct		397,950	420,000	14,187	6. FE
000000-00-0	Ooredoo Intl Finance Sr Nt 3.875% 01/31/28	D.	09/07/2022	Direct		983,000	1,000,000	4,198	1.G FE
000000-00-0	UPL Corp LTD Sr Nt 4.500% 03/08/28	D.	08/04/2022	Direct		165,400	200,000	3,750	2.C FE
000000-00-0	Anadolu Efes Biracilik ve Malt Sr Nt 3.375% 06/29/28	D.	08/02/2022	Direct		695,949	1,015,000	2,966	3.A FE
000000-00-0	Studio City Finance Ltd Sr Nt 5.000% 01/15/29	D.	08/05/2022	Direct		957,075	1,730,000	5,101	4.A FE
000000-00-0	Sands China LTD Sr Nt 3.100% 03/08/29	D.	07/18/2022	Direct		1,250,975	1,693,000	18,607	3.A FE
000000-00-0	Braskem Netherlands Sr Nt 4.500% 01/31/30	D.	07/21/2022	Direct		523,910	604,000	13,213	2.C FE
000000-00-0	UPL Corp LTD Sr Nt 4.625% 06/16/30	D.	08/02/2022	Direct		316,000	400,000	2,467	2.C FE
000000-00-0	Country Garden Hld Co 1st Lien 3.300% 01/12/31	D.	07/12/2022	Direct		86,380	280,000	51	3.B FE
000000-00-0	Minerva Luxembourg SA Sr Nt 4.375% 03/18/31	D.	08/22/2022	Direct		433,212	520,000	9,858	3.B FE
000000-00-0	Genm Capital Labuan Sr Nt 3.882% 04/19/31	D.	08/03/2022	Direct		613,008	800,000	8,973	2.C FE
000000-00-0	Nemak SAB DE CV Sr Nt 3.625% 06/28/31	D.	07/01/2022	Direct		254,890	359,000	289	3.A FE
000000-00-0	Sands China LTD Sr Nt 3.750% 08/08/31	D.	07/28/2022	Direct		864,450	1,130,000	17,648	3.A FE
000000-00-0	Minsur SA Sr Nt 4.500% 10/28/31	D.	08/24/2022	Direct		645,911	742,000	10,945	3.A FE
000000-00-0	ICTSI Treasury BV Sr Nt 3.500% 11/16/31	D.	07/07/2022	Direct		176,400	210,000	1,123	3.B Z
000000-00-0	Kasikornbank PCL HK Sr Nt 4.700% 09/30/49	D.	09/28/2022	Direct		854,565	1,100,000		2.C FE
000000-00-0	Codelco Inc Sr Nt 3.150% 01/15/51	D.	09/29/2022	Direct		285,188	450,000	3,071	1.G FE
000000-00-0	Network i2i Ltd Sub Nt Fixed to Float 3.975% Perpet.	D.	08/01/2022	Direct		248,169	295,000	1,954	3.B FE
05968L-AL-6	Bancolumbia SA Sub Nt 4.625% 12/18/29	D.	08/22/2022	Direct		441,488	500,000	4,210	3.C FE
05971U-2C-0	Banco De Credito Del Peru Sub Nt 3.125% 07/01/30	D.	08/05/2022	Direct		244,728	265,000	874	2.C FE
05971U-2D-8	Banco de Credito del Peru Sub Nt Fix to Float 3.250% 09/30/31	D.	08/05/2022	Direct		625,335	705,000	8,210	2.C FE
279158-AE-9	Ecopetrol SA Sr Nt 7.375% 09/18/43	D.	07/21/2022	Direct		644,659	763,000	19,851	3.A FE
39530V-AB-4	Greenko Solar Mauritius Sr Nt 5.950% 07/29/26	D.	08/17/2022	Direct		329,000	350,000	1,157	3.B FE
40637C-CF-5	Halma plc Sr Nt Ser B 2.290% 07/12/32	B.	07/12/2022	HSBC Securities USA Inc		18,066,600	18,066,600		2.A Z
48268K-AG-6	KT CORP Sr Nt 4.000% 08/08/25	D.	08/01/2022	Direct		3,813,697	3,820,000		1.G FE
73730E-AB-9	POSCO Sr Nt 4.500% 08/04/27	D.	08/02/2022	Direct		4,999,096	5,000,000		2.A FE
74977R-DR-2	Rabobank Nederland - SIFMA Sr Non Pref 4.655% 08/22/28	D.	08/15/2022	Bank of America BIDS Dealer		5,000,000	5,000,000		1.G FE
75975A-AA-8	Renew Power Pvt Ltd 1st Lien Nt 5.875% 03/05/27	D.	08/16/2022	Direct		195,900	200,000	620	3.C FE
80007R-AE-5	Sands China LTD Sr Nt 5.400% 08/08/28	D.	07/29/2022	Direct		324,417	355,000	9,266	3.A FE
80007R-AO-8	Sands China LTD Sr Nt 3.350% 03/08/29	D.	08/16/2022	Tax Free Exchange		1,255,283	1,693,000	23,034	3.A FE
80007R-AS-4	Sands China LTD Sr Nt 3.750% 08/08/31	D.	08/10/2022	Tax Free Exchange		865,150	1,130,000	353	3.A FE
86964H-AK-8	Suzano Austria GMBH Sr Nt 3.125% 01/15/32	D.	08/22/2022	Direct		177,750	225,000	762	2.C FE
87312B-AF-5	TWE US Fin Co Treasury Wine Estates US Finan 4.910% 09/29/32	D.	09/29/2022	Bank of America BIDS Dealer		10,000,000	10,000,000		2.B Z

STATEMENT AS OF SEPTEMBER 30, 2022 OF THE NATIONWIDE MUTUAL INSURANCE COMPANY

SCHEDULE D - PART 3

Show All Long-Term Bonds and Stock Acquired During the Current Quarter

1	2	3	4	5	6	7	8	9	10
CUSIP Identification	Description	Foreign	Date Acquired	Name of Vendor	Number of Shares of Stock	Actual Cost	Par Value	Paid for Accrued Interest and Dividends	NAIC Designation, NAIC Designation Modifier and SVO Administrative Symbol
92212W-AA-8	Var Energi Asa Sr Nt 5.000% 05/18/27	D	07/22/2022	BNP Paribas Securities Corp		1,106,259	1,100,000	10,389	2.C FE
F3152*-AN-4	Ernewa Holding SAS Sr Sec Nt 3.390% 07/10/32	D	09/01/2022	BNP Paribas Securities Corp		20,000,000	20,000,000		2.A PL
G1696*-BN-5	Bunzl Fin PLC Sr Nt 3.810% 07/14/29	C	07/14/2022	Natwest Securities		15,000,000	15,000,000		2.A Z
Y7563*-AE-7	Seaspan Holdco III Ltd Sr Nt 5.150% 09/05/32		08/03/2022	Citigroup		20,000,000	20,000,000		2.B PL
1109999999	Subtotal - Bonds - Industrial and Miscellaneous (Unaffiliated)					276,149,892	289,168,710	720,160	XXX
000000-00-0	Animal Supply Company Holdco Term Ln Nt 1 7.000% 08/14/25		09/26/2022	Interest Capitalization		118,228	118,228		5.B Z
000000-00-0	Animal Supply Company New 1st Lien Term Ln Nt 1 11.283% 08/14/25		09/26/2022	Interest Capitalization		18,213	18,213		5.B Z
000000-00-0	Fiberlight Incremental DD Term Ln Nt 1 9.133% 08/21/25		07/06/2022	Interest Capitalization		4,511	4,511		4.A Z
000000-00-0	Fiberlight Incremental DD Term Ln Nt 1 9.133% 08/21/25		08/08/2022	Tax Free Exchange		189,474	189,474	1,416	4.A Z
000000-00-0	Fiberlight Incremental DD Term Ln Nt 3 9.584% 08/21/25		07/07/2022	Guggenheim Securities LLC		189,474	189,474		4.A Z
000000-00-0	Fiberlight Term Ln Nt 1 10.493% 08/21/25		09/18/2022	Interest Capitalization		25,311	25,311		4.A Z
000000-00-0	Fiberlight Incremental DD Term Ln Nt 2 12.084% 08/21/25		07/25/2022	Interest Capitalization		6,015	6,015		4.A Z
000000-00-0	Fiberlight Incremental DD Term Ln Nt 4 12.113% 08/21/25		07/28/2022	Guggenheim Securities LLC		210,526	210,526		4.A Z
000000-00-0	Pye Barker Company 1st Lien DD Term Ln Nt 1 8.510% 11/26/25		07/09/2022	Tax Free Exchange		2,066,254	2,066,254		4.B Z
000000-00-0	Sonny's Enterprises LLC Revolver Ln Nt 3 9.871% 08/31/26		07/29/2022	Direct		292,683	292,683		4.B IF
000000-00-0	Essential Services Hldg Corp 4th Amendment DD Term Ln Nt 1 8.027% 11/16/26		07/25/2022	Tax Free Exchange		1,326,000	1,326,000	6,546	4.A Z
000000-00-0	Essential Services Hldg Corp 4th Amendment DD Term Ln Nt 7 8.383% 11/16/26		08/31/2022	Direct		120,000	120,000		4.A Z
000000-00-0	Essential Services Hldg Corp 4th Amendment DD Term Ln Nt 8 8.533% 11/16/26		09/14/2022	Direct		89,000	89,000		4.A Z
000000-00-0	Oil Changer Inc Delayed Draw Term Ln Nt 5 9.205% 02/08/27		07/13/2022	Guggenheim Securities LLC		232,258	232,258		4.C Z
000000-00-0	Oil Changer Inc Incremental DD Term Ln Nt 1 10.043% 02/08/27		09/15/2022	Guggenheim Securities LLC		89,032	89,032		4.C Z
000000-00-0	Oil Changer Inc Delayed Draw Term Ln Nt 6 10.283% 02/08/27		08/17/2022	Guggenheim Securities LLC		147,097	147,097		4.C Z
000000-00-0	Oil Changer Inc Incremental DD Term Ln Nt 2 10.392% 02/08/27		09/29/2022	Guggenheim Securities LLC		32,903	32,903		4.C Z
000000-00-0	Lower ACS Inc Delayed Draw Term Ln Nt 1 8.383% 01/07/28		08/05/2022	Direct		53,929	53,929		2.C Z
000000-00-0	Wellsky 1st Lien Term Ln Nt 1 8.942% 03/10/28		08/15/2022	Guggenheim Securities LLC		3,000,000	3,000,000		4.A Z
000000-00-0	Bottomline Technologies Inc Term Ln Nt 1 10.141% 03/25/28		08/11/2022	Guggenheim Securities LLC		(2,966,250)	(3,000,000)		4.A Z
000000-00-0	Enercon Services Inc Term Ln Nt 1 8.070% 05/31/28		09/30/2022	Direct		150,000			4.A Z
000000-00-0	Archkey Holdings 1st Lien Term Ln Nt 5 8.371% 06/30/28		07/29/2022	Tax Free Exchange		3,642,746	3,675,000		4.B FE
000000-00-0	Unison 1st Lien Term Ln Nt 1 9.672% 07/08/28		09/16/2022	Guggenheim Securities LLC		2,346,000	2,400,000		4.A Z
000000-00-0	Excelitas Term Ln Nt 1 7.743% 08/02/28		08/10/2022	Guggenheim Securities LLC		4,149,237	4,202,128		4.A FE
000000-00-0	Spirit RR Holdings Inc Term Ln Nt 1 9.279% 09/13/28		09/13/2022	Direct		1,211,141			4.A Z
000000-00-0	Cority Software Inc Term Ln 2022-1 Nt 1 8.633% 09/14/28		09/14/2022	Direct		1,532,645	1,532,645		4.A Z
000000-00-0	Denali Buyerco Delayed Draw Term Ln Nt 3 8.423% 09/15/28		07/12/2022	Direct		146,296	146,296		4.B Z
000000-00-0	Denali Buyerco Delayed Draw Term Ln Nt 5 8.435% 09/15/28		09/08/2022	Direct		233,333	233,333		4.B Z
000000-00-0	Denali Buyerco Delayed Draw Term Ln Nt 4 8.895% 09/15/28		09/07/2022	Direct		231,481	231,481		4.B Z
000000-00-0	CPI Buyer LLC Delayed Draw Term Ln Nt 2 7.923% 11/01/28		07/12/2022	Direct		150,558	150,558		4.B Z
00228*-AD-8	ATI Restoration LLC 1st Amendment DD Term Ln Nt 2 7.903% 07/31/26		08/31/2022	Direct		49,517	49,517		2.B Z
00228*-AD-8	ATI Restoration LLC 1st Amendment DD Term Ln Nt 1 8.553% 07/31/26		07/09/2022	Direct		53,823	53,823		2.B Z
01451*-AB-8	Alera Group Delayed Draw Term Ln Nt 4 9.674% 09/30/27		09/30/2022	Direct		24,426	24,426		2.C PL
02358*-AA-0	AmerCareRoyal LLC Term Ln Nt 1 8.115% 11/25/25		07/01/2022	Interest Capitalization		14,048	14,048		4.B Z
04019W-AA-8	Ares PCS APCS CI A Nt 1 5.762% 11/10/33		08/23/2022	Direct		9,370,779	9,370,779		2.B Z
04019W-AB-6	Ares PCS APCS CI B Nt 1 7.912% 04/09/33		08/23/2022	Direct		3,407,556	3,407,556		3.B Z
06683B-AD-1	Banyan Software Holdings 2nd Amendment DD Term Ln Nt 4 10.424% 12/16/27		08/18/2022	Direct		128,013	128,013		4.A Z
06683B-AD-1	Banyan Software Holdings 2nd Amendment DD Term Ln Nt 1 10.424% 12/16/27		09/30/2022	Tax Free Exchange		179,447	179,447		4.A Z
08182C-A*-7	Benefytt Technologies Inc Term Ln Nt 1 10.840% 08/12/27		09/12/2022	Interest Capitalization		26,024			1.F PL
08182C-B*-6	Benefytt Technologies Inc Delayed Draw Term Ln Nt 1 10.207% 08/12/27		08/16/2022	Direct		238,280	238,280		1.F Z
09627*-AA-8	20 Gates Bluevine Revolver CI A Nt 1 5.293% 03/02/26		09/30/2022	Direct		9,297,368	9,297,368		1.E PL
12721*-AC-3	CVP Holdco Inc Delayed Draw TL Nt 1 9.365% 09/13/27		09/09/2022	Tax Free Exchange		500,400		395	3.B PL
12745*-AB-7	Spectrum Auto (CC SAG Acq) Delayed Draw Term Ln Nt 1 9.392% 10/02/25		07/29/2022	Tax Free Exchange		116,218	116,218	749	4.A PL
12757*-AB-6	CMG Holdco LLC Delayed Draw Term Ln Nt 3 7.327% 05/19/28		07/01/2022	Direct		292,488	292,488		3.A PL
12757*-AC-4	CMG Holdco LLC Delayed Draw Term #2 Ln Nt 3 7.327% 05/19/28		08/02/2022	Direct		211,637	211,637		3.A PL
12757*-AC-4	CMG Holdco LLC Delayed Draw Term #2 Ln Nt 4 7.957% 05/19/28		08/16/2022	Direct		361,448	361,448		3.A PL
12757*-AC-4	CMG Holdco LLC Delayed Draw Term #2 Ln Nt 5 8.197% 05/19/28		09/01/2022	Direct		285,354	285,354		3.A PL
15644G-A*-1	Centric Brands Inc 1st Lien Exit Term Ln Nt 1 10.000% 10/29/23		08/22/2022	Interest Capitalization		281,524	281,524		4.A PL
15644G-A*-5	Centric Brands Inc DIP Ln Nt 15 8.238% 10/09/25		07/19/2022	Direct		35,050	35,050		4.A Z
15644G-A*-5	Centric Brands Inc DIP Ln Nt 10 8.484% 10/09/25		07/20/2022	Tax Free Exchange		43,812	43,812	186	4.A Z
15644G-A*-5	Centric Brands Inc DIP Ln Nt 16 8.550% 10/09/25		08/22/2022	Direct		71,917	71,917		4.A Z

STATEMENT AS OF SEPTEMBER 30, 2022 OF THE NATIONWIDE MUTUAL INSURANCE COMPANY

SCHEDULE D - PART 3

Show All Long-Term Bonds and Stock Acquired During the Current Quarter

1	2	3	4	5	6	7	8	9	10
CUSIP Identification	Description	Foreign	Date Acquired	Name of Vendor	Number of Shares of Stock	Actual Cost	Par Value	Paid for Accrued Interest and Dividends	NAIC Designation, NAIC Designation Modifier and SVO Administrative Symbol
15674*-AA-1	20 Gates - Cerberus Revolver 4.912% 10/08/29		09/30/2022	Direct		3,636,364	3,636,364		1.C Z
248230-AB-9	Denali Holdco Amendment Term Ln Nt 1 8.266% 09/15/27		07/26/2022	Direct		245,593			2.B Z
25403-#AU-0	Diligent Corp Term Ln B-3 Nt 2 9.424% 08/04/25		07/09/2022	Tax Free Exchange		4,466			3.C PL
268870-AB-7	EP Wealth Advisors LLC Delayed Draw Term Ln Nt 1 8.230% 09/04/26		07/13/2022	Tax Free Exchange		650,889	650,889		1.F PL
268870-AC-5	EP Wealth Advisors LLC Delayed Draw Term Ln Nt 1 7.736% 09/04/26		09/12/2022	Direct		1,146,275	1,146,275		1.F Z
30050*-AA-4	Evolent Health LLC Term Ln Nt 1 8.075% 08/01/27		08/01/2022	Direct		1,473,555	1,473,555		4.C PL
340680-AH-5	Florida Food Products New Term Ln Nt 1 8.034% 08/02/28		08/02/2022	Various		7,321,711	7,789,054		4.C FE
350410-AV-7	Foundation Risk Partners Corp 1st Lien DD Term Ln Nt 4 7.777% 04/14/28		07/01/2022	Direct		101,534	101,534		4.A Z
350410-AV-7	Foundation Risk Partners Corp 1st Lien DD Term Ln Nt 5 8.282% 04/14/28		08/01/2022	Direct		65,626	65,626		4.A Z
350410-AV-7	Foundation Risk Partners Corp 1st Lien DD Term Ln Nt 6 8.582% 04/14/28		09/01/2022	Direct		219,165	219,165		4.A Z
350410-AV-7	Foundation Risk Partners Corp 1st Lien DD Term Ln Nt 7 9.174% 04/14/28		09/29/2022	Direct		247,644			4.A Z
350410-AV-7	Foundation Risk Partners Corp 1st Lien DD Term Ln Nt 1 9.174% 04/14/28		09/30/2022	Tax Free Exchange		373,262	373,262		4.A Z
35115-#AA-2	20 Gates Foursight 9th Amendment Term Ln 7.143% 05/31/23		09/27/2022	Direct		17,650,000	17,650,000		1.A Z
36457W-AC-5	Galway Borrower LLC Delayed Draw Term Ln Nt 6 7.406% 12/22/27		07/18/2022	Direct		26,193			3.B PL
36457W-AC-5	Galway Borrower LLC Delayed Draw Term Ln Nt 7 8.365% 12/22/27		09/01/2022	Direct		169,484	169,484		3.B PL
36457W-AC-5	Galway Borrower LLC Delayed Draw Term Ln Nt 8 8.924% 12/22/27		09/30/2022	Direct		16,948			3.B PL
36457W-AD-3	Galway Insurance Hold Inc Term Ln Nt 1 7.877% 09/30/27		09/30/2022	Tax Free Exchange		194,748	194,748	989	3.B PL
449580-A*-3	IG Investments Holdings LLC Term Ln Nt 1 9.642% 09/22/27		07/23/2022	Tax Free Exchange		515,164	524,550		4.A PL
482400-AB-3	K2 Insurance Services LLC Delayed Draw Term Ln Nt 1 8.674% 07/01/24		07/09/2022	Tax Free Exchange		298,023	298,023	159	2.C PL
482400-AE-7	K2 Insurance Services LLC 8th Amendment DD Term Ln Nt 2 7.806% 07/01/24		07/29/2022	Direct		9,854	9,854		2.C PL
482400-AE-7	K2 Insurance Services LLC 8th Amendment DD Term Ln Nt 1 8.674% 07/01/24		07/28/2022	Direct		29,017	29,017		2.C PL
482400-AE-7	K2 Insurance Services LLC 8th Amendment DD Term Ln Nt 1 8.674% 07/01/24		09/30/2022	Tax Free Exchange		22,012	22,012	2	2.C PL
48773-#AB-6	Kellermeyer Building Svcs Delayed Draw Term Ln #4 Nt 2 8.556% 11/07/26		07/29/2022	Tax Free Exchange		472,191			4.A PL
502270-AC-4	LSP Holdco LLC 1st Amendment DD Term Ln Nt 4 8.077% 10/07/26		07/01/2022	Direct		171,446	171,446		4.A Z
502270-AC-4	LSP Holdco LLC 1st Amendment DD Term Ln Nt 5 8.575% 10/07/26		08/01/2022	Direct		151,444	151,444		4.A Z
502270-AC-4	LSP Holdco LLC 1st Amendment DD Term Ln Nt 7 9.021% 10/07/26		09/08/2022	Direct		85,723	85,723		4.A Z
55392*-AA-8	MBS Services 1st Lien Term Ln Nt 1 8.306% 07/30/24		09/30/2022	Interest Capitalization		8,066			4.B PL
57671-#AB-0	Mather Group LLC Delayed Draw Term Ln Nt 2 9.303% 03/31/28		09/30/2022	Direct		406,295	406,295		4.A Z
62932-#AA-7	20 Gates - North Mill Term Ln 2.206% 12/16/30		09/30/2022	Direct		12,499,036	12,499,036		1.A Z
68144-#AB-6	Invo Healthcare (Olympia Acq) Incremental Term Ln Nt 1 12.044% 02/28/28		09/30/2022	Interest Capitalization		1,041			4.B PL
68144-#AC-4	Invo Healthcare (Olympia Acq) Delayed Term Ln Nt 2 11.521% 02/28/28		09/30/2022	Interest Capitalization		404	404		4.B PL
68144-#AC-4	Invo Healthcare (Olympia Acq) Delayed Term Ln Nt 1 12.044% 02/28/28		09/30/2022	Interest Capitalization		285	285		4.B PL
68144-#AD-2	Invo Healthcare (Olympia Acq) Rolled Term Ln Nt 1 10.000% 09/24/26		09/27/2022	Interest Capitalization		30,414	30,414		3.C Z
70344E-AC-1	Patriot Growth Insurance Svcs Delayed Draw Term Ln Nt 3 8.745% 10/14/27		09/13/2022	Direct		54,017	54,017		4.A PL
70476X-AL-9	PetVet 1st Lien Incremental TL Nt 1 8.076% 02/15/25		07/26/2022	Direct		1,414,613	1,473,555		4.B FE
705590-AF-3	Pegasus Global Enterprise Hlds Incremental DD Term Ln Nt 1 9.891% 05/29/25		09/30/2022	Tax Free Exchange		150,296	150,296	39	3.A PL
71667*-AE-5	Petroleum Service Group LLC New Term Ln Nt 2 8.783% 07/23/25		07/25/2022	Direct		19,774	19,774		3.B Z
72753R-AD-0	Plaskolite PPC Inter II LLC 2021-1 Refinance Term Ln Nt 7.121% 12/14/25		07/20/2022	Direct		390,889	407,176		4.B FE
74501-#AA-3	Pueblo Mechanical & Controls 1st Lien Term Ln Nt 1 8.781% 08/23/28		08/23/2022	Direct		872,104			3.A PL
757340-AB-9	Reddy Ice Holdings Inc Term Ln Nt 10 8.777% 07/01/25		07/06/2022	Tax Free Exchange		5,228	5,318	6	3.B Z
757340-AC-7	Reddy Ice Holdings Inc Delayed Draw Term Ln Nt 8 8.793% 07/01/25		07/06/2022	Tax Free Exchange		682			3.B Z
78669-#AB-0	SageSure Holdings LLC Delayed Draw Term Ln Nt 1 8.802% 01/28/28		07/23/2022	Direct		38,990	38,990		2.B Z
816307-A0-1	Selectquote Inc Initial Term Ln Nt 1 8.633% 10/31/24		09/30/2022	Interest Capitalization		20,292	20,292		2.B PL
84967-#AB-7	Spring Insurance Solutions LLC Delayed Draw Term Ln Nt 2 8.873% 11/23/25		08/08/2022	Direct		180,000	180,000		2.C PL
85789-#AB-0	Stealth Holding LLC Delayed Draw Term Ln Nt 3 10.303% 03/01/26		07/15/2022	Tax Free Exchange		55,108	55,108	41	3.C PL
85789-#AC-8	Stealth Holding LLC Incremental DD Term Ln Nt 2 9.303% 03/01/26		07/19/2022	Direct		21,161			3.C Z
85789-#AC-8	Stealth Holding LLC Incremental DD Term Ln Nt 3 9.730% 03/01/26		08/24/2022	Direct		16,929	16,929		3.C Z
85789-#AC-8	Stealth Holding LLC Incremental DD Term Ln Nt 4 10.043% 03/01/26		09/15/2022	Direct		21,161			3.C Z
85789-#AC-8	Stealth Holding LLC Incremental DD Term Ln Nt 5 10.378% 03/01/26		09/27/2022	Direct		25,394	25,394		3.C Z
90382*-AA-7	20 Gates Auto Warehouse Class A 3.395% 09/17/31		09/15/2022	Direct		12,892,520	12,892,520		1.F PL
910230-AA-8	United Digestive LLC 2022 DD Term Ln Nt 1 8.070% 08/31/28		08/31/2022	Direct		74,555			3.C Z
91823C-AB-3	V Global Hlds aka Vertellus Revolver Nt 3 8.000% 12/22/25		08/08/2022	Direct		28,421	28,421		4.B Z
91823C-AB-3	V Global Hlds aka Vertellus Revolver Nt 4 8.345% 12/22/25		09/06/2022	Tax Free Exchange		11,368			4.B Z
91823C-AC-1	V Global Hlds aka Vertellus Initial Term Ln Nt 1 8.636% 12/22/27		08/09/2022	Tax Free Exchange		5,089,390	5,089,390		2.B PL
928432-A*-4	Visual Edge Technology Inc Term Ln Nt 2 8.793% 08/31/23		09/20/2022	Interest Capitalization		20,601			4.B Z
928432-A*-4	Visual Edge Technology Inc Term Ln Nt 16 8.865% 08/31/23		09/20/2022	Tax Free Exchange		16,176	16,250	98	4.B PL
928432-A0-2	Visual Edge Technology Inc Delayed Draw Ln Nt 1 8.523% 08/31/23		09/20/2022	Interest Capitalization		18,773	18,773		4.B Z

STATEMENT AS OF SEPTEMBER 30, 2022 OF THE NATIONWIDE MUTUAL INSURANCE COMPANY

SCHEDULE D - PART 3

Show All Long-Term Bonds and Stock Acquired During the Current Quarter

1	2	3	4	5	6	7	8	9	10
CUSIP Identification	Description	Foreign	Date Acquired	Name of Vendor	Number of Shares of Stock	Actual Cost	Par Value	Paid for Accrued Interest and Dividends	NAIC Designation, NAIC Designation Modifier and SVO Administrative Symbol
928432-AA-2	Visual Edge Technology Inc Delayed Draw Ln Nt 22 9.424% 08/31/23		.09/20/2022	Tax Free Exchange		14,736	14,736	.76	4.B PL
96536-AA-5	Whitemarsh Rail Acq Infra Term Ln B Nt 1 8.283% 12/18/26		.07/21/2022	Direct		526,270	526,270		4.A Z
96811-AA-4	Wildcat Buyer Co Inc 1st Amend Incre DD TL Nt 1 9.303% 02/27/26		.09/30/2022	Tax Free Exchange		23,888	23,888		2.C PL
96811-AA-2	Wildcat Buyer Co Inc 2nd Incremental DD Term Ln Nt3 8.443% 02/27/26		.08/10/2022	Direct		77,108	77,108		2.C Z
96811-AA-2	Wildcat Buyer Co Inc 2nd Incremental DD Term Ln Nt1 8.884% 02/27/26		.09/30/2022	Tax Free Exchange		57,337	57,337		2.C Z
61559-AA-1	Moonraker Acquisition LLC Term Ln Nt 1 8.595% 08/04/28	A	.08/04/2022	Direct		2,873,432	2,873,432		2.C PL
1909999999. Subtotal - Bonds - Unaffiliated Bank Loans						117,132,303	117,939,860	10,779	XXX
2509999997. Total - Bonds - Part 3						584,589,627	608,965,031	1,141,400	XXX
2509999998. Total - Bonds - Part 5						XXX	XXX	XXX	XXX
2509999999. Total - Bonds						584,589,627	608,965,031	1,141,400	XXX
23281-AA-4	Cyprium Parallel Invs V LP Pfrd Units		.08/03/2022	Direct	17,989,170	1,798,917	0.00		2.A PL
000000-00-0	Bank Negara Indonesia Jr Sub Nt 4.300% Perpet	D	.08/17/2022	Direct	400,000,000	350,178	0.00	6,928	3.C FE
000000-00-0	Banco Mercantil De Norte Jr Sub Nt 5.875% Perpet	D	.08/09/2022	Direct	205,000,000	173,738	0.00	569	3.C FE
4019999999. Subtotal - Preferred Stocks - Industrial and Miscellaneous (Unaffiliated) Perpetual Preferred						2,322,833	XXX	7,497	XXX
4509999997. Total - Preferred Stocks - Part 3						2,322,833	XXX	7,497	XXX
4509999998. Total - Preferred Stocks - Part 5						XXX	XXX	XXX	XXX
4509999999. Total - Preferred Stocks						2,322,833	XXX	7,497	XXX
5989999997. Total - Common Stocks - Part 3							XXX		XXX
5989999998. Total - Common Stocks - Part 5						XXX	XXX	XXX	XXX
5989999999. Total - Common Stocks							XXX		XXX
5999999999. Total - Preferred and Common Stocks						2,322,833	XXX	7,497	XXX
6009999999 - Totals						586,912,460	XXX	1,148,897	XXX

STATEMENT AS OF SEPTEMBER 30, 2022 OF THE NATIONWIDE MUTUAL INSURANCE COMPANY

SCHEDULE D - PART 4

Show All Long-Term Bonds and Stock Sold, Redeemed or Otherwise Disposed of During the Current Quarter

1	2	3	4	5	6	7	8	9	10	Change In Book/Adjusted Carrying Value					16	17	18	19	20	21	22
										11	12	13	14	15							
CUSIP Identification	Description	For- eign	Disposal Date	Name of Purchaser	Number of Shares of Stock	Consid- eration	Par Value	Actual Cost	Prior Year Book/ Adjusted Carrying Value	Unrealized Valuation Increase/ (Decrease)	Current Year's (Amor- tization)/ Accretion	Current Year's Other Than Temporary Impairment Recogn- ized	Total Change in Book/ Adjusted Carrying Value (11 + 12 - 13)	Total Foreign Exchange Change in Book /Adjusted Carrying Value	Book/ Adjusted Carrying Value at Disposal Date	Foreign Exchange Gain (Loss) on Disposal	Realized Gain (Loss) on Disposal	Total Gain (Loss) on Disposal	Bond Interest/ Stock Dividends Received During Year	Stated Con- tractual Maturity Date	NAIC Desig- nation, NAIC Desig- nation Modifier and SVO Admini- strative Symbol
36202C-4P-5	GNMA Pool #2630 6.500% 08/20/28 Vendee Mtg Tr RMBS REMIC Ser 1995-3 1Z		09/01/2022	Paydown		195	195	204	200		(6)		(6)		195				8	08/20/2028	1.A
911760-GT-7	7.250% 09/15/25 Vendee Mtg Tr RMBS REMIC Ser 1996-2 1Z		09/01/2022	Paydown		38,481	38,481	39,553	38,661		(180)		(180)		38,481				1,866	09/15/2025	1.A
911760-HH-2	6.750% 06/15/26 Vendee Mtg Tr RMBS REMIC Ser 1998-2 C1 1G		09/01/2022	Paydown		57,889	57,889	57,601	57,735		154		154		57,889				2,581	06/15/2026	1.A
911760-LQ-7	6.750% 06/15/28 U S Treasury 07/15/2022 TIPS 0.125%		09/01/2022	Paydown		22,547	22,547	23,674	22,909		(362)		(362)		22,547				1,012	06/15/2028	1.A
912828-TE-0	07/15/22		07/15/2022	Maturity		31,586,500	25,000,000	27,404,293	30,219,850	(5,044,975)	(125,875)		(5,170,850)		25,049,000		6,537,500	6,537,500	37,589	07/15/2022	1.A
0109999999 Subtotal - Bonds - U.S. Governments						31,705,612	25,119,112	27,525,325	30,339,355	(5,044,975)	(126,269)		(5,171,244)		25,168,112		6,537,500	6,537,500	43,056	XXX	XXX
917542-QR-6	Utah St GO Bld Amer Bd Ser D 4.554% 07/01/24		07/01/2022	Various		870,000	870,000	870,000	870,000						870,000				39,620	07/01/2024	1.A FE
0509999999 Subtotal - Bonds - U.S. States, Territories and Possessions						870,000	870,000	870,000	870,000						870,000				39,620	XXX	XXX
38134L-BQ-4	Golden West Sch Fng Auth CA GO Ref Beverly Hills Uni SD 5.250% 08/01/22		08/01/2022	Maturity		6,920,000	6,920,000	7,845,688	6,968,607		(48,607)		(48,607)		6,920,000				363,300	08/01/2022	1.B FE
752147-EF-1	Rancho Santiago CA GO Cmnty College Dist Ref 5.250% 09/01/22		09/01/2022	Maturity		2,000,000	2,000,000	2,253,540	2,013,567		(13,567)		(13,567)		2,000,000				105,000	09/01/2022	1.C FE
797355-YY-4	San Diego CA Uni Sch Dist GO Ref 1998 Ser F-1 5.250% 07/01/28		09/15/2022	Various		10,371,878	10,000,000	10,695,922	10,411,086		(39,208)		(39,208)		10,371,878				632,917	07/01/2028	1.C FE
0709999999 Subtotal - Bonds - U.S. Political Subdivisions of States, Territories and Possessions						19,291,878	18,920,000	20,795,150	19,393,260		(101,382)		(101,382)		19,291,878				1,101,217	XXX	XXX
01F040-67-7	FNCL 4.0 7/18 TBA 4.000% 07/01/52		07/11/2022	Nomura Securities Intl LLC		12,813,125	13,000,000	12,896,914							12,896,914		(83,789)	(83,789)	18,778	07/01/2052	1.A
01F042-67-3	FNCL 4.5 7/13 TBA 4.500% 07/01/52		07/11/2022	Nomura Securities Intl LLC		20,059,375	20,000,000	20,165,625							20,165,625		(106,250)	(106,250)	32,500	07/01/2052	1.A
164243-HS-9	Cherokee Cnty GA Auth Rev Wtr & Svr Ref & Impt 5.500% 08/01/23		08/01/2022	Call 100.0000		1,520,000	1,520,000	1,558,491	1,549,570	(10,669)			(10,669)		1,538,900		(18,900)	(18,900)	83,600	08/01/2023	1.B FE
3128F2-FX-8	FHLMC Gold PC Pool #D62882 7.000% 08/15/25		09/01/2022	Paydown		1,513	1,513	1,473	1,497		15		15		1,513				71	08/15/2025	1.A
3128NE-A5-9	FHLMC Pool #1A0028 3.747% 10/25/35		09/01/2022	Paydown		1,940	1,940	1,959	1,945	(5)			(5)		1,940				61	10/25/2035	1.A
312913-ZE-9	FHLMC REMIC Ser 1437-HD 7.000% 12/15/22		09/01/2022	Paydown		1,379	1,379	1,414	1,379	(1)			(1)		1,379				64	12/15/2022	1.A
312915-UF-6	FHLMC REMIC Ser 1504 Z 7.000% 05/15/23		09/01/2022	Paydown		11,303	11,303	11,627	11,325	(22)			(22)		11,303				526	05/15/2023	1.A
3132D5-6B-3	FHLMC Pool #SB8066 1.500% 08/25/35		09/01/2022	Paydown		637,314	637,314	652,052	651,386	(14,072)			(14,072)		637,314				6,299	08/25/2035	1.A
3132D5-6D-9	FHLMC Pool #SB8068 1.500% 10/25/35		09/01/2022	Paydown		226,874	226,874	232,023	231,781	(4,907)			(4,907)		226,874				2,252	10/25/2035	1.A
3132D6-BY-5	FHLMC Pool #SB8155 3.000% 05/25/37		09/01/2022	Paydown		73,093	73,093	70,384							73,093				276	05/25/2037	1.A
3132D6-CC-2	FHLMC Pool #SB8167 2.000% 07/25/37		09/01/2022	Paydown		236,443	236,443	220,594							236,443				636	07/25/2037	1.A
3132D6-BC-6	FHLMC Pool #SD8135 2.500% 03/25/51		09/01/2022	Paydown		430,716	430,716	448,525	448,136	(17,420)			(17,420)		430,716				7,116	03/25/2051	1.A
3132D6-C7-6	FHLMC Pool #SD8194 2.500% 02/25/52		09/01/2022	Paydown		260,295	260,295	229,711							260,295				1,043	02/25/2052	1.A
3132D6-CT-8	FHLMC Pool #SD8182 2.000% 12/25/51		09/01/2022	Paydown		249,479	249,479	220,395							249,479				1,114	12/25/2051	1.A
3132GK-ZN-9	FHLMC Pool #004649 3.500% 11/15/41		09/01/2022	Paydown		311,978	311,978	324,260	323,137	(11,159)			(11,159)		311,978				7,313	11/15/2041	1.A
3132GL-KT-6	FGLMC Pool #005490 3.500% 01/15/42		09/01/2022	Paydown		184,175	184,175	191,399	190,534	(6,359)			(6,359)		184,175				4,297	01/15/2042	1.A
3132GR-AS-0	FGLMC Pool #006017 3.500% 02/15/42		09/01/2022	Paydown		76,004	76,004	78,991							76,004				1,774	02/15/2042	1.A
3132GR-ZW-4	FGLMC Pool #006757 3.500% 03/15/42		09/01/2022	Paydown		21,837	21,837	22,506	22,441	(604)			(604)		21,837				511	03/15/2042	1.A
3132GT-GV-3	FHLMC Pool #Q08012 3.500% 04/15/42		09/01/2022	Paydown		224,171	224,171	232,947	232,140	(7,969)			(7,969)		224,171				5,335	04/15/2042	1.A
3132GT-JE-8	FHLMC Pool #Q08061 3.500% 05/15/42		09/01/2022	Paydown		3,059	3,059	3,077	3,076	(17)			(17)		3,059				71	05/15/2042	1.A
31335G-EC-5	FHLMC Gold PC Pool #C80131 6.000% 03/15/24		09/01/2022	Paydown		1,211	1,211	1,183	1,202		9		9		1,211				49	03/15/2024	1.A
3133BE-VR-1	FHLMC Pool #QE5124 5.000% 07/01/52		09/01/2022	Paydown		128,311	128,311	129,644		(1,333)			(1,333)		128,311				587	07/01/2052	1.A
3133KM-MQ-5	FHLMC Pool # RA5767 2.500% 09/25/51		09/01/2022	Paydown		76,279	76,279	69,020							76,279				159	09/25/2051	1.A
3133T3-KF-4	FHLMC REMIC Ser 1628-KZ 6.250% 12/15/23		09/01/2022	Paydown		5,187	5,187	5,450	5,216	(29)			(29)		5,187				215	12/15/2023	1.A
3133T3-Q2-7	FHLMC REMIC Ser 1674-Z 6.750% 02/15/24		09/01/2022	Paydown		14,021	14,021	14,507	14,084	(63)			(63)		14,021				619	02/15/2024	1.A
3133T3-X8-6	FHLMC REMIC Ser 1683 Z 6.500% 02/15/24		09/01/2022	Paydown		15,697	15,697	15,796							15,697				678	02/15/2024	1.A
3133T6-M4-0	FHLMC REMIC Ser 1837-Z 6.500% 04/15/26		09/01/2022	Paydown		6,216	6,216	6,409	6,259	(43)			(43)		6,216				267	04/15/2026	1.A
3133TA-CQ-3	FHLMC REMIC Ser 1967-BA 7.000% 06/17/27		09/01/2022	Paydown		2,589	2,589	2,672					(12)		2,589				121	06/17/2027	1.A

STATEMENT AS OF SEPTEMBER 30, 2022 OF THE NATIONWIDE MUTUAL INSURANCE COMPANY

SCHEDULE D - PART 4

Show All Long-Term Bonds and Stock Sold, Redeemed or Otherwise Disposed of During the Current Quarter

1	2	3	4	5	6	7	8	9	10	Change In Book/Adjusted Carrying Value					16	17	18	19	20	21	22
										11	12	13	14	15							
CUSIP Identification	Description	For- eign	Disposal Date	Name of Purchaser	Number of Shares of Stock	Consid- eration	Par Value	Actual Cost	Prior Year Book/ Adjusted Carrying Value	Unrealized Valuation Increase/ (Decrease)	Current Year's (Amor- tization)/ Accretion	Current Year's Other Than Temporary Impairment Recogn- ized	Total Change in Book/ Adjusted Carrying Value (11 + 12 - 13)	Total Foreign Exchange Change in Book /Adjusted Carrying Value	Book/ Adjusted Carrying Value at Disposal Date	Foreign Exchange Gain (Loss) on Disposal	Realized Gain (Loss) on Disposal	Total Gain (Loss) on Disposal	Bond Interest/ Stock Dividends Received During Year	Stated Con- tractual Maturity Date	NAIC Desig- nation, NAIC Desig- nation Modifier and SVO Admini- strative Symbol
..3133TC-6P-8	FHLMC Structured Ser 2008 M 7.000% 11/20/27		09/01/2022	Paydown		20,639	20,639	21,430	20,927		(287)		(287)		20,639				956	..11/20/2027	1.A
..31342A-P4-5	FHLMC Pool #780443 2.239% 03/25/33		09/01/2022	Paydown		7,471	7,471	7,464	7,461		.10		.10		7,471				109	..03/25/2033	1.A
..31358N-SB-4	FNMA REMIC Ser 1992-124 PZ 7.000% 07/25/22																				
..31358N-SB-4			07/01/2022	Paydown		140	140	144	140						140				6	..07/25/2022	1.A
..31359B-DN-4	FNMA REMIC Ser 1993-115G 5.500% 07/25/23		09/01/2022	Paydown		398	398	392	396		.2		.2		398				15	..07/25/2023	1.A
..31359B-ZK-6	FNMA REMIC Ser 1993-119GA 6.500% 07/25/23		09/01/2022	Paydown		4,698	4,698	4,636	4,674		.24		.24		4,698				205	..07/25/2023	1.A
..31359Q-LQ-5	FNMA REMIC Ser 1997-63 ZA 6.500% 09/18/27		09/01/2022	Paydown		17,495	17,495	17,151	17,336		159		159		17,495				767	..09/18/2027	1.A
..31359Q-LQ-5	FNMA REMIC Ser 1998-73 CI MZ 6.300%																				
..31359V-BH-5			09/01/2022	Paydown		1,017	1,017	1,043	1,031		(14)		(14)		1,017				43	..10/17/2038	1.A
..31381H-TQ-9	FNMA DUS Pool #461459 5.450% 11/25/23		09/01/2022	Paydown		7,414	7,414	7,630	7,417		(3)		(3)		7,414				273	..11/25/2023	1.A
..31381L-NY-9	FNMA Pool #464007 6.650% 01/25/28		09/01/2022	Paydown		13,950	13,950	17,853	15,754		(1,804)		(1,804)		13,950				619	..01/25/2028	1.A
..3138A8-D6-0	FNMA Pool #AH6424 4.000% 02/25/41		09/01/2022	Paydown		80,685	80,685	81,217	81,181		(496)		(496)		80,685				2,151	..02/25/2041	1.A
..3138A8-F4-3	FNMA Pool #AH6486 4.000% 03/25/41		09/01/2022	Paydown		116,687	116,687	117,509	117,415		(728)		(728)		116,687				2,912	..03/25/2041	1.A
..3138A8-JE-7	FNMA Pool #AH6560 4.000% 02/25/41		09/01/2022	Paydown		10,716	10,716	10,787	10,783		(67)		(67)		10,716				286	..02/25/2041	1.A
..3138AE-J8-7	FNMA Pool #A11186 4.000% 04/25/41		09/01/2022	Paydown		125,515	125,515	126,361	126,288		(773)		(773)		125,515				3,436	..04/25/2041	1.A
..3138EA-MJ-3	FNMA Pool #AK5760 3.000% 04/25/42		09/01/2022	Paydown		11,651	11,651	11,325	11,340		312		312		11,651				233	..04/25/2042	1.A
..3138M8-AH-6	FNMA Pool #AP4507 3.000% 09/25/42		09/01/2022	Paydown		20,816	20,816	20,990	20,988		(172)		(172)		20,816				397	..09/25/2042	1.A
..3138MC-3U-6	FNMA Pool #AP8910 3.500% 10/25/42		09/01/2022	Paydown		80,334	80,334	81,137	81,057		(723)		(723)		80,334				1,855	..10/25/2042	1.A
..3138W9-GP-9	FNMA Pool #AS0205 3.000% 08/25/43		09/01/2022	Paydown		24,444	24,444	23,180	23,311		1,133		1,133		24,444				478	..08/25/2043	1.A
..3138WE-VB-2	FNMA Pool #AS5109 3.500% 06/25/45		09/01/2022	Paydown		348,046	348,046	360,030	359,422		(11,376)		(11,376)		348,046				7,542	..06/25/2045	1.A
..3138WF-B6-2	FNMA Pool #AS5460 3.500% 07/25/45		09/01/2022	Paydown		75,238	75,238	78,401	78,244		(3,006)		(3,006)		75,238				1,709	..07/25/2045	1.A
..3138WF-NY-8	FNMA Pool #AS5806 3.000% 09/25/45		09/01/2022	Paydown		187,305	187,305	188,929	188,814		(1,509)		(1,509)		187,305				3,681	..09/25/2045	1.A
..3138WV-BR-9	FNMA Pool #AT8147 3.000% 07/25/43		09/01/2022	Paydown		548,987	548,987	531,746	533,434		15,553		15,553		548,987				10,293	..07/25/2043	1.A
..3138X0-V5-1	FNMA Pool #AU1631 3.000% 07/25/43		09/01/2022	Paydown		51,264	51,264	49,654	49,808		1,456		1,456		51,264				1,030	..07/25/2043	1.A
..3138X2-VU-5	FNMA Pool #AU3326 3.500% 07/25/43		09/01/2022	Paydown		189,208	189,208	191,100	190,818		(1,610)		(1,610)		189,208				4,415	..07/25/2043	1.A
..3138X3-CJ-9	FNMA Pool #AU3672 3.500% 07/25/43		09/01/2022	Paydown		56,990	56,990	57,560	57,461		(470)		(470)		56,990				1,327	..07/25/2043	1.A
..3138X3-EJ-7	FNMA Pool #AU3736 3.000% 08/25/43		09/01/2022	Paydown		221,800	221,800	214,834	215,491		6,308		6,308		221,800				4,454	..08/25/2043	1.A
..3138YH-U2-4	FNMA Pool #AY4200 3.000% 05/25/45		09/01/2022	Paydown		79,766	79,766	80,170	80,161		(396)		(396)		79,766				1,572	..05/25/2045	1.A
..3138YK-HF-3	FNMA Pool #AY5629 3.000% 06/25/45		09/01/2022	Paydown		16,053	16,053	16,110	16,106		(54)		(54)		16,053				315	..06/25/2045	1.A
..3138YV-KL-2	FNMA Pool #AZ3898 3.000% 05/25/45		09/01/2022	Paydown		366,196	366,196	369,443	369,198		(3,002)		(3,002)		366,196				6,632	..05/25/2045	1.A
..313920-XA-3	FNMA REMIC Ser 2001-47 ZK 6.500% 09/25/31		09/01/2022	Paydown		2,033	2,033	2,102	2,065		(32)		(32)		2,033				86	..09/25/2031	1.A
..313920-XA-3	FNMA REMIC Ser 2001-W2 CI AF6 6.589%																				
..313920-XZ-8			09/01/2022	Paydown		3,032	3,032	3,014	3,039		(7)		(7)		3,032				122	..10/25/2031	1.A
..31392R-YX-3	FHLMC REMIC Ser 2489 CI PE 6.000% 08/15/32		09/01/2022	Paydown		18,360	18,360	18,262	18,281		78		78		18,360				687	..08/15/2032	1.A
..31392T-WT-0	FHLMC REMIC Ser 2478 JF 6.000% 08/15/22		08/01/2022	Paydown		744	744	775	744						744				27	..08/15/2022	1.A
..31393A-2V-8	FNMA REMIC Ser 2003-38 CI MP 5.500%																				
..31393A-2V-8			09/01/2022	Paydown		23,621	23,621	24,152	23,579		.42		.42		23,621				861	..05/25/2023	1.A
..31393B-T4-7	FNMA REMIC Tr Ser 2003-W6 1A41 5.398%																				
..31393B-T4-7			09/01/2022	Paydown		33,914	33,914	34,179	33,960		(45)		(45)		33,914				1,261	..10/25/2042	1.A
..31394W-CK-2	FHLMC REMIC Ser 2773 CI CD 4.500% 04/15/24		09/01/2022	Paydown		8,250	8,250	7,475	8,096		154		154		8,250				247	..04/15/2024	1.A
..31408G-KD-8	FNMA Pool #850892 5.000% 10/01/35		09/01/2022	Paydown		24,728	24,728	24,728	24,728						24,728				911	..10/01/2035	1.A
..31408J-BM-2	FNMA Pool #852444 5.000% 10/01/35		09/01/2022	Paydown		1,453	1,453	1,453	1,453						1,453				49	..10/01/2035	1.A
..31409Y-L6-2	FNMA Pool #882449 5.000% 01/25/36		09/01/2022	Paydown		5,736	5,736	5,736	5,736						5,736				205	..01/25/2036	1.A
..3140E6-WA-6	FNMA Pool #BA2440 3.000% 11/25/45		09/01/2022	Paydown		13,531	13,531	13,778	13,765		(234)		(234)		13,531				271	..11/25/2045	1.A
..3140H5-JU-2	FNMA Pool #BJ3876 3.000% 01/25/48		09/01/2022	Paydown		73,044	73,044	70,802	70,852		2,192		2,192		73,044				1,359	..01/25/2048	1.A
..3140J5-LM-9	FNMA Pool #BM1231 3.500% 11/25/31		09/01/2022	Paydown		490,428	490,428	507,942	505,050		(14,622)		(14,622)		490,428				11,438	..11/25/2031	1.A
..3140KD-BK-5	FNMA Pool #BP5441 3.000% 06/25/50		09/01/2022	Paydown		131,187	131,187	138,012	137,967		(6,780)		(6,780)		131,187				2,807	..06/25/2050	1.A
..3140IM-U5-5	FNMA Pool # BV7803 3.000% 06/01/52		09/01/2022	Paydown		39,129	39,129	36,671	36,671		2,458		2,458		39,129				98	..06/01/2052	1.A
..3140O8-3K-9	FNMA Pool #CA1701 4.000% 05/25/48		09/01/2022	Paydown		58,652	58,652	59,843	59,786		(1,134)		(1,134)		58,652				1,511	..05/25/2048	1.A
..3140X9-GY-6	FNMA Pool #FM6286 2.500% 01/25/51		09/01/2022	Paydown		176,010	176,010	183,560	183,387		(7,377)		(7,377)		176,010				2,997	..01/25/2051	1.A
..3140XG-5K-1	FNMA Pool #FS1749 2.500% 04/25/52		09/01/2022	Paydown		89,931	89,931	82,224			7,707		7,707		89,931				540	..04/25/2052	1.A

STATEMENT AS OF SEPTEMBER 30, 2022 OF THE NATIONWIDE MUTUAL INSURANCE COMPANY

SCHEDULE D - PART 4

Show All Long-Term Bonds and Stock Sold, Redeemed or Otherwise Disposed of During the Current Quarter

1	2	3	4	5	6	7	8	9	10	Change In Book/Adjusted Carrying Value					16	17	18	19	20	21	22
										11	12	13	14	15							
CUSIP Identification	Description	For- eign	Disposal Date	Name of Purchaser	Number of Shares of Stock	Consid- eration	Par Value	Actual Cost	Prior Year Book/ Adjusted Carrying Value	Unrealized Valuation Increase/ (Decrease)	Current Year's (Amor- tization)/ Accretion	Current Year's Other Than Temporary Impairment Recogn- ized	Total Change in Book/ Adjusted Carrying Value (11 + 12 - 13)	Total Foreign Exchange Change in Book /Adjusted Carrying Value	Book/ Adjusted Carrying Value at Disposal Date	Foreign Exchange Gain (Loss) on Disposal	Realized Gain (Loss) on Disposal	Total Gain (Loss) on Disposal	Bond Interest/ Stock Dividends Received During Year	Stated Con- tractual Maturity Date	NAIC Desig- nation, NAIC Desig- nation Modifier and SVO Admini- strative Symbol
3140XG-UA-5	FN Pool #FS1476 3.000% 03/25/52		09/01/2022	Paydown		112,322	112,322	107,057			5,265		5,265		112,322				524	03/25/2052	1.A
3140XG-ZN-2	FN Pool #FS1648 2.500% 01/25/52		09/01/2022	Paydown		95,192	95,192	87,562			7,630		7,630		95,192				400	01/25/2052	1.A
3140XH-HT-7	FNMA Pool #FS2041 2.000% 08/25/51		09/01/2022	Paydown		418,177	418,177	360,233			57,944		57,944		418,177				1,233	08/25/2051	1.A
31412W-TB-2	FNMA Pool #937146 6.500% 05/25/37		09/01/2022	Paydown		588	588	599	598	(10)			(10)		588				25	05/25/2037	1.A
31413H-G3-6	FNMA Pool #945818 6.000% 07/25/37		09/01/2022	Paydown		1,497	1,497	1,502	1,501	(4)			(4)		1,497				60	07/25/2037	1.A
31418B-SY-3	FNMA Pool # MA2334 3.500% 07/25/45		09/01/2022	Paydown		134,600	134,600	138,701	138,634	(4,035)			(4,035)		134,600				3,019	07/25/2045	1.A
31418C-T9-5	FNMA Pool #MA3275 3.000% 02/25/48		09/01/2022	Paydown		82,525	82,525	80,034	80,054	2,471			2,471		82,525				1,660	02/25/2048	1.A
31418C-XN-9	FNMA Pool #MA3384 4.000% 06/25/48		09/01/2022	Paydown		299,857	299,857	305,503	305,369	(5,512)			(5,512)		299,857				7,920	06/25/2048	1.A
31418D-ZS-0	FNMA Pool #MA4384 2.500% 07/25/36		09/01/2022	Paydown		183,372	183,372	173,315	173,634	10,057			10,057		183,372				699	07/25/2036	1.A
31418D-CA-8	FNMA Pool #MA3664 4.000% 05/25/49		09/01/2022	Paydown		414,110	414,110	428,224	428,183	(14,073)			(14,073)		414,110				10,888	05/25/2049	1.A
31418D-CB-6	FNMA Pool #MA3665 4.500% 05/25/49		09/01/2022	Paydown		423,023	423,023	442,572	442,154	(19,131)			(19,131)		423,023				12,543	05/25/2049	1.A
31418D-XJ-6	FNMA Pool #MA4280 1.500% 03/25/51		09/01/2022	Paydown		103,906	103,906	102,542	102,569	1,337			1,337		103,906				1,034	03/25/2051	1.A
31418D-XL-1	FNMA Pool #MA4282 2.500% 03/25/51		09/01/2022	Paydown		190,707	190,707	198,529	198,358	(7,651)			(7,651)		190,707				3,125	03/25/2051	1.A
31418E-D8-0	FNMA Pool #MA4626 4.000% 06/01/52		09/01/2022	Paydown		66,348	66,348	65,269		1,078			1,078		66,348				221	06/01/2052	1.A
31418E-E6-3	FNMA Pool #MA4656 4.500% 07/01/52		09/01/2022	Paydown		41,426	41,426	41,332		94			94		41,426				155	07/01/2052	1.A
31418E-ES-5	FNMA FN MA4644 4.000% 05/25/52		09/01/2022	Paydown		59,658	59,658	58,591		1,067			1,067		59,658				199	05/25/2052	1.A
31418E-GK-0	FNMA Pool #MA4701 4.500% 08/01/52		09/01/2022	Paydown		178,264	178,264	178,452		(188)			(188)		178,264				668	08/01/2052	1.A
31418E-HP-8	FNMA Pool #MA4737 5.000% 08/25/52		09/01/2022	Paydown		84,831	84,831	85,859		(1,027)			(1,027)		84,831				353	08/25/2052	1.A
31419B-BF-1	FNMA Pool #AE0937 3.500% 02/25/41		09/01/2022	Paydown		11,533	11,533	11,606	11,600	(68)			(68)		11,533				266	02/25/2041	1.A
31419B-CT-0	FNMA Pool #AE0981 3.500% 03/25/41		09/01/2022	Paydown		78,401	78,401	79,992	79,880	(1,479)			(1,479)		78,401				1,768	03/25/2041	1.A
31419J-SC-3	FNMA Pool #AE7714 3.500% 11/25/40		09/01/2022	Paydown		32,290	32,290	32,494	32,479	(189)			(189)		32,290				755	11/25/2040	1.A
31419L-SD-3	FNMA Pool #AE9795 3.500% 11/25/40		09/01/2022	Paydown		67,257	67,257	70,585	70,349	(3,092)			(3,092)		67,257				1,603	11/25/2040	1.A
57429L-AL-0	Maryland St Trans Auth Rev Ltd Oblg Txbt Balt WA Intl 6.480% 07/01/22		07/01/2022	Maturity		270,000	270,000	270,000	270,000						270,000				17,496	07/01/2022	1.G FE
57563R-NV-7	Massachusetts Educ Fin Rev LBASS AMT Ref Issue J 3.500% 07/01/33		07/01/2022	Call	100.0000	1,205,000	1,205,000	1,185,949	1,190,931	498			498		1,191,429		13,571	13,571	42,175	07/01/2033	1.F FE
57604P-YM-0	Massachusetts St Wtr Poll Rev Abatement Tr Pool Prog Ser 11 5.250% 08/01/22		08/01/2022	Maturity		10,030,000	10,030,000	11,207,622	10,086,670	(56,670)			(56,670)		10,030,000				526,575	08/01/2022	1.A FE
646080-RG-8	New Jersey St Hgr Ed Auth Rev LBASS Sr AMT Ser 15-1A 4.000% 12/01/25		08/01/2022	Call	100.0000	620,000	620,000	626,336	622,197	(419)			(419)		621,778		(1,778)	(1,778)	16,533	12/01/2025	1.C FE
646080-RH-6	New Jersey St Hgr Ed Auth Rev LBASS Sr AMT Ser 15-1A 4.000% 12/01/26		08/01/2022	Call	100.0000	665,000	665,000	665,000	665,000						665,000				17,733	12/01/2026	1.C FE
646080-SC-6	New Jersey St Hgr Ed Auth Rev LBASS Amt- Senior-Ser 1A 3.250% 12/01/28		08/01/2022	Call	100.0000	260,000	260,000	257,124	257,302	203			203		257,506		2,494	2,494	5,633	12/01/2028	1.C FE
646080-SD-4	New Jersey St Hgr Ed Auth Rev LBASS Amt- Senior-Ser 1A 3.250% 12/01/29		08/01/2022	Call	100.0000	205,000	205,000	201,878	202,045	191			191		202,236		2,764	2,764	4,442	12/01/2029	1.C FE
646080-SE-2	New Jersey St Hgr Ed Auth Rev LBASS Amt- Senior-Ser 1A 3.250% 12/01/30		08/01/2022	Call	100.0000	210,000	210,000	206,148	206,328	207			207		206,535		3,465	3,465	4,550	12/01/2030	1.C FE
646080-SF-9	New Jersey St Hgr Ed Auth Rev LBASS Amt- Senior-Ser 1A 3.500% 12/01/31		08/01/2022	Call	100.0000	350,000	350,000	348,485	348,553	72			72		348,625		1,375	1,375	8,167	12/01/2031	1.C FE
915137-K3-6	University TX Rev Ref Fin Sys Ser C 5.000% 08/15/22		08/15/2022	Maturity		7,615,000	7,615,000	8,211,407	7,648,262	(33,262)			(33,262)		7,615,000				380,750	08/15/2022	1.A FE
0909999999 Subtotal - Bonds - U.S. Special Revenues						65,982,174	66,109,674	67,942,484	30,960,036		(69,667)		(69,667)		66,169,222		(187,048)	(187,048)	1,332,892	XXX	XXX
000000-00-0	Resorts World / RWLV Cap Sr Nt 4.625% 04/16/29		09/15/2022	Direct Redemption	100.0000	239,250	300,000	281,070			1,326		1,326		282,396		(43,146)	(43,146)	12,834	04/16/2029	3.B FE
001768-AA-4	AMF Florence LLC Sr Sec Nt 3.210% 12/31/35		09/30/2022			230,383	230,383	230,383	230,383						230,383				5,546	12/31/2035	2.C PL
00287Y-AP-4	Abbvie Inc Sr Nt 3.200% 11/06/22		09/06/2022	Call	100.0000	1,800,000	1,800,000	1,899,126	1,837,472	(30,113)			(30,113)		1,807,359		(7,359)	(7,359)	48,000	11/06/2022	2.B FE
00287Y-CT-4	Abbvie Inc Sr Nt 3.250% 10/01/22		07/01/2022	Call	100.0000	5,000,000	5,000,000	4,991,249	4,996,490	2,323			2,323		4,998,813		1,187	1,187	121,875	10/01/2022	2.B FE
004421-VE-0	ACE Securities Corp RMBS Ser 2006-SL1 Cl A 3.404% 09/25/35		09/26/2022	Paydown		23,631	23,631	9,462	9,462		14,169		14,169		23,631				141	09/25/2035	1.D FM
00764M-BT-3	Aegis ABS Trust RMBS Ser 2004-2 Cl M1 3.984% 06/25/34		07/25/2022	Paydown		21,166	21,166	19,367	20,831		335		335		21,166				163	06/25/2034	1.A FM

STATEMENT AS OF SEPTEMBER 30, 2022 OF THE NATIONWIDE MUTUAL INSURANCE COMPANY

SCHEDULE D - PART 4

Show All Long-Term Bonds and Stock Sold, Redeemed or Otherwise Disposed of During the Current Quarter

1	2	3	4	5	6	7	8	9	10	Change In Book/Adjusted Carrying Value					16	17	18	19	20	21	22
										11	12	13	14	15							
CUSIP Identification	Description	For- eign	Disposal Date	Name of Purchaser	Number of Shares of Stock	Consid- eration	Par Value	Actual Cost	Prior Year Book/ Adjusted Carrying Value	Unrealized Valuation Increase/ (Decrease)	Current Year's (Amor- tization)/ Accretion	Current Year's Other Than Temporary Impairment Recogn- ized	Total Change in Book/ Adjusted Carrying Value (11 + 12 - 13)	Total Foreign Exchange Change in Book /Adjusted Carrying Value	Book/ Adjusted Carrying Value at Disposal Date	Foreign Exchange Gain (Loss) on Disposal	Realized Gain (Loss) on Disposal	Total Gain (Loss) on Disposal	Bond Interest/ Stock Dividends Received During Year	Stated Con- tractual Maturity Date	NAIC Desig- nation, NAIC Desig- nation Modifier and SVO Admini- strative Symbol
00764M-BT-3	Aegis ABS Trust RMBS Ser 2004-2 CI M1 3.984% 06/25/34		09/26/2022	Paydown		68,426	68,426	62,609	67,343		1,082		1,082		68,426				622	06/25/2034	1.D FM
02150F-AA-8	Countrywide Alternative Ln Tr RMBS Ser 2007- 8CB CI A1 5.500% 05/25/37		09/01/2022	Paydown		6,046	7,035	5,997	4,895	1,102			1,102		5,997			48	289	05/25/2037	1.D FM
02361D-AL-4	Ameren Illinois Co Sr Nt 2.700% 09/01/22		09/01/2022	Maturity		2,425,000	2,425,000	2,529,590	2,437,104		(12,104)		(12,104)		2,425,000				65,475	09/01/2022	1.F FE
02376U-AA-3	American Airlines Inc LBASS EETC Ser 2016-1 Ser AA 3.575% 01/15/28		07/15/2022	Redemption 100.0000		16,028	16,028	16,349	16,315		(287)		(287)		16,028				573	01/15/2028	2.A FE
023772-AB-2	American Airlines Inc LBASS EETC Ser 2013-1A 4.000% 07/15/25		07/15/2022	Redemption 100.0000		94,560	94,560	89,823	91,183	1,189	2,189		3,378		94,560				3,782	07/15/2025	4.C FE
02377L-AA-2	American Airlines Inc Secured Ser AA 3.150% 08/15/33		08/15/2022	Various		176,433	176,433	173,502	173,769		2,665		2,665		176,433				5,558	08/15/2033	2.A FE
02377U-AB-0	American Airlines Inc LBASS EETC Ser 2013-2 4.950% 01/15/23		07/15/2022	Various		189,094	189,094	190,270	189,330		(236)		(236)		189,094				9,360	01/15/2023	3.B FE
024836-AF-5	American Campus CMNTYS Sr Nt 2.850% 02/01/30		08/24/2022	Call 100.0000		4,803,000	4,803,000	4,955,620	4,948,351		(10,985)		(10,985)		4,937,367		(134,367)	(134,367)	145,631	02/01/2030	2.B FE
024836-AG-3	American Campus CMNTYS Sr Nt 3.875% 01/30/31		08/24/2022	Call 104.2409		6,567,176	6,300,000	6,943,434	6,904,549		(39,671)		(39,671)		6,864,878		(564,878)	(564,878)	527,576	01/30/2031	2.B FE
02665U-AA-3	American Homes 4 Rent LBASS Ser 2014-SFR2 CI A 3.786% 10/17/36		09/01/2022	Paydown		21,278	21,278	22,416	21,966		(687)		(687)		21,278				537	10/17/2036	1.A FE
02665X-AA-7	American Homes 4 Rent RMBS Ser 2014-SFR3 CI A 3.678% 12/17/36		09/01/2022	Paydown		106,223	106,223	106,514	106,008		215		215		106,223				3,282	12/17/2036	1.A FE
02666B-AA-4	American Homes 4 Rent LBASS Ser 2015-SFR2 CI A 3.732% 10/17/52		09/01/2022	Paydown		29,623	29,623	32,235	31,443		(1,820)		(1,820)		29,623				723	10/17/2052	1.A FE
031162-CH-1	Angen Inc Sr Nt 2.250% 08/19/23		08/23/2022	MarketAxess Redemption 100.0000		1,977,640	2,000,000	1,994,980	1,998,757		489		489		1,999,245		(21,605)	(21,605)	45,750	08/19/2023	2.A FE
03334@-AA-7	AnchoragePermit Ctr Bldg Ls Tr CTL 6.340% 02/15/25		09/15/2022			72,908	72,908	72,908	72,908						72,908				3,083	02/15/2025	1.B
03464R-AA-1	Angel Oak Mortgage Trust RMBS Series 2020-1 CI A1 2.466% 12/25/59		09/01/2022	Paydown		556,399	556,399	556,950	556,399						556,399				8,906	12/25/2059	1.A
03674X-AQ-9	Antero Resources Corp Sr Nt 7.625% 02/01/29		08/19/2022	Call 102.0000		793,560	778,000	834,249			(6,373)		(6,373)		827,877		(49,877)	(49,877)	48,187	02/01/2029	3.B FE
04541G-AL-6	Asset Backed Securities Corp RMBS Ser 1999- LB1 CI B1 6.243% 06/21/29		07/21/2022	Paydown		703	703				703		703		703				17	06/21/2029	1.A FM
04541G-AL-6	Asset Backed Securities Corp RMBS Ser 1999- LB1 CI B1 6.243% 06/21/29		09/21/2022	Paydown		7,957	7,957				7,957		7,957		7,957				236	06/21/2029	1.D FM
04541G-GB-2	Asset Backed Securities Corp RMBS Ser 2003- HE6 CI M1 4.059% 11/25/33		07/25/2022	Paydown		10,097	10,097	9,696	10,017		79		79		10,097				92	11/25/2033	1.A FM
04541G-GB-2	Asset Backed Securities Corp RMBS Ser 2003- HE6 CI M1 4.059% 11/25/33		09/26/2022	Paydown		11,750	11,750	11,283	11,658		92		92		11,750				145	11/25/2033	1.D FM
05951G-AV-4	Banc of America Funding Corp RMBS Ser 2007-2 CI 1A7 5.750% 03/25/37		09/01/2022	Paydown		8,721	12,481	11,046	11,138		14		14		11,152		(2,431)	(2,431)	506	03/25/2037	1.D FM
06054A-AV-1	Banc of America Comm Mtg Tr CMBS Ser 2015- UBS7 CI ASB 3.429% 09/15/48		09/01/2022	Paydown		223,471	223,471	230,173	224,994		(1,523)		(1,523)		223,471				5,246	09/15/2048	1.A
06054M-AC-7	Banc of America Comm Mtg Tr CMBS Ser 2016- UB10 CI ASB 3.019% 06/15/49		09/01/2022	Paydown		200,824	200,824	199,303	199,987		838		838		200,824				4,317	06/15/2049	1.A
06427D-AQ-6	Bank of America Comm Mtg CMBS Ser 2017-BNK3 CI ASB 3.366% 02/15/50		09/01/2022	Paydown		155,028	155,028	159,674	156,509		(1,481)		(1,481)		155,028				3,564	02/15/2050	1.A
071734-AM-9	Bausch Health Cos Inc. Sr Nt 5.000% 02/15/29		09/09/2022	RBC Capital Markets LLC		1,603,125	4,750,000	4,771,250	4,215,625	552,037	(2,719)		549,318		4,764,943		(3,161,818)	(3,161,818)	253,333	02/15/2029	6. FE
07333A-AA-8	Bayview Opport Mast Fund Trust RMBS Ser 2017- RT5 CI A 3.500% 05/28/69		09/28/2022	Paydown		494,390	494,390	489,577	491,984		2,406		2,406		494,390				10,976	05/28/2069	1.A
07386H-NJ-1	Bear Stearns Alt- A Tr RMBS Ser 2004-12 CI 1M1 4.014% 01/25/35		07/25/2022	Paydown		107,459	107,459	97,973	103,020		4,440		4,440		107,459				954	01/25/2035	1.A FM
07386H-NJ-1	Bear Stearns Alt- A Tr RMBS Ser 2004-12 CI 1M1 4.014% 01/25/35		09/26/2022	Paydown		247,666	247,666	225,802	237,434		10,232		10,232		247,666				3,016	01/25/2035	1.D FM

STATEMENT AS OF SEPTEMBER 30, 2022 OF THE NATIONWIDE MUTUAL INSURANCE COMPANY

SCHEDULE D - PART 4

Show All Long-Term Bonds and Stock Sold, Redeemed or Otherwise Disposed of During the Current Quarter

1	2	3	4	5	6	7	8	9	10	Change In Book/Adjusted Carrying Value					16	17	18	19	20	21	22
										11	12	13	14	15							
CUSIP Identification	Description	For- eign	Disposal Date	Name of Purchaser	Number of Shares of Stock	Consid- eration	Par Value	Actual Cost	Prior Year Book/ Adjusted Carrying Value	Unrealized Valuation Increase/ (Decrease)	Current Year's (Amor- tization)/ Accretion	Current Year's Other Than Temporary Impairment Recogn- ized	Total Change in Book/ Adjusted Carrying Value (11 + 12 - 13)	Total Foreign Exchange Change in Book /Adjusted Carrying Value	Book/ Adjusted Carrying Value at Disposal Date	Foreign Exchange Gain (Loss) on Disposal	Realized Gain (Loss) on Disposal	Total Gain (Loss) on Disposal	Bond Interest/ Stock Dividends Received During Year	Stated Con- tractual Maturity Date	NAIC Desig- nation, NAIC Desig- nation Modifier and SVO Admini- strative Symbol
..07401P-AA-2	Bear Stearns Mtg Tr RMBS Ser 2007-SL1 CI 1A 3.404% 03/25/37		07/25/2022	Paydown		1,374	1,374	597	597						597		777	777	7	03/25/2037	1.A FM
..07401P-AA-2	Bear Stearns Mtg Tr RMBS Ser 2007-SL1 CI 1A 3.404% 03/25/37		09/26/2022	Paydown		2,878	2,878	1,250	1,250						1,250		1,628	1,628	23	03/25/2037	1.D FM
..09261W-AA-4	Blackrock DLF IX CLO Ser 2020-1 CI W 2.500% 07/21/30		07/21/2022	Paydown		117,687	117,687	117,687	117,687						117,687				2,231	07/21/2030	4.B FE
..110122-CW-6	Bristol-Myers Squibb Co Sr Nt 3.250% 08/15/22		08/15/2022	Maturity		19,100,000	19,100,000	18,947,374	19,053,168		46,832		46,832		19,100,000				620,750	08/15/2022	1.F FE
..117017-AB-9	Brunswick & Glynn Co Dev Auth CTL Rev Lease Bd Ser 2001-B 6.260% 02/15/23		08/15/2022	Redemption	100.0000	416,178	416,178	416,178	416,178						416,178				26,053	02/15/2023	1.B
..117017-AC-7	Brunswick & Glynn Co Dev Auth CTL Rev Lease Bd 5.980% 01/15/24		07/15/2022	Redemption	100.0000	308,688	308,688	308,688	308,688						308,688				18,460	01/15/2024	1.B
..12510F-AB-0	CCG Receivables Trust LBASS Ser 2019-2 CI A2 2.110% 03/15/27		09/14/2022	Paydown		502,657	502,657	502,606	502,644		14		14		502,657				7,062	03/15/2027	1.A FE
..12553H-AA-6	CIM Trust RMBS Ser 2017-7 CI A 3.000% 04/25/57		09/01/2022	Paydown		1,332,192	1,332,192	1,344,038	1,331,172		1,021		1,021		1,332,192				26,010	04/25/2057	1.A
..12558M-BM-3	CIT Group Home Eq Loan Tr RMBS Ser 2003-1 CI M1 5.170% 10/20/32		07/01/2022	Paydown		23,599	23,599	23,739	23,693		(95)		(95)		23,599				712	10/20/2032	1.A FM
..12558M-BM-3	CIT Group Home Eq Loan Tr RMBS Ser 2003-1 CI M1 5.170% 10/20/32		09/01/2022	Paydown		50,169	50,169	50,467	50,370		(201)		(201)		50,169				1,847	10/20/2032	1.D FM
..12566U-AN-4	Citimortgage Alternative Ln Tr RMBS Ser 2007-A2 CI 1A13 5.750% 02/25/37		09/01/2022	Paydown		13,608	15,712	12,730	12,730						12,730		878	878	589	02/25/2037	1.D FM
..12566U-AT-1	Citimortgage Alternative Ln Tr RMBS Ser 2007-A2 CI 2A1 5.500% 12/25/22		07/01/2022	Paydown		1,670	1,670	1,624	1,664						1,663		7	7	46	12/25/2022	1.A FM
..12566U-AT-1	Citimortgage Alternative Ln Tr RMBS Ser 2007-A2 CI 2A1 5.500% 12/25/22		09/01/2022	Paydown		3,369	3,369	3,276	3,355		7		7		3,362		7	7	116	12/25/2022	1.D FM
..12591U-AU-8	Comm Mortgage Trust CMBS Ser 2014-LBS2 CI XA 1.234% 03/10/47		09/01/2022	Paydown				36,153	8,220		(8,220)		(8,220)						3,748	03/10/2047	1.A FE
..12593F-BB-9	Comm Mortgage Trust CMBS Ser 2015-LC21 CI ASB 3.421% 07/10/48		09/01/2022	Paydown		428,133	428,133	440,964	430,799		(2,665)		(2,665)		428,133				10,114	07/10/2048	1.A
..12593J-BC-9	Comm Mortgage Trust CMBS Ser 2015-CR24 CI ASB 3.445% 08/10/55		09/01/2022	Paydown		816,180	816,180	840,657	821,204		(5,024)		(5,024)		816,180				18,776	08/10/2055	1.A
..12593J-BE-5	Comm Mortgage Trust CMBS Ser 2015-CR24 CI A4 3.432% 08/10/55		07/01/2022	Paydown		9,162,593	9,162,593	9,253,802	9,181,356		(3,707)		(3,707)		9,177,648		(15,056)	(15,056)	187,382	08/10/2055	1.A
..12593Y-BC-6	Comm Mortgage Trust CMBS Ser 2016-CR28 CI ASB 3.525% 02/10/49		09/01/2022	Paydown		881,150	881,150	907,561	888,125		(6,975)		(6,975)		881,150				20,573	02/10/2049	1.A
..12594P-AW-1	Credit Suisse Mortgage Trust CMBS Ser 2016-NXSR CI ASB 3.565% 12/15/49		09/01/2022	Paydown		229,120	229,120	231,480	230,991		(1,870)		(1,870)		229,120				5,429	12/15/2049	1.A
..12596M-AA-4	Credit Suisse Mortgage Trust RMBS Ser 2019-RPL1 CI A1 3.650% 07/25/58		09/01/2022	Paydown		215,343	215,343	215,314	215,143		201		201		215,343				5,177	07/25/2058	1.A
..12598P-AA-5	COLT Funding LLC RMBS Ser 2021-RPL1 CI A1 1.665% 09/25/61		09/01/2022	Paydown		339,932	339,932	339,931	339,917		15		15		339,932				3,795	09/25/2061	1.A FE
..12635Q-BE-9	Comm Mortgage Trust CMBS Ser 2015-CR27 CI ASB 3.404% 10/10/58		09/01/2022	Paydown		1,257,686	1,257,686	1,295,379	1,266,896		(9,210)		(9,210)		1,257,686				30,465	10/10/2058	1.A
..126405-AA-7	Credit Suisse Mtg Tr RMBS Ser 2020-RPL4 CI A1 2.000% 01/25/60		09/01/2022	Paydown		422,063	422,063	435,603	433,530		(11,467)		(11,467)		422,063				5,627	01/25/2060	1.A FE
..126410-LM-9	CSX Transportation Inc Co Gtd Nt 6.251% 01/15/23		07/15/2022	Various		85,745	85,745	85,745	85,745						85,745				5,360	01/15/2023	1.E FE
..126650-BP-4	CVS Health Corp LBASS PTC Nt 6.036% 12/10/28		09/10/2022	Various		116,484	116,484	134,040	124,784		(8,300)		(8,300)		116,484				4,689	12/10/2028	2.B FE
..126650-BQ-2	CVS Health Corp LBASS PTC Nt 6.943% 01/10/30		09/10/2022	Various		198,379	198,379	200,154	199,500		(1,121)		(1,121)		198,379				9,187	01/10/2030	2.B FE
..126650-BS-8	CVS Health Corp LBASS PTC Nt 7.507% 01/10/32		09/10/2022	Various		55,179	55,179	71,331	63,995		(8,816)		(8,816)		55,179				2,763	01/10/2032	2.B FE

STATEMENT AS OF SEPTEMBER 30, 2022 OF THE NATIONWIDE MUTUAL INSURANCE COMPANY

SCHEDULE D - PART 4

Show All Long-Term Bonds and Stock Sold, Redeemed or Otherwise Disposed of During the Current Quarter

1	2	3	4	5	6	7	8	9	10	Change In Book/Adjusted Carrying Value					16	17	18	19	20	21	22
										11	12	13	14	15							
CUSIP Ident-ification	Description	For-eign	Disposal Date	Name of Purchaser	Number of Shares of Stock	Consid-eration	Par Value	Actual Cost	Prior Year Book/ Adjusted Carrying Value	Unrealized Valuation Increase/ (Decrease)	Current Year's (Amor-tization)/ Accretion	Current Year's Other Than Temporary Impairment Recog-nized	Total Change in Book/ Adjusted Carrying Value (11 + 12 - 13)	Total Foreign Exchange Change in Book /Adjusted Carrying Value	Book/ Adjusted Carrying Value at Disposal Date	Foreign Exchange Gain (Loss) on Disposal	Realized Gain (Loss) on Disposal	Total Gain (Loss) on Disposal	Bond Interest/ Stock Dividends Received During Year	Stated Con-tractual Maturity Date	NAIC Desig-nation, NAIC Desig-nation Modifier and SVO Admini-strative Symbol
..126650-CQ-1	CVS Health Corp Sr Nt 4.750% 12/01/22		09/01/2022	Call 100.0000		4,000,000	4,000,000	4,339,080	4,107,752						4,000,000				142,500	12/01/2022	2.B FE
..12665U-AA-2	CVS Health Corp ABS PTC Nt 4.704% 01/10/36		09/10/2022	Redemption 100.0000		96,886	96,886	96,886	96,886		(107,752)				96,886				3,039	01/10/2036	2.B FE
..126671-6B-7	CWABS Inc RMBS Ser 2004-5 CI 1A 3.584% 10/25/34		07/25/2022	Paydown		42,220	42,220	39,832	40,790		1,430		1,430		42,220				269	10/25/2034	1.A FM
..126671-6B-7	CWABS Inc RMBS Ser 2004-5 CI 1A 3.584% 10/25/34		09/26/2022	Paydown		96,408	96,408	90,955	93,143		3,265		3,265		96,408				960	10/25/2034	1.D FM
..126673-VE-9	CWABS Inc RMBS Ser 2004-U CI 2A 3.088% 03/15/34		07/15/2022	Paydown		4,787	4,787	1,996	1,996		2,791		2,791		4,787				22	03/15/2034	1.A FM
..126673-VE-9	CWABS Inc RMBS Ser 2004-U CI 2A 3.088% 03/15/34		09/15/2022	Paydown		8,322	8,322	3,471	3,471		4,852		4,852		8,322				64	03/15/2034	1.D FM
..12667G-AX-1	Countrywide Alternative Ln Tr RMBS Ser 2005-10CB CI 1A2 3.534% 05/25/35		09/25/2022	Paydown		70,084	70,292	56,944	55,959		984		984		56,944	13,140		13,140	757	05/25/2035	1.D FM
..12667G-W7-4	Countrywide Alternative Ln Tr RMBS Ser 2005-34CB CI 1A4 5.500% 09/25/35		09/01/2022	Paydown		40,471	40,471	33,968	33,601	6,527	6,500	6,157	6,870		40,471				1,487	09/25/2035	1.D FM
..12667G-XN-8	Countrywide Alternative Ln Tr RMBS Ser 2005-30CB CI 1A4 5.500% 08/25/35		07/01/2022	Paydown		32,157	30,836	28,864	26,070	2,794			2,794		28,864	3,293		3,293	1,067	08/25/2035	1.D FM
..12667G-XN-8	Countrywide Alternative Ln Tr RMBS Ser 2005-30CB CI 1A4 5.500% 08/25/35		09/01/2022	Paydown		60,179	59,951	50,181	50,686	5,432		5,937	(505)		50,181	9,998		9,998	2,432	08/25/2035	2.B FM
..126686-AC-8	CWABS Inc RMBS Ser 2006-H CI 2A1B 2.968% 11/15/36		09/15/2022	Paydown		16,729	16,729	5,791	5,791		10,937		10,937		16,729				92	11/15/2036	1.D FM
..12668A-YS-8	Countrywide Alternative Ln Tr RMBS Ser 2005-57CB CI 4A3 5.500% 12/25/35		09/01/2022	Paydown		4,354	4,432	3,708	3,253	455			455		3,708	646		646	162	12/25/2035	1.D FM
..12668F-AB-0	CWABS Inc RMBS Ser 2006-I CI 2A 2.958% 01/15/37		07/15/2022	Paydown		1,797	1,797	1,700	1,719		78		78		1,797				7	01/15/2037	1.A FM
..12668F-AB-0	CWABS Inc RMBS Ser 2006-I CI 2A 2.958% 01/15/37		09/15/2022	Paydown		4,518	4,518	4,273	4,322		196		196		4,518				29	01/15/2037	1.D FM
..126694-NS-3	CWHL Inc RMBS Ser 2005-27 CI 1A3 5.500% 12/25/35		09/01/2022	Paydown		38,948	38,948	37,907	37,700	704	543		1,247		38,948				1,430	12/25/2035	1.D FM
..126694-WE-4	CWHL Inc RMBS Ser 2006-HYB1 CI 1A1 2.899% 03/20/36		09/01/2022	Paydown		36,031	33,337	25,061	25,061		2,698		2,698		27,759	8,272		8,272	676	03/20/2036	1.D FM
..12669F-T2-9	CWHL Inc RMBS Ser 2004-14 CI 2A5 3.896% 08/25/34		07/01/2022	Paydown		2,196	2,196	2,155	2,173		23		23		2,196				38	08/25/2034	1.A FM
..12669F-T2-9	CWHL Inc RMBS Ser 2004-14 CI 2A5 3.896% 08/25/34		09/01/2022	Paydown		4,677	4,677	4,589	4,628		48		48		4,677				104	08/25/2034	1.D FM
..12669G-R3-7	Countrywide Home Loans RMBS Ser 2005-15 CI A7 5.500% 08/25/35		09/01/2022	Paydown		6,273	4,502	4,431	3,262	1,208	(5)		1,203		4,464	1,809		1,809	342	08/25/2035	1.D FM
..12714#-AA-6	CTL Tr Ser 2019-3 Boston U (Geneva) 3.606% 12/15/28		09/15/2022	Redemption 100.0000		144,315	144,315	144,315	144,315						144,315				3,470	12/15/2028	1.D
..12722*-AA-0	CTL 2019-22 Tr (BU-Sydney) Sr Nt 2.780% 06/15/27		09/15/2022	Redemption 100.0000		419,081	419,081	419,081	419,081						419,081				7,724	06/15/2027	1.D
..16165M-AD-0	Chaseflex Tr RMBS Ser 2006-2 CI A2B 3.284% 09/25/36		09/26/2022	Paydown		22,369	22,369	17,121	18,756		(5)		(5)		18,751	3,618		3,618	158	09/25/2036	1.D FM
..162765-AS-0	CHEC Loan Trust RMBS Ser 2004-2 CI A3 3.564% 07/25/34		07/25/2022	Paydown		35,889	35,889	34,547	35,074		815		815		35,889				325	07/25/2034	1.A FM
..162765-AS-0	CHEC Loan Trust RMBS Ser 2004-2 CI A3 3.564% 07/25/34		09/26/2022	Paydown		197,477	197,477	190,094	192,993		4,484		4,484		197,477				2,450	07/25/2034	1.D FM
..17025Q-AC-1	Countrywide Home Loans RMBS Ser 2007-J3 CI A3 6.000% 07/25/37		08/01/2022	Paydown		5	5	4	3	1			1		4		1	1		07/25/2037	1.D FM
..17291E-AX-9	Citigroup Comm Mtg Tr CMBS Ser 2016-P6 CI AAB 3.512% 12/10/49		09/01/2022	Paydown		226,403	226,403	229,267	228,620		(2,217)		(2,217)		226,403				5,287	12/10/2049	1.A
..17307G-YH-5	Citigroup Mtg Loan Trust RMBS Ser 2005-5 CI 21A5 5.500% 08/25/35		09/01/2022	Paydown		67,543	77,463	71,586	71,586						71,586	(4,043)		(4,043)	2,821	08/25/2035	1.D FM

STATEMENT AS OF SEPTEMBER 30, 2022 OF THE NATIONWIDE MUTUAL INSURANCE COMPANY

SCHEDULE D - PART 4

Show All Long-Term Bonds and Stock Sold, Redeemed or Otherwise Disposed of During the Current Quarter

1	2	3	4	5	6	7	8	9	10	Change In Book/Adjusted Carrying Value					16	17	18	19	20	21	22
										11	12	13	14	15							
CUSIP Identification	Description	For- eign	Disposal Date	Name of Purchaser	Number of Shares of Stock	Consid- eration	Par Value	Actual Cost	Prior Year Book/ Adjusted Carrying Value	Unrealized Valuation Increase/ (Decrease)	Current Year's (Amor- tization)/ Accretion	Current Year's Other Than Temporary Impairment Recogn- ized	Total Change in Book/ Adjusted Carrying Value (11 + 12 - 13)	Total Foreign Exchange Change in Book /Adjusted Carrying Value	Book/ Adjusted Carrying Value at Disposal Date	Foreign Exchange Gain (Loss) on Disposal	Realized Gain (Loss) on Disposal	Total Gain (Loss) on Disposal	Bond Interest/ Stock Dividends Received During Year	Stated Con- tractual Maturity Date	NAIC Desig- nation, NAIC Desig- nation Modifier and SVO Admini- strative Symbol
17313J-AF-1	Citigroup Mtg Loan Trust RMBS Ser 2007-WFH4 CI M1 4.734% 07/25/37		07/25/2022	Paydown		251,557	251,557	259,104	253,091		(1,534)		(1,534)		251,557				3,290	07/25/2037	1.A FM
17313J-AF-1	Citigroup Mtg Loan Trust RMBS Ser 2007-WFH4 CI M1 4.734% 07/25/37		09/25/2022	Paydown		288,946	288,946	297,614	290,708		(1,762)		(1,762)		288,946				5,591	07/25/2037	1.0 FM
17324V-AH-7	Citigroup Mtg Loan Trust RMBS Ser 2015-PS1 CI A1 3.750% 09/25/42		09/01/2022	Paydown		146,249	146,249	148,624	147,373		(1,124)		(1,124)		146,249				3,558	09/25/2042	1.A
17326Q-AA-1	Citigroup Mortgage Ln Trust Inc RMBS Ser 2018- RP1 CI A1 3.000% 09/25/64		09/01/2022	Paydown		948,436	948,436	940,778	944,654		3,782		3,782		948,436				18,876	09/25/2064	1.A
17327D-AA-9	Citigroup Mtg Ln Tr RMBS Ser 2018-RP3 A1 3.250% 03/25/61		09/01/2022	Paydown		1,420,125	1,420,125	1,417,471	1,420,141		(16)		(16)		1,420,125				30,643	03/25/2061	1.A
17327R-AA-8	Citigroup Mtg Ln Tr RMBS Ser 2019-RP1 CI A1 3.500% 01/25/66		09/01/2022	Paydown Redemption 100.0000		545,965	545,965	557,908	554,874		(8,909)		(8,909)		545,965				12,907	01/25/2066	1.A
212168-AA-6	Continental Wind Sr Nt 6.000% 02/28/33		08/31/2022			271,630	271,630	271,630	271,630						271,630				16,298	02/28/2033	2.B FE
21688A-AE-2	Rabobank Nederland NY Sr Nt 3.375% 05/21/25		08/15/2022	HSBC Securities USA Inc		4,939,550	5,000,000	4,993,250	4,997,456		449		449		4,997,905		(58,355)	(58,355)	124,688	05/21/2025	1.D FE
245828-AA-2	Delaware Basin Residue, LLC Sr Nt 3.000% 09/30/36		09/30/2022	Redemption 100.0000		321,330	321,330	321,330	(252,997)						321,330				10,873	09/30/2036	2.B PL
251510-AW-3	Deutsche Alt-A Sec Inc RMBS Ser 2003-2XS CI A6 5.470% 09/25/33		07/01/2022	Paydown		330	330	330	330						330				11	09/25/2033	1.A FM
251510-AW-3	Deutsche Alt-A Sec Inc RMBS Ser 2003-2XS CI A6 5.470% 09/25/33		09/01/2022	Paydown		74	74	74	74						74				3	09/25/2033	1.D FM
251563-CB-6	Deutsche Mtg Sec Inc RMBS Ser 2004-1 CI A6 5.240% 12/25/33		07/01/2022	Paydown		264	264	264	267		(3)		(3)		264				7	12/25/2033	1.A FM
251563-CB-6	Deutsche Mtg Sec Inc RMBS Ser 2004-1 CI A6 5.240% 12/25/33		09/01/2022	Paydown		595	595	595	602		(7)		(7)		595				20	12/25/2033	1.D FM
251563-DM-1	Deutsche Mtg Sec Inc RMBS Ser 2004-2 CI A6 5.180% 01/25/34		07/01/2022	Paydown		239	239	239	241		(2)		(2)		239				7	01/25/2034	1.A FM
251563-DM-1	Deutsche Mtg Sec Inc RMBS Ser 2004-2 CI A6 5.180% 01/25/34		09/01/2022	Paydown		173	173	173	174		(1)		(1)		173				7	01/25/2034	1.D FM
25179M-BC-6	Devon Energy Corp Sr Nt 5.250% 09/15/24		09/20/2022	Various		4,041,973	4,000,000	4,361,726	4,361,726		(174,857)		(174,857)		4,186,870		(144,897)	(144,897)	205,794	09/15/2024	2.B FE
30259M-AA-4	FCI Funding LLC US Tax Lien Ser 2019-1A CI A 3.630% 02/18/31		09/15/2022	Paydown		115,067	115,067	115,047	115,059		8		8		115,067				2,809	02/18/2031	1.A FE
30260G-AA-4	FIC Funding LLC LBASS Ser 2021-1A CI A 1.130% 04/15/33		09/17/2022	Paydown		1,333,122	1,333,122	1,333,063	1,333,076		45		45		1,333,122				9,549	04/15/2033	1.A FE
32052E-AA-7	First Horizon Mtg PT Tr RMBS Ser 2006-AR3 CI 1A1 2.938% 11/25/36		09/01/2022	Paydown		7,997	7,997	7,189	6,277	912			912		7,189		808	808	131	11/25/2036	1.D FM
33767J-AA-0	FirstKey Homes RMBS Ser 2020-SFR2 CI A 1.266% 10/19/37		09/17/2022	Paydown		12,339	12,339	12,336	12,336		3		3		12,339				102	10/19/2037	1.A FE
34964M-AA-2	FortiFi RMBS Ser 2021-1A CI A 1.970% 03/20/57		09/20/2022	Paydown		886,025	886,025	885,975	885,978		47		47		886,025				15,809	03/20/2057	1.A FE
35729Q-AS-7	Fremont Home Loan Tr RMBS Ser 2006-B CI SLA 3.274% 08/25/36		09/26/2022	Paydown		17,965	17,965	699	699						699		17,267	17,267	25	08/25/2036	1.D FM
36197X-AL-8	GS Mortgage Securities Trust CMBS Ser 2013- GC12 CI AAB 2.678% 06/10/46		09/01/2022	Paydown		1,223,601	1,223,601	1,260,233	1,225,251		(1,650)		(1,650)		1,223,601				23,916	06/10/2046	1.A
36228F-C5-3	GS Mortgage Securities Corp RMBS Ser 2004-NC1 CI M1 4.703% 11/25/33		07/01/2022	Paydown		4,793	4,793	4,793	4,788		6		6		4,793				133	11/25/2033	1.A FM
36228F-C5-3	GS Mortgage Securities Corp RMBS Ser 2004-NC1 CI M1 4.703% 11/25/33		09/01/2022	Paydown		8,726	8,726	8,725	8,715		10		10		8,726				302	11/25/2033	1.D FM
36242D-7Q-0	GS Mortgage Securities Corp RMBS Ser 2005-5F CI 8A6 5.250% 06/25/35		07/01/2022	Paydown		3,009	3,009	2,860	2,977		33		33		3,009				92	06/25/2035	1.A FM
36242D-7Q-0	GS Mortgage Securities Corp RMBS Ser 2005-5F CI 8A6 5.250% 06/25/35		09/01/2022	Paydown		2,787	2,787	2,649	2,757		30		30		2,787				107	06/25/2035	1.D FM

STATEMENT AS OF SEPTEMBER 30, 2022 OF THE NATIONWIDE MUTUAL INSURANCE COMPANY

SCHEDULE D - PART 4

Show All Long-Term Bonds and Stock Sold, Redeemed or Otherwise Disposed of During the Current Quarter

1	2	3	4	5	6	7	8	9	10	Change In Book/Adjusted Carrying Value					16	17	18	19	20	21	22
										11	12	13	14	15							
CUSIP Identification	Description	For- eign	Disposal Date	Name of Purchaser	Number of Shares of Stock	Consid- eration	Par Value	Actual Cost	Prior Year Book/ Adjusted Carrying Value	Unrealized Valuation Increase/ (Decrease)	Current Year's (Amor- tization)/ Accretion	Current Year's Other Than Temporary Impairment Recogn- ized	Total Change in Book/ Adjusted Carrying Value (11 + 12 - 13)	Total Foreign Exchange Change in Book /Adjusted Carrying Value	Book/ Adjusted Carrying Value at Disposal Date	Foreign Exchange Gain (Loss) on Disposal	Realized Gain (Loss) on Disposal	Total Gain (Loss) on Disposal	Bond Interest/ Stock Dividends Received During Year	Stated Con- tractual Maturity Date	NAIC Desig- nation, NAIC Desig- nation Modifier and SVO Admini- strative Symbol
..36251X-AS-6	GS Mortgage Securities Trust CMBS Ser 2016-GS4 CI AAB 3.278% 11/10/49		09/01/2022	Paydown		231,195	231,195	237,755	233,223		(2,028)		(2,028)		231,195				5,042	..11/10/2049	1.A
..36252H-AE-1	GS Mortgage Securities Trust CMBS Ser 2017-GS5 CI AAB 3.467% 03/10/50		09/01/2022	Paydown		96,839	96,839	99,461	97,835		(996)		(996)		96,839				2,231	..03/10/2050	1.A
..36262P-AD-3	GS Mortgage-Backed Securities RMBS Ser 2021-PJ10 CI A4 2.500% 03/25/52		09/01/2022	Paydown		267,209	267,209	265,956	265,964		1,245		1,245		267,209				4,402	..03/25/2052	1.A
..36263C-AD-1	GS Mortgage-Backed Securities RMBS Ser 2021-PJ9 CI A4 2.500% 02/26/52		09/01/2022	Paydown		246,564	246,564	248,875	248,835		(2,272)		(2,272)		246,564				4,069	..02/26/2052	1.A
..369550-AW-8	General Dynamics Corp Sr Nt 1.875% 08/15/23		09/14/2022	Jefferies & Company Inc		4,896,650	5,000,000	4,767,850	4,939,869		25,979		25,979		4,965,848		(69,198)	(69,198)	101,823	..08/15/2023	1.G FE
..38081E-AA-9	Golden Bear LBASS Ser 2016-1A CI A 3.750% 09/20/47		09/20/2022	Paydown		538,165	538,165	537,997	538,023		142		142		538,165				20,181	..09/20/2047	1.A FE
..38082J-AA-7	Golden Bear LBASS Ser 2016-2A CI A 3.160% 09/20/47		09/20/2022	Paydown		671,042	671,042	651,036	654,190		16,853		16,853		671,042				21,205	..09/20/2047	1.A FE
..38217T-AA-3	Goodgreen Trust LBASS Ser 2020-1A CI A 2.630% 04/15/55		09/15/2022	Paydown		430,120	430,120	429,904	429,888		232		232		430,120				9,744	..04/15/2055	1.A FE
..38217U-AA-0	Goodgreen Trust LBASS Ser 2021-1A CI A 2.660% 10/20/56		09/15/2022	Paydown		886,160	886,160	891,902	891,749		(5,589)		(5,589)		886,160				31,600	..10/20/2056	1.A FE
..38217V-AA-8	Goodgreen Trust LBASS Ser 2017-1A CI A 3.740% 10/15/52		09/15/2022	Paydown		187,426	187,426	187,339	187,360		66		66		187,426				5,968	..10/15/2052	1.A FE
..38218D-AA-7	Goodgreen Trust LBASS Ser 2019-1A CI A 3.860% 10/15/54		09/15/2022	Paydown		296,963	296,963	301,394	300,773		(3,810)		(3,810)		296,963				9,536	..10/15/2054	1.C FE
..40480*-AA-3	HS Wildcat LLC Sr Sec Nt Ser A 3.830% 12/31/50		07/25/2022	Redemption	100.0000	5,156	5,156	5,156	5,156						5,156				151	..12/31/2050	2.A PL
..41164T-AA-0	Harborview Mtg Loan Tr RMBS Ser 2007-A CI A 3.693% 06/21/37		09/19/2022	Paydown		19,776	19,776	3,757	3,757						3,757		16,018	16,018	206	..06/21/2037	1.D FM
..419838-AA-5	Hawaiian Airlines 1st Lien PTC Ser A CI 1A 3.900% 01/15/26		07/15/2022	Redemption	100.0000	281,646	281,646	280,184	275,576	5,102	968		6,070		281,646				10,984	..01/15/2026	4.B FE
..42770L-AA-1	Hero Funding Trust LBASS Ser 2015-1A CI A 3.840% 09/21/40		09/20/2022	Paydown		502,857	502,857	505,648	505,255		(2,397)		(2,397)		502,857				18,598	..09/21/2040	1.A FE
..42770Q-AA-0	Hero Funding Trust LBASS Ser 2014-2A CI A 3.990% 09/21/40		09/20/2022	Paydown		496,561	496,561	497,469	497,185		(624)		(624)		496,561				19,813	..09/21/2040	1.A FE
..42770R-AA-8	Hero Funding Trust LBASS Ser 2014-1A CI A 4.750% 09/20/38		09/20/2022	Paydown		479,219	479,219	480,353	479,939		(719)		(719)		479,219				22,763	..09/20/2038	1.A FE
..42770U-AA-1	Hero Funding Trust LBASS Ser 2015-2A CL A 3.990% 09/20/40		09/20/2022	Paydown		330,558	330,558	330,521	330,533		26		26		330,558				14,186	..09/20/2040	1.A FE
..42771T-AA-3	Hero Funding Trust LBASS Ser 2015-3A CI A 4.280% 09/20/41		09/20/2022	Paydown		279,921	279,921	279,911	279,913		8		8		279,921				12,877	..09/20/2041	1.A FE
..437084-RY-4	Home Equity Asset Tr RMBS Ser 2006-1 CI M2 3.544% 04/25/36		07/25/2022	Paydown		250,718	250,718	236,811	250,214		504		504		250,718				1,875	..04/25/2036	1.A FM
..437084-RY-4	Home Equity Asset Tr RMBS Ser 2006-1 CI M2 3.544% 04/25/36		09/26/2022	Paydown		235,891	235,891	222,806	235,416		474		474		235,891				2,745	..04/25/2036	1.D FM
..43739E-AP-2	Homebanc Mortgage Tr RMBS Ser 2005-1 CI A1 3.334% 03/25/35		09/26/2022	Paydown		9,704	9,704	8,971	8,971		733		733		9,704				85	..03/25/2035	1.D FM
..44329E-AC-5	HSI Asset Loan Obligation RMBS Ser 2007-AR2 CI 2A1 3.428% 09/25/37		09/01/2022	Paydown		24,628	24,628	14,963	14,963						14,963		9,664	9,664	553	..09/25/2037	1.D FM
..45254N-JG-3	IMPAC CMB Tr RMBS Ser 2004-5 CI 1A1 3.804% 10/25/34		07/25/2022	Paydown		684	684	686	685						684				5	..10/25/2034	1.A FM
..45254N-JG-3	IMPAC CMB Tr RMBS Ser 2004-5 CI 1A1 3.804% 10/25/34		09/26/2022	Paydown		513	513	514	513						513				6	..10/25/2034	1.D FM
..45254N-KX-4	IMPAC CMB Tr RMBS Ser 2004-9 CI 1A1 3.844% 01/25/35		07/25/2022	Paydown		384	384	385	385		(1)		(1)		384				3	..01/25/2035	1.A FM
..45254N-KX-4	IMPAC CMB Tr RMBS Ser 2004-9 CI 1A1 3.844% 01/25/35		09/26/2022	Paydown		8,199	8,199	8,219	8,212		(13)		(13)		8,199				102	..01/25/2035	1.D FM

STATEMENT AS OF SEPTEMBER 30, 2022 OF THE NATIONWIDE MUTUAL INSURANCE COMPANY

SCHEDULE D - PART 4

Show All Long-Term Bonds and Stock Sold, Redeemed or Otherwise Disposed of During the Current Quarter

1	2	3	4	5	6	7	8	9	10	Change In Book/Adjusted Carrying Value					16	17	18	19	20	21	22
										11	12	13	14	15							
CUSIP Identification	Description	For- eign	Disposal Date	Name of Purchaser	Number of Shares of Stock	Consid- eration	Par Value	Actual Cost	Prior Year Book/ Adjusted Carrying Value	Unrealized Valuation Increase/ (Decrease)	Current Year's (Amor- tization)/ Accretion	Current Year's Other Than Temporary Impairment Recog- nized	Total Change in Book/ Adjusted Carrying Value (11 + 12 - 13)	Total Foreign Exchange Change in Book /Adjusted Carrying Value	Book/ Adjusted Carrying Value at Disposal Date	Foreign Exchange Gain (Loss) on Disposal	Realized Gain (Loss) on Disposal	Total Gain (Loss) on Disposal	Bond Interest/ Stock Dividends Received During Year	Stated Con- tractual Maturity Date	NAIC Desig- nation, NAIC Desig- nation Modifier and SVO Admini- strative Symbol
45255@-AD-7	Impact Community Capital Nt 2.727% 07/25/31		08/25/2022	Redemption 100.0000																	
45256#-AB-8	Impact CIL Parent LLC ABS Revolving Nt Ser 2003 CI 1 3.782% 10/25/56		09/28/2022	Redemption 100.0000		43,895	43,895	43,895	43,790	105			105		43,895				271	07/25/2031	5.B GI
45257H-AA-5	Impact Funding LLC CMBS Ser 2010-1 CI A1 5.314% 01/25/51		07/01/2022	Paydown		62,260	62,260	62,260	20,858						62,260				2,327	10/25/2056	1.G FE
45257H-AA-5	Impact Funding LLC CMBS Ser 2010-1 CI A1 5.314% 01/25/51		09/01/2022	Paydown		37,875	37,875	37,895	37,869		5		5		37,875				1,174	01/25/2051	1.A FM
45257H-AA-5	Indymac Indx Mtg Ln Tr RMBS Ser 2007-A1 CI A1 6.000% 08/25/37		08/01/2022	Paydown		416,764	416,764	416,989	416,705		59		59		416,764				14,928	01/25/2051	1.D FM
456652-AA-4	Intel Corp Sr Nt 3.100% 07/29/22		07/29/2022	Various Mizuho Securities USA		(844)	(485)	(446)	(124)			(85)	(39)		(485)		485	485	25	08/25/2037	1.D FM
458140-AR-1	Intel Corp Sr Nt 2.600% 05/19/26		08/09/2022	Inc		13,648,000	13,648,000	13,642,983	13,647,545		455		455		13,648,000				423,088	07/29/2022	1.E FE
458140-AU-4	JP Morgan Mtg Tr RMBS Ser 2021-12 CI A15 2.500% 02/25/52		09/01/2022	Paydown		4,857,800	5,000,000	4,987,300	4,994,027		791		791		4,994,818	(137,018)	(137,018)	(137,018)	94,611	05/19/2026	1.E FE
465685-AM-7	JP Morgan Mtg Tr RMBS Ser 2021-13 CI A15 2.500% 04/25/52		09/01/2022	Paydown		1,500,000	1,500,000	1,569,870	1,525,152		(23,234)		(23,234)		1,501,918	(1,918)	(1,918)	(1,918)	34,650	11/15/2022	2.B FE
46592W-BP-0	JP Morgan Mtg Tr RMBS Ser 2006-A2 CI 1A1 3.186% 04/25/36		09/01/2022	Paydown		132,442	132,442	132,524	132,518		(76)		(76)		132,442				2,182	02/25/2052	1.A
46592X-BP-8	JP Morgan Mtg Tr RMBS Ser 2006-A2 CI 1A1 3.584% 04/15/47		09/01/2022	Paydown		253,061	253,061	251,914	251,921		1,140		1,140		253,061				4,018	04/25/2052	1.A
466247-HB-9	JP Morgan Chase Comm Mtg Secs CMBS Ser 2013-C13 CI ASB 3.414% 01/15/46		09/01/2022	Paydown		1,225	2,730	2,718	2,595	125			125		2,720	(1,495)	(1,495)	(1,495)	71	04/25/2036	1.D FM
46640-JS-6	JPMBB Comm Mtg Sec Tr CMBS Ser 2014-C19 CI ASB 3.584% 04/15/47		09/01/2022	Paydown		483,354	483,354	488,186	483,241		113		113		483,354				10,982	01/15/2046	1.A
46641W-AW-7	JP Morgan Chase & Co Sr Nt 4.080% 04/26/26		09/07/2022	JP Morgan Securities LLC		247,483	247,483	254,719	248,335		(349)		(349)		247,986		(504)	(504)	6,052	04/15/2047	1.A
46647P-CZ-7	Long Beach Mtg Loan Tr RMBS Ser 2005-WL2 CI M2 3.819% 08/25/35		07/25/2022	Paydown		2,954,040	3,000,000	2,999,610		69			69		2,999,679	(45,639)	(45,639)	(45,639)	45,220	04/26/2026	1.F FE
542514-NC-4	Mankato Energy Center LLC Sr Sec Nt 2.900% 05/31/39		09/30/2022	Call 100.0000		25,179	25,179	23,896	25,091		87		87		25,179				195	08/25/2035	1.A FM
55396#-AA-0	McCormick & Co Inc Sr Nt 2.700% 08/15/22		08/02/2022	Call 100.0000		436,888	436,888	436,888	436,888		134		134		436,888				9,502	05/31/2039	2.B PL
579780-AL-1	Merrill Lynch Mtg Investors RMBS Ser 2003-OPT1 CI A1 3.804% 07/25/34		07/25/2022	Paydown		11,000,000	11,000,000	10,998,900	10,999,858						10,999,992		8	8	286,275	08/15/2022	2.B FE
589929-5F-1	Merrill Lynch Mtg Investors RMBS Ser 2003-OPT1 CI A1 3.804% 07/25/34		09/26/2022	Paydown		337,452	337,452	309,920	328,268		9,184		9,184		337,452				2,583	07/25/2034	1.A FM
589929-5F-1	Metlife Securitization Tr RMBS Ser 2017-1A CI A 3.000% 04/25/55		09/01/2022	Paydown		266,722	266,722	244,961	259,464		7,259		7,259		266,722				2,848	07/25/2034	1.D FM
59166B-AA-9	Metlife Securitization Trust RMBS Ser 2018-1A CI A 3.750% 03/25/57		09/01/2022	Paydown		103,081	103,081	99,972	101,282		1,799		1,799		103,081				2,044	04/25/2055	1.A
59166D-AA-5	Metlife Securitization Trust RMBS Ser 2019-1A CI A 3.750% 04/25/58		09/01/2022	Paydown		242,229	242,229	242,673	242,225		4		4		242,229				6,245	03/25/2057	1.A
59166E-AA-3	Mid State Tr X LBASS Ser 10 CI M1 6.280% 02/15/36		09/15/2022	Paydown		168,685	168,685	171,086	170,230		(1,545)		(1,545)		168,685				4,161	04/25/2058	1.A
59549R-AC-8	Mid State Tr LBASS Ser 11 CI M1 5.598% 07/15/38		09/15/2022	Paydown		257,099	257,099	216,190	216,190		40,909		40,909		257,099				10,745	02/15/2036	4.B FE
59549W-AB-9	Mill City Mortgage Trust RMBS Ser 2018-4 CI A1B 3.485% 04/25/66		09/01/2022	Paydown		60,341	60,341	60,340	60,341						60,341				2,248	07/15/2038	3.B FE
59980Y-AB-1	Mill City Mortgage Trust RMBS Ser 2019-GS1 CI A1 2.750% 07/25/59		09/01/2022	Paydown		451,473	451,473	458,438	456,009		(4,536)		(4,536)		451,473				10,663	04/25/2066	1.A
59981B-AC-8	Morgan Stanley Capital I Tr CMBS Ser 2016-UB12 CI ASB 3.436% 12/15/49		09/01/2022	Paydown		372,729	372,729	370,687	371,164		1,565		1,565		372,729				6,871	07/25/2059	1.A
61691E-AY-1	Morgan Stanley Cap I RMBS Ser 2004-HE6 CI M1 3.909% 08/25/34		07/25/2022	Paydown		737,846	737,846	758,695	744,930		(7,084)		(7,084)		737,846				16,860	12/15/2049	1.A
61744C-FB-7						53,437	53,437	49,162	51,584		1,853		1,853		53,437				442	08/25/2034	1.A FM

STATEMENT AS OF SEPTEMBER 30, 2022 OF THE NATIONWIDE MUTUAL INSURANCE COMPANY

SCHEDULE D - PART 4

Show All Long-Term Bonds and Stock Sold, Redeemed or Otherwise Disposed of During the Current Quarter

1	2	3	4	5	6	7	8	9	10	Change In Book/Adjusted Carrying Value					16	17	18	19	20	21	22
										11	12	13	14	15							
CUSIP Identification	Description	For- eign	Disposal Date	Name of Purchaser	Number of Shares of Stock	Consid- eration	Par Value	Actual Cost	Prior Year Book/ Adjusted Carrying Value	Unrealized Valuation Increase/ (Decrease)	Current Year's (Amor- tization)/ Accretion	Current Year's Other Than Temporary Impairment Recogn- ized	Total Change in Book/ Adjusted Carrying Value (11 + 12 - 13)	Total Foreign Exchange Change in Book /Adjusted Carrying Value	Book/ Adjusted Carrying Value at Disposal Date	Foreign Exchange Gain (Loss) on Disposal	Realized Gain (Loss) on Disposal	Total Gain (Loss) on Disposal	Bond Interest/ Stock Dividends Received During Year	Stated Con- tractual Maturity Date	NAIC Desig- nation, NAIC Desig- nation Modifier and SVO Admini- strative Symbol
..61744C-FB-7	Morgan Stanley Cap I RMBS Ser 2004-HE6 CI M1 3.909% 08/25/34		09/26/2022	Paydown		6,575	6,575	6,049	6,347		228		228		6,575				78	08/25/2034	1.D FM
..61749T-AA-2	Morgan Stanley Mtg Ln Tr RMBS Ser 2006-10SL CI A1 3.214% 08/25/36		09/26/2022	Paydown		55,583	55,583	11,067	8,341	2,725	44,516		47,241		55,583				273	08/25/2036	1.D FM
..61761Q-AC-7	Morgan Stanley BAML Tr CMBS Ser 2013-C8 CI ASB 2.699% 12/15/48		09/01/2022	Paydown		47,028	47,028	46,652	46,908		119		119		47,028				870	12/15/2048	1.A
..61762D-AU-5	Morgan Stanley BAML Tr CMBS Ser 2013-C9 CI AAB 2.657% 05/15/46		09/01/2022	Paydown		541,705	541,705	520,143	539,391		2,314		2,314		541,705				9,347	05/15/2046	1.A
..61762M-BU-4	Morgan Stanley BAML Tr CMBS Ser 2013-C10 CI ASB 3.912% 07/15/46		09/01/2022	Paydown		1,737,456	1,737,456	1,789,555	1,739,361		(1,905)		(1,905)		1,737,456				49,412	07/15/2046	1.A
..61762T-AC-0	Morgan Stanley BAML Tr CMBS Ser 2013-C11 CI AAB 3.845% 08/15/46		09/01/2022	Paydown		2,282,834	2,282,834	2,351,248	2,286,672		(3,838)		(3,838)		2,282,834				58,402	08/15/2046	1.A
..61764R-BD-9	Morgan Stanley BAML Tr CMBS 2015-C20 CI ASB 3.069% 02/15/48		09/01/2022	Paydown		420,554	420,554	419,982	419,967		587		587		420,554				9,727	02/15/2048	1.A
..61764R-BG-2	Morgan Stanley BAML Tr CMBS 2015-C20 CI XA 1.403% 02/15/48		09/01/2022	Paydown				53,221	36,591		(36,591)		(36,591)						8,420	02/15/2048	1.B FE
..61764X-BG-9	Morgan Stanley BAML Tr CMBS Ser 2015-C21 CI ASB 3.150% 03/15/48		09/01/2022	Paydown		336,783	336,783	339,037	338,645		(1,862)		(1,862)		336,783				7,143	03/15/2048	1.A
..61765L-AS-9	Morgan Stanley BAML Tr CMBS Ser 2015-C24 CI ASB 3.479% 08/15/47		09/01/2022	Paydown		1,817,808	1,817,808	1,871,965	1,829,834		(12,026)		(12,026)		1,817,808				44,671	08/15/2047	1.A
..61766L-BQ-1	Morgan Stanley BAML Tr CMBS Ser 2016-C28 CI ASB 3.288% 04/15/25		09/01/2022	Paydown		1,087,929	1,087,929	1,120,551	1,095,270		(7,341)		(7,341)		1,087,929				23,767	04/15/2025	1.A
..61773*-AA-5	Morongo Transmission LLC Sr Nt 3.320% 07/12/51		09/30/2022	Redemption	100.0000	74,818	74,818	74,818	74,818						74,818				1,325	07/12/2051	1.G PL
..62942Q-CR-2	NRZ Advance Receivables Trust LBASS Ser 2020-T1 CI AT1 1.426% 08/15/53		09/15/2022	Paydown		8,709	8,709	8,709	8,709						8,709				93	08/15/2053	1.A FE
..63860H-AD-1	Nationstar Home Equity Loan Tr RMBS Ser 2007-A CI AV4 3.314% 03/25/37		07/25/2022	Paydown		70,340	70,340	59,393	69,499		841		841		70,340				337	03/25/2037	1.A FM
..63860H-AD-1	Nationstar Home Equity Loan Tr RMBS Ser 2007-A CI AV4 3.314% 03/25/37		09/25/2022	Paydown		260,714	260,714	220,140	257,597		3,117		3,117		260,714				2,124	03/25/2037	1.D FM
..64828A-AA-1	New Residential Mtg Ln Tr RMBS Ser 2014-1A CI A 3.750% 01/25/54		09/01/2022	Paydown		71,938	71,938	73,512	73,234		(1,297)		(1,297)		71,938				1,844	01/25/2054	1.A FE
..64828C-AA-7	New Residential Mtg Ln Tr RMBS Ser 2018-2A CI A1 4.500% 03/25/36		09/01/2022	Paydown		592,886	592,886	645,449	635,989		(43,103)		(43,103)		592,886				17,885	03/25/2036	1.A
..64828G-AD-2	New Residential Mtg Ln Tr RMBS Ser 2019-6A CI A1B 3.500% 09/25/59		09/01/2022	Paydown		908,323	908,323	929,184	923,132		(14,810)		(14,810)		908,323				21,395	09/25/2059	1.A
..64828M-AA-5	New Residential Mtg Ln Tr RMBS Ser 2017-3A A1 4.000% 04/25/57		09/01/2022	Paydown		186,171	186,171	187,871	187,242		(1,071)		(1,071)		186,171				5,080	04/25/2057	1.A
..64828X-AA-1	New Residential Mtg Ln Tr RMBS Ser 2020-RPL1 CI A1 2.750% 11/25/59		09/01/2022	Paydown		153,110	153,110	155,502	154,681		(1,571)		(1,571)		153,110				2,776	11/25/2059	1.A
..64829D-AG-1	New Residential Mtg Ln Tr RMBS Ser 2014-3A CI AFX3 3.750% 11/25/54		09/01/2022	Paydown		41,663	41,663	42,499	42,401		(738)		(738)		41,663				1,014	11/25/2054	1.C FE
..64829H-AD-9	New Residential Mtg Ln Tr RMBS Ser 2016-3A CI A1B 3.250% 09/25/56		09/01/2022	Paydown		78,454	78,454	79,275	79,191		(737)		(737)		78,454				1,749	09/25/2056	1.A
..64829K-BW-9	New Residential Mtg Ln Tr RMBS Ser 2017-2A CI A4 4.000% 03/25/57		09/01/2022	Paydown		113,731	113,731	113,162	113,203		528		528		113,731				2,969	03/25/2057	1.A
..64829L-AA-6	New Residential Mtg Ln Tr RMBS Ser 2016-4A CI A1 3.750% 11/25/56		09/01/2022	Paydown		69,259	69,259	69,778	69,747		(488)		(488)		69,259				1,700	11/25/2056	1.A
..64830B-AA-5	New Residential Mtg Ln Tr RMBS Ser 2017-6A CI A1 4.000% 08/27/57		09/01/2022	Paydown		163,780	163,780	169,306	167,411		(3,631)		(3,631)		163,780				4,279	08/27/2057	1.A
..64830B-AQ-0	New Residential Mtg Ln Tr RMBS Ser 2017-6A CI B1 3.850% 08/27/57		09/01/2022	Paydown		101,002	101,002	95,447	96,617		4,384		4,384		101,002				2,592	08/27/2057	1.A
..64830C-AA-3	New Residential Mtg Ln Tr RMBS Ser 2019-1A CI A1 3.956% 09/25/57		09/01/2022	Paydown		101,065	101,065	101,430	101,227		(162)		(162)		101,065				2,682	09/25/2057	1.A

STATEMENT AS OF SEPTEMBER 30, 2022 OF THE NATIONWIDE MUTUAL INSURANCE COMPANY

SCHEDULE D - PART 4

Show All Long-Term Bonds and Stock Sold, Redeemed or Otherwise Disposed of During the Current Quarter

1	2	3	4	5	6	7	8	9	10	Change In Book/Adjusted Carrying Value					16	17	18	19	20	21	22
										11	12	13	14	15							
CUSIP Identification	Description	For- eign	Disposal Date	Name of Purchaser	Number of Shares of Stock	Consid- eration	Par Value	Actual Cost	Prior Year Book/ Adjusted Carrying Value	Unrealized Valuation Increase/ (Decrease)	Current Year's (Amor- tization)/ Accretion	Current Year's Other Than Temporary Impairment Recogn- ized	Total Change in Book/ Adjusted Carrying Value (11 + 12 - 13)	Total Foreign Exchange Change in Book /Adjusted Carrying Value	Book/ Adjusted Carrying Value at Disposal Date	Foreign Exchange Gain (Loss) on Disposal	Realized Gain (Loss) on Disposal	Total Gain (Loss) on Disposal	Bond Interest/ Stock Dividends Received During Year	Stated Con- tractual Maturity Date	NAIC Desig- nation, NAIC Desig- nation Modifier and SVO Admini- strative Symbol
..64830D-AB-9	New Residential Mtg Ln Tr RMBS Ser 2019-2A CI A1 4.250% 12/25/57		09/01/2022	Paydown		403,009	403,009	417,366	413,748		(10,738)		(10,738)		403,009				11,170	12/25/2057	1.A
..64830G-AB-2	New Residential Mtg Ln Tr RMBS Ser 2018-1A CI A1A 4.000% 12/25/57		09/01/2022	Paydown		626,981	626,981	643,438	639,542		(12,561)		(12,561)		626,981				16,399	12/25/2057	1.A
..64830H-AA-2	New Residential Mtg Ln Tr RMBS Ser 2019-RPL2 CI A1 3.250% 02/25/49		09/01/2022	Paydown		789,918	789,918	804,288	798,208		(8,289)		(8,289)		789,918				17,268	02/25/2049	1.A
..64830K-AA-5	New Residential Mtg Ln Tr RMBS Ser 2018-3A CI A1 4.500% 05/25/58		09/01/2022	Paydown		457,587	457,587	489,599	481,925		(24,338)		(24,338)		457,587				13,705	05/25/2058	1.A
..64830M-AG-8	New Residential Mtg Ln Tr RMBS Ser 2019-5A A1B 3.500% 08/25/59		09/01/2022	Paydown		314,473	314,473	322,949	318,917		(4,444)		(4,444)		314,473				7,259	08/25/2059	1.A
..64830T-AD-0	New Residential Mtg Ln Tr RMBS Ser 2020-1A CI A1B 3.500% 10/25/59		09/01/2022	Paydown		407,253	407,253	418,846	416,306		(9,053)		(9,053)		407,253				9,491	10/25/2059	1.A
..64830W-AD-3	New Residential Mtg Ln Tr RMBS Ser 2019-4A CI A1B 3.500% 12/25/58		09/01/2022	Paydown		429,593	429,593	441,443	438,878		(9,285)		(9,285)		429,593				9,870	12/25/2058	1.A
..654740-G*-4	Nissan Motor Acceptance Corp Sr Nt 2.670% 09/16/22		09/16/2022	Maturity		25,000,000	25,000,000	25,000,000	25,000,000						25,000,000				667,500	09/16/2022	2.C
..65535V-QN-6	Nomura Asset Sec Corp RMBS Ser 2004-AP1 CI A6 4.714% 03/25/34		07/01/2022	Paydown		23	23	23	23						23				1	03/25/2034	1.A FM
..65535V-QN-6	Nomura Asset Sec Corp RMBS Ser 2004-AP1 CI A6 4.714% 03/25/34		09/01/2022	Paydown		45	45	45	45						45				2	03/25/2034	1.D FM
..67020B-AA-8	NPRC-D Facilities Corp CTL GSA Rev Bd Ls Rental 6.500% 11/07/23		09/07/2022			209,966	209,966	209,966	209,966						209,966				9,103	11/07/2023	1.B
..67575N-BW-2	Ocwen Master Adv Rec Tr LBASS Ser 2020-T1 CI A1 1.278% 08/15/52		08/15/2022	Paydown		61,612,211	61,612,211	61,612,135	61,612,166		.44		.44		61,612,211				459,139	08/15/2052	1.A FE
..67575N-BX-0	Ocwen Master Adv Rec Tr LBASS Ser 2020-T1 CI BT1 1.774% 08/15/52		08/15/2022	Paydown		1,448,421	1,448,421	1,448,420	1,448,420		.1		.1		1,448,421				17,134	08/15/2052	1.C FE
..67575N-BY-8	Ocwen Master Adv Rec Tr LBASS Ser 2020-T1 CI CT1 2.320% 08/15/52		08/15/2022	Paydown		1,063,684	1,063,684	1,063,683	1,063,683		.1		.1		1,063,684				16,450	08/15/2052	1.F FE
..69357Q-AA-4	Preston Ridge Partners Mtg RMBS Ser 21-RPL2 CI A1 1.455% 10/25/51		09/25/2022	Paydown		332,741	332,741	332,736	332,737		.4		.4		332,741				3,246	10/25/2051	1.A FE
..69512E-DL-6	Pacificorp 1st Mtg Bd Ser E 8.070% 09/09/22		09/09/2022	Maturity		1,000,000	1,000,000	1,056,190	1,003,574		(3,574)		(3,574)		1,000,000				82,493	09/09/2022	1.E FE
..70069F-AZ-0	Park Place Securities Inc RMBS Ser 2004-WCW2 CI M3 4.134% 10/25/34		07/25/2022	Paydown		145,305	145,305	128,458	142,034		3,270		3,270		145,305				1,392	10/25/2034	1.A FM
..70069F-AZ-0	Park Place Securities Inc RMBS Ser 2004-WCW2 CI M3 4.134% 10/25/34		09/26/2022	Paydown		120,706	120,706	106,712	117,989		2,717		2,717		120,706				1,625	10/25/2034	1.D FM
..70069F-DM-6	Park Place Securities Inc RMBS Ser 2004-WWF1 CI M4 4.734% 12/25/34		07/25/2022	Paydown		188,534	188,534	181,523	187,678		.857		.857		188,534				2,466	12/25/2034	1.A FM
..70069F-DM-6	Park Place Securities Inc RMBS Ser 2004-WWF1 CI M4 4.734% 12/25/34		09/26/2022	Paydown		339,381	339,381	326,760	337,839		1,542		1,542		339,381				5,861	12/25/2034	1.D FM
..70163#-AA-0	Parliament Funding (Owl Rock) Nt 5.035% 07/15/30		09/08/2022	Redemption	100.0000		2,742,857	2,742,857	2,271,429						2,742,857				80,269	07/15/2030	1.G PL
..70176#-AA-7	Parmer 31 (Austin TX) CTL Pass CTL Ser A1 3.470% 01/15/32		09/15/2022	Redemption	100.0000		263,337	265,312	264,699		(1,362)		(1,362)		263,337				6,093	01/15/2032	1.F
..718172-AT-6	Philip Morris Intl Inc Sr Nt 2.500% 08/22/22		08/22/2022	Maturity		1,000,000	1,000,000	928,210	994,002		5,998		5,998		1,000,000				25,000	08/22/2022	1.F FE
..720198-AC-4	Piedmont Operating Partnership Sr Nt 3.400% 06/01/23		09/19/2022	Us Bancorp Investments Inc		4,961,350	5,000,000	4,642,250	4,935,466		32,430		32,430		4,967,896		(6,546)	(6,546)	136,944	06/01/2023	2.B FE
..73019#-AA-0	PNC Equip Finc LLC LBASS Priv PI Nt Ser A 3.000% 09/13/27		09/13/2022	Redemption	100.0000		290,287	290,287	290,287						290,287				8,709	09/13/2027	1.D
..73019#-AB-8	PNC Equip Finc LLC LBASS Priv PI Nt Ser B 3.000% 09/13/27		09/13/2022	Redemption	100.0000		209,713	209,713	209,713						209,713				6,291	09/13/2027	1.D
..74041C-AA-7	Preferred Term Sec Ltd VI LBASS Flt Rt Nt CI A-1 4.045% 09/26/34		09/26/2022	Paydown		700,650	700,650	545,071	593,705		106,945		106,945		700,650				8,878	09/26/2034	1.A FE

STATEMENT AS OF SEPTEMBER 30, 2022 OF THE NATIONWIDE MUTUAL INSURANCE COMPANY

SCHEDULE D - PART 4

Show All Long-Term Bonds and Stock Sold, Redeemed or Otherwise Disposed of During the Current Quarter

1	2	3	4	5	6	7	8	9	10	Change In Book/Adjusted Carrying Value					16	17	18	19	20	21	22
										11	12	13	14	15							
CUSIP Identification	Description	For- eign	Disposal Date	Name of Purchaser	Number of Shares of Stock	Consid- eration	Par Value	Actual Cost	Prior Year Book/ Adjusted Carrying Value	Unrealized Valuation Increase/ (Decrease)	Current Year's (Amor- tization)/ Accretion	Current Year's Other Than Temporary Impairment Recogn- ized	Total Change in Book/ Adjusted Carrying Value (11 + 12 - 13)	Total Foreign Exchange Change in Book /Adjusted Carrying Value	Book/ Adjusted Carrying Value at Disposal Date	Foreign Exchange Gain (Loss) on Disposal	Realized Gain (Loss) on Disposal	Total Gain (Loss) on Disposal	Bond Interest/ Stock Dividends Received During Year	Stated Con- tractual Maturity Date	NAIC Desig- nation, NAIC Desig- nation Modifier and SVO Admini- strative Symbol
74041N-AA-3	Preferred Term Sec Ltd VI LBASS Sec Nt 4.227% 12/24/33		09/26/2022	Paydown		405,219	405,219	349,542	370,844		34,575		34,575		405,219				5,490	12/24/2033	1.A FE
74041N-AL-9	Preferred Term Sec Ltd VI LBASS Ltd Ser XL CII A-1 4.057% 12/24/33		09/26/2022	Paydown		303,914	303,914	199,064	245,314		58,600		58,600		303,914				3,721	12/24/2033	1.A FE
74042E-AA-2	Preferred Term Sec Ltd LBASS XVII Sr Nt Ser A-1 3.883% 06/23/35		09/23/2022	Redemption 100.0000		832,504	832,504	636,866	703,867		128,637		128,637		832,504				10,013	06/23/2035	1.B FE
74042H-AA-5	Preferred Term Sec Ltd LBASS XIX Fit Rt Nt 3.643% 12/22/35		09/22/2022	Paydown		25,114	25,114	17,136	19,804		5,309		5,309		25,114				250	12/22/2035	1.A FE
74042J-AA-1	Preferred Term Sec Ltd LBASS XXI Nt Ser A-1 PTP 3.643% 03/22/38		09/22/2022	Redemption 100.0000		184,688	184,688	140,825	154,036		30,653		30,653		184,688				1,839	03/22/2038	1.A FE
74042W-AA-2	Preferred Term Sec Ltd LBASS Fit Rt Nt CI A-1 PTP 3.863% 09/23/35		09/23/2022	Paydown		161,263	161,263	113,691	130,197		31,067		31,067		161,263				1,642	09/23/2035	1.C FE
74043A-AC-5	Preferred Term Sec Ltd LBASS XXIII Nt Ser A-FP PTP 3.493% 12/22/36		09/22/2022	Paydown		1,011	1,011	665	853		158		158		1,011				9	12/22/2036	1.B FE
74160M-KU-5	Prime Mortgage Tr RMBS Ser 2005-4 CI 2A9 5.500% 10/25/35		09/01/2022	Paydown		537	1,718	1,399	1,506		35		35		1,541		(1,005)	(1,005)	60	10/25/2035	1.D FM
74924D-AA-7	Residential Accredit Loans Inc RMBS Ser 2007-QS10 CI A1 6.500% 09/25/37		09/01/2022	Paydown		45,824	64,687	46,858	46,858						46,858		(1,033)	(1,033)	2,795	09/25/2037	1.D FM
75524R-AA-7	RBS Citizens Financial Grp Inc Sr Nt 4.150% 09/28/22		09/28/2022	Maturity		5,000,000	5,000,000	5,073,400	5,008,986		(8,986)		(8,986)		5,000,000				207,500	09/28/2022	2.B FE
75973L-AA-6	Renew LBASS Ser 2017-1A CI A 3.670% 09/20/52		09/29/2022	Paydown		94,173	94,173	94,149	94,155		18		18		94,173				4,038	09/20/2052	1.A FE
75975B-AA-6	Renew LBASS Ser 2021-1 CI A 2.060% 11/20/56		09/29/2022	Paydown		546,825	546,825	546,743	546,745		80		80		546,825				12,192	11/20/2056	1.A FE
76111B-HD-3	Residential Accredit Loans Inc RMBS Ser 2005-QS13 CI 2A4 5.750% 09/25/35		09/01/2022	Paydown		23,900	48,912	40,371	40,371						40,371		(16,471)	(16,471)	1,834	09/25/2035	1.D FM
780153-AU-6	Royal Caribbean Cruises Ltd Hgh Yld Bd 5.250% 11/15/22		09/25/2022	Call 100.2449		5,557,549	5,543,970	5,767,734	5,574,323		(25,473)		(25,473)		5,548,851		(4,881)	(4,881)	264,212	11/15/2022	4.B FE
78442G-GG-5	SLM Student Loan Tr LBASS Ser 2003-4 CI A5D 4.043% 03/15/33		09/15/2022	Paydown		86,707	86,707	87,781	86,629		79		79		86,707				1,127	03/15/2033	2.C FE
785811-AA-8	SACO I Tr RMBS Ser 2006-5 CI 1A 3.384% 04/25/36		07/25/2022	Paydown		6,556	5,234	1,806	1,806						1,806		4,750	4,750	68	04/25/2036	1.A FM
785811-AA-8	SACO I Tr RMBS Ser 2006-5 CI 1A 3.384% 04/25/36		09/26/2022	Paydown		7,301	7,165	2,472	2,473						2,473		4,828	4,828	65	04/25/2036	1.D FM
80386W-AB-1	Sasol Financing USA LLC Sr Nt 6.500% 09/27/28		08/01/2022	Direct		1,896,050	1,995,000	2,194,495	2,156,913	26,671	(14,688)		11,983		2,168,895		(272,845)	(272,845)	109,944	09/27/2028	3.B FE
80386W-AC-9	Sasol Financing USA LLC Sr Nt 4.375% 09/18/26		08/16/2022	Direct		546,150	590,000	600,150	592,064	6,767	(1,411)		5,356		597,420		(51,270)	(51,270)	23,248	09/18/2026	3.B FE
81725W-AG-8	Sensata Technologies BV Sr Nt 4.875% 10/15/23		09/28/2022	Call 101.0000		3,535,000	3,500,000	3,447,500	3,488,138		4,780		4,780		3,492,918		7,082	7,082	197,568	10/15/2023	3.C FE
83612M-AF-4	Soundview Home Eq Loan Tr RMBS Ser 2006-WF2 CI M1 3.414% 12/25/36		07/25/2022	Paydown		439,055	439,055	426,913	437,332		1,723		1,723		439,055				2,362	12/25/2036	1.A FM
83612M-AF-4	Soundview Home Eq Loan Tr RMBS Ser 2006-WF2 CI M1 3.414% 12/25/36		09/26/2022	Paydown		1,010,678	1,010,678	982,726	1,006,711		3,967		3,967		1,010,678				9,194	12/25/2036	1.D FM
86358E-CL-8	Structured Asset Inv Ln Tr RMBS Ser 2003-BC6 CI M1 4.209% 07/25/33		07/25/2022	Paydown		39,495	39,495	36,295	38,748		747		747		39,495				396	07/25/2033	1.A FM
86358E-CL-8	Structured Asset Inv Ln Tr RMBS Ser 2003-BC6 CI M1 4.209% 07/25/33		09/26/2022	Paydown		229,329	229,329	210,752	224,992		4,337		4,337		229,329				3,567	07/25/2033	1.D FM
86358E-EK-8	Structured Asset Inv Ln Tr RMBS Ser 2003-BC11 CL A3 4.034% 10/25/33		07/25/2022	Paydown		160,808	160,808	161,057	160,991		(183)		(183)		160,808				1,447	10/25/2033	1.A FM
86358E-EK-8	Structured Asset Inv Ln Tr RMBS Ser 2003-BC11 CL A3 4.034% 10/25/33		09/25/2022	Paydown		273,586	273,586	274,011	273,898		(312)		(312)		273,586				3,443	10/25/2033	1.D FM
86358E-HQ-2	Structured Asset Inv Ln Tr RMBS Ser 2004-4 CI A4 3.884% 04/25/34		07/25/2022	Paydown		71,817	71,817	66,745	68,538		3,279		3,279		71,817				583	04/25/2034	1.A FM

STATEMENT AS OF SEPTEMBER 30, 2022 OF THE NATIONWIDE MUTUAL INSURANCE COMPANY

SCHEDULE D - PART 4

Show All Long-Term Bonds and Stock Sold, Redeemed or Otherwise Disposed of During the Current Quarter

1	2	3	4	5	6	7	8	9	10	Change In Book/Adjusted Carrying Value					16	17	18	19	20	21	22
										11	12	13	14	15							
CUSIP Ident- ification	Description	For- eign	Disposal Date	Name of Purchaser	Number of Shares of Stock	Consid- eration	Par Value	Actual Cost	Prior Year Book/ Adjusted Carrying Value	Unrealized Valuation Increase/ (Decrease)	Current Year's (Amor- tization)/ Accretion	Current Year's Other Than Temporary Impairment Recog- nized	Total Change in Book/ Adjusted Carrying Value (11 + 12 - 13)	Total Foreign Exchange Change in Book /Adjusted Carrying Value	Book/ Adjusted Carrying Value at Disposal Date	Foreign Exchange Gain (Loss) on Disposal	Realized Gain (Loss) on Disposal	Total Gain (Loss) on Disposal	Bond Interest/ Stock Dividends Received During Year	Stated Con- tractual Maturity Date	NAIC Desig- nation, NAIC Desig- nation Modifier and SVO Admini- strative Symbol
..86358E-HQ-2	Structured Asset Inv Ln Tr RMBS Ser 2004-4 CI A4 3.884% 04/25/34		09/26/2022	Paydown		117,583	117,583	109,278	112,214		5,368		5,368		117,583				1,490	04/25/2034	1.D FM
..86358E-LS-3	Structured Asset Inv Ln Tr RMBS Ser 2004 CI A8 4.084% 09/25/34		07/25/2022	Paydown		5,630	5,630	5,625	5,626		4		4		5,630				52	09/25/2034	1.A FM
..86358E-LS-3	Structured Asset Inv Ln Tr RMBS Ser 2004 CI A8 4.084% 09/25/34		09/26/2022	Paydown		18,946	18,946	18,929	18,933		13		13		18,946				271	09/25/2034	1.D FM
..86359B-JU-6	Structured Asset Sec Corp RMBS Ser 2004-6XS CI A6 5.130% 03/25/34		07/01/2022	Paydown		29	29	29	29						29				1	03/25/2034	1.A FM
..86359B-JU-6	Structured Asset Sec Corp RMBS Ser 2004-6XS CI A6 5.130% 03/25/34		09/01/2022	Paydown		30	30	30	30						30				1	03/25/2034	1.D FM
..86359U-AE-9	Structured Asset Sec Corp RMBS Ser 2006-OPT1 CI A5 3.344% 04/25/36		07/25/2022	Paydown		32,561	32,561	31,079	31,929		632		632		32,561				162	04/25/2036	1.A FM
..86359U-AE-9	Structured Asset Sec Corp RMBS Ser 2006-OPT1 CI A5 3.344% 04/25/36		09/26/2022	Paydown		101,332	101,332	96,719	99,367		1,965		1,965		101,332				891	04/25/2036	1.D FM
..86765L-AU-1	Sunoco Finance Corp Sr Nt 4.500% 04/30/30		07/19/2022	Tax Free Exchange Redemption 100.0000		1,637,025	1,787,000	1,635,410	354,000		1,615		1,615		1,637,025				26,054	04/30/2030	3.B FE
..89054X-AD-7	Topaz Solar Farms LLC Nt 4.875% 09/30/39		09/30/2022			238,826	238,826	239,895	239,844		(1,018)		(1,018)		238,826				11,420	09/30/2039	3.B FE
..89173U-AA-5	Towd Point Mortgage Tr RMBS Ser 2017-4 CI A1 2.750% 06/25/57		09/01/2022	Paydown		385,218	385,218	400,025	395,362		(10,144)		(10,144)		385,218				6,929	06/25/2057	1.A
..89175M-AA-1	Towd Point Mortgage Tr RMBS Ser 2018-3 CI A1 3.750% 05/25/58		09/01/2022	Paydown		691,640	691,640	714,835	709,242		(17,602)		(17,602)		691,640				17,342	05/25/2058	1.A
..89176L-AL-8	Towd Point Mortgage Tr RMBS Ser 2018-6 CI A1 3.750% 03/25/58		09/01/2022	Paydown		54,441	54,441	58,431	57,005		(2,564)		(2,564)		54,441				1,354	03/25/2058	1.A
..89176V-AA-0	Towd Point Mortgage Trust RMBS Ser 2018-5 CI A1 3.250% 07/25/58		09/01/2022	Paydown		1,020,693	1,020,693	1,095,969	1,075,274		(54,581)		(54,581)		1,020,693				21,771	07/25/2058	1.A
..89178B-AA-2	Towd Point Mortgage Tr RMBS Ser 2019-4 CI A1 2.900% 07/25/59		09/01/2022	Paydown		809,558	809,558	852,358	840,560		(31,002)		(31,002)		809,558				15,477	07/25/2059	1.A
..89179J-AA-4	Towd Point Mortgage Tr RMBS Ser 2020-4 CI A1 1.750% 10/25/60		09/01/2022	Paydown JP Morgan Securities LLC		410,175	410,175	417,935	416,610		(6,435)		(6,435)		410,175				4,730	10/25/2060	1.A
..89469A-AD-6	TreeHouse Foods Inc Sr Nt 4.000% 09/01/28		08/31/2022			3,945,338	4,664,000	4,608,731	4,478,196	132,558	4,637		137,195		4,615,390		(670,053)	(670,053)	186,079	09/01/2028	5.A FE
..89612L-AA-4	Tricon American Homes RMBS Ser 2019-SFR1 CI A 2.750% 03/17/38		07/01/2022	Paydown		22,574	22,574	22,838	22,732		(158)		(158)		22,574				362	03/17/2038	1.A FE
..89613F-AA-6	Tricon American Homes RMBS Ser 2017-SFR2 CI A 2.928% 01/17/36		09/01/2022	Paydown		134,629	134,629	138,590	136,764		(2,135)		(2,135)		134,629				2,836	01/17/2036	1.A FE
..90269P-AA-9	UBS-BofA Merrill Lynch Tr CMBS Ser 2012-HRMI CI A 3.663% 06/10/30		07/15/2022	Paydown															25,893	06/10/2030	1.A FM
..90363B-AA-8	USTA Natl Tennis Ctr Inc Sr Sec Nt Ser A 3.110% 09/08/24		07/08/2022	Redemption 100.0000		533,836	533,836	533,836	533,836						533,836				16,602	09/08/2024	1.G FE
..904764-BG-1	Unilever Cap Corp Sr Nt 3.250% 03/07/24		08/23/2022	Various		7,972,240	8,000,000	7,947,529	7,975,873		6,944		6,944		7,982,817		(10,577)	(10,577)	251,333	03/07/2024	1.E FE
..90931E-AA-2	United Air Lines LBASS EETC Ser 2019-1 CI A PTT 4.550% 02/25/33		08/25/2022	Redemption 100.0000		17,303	17,303	18,384	18,313		(1,010)		(1,010)		17,303				787	02/25/2033	2.B FE
..90931V-AA-4	United Air Lines PTC Ser 2018-1 A 3.700%		09/01/31	Various		223,043	223,043	223,043	223,043						223,043				8,253	09/01/2031	2.B FE
..90932V-AA-3	United Air PTC Ser 2020-1 CI B PTT 4.875% 01/15/26		07/15/2022	Redemption 100.0000		68,000	68,000	71,806	71,571		(3,571)		(3,571)		68,000				2,486	01/15/2026	2.C FE
..910637-N#-0	United Illuminating Co Sr Nt Ser A 6.260% 09/05/22		09/05/2022	Maturity		14,000,000	14,000,000	15,182,720	14,471,014		(471,014)		(471,014)		14,000,000				878,834	09/05/2022	1.G
..92539N-AA-4	Versus Securitization Trust RMBS Ser 22-7 CI A1 5.152% 07/25/67		09/01/2022	Paydown		70,955	70,955	70,954			1		1		70,955				441	07/25/2067	1.A FE
..92837D-AA-5	Visio RMBS Ser 2019-2 CI A1 2.722% 11/25/54		09/01/2022	Paydown		119,122	119,122	119,105	119,032		90		90		119,122				2,052	11/25/2054	1.A
..92837K-AA-9	Visio RMBS Ser 2020-1 CI A1 1.545% 08/25/55		09/01/2022	Paydown		553,154	553,154	553,146	552,885		269		269		553,154				5,709	08/25/2055	1.A FE

STATEMENT AS OF SEPTEMBER 30, 2022 OF THE NATIONWIDE MUTUAL INSURANCE COMPANY

SCHEDULE D - PART 4

Show All Long-Term Bonds and Stock Sold, Redeemed or Otherwise Disposed of During the Current Quarter

1	2	3	4	5	6	7	8	9	10	Change In Book/Adjusted Carrying Value					16	17	18	19	20	21	22
										11	12	13	14	15							
CUSIP Identification	Description	For- eign	Disposal Date	Name of Purchaser	Number of Shares of Stock	Consid- eration	Par Value	Actual Cost	Prior Year Book/ Adjusted Carrying Value	Unrealized Valuation Increase/ (Decrease)	Current Year's (Amor- tization)/ Accretion	Current Year's Other Than Temporary Impairment Recogn- ized	Total Change in Book/ Adjusted Carrying Value (11 + 12 - 13)	Total Foreign Exchange Change in Book /Adjusted Carrying Value	Book/ Adjusted Carrying Value at Disposal Date	Foreign Exchange Gain (Loss) on Disposal	Realized Gain (Loss) on Disposal	Total Gain (Loss) on Disposal	Bond Interest/ Stock Dividends Received During Year	Stated Con- tractual Maturity Date	NAIC Desig- nation, NAIC Desig- nation Modifier and SVO Admini- strative Symbol
92837U-AA-7	Visio RMBS Ser 2021-1R CI A1 1.280% 05/25/56		09/01/2022	Paydown		307,065	307,065	307,063	306,976		89		89		307,065				2,523	05/25/2056	1.A FE
92837U-AB-5	Visio RMBS Ser 2021-1R CI A2 1.484% 05/25/56		09/01/2022	Paydown		117,836	117,836	117,835	117,796		40		40		117,836				1,123	05/25/2056	1.C FE
92837U-AC-3	Visio RMBS Ser 2021-1R CI A3 1.688% 05/25/56		09/01/2022	Paydown		76,948	76,948	76,947	76,918		30		30		76,948				834	05/25/2056	1.G FE
92838C-AA-6	Visio RMBS Ser 2022-1 CI A1 5.759% 08/25/57		09/01/2022	Paydown		261,089	261,089	261,085			4		4		261,089				1,886	08/25/2057	1.A FE
92938E-AT-0	WFRBS Commercial Mtg Tr CMBS Ser 2013-C16 CI ASB 3.963% 07/15/46		09/01/2022	Paydown		383,788	383,788	395,299	384,645		(857)		(857)		383,788				10,646	07/15/2046	1.A
92939K-AF-5	WFRBS Commercial Mtg Tr CMBS Ser 2014-C24 CI ASB 3.324% 11/15/47		09/01/2022	Paydown Redemption	100.0000	202,964	202,964	204,633	203,923		(960)		(960)		202,964				4,486	11/15/2047	1.A
931899-9A-8	Walkers SPV Nt 3.084% 09/14/23		08/25/2022			435,914	435,914				435,914		435,914		435,914				1,331	09/14/2023	6. *
93362F-AB-9	Washington Mutual Mtg RMBS Ser 2006-ARB CI 1A2 3.676% 08/25/46		09/01/2022	Paydown		29,486	29,462	26,283	26,283						26,283		3,203	3,203	561	08/25/2046	1.D FM
93363E-AB-1	Washington Mutual Mtg RMBS Ser 2006-AR10 CI 1A2 3.719% 09/25/36		09/01/2022	Paydown		2,317	2,344	2,347	2,152	192			192		2,344		(27)	(27)	49	09/25/2036	1.D FM
93363N-AA-3	Washington Mutual Mtg RMBS Ser 2006-AR12 CI 1A1 3.162% 10/25/36		09/01/2022	Paydown		5,154	4,912	4,926	4,611	308			308		4,918		236	236	115	10/25/2036	1.D FM
93363P-AA-8	Washington Mutual Mtg RMBS Ser 2006-AR14 CI 1A1 2.609% 11/25/36		09/01/2022	Paydown		3,911	3,827	3,512	3,512						3,512		399	399	68	11/25/2036	1.D FM
939348-AE-8	Washington Mutual MSC Mtg PT RMBS Ser 2007-HY2 CI 2A2 2.858% 04/25/37		09/01/2022	Paydown		89,264	93,354	71,761	71,761						71,761		17,503	17,503	1,688	04/25/2037	1.D FM
94106L-BA-6	Waste Management Inc Sr Nt 3.125% 03/01/25		07/08/2022	Raymond James USA Ltd		4,947,450	5,000,000	4,978,700	4,992,542		1,186		1,186		4,993,727		(46,277)	(46,277)	134,983	03/01/2025	2.A FE
94106L-BL-2	Waste Management Inc Sr Nt 0.750% 11/15/25		09/27/2022	Bank of America BLSO Dealer		2,641,290	3,000,000	2,719,320			17,019		17,019		2,736,339		(95,049)	(95,049)	8,375	11/15/2025	2.A FE
948741-AH-6	Weingarten Realty Inv Sr Nt 3.375% 10/15/22		09/07/2022	Various		5,000,000	5,000,000	5,050,517	5,014,124		(12,140)		(12,140)		5,001,985		(1,985)	(1,985)	165,000	10/15/2022	2.A FE
94978#-AT-4	Wells Fargo Bank Northwest NA CTL Ser 2002 CI 20 6.650% 08/01/27		09/01/2022	Redemption	100.0000	45,690	45,690	45,690	45,690						45,690				2,009	08/01/2027	2.B
94978#-AU-1	Wells Fargo Bank Northwest NA CTL MIRA Ls Bkd Ln 7.380% 05/15/32		09/15/2022	Redemption	100.0000	50,357	50,357	52,723	51,425		(1,068)		(1,068)		50,357				2,479	05/15/2032	1.B
94978#-AX-5	Wells Fargo Bank Northwest NA CTL CVS Corp 6.640% 10/10/24		09/10/2022	Redemption	100.0000	86,061	86,061	86,061	86,061						86,061				3,811	10/10/2024	2.B
94978#-BC-0	Wells Fargo Bank Northwest NA CTL 6.599% 11/01/22		09/01/2022	Redemption	100.0000	212,634	212,634	212,634	212,634						212,634				9,369	11/01/2022	3.B
94989E-AF-4	Wells Fargo Comm Mtg Tr CMBS Ser 2015-LC20 CI ASB 2.978% 04/15/50		09/01/2022	Paydown		781,159	781,159	791,656	782,956		(1,797)		(1,797)		781,159				15,471	04/15/2050	1.A
94989J-BA-3	Wells Fargo Comm Mtg Tr CMBS Ser 2015-C28 CI ASB 3.306% 05/15/48		09/01/2022	Paydown		351,889	351,889	362,128	354,056		(2,167)		(2,167)		351,889				8,162	05/15/2048	1.A
94989V-AE-9	Wells Fargo Comm Mtg Tr CMBS Ser 2015-NXS3 CI ASB 3.371% 09/15/57		09/01/2022	Paydown		437,993	437,993	451,115	441,002		(3,009)		(3,009)		437,993				11,794	09/15/2057	1.A
95000C-BC-6	Wells Fargo Comm Mtg Tr CMBS Ser 2016-NXS5 CI ASB 3.382% 01/15/59		09/01/2022	Paydown		883,606	883,606	910,107	890,541		(6,935)		(6,935)		883,606				19,848	01/15/2059	1.A
95000D-BE-0	Wells Fargo Comm Mtg Tr CMBS Ser 2016-C34 CI ASB 2.911% 05/15/49		09/01/2022	Paydown		259,985	259,985	265,397	261,461		(1,476)		(1,476)		259,985				5,029	05/15/2049	1.A
95000J-AW-8	Wells Fargo Comm Mtg Tr CMBS Ser 2016-LC25 CI ASB 3.486% 12/15/59		09/01/2022	Paydown		1,002,659	1,002,659	1,030,826	1,011,275		(8,616)		(8,616)		1,002,659				23,237	12/15/2059	1.A
96950F-AQ-7	Williams Partners LP Sr Nt 3.900% 01/15/25		09/08/2022	Barclays Capital Inc		3,941,280	4,000,000	3,991,000	3,996,260		822		822		3,997,082		(55,802)	(55,802)	180,700	01/15/2025	2.B FE
97786#-AJ-1	Wolseley Cap Inc(Ferguson plc) Sr Nt 3.430% 09/01/22		09/01/2022	Maturity		20,000,000	20,000,000	20,524,000	20,322,924		(322,924)		(322,924)		20,000,000				686,000	09/01/2022	2.A FE

STATEMENT AS OF SEPTEMBER 30, 2022 OF THE NATIONWIDE MUTUAL INSURANCE COMPANY

SCHEDULE D - PART 4

Show All Long-Term Bonds and Stock Sold, Redeemed or Otherwise Disposed of During the Current Quarter

1	2	3	4	5	6	7	8	9	10	Change In Book/Adjusted Carrying Value					16	17	18	19	20	21	22
										11	12	13	14	15							
CUSIP Ident- ification	Description	For- eign	Disposal Date	Name of Purchaser	Number of Shares of Stock	Consid- eration	Par Value	Actual Cost	Prior Year Book/ Adjusted Carrying Value	Unrealized Valuation Increase/ (Decrease)	Current Year's (Amor- tization)/ Accretion	Current Year's Other Than Temporary Impairment Recogn- ized	Total Change in Book/ Adjusted Carrying Value (11 + 12 - 13)	Total Foreign Exchange Change in Book /Adjusted Carrying Value	Book/ Adjusted Carrying Value at Disposal Date	Foreign Exchange Gain (Loss) on Disposal	Realized Gain (Loss) on Disposal	Total Gain (Loss) on Disposal	Bond Interest/ Stock Dividends Received During Year	Stated Con- tractual Maturity Date	NAIC Desig- nation, NAIC Desig- nation Modifier and SVO Admini- strative Symbol
..988462-AA-5	Yukon IV Sr Nt 6.000% 12/31/31		07/20/2022	Redemption 100.0000		7,026,538	7,026,538	7,026,538							7,026,538					12/31/2031	1.G PL
..00908P-AA-5	Air Canada LBASS EETC Ser 2017-1AA 3.300% 07/15/31	A	07/15/2022	Various		76,800	76,800	76,800	76,800						76,800				2,534	07/15/2031	1.F FE
..00908P-AB-3	Air Canada LBASS PTT Ser 2017-1A 3.550% 07/15/31	A	07/15/2022	Various		79,923	79,923	78,616	78,663		1,261		1,261		79,923				2,837	07/15/2031	2.A FE
..009090-AB-7	Air Canada LBASS EETC Ser 2015-1B 3.875% 03/15/23	A	09/15/2022	Various		153,736	153,736	151,814	153,221		515		515		153,736				5,957	03/15/2023	2.B FE
..000000-00-0	Turkiye Vakiiflar Bankasi Sr Nt 6.500% 01/08/26	D	09/16/2022	Direct		1,308,125	1,495,000	1,453,043			5,725		5,725		1,458,769		(150,644)	(150,644)	68,023	01/08/2026	4.C FE
..000000-00-0	Pampa Energia SA Sr Nt 7.500% 01/24/27	D	08/12/2022	Direct		299,844	358,000	312,391			3,159		3,159		315,550		(15,706)	(15,706)	13,816	01/24/2027	5.A FE
..000000-00-0	Continuum Energy Levante Nt 4.500% 02/09/27	D	08/09/2022	Redemption 100.0000		55,969	55,969	52,054			3,915		3,915		55,969				1,259	02/09/2027	3.B FE
..000000-00-0	C&W Senior Financing DAC Sr Nt 6.875% 09/15/27	D	08/04/2022	Direct		662,150	750,000	794,338	780,189	1,814	(6,223)		(4,409)		775,780		(113,630)	(113,630)	53,382	09/15/2027	4.A FE
..000000-00-0	DTEK Finance PLC Sr Nt 7.000% 12/31/27	D	07/29/2022	Redemption 100.0000		4,384	4,384	2,787	2,398	467	1,519		1,986		4,384				132	12/31/2027	6. FE
..000000-00-0	CSN Islands XI Corp Sr Nt 6.750% 01/28/28	D	08/12/2022	Direct		197,000	200,000	209,400			(1,092)		(1,092)		208,308		(11,308)	(11,308)	7,425	01/28/2028	3.B FE
..000000-00-0	VTR Finance BV Sr Nt 6.375% 07/15/28	D	08/04/2022	Direct		539,400	930,000	943,170			(1,628)		(1,628)		941,542		(402,142)	(402,142)	33,432	07/15/2028	4.A FE
..000000-00-0	Sands China LTD Sr Nt 3.100% 03/08/29	D	08/16/2022	Tax Free Exchange		1,255,283	1,693,000	1,250,975			4,308		4,308		1,255,283				23,034	03/08/2029	3.A FE
..000000-00-0	Klabin Austria GMBH Sr Nt 5.750% 04/03/29	D	08/24/2022	Direct		636,938	645,000	687,761			(2,786)		(2,786)		684,975		(48,038)	(48,038)	33,276	04/03/2029	3.A FE
..000000-00-0	Global Bank Corporation Sr Nt 5.250% 04/16/29	D	08/18/2022	Direct		703,345	750,000	792,421	776,808	13,053	(3,462)		9,591		786,399		(83,054)	(83,054)	32,492	04/16/2029	3.A FE
..000000-00-0	Ultrapar Intl SA Sr Nt 5.250% 06/06/29	D	07/29/2022	Call 0.0000											(22,639)				06/06/2029	3.A FE	
..000000-00-0	Klabin Austria GMBH Sr Nt 3.200% 01/12/31	D	08/24/2022	Direct		675,000	845,000	741,043			5,025		5,025		746,068		(71,068)	(71,068)	16,746	01/12/2031	3.A FE
..000000-00-0	Minerva Luxembourg SA Sr Nt 4.375% 03/18/31	D	07/01/2022	Direct		246,330	306,000	283,050			795		795		283,845		(37,515)	(37,515)	10,710	03/18/2031	3.B FE
..000000-00-0	Sands China LTD Sr Nt 3.750% 08/08/31	D	08/10/2022	Tax Free Exchange		865,150	1,130,000	864,450			700		700		865,150				18,716	08/08/2031	3.A FE
..00775C-AB-2	Aegea Finance Sarl Sr Nt 6.750% 05/20/29	D	08/18/2022	Direct		240,900	240,000	236,698			110		110		236,807		4,093	4,093	4,770	05/20/2029	3.B FE
..11042A-AA-2	British Airways Plc EETC 4.625% 06/20/24	D	09/20/2022	Various		556,951	556,951	563,323	558,491		(1,540)		(1,540)		556,951				19,319	06/20/2024	1.F FE
..11042C-AA-8	British Airways PTC Ser 2021-1 A PPT 2.900% 09/15/35	C	09/15/2022	Redemption 100.0000		37,436	37,436	36,694	30,362		751		751		37,436				762	09/15/2035	1.F FE
..11042C-AB-6	British Airways PTC Ser 2021-1 B PPT 2nd Lien 3.900% 09/15/31	C	09/15/2022	Redemption 100.0000		69,422	69,422	70,637	70,554		(1,132)		(1,132)		69,422				2,031	09/15/2031	2.B FE
..11042T-AA-1	British Airways Plc EETC 3.800% 09/20/31	C	09/20/2022	Various		38,072	38,072	38,072	38,072						38,072				1,085	09/20/2031	1.F FE
..18452N-AB-0	Clean Renewable Power 1st Lien 4.250% 03/25/27	D	08/15/2022	Direct		418,644	490,000	490,000	490,000						490,000		(71,356)	(71,356)	18,627	03/25/2027	3.C FE
..22113A-AB-1	Cosan Ltd Sr Nt 5.500% 09/20/29	D	07/06/2022	Direct		433,038	470,000	469,939	470,000						470,000		(36,962)	(36,962)	20,680	09/20/2029	3.C FE
..423012-AF-0	Heineken NV Sr Nt 3.500% 01/29/28	C	08/09/2022	Barclays Capital Inc		2,932,590	3,000,000	2,985,558	2,988,182		1,077		1,077		2,989,259		(56,669)	(56,669)	108,500	01/29/2028	2.A FE
..47972F-AA-9	Silknet JSC Sr Nt 8.375% 01/31/27	D	08/02/2022	Direct		725,800	773,300	772,121	760,000		(1,179)		(1,179)		772,121		(46,321)	(46,321)	32,532	01/31/2027	4.B FE
..714264-AH-1	Pernod Ricard SA Sr Nt 4.250% 07/15/22	D	07/15/2022	Maturity		4,800,000	4,800,000	5,271,720	4,845,021		(45,021)		(45,021)		4,800,000				204,000	07/15/2022	2.A FE
..71677W-AA-0	Petrorio Luxembourg SARL Sr Nt 6.125% 06/09/26	D	09/30/2022	Direct		569,400	630,000	630,000	626,982	3,018			3,018		630,000		(60,600)	(60,600)	31,620	06/09/2026	4.A FE
..90352J-AE-3	UBS Grp Fdg Switzerland Sr Nt 2.859% 08/15/23	D	08/15/2022	Call 100.0000		14,000,000	14,000,000	13,999,582	13,999,880		45		45		13,999,925		75	75	400,260	08/15/2023	1.G FE
..A3158#-AB-5	Hofer Financial Services GmbH Sr Nt Ser B 3.080% 07/25/22	D	07/25/2022	Maturity		18,000,000	18,000,000	18,000,000	18,000,000						18,000,000				554,400	07/25/2022	1.G PL
..BJ1622-56-9	Lukoil Securities BV Sr Nt 3.875% 05/06/30	D	08/25/2022	Direct		3,360,500	4,700,000	5,029,000	5,019,855		(22,478)		(22,478)		4,997,377		(1,636,877)	(1,636,877)	149,241	05/06/2030	6. *
..G6764#-AA-0	Omega Leasing Ltd Sr Nt Ser 9 2.400% 10/12/26	D	07/12/2022	Redemption 100.0000		526,316	526,316	526,316	501,878	24,438			24,438		526,316				9,474	10/12/2026	3.C
..G6764#-AA-2	Omega Leasing No. 12 Sr Sec Nt (Rolls Royce PLC) 2.960% 04/12/27	D	07/12/2022	Redemption 100.0000		390,562	390,562	390,562	375,857	14,705			14,705		390,562				8,670	04/12/2027	3.C

STATEMENT AS OF SEPTEMBER 30, 2022 OF THE NATIONWIDE MUTUAL INSURANCE COMPANY

SCHEDULE D - PART 4

Show All Long-Term Bonds and Stock Sold, Redeemed or Otherwise Disposed of During the Current Quarter

1	2	3	4	5	6	7	8	9	10	Change In Book/Adjusted Carrying Value					16	17	18	19	20	21	22
										11	12	13	14	15							
CUSIP Identification	Description	For- eign	Disposal Date	Name of Purchaser	Number of Shares of Stock	Consid- eration	Par Value	Actual Cost	Prior Year Book/ Adjusted Carrying Value	Unrealized Valuation Increase/ (Decrease)	Current Year's (Amor- tization)/ Accretion	Current Year's Other Than Temporary Impairment Recogn- ized	Total Change in Book/ Adjusted Carrying Value (11 + 12 - 13)	Total Foreign Exchange Change in Book /Adjusted Carrying Value	Book/ Adjusted Carrying Value at Disposal Date	Foreign Exchange Gain (Loss) on Disposal	Realized Gain (Loss) on Disposal	Total Gain (Loss) on Disposal	Bond Interest/ Stock Dividends Received During Year	Stated Con- tractual Maturity Date	NAIC Desig- nation, NAIC Desig- nation Modifier and SVO Admini- strative Symbol
..M8903B-AS-1	Turkcell Iletisim Hizmet Sr Nt 5.800% 04/11/28	D	07/26/2022	Direct		861,662	1,118,000	1,082,624			2,094		2,094		1,084,718		(223,056)	(223,056)	50,258	04/11/2028	4.A FE
..M8903B-AS-1	Turkcell Iletisim Hizmet Sr Nt 5.800% 04/11/28	D	08/17/2022	Direct		566,090	717,000	677,546	325,247	3,805	2,578		6,383		684,317		(118,227)	(118,227)	34,692	04/11/2028	4.B FE
..Q3974@-AA-4	GIP Titanium Finco Pty Ltd. Sr Nt 2.800% 03/31/36	D	09/30/2022	Redemption	100.0000	361,114	361,114	361,114							361,114				6,741	03/31/2036	2.B PL
..W0805#-AM-0	Assa Abloy Financial Svcs AB Sr Nt Ser L 3.480% 08/09/22	D	08/09/2022	Maturity		1,000,000	1,000,000	1,052,030	1,005,735	(5,735)			(5,735)		1,000,000				25,423	08/09/2022	1.G
1109999999	Subtotal - Bonds - Industrial and Miscellaneous (Unaffiliated)					415,959,543	424,504,909	426,633,274	397,976,592	808,090	(567,051)	12,009	229,030		424,377,092		(8,748,870)	(8,748,870)	11,892,305	XXX	XXX
..000000-00-0	Gerson Lehrman Group 2nd Amend Incremental Term Ln 8.365% 12/15/24		09/30/2022	Redemption	100.0000	7,969	7,969	7,969	7,909	60			60		7,969				431	12/15/2024	4.A Z
..000000-00-0	Aceto Corp 1st Lien Term Ln Nt 1 8.621% 04/29/25		09/30/2022	Redemption	100.0000	7,500	7,500	7,350	7,350	4	146		150		7,500				436	04/29/2025	4.A Z
..000000-00-0	Retail Services WIS Corp Intial Term Ln Nt 1 10.424% 05/20/25		09/30/2022	Redemption	100.0000	35,885	35,885	35,203	35,066	169	649		818		35,885				2,496	05/20/2025	4.B Z
..000000-00-0	Seal for Life Industries LLC Term Ln Nt 1 9.584% 06/23/25		09/30/2022	Redemption	100.0000	5,000	5,000	4,900	4,900	1	99		100		5,000				336	06/23/2025	4.B Z
..000000-00-0	Animal Supply Company New 1st Lien Term Ln Nt 1 11.283% 08/14/25		07/16/2022	Redemption	100.0000	(1,407)	(1,407)	(1,203)	(1,223)		(184)		(184)		(1,407)					08/14/2025	5.B Z
..000000-00-0	Fiberlight Incremental DD Term Ln Nt 3 9.584% 08/21/25		08/08/2022	Tax Free Exchange		189,474	189,474	189,474							189,474				3,233	08/21/2025	4.A Z
..000000-00-0	Pye Barker Company 1st Lien DD Term Ln Nt 1 8.510% 11/26/25		09/30/2022	Redemption	100.0000	15,117	15,117	15,036			81		81		15,117				423	11/26/2025	4.B Z
..000000-00-0	Pye Barker Company 1st Lien Term Ln Nt 1 8.510% 11/26/25		07/09/2022	Tax Free Exchange		2,066,254	2,066,254	2,066,254	2,066,254						2,066,254				66,266	11/26/2025	4.B Z
..000000-00-0	Wildcat Buyer Co Inc Incremental DD Term Ln Nt 1 8.908% 02/27/26		09/30/2022	Redemption	100.0000	496	496	496							496				18	02/27/2026	2.C Z
..000000-00-0	Wildcat Buyer Co Inc Incremental DD Term Ln Nt 1 8.908% 02/27/26		09/30/2022	Tax Free Exchange		23,888	23,888	23,888							23,888				1,003	02/27/2026	2.C Z
..000000-00-0	Sonny's Enterprises LLC Revolver Ln Nt 1 9.556% 08/31/26		09/23/2022	Redemption	100.0000	146,341	146,341	146,341							146,341				5,617	08/31/2026	4.B IF
..000000-00-0	Sonny's Enterprises LLC Revolver Ln Nt 2 9.556% 08/31/26		09/23/2022	Redemption	100.0000	146,341	146,341	146,341							146,341				4,033	08/31/2026	4.B IF
..000000-00-0	Sonny's Enterprises LLC Revolver Ln Nt 3 9.871% 08/31/26		08/31/2022	Redemption	100.0000	292,683	292,683	292,683							292,683				2,449	08/31/2026	4.B IF
..000000-00-0	CPI Buyer LLC Revolver Nt 1 8.658% 11/01/26		07/12/2022	Redemption	100.0000	100,372	100,372	100,372							100,372				1,323	11/01/2026	4.B Z
..000000-00-0	Essential Services Hldg Corp 4th Amendment DD Term Ln Nt 1 8.027% 11/16/26		09/30/2022	Redemption		3,584	3,584	3,584							3,584				52	11/16/2026	4.A Z
..000000-00-0	Essential Services Hldg Corp 4th Amendment DD Term Ln Nt 2 8.027% 11/16/26		07/25/2022	Tax Free Exchange		266,000	266,000	266,000							266,000				4,773	11/16/2026	4.A Z
..000000-00-0	Essential Services Hldg Corp 4th Amendment DD Term Ln Nt 3 8.117% 11/16/26		07/25/2022	Tax Free Exchange		221,500	221,500	221,500							221,500				3,521	11/16/2026	4.A Z
..000000-00-0	Essential Services Hldg Corp 4th Amendment DD Term Ln Nt 4 8.314% 11/16/26		07/25/2022	Tax Free Exchange		248,500	248,500	248,500							248,500				2,647	11/16/2026	4.A Z
..000000-00-0	Essential Services Hldg Corp 4th Amendment DD Term Ln Nt 5 8.743% 11/16/26		07/25/2022	Tax Free Exchange		90,000	90,000	90,000							90,000				631	11/16/2026	4.A Z
..000000-00-0	Essential Services Hldg Corp 4th Amendment DD Term Ln Nt 6 8.865% 11/16/26		07/25/2022	Tax Free Exchange		500,000	500,000	500,000							500,000				2,575	11/16/2026	4.A Z
..000000-00-0	Oil Changer Inc Delayed Draw Term Ln Nt 3 8.988% 02/08/27		09/30/2022	Redemption	100.0000	1,016	1,016	1,016							1,016				29	02/08/2027	4.C Z
..000000-00-0	Oil Changer Inc Delayed Draw Term Ln Nt 5 9.205% 02/08/27		09/30/2022	Redemption	100.0000	582	582	582							582				13	02/08/2027	4.C Z

STATEMENT AS OF SEPTEMBER 30, 2022 OF THE NATIONWIDE MUTUAL INSURANCE COMPANY

SCHEDULE D - PART 4

Show All Long-Term Bonds and Stock Sold, Redeemed or Otherwise Disposed of During the Current Quarter

1	2	3	4	5	6	7	8	9	10	Change In Book/Adjusted Carrying Value					16	17	18	19	20	21	22
										11	12	13	14	15							
CUSIP Identification	Description	For- eign	Disposal Date	Name of Purchaser	Number of Shares of Stock	Consid- eration	Par Value	Actual Cost	Prior Year Book/ Adjusted Carrying Value	Unrealized Valuation Increase/ (Decrease)	Current Year's (Amor- tization)/ Accretion	Current Year's Other Than Temporary Impairment Recogn- ized	Total Change in Book/ Adjusted Carrying Value (11 + 12 - 13)	Total Foreign Exchange Change in Book /Adjusted Carrying Value	Book/ Adjusted Carrying Value at Disposal Date	Foreign Exchange Gain (Loss) on Disposal	Realized Gain (Loss) on Disposal	Total Gain (Loss) on Disposal	Bond Interest/ Stock Dividends Received During Year	Stated Con- tractual Maturity Date	NAIC Desig- nation, NAIC Desig- nation Modifier and SVO Admini- strative Symbol
..000000-00-0	Oil Changer Inc Delayed Draw Term Ln Nt 2 9.543% 02/08/27		09/30/2022	Redemption 100.0000		339	339	339							339				13	02/08/2027	4.C Z
..000000-00-0	Oil Changer Inc Delayed Draw Term Ln Nt 1 9.617% 02/08/27		08/10/2022	Redemption 100.0000		951	951	932			19		19		951				54	02/08/2027	4.C Z
..000000-00-0	Oil Changer Inc Term Ln Nt 1 9.617% 02/08/27		09/30/2022	Redemption 100.0000		5,323	5,323	5,216			106		106		5,323				240	02/08/2027	4.C Z
..000000-00-0	Oil Changer Inc Delayed Draw Term Ln Nt 1 9.617% 02/08/27		09/30/2022	Redemption 100.0000		949	949	930			19		19		949				66	02/08/2027	4.C Z
..000000-00-0	Oil Changer Inc Incremental DD Term Ln Nt 1 10.043% 02/08/27		09/30/2022	Redemption 100.0000		223	223	223							223				16	02/08/2027	4.C Z
..000000-00-0	Oil Changer Inc Delayed Draw Term Ln Nt 6 10.283% 02/08/27		09/30/2022	Redemption 100.0000		369	369	369							369				5	02/08/2027	4.C Z
..000000-00-0	Oil Changer Inc Delayed Draw Term Ln Nt 4 10.354% 02/08/27		09/30/2022	Redemption 100.0000		890	890	890							890				22	02/08/2027	4.C Z
..000000-00-0	Oil Changer Inc Incremental DD Term Ln Nt 2 10.392% 02/08/27		09/30/2022	Redemption 100.0000		82	82	82							82					02/08/2027	4.C Z
..000000-00-0	Hudson Technologies Inc Term Ln Nt 1 10.022% 05/02/27		09/30/2022	Redemption 100.0000		1,747,266	1,747,266	1,747,266							1,747,266				43,074	05/02/2027	4.B FE
..000000-00-0	Denali Buyerco Revolver Nt 1 9.100% 09/15/27		09/21/2022	Redemption 100.0000		148,148	148,148	148,148							148,148				7,294	09/15/2027	4.B Z
..000000-00-0	Sophia LP New Term Ln B Nt 1 7.505% 10/07/27		09/30/2022	Redemption 100.0000		37,219	37,219	36,979	36,981		238		238		37,219				1,307	10/07/2027	4.B FE
..000000-00-0	Harvey Tool Co LLC New Term Ln Nt 1 8.266% 10/21/27		09/30/2022	Redemption 100.0000		4,112	4,112	4,112	4,112						4,112				217	10/21/2027	3.A Z
..000000-00-0	Harvey Tool Co LLC 2021 Delayed Draw Term Ln Nt 1 8.645% 10/21/27		09/30/2022	Redemption 100.0000		178	178	178							178				7	10/21/2027	3.A Z
..000000-00-0	Boats Group LLC Term Ln Nt 1 9.788% 11/02/27		09/30/2022	Redemption 100.0000		5,000	5,000	4,875	4,878		122		122		5,000				387	11/02/2027	5.B Z
..000000-00-0	SitusAMC Holdings Corp Term Ln Nt 1 9.424% 12/20/27		09/30/2022	Redemption 100.0000		7,500	7,500	7,425	7,425		75		75		7,500				413	12/20/2027	4.A Z
..000000-00-0	Enercon Services Inc Term Ln Nt 1 8.070% 05/31/28		09/30/2022	Redemption 100.0000		18,750	18,750	18,375			375		375		18,750				541	05/31/2028	4.A Z
..000000-00-0	Archkey Holdings 1st Lien Term Ln Nt 1 8.056% 06/30/28		07/29/2022	Tax Free Exchange		3,642,746	3,675,000	3,638,250	3,640,313		2,433		2,433		3,642,746				171,754	06/30/2028	4.B FE
..000000-00-0	EisnerAmper Term Ln B Nt 1 5.306% 07/28/28		09/30/2022	Redemption 100.0000		7,532	7,532	7,201			331		331		7,532				322	07/28/2028	4.B FE
..000000-00-0	Cority Software Inc Term Ln 2022-1 Nt 1 8.633% 09/14/28		09/29/2022	Redemption 100.0000		3,832	3,832	3,832							3,832					09/14/2028	4.A Z
..000000-00-0	Denali Buyerco Delayed Draw Term Ln Nt 2 8.369% 09/15/28		09/30/2022	Redemption 100.0000		463	463	463							463				14	09/15/2028	4.B Z
..000000-00-0	Denali Buyerco Delayed Draw Term Ln #2 Nt 1 9.038% 09/15/28		09/30/2022	Redemption 100.0000		579	579	579							579				34	09/15/2028	4.B Z
..000000-00-0	Denali Buyerco Delayed Draw Term Ln Nt 1 9.115% 09/15/28		09/30/2022	Redemption 100.0000		204	204	204							204				32	09/15/2028	4.B Z
..000000-00-0	Denali Buyerco Term Ln Nt 1 9.293% 09/15/28		09/30/2022	Redemption 100.0000		18,981	18,981	18,981							18,981				930	09/15/2028	4.B Z
..000000-00-0	CPI Buyer LLC Delayed Draw Term Ln Nt 1 8.570% 11/01/28		09/30/2022	Redemption 100.0000		364	364	364	358	6			6		364				18	11/01/2028	4.B Z
..00216C-AD-5	AQ Sunshine Inc aka Relation Term Ln Nt 1 8.863% 04/15/25		09/30/2022	Redemption 100.0000		5,860	5,860	5,773	5,808		52		52		5,860				335	04/15/2025	3.B PL
..00216C-AF-0	AQ Sunshine Inc aka Relation Term Ln B Nt 1 9.674% 04/15/25		09/30/2022	Redemption 100.0000		867	867	861	861		6		6		867				66	04/15/2025	3.B PL
..00228*-AA-4	ATI Restoration LLC 1st Lien Term Ln Nt 1 7.888% 07/31/26		09/30/2022	Redemption 100.0000		3,342	3,342	3,258	3,275		67		67		3,342				127	07/31/2026	2.B Z

STATEMENT AS OF SEPTEMBER 30, 2022 OF THE NATIONWIDE MUTUAL INSURANCE COMPANY

SCHEDULE D - PART 4

Show All Long-Term Bonds and Stock Sold, Redeemed or Otherwise Disposed of During the Current Quarter

1	2	3	4	5	6	7	8	9	10	Change In Book/Adjusted Carrying Value					16	17	18	19	20	21	22
										11	12	13	14	15							
CUSIP Ident- ification	Description	For- eign	Disposal Date	Name of Purchaser	Number of Shares of Stock	Consid- eration	Par Value	Actual Cost	Prior Year Book/ Adjusted Carrying Value	Unrealized Valuation Increase/ (Decrease)	Current Year's (Amor- tization)/ Accretion	Current Year's Other Than Temporary Impairment Recog- nized	Total Change in Book/ Adjusted Carrying Value (11 + 12 - 13)	Total Foreign Exchange Change in Book /Adjusted Carrying Value	Book/ Adjusted Carrying Value at Disposal Date	Foreign Exchange Gain (Loss) on Disposal	Realized Gain (Loss) on Disposal	Total Gain (Loss) on Disposal	Bond Interest/ Stock Dividends Received During Year	Stated Con- tractual Maturity Date	NAIC Desig- nation, NAIC Desig- nation Modifier and SVO Admini- strative Symbol
..00228*-AB-2	ATI Restoration LLC 1st Lien DD Term Ln Nt 3 7.845% 07/31/26		09/30/2022	Redemption	100.0000			.617	.557		.6		.6		.623				.41	07/31/2026	1.F PL
..00228*-AB-2	ATI Restoration LLC 1st Lien DD Term Ln Nt 4 7.904% 07/31/26		09/30/2022	Redemption	100.0000			.536	.536						.536				.27	07/31/2026	1.F PL
..00228*-AC-0	ATI Restoration LLC 1st Amendment Term Ln Nt 1 7.845% 07/31/26		09/30/2022	Redemption	100.0000			1.130	1.130						1.130				.37	07/31/2026	2.B Z
..00435U-AB-4	Worldwide Express Inc Initial Term Ln Nt 1 5.000% 07/23/28		09/30/2022	Redemption	100.0000			12.500	12.395		101		101		12.500				.522	07/23/2028	4.C FE
..00797*-AA-5	Aero Operating LLC Term Ln Nt 1 9.053% 02/07/26		07/01/2022	Redemption	100.0000			3.499	3.435		.64		.64		3.499				.172	02/07/2026	3.A PL
..00797*-AB-3	Aero Operating LLC Delayed Draw Term Ln Nt 1 9.133% 02/07/26		07/01/2022	Redemption	100.0000			1.001	1.001						1.001				.63	02/07/2026	3.A PL
..00797*-AB-3	Aero Operating LLC Delayed Draw Term Ln Nt 2 9.582% 02/07/26		07/01/2022	Redemption	100.0000			.86	.86						.86				.4	02/07/2026	3.A PL
..01370#-AA-4	Alcami Holdings LLC 1st Lien Term Ln Nt 1 7.924% 07/12/25		09/30/2022	Redemption	100.0000			5.625	5.288	252	.85		337		5.625				.245	07/12/2025	5.A FE
..01451*-AA-0	Alera Group Term Ln Nt 1 8.306% 09/30/27		09/30/2022	Various				6.322	6.322						6.322				.237	09/30/2027	2.C PL
..01451*-AB-8	Alera Group Delayed Draw Term Ln Nt 1 8.306% 09/30/27		09/30/2022	Various				1.735	1.735				.50		1.735				.56	09/30/2027	2.C PL
..02358@-AA-0	AmerCareRoyal LLC Term Ln Nt 1 8.115% 11/25/25		08/12/2022	Redemption	100.0000			104.868	98.987	3.781	1,415		5,196		104.868				4,359	11/25/2025	4.B Z
..029227*-A*-6	American Renal Holdings Inc Term Ln Nt 1 9.247% 01/25/27		09/30/2022	Redemption	100.0000			25.000	24.375		546		546		25.000				1,193	01/25/2027	4.B PL
..03979*-AA-9	US Metals Bidco Term Ln Nt 1 10.017% 07/20/26		09/30/2022	Redemption	100.0000			11.250	10.979		271		271		11.250				.944	07/20/2026	3.B PL
..04011*-AA-7	Argenbright Holdings LLC Term Ln Nt 1 10.075% 11/30/27		09/30/2022	Redemption	100.0000			3.362	3.362						3.362				.143	11/30/2027	2.C PL
..04279*-AA-4	Arrowhead Holdco Co Term Ln Nt 1 7.570% 08/31/27		09/30/2022	Various															.105	08/31/2027	4.A PL
..04279*-AB-2	Arrowhead Holdco Co Delayed Term Ln Nt 1 7.318% 08/31/27		09/30/2022	Redemption	100.0000			.494	.493		.1		.1		.494				.16	08/31/2027	4.A PL
..04279*-AC-0	Arrowhead Holdco Co Redhawk DD Term Ln Nt 1 7.793% 08/31/27		09/30/2022	Redemption	100.0000			.568	.557		.11		.11		.568				.27	08/31/2027	4.A PL
..05462@-AA-6	AxiomSL Group Term Loan Nt 1 9.642% 12/03/27		09/30/2022	Redemption	100.0000			12.438	12.169	151	118		269		12.438				.708	12/03/2027	4.C
..05613@-AA-4	TVG-BHG Incremental Term Ln Nt 1 5.678% 12/19/24		07/21/2022	Redemption	100.0000			1.817	1.788	29			.29		1.817				.57	12/19/2024	5.B GI
..05613@-AA-4	TVG-BHG Incremental Term Ln Nt 2 9.178% 12/19/24		07/21/2022	Redemption	100.0000			20.116	19.793	322			322		20.116				.636	12/19/2024	5.B GI
..05948@-AA-0	Bamboo Purchaser Inc Term Ln Nt 1 9.674% 11/05/27		09/30/2022	Redemption	100.0000			3.143	3.143						3.143				.350	11/05/2027	2.B PL
..05948@-AB-8	Bamboo Purchaser Inc Delayed Draw Term Ln Nt 1 9.527% 11/05/27		09/30/2022	Various				.370	.370						.370				.24	11/05/2027	2.B PL
..06683@-AC-3	Banyan Software Holdings 2nd Amendment Term Ln Nt 1 10.233% 12/16/27		09/30/2022	Redemption	100.0000			.714	.714						.714				.54	12/16/2027	4.A Z
..06683@-AD-1	Banyan Software Holdings 2nd Amendment DD Term Ln Nt 1 10.424% 12/16/27		09/30/2022	Redemption	100.0000			1.606	1.606						1.606				.69	12/16/2027	4.A Z
..06683@-AD-1	Banyan Software Holdings 2nd Amendment DD Term Ln Nt 4 10.424% 12/16/27		09/30/2022	Tax Free Exchange				179.447	179.447						179.447				1,916	12/16/2027	4.A Z
..08182C-A*-7	Benefytt Technologies Inc Term Ln Nt 1 10.840% 08/12/27		09/30/2022	Redemption	100.0000			2.776	2.721		.51		.51		2.776				.184	08/12/2027	1.F PL
..09788H-AN-1	Advanced Infusion Solutions Last Out Term Ln Nt 1 7.862% 06/27/24		09/30/2022	Redemption	100.0000			22.033	21.779		.254		.254		22.033				1,181	06/27/2024	4.A PL

STATEMENT AS OF SEPTEMBER 30, 2022 OF THE NATIONWIDE MUTUAL INSURANCE COMPANY

SCHEDULE D - PART 4

Show All Long-Term Bonds and Stock Sold, Redeemed or Otherwise Disposed of During the Current Quarter

1	2	3	4	5	6	7	8	9	10	Change In Book/Adjusted Carrying Value					16	17	18	19	20	21	22
										11	12	13	14	15							
CUSIP Identification	Description	For- eign	Disposal Date	Name of Purchaser	Number of Shares of Stock	Consid- eration	Par Value	Actual Cost	Prior Year Book/ Adjusted Carrying Value	Unrealized Valuation Increase/ (Decrease)	Current Year's (Amor- tization)/ Accretion	Current Year's Other Than Temporary Impairment Recogn- ized	Total Change in Book/ Adjusted Carrying Value (11 + 12 - 13)	Total Foreign Exchange Change in Book /Adjusted Carrying Value	Book/ Adjusted Carrying Value at Disposal Date	Foreign Exchange Gain (Loss) on Disposal	Realized Gain (Loss) on Disposal	Total Gain (Loss) on Disposal	Bond Interest/ Stock Dividends Received During Year	Stated Con- tractual Maturity Date	NAIC Desig- nation, NAIC Desig- nation Modifier and SVO Admini- strative Symbol
...10483*-AC-9	Bragg Live Food Products LLC Term Ln Nt 1 8.986% 03/11/24		09/30/2022	Redemption 100.0000		17,717	17,717	17,334	17,534		183		183		17,717				1,083	03/11/2024	2.C PL
...12721#-AC-3	CVP Holdco Inc Delayed Draw TL Nt 8 8.705% 09/13/27		07/16/2022	Tax Free Exchange		320,400	320,400	320,400							320,400				2,108	09/13/2027	3.B PL
...12721#-AC-3	CVP Holdco Inc Delayed Draw TL Nt 7 8.774% 09/13/27		09/09/2022	Tax Free Exchange		180,000	180,000	180,000							180,000				6,526	09/13/2027	3.B PL
...12721#-AC-3	CVP Holdco Inc Delayed Draw TL Nt 1 9.365% 09/13/27		09/30/2022	Redemption 100.0000		4,406	4,406	4,403	3,170		3		3		4,406				199	09/13/2027	3.B PL
...12745#-AA-9	Spectrum Auto (CC SAG Acq) New Term Ln Nt 1 9.424% 10/02/25		09/30/2022	Redemption 100.0000		5,313	5,313	5,233	5,239	3	71		74		5,313				286	10/02/2025	4.A PL
...12745#-AB-7	Spectrum Auto (CC SAG Acq) Delayed Draw Term Ln Nt 1 9.392% 10/02/25		09/30/2022	Redemption 100.0000		737	737	737	78	1			1		737				26	10/02/2025	4.A PL
...12745#-AB-7	Spectrum Auto (CC SAG Acq) Delayed Draw Term Ln Nt 6 9.424% 10/02/25		07/29/2022	Tax Free Exchange		116,218	116,218	116,218							116,218				2,449	10/02/2025	4.B PL
...12757*-AB-6	CMG Holdco LLC Delayed Draw Term Ln Nt 2 7.807% 05/19/28		09/30/2022	Redemption 100.0000		505	505	505							505				7	05/19/2028	3.A PL
...12757*-AB-6	CMG Holdco LLC Delayed Draw Term Ln Nt 1 8.013% 05/19/28		09/30/2022	Redemption 100.0000		309	309	309							309				7	05/19/2028	3.A PL
...14078@-AA-4	Capstone Logistics Acq 1st Lien Term Ln Nt 1 7.865% 12/15/24		09/30/2022	Redemption 100.0000		20,008	20,008	19,823	19,867		141		141		20,008				935	12/15/2024	4.C
...14078@-AB-2	Capstone Logistics Acq Delayed Draw Term Ln Nt 1 7.865% 12/15/24		09/30/2022	Redemption 100.0000		1,165	1,165	1,165	1,165						1,165				65	12/15/2024	4.B PL
...14173@-AA-8	CarePathrx Midco Inc Term Ln Nt 1 9.830% 05/14/25		09/30/2022	Redemption 100.0000		7,207	7,207	7,027	7,079		129		129		7,207				463	05/14/2025	4.A PL
...14880@-AH-4	Catalent Pharma Solutions Inc Term Ln B-3 Nt 1 5.052% 05/17/26		09/30/2022	Redemption 100.0000		12,281	12,281	12,271	12,272		9		9		12,281				304	05/17/2026	3.A FE
...15018L-AE-1	Cedar Fair LP New Term Ln B Nt 1 4.533% 04/13/24		09/06/2022	Redemption 100.0000		550,556	550,556	552,299	538,856	12,375	(676)		11,699		550,556				9,057	04/13/2024	4.A FE
...15644G-A*-5	Centric Brands Inc DIP Ln Nt 13 7.750% 10/09/25		07/20/2022	Tax Free Exchange		43,812	43,812	43,812							43,812				1,289	10/09/2025	4.A FE
...15644G-A*-5	Centric Brands Inc DIP Ln Nt 12 7.928% 10/09/25		09/22/2022	Redemption 100.0000		1,545	1,545	1,545							1,545				40	10/09/2025	4.A FE
...15644G-A*-5	Centric Brands Inc DIP Ln Nt 15 8.238% 10/09/25		09/22/2022	Redemption 100.0000		530	530	530							530					10/09/2025	4.A FE
...15644G-A*-5	Centric Brands Inc DIP Ln Nt 2 8.302% 10/09/25		09/22/2022	Redemption 100.0000		3,311	3,311	3,311	3,311						3,311				186	10/09/2025	4.A FE
...15644G-A*-5	Centric Brands Inc DIP Ln Nt 10 8.484% 10/09/25		09/22/2022	Redemption 100.0000		2,869	2,869	2,869							2,869				104	10/09/2025	4.A FE
...15644G-A*-5	Centric Brands Inc DIP Ln Nt 14 8.497% 10/09/25		09/22/2022	Redemption 100.0000		988	988	988							988				17	10/09/2025	4.A FE
...15644G-A*-5	Centric Brands Inc DIP Ln Nt 16 8.550% 10/09/25		09/22/2022	Redemption 100.0000		43,487	43,487	43,487							43,487					10/09/2025	4.A FE
...15644G-A*-5	Centric Brands Inc DIP Ln Nt 11 9.174% 10/09/25		09/22/2022	Redemption 100.0000		1,324	1,324	1,324							1,324				37	10/09/2025	4.A FE
...15674*-AA-1	20 Gates - Cerberus Revolver 4.912% 10/08/29		08/01/2022	Redemption 100.0000		2,854,545	2,854,545	2,854,545	1,864,009						2,854,545				54,314	10/08/2029	1.C PL
...18449@-AE-0	Clean Harbors Inc Term Ln Nt 1 4.743% 06/30/24		09/14/2022	Goldman Sachs & Company		1,154,192	1,159,992	1,158,725	1,158,892		296		296		1,159,188		(4,996)	(4,996)	22,356	06/30/2024	3.A FE
...21079#-AC-2	Continental Acq Holdings LLC Term Ln 2021-B Nt 1 10.424% 12/22/27		09/30/2022	Redemption 100.0000		3,268	3,268	3,268	3,268						3,268				206	12/22/2027	3.A PL
...22821@-AA-7	Crown CT Parent Inc Term Ln Nt 1 8.185% 03/08/28		09/30/2022	Redemption 100.0000		6,683	6,683	6,683							6,683				169	03/08/2028	3.A PL
...23363#-AC-3	DRS Holdings Inc Incremental Term Ln Nt 1 8.865% 11/01/25		09/30/2022	Redemption 100.0000		5,939	5,939	5,790	5,806		132		132		5,939				325	11/01/2025	3.A PL

STATEMENT AS OF SEPTEMBER 30, 2022 OF THE NATIONWIDE MUTUAL INSURANCE COMPANY

SCHEDULE D - PART 4

Show All Long-Term Bonds and Stock Sold, Redeemed or Otherwise Disposed of During the Current Quarter

1	2	3	4	5	6	7	8	9	10	Change In Book/Adjusted Carrying Value					16	17	18	19	20	21	22
										11	12	13	14	15							
CUSIP Identification	Description	For- eign	Disposal Date	Name of Purchaser	Number of Shares of Stock	Consid- eration	Par Value	Actual Cost	Prior Year Book/ Adjusted Carrying Value	Unrealized Valuation Increase/ (Decrease)	Current Year's (Amor- tization)/ Accretion	Current Year's Other Than Temporary Impairment Recogn- ized	Total Change in Book/ Adjusted Carrying Value (11 + 12 - 13)	Total Foreign Exchange Change in Book /Adjusted Carrying Value	Book/ Adjusted Carrying Value at Disposal Date	Foreign Exchange Gain (Loss) on Disposal	Realized Gain (Loss) on Disposal	Total Gain (Loss) on Disposal	Bond Interest/ Stock Dividends Received During Year	Stated Con- tractual Maturity Date	NAIC Desig- nation, NAIC Desig- nation Modifier and SVO Admini- strative Symbol
24823@-AB-9	Denali Holdco Amendment Term Ln Nt 1 8.266% 09/15/27		09/30/2022	Redemption 100.0000		.616	.616	.616							.616				.7	09/15/2027	2.B Z
25403#-AU-0	Diligent Corp Term Ln B-3 Nt 2 9.424% 08/04/25		09/30/2022	Redemption 100.0000		4,500	4,500	4,466			.34		.34		4,500				.92	08/04/2025	3.C PL
25403#-AU-0	Diligent Corp Term Ln B-3 Nt 1 9.424% 08/04/25		07/09/2022	Tax Free Exchange Redemption 100.0000		4,466	4,500	4,455	4,462		.5		.5		4,466				.230	08/04/2025	3.C PL
26887@-AA-9	EP Wealth Advisors LLC Term Ln Nt 1 8.924% 09/04/26		09/30/2022	Redemption 100.0000		2,045	2,045	1,994	2,004		.42		.42		2,045				.92	09/04/2026	1.F PL
26887@-AB-7	EP Wealth Advisors LLC Delayed Draw Term Ln Nt 4 3.686% 09/04/26		09/30/2022	Redemption 100.0000		.811	.811	.811							.811				.6	09/04/2026	1.F PL
26887@-AB-7	EP Wealth Advisors LLC Delayed Draw Term Ln Nt 2 8.192% 09/04/26		07/16/2022	Tax Free Exchange Redemption 100.0000		650,889	650,889	650,889	650,889						650,889				18,009	09/04/2026	1.F PL
26887@-AB-7	EP Wealth Advisors LLC Delayed Draw Term Ln Nt 3 8.227% 09/04/26		09/30/2022	Redemption 100.0000		(.399)	(.399)	(.399)	(.399)						(.399)				.17	09/04/2026	1.F PL
26887@-AB-7	EP Wealth Advisors LLC Delayed Draw Term Ln Nt 1 8.230% 09/04/26		09/30/2022	Redemption 100.0000		2,127	2,127	2,121	.483		.5		.5		2,127				.101	09/04/2026	1.F PL
26887@-AC-5	EP Wealth Advisors LLC Delayed Draw Term Ln Nt 1 7.736% 09/04/26		09/30/2022	Redemption 100.0000		.504	.504	.504							.504					09/04/2026	1.F Z
26888*-AA-0	EPS NASS Parent Inc Term Ln Nt 1 9.424% 04/19/28		09/30/2022	Redemption 100.0000		4,091	4,091	4,009	4,016		.75		.75		4,091				.224	04/19/2028	2.C PL
26888*-AB-8	EPS NASS Parent Inc Delayed Draw Term Ln Nt 1 9.424% 04/19/28		09/30/2022	Redemption 100.0000		.458	.458	.458							.458				.12	04/19/2028	2.C PL
28622@-AA-5	Elevation Services Holding LLC Term Ln Nt 1 9.027% 12/18/26		09/30/2022	Redemption 100.0000		1,929	1,929	1,880	1,887		.41		.41		1,929				.112	12/18/2026	3.A PL
28622@-AB-3	Elevation Services Holding LLC Delayed Draw Term Ln Nt 1 8.282% 12/18/26		09/30/2022	Redemption 100.0000		2,443	2,443	2,443	2,443						2,443				.129	12/18/2026	3.A PL
28622@-AB-3	Elevation Services Holding LLC Delayed Draw Term Ln Nt 2 8.306% 12/18/26		09/30/2022	Redemption 100.0000		.129	.129	.129	.129						.129				.7	12/18/2026	3.A PL
29279U-AB-2	Endure Digital Inc Term Ln Nt 1 7.280% 02/10/28		09/30/2022	Redemption 100.0000		1,143	1,143	1,137	1,131	.6	.5		.11		1,143				.45	02/10/2028	4.B FE
29286J-AC-6	Engineered Components Sys Initial Term Ln Nt 1 8.656% 08/02/28		09/30/2022	Redemption 100.0000		13,750	13,750	13,475	10,393		.267		.267		13,750				.777	08/02/2028	4.C FE
29668#-AC-2	Essential Services Hldg Corp Delayed Draw Term Ln Nt 3 8.027% 04/30/27		09/30/2022	Redemption 100.0000		11,250	11,250	11,114	11,011		.130		.130		11,250				.575	04/30/2027	3.B PL
29688#-AC-2	Essential Services Hldg Corp Delayed Draw 3rd Amen Nt 1 8.027% 07/20/30		09/30/2022	Redemption 100.0000		15,000	15,000	14,982	9,739		.18		.18		15,000				.676	07/20/2030	3.B Z
30297#-AA-3	20 Gates - Atalaya Term Ln Cl A 4.993% 05/06/26		09/19/2022	Redemption 100.0000		4,808,258	4,808,258	4,808,258	4,808,258						4,808,258				.88,472	05/06/2026	1.E PL
35041@-AU-9	Foundation Risk Partners Corp 1st Lien Term Ln Nt 1 8.533% 04/14/28		09/30/2022	Redemption 100.0000		1,548	1,548	1,548							1,548				.52	04/14/2028	4.A Z
35041@-AV-7	Foundation Risk Partners Corp 1st Lien DD Term Ln Nt 3 7.777% 04/14/28		09/30/2022	Tax Free Exchange Redemption 100.0000		101,534	101,534	101,534							101,534				1,996	04/14/2028	4.A Z
35041@-AV-7	Foundation Risk Partners Corp 1st Lien DD Term Ln Nt 2 9.174% 04/14/28		09/30/2022			1,083	1,083	1,083							1,083				.40	04/14/2028	4.A Z
35041@-AV-7	Foundation Risk Partners Corp 1st Lien DD Term Ln Nt 2 9.174% 04/14/28		09/30/2022	Tax Free Exchange Redemption 100.0000		271,727	271,727	271,727							271,727				5,427	04/14/2028	4.A Z
35042#-AC-6	Foundation Consumer Brands Term Ln Nt 1 8.423% 02/12/27		08/30/2022	Redemption 100.0000		119,020	119,020	116,045	116,402		2,619		2,619		119,020				4,729	02/12/2027	2.C PL
35115#-AA-2	20 Gates Foursight 9th Amendment Term Ln 7.143% 05/31/23		09/15/2022	Redemption 100.0000		25,928,520	25,928,520	25,928,520							25,928,520				201,818	05/31/2023	1.A Z
35921#-AA-6	Frontline Technologies Gr LL Term Ln Nt 1 8.371% 09/18/23		07/26/2022	Redemption 0.0000															1,207	09/18/2023	3.C PL
35921@-AC-4	Frontline Technologies Gr LL Delayed Draw Term Ln Nt 1 8.371% 09/18/23		07/26/2022	Redemption 0.0000															.241	09/18/2023	3.C PL

STATEMENT AS OF SEPTEMBER 30, 2022 OF THE NATIONWIDE MUTUAL INSURANCE COMPANY

SCHEDULE D - PART 4

Show All Long-Term Bonds and Stock Sold, Redeemed or Otherwise Disposed of During the Current Quarter

1	2	3	4	5	6	7	8	9	10	Change In Book/Adjusted Carrying Value					16	17	18	19	20	21	22
										11	12	13	14	15							
CUSIP Identification	Description	For- eign	Disposal Date	Name of Purchaser	Number of Shares of Stock	Consid- eration	Par Value	Actual Cost	Prior Year Book/ Adjusted Carrying Value	Unrealized Valuation Increase/ (Decrease)	Current Year's (Amor- tization)/ Accretion	Current Year's Other Than Temporary Impairment Recog- nized	Total Change in Book/ Adjusted Carrying Value (11 + 12 - 13)	Total Foreign Exchange Change in Book /Adjusted Carrying Value	Book/ Adjusted Carrying Value at Disposal Date	Foreign Exchange Gain (Loss) on Disposal	Realized Gain (Loss) on Disposal	Total Gain (Loss) on Disposal	Bond Interest/ Stock Dividends Received During Year	Stated Con- tractual Maturity Date	NAIC Desig- nation, NAIC Desig- nation Modifier and SVO Admini- strative Symbol
36198@AA-2	TPC Broadband Holdings Term Ln Nt 1 9.082% 06/01/25		09/30/2022	Redemption 100.0000		8,268	8,268	8,268	8,268						8,268				.465	.06/01/2025	4.B PL
36198@AC-8	TPC Broadband Holdings Delayed Draw Term Ln Nt 1 8.905% 06/01/25		09/30/2022	Redemption 100.0000		2,851	2,851	2,820	2,825		.26		.26		2,851				.169	.06/01/2025	4.B Z
36198@AC-8	TPC Broadband Holdings Delayed Draw Term Ln Nt 5 9.527% 06/01/25		09/30/2022	Redemption 100.0000		.732	.732	.732	.364						.732				.28	.06/01/2025	4.B Z
36457W@AC-5	Galway Borrower LLC Delayed Draw Term Ln Nt 6 7.406% 12/22/27		09/30/2022	Redemption 100.0000		10,556	10,556	10,556							10,556				.173	.12/22/2027	3.B PL
36457W@AC-5	Galway Borrower LLC Delayed Draw Term Ln Nt 6 7.406% 12/22/27		09/30/2022	Tax Free Exchange		15,637	15,637	15,637							15,637				.257	.12/22/2027	3.B PL
36457W@AC-5	Galway Borrower LLC Delayed Draw Term Ln Nt 7 8.365% 12/22/27		09/30/2022	Redemption 100.0000		.424	.424	.424							.424				.7	.12/22/2027	3.B PL
36457W@AD-3	Galway Insurance Hold Inc Term Ln Nt 5 7.027% 09/30/27		07/29/2022	Tax Free Exchange		124,537	124,537	124,537							124,537				2,006	.09/30/2027	3.B PL
36457W@AD-3	Galway Insurance Hold Inc Term Ln Nt 4 7.883% 12/22/27		07/29/2022	Tax Free Exchange		54,573	54,573	54,573							54,573				1,168	.12/22/2027	3.B PL
374237-A*-6	Gerson Lehrman Group 1st Amend Incremental Term Ln 7.883% 12/15/24		09/30/2022	Redemption 100.0000		2,670	2,670	2,653	2,650	.6	.14		.20		2,670				.160	.12/15/2024	2.B PL
38362*-AA-0	GovCIO Buyer Com Term Ln Nt 1 9.174% 08/18/27		09/30/2022	Redemption 100.0000		17,315	17,315	17,315	16,990	.325			.325		17,315				.856	.08/18/2027	4.A PL
39341#-AA-0	Green Street Parent LLC Term Ln B Nt 1 7.493% 08/27/26		09/30/2022	Redemption 100.0000		15,000	15,000	14,700	14,787		.213		.213		15,000				.746	.08/27/2026	3.A PL
40178@-AA-8	Guidehouse Inc Term Ln Nt 1 8.615% 10/16/28		09/30/2022	Redemption 100.0000		7,500	7,500	7,500	7,427	.73			.73		7,500				.385	.10/16/2028	4.A Z
40406#-AD-4	ProService Corp Term Ln Nt 1 7.906% 11/01/24		09/30/2022	Redemption 100.0000		22,500	22,500	21,935	22,240		.260		.260		22,500				1,121	.11/01/2024	2.C PL
41755@-AA-7	Harvest Hill Beverage Company New Term Ln A-1 9.115% 08/28/26		09/01/2022	Redemption 100.0000		119,997	119,997	116,997	117,566		2,432		2,432		119,997				4,930	.08/28/2026	4.A PL
41902@-AA-9	Sigma Electric Manufact Corp Term Ln A-2 Nt 1 8.424% 10/31/23		09/30/2022	Redemption 100.0000		12,478	12,478	12,227	12,393		.85		.85		12,478				.544	.10/31/2023	3.A PL
44958Q-A*-3	IG Investments Holdings LLC Term Ln Nt 1 9.674% 09/22/27		09/30/2022	Redemption 100.0000		3,368	3,368	3,300	3,303		.65		.65		3,368				.187	.09/22/2027	4.A PL
44958Q-A*-3	IG Investments Holdings LLC Term Ln Nt 1 9.674% 09/22/27		07/23/2022	Tax Free Exchange		515,164	524,550	514,059	514,458		.707		.707		515,164				18,141	.09/22/2027	4.A Z
45004K-AC-0	Information Resources Inc 1st Lien Term Ln Nt 1 6.500% 11/07/25		08/01/2022	Redemption 100.0000		3,994,799	3,994,799	3,954,851	3,970,938		23,860		23,860		3,994,799				116,386	.11/07/2025	4.B FE
452526-A#-3	Immucor Inc 1st Lien Term Ln Nt 1 9.424% 07/02/25		09/30/2022	Redemption 100.0000		11,358	11,358	11,130	11,190		.167		.167		11,358				.618	.07/02/2025	3.C PL
45763F-AN-8	Inmar Inc Initial Term Ln Nt 1 7.121% 05/01/24		09/30/2022	Redemption 100.0000		6,104	6,104	5,799	5,953		.151		.151		6,104				.250	.05/01/2024	4.C FE
45778E-AG-9	Innophos Holdings Term Ln Nt 1 6.506% 02/07/27		09/30/2022	Redemption 100.0000		12,250	12,250	12,189	12,203		.47		.47		12,250				.431	.02/07/2027	4.A FE
48240@-AA-5	K2 Insurance Services LLC Term Ln Nt 1 7.277% 07/01/24		09/30/2022	Redemption 100.0000		11,842	11,842	11,605	11,715		.127		.127		11,842				.577	.07/01/2024	2.C PL
48240@-AB-3	K2 Insurance Services LLC Delayed Draw Term Ln Nt 2 8.642% 07/01/24		07/09/2022	Tax Free Exchange		298,023	298,023	298,023	298,023						298,023				9,249	.07/01/2024	2.C PL
48240@-AB-3	K2 Insurance Services LLC Delayed Draw Term Ln Nt 1 8.674% 07/01/24		09/30/2022	Redemption 100.0000		2,168	2,168	2,168	1,416						2,168				.86	.07/01/2024	2.C PL
48240@-AB-3	K2 Insurance Services LLC Delayed Draw Term Ln Nt 3 8.674% 07/01/24		09/30/2022	Tax Free Exchange		12,158	12,158	12,158	12,158						12,158				.592	.07/01/2024	2.C PL
48240@-AE-7	K2 Insurance Services LLC 8th Amendment DD Term Ln Nt 2 7.806% 07/01/24		09/30/2022	Tax Free Exchange		9,854	9,854	9,854							9,854				.137	.07/01/2024	2.C PL
48773#-AA-8	Kellermeyer Building Svcs Initial Term Ln Nt 1 9.121% 11/07/26		09/30/2022	Redemption 100.0000		2,941	2,941	2,912	2,919		.22		.22		2,941				.151	.11/07/2026	4.A PL

STATEMENT AS OF SEPTEMBER 30, 2022 OF THE NATIONWIDE MUTUAL INSURANCE COMPANY

SCHEDULE D - PART 4

Show All Long-Term Bonds and Stock Sold, Redeemed or Otherwise Disposed of During the Current Quarter

1	2	3	4	5	6	7	8	9	10	Change In Book/Adjusted Carrying Value					16	17	18	19	20	21	22
										11	12	13	14	15							
CUSIP Identification	Description	For- eign	Disposal Date	Name of Purchaser	Number of Shares of Stock	Consid- eration	Par Value	Actual Cost	Prior Year Book/ Adjusted Carrying Value	Unrealized Valuation Increase/ (Decrease)	Current Year's (Amor- tization)/ Accretion	Current Year's Other Than Temporary Impairment Recog- nized	Total Change in Book/ Adjusted Carrying Value (11 + 12 - 13)	Total Foreign Exchange Change in Book /Adjusted Carrying Value	Book/ Adjusted Carrying Value at Disposal Date	Foreign Exchange Gain (Loss) on Disposal	Realized Gain (Loss) on Disposal	Total Gain (Loss) on Disposal	Bond Interest/ Stock Dividends Received During Year	Stated Con- tractual Maturity Date	NAIC Desig- nation, NAIC Desig- nation Modifier and SVO Admini- strative Symbol
..48773#-AB-6	Kellermeyer Building Svcs Delayed Draw Term Ln #4 Nt 2 8.556% 11/07/26		09/30/2022	Redemption 100.0000		3,849	3,849	3,835	619		13		13		3,849				80	11/07/2026	4.A PL
..48773#-AB-6	Kellermeyer Building Svcs Delayed Draw Term Ln Nt 1 8.806% 11/07/26		09/30/2022	Redemption 100.0000		647	647	641	642		5		5		647				40	11/07/2026	4.A PL
..48773#-AC-4	Kellermeyer Building Svcs Delayed Draw Term Ln #4 Nt 5 9.424% 11/07/26		07/29/2022	Tax Free Exchange		472,191	472,191	472,191							472,191				8,146	11/07/2026	4.A PL
..48773#-AD-2	Kellermeyer Building Svcs Term Ln #4 Nt 1 8.556% 11/07/26		09/30/2022	Redemption 100.0000		2,712	2,712	2,657	2,661		50		50		2,712				157	11/07/2026	4.A PL
..48881#-AB-5	En Engineering LLC (Kene Acq) Term Ln Nt 1 7.924% 08/07/26		09/30/2022	Redemption 100.0000		3,171	3,171	3,108	3,127		44		44		3,171				136	08/07/2026	3.B PL
..48881#-AC-3	En Engineering LLC (Kene Acq) Delayed Draw Term Ln Nt 1 7.924% 08/07/26		09/30/2022	Redemption 100.0000		528	528	523	524		4		4		528				23	08/07/2026	3.B PL
..51206#-AA-9	Al Fire Term Ln Nt 1 9.352% 03/22/27		09/30/2022	Redemption 100.0000		3,312	3,312	3,246	3,253		59		59		3,312				181	03/22/2027	3.B PL
..51206#-AB-7	Al Fire Delayed Draw Term Ln Nt 3 8.027% 03/22/27		09/30/2022	Redemption 100.0000		359	359	356	356		3		3		359				19	03/22/2027	3.B PL
..51206#-AB-7	Al Fire Delayed Draw Term Ln Nt 1 8.509% 03/22/27		09/30/2022	Redemption 100.0000		372	372	369	369		3		3		372				21	03/22/2027	3.B PL
..51206#-AB-7	Al Fire Delayed Draw Term Ln Nt 4 8.556% 03/22/27		09/30/2022	Redemption 100.0000		106	106	106	106						106				6	03/22/2027	3.B PL
..51206#-AB-7	Al Fire Delayed Draw Term Ln Nt 2 8.793% 03/22/27		09/30/2022	Redemption 100.0000		350	350	347	347		3		3		350				18	03/22/2027	3.B PL
..52729K-AP-1	Level 3 Financing Inc Term Ln B Nt 1 4.865% 03/01/27		08/03/2022	Redemption 100.0000		3,968,655	3,968,655	3,923,384	3,929,565		39,089		39,089		3,968,655				56,383	03/01/2027	3.A FE
..54777#-AA-2	Lower ACS Inc Term Ln Nt 1 9.424% 01/07/28		09/30/2022	Redemption 100.0000		4,599	4,599	4,599							4,599				263	01/07/2028	2.C PL
..552462-B#-9	Lytix Delayed Draw Term Ln Nt 1 9.115% 02/28/26		09/30/2022	Redemption 100.0000		2,323	2,323	2,300	1,145		19		19		2,323				136	02/28/2026	4.C
..552462-B#-9	Lytix Delayed Draw Term Ln Nt 3 9.743% 02/28/26		09/30/2022	Redemption 100.0000		2,323	2,323	2,323	2,323						2,323				153	02/28/2026	4.C
..552462-B#-1	Lytix Term Ln Nt 1 9.865% 02/28/26		09/30/2022	Redemption 100.0000		13,355	13,355	13,108	13,173		182		182		13,355				827	02/28/2026	4.C
..55392*-AA-8	MBS Services 1st Lien Term Ln Nt 1 8.306% 07/30/24		09/30/2022	Redemption 100.0000		2,606	2,606	2,555	2,567		29		29		2,606				176	07/30/2024	4.B PL
..55418#-AA-4	Mac Lean-Fogg Company Term Ln Nt 1 7.865% 12/17/25		09/30/2022	Redemption 100.0000		13,438	13,438	13,294	13,350		88		88		13,438				641	12/17/2025	3.B PL
..55418#-AB-2	Mac Lean-Fogg Company Delayed Draw Term Ln Nt 1 7.115% 12/17/25		09/30/2022	Redemption 100.0000		1,563	1,563	1,555	1,556		6		6		1,563				74	12/17/2025	3.B PL
..57671#-AA-2	Mather Group LLC Term Ln Nt 1 9.303% 03/31/28		09/30/2022	Redemption 100.0000		5,696	5,696	5,696							5,696				226	03/31/2028	3.A PL
..57810J-AC-2	Amynta Agency Inc Term Ln Nt 1 6.993% 02/08/25		09/30/2022	Redemption 100.0000		2,716	2,716	2,609	2,657		59		59		2,716				114	02/08/2025	4.C FE
..57810J-AC-2	Amynta Warranty Borrower Inc Term Ln Nt 1 6.993% 02/28/25		09/30/2022	Redemption 100.0000		1,688	1,688	1,621	1,651		37		37		1,688				71	02/28/2025	4.C FE
..59081#-AA-2	Messer Industries Initial Term B-1 Loan Nt 1 6.142% 03/01/26		09/30/2022	Redemption 100.0000		50,000	50,000	50,094	49,563	499	(62)		437		50,000				1,391	03/01/2026	4.A FE
..60937#-AA-8	Monica Hlds Inc aka Wilshire Term Ln Nt 1 9.924% 01/08/27		09/30/2022	Redemption 100.0000		7,292	7,292	7,037	7,070		222		222		7,292				424	01/08/2027	2.C PL
..61554#-AA-8	Moon Valley Nursery LLC Term Ln Nt 1 8.865% 10/08/27		09/30/2022	Redemption 100.0000		3,645	3,645	3,645	3,645						3,645				256	10/08/2027	1.G PL
..61554#-AB-6	Moon Valley Nursery LLC Delayed Draw Term Ln Nt 1 8.314% 10/08/27		09/30/2022	Various		139	139	139	139						139				12	10/08/2027	1.G PL
..62931*-AA-2	Topix Pharma Term Ln Nt 1 7.793% 10/31/24		09/30/2022	Redemption 100.0000		3,366	3,366	3,287	3,326		40		40		3,366				222	10/31/2024	3.B PL

STATEMENT AS OF SEPTEMBER 30, 2022 OF THE NATIONWIDE MUTUAL INSURANCE COMPANY

SCHEDULE D - PART 4

Show All Long-Term Bonds and Stock Sold, Redeemed or Otherwise Disposed of During the Current Quarter

1	2	3	4	5	6	7	8	9	10	Change In Book/Adjusted Carrying Value					16	17	18	19	20	21	22
										11	12	13	14	15							
CUSIP Identification	Description	For- eign	Disposal Date	Name of Purchaser	Number of Shares of Stock	Consid- eration	Par Value	Actual Cost	Prior Year Book/ Adjusted Carrying Value	Unrealized Valuation Increase/ (Decrease)	Current Year's (Amor- tization)/ Accretion	Current Year's Other Than Temporary Impairment Recogn- ized	Total Change in Book/ Adjusted Carrying Value (11 + 12 - 13)	Total Foreign Exchange Change in Book /Adjusted Carrying Value	Book/ Adjusted Carrying Value at Disposal Date	Foreign Exchange Gain (Loss) on Disposal	Realized Gain (Loss) on Disposal	Total Gain (Loss) on Disposal	Bond Interest/ Stock Dividends Received During Year	Stated Con- tractual Maturity Date	NAIC Desig- nation, NAIC Desig- nation Modifier and SVO Admini- strative Symbol
..62931*-AC-8	Topix Pharma Delayed Draw Term Ln Nt 1 8.641% 10/31/24		09/30/2022	Redemption 100.0000		1,123	1,123	1,112	1,111	4	7		11		1,123				40	10/31/2024	3.B PL
..62931*-AE-4	Topix Pharma 2022 Incremental Term Ln Nt 1 8.010% 10/31/24		07/09/2022	Redemption 100.0000		542	542	542							542					10/31/2024	3.B PL
..62931*-AE-4	Topix Pharma 2022 Incremental Term Ln Nt 1 8.010% 10/31/24		09/30/2022	Redemption 100.0000		542	542	542							542				10	10/31/2024	3.B Z
..62976*-AE-6	NSM Insurance Group LLC Dollar Term Ln Nt 1 7.871% 05/11/26		08/01/2022	Redemption 100.0000		5,805,315	5,805,315	5,732,386	5,750,380		54,935		54,935		5,805,315				256,501	05/11/2026	3.A PL
..64027*-AA-3	Nelipak Holding Co First Lien Term Ln Nt 1 7.056% 07/02/26		09/30/2022	Redemption 100.0000		2,312	2,312	2,265	2,280		32		32		2,312				99	07/02/2026	3.A PL
..64027*-AB-1	Nelipak Holding Co Incremental Term Ln Nt 1 7.056% 07/02/26		09/30/2022	Redemption 100.0000		375	375	368	370		5		5		375				15	07/02/2026	3.A PL
..65685*-AC-9	North Amer Science Assoc Inc Delayed Draw New Term Ln Nt 1 9.303% 09/15/26		09/30/2022	Redemption 100.0000		428	428	428							428				16	09/15/2026	2.C Z
..65716*-AA-4	North Amer Science Assoc Inc New Term Ln Nt 1 9.043% 09/15/26		09/30/2022	Redemption 100.0000		1,851	1,851	1,819	1,821		31		31		1,851				99	09/15/2026	2.C PL
..65716*-AA-4	North Amer Science Assoc Inc Term Ln Nt 4 9.543% 09/15/26		09/30/2022	Redemption 100.0000		4,650	4,650	4,534	4,553		96		96		4,650				242	09/15/2026	2.C PL
..65716*-AA-4	North Amer Science Assoc Inc Term Ln Nt 3 9.892% 09/15/26		09/30/2022	Redemption 100.0000		670	670	670	670						670				38	09/15/2026	2.C PL
..67096*-AC-6	Omega Healthcare Holdings LLC Incremental Term Ln Nt 1 9.420% 10/24/26		09/30/2022	Redemption 100.0000		2,618	2,618	2,559	2,566		52		52		2,618				153	10/24/2026	2.A PL
..67096*-AD-4	Omega Healthcare Holdings LLC 2nd Amendment Increm TL Nt 2 9.174% 10/24/26		07/09/2022	Redemption 100.0000		986	986	986							986				16	10/24/2026	2.A Z
..70344E-AD-9	Patriot Growth Insurance Svcs Term Ln Nt 3 7.983% 10/14/27		09/30/2022	Redemption 100.0000		1,987	1,987	1,987							1,987				53	10/14/2027	4.A Z
..70559*-AE-6	Pegasus Global Enterprise Hlds Incremental Term Ln Nt 1 9.490% 05/29/25		09/30/2022	Redemption 100.0000		3,382	3,382	3,246	3,278		104		104		3,382				184	05/29/2025	3.A PL
..70559*-AF-3	Pegasus Global Enterprise Hlds Incremental DD Term Ln Nt 3 9.392% 05/29/25		09/30/2022	Tax Free Exchange Redemption 100.0000		150,296	150,296	150,296							150,296				5,733	05/29/2025	3.A PL
..70559*-AF-3	Pegasus Global Enterprise Hlds Incremental DD Term Ln Nt 1 9.891% 05/29/25		09/30/2022	Redemption 100.0000		1,328	1,328	1,328	286						1,328				95	05/29/2025	3.A PL
..71667*-AA-3	Petroleum Service Group LLC Delayed Draw Term Ln Nt 1 8.891% 07/23/25		07/01/2022	Redemption 100.0000		111	111	110	111		1		1		111				4	07/23/2025	3.B Z
..71667*-AB-1	Petroleum Service Group LLC Term Ln Nt 1 8.283% 07/23/25		07/01/2022	Redemption 100.0000		5,580	5,580	5,468	5,509		71		71		5,580				198	07/23/2025	3.B Z
..71667*-AD-7	Petroleum Service Group LLC New DD Term Ln Nt 3 8.455% 07/23/25		07/01/2022	Redemption 100.0000		12	12	12							12					07/23/2025	3.B Z
..71667*-AD-7	Petroleum Service Group LLC New DD Term Ln Nt 1 9.245% 07/23/25		07/01/2022	Redemption 100.0000		47	47	47	47						47				4	07/23/2025	3.B Z
..71667*-AD-7	Petroleum Service Group LLC New DD Term Ln Nt 2 9.604% 07/23/25		07/20/2022	Redemption 100.0000		603	603	603							603				11	07/23/2025	3.B Z
..71667*-AE-5	Petroleum Service Group LLC New Term Ln Nt 1 9.144% 07/23/25		07/01/2022	Redemption 100.0000		1,657	1,657	1,657	1,657						1,657				61	07/23/2025	3.B Z
..72584D-AF-1	Yum Brands New Term Ln B Nt 1 4.568% 03/15/28		09/30/2022	Redemption 100.0000		12,188	12,188	12,160	12,163		25		25		12,188				251	03/15/2028	2.C FE
..72753R-AD-0	Plaskolite PPC Inter II LLC 2021-1 Refinance Term Ln Nt 7.121% 12/14/25		07/20/2022	Redemption 100.0000		1,028	1,028	987			41		41		1,028					12/14/2025	4.B FE
..74016*-AA-5	Blade Holdings Inc Term Ln Nt 1 9.115% 08/31/27		09/30/2022	Redemption 100.0000		2,604	2,604	2,533	2,536		68		68		2,604				210	08/31/2027	4.C PL
..74016*-AB-3	Blade Holdings Inc Delayed Draw Term Ln Nt 1 8.564% 08/31/27		09/30/2022	Redemption 100.0000		1,297	1,297	1,297							1,297				37	08/31/2027	4.C PL
..74016*-AC-1	Blade Holdings Inc New Term Ln Nt 1 8.564% 08/31/27		09/30/2022	Redemption 100.0000		184	184	184							184				7	08/31/2027	3.A PL

STATEMENT AS OF SEPTEMBER 30, 2022 OF THE NATIONWIDE MUTUAL INSURANCE COMPANY

SCHEDULE D - PART 4

Show All Long-Term Bonds and Stock Sold, Redeemed or Otherwise Disposed of During the Current Quarter

1	2	3	4	5	6	7	8	9	10	Change In Book/Adjusted Carrying Value					16	17	18	19	20	21	22
										11	12	13	14	15							
CUSIP Identification	Description	For- eign	Disposal Date	Name of Purchaser	Number of Shares of Stock	Consid- eration	Par Value	Actual Cost	Prior Year Book/ Adjusted Carrying Value	Unrealized Valuation Increase/ (Decrease)	Current Year's (Amor- tization)/ Accretion	Current Year's Other Than Temporary Impairment Recog- nized	Total Change in Book/ Adjusted Carrying Value (11 + 12 - 13)	Total Foreign Exchange Change in Book /Adjusted Carrying Value	Book/ Adjusted Carrying Value at Disposal Date	Foreign Exchange Gain (Loss) on Disposal	Realized Gain (Loss) on Disposal	Total Gain (Loss) on Disposal	Bond Interest/ Stock Dividends Received During Year	Stated Con- tractual Maturity Date	NAIC Desig- nation, NAIC Desig- nation Modifier and SVO Admini- strative Symbol
..74016*-AC-1	Blade Holdings Inc New Term Ln Nt 1 8.564% 08/31/27		07/16/2022	Redemption 100.0000		184	184	184							184				3	08/31/2027	4.C Z
..74140#-AA-0	Command Alkon (Potter Buyer) New Term Ln Nt 1 11.365% 04/23/27		09/30/2022	Redemption 100.0000		8,102	8,102	7,859	7,905		198		198		8,102				570	04/23/2027	3.C PL
..74140#-AB-8	Command Alkon (Potter Buyer) Incremental Term Ln Nt 2 11.365% 04/23/27		09/30/2022	Redemption 100.0000		2,594	2,594	2,516	2,527		67		67		2,594				171	04/23/2027	3.C PL
..74140#-AD-4	Command Alkon (Potter Buyer) Incremental DD Term Ln Nt 1 11.365% 04/23/27		09/30/2022	Redemption 100.0000		574	574	565	566		8		8		574				38	04/23/2027	3.C PL
..74354#-AA-1	Project Essential Bidco 1st Lien Term Ln 6.750% 04/20/28		09/30/2022	Redemption 100.0000		4,500	4,500	4,421	4,427		73		73		4,500				231	04/20/2028	3.C PL
..74743*-AA-5	Quail Buyer Inc Term Ln Nt 1 8.032% 10/01/27		09/30/2022	Redemption 100.0000		6,087	6,087	6,087	5,970	117			117		6,087				333	10/01/2027	3.C PL
..75445@-AA-1	Rawlings Sporting Goods Inc Term Ln Nt 1 8.500% 12/31/26		09/30/2022	Redemption 100.0000		4,500	4,500	4,379	4,278		105		105		4,500				279	12/31/2026	3.B PL
..75445@-AB-9	Rawlings Sporting Goods Inc Delayed Draw Term Ln Nt 1 9.894% 12/31/26		09/30/2022	Redemption 100.0000		714	714	714	714						714				53	12/31/2026	3.B Z
..75734@-AB-9	Reddy Ice Holdings Inc Term Ln Nt 10 8.777% 07/01/25		09/30/2022	Redemption 100.0000		5,318	5,318	5,228			91		91		5,318				112	07/01/2025	3.B Z
..75734@-AB-9	Reddy Ice Holdings Inc Term Ln Nt 1 8.777% 07/01/25		07/06/2022	Tax Free Exchange		5,228	5,318	5,159	5,216		12		12		5,228				309	07/01/2025	3.B Z
..75734@-AC-7	Reddy Ice Holdings Inc Delayed Draw Term Ln Nt 2 6.970% 07/01/25		07/06/2022	Tax Free Exchange		676	682	672	675		1		1		676				39	07/01/2025	3.B Z
..75734@-AC-7	Reddy Ice Holdings Inc Delayed Draw Term Ln Nt 8 8.793% 07/01/25		09/30/2022	Redemption 100.0000		682	682	676			6		6		682				14	07/01/2025	3.B Z
..75734@-AC-7	Reddy Ice Holdings Inc Delayed Draw Term Ln Nt 7 10.174% 07/01/25		07/12/2022	Redemption 100.0000		334	334	331			3		3		334				15	07/01/2025	3.B Z
..76028@-AA-4	Repairify Inc Term Ln Nt 1 8.674% 06/14/27		09/30/2022	Redemption 100.0000		4,500	4,500	4,410	4,417		83		83		4,500				226	06/14/2027	1.G PL
..76168J-AS-5	Zurn Water Solutions Inc 1st Lien Term Ln Nt 1 5.371% 09/15/28		09/30/2022	Redemption 100.0000		11,315	11,315	11,329	11,296	33	(14)		19		11,315				296	09/15/2028	3.C FE
..76252@-AC-7	Rialto Management Group LLC Term Ln 2021-2 Nt 1 9.424% 11/30/24		09/30/2022	Redemption 100.0000		7,072	7,072	7,072	7,072						7,072				385	11/30/2024	2.B PL
..78431@-AA-1	Harmony Fds/Santa Cruz Hlds Term Ln Nt 1 7.807% 12/13/23		09/30/2022	Redemption 100.0000		2,836	2,836	2,801	2,821		16		16		2,836				129	12/13/2023	3.C PL
..78433*-AA-1	SG Acquisition Inc (Safeguard) Term Ln Nt 1 8.115% 01/27/27		08/02/2022	Redemption 100.0000		44,411	44,411	43,523	43,731		681		681		44,411				1,580	01/27/2027	3.A PL
..78486@-AA-5	SSE Buyer Inc Term Ln Nt 1 12.097% 06/30/26		09/30/2022	Redemption 100.0000		10,432	10,432	10,119	10,179		252		252		10,432				811	06/30/2026	1.G Z
..78642#-AA-4	Safe Home Security Inc Term Ln Nt 1 9.883% 08/04/24		07/01/2022	Redemption 100.0000		3,794	3,794	3,718	3,741		52		52		3,794				158	08/04/2024	2.C PL
..78642#-AB-2	Safe Home Security Inc Delayed Draw Term Ln Nt 1 10.243% 08/04/24		07/01/2022	Redemption 100.0000		296	296	296	118						296				13	08/04/2024	2.C PL
..78669#-AA-2	SageSure Holdings LLC Term Ln Nt 1 8.863% 01/28/28		09/30/2022	Redemption 100.0000		2,262	2,262	2,262							2,262				393	01/28/2028	2.B PL
..79546K-AE-0	Sally Beauty Holdings New Term Ln B-1 Nt 1 5.371% 07/05/24		09/30/2022	Redemption 100.0000		14,001	14,001	14,065	13,948	80	(27)		53		14,001				350	07/05/2024	3.A FE
..816307-A@-1	Selectquote Inc Initial Term Ln Nt 1 8.633% 10/31/24		09/30/2022	Redemption 100.0000		142,665	142,665	140,584	92,758		1,706		1,706		142,665				7,933	10/31/2024	2.B PL
..81760H-AG-7	ServiceMaster Co Term Ln D Nt 1 4.871% 11/05/26		07/08/2022	JP Morgan Securities LLC		1,884,063	1,922,514	1,920,111	1,917,707	3,096	144		3,240		1,920,948	(36,885)	(36,885)		23,057	11/05/2026	3.A FE
..82890*-AA-9	SimpliSafe Inc Term Ln Nt 1 13.250% 05/02/28		09/30/2022	Redemption 100.0000		2,222	2,222	2,222							2,222				62	05/02/2028	4.A Z
..83549#-AA-8	Sonny's Enterprises LLC Term Ln Nt 1 9.806% 08/31/26		09/30/2022	Redemption 100.0000		23,780	23,780	23,305	23,395		386		386		23,780				1,170	08/31/2026	4.C

STATEMENT AS OF SEPTEMBER 30, 2022 OF THE NATIONWIDE MUTUAL INSURANCE COMPANY

SCHEDULE D - PART 4

Show All Long-Term Bonds and Stock Sold, Redeemed or Otherwise Disposed of During the Current Quarter

1	2	3	4	5	6	7	8	9	10	Change In Book/Adjusted Carrying Value					16	17	18	19	20	21	22
										11	12	13	14	15							
CUSIP Ident- ification	Description	For- eign	Disposal Date	Name of Purchaser	Number of Shares of Stock	Consid- eration	Par Value	Actual Cost	Prior Year Book/ Adjusted Carrying Value	Unrealized Valuation Increase/ (Decrease)	Current Year's (Amor- tization)/ Accretion	Current Year's Other Than Temporary Impairment Recog- nized	Total Change in Book/ Adjusted Carrying Value (11 + 12 - 13)	Total Foreign Exchange Change in Book /Adjusted Carrying Value	Book/ Adjusted Carrying Value at Disposal Date	Foreign Exchange Gain (Loss) on Disposal	Realized Gain (Loss) on Disposal	Total Gain (Loss) on Disposal	Bond Interest/ Stock Dividends Received During Year	Stated Con- tractual Maturity Date	NAIC Desig- nation, NAIC Desig- nation Modifier and SVO Admini- strative Symbol
..83549#-AB-6	Sonny's Enterprises LLC Delayed Draw Term Ln Nt 1 9.806% 08/31/26		09/30/2022	Redemption 100.0000											3,659				183	08/31/2026	4.C
..85789#-AA-2	Stealth Holding LLC Term Ln Nt 1 9.557% 03/01/26		07/01/2022	Redemption 100.0000		2,181	2,181	2,137	2,143		38		38		2,181				130	03/01/2026	3.C PL
..85789#-AB-0	Stealth Holding LLC Delayed Draw Term Ln Nt 2 9.000% 03/01/26		07/01/2022	Redemption 100.0000		69	69	68	68		1		1		69				5	03/01/2026	3.C PL
..85789#-AB-0	Stealth Holding LLC Delayed Draw Term Ln Nt 4 9.035% 03/01/26		07/01/2022	Redemption 100.0000		104	104	104	104						104				4	03/01/2026	3.C PL
..85789#-AB-0	Stealth Holding LLC Delayed Draw Term Ln Nt 10 9.488% 03/01/26		07/01/2022	Redemption 100.0000		64	64	64							64					03/01/2026	3.C PL
..85789#-AB-0	Stealth Holding LLC Delayed Draw Term Ln Nt 7 9.516% 03/01/26		07/01/2022	Redemption 100.0000		104	104	104							104				2	03/01/2026	3.C PL
..85789#-AB-0	Stealth Holding LLC Delayed Draw Term Ln Nt 11 9.519% 03/01/26		07/01/2022	Redemption 100.0000		42	42	42							42					03/01/2026	3.C PL
..85789#-AB-0	Stealth Holding LLC Delayed Draw Term Ln Nt 1 9.760% 03/01/26		07/01/2022	Redemption 100.0000		69	69	68	68		1		1		69				12	03/01/2026	3.C PL
..85789#-AB-0	Stealth Holding LLC Delayed Draw Term Ln Nt 8 9.944% 03/01/26		07/01/2022	Redemption 100.0000		202	202	202							202				4	03/01/2026	3.C PL
..85789#-AB-0	Stealth Holding LLC Delayed Draw Term Ln Nt 3 10.303% 03/01/26		07/01/2022	Redemption 100.0000		380	380	378	378		2		2		380				15	03/01/2026	3.C PL
..85789#-AB-0	Stealth Holding LLC Delayed Draw Term Ln Nt 6 10.378% 03/01/26		07/15/2022	Tax Free Exchange		55,108	55,108	55,108	55,108						55,108				2,248	03/01/2026	3.C PL
..85789#-AC-8	Stealth Holding LLC Incremental DD Term Ln Nt 1 10.277% 03/01/26		07/01/2022	Redemption 100.0000		106	106	106							106					03/01/2026	3.C Z
..86738#-AA-6	Sigma Electric Manufact Corp Term Ln A-1 Nt 1 8.424% 10/31/23		09/30/2022	Redemption 100.0000		7,332	7,332	7,185	7,282		50		50		7,332				343	10/31/2023	3.A PL
..87300#-AD-6	THG Acquisition LLC 1st Lien Term Ln Nt 1 9.365% 12/02/26		09/30/2022	Redemption 100.0000		1,688	1,688	1,645	1,651		36		36		1,688				91	12/02/2026	3.A PL
..87300#-AE-4	THG Acquisition LLC 1st Lien DD Term Ln Nt 1 9.365% 12/02/26		09/30/2022	Redemption 100.0000		2,813	2,813	2,799	2,515		13		13		2,813				147	12/02/2026	3.A PL
..87326#-AA-8	Wealth Enhance Group LLC Delayed Draw Term Ln #2 Nt 6 7.848% 10/02/25		07/01/2022	Redemption 100.0000		2,819	2,819	2,819	2,344						2,819				94	10/02/2025	3.A PL
..87326#-AA-8	Wealth Enhance Group LLC Delayed Draw Term Ln #2 Nt 1 7.911% 10/02/25		07/01/2022	Redemption 100.0000		1,307	1,307	1,301	1,302		6		6		1,307				46	10/02/2025	3.A PL
..87326#-AB-6	Wealth Enhance Group LLC 5th Amendment DD Nt 1 8.832% 10/02/25		07/01/2022	Redemption 100.0000		788	788	785	785		3		3		788				28	10/02/2025	3.A PL
..88233F-AK-6	Vistra Operations Co LLC Incremental Term Ln Nt 1 4.865% 12/31/25		09/30/2022	Redemption 100.0000		10,242	10,242	10,185	10,196		46		46		10,242				217	12/31/2025	2.C FE
..88632N-AP-5	Tibco Software Inc New Term Ln B #3 Nt 1 6.383% 07/03/26		08/31/2022	Redemption 100.0000		24,937	24,937	24,889	24,781	111	45		156		24,937				776	07/03/2026	4.B FE
..90212T-AD-3	2U Inc Term Ln Nt 1 9.424% 12/28/24		09/30/2022	Redemption 100.0000		5,360	5,360	5,284	5,282	10	68		78		5,360				288	12/28/2024	4.C PL
..90230#-AA-7	Playon Sports Inc Term Ln Nt 1 9.736% 03/14/29		07/21/2022	Redemption 100.0000		56,306	56,306	56,306							56,306				2,407	03/14/2029	4.A Z
..90347B-AH-1	Axalta Coating Systems New Term Ln B Nt 1 5.642% 06/01/24		07/07/2022	Barclays Capital Inc		1,349,345	1,369,894	1,377,726	1,368,181	4,918	(553)		4,365		1,372,546		(23,200)	(23,200)	17,369	06/01/2024	3.A FE
..90347B-AH-1	Axalta Coating Systems New Term Ln B Nt 1 5.642% 06/01/24		09/30/2022	Redemption 100.0000		38,696	38,696	38,942	38,648	149	(101)		48		38,696				856	06/01/2024	3.A FE
..90382*-AA-7	20 Gates Auto Warehouse Class A 3.395% 09/17/31		09/19/2022	Redemption 100.0000		22,248	22,248	22,248							22,248				324,729	09/17/2031	1.F PL
..90385@-AA-2	Ultimus Group Midco LLC New 1st Lien Term Ln Nt 1 8.424% 02/01/26		09/30/2022	Redemption 100.0000		1,903	1,903	1,903	1,903						1,903				89	02/01/2026	4.A Z
..90385P-AC-4	Ultimus Group Midco LLC 1st Lien Term Ln Nt 1 7.924% 02/01/24		09/30/2022	Redemption 100.0000		5,367	5,367	5,367	5,367						5,367				247	02/01/2024	4.B PL

STATEMENT AS OF SEPTEMBER 30, 2022 OF THE NATIONWIDE MUTUAL INSURANCE COMPANY

SCHEDULE D - PART 4

Show All Long-Term Bonds and Stock Sold, Redeemed or Otherwise Disposed of During the Current Quarter

1	2	3	4	5	6	7	8	9	10	Change In Book/Adjusted Carrying Value					16	17	18	19	20	21	22
										11	12	13	14	15							
CUSIP Identification	Description	For- eign	Disposal Date	Name of Purchaser	Number of Shares of Stock	Consid- eration	Par Value	Actual Cost	Prior Year Book/ Adjusted Carrying Value	Unrealized Valuation Increase/ (Decrease)	Current Year's (Amor- tization)/ Accretion	Current Year's Other Than Temporary Impairment Recogn- ized	Total Change in Book/ Adjusted Carrying Value (11 + 12 - 13)	Total Foreign Exchange Change in Book /Adjusted Carrying Value	Book/ Adjusted Carrying Value at Disposal Date	Foreign Exchange Gain (Loss) on Disposal	Realized Gain (Loss) on Disposal	Total Gain (Loss) on Disposal	Bond Interest/ Stock Dividends Received During Year	Stated Con- tractual Maturity Date	NAIC Desig- nation, NAIC Desig- nation Modifier and SVO Admini- strative Symbol
90932R-AJ-3	United Airlines Term Ln B Nt 1 6.533% 04/21/28		09/30/2022	Redemption 100.0000		23,351	23,351	23,380	23,379		(28)		(28)		23,351				1,019	04/21/2028	3.B FE
91823C-AB-3	V Global Hlds aka Vertellus Revolver Nt 2 8.000% 12/22/25		09/02/2022	Redemption 100.0000		39,789	39,789	39,789							39,789				206	12/22/2025	4.B Z
91823C-AB-3	V Global Hlds aka Vertellus Revolver Nt 2 8.000% 12/22/25		09/06/2022	Tax Free Exchange		11,368	11,368	11,368							11,368				359	12/22/2025	4.B Z
91823C-AC-1	V Global Hlds aka Vertellus Initial Term Ln Nt 2 8.386% 12/22/27		08/09/2022	Tax Free Exchange		5,089,390	5,089,390	5,089,390							5,089,390				82,703	12/22/2027	4.B Z
928432-A*-4	Visual Edge Technology Inc Term Ln Nt 2 8.793% 08/31/23		09/20/2022	Tax Free Exchange		16,176	16,250	15,905	15,554	585	(15)		570		16,176				1,047	08/31/2023	4.B PL
928432-A*-4	Visual Edge Technology Inc Term Ln Nt 16 8.865% 08/31/23		09/30/2022	Redemption 100.0000		16,250	16,250	16,176			74		74		16,250				129	08/31/2023	4.B PL
928432-A@-2	Visual Edge Technology Inc Delayed Draw Ln Nt 1 8.523% 08/31/23		09/20/2022	Tax Free Exchange		14,736	14,736	14,736	14,106	584			584		14,736				937	08/31/2023	4.B PL
928432-A@-2	Visual Edge Technology Inc Delayed Draw Ln Nt 22 9.424% 08/31/23		09/30/2022	Redemption 100.0000		14,736	14,736	14,736							14,736				117	08/31/2023	4.B PL
92974*-AA-7	Discovery Life Sciences LLC Term Ln Nt 1 10.170% 03/30/24		09/30/2022	Redemption 100.0000		2,430	2,430	2,382	2,405		26		26		2,430				138	03/30/2024	3.B PL
92974*-AB-5	Discovery Life Sciences LLC Delayed Draw Term Ln Nt 1 9.115% 03/30/24		09/30/2022	Redemption 100.0000		797	797	790	791		6		6		797				56	03/30/2024	3.B PL
92974*-AC-3	Discovery Life Sciences LLC New Term Ln Nt 3 9.059% 03/30/24		09/30/2022	Redemption 100.0000		449	449	449	449						449				26	03/30/2024	3.B PL
92974*-AC-3	Discovery Life Sciences LLC New Term Ln Nt 1 10.170% 03/30/24		09/30/2022	Redemption 100.0000		647	647	634	640		7		7		647				43	03/30/2024	3.B PL
92975@-AA-4	Wealth Enhance Group LLC Term Ln Nt 1 7.911% 10/02/25		07/01/2022	Redemption 100.0000		3,850	3,850	3,793	3,812		38		38		3,850				157	10/02/2025	3.A PL
92975@-AB-2	Wealth Enhance Group LLC Delayed Draw Term Ln Nt 1 7.911% 10/02/25		07/01/2022	Redemption 100.0000		2,374	2,374	2,360	1,931		13		13		2,374				89	10/02/2025	3.A PL
93279#-AC-9	Walnut Parent Inc 2nd Amendment Inc TL Nt 1 8.584% 11/09/27		08/26/2022	Redemption 100.0000		1,812	1,812	1,812							1,812				43	11/09/2027	4.B Z
93711*-AA-3	Wash Encore Holdings LLC Term Ln Nt 1 8.556% 07/30/27		07/01/2022	Redemption 100.0000		3,167	3,167	3,103	3,107		60		60		3,167				108	07/30/2027	3.A PL
93711*-AB-1	Wash Encore Holdings LLC Delayed Draw Term Ln Nt 1 8.908% 07/30/27		07/01/2022	Redemption 100.0000		1,152	1,152	1,152	1,140	12			12		1,152				39	07/30/2027	4.B Z
96145@-AA-0	Westrock Coffee Holdings LLC Term Ln Nt 1 9.543% 02/28/25		08/29/2022	Redemption 100.0000		7,280,092	7,280,092	7,154,217	7,149,216	44,350	86,526		130,876		7,280,092				589,357	02/28/2025	3.A PL
96811*-AA-5	Wildcat Buyer Co Inc Term Ln Nt 1 9.174% 02/27/26		09/30/2022	Redemption 100.0000		965	965	944	949		16		16		965				52	02/27/2026	2.C PL
96811*-AB-3	Wildcat Buyer Co Inc Delayed Draw Term Ln Nt 1 9.128% 02/27/26		09/30/2022	Redemption 100.0000		506	506	504	179		2		2		506				23	02/27/2026	2.C PL
96811*-AD-9	Wildcat Buyer Co Inc Incremental Term Ln Nt 1 9.424% 02/27/26		09/30/2022	Redemption 100.0000		789	789	789	789						789				49	02/27/2026	2.C PL
96811*-AG-2	Wildcat Buyer Co Inc 2nd Incremental DD Term Ln Nt 1 8.884% 02/27/26		09/30/2022	Redemption 100.0000		425	425	425							425				20	02/27/2026	2.C Z
96811*-AG-2	Wildcat Buyer Co Inc 2nd Incremental DD Term Ln Nt 2 9.090% 02/27/26		09/30/2022	Tax Free Exchange		57,337	57,337	57,337							57,337				1,277	02/27/2026	2.C Z
97383*-AA-1	Winebow Holdings Inc Term Ln Nt 1 9.924% 07/01/25		09/30/2022	Redemption 100.0000		4,500	4,500	4,433	4,442		58		58		4,500				261	07/01/2025	3.C PL
98415D-B#-0	Xifin Term Ln Nt 1 8.871% 02/06/26		09/30/2022	Various		3,562	3,562	3,562	3,562						3,562				212	02/06/2026	3.A PL
98538#-AA-9	Youth Enrichment Brands LLC Incremental Term Ln Nt 1 8.345% 06/06/28		09/30/2022	Redemption 100.0000		3,684	3,684	3,684							3,684				91	06/06/2028	3.A PL
BL2961-73-0	Ultimate Software Group Inc Initial Term Ln Nt 1 6.865% 05/03/26		09/30/2022	Redemption 100.0000		49,750	49,750	49,952	49,626	256	(132)		124		49,750				1,838	05/03/2026	4.C FE

STATEMENT AS OF SEPTEMBER 30, 2022 OF THE NATIONWIDE MUTUAL INSURANCE COMPANY

SCHEDULE D - PART 4

Show All Long-Term Bonds and Stock Sold, Redeemed or Otherwise Disposed of During the Current Quarter

1	2	3	4	5	6	7	8	9	10	Change In Book/Adjusted Carrying Value					16	17	18	19	20	21	22
										11	12	13	14	15							
CUSIP Identification	Description	For- eign	Disposal Date	Name of Purchaser	Number of Shares of Stock	Consid- eration	Par Value	Actual Cost	Prior Year Book/ Adjusted Carrying Value	Unrealized Valuation Increase/ (Decrease)	Current Year's (Amor- tization)/ Accretion	Current Year's Other Than Temporary Impairment Recog- nized	Total Change in Book/ Adjusted Carrying Value (11 + 12 - 13)	Total Foreign Exchange Change in Book /Adjusted Carrying Value	Book/ Adjusted Carrying Value at Disposal Date	Foreign Exchange Gain (Loss) on Disposal	Realized Gain (Loss) on Disposal	Total Gain (Loss) on Disposal	Bond Interest/ Stock Dividends Received During Year	Stated Con- tractual Maturity Date	NAIC Desig- nation, NAIC Desig- nation Modifier and SVO Admini- strative Symbol
..C9196*-AA-0	Trimaster Manufacturing Inc Term Ln Nt 1 9.115% 08/31/27		09/30/2022	Redemption 100.0000		679	679	661	662		18		18		679				54	08/31/2027	4.C PL
..C9300#-AA-9	UCIT Online Security Inc CAD Term Ln Nt 1 9.532% 03/01/26		07/01/2022	Redemption 100.0000		2,679	2,679	2,625	2,633		46		46		2,679				160	03/01/2026	3.C Z
..L7574*-AA-6	Surgical Specialists LLC Delayed Draw Term Ln Nt 1 8.793% 01/28/28		09/30/2022	Redemption 100.0000		1,898	1,898	1,850	1,842	13	43		56		1,898				247	01/28/2028	4.C
..L7574*-AB-4	Surgical Specialists LLC Term Ln Nt 1 8.793% 01/28/28		09/30/2022	Redemption 100.0000		783	783	763	759	6	18		24		783				59	01/28/2028	4.C
..000000-00-0	Burger King Term Ln B-4 Nt 1 4.865% 11/14/26	A	09/30/2022	Redemption 100.0000		72,312	72,312	72,309	71,122	1,186	4		1,190		72,312				1,500	11/14/2026	3.B FE
..68371Y-AJ-2	Open Text Corp Term Ln Nt 1 4.871% 05/30/25	A	08/12/2022	Barclays Capital Inc		4,723,806	4,719,677	4,735,581	4,728,858		(1,326)		(1,326)		4,727,532		(3,726)	(3,726)	65,282	05/30/2025	2.C FE
..68371Y-AJ-2	Open Text Corp Term Ln Nt 1 4.871% 05/30/25	A	09/30/2022	Redemption 100.0000		18,465	18,465	18,534	18,505		(40)		(40)		18,465				451	05/30/2025	2.C FE
..02034#-AA-0	MISIS (Almonde Inc) Term Ln Nt 1 6.306% 04/28/24	D	08/31/2022	Redemption 100.0000		50,110	50,110	49,972	49,922	124	64		188		50,110				2,056	04/28/2024	4.B FE
1909999999. Subtotal - Bonds - Unaffiliated Bank Loans						84,929,961	85,032,476	84,699,645	46,046,665	73,697	223,599		297,296		84,998,769		(68,807)	(68,807)	2,403,972	XXX	XXX
2509999997. Total - Bonds - Part 4						618,739,168	620,556,171	628,465,878	525,585,908	(4,163,188)	(640,770)	12,009	(4,815,967)		620,875,073		(2,467,225)	(2,467,225)	16,813,062	XXX	XXX
2509999998. Total - Bonds - Part 5						XXX	XXX	XXX	XXX	XXX	XXX	XXX	XXX	XXX	XXX	XXX	XXX	XXX	XXX	XXX	XXX
2509999999. Total - Bonds						618,739,168	620,556,171	628,465,878	525,585,908	(4,163,188)	(640,770)	12,009	(4,815,967)		620,875,073		(2,467,225)	(2,467,225)	16,813,062	XXX	XXX
..000000-00-0	MAF Global Securities Jr Sub Nt 5.500% Perpet	D	07/01/2022	Call 100.2500	700,000.000	701,750	0.00	708,575	709,365	(790)			(790)		708,575		(8,575)	(8,575)	33,192		3.A FE
..000000-00-0	Network i2i Ltd Sub Nt Fix to Float 5.650% Perpet	D	08/01/2022	Direct	254,000.000	245,110	0.00	262,255							262,255		(17,145)	(17,145)	11,481		3.B FE
..000000-00-0	DP World Salaam Jr Nt Fix to Float 6.000% Perpet	D	09/28/2022	Direct	950,000.000	921,500	0.00	1,036,375	1,027,436	8,939			8,939		1,036,375		(114,875)	(114,875)	71,092		3.B FE
..000000-00-0	Commercial Bank of Dubai Jr Sub Nt 6.000% Perpet	D	08/01/2022	Direct	240,000.000	230,856	0.00	251,160	252,147	(987)			(987)		251,160		(20,304)	(20,304)	11,280		5.B GI
..0562G-AJ-8	Banco Mercantil De Norte Jr Sub Nt 7.625% Perpet	D	08/09/2022	Direct	275,000.000	256,438	0.00	289,094	293,608	(4,514)			(4,514)		289,094		(32,656)	(32,656)	17,765		3.C FE
4019999999. Subtotal - Preferred Stocks - Industrial and Miscellaneous (Unaffiliated) Perpetual Preferred						2,355,654	XXX	2,547,459	2,282,556	2,648			2,648		2,547,459		(193,555)	(193,555)	144,810	XXX	XXX
4509999997. Total - Preferred Stocks - Part 4						2,355,654	XXX	2,547,459	2,282,556	2,648			2,648		2,547,459		(193,555)	(193,555)	144,810	XXX	XXX
4509999998. Total - Preferred Stocks - Part 5						XXX	XXX	XXX	XXX	XXX	XXX	XXX	XXX	XXX	XXX	XXX	XXX	XXX	XXX	XXX	XXX
4509999999. Total - Preferred Stocks						2,355,654	XXX	2,547,459	2,282,556	2,648			2,648		2,547,459		(193,555)	(193,555)	144,810	XXX	XXX
5989999997. Total - Common Stocks - Part 4							XXX													XXX	XXX
5989999998. Total - Common Stocks - Part 5						XXX	XXX	XXX	XXX	XXX	XXX	XXX	XXX	XXX	XXX	XXX	XXX	XXX	XXX	XXX	XXX
5989999999. Total - Common Stocks							XXX													XXX	XXX
5999999999. Total - Preferred and Common Stocks						2,355,654	XXX	2,547,459	2,282,556	2,648			2,648		2,547,459		(193,555)	(193,555)	144,810	XXX	XXX
6009999999 - Totals						621,094,822	XXX	631,013,337	527,868,464	(4,160,540)	(640,770)	12,009	(4,813,319)		623,422,532		(2,660,780)	(2,660,780)	16,957,872	XXX	XXX

STATEMENT AS OF SEPTEMBER 30, 2022 OF THE NATIONWIDE MUTUAL INSURANCE COMPANY

SCHEDULE DB - PART A - SECTION 1

Showing all Options, Caps, Floors, Collars, Swaps and Forwards Open as of Current Statement Date

1	2	3	4	5	6	7	8	9	10	11	12	13	14	15	16	17	18	19	20	21	22	23
Description	Description of Item(s) Hedged, Used for Income Generation or Replicated	Schedule/ Exhibit Identifier	Type(s) of Risk(s) (a)	Exchange, Counterparty or Central Clearinghouse	Trade Date	Date of Maturity or Expiration	Number of Contracts	Notional Amount	Strike Price, Rate or Index Received (Paid)	Cumulative Prior Year(s) Initial Cost of Un-discounted Premium (Received) Paid	Current Year Initial Cost of Un-discounted Premium (Received) Paid	Current Year Income	Book/ Adjusted Carrying Value	Code	Fair Value	Unrealized Valuation Increase/ (Decrease)	Total Foreign Exchange Change in B./A.C.V.	Current Year's (Amortization)/ Accretion	Adjustment to Carrying Value of Hedged Item	Potential Exposure	Credit Quality of Reference Entity	Hedge Effectiveness at Inception and at Quarter-end (b)
0079999999. Subtotal - Purchased Options - Hedging Effective Excluding Variable Annuity Guarantees Under SSAP No.108														XXX							XXX	XXX
0149999999. Subtotal - Purchased Options - Hedging Effective Variable Annuity Guarantees Under SSAP No.108														XXX							XXX	XXX
0219999999. Subtotal - Purchased Options - Hedging Other														XXX							XXX	XXX
0289999999. Subtotal - Purchased Options - Replications														XXX							XXX	XXX
0359999999. Subtotal - Purchased Options - Income Generation														XXX							XXX	XXX
0429999999. Subtotal - Purchased Options - Other														XXX							XXX	XXX
0439999999. Total Purchased Options - Call Options and Warrants														XXX							XXX	XXX
0449999999. Total Purchased Options - Put Options														XXX							XXX	XXX
0459999999. Total Purchased Options - Caps														XXX							XXX	XXX
0469999999. Total Purchased Options - Floors														XXX							XXX	XXX
0479999999. Total Purchased Options - Collars														XXX							XXX	XXX
0489999999. Total Purchased Options - Other														XXX							XXX	XXX
0499999999. Total Purchased Options														XXX							XXX	XXX
0569999999. Subtotal - Written Options - Hedging Effective Excluding Variable Annuity Guarantees Under SSAP No.108														XXX							XXX	XXX
0639999999. Subtotal - Written Options - Hedging Effective Variable Annuity Guarantees Under SSAP No.108														XXX							XXX	XXX
0709999999. Subtotal - Written Options - Hedging Other														XXX							XXX	XXX
0779999999. Subtotal - Written Options - Replications														XXX							XXX	XXX
0849999999. Subtotal - Written Options - Income Generation														XXX							XXX	XXX
0919999999. Subtotal - Written Options - Other														XXX							XXX	XXX
0929999999. Total Written Options - Call Options and Warrants														XXX							XXX	XXX
0939999999. Total Written Options - Put Options														XXX							XXX	XXX
0949999999. Total Written Options - Caps														XXX							XXX	XXX
0959999999. Total Written Options - Floors														XXX							XXX	XXX
0969999999. Total Written Options - Collars														XXX							XXX	XXX
0979999999. Total Written Options - Other														XXX							XXX	XXX
0989999999. Total Written Options														XXX							XXX	XXX
Pay Fixed USD Receive Floating USD Interest Rate Swap	Surplus Note Hedge	N/A	Interest Rate.....	Deutsche Bank AG ... 7LTWIFYZ1CNSX8D621K8607/18/2012	..12/15/2024400,000,000	..LIBOR03M (4.57 USD)(3,288,011)18,345,3572,973,859	100 / 100
0999999999. Subtotal - Swaps - Hedging Effective Excluding Variable Annuity Guarantees Under SSAP No.108 - Interest Rate											(3,288,011)	XXX18,345,3572,973,859	XXX	XXX
Pay Fixed EUR Receive Fixed USD Cross Currency Swap	Foreign Currency AFS Bond	D-1	Foreign Currency	Barclays Bank PLC . G5GSEF7VJP5170UK557306/29/2017	..07/19/20237,998,200	..3.11 USD (0.98 EUR)133,9841,136,8001,111,4681,097,60035,769	100 / QL
Pay Fixed EUR Receive Fixed USD Cross Currency Swap	Foreign Currency AFS Bond	D-1	Foreign Currency	Barclays Bank PLC . G5GSEF7VJP5170UK557306/29/2017	..07/19/20249,140,800	..3.26 USD (1.17 EUR)151,7431,299,2001,265,7721,254,40061,365	100 / QL
Pay Fixed GBP Receive Fixed USD Cross Currency Swap	Foreign Currency AFS Bond	D-1	Foreign Currency	Royal Bank of Scotland RR3QW1CWW1PCS8A4S07408/07/2018	..04/16/20287,099,525	..4.36 USD (2.77 GBP)101,207973,0041,316,5841,325,80483,611	100 / QL
Pay Fixed GBP Receive Fixed USD Cross Currency Swap	Foreign Currency AFS Bond	D-1	Foreign Currency	Royal Bank of Scotland RR3QW1CWW1PCS8A4S07408/07/2018	..04/16/20287,099,525	..4.3 USD (2.69 GBP)101,785973,0041,317,4341,325,80483,611	100 / QL
Pay Fixed JPY Receive Fixed USD Cross Currency Swap	Foreign Currency AFS Bond	D-1	Foreign Currency	Citibank NA E570DZVZ7FF32TWFA7609/02/2020	..09/25/203228,237,952	..2.19 USD (0.86 JPY)325,5977,511,1311,562,9785,342,001446,359	100 / QL
Pay Fixed EUR Receive Fixed USD Cross Currency Swap	Foreign Currency AFS Bond	D-1	Foreign Currency	BNP Paribas ROMUWISFPUBM8MPR08K5P8310/01/2020	..10/29/203219,956,300	..2.76 USD (1.45 EUR)228,6323,292,9003,401,7412,665,600316,917	100 / QL
Pay Fixed EUR Receive Fixed USD Cross Currency Swap	Foreign Currency AFS Bond	D-1	Foreign Currency	BNP Paribas ROMUWISFPUBM8MPR08K5P8302/12/2021	..07/23/203113,668,480	..2.9 USD (1.24 EUR)190,2582,592,2202,884,2751,771,840202,926	100 / QL

STATEMENT AS OF SEPTEMBER 30, 2022 OF THE NATIONWIDE MUTUAL INSURANCE COMPANY

SCHEDULE DB - PART A - SECTION 1

Showing all Options, Caps, Floors, Collars, Swaps and Forwards Open as of Current Statement Date

1	2	3	4	5	6	7	8	9	10	11	12	13	14	15	16	17	18	19	20	21	22	23
Description	Description of Item(s) Hedged, Used for Income Generation or Replicated	Schedule/ Exhibit Identifier	Type(s) of Risk(s) (a)	Exchange, Counterparty or Central Clearinghouse	Trade Date	Date of Maturity or Expiration	Number of Contracts	Notional Amount	Strike Price, Rate or Index Received (Paid)	Cumulative Prior Year(s) Initial Cost of Un-discounted Premium (Received) Paid	Current Year Initial Cost of Un-discounted Premium (Received) Paid	Current Year Income	Book/ Adjusted Carrying Value	Code	Fair Value	Unrealized Valuation Increase/ (Decrease)	Total Foreign Exchange Change in B./A.C.V.	Current Year's (Amortization)/ Accretion	Adjustment to Carrying Value of Hedged Item	Potential Exposure	Credit Quality of Reference Entity	Hedge Effectiveness at Inception and at Quarter-end (b)
Pay Fixed GBP Receive Fixed USD Cross Currency Swap	Foreign Currency AFS Bond	D-1	Foreign Currency	Barclays Bank PLC . G5GSEF7VJP5170UK5573	..02/24/2022	..06/15/2029		..6,659,000	..3.37 USD (3.03 GBP)			..16,529	..1,074,000		..1,362,261		..1,074,000			..86,261		100 / QL
Pay Fixed GBP Receive Fixed USD Cross Currency Swap	Foreign Currency AFS Bond	D-1	Foreign Currency	Barclays Bank PLC . G5GSEF7VJP5170UK5573	..03/30/2022	..06/30/2030		..26,338,000	..3.85 USD (3.16 GBP)			..77,740	..3,998,000		..5,887,886		..3,998,000			..366,690		100 / QL
Pay Fixed EUR Receive Fixed USD Cross Currency Swap	Foreign Currency AFS Bond	D-1	Foreign Currency	Credit Agricole Corp 1VUV7VQFKU0QSJ21A208	..04/12/2022	..07/12/2032		..19,584,000	..4.03 USD (2.29 EUR)			..84,314	..1,940,400		..2,361,273		..1,940,400			..306,367		100 / QL
Pay Fixed EUR Receive Fixed USD Cross Currency Swap	Foreign Currency AFS Bond	D-1	Foreign Currency	Bank of America NA B4TYDEB6KMZ0031MB27	..04/13/2022	..05/18/2032		..19,476,000	..4.21 USD (2.6 EUR)			..133,661	..1,832,400		..2,548,669		..1,832,400			..302,323		100 / QL
Pay Fixed GBP Receive Fixed USD Cross Currency Swap	Foreign Currency AFS Bond	D-1	Foreign Currency	Citibank NA E570DZIWZFF32TWEFA76	..06/15/2022	..04/11/2039		..10,854,900	..5.69 USD (4.61 GBP)				..801,900		..1,782,718		..801,900			..220,729		100 / QL
1019999999. Subtotal - Swaps - Hedging Effective Excluding Variable Annuity Guarantees Under SSAP No.108 - Foreign Exchange												1,545,450	27,424,959	XXX	26,803,059		24,429,749			2,512,928	XXX	XXX
1049999999. Subtotal - Swaps - Hedging Effective Excluding Variable Annuity Guarantees Under SSAP No.108												(1,742,561)	27,424,959	XXX	45,148,416		24,429,749			5,486,787	XXX	XXX
1109999999. Subtotal - Swaps - Hedging Effective Variable Annuity Guarantees Under SSAP No.108														XXX							XXX	XXX
1169999999. Subtotal - Swaps - Hedging Other														XXX							XXX	XXX
1229999999. Subtotal - Swaps - Replication														XXX							XXX	XXX
1289999999. Subtotal - Swaps - Income Generation														XXX							XXX	XXX
1349999999. Subtotal - Swaps - Other														XXX							XXX	XXX
1359999999. Total Swaps - Interest Rate												(3,288,011)		XXX	18,345,357					2,973,859	XXX	XXX
1369999999. Total Swaps - Credit Default														XXX							XXX	XXX
1379999999. Total Swaps - Foreign Exchange												1,545,451	27,424,958	XXX	26,803,060		24,429,749			2,512,928	XXX	XXX
1389999999. Total Swaps - Total Return														XXX							XXX	XXX
1399999999. Total Swaps - Other														XXX							XXX	XXX
1409999999. Total Swaps												(1,742,561)	27,424,958	XXX	45,148,418		24,429,749			5,486,787	XXX	XXX
1479999999. Subtotal - Forwards														XXX							XXX	XXX
1509999999. Subtotal - SSAP No. 108 Adjustments														XXX							XXX	XXX
1689999999. Subtotal - Hedging Effective Excluding Variable Annuity Guarantees Under SSAP No.108												(1,742,561)	27,424,958	XXX	45,148,418		24,429,749			5,486,787	XXX	XXX
1699999999. Subtotal - Hedging Effective Variable Annuity Guarantees Under SSAP No.108														XXX							XXX	XXX
1709999999. Subtotal - Hedging Other														XXX							XXX	XXX
1719999999. Subtotal - Replication														XXX							XXX	XXX
1729999999. Subtotal - Income Generation														XXX							XXX	XXX
1739999999. Subtotal - Other														XXX							XXX	XXX
1749999999. Subtotal - Adjustments for SSAP No. 108 Derivatives														XXX							XXX	XXX
1759999999 - Totals												(1,742,561)	27,424,958	XXX	45,148,418		24,429,749			5,486,787	XXX	XXX

(a)	Code	Description of Hedged Risk(s)
1	REBALANCES PORTFOLIO DURATION
2	MANAGES CASH FLOW RISK
3	HEDGES THE EQUITY RISK OF A LIABILITY
4	HEDGES THE INTEREST RATE RISK OF AN ASSET
5	HEDGES THE INTEREST RATE RISK OF A LIABILITY
6	HEDGES THE CREDIT RISK OF AN ASSET
7	REPLICATION OF AN INDEX
8	HEDGES THE CURRENCY RISK OF AN ASSET
9	HEDGES THE CURRENCY RISK OF A LIABILITY

STATEMENT AS OF SEPTEMBER 30, 2022 OF THE NATIONWIDE MUTUAL INSURANCE COMPANY

(b)	Code	Financial or Economic Impact of the Hedge at the End of the Reporting Period
	0100	Qualitative Approach for Assessing Hedge Effectiveness

SCHEDULE DB - PART B - SECTION 1

1	2	3	4	5	6	7	8	9	10	11	12	13	14	Highly Effective Hedges			18	19	20	21	22				
														15	16	17									
Ticker Symbol	Number of Contracts	Notional Amount	Description	Description of Item(s) Hedged, Used for Income Generation or Replicated	Schedule/ Exhibit Identifier	Type(s) of Risk(s) (a)	Date of Maturity or Expiration	Exchange	Trade Date	Transaction Price	Reporting Date Price	Fair Value	Book/ Adjusted Carrying Value	Cumulative Variation Margin	Deferred Variation Margin	Change in Variation Margin Gain (Loss) Used to Adjust Basis of Hedged Item	Cumulative Variation Margin for All Other Hedges	Change in Variation Margin Gain (Loss) Recognized in Current Year	Potential Exposure	Hedge Effectiveness at Inception and at Quarter-end (b)	Value of One (1) Point				
1579999999. Subtotal - Long Futures																					XXX	XXX			
BPZ2	40	2,878,510	British Pound (GBP) Future Dec 2022	Private Equity FX Exposure	BA-1	Foreign Currency	12/19/2022	CME	09/08/2022	1.1184	1.1181	(29,250)					83,260	83,260	407,488	03	62,500				
ECZ2	782	98,029,070	Euro Currency (EUR) Future Dec 2022	Private Equity FX Exposure	BA-1	Foreign Currency	12/19/2022	CME	09/08/2022	1.0029	0.9862	(146,625)					1,628,020	1,628,020	7,966,395	03	125,000				
1609999999. Subtotal - Short Futures - Hedging Other													(175,875)												
1629999999. Subtotal - Short Futures - Income Generation																								XXX	XXX
1649999999. Subtotal - Short Futures													(175,875)							1,711,280	1,711,280	8,373,884	XXX	XXX	
1679999999. Subtotal - SSAP No. 108 Adjustments																							XXX	XXX	
1689999999. Subtotal - Hedging Effective Excluding Variable Annuity Guarantees Under SSAP No.108																							XXX	XXX	
1699999999. Subtotal - Hedging Effective Variable Annuity Guarantees Under SSAP No.108																							XXX	XXX	
1709999999. Subtotal - Hedging Other													(175,875)							1,711,280	1,711,280	8,373,884	XXX	XXX	
1719999999. Subtotal - Replication																							XXX	XXX	
1729999999. Subtotal - Income Generation																							XXX	XXX	
1739999999. Subtotal - Other																							XXX	XXX	
1749999999. Subtotal - Adjustments for SSAP No. 108 Derivatives																							XXX	XXX	
1759999999 - Totals													(175,875)							1,711,280	1,711,280	8,373,884	XXX	XXX	

	Beginning Cash Balance	Cumulative Cash Change	Ending Cash Balance
Broker Name			
Total Net Cash Deposits			

NONE

[illegible]

(b)	Code	Financial or Economic Impact of the Hedge at the End of the Reporting Period
	0100	Qualitative Approach for Assessing Hedge Effectiveness

STATEMENT AS OF SEPTEMBER 30, 2022 OF THE NATIONWIDE MUTUAL INSURANCE COMPANY

SCHEDULE DB - PART D - SECTION 1

Counterparty Exposure for Derivative Instruments Open as of Current Statement Date

1	2	3	Counterparty Offset		Book/Adjusted Carrying Value			Fair Value			12	13
			4	5	6	7	8	9	10	11		
Description of Exchange, Counterparty or Central Clearinghouse	Master Agreement (Y or N)	Credit Support Annex (Y or N)	Fair Value of Acceptable Collateral	Present Value of Financing Premium	Contracts With Book/Adjusted Carrying Value >0	Contracts With Book/Adjusted Carrying Value <0	Exposure Net of Collateral	Contracts With Fair Value >0	Contracts With Fair Value <0	Exposure Net of Collateral	Potential Exposure	Off-Balance Sheet Exposure
0199999999 - Aggregate Sum of Exchange Traded Derivatives	XXX	XXX	XXX						(175,875)		8,373,884	8,373,884
Barclays Bank PLC	Y	Y	10,077,000		7,508,000			9,627,388			550,086	
BNP Paribas	Y	Y	6,580,000		5,885,120			6,286,016			519,843	
Citibank NA	Y	Y	3,632,925		8,313,031		4,680,106	3,345,696			667,088	667,088
Deutsche Bank AG	Y	Y	13,669,000					18,345,357		4,676,357	2,973,859	
Royal Bank of Scotland	Y	Y	2,880,000		1,946,007			2,634,018			167,223	
Bank of America NA	Y	Y	2,990,000		1,832,400			2,548,669			302,323	
Cr�dit Agricole SA	Y	Y	2,600,000		1,940,400			2,361,273			306,367	
Morgan Stanley Capital Service	Y	Y										
0299999999. Total NAIC 1 Designation			42,428,925		27,424,958		4,680,106	45,148,418		4,676,357	5,486,788	667,088
0399999999. Total NAIC 2 Designation												
0499999999. Total NAIC 3 Designation												
0599999999. Total NAIC 4 Designation												
0699999999. Total NAIC 5 Designation												
0799999999. Total NAIC 6 Designation												
0899999999. Aggregate Sum of Central Clearinghouses (Excluding Exchange Traded)												
0999999999 - Gross Totals			42,428,925		27,424,958		4,680,106	45,148,418	(175,875)	4,676,357	13,860,672	9,040,972
1. Offset per SSAP No. 64												
2. Net after right of offset per SSAP No. 64					27,424,958							

STATEMENT AS OF SEPTEMBER 30, 2022 OF THE NATIONWIDE MUTUAL INSURANCE COMPANY

SCHEDULE DB - PART D - SECTION 2

Collateral for Derivative Instruments Open as of Current Statement Date

Collateral Pledged by Reporting Entity

1	2	3	4	5	6	7	8	9
Exchange, Counterparty or Central Clearinghouse	Type of Asset Pledged	CUSIP Identification	Description	Fair Value	Par Value	Book/Adjusted Carrying Value	Maturity Date	Type of Margin (I, V or IV)
Goldman Sachs Group - CME	Security	912828-H4-5	U S Treasury 01/15/2025 TIPS	8,373,884	7,000,000	8,781,003	01/15/2025	I
0199999999 - Total				8,373,884	7,000,000	8,781,003	XXX	XXX

Collateral Pledged to Reporting Entity

1	2	3	4	5	6	7	8	9
Exchange, Counterparty or Central Clearinghouse	Type of Asset Pledged	CUSIP Identification	Description	Fair Value	Par Value	Book/Adjusted Carrying Value	Maturity Date	Type of Margin (I, V or IV)
						XXX		
Bank of America Corp - OTC	Cash	B4TYDEB6GKMZ0031MB27	Cash	2,990,000		XXX		V
Barclays Bank PLC - OTC	Cash	G5GSEF7VJP5170UK5573	Cash	10,077,000		XXX		V
BNP Paribas - OTC	Cash	ROMUWISFPU8MPRO8K5P83	Cash	6,580,000		XXX		V
Citibank NA - OTC	Cash	E570DZNZ7FF32TWEFA76	Cash	3,632,925		XXX		V
Credit Agricole - OTC	Cash	1VUV7VQFKU0GSJ21A208	Cash	2,600,000		XXX		V
Deutsche Bank AG - OTC	Cash	7LTFWZYICNSX8D621K86	Cash	13,669,000		XXX		V
Royal Bank of Scotland - OTC	Cash	RR3QWICWIIPCS8A4S074	Cash	2,880,000		XXX		V
0299999999 - Total				42,428,925		XXX	XXX	XXX

STATEMENT AS OF SEPTEMBER 30, 2022 OF THE NATIONWIDE MUTUAL INSURANCE COMPANY

SCHEDULE DB - PART E

Derivatives Hedging Variable Annuity Guarantees as of Current Statement Date

This schedule is specific for the derivatives and the hedging programs captured in SSAP No. 108

[illegible]

SCHEDULE DL - PART 1
SECURITIES LENDING COLLATERAL ASSETS

Reinvested Collateral Assets Owned Current Statement Date

(Securities lending collateral assets reported in aggregate on Line 10 of the Assets page and not included on Schedules A, B, BA, D, DB and E)

1	2	3	4	5	6	7
CUSIP Identification	Description	Code	NAIC Designation, NAIC Designation Modifier and SVO Administrative Symbol	Fair Value	Book/Adjusted Carrying Value	Maturity Date
0109999999.	Total - U.S. Government Bonds					XXX
0309999999.	Total - All Other Government Bonds					XXX
0509999999.	Total - U.S. States, Territories and Possessions Bonds					XXX
0709999999.	Total - U.S. Political Subdivisions Bonds					XXX
0909999999.	Total - U.S. Special Revenues Bonds					XXX
04012M-AP-4	Argent Securities Inc RMBS Ser 2006-M1 C		1.D FM	251,001	251,001	07/25/2036
362351-AA-6	GSAA Home Equity Tr RMBS Ser 2006-20 CI		1.D FM	657,979	657,979	12/25/2046
617487-AB-9	Morgan Stanley Mtg Tr RMBS Ser 2006-16AX		1.D FM	311,198	311,198	11/25/2036
81376G-AC-4	Securitized AB Receivables LLC RMBS Ser		1.D FM	298,773	218,604	09/25/2036
81378E-AA-1	Securitized AB Receivables LLC RMBS Ser		1.D FM	455,175	455,175	05/25/2037
1029999999.	Subtotal - Bonds - Industrial and Miscellaneous (Unaffiliated) - Residential Mortgage-Backed Securities			1,974,126	1,893,957	XXX
1109999999.	Total - Industrial and Miscellaneous (Unaffiliated) Bonds			1,974,126	1,893,957	XXX
1309999999.	Total - Hybrid Securities					XXX
1509999999.	Total - Parent, Subsidiaries and Affiliates Bonds					XXX
1909999999.	Subtotal - Unaffiliated Bank Loans					XXX
2419999999.	Total - Issuer Obligations					XXX
2429999999.	Total - Residential Mortgage-Backed Securities			1,974,126	1,893,957	XXX
2439999999.	Total - Commercial Mortgage-Backed Securities					XXX
2449999999.	Total - Other Loan-Backed and Structured Securities					XXX
2459999999.	Total - SVO Identified Funds					XXX
2469999999.	Total - Affiliated Bank Loans					XXX
2479999999.	Total - Unaffiliated Bank Loans					XXX
2489999999.	Total - Unaffiliated Certificates of Deposit					XXX
2509999999.	Total Bonds			1,974,126	1,893,957	XXX
4109999999.	Total - Preferred Stocks (Schedule D, Part 2, Section 1 type) - Industrial and Miscellaneous (Unaffiliated)					XXX
4409999999.	Total - Preferred Stocks (Schedule D, Part 2, Section 1 type) - Parent, Subsidiaries and Affiliates					XXX
4509999999.	Total - Preferred Stocks (Schedule D, Part 2, Section 1 type)					XXX
5109999999.	Total - Common Stocks (Schedule D, Part 2, Section 2 type) - Industrial and Miscellaneous (Unaffiliated)					XXX
5409999999.	Total - Common Stocks (Schedule D, Part 2, Section 2 type) - Mutual Funds					XXX
5609999999.	Total - Common Stocks (Schedule D, Part 2, Section 2 type) - Unit Investment Trusts					XXX
5809999999.	Total - Common Stocks (Schedule D, Part 2, Section 2 type) - Closed-End Funds					XXX
5979999999.	Total - Common Stocks (Schedule D, Part 2, Section 2 type) - Parent, Subsidiaries and Affiliates					XXX
5989999999.	Total - Common Stocks (Schedule D, Part 2, Section 2 type)					XXX
5999999999.	Total - Preferred and Common Stocks					XXX
000000-00-0	Overnight Repos SEC LENDING ONLY		1.A	43,050,860	43,050,860	10/03/2022
9709999999.	Total - Cash Equivalents (Schedule E Part 2 type)			43,050,860	43,050,860	XXX
9999999999.	Totals			45,024,986	44,944,817	XXX

General Interrogatories:

1. Total activity for the year Fair Value \$12,464,086 Book/Adjusted Carrying Value \$12,558,076
2. Average balance for the year Fair Value \$42,608,611 Book/Adjusted Carrying Value \$42,485,818
3. Reinvested securities lending collateral assets book/adjusted carrying value included in this schedule by NAIC designation:
- NAIC 1 \$44,944,817 NAIC 2 \$ NAIC 3 \$ NAIC 4 \$ NAIC 5 \$ NAIC 6 \$

Schedule DL - Part 2 - Reinvested Collateral Assets Owned

N O N E

SCHEDULE E - PART 1 - CASH

Month End Depository Balances

1	2	3	4	5	Book Balance at End of Each Month During Current Quarter			9
					6	7	8	
Depository	Code	Rate of Interest	Amount of Interest Received During Current Quarter	Amount of Interest Accrued at Current Statement Date	First Month	Second Month	Third Month	*
Axos Bank San Diego, CA					(806,224)	(474,913)	(452,921)	XXX
Bank of America Concord, CA					1,515,234	1,419,968	1,652,015	XXX
Bank of New York Mellon New York, NY					26,174,073	38,298,378	38,526,883	XXX
Chase Bank Columbus, OH					(656,107,629)	(636,137,596)	(635,325,001)	XXX
Citibank New York, NY					6,276,894	5,972,133	5,877,534	XXX
Fifth Third Bank Cincinnati, OH					26,039,729	1,827,961	1,881,700	XXX
Huntington National Bank Columbus, OH					(27,547,333)	(15,158,087)	(12,771,386)	XXX
Key Bank Canton, OH					100,048	100,404	387,635	XXX
National Bank of Detroit Detroit, MI					(1,175,887)	11,338,281	(2,456,474)	XXX
PNC Bank Columbus, OH					53,285,076	3,055,193	3,183,396	XXX
Toronto Dominion Bank Toronto, CN					152,096	148,037	95,895	XXX
Univest Bank and Trust Company Souderton, PA					604,038	604,038	604,038	XXX
Wells Fargo Bank Souderton, PA					5,977,489	(17,897,115)	5,337,091	XXX
0199998. Deposits in ... 5 depositories that do not exceed the allowable limit in any one depository (See instructions) - Open Depositories	XXX	XXX			396,547	396,863	(558,732)	XXX
0199999. Totals - Open Depositories	XXX	XXX			(565,115,848)	(606,506,455)	(594,018,326)	XXX
0299998. Deposits in ... depositories that do not exceed the allowable limit in any one depository (See instructions) - Suspended Depositories	XXX	XXX						XXX
0299999. Totals - Suspended Depositories	XXX	XXX						XXX
0399999. Total Cash on Deposit	XXX	XXX			(565,115,848)	(606,506,455)	(594,018,326)	XXX
0499999. Cash in Company's Office	XXX	XXX	XXX	XXX				XXX
0599999. Total - Cash	XXX	XXX			(565,115,848)	(606,506,455)	(594,018,326)	XXX

SCHEDULE E - PART 2 - CASH EQUIVALENTS

[illegible]



SUPPLEMENT FOR THE QUARTER ENDING SEPTEMBER 30, 2022 OF THE NATIONWIDE MUTUAL INSURANCE COMPANY

DIRECTOR AND OFFICER INSURANCE COVERAGE SUPPLEMENT

Year To Date For The Period Ended SEPTEMBER 30, 2022

NAIC Group Code 0140 NAIC Company Code 23787

Company Name NATIONWIDE MUTUAL INSURANCE COMPANY

If the reporting entity writes any director and officer (D&O) business, please provide the following:

1. Monoline Policies

1 Direct Written Premium	2 Direct Earned Premium	3 Direct Losses Incurred
\$8,398	\$6,651	\$(2,187,460)

2. Commercial Multiple Peril (CMP) Packaged Policies

- 2.1 Does the reporting entity provide D&O liability coverage as part of a CMP packaged policy?

Yes [] No [X]
- 2.2 Can the direct premium earned for D&O liability coverage provided as part of a CMP packaged policy be quantified or estimated?

Yes [] No [X]
- 2.3 If the answer to question 2.2 is yes, provide the quantified or estimated direct premium earned amount for D&O liability coverage in CMP packaged policies

2.31 Amount quantified:

2.32 Amount estimated using reasonable assumptions:

\$

\$
- 2.4 If the answer to question 2.1 is yes, provide direct losses incurred (losses paid plus change in case reserves) for the D&O liability coverage provided in CMP packaged policies.

\$