



PROPERTY AND CASUALTY COMPANIES—ASSOCIATION EDITION

QUARTERLY STATEMENT

AS OF SEPTEMBER 30, 2022  
OF THE CONDITION AND AFFAIRS OF THE

MENNONITE MUTUAL INSURANCE COMPANY

NAIC Group Code	04780	(Current Period)	04780	(Prior Period)	NAIC Company Code	17299	Employer's ID Number	34-0396080
Organized under the Laws of	Ohio				State of Domicile or Port of Entry	Ohio		
Country of Domicile	United States							
Incorporated/Organized	02/01/1905				Commenced Business	02/01/1895		
Statutory Home Office	1000 South Main Street				Orrville, OH, US 44667-0300			
	(Street and Number)				(City or Town, State, Country and Zip Code)			
Main Administrative Office	1000 South Main Street				Orrville, OH, US 44667-0300		330-682-2986	
	(Street and Number)				(City or Town, State, Country and Zip Code)		(Area Code) (Telephone Number)	
Mail Address	PO Box 300				Orrville, OH, US 44667-0300			
	(Street and Number or P.O. Box)				(City or Town, State, Country and Zip Code)			
Primary Location of Books and Records	1000 South Main Street				Orrville, OH, US 44667-0300		330-684-4118	
	(Street and Number)				(City or Town, State, Country and Zip Code)		(Area Code) (Telephone Number)	
Internet Web Site Address	mennonitemutual.com							
Statutory Statement Contact	Scott Ezzo				330-684-4118			
	(Name)				(Area Code) (Telephone Number) (Extension)			
	sezzo@mennonitemutual.com				330-683-2083			
	(E-Mail Address)				(Fax Number)			

OFFICERS

Name	Title	Name	Title
Thomas A Troyer	Interim CEO	George Bixler Jr	Secretary
George Bixler Jr	Treasurer		

OTHER OFFICERS

J Todd Neville	Vice-President of Claims	Thomas A Troyer	Vice-President of Underwriting
----------------	--------------------------	-----------------	--------------------------------

DIRECTORS OR TRUSTEES

Robert Eugene Aschliman	George Bixler Jr	Paul Bontrager	Donald Dravenstott
Morris Stutzman	Patrick Helmuth	Tyson L Stuckey	James Peter Suter

State of .....Ohio.....

County of .....Wayne.....ss

The officers of this reporting entity being duly sworn, each depose and say that they are the described officers of said reporting entity, and that on the reporting period stated above, all of the herein described assets were the absolute property of the said reporting entity, free and clear from any liens or claims thereon, except as herein stated, and that this statement, together with related exhibits, schedules and explanations therein contained, annexed or referred to, is a full and true statement of all the assets and liabilities and of the condition and affairs of the said reporting entity as of the reporting period stated above, and of its income and deductions therefrom for the period ended, and have been completed in accordance with the NAIC Annual Statement Instructions and Accounting Practices and Procedures manual except to the extent that: (1) state law may differ; or, (2) that state rules or regulations require differences in reporting not related to accounting practices and procedures, according to the best of their information, knowledge and belief, respectively. Furthermore, the scope of this attestation by the described officers also includes the related corresponding electronic filing with the NAIC, when required, that is an exact copy (except for formatting differences due to electronic filing) of the enclosed statement. The electronic filing may be requested by various regulators in lieu of or in addition to the enclosed statement.

Thomas A Troyer Interim CEO	George Bixler Jr Secretary	George Bixler Jr Treasurer
Subscribed and sworn to before me this 25th day of October, 2022		a. Is this an original filing? Yes [X] No [ ]
		b. If no:
		1. State the amendment number
		2. Date filed
		3. Number of pages attached

Melanie Alger, Notary Public  
April 18th, 2026

STATEMENT AS OF SEPTEMBER 30, 2022 OF THE MENNONITE MUTUAL INSURANCE COMPANY

ASSETS

	Current Statement Date			4  December 31 Prior Year Net Admitted Assets
	1  Assets	2  Nonadmitted Assets	3  Net Admitted Assets (Cols. 1 - 2)	
1. Bonds .....	19,996,697		19,996,697	19,027,728
2. Stocks:				
2.1 Preferred stocks .....			0	0
2.2 Common stocks .....	10,192,158	100	10,192,058	12,024,863
3. Mortgage loans on real estate:				
3.1 First liens .....			0	0
3.2 Other than first liens .....			0	0
4. Real estate:				
4.1 Properties occupied by the company (less \$ ..... encumbrances) .....	570,407		570,407	599,250
4.2 Properties held for the production of income (less \$ ..... encumbrances) .....			0	0
4.3 Properties held for sale (less \$ ..... encumbrances) .....			0	0
5. Cash (\$ ..... (358,481) ), cash equivalents (\$ ..... 3,289,495 ) and short-term investments (\$ ..... 0 ) .....	2,931,014		2,931,014	3,859,930
6. Contract loans (including \$ ..... premium notes) .....			0	0
7. Derivatives .....	0		0	0
8. Other invested assets .....	0		0	0
9. Receivables for securities .....			0	0
10. Securities lending reinvested collateral assets .....			0	0
11. Aggregate write-ins for invested assets .....	0	0	0	0
12. Subtotals, cash and invested assets (Lines 1 to 11) .....	33,690,276	100	33,690,176	35,511,771
13. Title plants less \$ ..... charged off (for Title insurers only) .....			0	0
14. Investment income due and accrued .....	105,489		105,489	102,670
15. Premiums and considerations:				
15.1 Uncollected premiums and agents' balances in the course of collection .....	89,827		89,827	56,243
15.2 Deferred premiums, agents' balances and installments booked but deferred and not yet due (including \$ ..... earned but unbilled premiums) .....	9,985,052		9,985,052	8,603,898
15.3 Accrued retrospective premiums (\$ ..... ) and contracts subject to redetermination (\$ ..... ) .....			0	0
16. Reinsurance:				
16.1 Amounts recoverable from reinsurers .....	1,074,338		1,074,338	2,967,214
16.2 Funds held by or deposited with reinsured companies .....			0	0
16.3 Other amounts receivable under reinsurance contracts .....			0	0
17. Amounts receivable relating to uninsured plans .....			0	0
18.1 Current federal and foreign income tax recoverable and interest thereon .....	188,358		188,358	0
18.2 Net deferred tax asset .....	417,219		417,219	417,219
19. Guaranty funds receivable or on deposit .....			0	0
20. Electronic data processing equipment and software .....	55,025		55,025	17,668
21. Furniture and equipment, including health care delivery assets (\$ ..... ) .....	190,649	190,649	0	0
22. Net adjustment in assets and liabilities due to foreign exchange rates .....			0	0
23. Receivables from parent, subsidiaries and affiliates .....	3,010		3,010	8,290
24. Health care (\$ ..... ) and other amounts receivable .....			0	0
25. Aggregate write-ins for other-than-invested assets .....	0	0	0	0
26. Total assets excluding Separate Accounts, Segregated Accounts and Protected Cell Accounts (Lines 12 to 25) .....	45,799,244	190,749	45,608,495	47,684,973
27. From Separate Accounts, Segregated Accounts and Protected Cell Accounts .....			0	0
28. Total (Lines 26 and 27) .....	45,799,244	190,749	45,608,495	47,684,973
DETAILS OF WRITE-INS				
1101. ....				
1102. ....				
1103. ....				
1198. Summary of remaining write-ins for Line 11 from overflow page .....	0	0	0	0
1199. Totals (Lines 1101 through 1103 plus 1198) (Line 11 above) .....	0	0	0	0
2501. Workers Comp Deposit .....			0	0
2502. Federal Home Loan Bank .....			0	0
2503. ....				
2598. Summary of remaining write-ins for Line 25 from overflow page .....	0	0	0	0
2599. Totals (Lines 2501 through 2503 plus 2598) (Line 25 above) .....	0	0	0	0

LIABILITIES, SURPLUS AND OTHER FUNDS

	1 Current Statement Date	2 December 31, Prior Year
1. Losses (current accident year \$ .....3,202,000 ) .....	3,878,077	4,925,490
2. Reinsurance payable on paid losses and loss adjustment expenses .....		0
3. Loss adjustment expenses .....	1,156,428	713,331
4. Commissions payable, contingent commissions and other similar charges .....	2,213,238	1,862,222
5. Other expenses (excluding taxes, licenses and fees) .....	318,124	186,964
6. Taxes, licenses and fees (excluding federal and foreign income taxes) .....	355,012	335,427
7.1 Current federal and foreign income taxes (including \$ ..... on realized capital gains (losses)) .....		(19,421)
7.2 Net deferred tax liability .....		0
8. Borrowed money \$ ..... and interest thereon \$ .....		0
9. Unearned premiums (after deducting unearned premiums for ceded reinsurance of \$ .....619,530 and including warranty reserves of \$ ..... and accrued accident and health experience rating refunds including \$ ..... for medical loss ratio rebate per the Public Health Service Act) .....	16,664,311	14,739,853
10. Advance premium .....	471,780	213,634
11. Dividends declared and unpaid:		
11.1 Stockholders .....		0
11.2 Policyholders .....		0
12. Ceded reinsurance premiums payable (net of ceding commissions) .....	931,405	558,284
13. Funds held by company under reinsurance treaties .....	78,315	113,120
14. Amounts withheld or retained by company for account of others .....	150	150
15. Remittances and items not allocated .....		0
16. Provision for reinsurance (including \$ ..... certified) .....		0
17. Net adjustments in assets and liabilities due to foreign exchange rates .....	0	0
18. Drafts outstanding .....		0
19. Payable to parent, subsidiaries and affiliates .....		0
20. Derivatives .....	0	0
21. Payable for securities .....		0
22. Payable for securities lending .....		0
23. Liability for amounts held under uninsured plans .....		0
24. Capital notes \$ ..... and interest thereon \$ .....		0
25. Aggregate write-ins for liabilities .....	0	0
26. Total liabilities excluding protected cell liabilities (Lines 1 through 25) .....	26,066,840	23,629,054
27. Protected cell liabilities .....		0
28. Total liabilities (Lines 26 and 27) .....	26,066,840	23,629,054
29. Aggregate write-ins for special surplus funds .....	0	0
30. Common capital stock .....		0
31. Preferred capital stock .....		0
32. Aggregate write-ins for other than special surplus funds .....	0	0
33. Surplus notes .....		0
34. Gross paid in and contributed surplus .....		0
35. Unassigned funds (surplus) .....	19,541,655	24,055,919
36. Less treasury stock, at cost:		
36.1 ..... shares common (value included in Line 30 \$ ..... ) .....		0
36.2 ..... shares preferred (value included in Line 31 \$ ..... ) .....		0
37. Surplus as regards policyholders (Lines 29 to 35, less 36) .....	19,541,655	24,055,919
38. Totals (Page 2, Line 28, Col. 3)	45,608,495	47,684,973
DETAILS OF WRITE-INS		
2501. ....		
2502. ....		
2503. ....		
2598. Summary of remaining write-ins for Line 25 from overflow page .....	0	0
2599. Totals (Lines 2501 through 2503 plus 2598) (Line 25 above)	0	0
2901. ....		
2902. ....		
2903. ....		
2998. Summary of remaining write-ins for Line 29 from overflow page .....	0	0
2999. Totals (Lines 2901 through 2903 plus 2998) (Line 29 above)	0	0
3201. ....		
3202. ....		
3203. ....		
3298. Summary of remaining write-ins for Line 32 from overflow page .....	0	0
3299. Totals (Lines 3201 through 3203 plus 3298) (Line 32 above)	0	0

STATEMENT OF INCOME

	1	2	3
	Current Year	Prior Year	Prior Year Ended
	to Date	to Date	December 31
UNDERWRITING INCOME			
1. Premiums earned:			
1.1 Direct (written \$ 26,953,955 )	25,010,442	21,849,525	29,733,936
1.2 Assumed (written \$ 51,126 )	35,802	60,053	94,972
1.3 Ceded (written \$ 6,163,510 )	6,129,131	4,955,749	6,757,491
1.4 Net (written \$ 20,841,571 )	18,917,113	16,953,829	23,071,417
DEDUCTIONS:			
2. Losses incurred (current accident year \$ 20,438,982 ):			
2.1 Direct	21,232,402	15,911,237	21,553,389
2.2 Assumed	572,349	(812)	27,406
2.3 Ceded	10,793,289	7,040,912	9,481,368
2.4 Net	11,011,462	8,869,513	12,099,427
3. Loss adjustment expenses incurred	2,181,295	1,726,489	2,215,163
4. Other underwriting expenses incurred	7,556,590	6,933,035	8,859,131
5. Aggregate write-ins for underwriting deductions	0	0	0
6. Total underwriting deductions (Lines 2 through 5)	20,749,347	17,529,037	23,173,721
7. Net income of protected cells		0	0
8. Net underwriting gain (loss) (Line 1 minus Line 6 + Line 7)	(1,832,234)	(575,208)	(102,304)
INVESTMENT INCOME			
9. Net investment income earned	301,430	311,532	446,989
10. Net realized capital gains (losses) less capital gains tax of \$ 85,394	321,244	521,154	1,234,293
11. Net investment gain (loss) (Lines 9 + 10)	622,674	832,686	1,681,282
OTHER INCOME			
12. Net gain or (loss) from agents' or premium balances charged off (amount recovered \$ amount charged off \$ )		0	0
13. Finance and service charges not included in premiums	44,143	40,494	54,138
14. Aggregate write-ins for miscellaneous income	(10,484)	(17,185)	(14,800)
15. Total other income (Lines 12 through 14)	33,659	23,309	39,338
16. Net income before dividends to policyholders, after capital gains tax and before all other federal and foreign income taxes (Lines 8 + 11 + 15)	(1,175,901)	280,787	1,618,316
17. Dividends to policyholders		0	0
18. Net income, after dividends to policyholders, after capital gains tax and before all other federal and foreign income taxes (Line 16 minus Line 17)	(1,175,901)	280,787	1,618,316
19. Federal and foreign income taxes incurred	(74,331)	58,950	194,243
20. Net income (Line 18 minus Line 19)(to Line 22)	(1,101,570)	221,837	1,424,073
CAPITAL AND SURPLUS ACCOUNT			
21. Surplus as regards policyholders, December 31 prior year	24,055,918	22,537,340	22,537,339
22. Net income (from Line 20)	(1,101,570)	221,837	1,424,073
23. Net transfers (to) from Protected Cell accounts		0	0
24. Change in net unrealized capital gains or (losses) less capital gains tax of \$	(3,423,223)	222,231	(25,298)
25. Change in net unrealized foreign exchange capital gain (loss)		0	0
26. Change in net deferred income tax		59,074	113,682
27. Change in nonadmitted assets	10,530	4,387	6,121
28. Change in provision for reinsurance		0	0
29. Change in surplus notes		0	0
30. Surplus (contributed to) withdrawn from protected cells		0	0
31. Cumulative effect of changes in accounting principles		0	0
32. Capital changes:			
32.1 Paid in		0	0
32.2 Transferred from surplus (Stock Dividend)		0	0
32.3 Transferred to surplus		0	0
33. Surplus adjustments:			
33.1 Paid in		0	0
33.2 Transferred to capital (Stock Dividend)		0	0
33.3 Transferred from capital		0	0
34. Net remittances from or (to) Home Office		0	0
35. Dividends to stockholders		0	0
36. Change in treasury stock		0	0
37. Aggregate write-ins for gains and losses in surplus	0	0	0
38. Change in surplus as regards policyholders (Lines 22 through 37)	(4,514,263)	507,529	1,518,578
39. Surplus as regards policyholders, as of statement date (Lines 21 plus 38)	19,541,655	23,044,869	24,055,918
DETAILS OF WRITE-INS			
0501.			
0502.			
0503.			
0598. Summary of remaining write-ins for Line 5 from overflow page	0	0	0
0599. TOTALS (Lines 0501 through 0503 plus 0598) (Line 5 above)	0	0	0
1401. MISC.	(10,484)	(17,185)	(14,800)
1402.		0	0
1403.		0	0
1498. Summary of remaining write-ins for Line 14 from overflow page	0	0	0
1499. TOTALS (Lines 1401 through 1403 plus 1498) (Line 14 above)	(10,484)	(17,185)	(14,800)
3701. Workers Comp Deposit Balance True-up		0	0
3702.			
3703.			
3798. Summary of remaining write-ins for Line 37 from overflow page	0	0	0
3799. TOTALS (Lines 3701 through 3703 plus 3798) (Line 37 above)	0	0	0

CASH FLOW

	1 Current Year To Date	2 Prior Year To Date	3 Prior Year Ended December 31
<b>Cash from Operations</b>			
1. Premiums collected net of reinsurance.....	20,058,099	18,038,887	23,921,052
2. Net investment income .....	362,913	411,090	602,386
3. Miscellaneous income .....	33,659	23,309	39,338
4. Total (Lines 1 to 3) .....	20,454,671	18,473,286	24,562,776
5. Benefit and loss related payments .....	10,165,999	8,263,052	12,664,004
6. Net transfers to Separate Accounts, Segregated Accounts and Protected Cell Accounts.....	0	0	0
7. Commissions, expenses paid and aggregate write-ins for deductions .....	8,706,845	8,136,718	10,978,281
8. Dividends paid to policyholders .....	0	0	0
9. Federal and foreign income taxes paid (recovered) net of \$ .....85,394 tax on capital gains (losses).....	180,000	880,092	1,039,308
10. Total (Lines 5 through 9) .....	19,052,844	17,279,862	24,681,593
11. Net cash from operations (Line 4 minus Line 10) .....	1,401,827	1,193,424	(118,817)
<b>Cash from Investments</b>			
12. Proceeds from investments sold, matured or repaid:			
12.1 Bonds .....	5,845,886	8,451,250	10,282,544
12.2 Stocks .....	2,700,899	2,581,220	4,792,743
12.3 Mortgage loans .....	0	0	0
12.4 Real estate .....	0	0	0
12.5 Other invested assets .....	0	0	0
12.6 Net gains or (losses) on cash, cash equivalents and short-term investments .....	215,962	41	1,338,755
12.7 Miscellaneous proceeds .....	0	0	0
12.8 Total investment proceeds (Lines 12.1 to 12.7) .....	8,762,747	11,032,511	16,414,042
13. Cost of investments acquired (long-term only):			
13.1 Bonds .....	6,961,191	11,320,141	12,986,288
13.2 Stocks .....	3,802,443	2,775,661	4,135,283
13.3 Mortgage loans .....	0	0	0
13.4 Real estate .....	3,122	2,702	2,702
13.5 Other invested assets .....	0	0	0
13.6 Miscellaneous applications .....	216,161	39	1,338,756
13.7 Total investments acquired (Lines 13.1 to 13.6) .....	10,982,917	14,098,543	18,463,029
14. Net increase (or decrease) in contract loans and premium notes .....	0	0	0
15. Net cash from investments (Line 12.8 minus Line 13.7 and Line 14) .....	(2,220,170)	(3,066,032)	(2,048,987)
<b>Cash from Financing and Miscellaneous Sources</b>			
16. Cash provided (applied):			
16.1 Surplus notes, capital notes .....	0	0	0
16.2 Capital and paid in surplus, less treasury stock.....	0	0	0
16.3 Borrowed funds .....	0	0	0
16.4 Net deposits on deposit-type contracts and other insurance liabilities .....	0	0	0
16.5 Dividends to stockholders .....	0	0	0
16.6 Other cash provided (applied).....	(110,572)	84,249	131,150
17. Net cash from financing and miscellaneous sources (Line 16.1 through Line 16.4 minus Line 16.5 plus Line 16.6).....	(110,572)	84,249	131,150
<b>RECONCILIATION OF CASH, CASH EQUIVALENTS AND SHORT-TERM INVESTMENTS</b>			
18. Net change in cash, cash equivalents and short-term investments (Line 11, plus Lines 15 and 17) .....	(928,916)	(1,788,358)	(2,036,653)
19. Cash, cash equivalents and short-term investments:			
19.1 Beginning of year.....	3,859,930	5,896,584	5,896,584
19.2 End of period (Line 18 plus Line 19.1) .....	2,931,014	4,108,225	3,859,930

Notes to the Financial Statements

1. Summary of Significant Accounting Policies and Going Concern

A. Accounting Practices

The financial statements of Mennonite Mutual Insurance Company are presented on the basis of accounting practices prescribed or permitted by the Ohio Insurance Department.

The Ohio Insurance Department recognizes only statutory accounting practices prescribed or permitted by the State of Ohio for determining and reporting the financial condition and results of operations of an insurance company, for determining its solvency under the Ohio Insurance Commissioners ("NAIC") Accounting Practices and Procedures Manual version effective January 1, 2001 ("**NAIC** SAP") has been adopted as a component of prescribed or permitted practices by the State of Ohio.

A reconciliation of the Company's net income and capital and surplus between NAIC SAP and practices prescribed and permitted by the State of ABC is shown below:

	SSAP #	F/S Page	F/S Line #	09/30/2022	12/31/2021
Net Income					
(1) State basis (Page 4, Line 20, Columns 1 & 3)	XXX	XXX	XXX	\$ (1,101,570)	\$ 1,424,075
(2) State prescribed practices that are an increase / (decrease) from NAIC SAP:					
(3) State permitted practices that are an increase / (decrease) from NAIC SAP:					
(4) NAIC SAP (1-2-3=4)	XXX	XXX	XXX	<u>\$ (1,101,570)</u>	<u>\$ 1,424,075</u>
Surplus					
(5) State basis (Page 3, Line 37, Columns 1 & 2)	XXX	XXX	XXX	\$ 19,541,655	\$ 24,055,919
(6) State prescribed practices that are an increase / (decrease) from NAIC SAP:					
(7) State permitted practices that are an increase / (decrease) from NAIC SAP:					
(8) NAIC SAP (5-6-7=8)	XXX	XXX	XXX	<u>\$ 19,541,655</u>	<u>\$ 24,055,919</u>

B. Use of Estimates in the Preparation of the Financial Statements

The preparation of financial statements in conformity with Statutory Accounting Principles requires management to make estimates and assumptions that affect the reported amounts of assets and liabilities at the date of the financial statements and the reported amounts of revenue and expenses during the period. Actual results could differ from those estimates.

C. Accounting Policy

Premiums are earned over the terms of the related insurance policies and reinsurance contracts. Unearned premium reserves are established to cover the unexpired portion of premiums written. Such reserves are computed by pro rata methods for direct business and are based on reports received from ceding companies for reinsurance.

Expenses incurred in connection with acquiring new insurance business, including such acquisition costs as sales commissions, are charged to operations as incurred. Expenses incurred are reduced for ceding allowances received or receivable.

Reinsurance recoverables are estimates of paid and unpaid losses collectible from the Company's reinsurers. The amounts ultimately collected may be more or less than these estimates. Any adjustments of these estimates is reflected in income as they are determined. The Company periodically reviews the financial condition of its reinsurers and amounts recoverable therefrom, recording an allowance when necessary for uncollectible reinsurance.

The capitalization policy for fixed assets has not changed from prior year and the Company continues to maintain a \$2,000 capitalization policy limit.

In addition the Company uses the following accounting policies:

- (1) Short-term investments are stated at cost, which is also their fair value.
- (2) Bonds are stated at amortized cost using the interest method unless required by the NAIC to be carried at fair value.
- (3) Common stocks are stated at fair value except the stock of the Company's uncombined subsidiary, which is carried on an equity basis.
- (4) Preferred stocks are stated at fair value.
- (5) Mortgage loans are valued at unpaid balance.
- (6) Loan backed securities are stated at amortized cost using the interest method unless required by the NAIC to be carried at fair value.
- (7) The Company carries Orrville Insurance Agency, Inc. at GAAP equity.
- (8) Investments in joint ventures, partnerships and limited liability companies - Not Applicable
- (9) Derivatives - Not Applicable
- (10) The Company does not anticipate investment income as a factor in the premium deficiency reserve calculation.
- (11) Unpaid losses and loss adjustment expenses including an amount determined from individual case estimates and loss reports and an amount, based on past experience, for losses incurred but not reported. Such liabilities are necessarily based on assumptions and estimates and while management believes the amount is adequate, the ultimate liability may be in excess of or less than the amount provided. The methods for making such estimates and for establishing the resulting liability are continually reviewed, and any adjustments are reflected in the period determined.
- (12) Changes in capitalization policy - Not Applicable
- (13) Pharmaceutical rebate receivables - Not Applicable

D. Going Concern - Not Applicable

Notes to the Financial Statements

2. Accounting Changes and Corrections of Errors

(Description of above other than results from codification)

The Company prepares its statutory financial statements in conformity with accounting practices prescribed or permitted by the State of Ohio. Effective January 1, 2001, the State of Ohio required that insurance companies domiciled in the State of Ohio prepare their statutory basis financial statements in accordance with the NAIC Accounting

Practices Procedures Manual - Version effective January 1, 2001, subject to any deviations prescribed by the State of Ohio Insurance Commissioners.

As a result of these changes, the Company reported a change of accounting principle, as an adjustment which increased unassigned funds of \$95,541 as of January 1, 2001. Included in this total adjustment is an increase in unassigned funds of approximately \$95,541 related to deferred tax assets.

3. Business Combinations and Goodwill - Not Applicable

4. Discontinued Operations - Not Applicable

5. Investments

A. Mortgage Loans, including Mezzanine Real Estate Loans - Not Applicable

B. Debt Restructuring - Not Applicable

C. Reverse Mortgages - Not Applicable

D. Loan-Backed Securities

- (1) Prepayment assumptions for mortgage-backed/loan-backed and structured securities were obtained from broker dealer survey values or internal estimates.
- (2) Loan-backed and structured securities with a recognized other-than-temporary impairment (OTTI) - Not Applicable
- (3) Securities held that were other-than-temporarily impaired due to the present value of cash flows expected to be collected was less than the amortized cost of securities - Not Applicable
- (4) All impaired securities for which an OTTI has not been recognized in earnings as a realized loss

Impaired but not OTTI Securities YTD as of September 30, 2022:

a. The aggregate amount of unrealized losses:	
1. Less than 12 months	\$ 95,460
2. 12 months or longer	95,225
b. The aggregate related fair value of securities with unrealized losses:	
1. Less than 12 months	\$ 1,568,902
2. 12 months or longer	1,665,150

- (5) Support for concluding impairments are not other-than-temporary - Not Applicable

E. Dollar Repurchase Agreements and/or Securities Lending Transactions

- (1) For repurchase agreements, Company policies require a minimum of 102% of the fair value of securities purchased under repurchase agreements to be maintained as collateral.
- (2) Carrying amount and classification of assets pledged as collateral and not reclassified and separately reported - Not Applicable
- (3) Collateral received

Cash collateral received is invested in short-term investments and the offsetting collateral liability is included in "Other miscellaneous liabilities".

  - (a) Aggregate amount collateral received - Not Applicable
  - (b) Fair value and portion sold or repledged - Not Applicable
  - (c) Sources and uses of collateral - Not Applicable
- (4) Securities lending transactions administered by an affiliated agent - Not Applicable
- (5) Collateral reinvestment - Not Applicable
- (6) Collateral not permitted by contract or custom to sell or repledge - Not Applicable
- (7) Collateral for securities lending transactions that extend beyond one year from the reporting date - Not Applicable

F. Repurchase Agreements Transactions Accounted for as Secured Borrowing - Not Applicable

G. Reverse Repurchase Agreements Transactions Accounted for as Secured Borrowing - Not Applicable

H. Repurchase Agreements Transactions Accounted for as a Sale - Not Applicable

I. Reverse Repurchase Agreements Transactions Accounted for as a Sale - Not Applicable

J. Real Estate - Not Applicable

K. Low-Income Housing Tax Credits (LIHTC) - Not Applicable

L. Restricted Assets - Not Applicable

M. Working Capital Finance Investments - Not Applicable

Notes to the Financial Statements

5. Investments (Continued)

- N. Offsetting and Netting of Assets and Liabilities - Not Applicable
- O. 5GI Securities - Not Applicable
- P. Short Sales - Not Applicable
- Q. Prepayment Penalty and Acceleration Fees

	General Account	Protected Cell
(1) Number of CUSIPs	5	
(2) Aggregate amount of investment income	\$	\$

R. Reporting Entity's Share of Cash Pool by Asset type

Asset Type	Percent Share
(1) Cash	— %
(2) Cash Equivalents	100.000 %
(3) Short-Term Investments	— %
(4) Total	100.000 %

6. Joint Ventures, Partnerships and Limited Liability Companies - Not Applicable

7. Investment Income - Not Applicable

8. Derivative Instruments - Not Applicable

9. Income Taxes

MENNONITE MUTUAL INSURANCE COMPANY  
Income Tax Disclosures Required under SSAP 101  
September 30, 2022

A. Components of the Net Deferred Tax Asset/(Liability)

The components of the net deferred tax asset / (liability) calculated at December 31, 2021 are as follows:

(1) Change between years by tax character

	09/30/2022			12/31/2021			Change		
	(1)	(2)	(3)	(4)	(5)	(6)	(7)	(8)	(9)
	Ordinary	Capital	Total (Col 1+2)	Ordinary	Capital	Total (Col 4+5)	Ordinary (Col 1-4)	Capital (Col 2-5)	Total (Col 7+8)
(a) Gross deferred tax assets	\$ 800,356	\$	\$ 800,356	\$ 800,356	\$	\$ 800,356	\$ —	\$	\$ —
(b) Statutory valuation allowance adjustments									
(c) Adjusted gross deferred tax assets (1a - 1b)	800,356		800,356	800,356		800,356	—		—
(d) Deferred tax assets nonadmitted									
(e) Subtotal net admitted deferred tax asset (1c - 1d)	\$ 800,356	\$	\$ 800,356	\$ 800,356	\$	\$ 800,356	\$ —	\$	\$ —
(f) Deferred tax liabilities	21,554	361,583	383,137	21,554	361,583	383,137	—	—	—
(g) Net admitted deferred tax asset/(net deferred tax liability) (1e - 1f)	\$ 778,802	\$ (361,583)	\$ 417,219	\$ 778,802	\$ (361,583)	\$ 417,219	\$ —	\$ —	\$ —

(2) Admission calculation components SSAP No. 101

	09/30/2022			12/31/2021			Change		
	(1)	(2)	(3)	(4)	(5)	(6)	(7)	(8)	(9)
	Ordinary	Capital	Total (Col 1+2)	Ordinary	Capital	Total (Col 4+5)	Ordinary (Col 1-4)	Capital (Col 2-5)	Total (Col 7+8)
(a) Federal income taxes paid in prior years recoverable through loss carrybacks	\$ 669,082	\$	\$ 669,082	\$ 669,082	\$	\$ 669,082	\$ —	\$	\$ —
(b) Adjusted gross deferred tax assets expected to be realized (excluding the amount of deferred tax assets from 2(a) above) after application of the threshold limitation (lesser of 2(b)1 and 2(b)2 below)	59,062		59,062	59,062		59,062	—		—
1. Adjusted gross deferred tax assets expected to be realized following the balance sheet date									
2. Adjusted gross deferred tax assets allowed per limitation threshold	XXX	XXX		XXX	XXX		XXX	XXX	
(c) Adjusted gross deferred tax assets (excluding the amount of deferred tax assets from 2(a) and 2(b) above) offset by gross deferred tax liabilities	72,212		72,212	72,212		72,212	—		—
(d) Deferred tax assets admitted as the result of application of SSAP No. 101.									
Total 2(a) + 2(b) + 2(c))	\$ 800,356	\$	\$ 800,356	\$ 800,356	\$	\$ 800,356	\$ —	\$	\$ —



Notes to the Financial Statements

9. Income Taxes (Continued)

(3) Ratio used as basis of admissibility

	09/30/2022	12/31/2021
(a) Ratio percentage used to determine recovery period and threshold limitation amount	871.000 %	1,076.000 %
(b) Amount of adjusted capital and surplus used to determine recovery period and threshold limitation in 2(b)2 above	\$ 19,124,436	\$ 23,638,700

(4) Impact of tax-planning strategies

(a) Determination of adjusted gross deferred tax assets and net admitted deferred tax assets, by tax character as a percentage

	09/30/2022		12/31/2021		Change	
	(1)	(2)	(3)	(4)	(5)	(6)
	Ordinary	Capital	Ordinary	Capital	Ordinary (Col. 1-3)	Capital (Col. 2-4)
1. Adjusted gross DTAs amount from Note 9A1(c)	\$ 800,356	\$	\$ 800,356	\$	\$ -	\$
2. Percentage of adjusted gross DTAs by tax character attributable to the impact of tax planning strategies	%	%	%	%	%	%
3. Net admitted adjusted gross DTAs amount from Note 9A1(e)	\$ 800,356	\$	\$ 800,356	\$	\$ -	\$
4. Percentage of net admitted adjusted gross DTAs by tax character admitted because of the impact of tax planning strategies	%	%	%	%	%	%

(b) Use of reinsurance-related tax-planning strategies - Not Applicable

B. Regarding Deferred Tax Liabilities That Are Not Recognized - Not Applicable

C. Major Components of Current Income Taxes Incurred

Current tax and change in deferred tax at December 31, 2021 are as follows:

	(1)	(2)	(3)
	09/30/2022	12/31/2021	Change (1-2)
Current income taxes incurred consist of the following major components:			
1. Current Income Tax			
(a) Federal	\$ 11,063	\$ 522,346	\$ (511,283)
(b) Foreign			
(c) Subtotal	\$ 11,063	\$ 522,346	\$ (511,283)
(d) Federal income tax on net capital gains	(85,394)	(328,103)	242,709
(e) Utilization of capital loss carry-forwards			
(f) Other			
(g) Federal and foreign income taxes incurred	\$ (74,331)	\$ 194,243	\$ (268,574)

Notes to the Financial Statements

9. Income Taxes (Continued)

	(1) 09/30/2022	(2) 12/31/2021	(3) Change (1-2)
2. Deferred Tax Assets			
(a) Ordinary			
(1) Discounting of unpaid losses	\$ 65,735	\$ 65,735	\$ -
(2) Unearned premium reserve	628,046	628,046	-
(3) Policyholder reserves			
(4) Investments			
(5) Deferred acquisition costs			
(6) Policyholder dividends accrual			
(7) Fixed assets			
(8) Compensation and benefits accrual			
(9) Pension accrual			
(10) Receivables - nonadmitted			
(11) Net operating loss carry-forward			
(12) Tax credit carry-forward			
(13) Other (including items less than 5% of total ordinary tax assets)	106,575	106,575	-
(99) Subtotal	\$ 800,356	\$ 800,356	\$ -
(b) Statutory valuation allowance adjustment			
(c) Nonadmitted			
(d) Admitted ordinary deferred tax assets (2a99 - 2b - 2c)	\$ 800,356	\$ 800,356	\$ -
(e) Capital			
(1) Investments	\$	\$	\$
(2) Net capital loss carry-forward			
(3) Real estate			
(4) Other (including items <5% of total capital tax assets)			
(99) Subtotal	\$	\$	\$
(f) Statutory valuation allowance adjustment			
(g) Nonadmitted			
(h) Admitted capital deferred tax assets (2e99 - 2f - 2g)			
(i) Admitted deferred tax assets (2d + 2h)	\$ 800,356	\$ 800,356	\$ -
	(1) 09/30/2022	(2) 12/31/2021	(3) Change (1-2)
3. Deferred Tax Liabilities			
(a) Ordinary			
(1) Investments	\$	\$	\$
(2) Fixed assets			
(3) Deferred and uncollected premium			
(4) Policyholder reserves			
(5) Other (including items <5% of total ordinary tax liabilities)	21,554	21,554	-
(99) Subtotal	\$ 21,554	\$ 21,554	\$ -
(b) Capital			
(1) Investments	\$ 361,583	\$ 361,583	\$ -
(2) Real estate			
(3) Other (including items <5% of total capital tax liabilities)			
(99) Subtotal	\$ 361,583	\$ 361,583	\$ -
(c) Deferred tax liabilities (3a99 + 3b99)	\$ 383,137	\$ 383,137	\$ -
4. Net deferred tax assets/liabilities (2i - 3c)	\$ 417,219	\$ 417,219	\$ -
D. Among the More Significant Book to Tax Adjustments - No Significant Changes			
E. Operating Loss and Tax Credit Carryforwards			
(1) Unused loss carryforwards available - Not Applicable			
(2) Income tax expense available for recoupment			
The Company has income tax expense for 2022 and 2021 of \$11,063 and \$525,202, respectively, which is available for the recoupment in the event of a future net losses.			
(3) Deposits admitted under IRS Code Section 6603 - Not Applicable			
F. Consolidated Federal Income Tax Return - Not Applicable			
G. Federal or Foreign Income Tax Loss Contingencies - Not Applicable			
H. Repatriation Transition Tax (RTT) - Not Applicable			
I. Alternative Minimum Tax (AMT) Credit - Not Applicable			

Notes to the Financial Statements

10. Information Concerning Parent, Subsidiaries, Affiliates and Other Related Parties

- A. All outstanding shares of the Orrville Insurance Agency are owned by the Mennonite Mutual Insurance Company domiciled in the state of Ohio. Mennonite Mutual Aid Society became an affiliate of Mennonite Mutual Insurance Company in 2013.
- B. Detail of Related Party Transactions - Not Applicable
- C. Transactions With Related Party Who Are Not Reported on Schedule Y - Not Applicable
- D. Amounts Due To or From Related Parties - Not Applicable
- E. Management Service Contracts and Cost Sharing Arrangements - Not Applicable
- F. Guarantees or Contingencies - Not Applicable
- G. Nature of Relationships that Could Affect Operations - Not Applicable
- H. Amount Deducted for Investment in Upstream Company - Not Applicable
- I. Detail of Investments in Affiliates Greater Than 10% of Admitted Assets - Not Applicable
- J. Write-Down for Impairments of Investments in Subsidiary Controlled or Affiliated Companies - Not Applicable
- K. Foreign Subsidiary Value Using CARVM - Not Applicable
- L. Downstream Holding Company Value Using Look-Through Method - Not Applicable
- M. All SCA Investments - Not Applicable
- N. Investment in Insurance SCAs - Not Applicable
- O. SCA and SSAP No. 48 Entity Loss Tracking - Not Applicable

11. Debt - Not Applicable

12. Retirement Plans, Deferred Compensation, Postemployment Benefits and Compensated Absences and Other Postretirement Benefit Plans

- A. Defined Benefit Plan - Not Applicable
- B. Investment Policies and Strategies of Plan Assets - Not Applicable
- C. Fair Value of Each Class of Plan Assets - Not Applicable
- D. Expected Long-Term Rate of Return for the Plan Assets - Not Applicable
- E. Defined Contribution Plans  

The Company provides its employees with an employer matched safe harbor 401(K) retirement plan. The Board of Directors may also award qualified employees with an additional 401(K) bonus contribution based on the Company's underwriting profit.
- F. Multiemployer Plans - Not Applicable
- G. Consolidated/Holding Company Plans - Not Applicable
- H. Postemployment Benefits and Compensated Absences - Not Applicable
- I. Impact of Medicare Modernization Act on Postretirement Benefits (INT 04-17) - Not Applicable

13. Capital and Surplus, Dividend Restrictions and Quasi-Reorganizations

- A. Outstanding Shares - Not Applicable
- B. Dividend Rate of Preferred Stock - Not Applicable
- C. Dividend Restrictions - Not Applicable
- D. Ordinary Dividends - Not Applicable
- E. Company Profits Paid as Ordinary Dividends - Not Applicable
- F. Surplus Restrictions - Not Applicable
- G. Surplus Advances - Not Applicable
- H. Stock Held for Special Purposes - Not Applicable
- I. Changes in Special Surplus Funds - Not Applicable
- J. Unassigned Funds (Surplus)  

The portion of unassigned funds (surplus) represented or reduced by cumulative unrealized gains and (losses) is \$(2,732,476).
- K. Company-Issued Surplus Debentures or Similar Obligations - Not Applicable
- L. Impact of Any Restatement Due to Prior Quasi-Reorganizations - Not Applicable
- M. Effective Date(s) of Quasi-Reorganizations in the Prior 10 Years - Not Applicable

14. Liabilities, Contingencies and Assessments

- A. Contingent Commitments  

Various lawsuits against the Company regarding questions of coverage have arisen in the course of the Company's business. Contingent liabilities arising from litigation and other matters are not considered material in relation to the financial position of the Company.

Notes to the Financial Statements

14. Liabilities, Contingencies and Assessments (Continued)

- (1) Commitments or contingent commitment(s) to an SCA entity, joint venture, partnership, or limited liability company - Not Applicable
- (2) Nature and circumstances of guarantee - Not Applicable
- (3) Aggregate compilation of guarantee obligations - Not Applicable
- B. Assessments - Not Applicable
- C. Gain Contingencies - Not Applicable
- D. Claims Related Extra Contractual Obligation and Bad Faith Losses Stemming from Lawsuits - Not Applicable
- E. Product Warranties - Not Applicable
- F. Joint and Several Liabilities - Not Applicable
- G. All Other Contingencies - Not Applicable

15. Leases - Not Applicable

16. Information About Financial Instruments With Off-Balance-Sheet Risk And Financial Instruments With Concentrations of Credit Risk - Not Applicable

17. Sale, Transfer and Servicing of Financial Assets and Extinguishments of Liabilities - Not Applicable

18. Gain or Loss to the Reporting Entity from Uninsured Plans and the Uninsured Portion of Partially Insured Plans - Not Applicable

19. Direct Premium Written/Produced by Managing General Agents/Third Party Administrators - Not Applicable

20. Fair Value Measurements

A. Fair Value Measurement

Fair values are based on quoted market prices when available. The Company's financial assets and liabilities carried at fair value have been classified, for disclosure purposes, based on Statutory Accounting Principle No. 100, Fair Value Measurements.

- Level 1 inputs consist of unadjusted quoted prices for identical assets and liabilities in active markets accessible at the measurement date.
- Level 2 inputs consist of quoted prices for similar assets and liabilities in active markets, quoted prices from those willing to trade markets that are not active, or other inputs that are observable or can be confirmed by market data for the term of the instrument.
- Level 3 inputs consist of unobservable inputs (supported by little or no market activity) and reflect the Company's best estimate of what hypothetical market participants would use to determine a transaction price for the asset or liability at the reporting date.

(1) Fair value measurements at reporting date

The following tables provide information as of September 30, 2022 about the Company's financial assets measured at fair value on a recurring basis:

Description for each class of asset or liability	Level 1	Level 2	Level 3	Net Asset Value (NAV)	Total
a. Assets at fair value					
Common Stock: Industrials and Miscellaneous .....	\$ 10,087,725	\$ 104,331	\$ .....	\$ .....	\$ 10,192,056
Common Stock: Parents, Subsidiaries and Affiliates .....			100		100
Cash & Equivalents: Industrials and Miscellaneous .....	2,931,014				2,931,014
Total assets at fair value/NAV .....	<u>\$ 13,018,739</u>	<u>\$ 104,331</u>	<u>\$ 100</u>	<u>\$ .....</u>	<u>\$ 13,123,170</u>
b. Liabilities at fair value					
Total liabilities at fair value .....	<u>\$ .....</u>	<u>\$ .....</u>	<u>\$ .....</u>	<u>\$ .....</u>	<u>\$ .....</u>

Level 1 Transfers – Details

NONE

(2) Fair value measurements in Level 3 of the fair value hierarchy

Description	Beginning balance as of 07/01/2022	Transfers Into Level 3	Transfers Out of Level 3	Total Gains and (Losses) Included in Net Income	Total Gains and (Losses) Included in Surplus	Purchases	Issuances	Sales	Settlements	Ending Balance at 09/30/2022
a. Assets										
Common Stock: Parents, Subsidiaries and Affiliates .....	\$ 100	\$ .....	\$ .....	\$ .....	\$ .....	\$ .....	\$ .....	\$ .....	\$ .....	\$ 100
Total assets .....	<u>\$ 100</u>	<u>\$ .....</u>	<u>\$ .....</u>	<u>\$ .....</u>	<u>\$ .....</u>	<u>\$ .....</u>	<u>\$ .....</u>	<u>\$ .....</u>	<u>\$ .....</u>	<u>\$ 100</u>
b. Liabilities										
Total liabilities .....	<u>\$ .....</u>	<u>\$ .....</u>	<u>\$ .....</u>	<u>\$ .....</u>	<u>\$ .....</u>	<u>\$ .....</u>	<u>\$ .....</u>	<u>\$ .....</u>	<u>\$ .....</u>	<u>\$ .....</u>

- (3) Policy on transfers into and out of Level 3 - Not Applicable
- (4) Inputs and techniques used for Level 2 and Level 3 fair values - Not Applicable
- (5) Derivatives - Not Applicable
- B. Other Fair Value Disclosures - Not Applicable

Notes to the Financial Statements

20. Fair Value Measurements (Continued)

C. Fair Values for All Financial Instruments by Level 1, 2 and 3

Type of Financial Instrument	Aggregate Fair Value	Admitted Assets	Level 1	Level 2	Level 3	Net Asset Value (NAV)	Not Practicable (Carrying Value)
Bond.....	\$ 14,874,067	\$ 16,238,150	\$ 14,874,067	\$ -	\$ -	\$ -	\$ -
CMO.....	3,028,928	3,162,726	3,028,928	-	-	-	-
MBS.....	540,852	595,817	540,852	-	-	-	-
Common Stock.....	10,192,156	10,192,156	10,087,725	104,331	100	-	-
Cash & Cash Equivalents.....	2,931,014	2,931,014	2,931,014	-	-	-	-

D. Not Practicable to Estimate Fair Value

Type or Class of Financial Instrument	Carrying Value	Effective Interest Rate	Maturity Date	Explanation
Total Cash & Cash Equivalents.....	\$ 2,931,014	0.410 %	12/31/2021	
Total Short Term.....		%	12/31/2021	

E. Nature and Risk of Investments Reported at NAV - Not Applicable

21. Other Items - Not Applicable

22. Events Subsequent - Not Applicable

23. Reinsurance

- A. Unsecured Reinsurance Recoverables - Not Applicable
- B. Reinsurance Recoverable in Dispute - Not Applicable
- C. Reinsurance Assumed and Ceded

(1) Maximum amount of return commission that would have been due reinsurers if all of the company's reinsurance was canceled or if the company's insurance assumed was canceled

	Assumed Reinsurance		Ceded Reinsurance		Net	
	Premium Reserve	Commission Equity	Premium Reserve	Commission Equity	Premium Reserve	Commission Equity
a. Affiliates .....	\$ 98	\$ 30	\$ -	\$ -	\$ 98	\$ 30
b. All other.....	45,032	15,761	619,530	204,445	(574,498)	(188,684)
c. Total.....	<u>\$ 45,130</u>	<u>\$ 15,791</u>	<u>\$ 619,530</u>	<u>\$ 204,445</u>	<u>\$ (574,400)</u>	<u>\$ (188,654)</u>
d. Direct unearned premium reserve.....			\$ 17,238,710			

Commission equity amounts computed by applying the fixed or provisional commission rate for each contract to the unearned premium reserve:  
Assumed Affiliates - 30%.  
Assumed Other - 35%.  
Ceded Other - 33%.

- (2) The additional or return commission, predicated on loss experience or on any other form of profit sharing arrangements in this statement as a result of existing contractual arrangements is accrued as follows: - Not Applicable
- (3) Risks attributed to each of the company's protected cells - Not Applicable
- D. Uncollectible Reinsurance - Not Applicable
  - E. Commutation of Ceded Reinsurance - Not Applicable
  - F. Retroactive Reinsurance - Not Applicable
  - G. Reinsurance Accounted for as a Deposit - Not Applicable
  - H. Disclosures for the Transfer of Property and Casualty Run-Off Agreements - Not Applicable
  - I. Certified Reinsurer Rating Downgraded or Status Subject to Revocation - Not Applicable
  - J. Reinsurance Agreements Qualifying for Reinsurer Aggregation - Not Applicable
  - K. Reinsurance Credit - Not Applicable

24. Retrospectively Rated Contracts & Contracts Subject to Redetermination

- A. Method Used to Estimate - Not Applicable
- B. Method Used to Record - Not Applicable
- C. Amount and Percent of Net Retrospective Premiums - Not Applicable

Notes to the Financial Statements

24. Retrospectively Rated Contracts & Contracts Subject to Redetermination (Continued)

D. Medical Loss Ratio Rebates Required Pursuant to the Public Health Service Act

	(1)	(2)	(3)	(4)	(5)
	Individual	Small Group Employer	Large Group Employer	Other Categories with Rebates	Total
Prior Reporting Year					
(1) Medical loss ratio rebates incurred	\$	\$	\$	\$	\$
(2) Medical loss ratio rebates paid					
(3) Medical loss rebates unpaid					
(4) Plus reinsurance assumed amounts	XXX	XXX	XXX	XXX	
(5) Less reinsurance ceded amounts	XXX	XXX	XXX	XXX	
(6) Rebates unpaid net of reinsurance	XXX	XXX	XXX	XXX	\$
Current Reporting Year-to-Date					
(7) Medical loss ratio rebates incurred	\$	\$	\$	\$	\$
(8) Medical loss ratio rebates paid					
(9) Medical loss rebates unpaid					
(10) Plus reinsurance assumed amounts	XXX	XXX	XXX	XXX	
(11) Less reinsurance ceded amounts	XXX	XXX	XXX	XXX	
(12) Rebates unpaid net of reinsurance	XXX	XXX	XXX	XXX	\$

E. Calculation of Nonadmitted Retrospective Premium

(1) For Ten Percent (10%) Method of determining nonadmitted retrospective premium

Ten percent of the amount of accrued retrospective premiums not offset by retrospective return premiums, other liabilities to the same party (other than loss and loss adjustment expense reserves), or collateral as permitted by SSAP No. 66-Retrospectively Rated Contracts has been nonadmitted.

a. Total accrued retro premium	\$
b. Unsecured amount	
c. Less: nonadmitted amount (10%)	
d. Less: nonadmitted for any person for whom agents' balances or uncollected premiums are nonadmitted	
e. Admitted amount (a-c-d)	\$

(2) For Quality Rating Method of determining nonadmitted retrospective premium

	(1)	(2)		(3)	(4)
	Insured's Current Quality Rating	Total Amount	Unsecured Balances	Nonadmitted Amount (2) x %	Admitted Amount (1 - 3)
a.	1	\$	\$	1 %	\$
b.	2			2 %	
c.	3			5 %	
d.	4			10 %	
e.	5			20 %	
f.	6			100 %	
g.	Nonadmitted for any person for whom agents' balances or uncollected premiums are nonadmitted				
h.	Total (a) through (f) - (g)		\$	\$	\$

F. Risk-Sharing Provisions of the Affordable Care Act (ACA)

The Company does not write any accident or health insurance premiums that are subject to the Affordable Care Act risk-sharing provisions.

(1) Accident and health insurance premium subject to the Affordable Care Act risk-sharing provisions

Did the reporting entity write accident and health insurance premium which is subject to the Affordable Care Act risk sharing provisions?  
NO

Notes to the Financial Statements

24. Retrospectively Rated Contracts & Contracts Subject to Redetermination (Continued)

(2) Impact of Risk-Sharing Provisions of the Affordable Care Act on admitted assets, liabilities and revenue for the current year

	Amount
a. Permanent ACA Risk Adjustment Program	
Assets	
1. Premium adjustments receivable due to the ACA risk adjustment (including high risk pool payments)	\$
Liabilities	
2. Risk adjustment user fees payable for ACA risk adjustment	\$
3. Premium adjustments payable due to ACA risk adjustment (including high risk pool premium)	
Operations (Revenue & Expense)	
4. Reported as revenue in premium for accident and health contracts (written/collected) due to ACA risk adjustment	\$
5. Reported in expenses as ACA risk adjustment user fees (incurred/paid)	
b. Transitional ACA Reinsurance Program	
Assets	
1. Amounts recoverable for claims paid due to ACA reinsurance	\$
2. Amounts recoverable for claims unpaid due to ACA reinsurance (contra liability)	
3. Amounts receivable relating to uninsured plans for contributions for ACA reinsurance	
Liabilities	
4. Liabilities for contributions payable due to ACA reinsurance - not reported as ceded premium	\$
5. Ceded reinsurance premiums payable due to ACA reinsurance	
6. Liabilities for amounts held under uninsured plans contributions for ACA reinsurance	
Operations (Revenue & Expense)	
7. Ceded reinsurance premiums due to ACA reinsurance	\$
8. Reinsurance recoveries (income statement) due to ACA reinsurance payments or expected payments	
9. ACA reinsurance contributions - not reported as ceded premium	
c. Temporary ACA Risk Corridors Program	
Assets	
1. Accrued retrospective premium due to ACA risk corridors liabilities	\$
2. Reserve for rate credits or policy experience rating refunds due to ACA risk corridors	
Operations (Revenue & Expense)	
3. Effect of ACA risk corridors on net premium income (paid/received)	\$
4. Effect of ACA risk corridors on change in reserves for rate credits	

Notes to the Financial Statements

24. Retrospectively Rated Contracts & Contracts Subject to Redetermination (Continued)

(3) Roll-forward of prior year ACA risk-sharing provisions for the following asset (gross of any nonadmission) and liability balances, along with the reasons for adjustments to prior year balance

				Differences		Adjustments		Unsettled Balances as of the Reporting Date	
Accrued During the Prior Year on Business Written Before Dec 31 of the Prior Year		Received or Paid as of the Current Year on Business Written Before Dec 31 of the Prior Year		Prior Year Accrued Less Payments (Col 1 - 3)	Prior Year Accrued Less Payments (Col 2 - 4)	To Prior Year Balances	To Prior Year Balances	Cumulative Balance from Prior Years (Col 1-3+7)	Cumulative Balance from Prior Years (Col 2-4+8)
(1)	(2)	(3)	(4)	(5)	(6)	(7)	(8)	(9)	(10)
Receivable	(Payable)	Receivable	(Payable)	Receivable	(Payable)	Receivable	(Payable)	Ref	Receivable (Payable)
a. Permanent ACA Risk Adjustment Program									
1. Premium adjustments receivable (including high risk pool payments) ..	\$ .....	\$ .....	\$ .....	\$ .....	\$ .....	\$ .....	\$ .....	A	\$ .....
2. Premium adjustments (payable) (including high risk pool premium) ..	.....	.....	.....	.....	.....	.....	.....	B	.....
3. Subtotal ACA Permanent Risk Adjustment Program .....	\$ .....	\$ .....	\$ .....	\$ .....	\$ .....	\$ .....	\$ .....		\$ .....
b. Transitional ACA Reinsurance Program									
1. Amounts recoverable for claims paid .....	\$ .....	\$ .....	\$ .....	\$ .....	\$ .....	\$ .....	\$ .....	C	\$ .....
2. Amounts recoverable for claims unpaid (contra liability) .....	.....	.....	.....	.....	.....	.....	.....	D	.....
3. Amounts receivable relating to uninsured plans .....	.....	.....	.....	.....	.....	.....	.....	E	.....
4. Liabilities for contributions payable due to ACA reinsurance - not reported as ceded premium .....	.....	.....	.....	.....	.....	.....	.....	F	.....
5. Ceded reinsurance premiums payable .....	.....	.....	.....	.....	.....	.....	.....	G	.....
6. Liability for amounts held under uninsured plans .....	.....	.....	.....	.....	.....	.....	.....	H	.....
7. Subtotal ACA Transitional Reinsurance Program .....	\$ .....	\$ .....	\$ .....	\$ .....	\$ .....	\$ .....	\$ .....		\$ .....
c. Temporary ACA Risk Corridors Program									
1. Accrued retrospective premium .....	\$ .....	\$ .....	\$ .....	\$ .....	\$ .....	\$ .....	\$ .....	I	\$ .....
2. Reserve for rate credits or policy experience rating refunds .....	.....	.....	.....	.....	.....	.....	.....	J	.....
3. Subtotal ACA Risk Corridors Program .....	\$ .....	\$ .....	\$ .....	\$ .....	\$ .....	\$ .....	\$ .....		\$ .....
d. Total for ACA risk sharing provisions .....	\$ .....	\$ .....	\$ .....	\$ .....	\$ .....	\$ .....	\$ .....		\$ .....

Explanations of Adjustments: None

(4) Roll-forward of risk corridors asset and liability balances by program benefit year

				Differences		Adjustments		Unsettled Balances as of the Reporting Date	
Accrued During the Prior Year on Business Written Before Dec 31 of the Prior Year		Received or Paid as of the Current Year on Business Written Before Dec 31 of the Prior Year		Prior Year Accrued Less Payments (Col 1 - 3)	Prior Year Accrued Less Payments (Col 2 - 4)	To Prior Year Balances	To Prior Year Balances	Cumulative Balance from Prior Years (Col 1-3+7)	Cumulative Balance from Prior Years (Col 2-4+8)
(1)	(2)	(3)	(4)	(5)	(6)	(7)	(8)	(9)	(10)
Receivable	(Payable)	Receivable	(Payable)	Receivable	(Payable)	Receivable	(Payable)	Ref	Receivable (Payable)
Risk Corridors Program Year									
a. 2014									
1. Accrued retrospective premium .....	\$ .....	\$ .....	\$ .....	\$ .....	\$ .....	\$ .....	\$ .....	A	\$ .....
2. Reserve for rate credits or policy experience rating refunds .....	.....	.....	.....	.....	.....	.....	.....	B	.....
b. 2015									
1. Accrued retrospective premium .....	\$ .....	\$ .....	\$ .....	\$ .....	\$ .....	\$ .....	\$ .....	C	\$ .....
2. Reserve for rate credits or policy experience rating refunds .....	.....	.....	.....	.....	.....	.....	.....	D	.....
c. 2016									
1. Accrued retrospective premium .....	\$ .....	\$ .....	\$ .....	\$ .....	\$ .....	\$ .....	\$ .....	E	\$ .....
2. Reserve for rate credits or policy experience rating refunds .....	.....	.....	.....	.....	.....	.....	.....	F	.....
d. Total for Risk Corridors .....	\$ .....	\$ .....	\$ .....	\$ .....	\$ .....	\$ .....	\$ .....		\$ .....

Explanations of Adjustments: None



Notes to the Financial Statements

24. Retrospectively Rated Contracts & Contracts Subject to Redetermination (Continued)

(5) ACA risk corridors receivable as of reporting date

Risk Corridor Program Year	(1) Estimated Amount to be Filed or Final Amount Filed with CMS	(2) Nonaccrued Amounts for Impairment or Other Reasons	(3) Amounts Received from CMS	(4) Asset Balance Gross of Nonadmissions (1-2-3)	(5) Non-admitted Amount	(6) Net Admitted Asset (4-5)
a. 2014.....	\$ .....	\$ .....	\$ .....	\$ .....	\$ .....	\$ .....
b. 2015.....	.....	.....	.....	.....	.....	.....
c. 2016.....	.....	.....	.....	.....	.....	.....
d. Total (a+b+c).....	<u>\$ .....</u>	<u>\$ .....</u>	<u>\$ .....</u>	<u>\$ .....</u>	<u>\$ .....</u>	<u>\$ .....</u>

25. Changes in Incurred Losses and Loss Adjustment Expenses

A. Reasons for Changes in the Provision for Incurred Loss and Loss Adjustment Expenses Attributable to Insured Events of Prior Years

Reserves for incurred losses and LAE as of 12/31/21 were \$5,638,821. As of 09/30/22, \$3,299,000 has been paid for incurred losses attributable to insured events of prior years. Reserves remaining for prior years are now \$1,833,000 as a result of re-estimation of unpaid claims and claim adjustment expenses. Therefore, there has been \$506,821 of **favorable** development from prior years. Increases and decreases of this nature occur as a result of ongoing analysis of recent loss development trends. Original estimates are increased or decreased, as additional information becomes known regarding individual claims.

B. Significant Changes in Methodologies and Assumptions Used in Calculating the Liability for Unpaid Losses and Loss Adjustment Expenses - Not Applicable

26. Intercompany Pooling Arrangements - Not Applicable

27. Structured Settlements - Not Applicable

28. Health Care Receivables - Not Applicable

29. Participating Policies - Not Applicable

30. Premium Deficiency Reserves

	<u>FIRE</u>	<u>HO / FO</u>	<u>CMP</u>	<u>GL / UMB</u>	<u>CAP / APD</u>	<u>Total</u>
Net unearned premium reserve at 12/31/21	\$ 695,367	\$ 4,181,911	\$ 8,480,109	\$ 211,710	\$ 1,170,756	\$ 14,739,853
Anticipated loss and adjusting (5 year average)	(296,173)	(2,109,313)	(4,587,540)	(121,515)	(654,603)	(7,769,144)
Acquisition costs (at renewal)	-	-	-	-	-	-
Policy maintenance cost (10.0% estimate)	(69,537)	(418,191)	(848,011)	(21,171)	(117,076)	(1,473,985)
Surplus / (Deficiency)	<u>\$ 329,657</u>	<u>\$ 1,654,407</u>	<u>\$ 3,044,558</u>	<u>\$ 69,024</u>	<u>\$ 399,077</u>	<u>\$ 5,496,724</u>
Net earned premium 2017	1,472	4,954	7,052	115	899	
Net earned premium 2018	1,423	5,201	7,609	367	1,048	
Net earned premium 2019	1,407	5,493	8,910	695	1,269	
Net earned premium 2020	1,349	6,083	10,729	396	1,594	
Net earned premium 2021	1,254	7,086	12,247	394	2,090	
	<u>\$ 6,905</u>	<u>\$ 28,817</u>	<u>\$ 46,547</u>	<u>\$ 1,967</u>	<u>\$ 6,900</u>	
Net incurred loss & lae 2017	489	3,708	2,298	169	821	
Net incurred loss & lae 2018	337	1,046	3,706	251	324	
Net incurred loss & lae 2019	1,100	3,319	5,567	425	548	
Net incurred loss & lae 2020	211	2,792	5,961	239	937	
Net incurred loss & lae 2021	804	3,670	7,649	45	1,228	
	<u>\$ 2,941</u>	<u>\$ 14,535</u>	<u>\$ 25,181</u>	<u>\$ 1,129</u>	<u>\$ 3,858</u>	

The Company evaluated the need to record a premium deficiency reserve as of the end of the year and determined a reserve was not required. The Company does not anticipate investment income when evaluating the need for premium deficiency reserves.

1. Liability carried for premium deficiency reserves:
- \$
2. Date of the most recent evaluation of this liability:
- 12/31/2021
3. Was anticipated investment income utilized in the calculation?
- NO

31. High Deductibles - Not Applicable

32. Discounting of Liabilities For Unpaid Losses or Unpaid Loss Adjustment Expenses - Not Applicable

33. Asbestos/Environmental Reserves - Not Applicable

34. Subscriber Savings Accounts - Not Applicable

35. Multiple Peril Crop Insurance - Not Applicable

36. Financial Guaranty Insurance - Not Applicable

GENERAL INTERROGATORIES

PART 1 - COMMON INTERROGATORIES

GENERAL

- 1.1

Did the reporting entity experience any material transactions requiring the filing of Disclosure of Material Transactions with the State of Domicile, as required by the Model Act?

Yes ☐ No ☒
- 1.2

If yes, has the report been filed with the domiciliary state?

Yes ☐ No ☐
- 2.1

Has any change been made during the year of this statement in the charter, by-laws, articles of incorporation, or deed of settlement of the reporting entity?

Yes ☐ No ☒
- 2.2

If yes, date of change:
- 3.1

Is the reporting entity a member of an Insurance Holding Company System consisting of two or more affiliated persons, one or more of which is an insurer?

Yes ☒ No ☐
- If yes, complete Schedule Y, Parts 1 and 1A.
- 3.2

Have there been any substantial changes in the organizational chart since the prior quarter end?

Yes ☒ No ☐
- 3.3

If the response to 3.2 is yes, provide a brief description of those changes.  
Former CEO, Chris Blough, left the company and was replaced by Interim CEO, Thomas Troyer
- 3.4

Is the reporting entity publicly traded or a member of a publicly traded group?

Yes ☐ No ☒
- 3.5

If the response to 3.4 is yes, provide the CIK (Central Index Key) code issued by the SEC for the entity/group
- 4.1

Has the reporting entity been a party to a merger or consolidation during the period covered by this statement?

Yes ☐ No ☒
- 4.2

If yes, provide the name of entity, NAIC Company Code, and state of domicile (use two letter state abbreviation) for any entity that has ceased to exist as a result of the merger or consolidation.

1	2	3
Name of Entity	NAIC Company Code	State of Domicile

5.

If the reporting entity is subject to a management agreement, including third-party administrator(s), managing general agent(s), attorney-in-fact, or similar agreement, have there been any significant changes regarding the terms of the agreement or principals involved?

Yes ☐ No ☒ NA ☐
- If yes, attach an explanation.
- 6.1

State as of what date the latest financial examination of the reporting entity was made or is being made.

12/31/2017
- 6.2

State the as of date that the latest financial examination report became available from either the state of domicile or the reporting entity. This date should be the date of the examined balance sheet and not the date the report was completed or released.

12/31/2017
- 6.3

State as of what date the latest financial examination report became available to other states or the public from either the state of domicile or the reporting entity. This is the release date or completion date of the examination report and not the date of the examination (balance sheet date).

05/10/2018
- 6.4

By what department or departments?  
Ohio Department of Insurance
- 6.5

Have all financial statement adjustments within the latest financial examination report been accounted for in a subsequent financial statement filed with Departments?

Yes ☒ No ☐ NA ☐
- 6.6

Have all of the recommendations within the latest financial examination report been complied with?

Yes ☐ No ☒ NA ☐
- 7.1

Has this reporting entity had any Certificates of Authority, licenses or registrations (including corporate registration, if applicable) suspended or revoked by any governmental entity during the reporting period?

Yes ☐ No ☒
- 7.2

If yes, give full information:
- 8.1

Is the company a subsidiary of a bank holding company regulated by the Federal Reserve Board?

Yes ☐ No ☒
- 8.2

If response to 8.1 is yes, please identify the name of the bank holding company.
- 8.3

Is the company affiliated with one or more banks, thrifts or securities firms?

Yes ☐ No ☒
- 8.4

If response to 8.3 is yes, please provide below the names and location (city and state of the main office) of any affiliates regulated by a federal regulatory services agency [i.e. the Federal Reserve Board (FRB), the Office of the Comptroller of the Currency (OCC), the Federal Deposit Insurance Corporation (FDIC) and the Securities Exchange Commission (SEC)] and identify the affiliate's primary federal regulator.]
- | 1              | 2                         | 3   | 4   | 5    | 6   |
|----------------|---------------------------|-----|-----|------|-----|
| Affiliate Name | Location<br>(City, State) | FRB | OCC | FDIC | SEC |
|                |                           |     |     |      |     |
- 9.1

Are the senior officers (principal executive officer, principal financial officer, principal accounting officer or controller, or persons performing similar functions) of the reporting entity subject to a code of ethics, which includes the following standards?

Yes ☒ No ☐
- (a) Honest and ethical conduct, including the ethical handling of actual or apparent conflicts of interest between personal and professional relationships;
- (b) Full, fair, accurate, timely and understandable disclosure in the periodic reports required to be filed by the reporting entity;
- (c) Compliance with applicable governmental laws, rules and regulations;
- (d) The prompt internal reporting of violations to an appropriate person or persons identified in the code; and
- (e) Accountability for adherence to the code.
- 9.11

If the response to 9.1 is No, please explain:
- 9.2

Has the code of ethics for senior managers been amended?

Yes ☐ No ☒
- 9.21

If the response to 9.2 is Yes, provide information related to amendment(s).
- 9.3

Have any provisions of the code of ethics been waived for any of the specified officers?

Yes ☐ No ☒
- 9.31

If the response to 9.3 is Yes, provide the nature of any waiver(s).

FINANCIAL

- 10.1

Does the reporting entity report any amounts due from parent, subsidiaries or affiliates on Page 2 of this statement?

Yes ☒ No ☐
- 10.2

If yes, indicate any amounts receivable from parent included in the Page 2 amount:

\$ 3,010

GENERAL INTERROGATORIES

INVESTMENT

11.1 Were any of the stocks, bonds, or other assets of the reporting entity loaned, placed under option agreement, or otherwise made available for use by another person? (Exclude securities under securities lending agreements.) ..... Yes [ ] No [X]

11.2 If yes, give full and complete information relating thereto:  
0.....

12. Amount of real estate and mortgages held in other invested assets in Schedule BA: .....\$ .....0

13. Amount of real estate and mortgages held in short-term investments: .....\$ .....0

14.1 Does the reporting entity have any investments in parent, subsidiaries and affiliates? ..... Yes [X] No [ ]

14.2 If yes, please complete the following:

	1 Prior Year-End Book/Adjusted Carrying Value	2 Current Quarter Book/Adjusted Carrying Value
14.21 Bonds .....	\$ .....0	\$ .....0
14.22 Preferred Stock .....	\$ .....0	\$ .....0
14.23 Common Stock .....	\$ .....100	\$ .....100
14.24 Short-Term Investments .....	\$ .....0	\$ .....0
14.25 Mortgage Loans on Real Estate .....	\$ .....0	\$ .....0
14.26 All Other .....	\$ .....0	\$ .....0
14.27 Total Investment in Parent, Subsidiaries and Affiliates (Subtotal Lines 14.21 to 14.26).....	\$ .....100	\$ .....100
14.28 Total Investment in Parent included in Lines 14.21 to 14.26 above .....	\$ .....0	\$ .....0

15.1 Has the reporting entity entered into any hedging transactions reported on Schedule DB? ..... Yes [ ] No [X]

15.2 If yes, has a comprehensive description of the hedging program been made available to the domiciliary state? ..... Yes [ ] No [ ] NA [X]  
If no, attach a description with this statement.

16. For the reporting entity's security lending program, state the amount of the following as of the current statement date:  
16.1 Total fair value of reinvested collateral assets reported on Schedule DL, Parts 1 and 2 .....\$ .....0  
16.2 Total book adjusted/carrying value of reinvested collateral assets reported on Schedule DL, Parts 1 and 2 .....\$ .....0  
16.3 Total payable for securities lending reported on the liability page .....\$ .....0

17. Excluding items in Schedule E – Part 3 – Special Deposits, real estate, mortgage loans and investments held physically in the reporting entity's offices, vaults or safety deposit boxes, were all stocks, bonds and other securities, owned throughout the current year held pursuant to a custodial agreement with a qualified bank or trust company in accordance with Section 1, III – General Examination Considerations, F. Outsourcing of Critical Functions, Custodial or Safekeeping Agreements of the NAIC *Financial Condition Examiners Handbook*? ..... Yes [X] No [ ]

17.1 For all agreements that comply with the requirements of the NAIC *Financial Condition Examiners Handbook*, complete the following:

1 Name of Custodian(s)	2 Custodian Address
Wayne Savings Community Bank.....	Wooster, OH.....
Federal Home Loan Bank.....	Cincinnati, OH.....
Manufacturers and Traders Trust Co.....	Baltimore, MD.....

17.2 For all agreements that do not comply with the requirements of the NAIC *Financial Condition Examiners Handbook*, provide the name, location and a complete explanation:

1 Name(s)	2 Location(s)	3 Complete Explanation(s)

17.3 Have there been any changes, including name changes, in the custodian(s) identified in 17.1 during the current quarter? ..... Yes [ ] No [X]

17.4 If yes, give full and complete information relating thereto:

1 Old Custodian	2 New Custodian	3 Date of Change	4 Reason

17.5 Investment management – Identify all investment advisors, investment managers, broker/dealers, including individuals that have the authority to make investment decisions on behalf of the reporting entity. For assets that are managed internally by employees of the reporting entity, note as such. [“...that have access to the investment accounts”; “...handle securities”]

1 Name of Firm or Individual	2 Affiliation
Thomas Troyer, Interim CEO, investment acct access.....	I.....
Scott Ezzo, Controller, investment acct access.....	I.....
The Concord Advisory Group, Ltd.....	U.....
Payden & Rygel Investment Management.....	U.....
Logan Capital Management, Inc.....	U.....

17.5097 For those firms/individuals listed in the table for Question 17.5, do any firms/individuals unaffiliated with the reporting entity (i.e., designated with a “U”) manage more than 10% of the reporting entity's invested assets? ..... Yes [X] No [ ]

17.5098 For firms/individuals unaffiliated with the reporting entity (i.e., designated with a “U”) listed in the table for Question 17.5, does the total assets under management aggregate to more than 50% of the reporting entity's invested assets? ..... Yes [X] No [ ]

17.6 For those firms or individuals listed in the table for 17.5 with an affiliation code of “A” (affiliated) or “U” (unaffiliated), provide the information for the table below.

1 Central Registration Depository Number	2 Name of Firm or Individual	3 Legal Entity Identifier (LEI)	4 Registered With	5 Investment Management Agreement (IMA) Filed

18.1 Have all the filing requirements of the *Purposes and Procedures Manual of the NAIC Investment Analysis Office* been followed? ..... Yes [X] No [ ]

18.2 If no, list exceptions:  
.....

19. By self-designating 5GI securities, the reporting entity is certifying the following elements for each self-designated 5GI security:  
Documentation necessary to permit a full credit analysis of the security does not exist or an NAIC CRP credit rating for an FE or  
a. PL security is not available.  
b. Issuer or obligor is current on all contracted interest and principal payments.  
c. The insurer has an actual expectation of ultimate payment of all contracted interest and principal.

GENERAL INTERROGATORIES

Has the reporting entity self-designated 5GI securities?..... Yes [ ] No [X]

20. By self-designating PLGI securities, the reporting entity is certifying the following elements of each self-designated PLGI security:

- a. The security was purchased prior to January 1, 2018.
- b. The reporting entity is holding capital commensurate with the NAIC Designation reported for the security.  
The NAIC Designation was derived from the credit rating assigned by an NAIC CRP in its legal capacity as a NRSRO which is shown on a current private letter rating held by the insurer and available for examination by state insurance regulators.
- c.
- d. The reporting entity is not permitted to share this credit rating of the PL security with the SVO.

Has the reporting entity self-designated PLGI securities?..... Yes [ ] No [X]

21. By assigning FE to a Schedule BA non-registered private fund, the reporting entity is certifying the following elements of each self-designated FE fund:

- a. The shares were purchased prior to January 1, 2019.
- b. The reporting entity is holding capital commensurate with the NAIC Designation reported for the security.
- c. The security had a public credit rating(s) with annual surveillance assigned by an NAIC CRP in its legal capacity as an NRSRO prior to January 1, 2019.
- d. The fund only or predominantly holds bonds in its portfolio.
- e. The current reported NAIC Designation was derived from the public credit rating(s) with annual surveillance assigned by an NAIC CRP in its legal capacity as an NRSRO.
- f. The public credit rating(s) with annual surveillance assigned by an NAIC CRP has not lapsed.

Has the reporting entity assigned FE to Schedule BA non-registered private funds that complied with the above criteria?..... Yes [ ] No [X]

GENERAL INTERROGATORIES  
PART 2 - PROPERTY & CASUALTY INTERROGATORIES

1. If the reporting entity is a member of a pooling arrangement, did the agreement or the reporting entity's participation change? ..... Yes [ ] No [X] NA [ ]  
If yes, attach an explanation.

2. Has the reporting entity reinsured any risk with any other reporting entity and agreed to release such entity from liability, in whole or in part, from any loss that may occur on the risk, or portion thereof, reinsured? ..... Yes [ ] No [X]  
If yes, attach an explanation.

3.1 Have any of the reporting entity's primary reinsurance contracts been canceled? ..... Yes [ ] No [X]

3.2 If yes, give full and complete information thereto.  
.....

4.1 Are any of the liabilities for unpaid losses and loss adjustment expenses other than certain workers' compensation tabular reserves (see *Annual Statement Instructions* pertaining to disclosure of discounting for definition of "tabular reserves,") discounted at a rate of interest greater than zero? ..... Yes [ ] No [X]

4.2 If yes, complete the following schedule:

			TOTAL DISCOUNT				DISCOUNT TAKEN DURING PERIOD			
1	2	3	4	5	6	7	8	9	10	11
Line of Business	Maximum Interest	Discount Rate	Unpaid Losses	Unpaid LAE	IBNR	TOTAL	Unpaid Losses	Unpaid LAE	IBNR	TOTAL
TOTAL			0	0	0	0	0	0	0	0

5. Operating Percentages:

5.1 A&H loss percent .....

5.2 A&H cost containment percent .....

5.3 A&H expense percent excluding cost containment expenses.....

6.1 Do you act as a custodian for health savings accounts?.....

6.2 If yes, please provide the amount of custodial funds held as of the reporting date.....

6.3 Do you act as an administrator for health savings accounts?.....

6.4 If yes, please provide the balance of the funds administered as of the reporting date.....

7. Is the reporting entity licensed or chartered, registered, qualified, eligible or writing business in at least two states?.....

7.1 If no, does the reporting entity assume reinsurance business that covers risks residing in at least one state other than the state of domicile of the reporting entity?.....

**STATEMENT AS OF SEPTEMBER 30, 2022 OF THE MENNONITE MUTUAL INSURANCE COMPANY**

## SCHEDULE F - CEDED REINSURANCE

Showing All New Reinsurers - Current Year to Date

1 NAIC Company Code	2 ID Number	3 Name of Reinsurer	4 Domiciliary Jurisdiction	5 Type of Reinsurer	6 Certified Reinsurer Rating (1 through 6)	7 Effective Date of Certified Reinsurer Rating
		NONE				

SCHEDULE T - EXHIBIT OF PREMIUMS WRITTEN

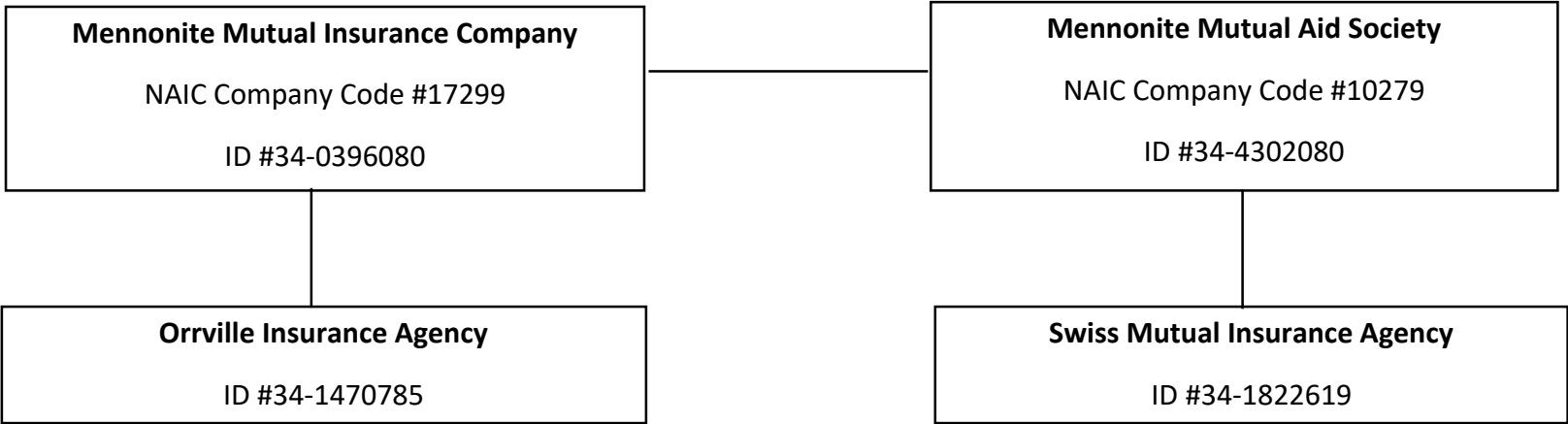
Current Year to Date – Allocated by States and Territories								
States, etc.	1	Direct Premiums Written		Direct Losses Paid (Deducting Salvage)		Direct Losses Unpaid		
		2	3	4	5	6	7	
	Active Status (a)	Current Year To Date	Prior Year To Date	Current Year To Date	Prior Year To Date	Current Year To Date	Prior Year To Date	
1. Alabama	AL	N	0	0	0		0	
2. Alaska	AK	N	0	0	0		0	
3. Arizona	AZ	N	0	0	0		0	
4. Arkansas	AR	N	0	0	0		0	
5. California	CA	N	0	0	0		0	
6. Colorado	CO	N	0	0	0		0	
7. Connecticut	CT	N	0	0	0		0	
8. Delaware	DE	N	0	0	0		0	
9. Dist. Columbia	DC	N	0	0	0		0	
10. Florida	FL	N	0	0	0		0	
11. Georgia	GA	N	0	0	0		0	
12. Hawaii	HI	N	0	0	0		0	
13. Idaho	ID	N	0	0	0		0	
14. Illinois	IL	N	0	0	0		0	
15. Indiana	IN	L	11,767,850	9,830,296	5,456,017	5,005,425	4,301,165	7,142,724
16. Iowa	IA	N	0	0	0		0	
17. Kansas	KS	N	0	0	0		0	
18. Kentucky	KY	N	0	0	0		0	
19. Louisiana	LA	N	0	0	0		0	
20. Maine	ME	N	0	0	0		0	
21. Maryland	MD	N	0	0	0		0	
22. Massachusetts	MA	N	0	0	0		0	
23. Michigan	MI	N	0	0	0		0	
24. Minnesota	MN	N	0	0	0		0	
25. Mississippi	MS	N	0	0	0		0	
26. Missouri	MO	N	0	0	0		0	
27. Montana	MT	N	0	0	0		0	
28. Nebraska	NE	N	0	0	0		0	
29. Nevada	NV	N	0	0	0		0	
30. New Hampshire	NH	N	0	0	0		0	
31. New Jersey	NJ	N	0	0	0		0	
32. New Mexico	NM	N	0	0	0		0	
33. New York	NY	N	0	0	0		0	
34. No. Carolina	NC	N	0	0	0		0	
35. No. Dakota	ND	N	0	0	0		0	
36. Ohio	OH	L	15,186,105	13,679,484	8,463,866	3,601,861	12,637,793	3,414,711
37. Oklahoma	OK	N	0	0	0		0	
38. Oregon	OR	N	0	0	0		0	
39. Pennsylvania	PA	L	0	0	0		0	
40. Rhode Island	RI	N	0	0	0		0	
41. So. Carolina	SC	N	0	0	0		0	
42. So. Dakota	SD	N	0	0	0		0	
43. Tennessee	TN	N	0	0	0		0	
44. Texas	TX	N	0	0	0		0	
45. Utah	UT	N	0	0	0		0	
46. Vermont	VT	N	0	0	0		0	
47. Virginia	VA	N	0	0	0		0	
48. Washington	WA	N	0	0	0		0	
49. West Virginia	WV	N	0	0	0		0	
50. Wisconsin	WI	N	0	0	0		0	
51. Wyoming	WY	N	0	0	0		0	
52. American Samoa	AS	N	0	0	0		0	
53. Guam	GU	N	0	0	0		0	
54. Puerto Rico	PR	N	0	0	0		0	
55. U.S. Virgin Islands	VI	N	0	0	0		0	
56. Northern Mariana Islands	MP	N	0	0	0		0	
57. Canada	CAN	N	0	0	0		0	
58. Aggregate Other Alien	OT	XXX	0	0	0	0	0	
59. Totals	XXX		26,953,955	23,509,780	13,919,883	8,607,286	16,938,958	10,557,435
DETAILS OF WRITE-INS								
58001.	XXX							
58002.	XXX							
58003.	XXX							
58998. Summary of remaining write-ins for Line 58 from overflow page.	XXX		0	0	0	0	0	0
58999. TOTALS (Lines 58001 through 58003 plus 58998) (Line 58 above)	XXX		0	0	0	0	0	0

(a) Active Status Counts

L – Licensed or Chartered – Licensed insurance carrier or domiciled RRG ..... 3 R – Registered – Non-domiciled RRGs ..... 0  
E – Eligible – Reporting entities eligible or approved to write surplus lines in the state (other than their state of domicile – See DSLI) ..... 0 Q – Qualified – Qualified or accredited reinsurer ..... 0  
D – Domestic Surplus Lines Insurer (DSLI) – Reporting entities authorized to write surplus lines in the state of domicile ..... 0 N – None of the above – Not allowed to write business in the state ..... 54  
All of the premiums and losses with respect to every kind of insurance transacted are allocated to the state in which the property or insured is located.

SCHEDULE Y – INFORMATION CONCERNING ACTIVITIES OF INSURER MEMBERS OF A HOLDING COMPANY GROUP  
PART 1 – ORGANIZATIONAL CHART

MENNONITE MUTUAL GROUP  
ORGANIZATIONAL CHART  
NAIC Group Code #4780



1. All companies and agencies are controlled by a common board of directors and officers.



**SCHEDULE Y**

**PART 1A – DETAIL OF INSURANCE HOLDING COMPANY SYSTEM**

Asterisk	Explanation
----------	-------------

PART 1 - LOSS EXPERIENCE

Line of Business		Current Year to Date			4 Prior Year to Date Direct Loss Percentage
		1 Direct Premiums Earned	2 Direct Losses Incurred	3 Direct Loss Percentage	
1.	Fire .....	974,469	304,254	31.2	46.6
2.1	Allied lines .....			0.0	0.0
2.2	Multiple peril crop .....			0.0	
2.3	Federal flood .....			0.0	
2.4	Private crop .....			0.0	
2.5	Private flood .....	115,629		0.0	
3.	Farmowners multiple peril .....	7,127,195	7,543,180	105.8	37.9
4.	Homeowners multiple peril .....			0.0	0.0
5.	Commercial multiple peril .....	13,421,856	12,226,661	91.1	100.8
6.	Mortgage guaranty .....			0.0	0.0
8.	Ocean marine .....			0.0	0.0
9.	Inland marine .....			0.0	0.0
10.	Financial guaranty .....			0.0	0.0
11.1	Medical professional liability -occurrence .....			0.0	0.0
11.2	Medical professional liability -claims made .....			0.0	0.0
12.	Earthquake .....			0.0	0.0
13.1	Comprehensive (hospital and medical) individual .....			0.0	
13.2	Comprehensive (hospital and medical) group .....			0.0	
14.	Credit accident and health .....			0.0	0.0
15.1	Vision only .....			0.0	
15.2	Dental only .....			0.0	
15.3	Disability income .....			0.0	
15.4	Medicare supplement .....			0.0	
15.5	Medicaid Title XIX .....			0.0	
15.6	Medicare Title XVIII .....			0.0	
15.7	Long-term care .....			0.0	
15.8	Federal employees health benefits plan .....			0.0	
15.9	Other health .....			0.0	
16.	Workers' compensation .....			0.0	0.0
17.1	Other liability occurrence .....	1,337,196	(47,715)	(3.6)	33.3
17.2	Other liability-claims made .....			0.0	0.0
17.3	Excess Workers' Compensation .....			0.0	0.0
18.1	Products liability-occurrence .....			0.0	0.0
18.2	Products liability-claims made .....			0.0	0.0
19.1	Private passenger auto no-fault (personal injury protection) .....			0.0	
19.2	Other private passenger auto liability .....			0.0	
19.3	Commercial auto no-fault (personal injury protection) .....			0.0	
19.4	Other commercial auto liability .....	1,422,141	741,065	52.1	26.8
21.1	Private passenger auto physical damage .....			0.0	
21.2	Commercial auto physical damage .....	611,956	464,957	76.0	108.9
22.	Aircraft (all perils) .....			0.0	0.0
23.	Fidelity .....			0.0	0.0
24.	Surety .....			0.0	0.0
26.	Burglary and theft .....			0.0	0.0
27.	Boiler and machinery .....			0.0	0.0
28.	Credit .....			0.0	0.0
29.	International .....			0.0	0.0
30.	Warranty .....			0.0	0.0
31.	Reinsurance - Nonproportional Assumed Property .....	XXX	XXX	XXX	XXX
32.	Reinsurance - Nonproportional Assumed Liability .....	XXX	XXX	XXX	XXX
33.	Reinsurance - Nonproportional Assumed Financial Lines .....	XXX	XXX	XXX	XXX
34.	Aggregate write-ins for other lines of business .....	0	0	0.0	0.0
35.	TOTALS .....	25,010,442	21,232,402	84.9	72.8
DETAILS OF WRITE-INS					
3401.	.....				
3402.	.....				
3403.	.....				
3498.	Sum. of remaining write-ins for Line 34 from overflow page .....	0	0	0.0	0.0
3499.	Totals (Lines 3401 through 3403 plus 3498) (Line 34) .....	0	0	0.0	0.0

PART 2 - DIRECT PREMIUMS WRITTEN

Line of Business		1 Current Quarter	2 Current Year to Date	3 Prior Year Year to Date
1.	Fire .....	374,961	983,256	951,735
2.1	Allied lines .....	0		0
2.2	Multiple peril crop .....	0		
2.3	Federal flood .....	0		
2.4	Private crop .....	0		
2.5	Private flood .....	58,336	143,731	
3.	Farmowners multiple peril .....	2,597,453	8,090,151	6,858,169
4.	Homeowners multiple peril .....	0		0
5.	Commercial multiple peril .....	4,416,304	13,915,233	12,422,308
6.	Mortgage guaranty .....	0		0
8.	Ocean marine .....	0		0
9.	Inland marine .....	0		0
10.	Financial guaranty .....	0		0
11.1	Medical professional liability-occurrence .....	0		0
11.2	Medical professional liability-claims made .....	0		0
12.	Earthquake .....	0		0
13.1	Comprehensive (hospital and medical) individual .....	0		
13.2	Comprehensive (hospital and medical) group .....	0		
14.	Credit accident and health .....	0		0
15.1	Vision only .....	0		
15.2	Dental only .....	0		
15.3	Disability income .....	0		
15.4	Medicare supplement .....	0		
15.5	Medicaid Title XIX .....	0		
15.6	Medicare Title XVIII .....	0		
15.7	Long-term care .....	0		
15.8	Federal employee health benefits plan .....	0		
15.9	Other health .....	0		
16.	Workers' compensation .....	0		0
17.1	Other liability occurrence .....	422,335	1,469,070	1,269,979
17.2	Other liability-claims made .....	0		0
17.3	Excess Workers' Compensation .....	0		0
18.1	Products liability-occurrence .....	0		0
18.2	Products liability-claims made .....	0		0
19.1	Private passenger auto no-fault (personal injury protection) .....	0		
19.2	Other private passenger auto liability .....	0		
19.3	Commercial auto no-fault (personal injury protection) .....	0		
19.4	Other commercial auto liability .....	512,859	1,641,921	1,403,978
21.1	Private passenger auto physical damage .....	0		
21.2	Commercial auto physical damage .....	221,722	710,593	603,612
22.	Aircraft (all perils) .....	0		0
23.	Fidelity .....	0		0
24.	Surety .....	0		0
26.	Burglary and theft .....	0		0
27.	Boiler and machinery .....	0		0
28.	Credit .....	0		0
29.	International .....	0		0
30.	Warranty .....	0		0
31.	Reinsurance - Nonproportional Assumed Property .....	XXX	XXX	XXX
32.	Reinsurance - Nonproportional Assumed Liability .....	XXX	XXX	XXX
33.	Reinsurance - Nonproportional Assumed Financial Lines .....	XXX	XXX	XXX
34.	Aggregate write-ins for other lines of business .....	0	0	0
35.	TOTALS .....	8,603,970	26,953,955	23,509,781
DETAILS OF WRITE-INS				
3401.	.....			
3402.	.....			
3403.	.....			
3498.	Sum. of remaining write-ins for Line 34 from overflow page .....	0	0	0
3499.	Totals (Lines 3401 through 3403 plus 3498) (Line 34) .....	0	0	0

STATEMENT AS OF SEPTEMBER 30, 2022 OF THE MENNONITE MUTUAL INSURANCE COMPANY

PART 3 (000 omitted)

LOSS AND LOSS ADJUSTMENT EXPENSE RESERVES SCHEDULE

	1	2	3	4	5	6	7	8	9	10	11	12	13
Years in Which Losses Occurred	Prior Year-End Known Case Loss and LAE Reserves	Prior Year-End IBNR Loss and LAE Reserves	Total Prior Year-End Loss and LAE Reserves (Cols. 1 + 2)	2022 Loss and LAE Payments on Claims Reported as of Prior Year-End	2022 Loss and LAE Payments on Claims Unreported as of Prior Year-End	Total 2022 Loss and LAE Payments (Cols. 4 + 5)	Q.S. Date Known Case Loss and LAE Reserves on Claims Reported and Open as of Prior Year End	Q.S. Date Known Case Loss and LAE Reserves on Claims Reported or Reopened Subsequent to Prior Year End	Q.S. Date IBNR Loss and LAE Reserves	Total Q.S. Loss and LAE Reserves (Cols.7 + 8 + 9)	Prior Year-End Known Case Loss and LAE Reserves Developed (Savings)/ Deficiency (Cols. 4 + 7 minus Col. 1)	Prior Year-End IBNR Loss and LAE Reserves Developed (Savings)/ Deficiency (Cols. 5 + 8 + 9 minus Col. 2)	Prior Year-End Total Loss and LAE Reserve Developed (Savings)/ Deficiency (Cols. 11 + 12)
1. 2019 + Prior .....	.....544	.....294	.....838	.....267	.....6	.....273	.....2	.....45	.....74	.....121	.....(275)	.....(169)	.....(444)
2. 2020 .....	.....814	.....230	.....1,044	.....584	.....89	.....673	.....447	.....26	.....182	.....655	.....217	.....67	.....284
3. Subtotals 2020 + prior .....	.....1,358	.....524	.....1,882	.....851	.....95	.....946	.....449	.....71	.....256	.....776	.....(58)	.....(102)	.....(160)
4. 2021.....	.....2,876	.....880	.....3,756	.....1,952	.....401	.....2,353	.....663	.....106	.....288	.....1,057	.....(261)	.....(85)	.....(346)
5. Subtotals 2021 + prior .....	.....4,234	.....1,404	.....5,638	.....2,803	.....496	.....3,299	.....1,112	.....177	.....544	.....1,833	.....(319)	.....(187)	.....(506)
6. 2022 .....	.....XXX	.....XXX	.....XXX	.....XXX	.....10,498	.....10,498	.....XXX	.....2,068	.....1,134	.....3,202	.....XXX	.....XXX	.....XXX
7. Totals .....	4,234	1,404	5,638	2,803	10,994	13,797	1,112	2,245	1,678	5,035	(319)	(187)	(506)
8. Prior Year-End Surplus As Regards Policy-holders	24,056										Col. 11, Line 7 As % of Col. 1, Line 7	Col. 12, Line 7 As % of Col. 2, Line 7	Col. 13, Line 7 As % of Col. 3, Line 7
											1. (7.5)	2. (13.3)	3. (9.0)
											Col. 13, Line 7 Line 8		
											4. (2.1)		

SUPPLEMENTAL EXHIBITS AND SCHEDULES INTERROGATORIES

The following supplemental reports are required to be filed as part of your statement filing. However, in the event that your company does not transact the type of business for which the special report must be filed, your response of **NO** to the specific interrogatory will be accepted in lieu of filing a "NONE" report and a bar code will be printed below. If the supplement is required of your company but is not being filed for whatever reason enter **SEE EXPLANATION** and provide an explanation following the interrogatory questions.

Response

1.

Will the Trusteed Surplus Statement be filed with the state of domicile and the NAIC with this statement?

.....NO.....
2.

Will Supplement A to Schedule T (Medical Professional Liability Supplement) be filed with this statement?

.....NO.....
3.

Will the Medicare Part D Coverage Supplement be filed with the state of domicile and the NAIC with this statement?

.....NO.....
4.

Will the Director and Officer Insurance Coverage Supplement be filed with the state of domicile and the NAIC with this statement?

.....NO.....

AUGUST FILING

5.


Will the regulator-only (non-public) Communication of Internal Control Related Matters Noted in Audit be filed with the state of domicile and electronically with the NAIC (as a regulator-only non-public document) by August 1? The response for 1st and 3rd quarters should be N/A. A NO response resulting with a bar code is only appropriate in the 2nd quarter.


.....N/A.....


Explanation:


Bar Code:

1.

  
1 7 2 9 9 2 0 2 2 4 9 0 0 0 0 0 3
2.

  
1 7 2 9 9 2 0 2 2 4 5 5 0 0 0 0 3
3.

  
1 7 2 9 9 2 0 2 2 3 6 5 0 0 0 0 3
4.

  
1 7 2 9 9 2 0 2 2 5 0 5 0 0 0 0 3

**OVERFLOW PAGE FOR WRITE-INS**

---

SCHEDULE A – VERIFICATION

Real Estate

	1	2
	Year To Date	Prior Year Ended December 31
1. Book/adjusted carrying value, December 31 of prior year .....	599,250	653,023
2. Cost of acquired:		
2.1 Actual cost at time of acquisition .....	3,122	2,702
2.2 Additional investment made after acquisition .....		0
3. Current year change in encumbrances .....		0
4. Total gain (loss) on disposals .....		0
5. Deduct amounts received on disposals .....		0
6. Total foreign exchange change in book/adjusted carrying value .....		0
7. Deduct current year's other-than-temporary impairment recognized .....		0
8. Deduct current year's depreciation .....	31,965	56,475
9. Book/adjusted carrying value at the end of current period (Lines 1+2+3+4-5+6-7-8) .....	570,407	599,250
10. Deduct total nonadmitted amounts .....	0	0
11. Statement value at end of current period (Line 9 minus Line 10) .....	570,407	599,250

SCHEDULE B – VERIFICATION

Mortgage Loans

	1	2
	Year To Date	Prior Year Ended December 31
1. Book value/recorded investment excluding accrued interest, December 31 of prior year .....	0	0
2. Cost of acquired:		
2.1 Actual cost at time of acquisition .....		0
2.2 Additional investment made after acquisition .....		0
3. Capitalized deferred interest and other .....		0
4. Accrual of discount .....		0
5. Unrealized valuation increase (decrease) .....		0
6. Total gain (loss) on disposals .....		0
7. Deduct amounts received on disposals .....		0
8. Deduct amortization of premium and mortgage interest points and commitment fees .....		0
9. Total foreign exchange change in book value/recorded investment excluding accrued interest .....		0
10. Deduct current year's other-than-temporary impairment recognized .....		0
11. Book value/recorded investment excluding accrued interest at end of current period (Lines 1+2+3+4+5+6-7-8+9-10) .....	0	0
12. Total valuation allowance .....		0
13. Subtotal (Line 11 plus Line 12) .....	0	0
14. Deduct total nonadmitted amounts .....	0	0
15. Statement value at end of current period (Line 13 minus Line 14) .....	0	0

SCHEDULE BA – VERIFICATION

Other Long-Term Invested Assets

	1	2
	Year To Date	Prior Year Ended December 31
1. Book/adjusted carrying value, December 31 of prior year .....	0	0
2. Cost of acquired:		
2.1 Actual cost at time of acquisition .....		0
2.2 Additional investment made after acquisition .....		0
3. Capitalized deferred interest and other .....		0
4. Accrual of discount .....		0
5. Unrealized valuation increase (decrease) .....		0
6. Total gain (loss) on disposals .....		0
7. Deduct amounts received on disposals .....		0
8. Deduct amortization of premium and depreciation .....		0
9. Total foreign exchange change in book/adjusted carrying value .....		0
10. Deduct current year's other-than-temporary impairment recognized .....		0
11. Book/adjusted carrying value at end of current period (Lines 1+2+3+4+5+6-7-8+9-10) .....	0	0
12. Deduct total nonadmitted amounts .....	0	0
13. Statement value at end of current period (Line 11 minus Line 12) .....	0	0

SCHEDULE D – VERIFICATION

Bonds and Stocks

	1	2
	Year To Date	Prior Year Ended December 31
1. Book/adjusted carrying value of bonds and stocks, December 31 of prior year .....	31,052,792	27,580,633
2. Cost of bonds and stocks acquired .....	10,763,634	17,121,571
3. Accrual of discount .....	8,706	10,752
4. Unrealized valuation increase (decrease) .....	(3,423,224)	(32,023)
5. Total gain (loss) on disposals .....	406,837	1,562,396
6. Deduct consideration for bonds and stocks disposed of .....	8,546,786	15,075,287
7. Deduct amortization of premium .....	73,008	115,250
8. Total foreign exchange change in book/adjusted carrying value .....		0
9. Deduct current year's other-than-temporary impairment recognized .....		0
10. Total investment income recognized as a result of prepayment penalties and/or acceleration fees .....		0
11. Book/adjusted carrying value at end of current period (Lines 1+2+3+4+5-6-7+8-9+10) .....	30,188,951	31,052,792
12. Deduct total nonadmitted amounts .....	100	100
13. Statement value at end of current period (Line 11 minus Line 12) .....	30,188,851	31,052,692

STATEMENT AS OF SEPTEMBER 30, 2022 OF THE MENNONITE MUTUAL INSURANCE COMPANY

SCHEDULE D - PART 1B

Showing the Acquisitions, Dispositions and Non-Trading Activity  
During the Current Quarter for all Bonds and Preferred Stock by NAIC Designation

NAIC Designation	1 Book/Adjusted Carrying Value Beginning of Current Quarter	2 Acquisitions During Current Quarter	3 Dispositions During Current Quarter	4 Non-Trading Activity During Current Quarter	5 Book/Adjusted Carrying Value End of First Quarter	6 Book/Adjusted Carrying Value End of Second Quarter	7 Book/Adjusted Carrying Value End of Third Quarter	8 Book/Adjusted Carrying Value December 31 Prior Year
<b>BONDS</b>								
1. NAIC 1 (a).....	16,850,790	4,262,047	4,409,187	74,519	15,581,111	16,850,790	16,778,169	15,922,225
2. NAIC 2 (a).....	3,249,277	235,100	174,269	(91,583)	4,035,989	3,249,277	3,218,525	4,054,428
3. NAIC 3 (a).....	0				0	0	0	250,000
4. NAIC 4 (a).....	0				0	0	0	0
5. NAIC 5 (a).....	0				0	0	0	0
6. NAIC 6 (a).....	0				0	0	0	0
7. Total Bonds	20,100,067	4,497,147	4,583,456	(17,064)	19,617,100	20,100,067	19,996,694	20,226,653
<b>PREFERRED STOCK</b>								
8. NAIC 1 .....	0				0	0	0	0
9. NAIC 2 .....	0				0	0	0	0
10. NAIC 3 .....	0				0	0	0	0
11. NAIC 4 .....	0				0	0	0	0
12. NAIC 5 .....	0				0	0	0	0
13. NAIC 6 .....	0				0	0	0	0
14. Total Preferred Stock.....	0	0	0	0	0	0	0	0
15. Total Bonds & Preferred Stock	20,100,067	4,497,147	4,583,456	(17,064)	19,617,100	20,100,067	19,996,694	20,226,653

(a) Book/Adjusted Carrying Value column for the end of the current reporting period includes the following amount of short-term and cash equivalent bonds by NAIC designation: NAIC 1 \$ ..... ; NAIC 2 \$ ..... ;  
NAIC 3 \$ ..... ; NAIC 4 \$ ..... ; NAIC 5 \$ ..... ; NAIC 6 \$ .....



SCHEDULE DA - PART 1  
Short-Term Investments

	1 Book/Adjusted Carrying Value	2 Par Value	3 Actual Cost	4 Interest Collected Year To Date	5 Paid for Accrued Interest Year To Date
7709999999 Totals		XXX			

SCHEDULE DA - VERIFICATION  
Short-Term Investments

	1 Year To Date	2 Prior Year Ended December 31
1. Book/adjusted carrying value, December 31 of prior year.....	1,198,926	360,886
2. Cost of short-term investments acquired .....		1,198,926
3. Accrual of discount .....		0
4. Unrealized valuation increase (decrease).....		0
5. Total gain (loss) on disposals .....	(219)	40
6. Deduct consideration received on disposals .....	1,198,707	360,470
7. Deduct amortization of premium.....		456
8. Total foreign exchange change in book/adjusted carrying value.....		0
9. Deduct current year's other-than-temporary impairment recognized.....		0
10. Book/adjusted carrying value at end of current period (Lines 1+2+3+4+5-6-7+8-9).....	0	1,198,926
11. Deduct total nonadmitted amounts.....		0
12. Statement value at end of current period (Line 10 minus Line 11)	0	1,198,926

Schedule DB - Part A - Verification

NONE

Schedule DB - Part B - Verification

NONE

Schedule DB - Part C - Section 1

NONE

Schedule DB - Part C - Section 2

NONE

Schedule DB - Verification

NONE

SCHEDULE E – PART 2 – VERIFICATION  
(Cash Equivalents)

	1 Year To Date	2 Prior Year Ended December 31
1. Book/adjusted carrying value, December 31 of prior year.....	3,301,106	4,248,812
2. Cost of cash equivalents acquired .....	17,175,423	17,131,467
3. Accrual of discount .....		0
4. Unrealized valuation increase (decrease) .....		0
5. Total gain (loss) on disposals.....	216,181	1,338,715
6. Deduct consideration received on disposals .....	17,403,215	19,417,888
7. Deduct amortization of premium .....		0
8. Total foreign exchange change in book/adjusted carrying value .....		0
9. Deduct current year's other-than-temporary impairment recognized .....		0
10. Book/adjusted carrying value at end of current period (Lines 1+2+3+4+5-6-7+8-9) .....	3,289,495	3,301,106
11. Deduct total nonadmitted amounts .....		0
12. Statement value at end of current period (Line 10 minus Line 11)	3,289,495	3,301,106

Schedule A - Part 2

NONE

Schedule A - Part 3

NONE

Schedule B - Part 2

NONE

Schedule B - Part 3

NONE

Schedule BA - Part 2

NONE

Schedule BA - Part 3

NONE

STATEMENT AS OF SEPTEMBER 30, 2022 OF THE MENNONITE MUTUAL INSURANCE COMPANY

SCHEDULE D - PART 3

Show All Long-Term Bonds and Stock Acquired During the Current Quarter

1	2	3	4	5	6	7	8	9	10
CUSIP Identification	Description	Foreign	Date Acquired	Name of Vendor	Number of Shares of Stock	Actual Cost	Par Value	Paid for Accrued Interest and Dividends	NAIC Designation, NAIC Designation Modifier and SVO Administrative Symbol
Bonds - U.S. Governments									
91282C-EW-7	UNITED STATES TREAS NTS		07/14/2022	M&T Bank	XXX	302,707	300,000	397	1 A
91282C-FA-4	UNITED STATES TREAS NTS		08/11/2022	M&T Bank	XXX	797,570	800,000	734	1 A
91282C-FC-0	UNITED STATES TREAS NTS 2.625%07/3		08/10/2022	M&T Bank	XXX	296,418	300,000	185	1 A
91282C-FB-2	UNITED STATES TREAS NTS 2.75%07/31		08/11/2022	M&T Bank	XXX	298,168	300,000	172	1 A
91282C-FE-6	UNITED STATES TREAS NTS 3.125%08/1		08/11/2022	M&T Bank	XXX	399,531	400,000		1 A
91282C-FJ-5	UNITED STATES TREAS NTS 3.125%08/3		08/30/2022	M&T Bank	XXX	99,426	100,000		1 A
91282C-FG-1	UNITED STATES TREAS NTS 3.25%08/31		09/01/2022	M&T Bank	XXX	309,263	310,000	2	1 A
0109999999 - Bonds - U.S. Governments						2,503,083	2,510,000	1,490	XXX
Bonds - U.S. States, Territories and Possessions									
13063D-S6-6	CALIFORNIA ST VARIOUS PURP GO BDS		09/09/2022	M&T Bank	XXX	225,910	200,000		1 D FE
0509999999 - Bonds - U.S. States, Territories and Possessions						225,910	200,000	0	XXX
Bonds - U.S. Special Revenue and Special Assessment and all Non-Guaranteed Obligations of Agencies and Authorities of Governments and Their Political Subdivisions									
576004-HG-3	MASSACHUSETTS ST SPL OBLIG REV		08/17/2022	M&T Bank	XXX	60,000	60,000		1 B FE
0909999999 - Bonds - U.S. Special Revenue and Special Assessment and all Non-Guaranteed Obligations of Agencies and Authorities of Governments and Their Political Subdivisions						60,000	60,000	0	XXX
Bonds - Industrial and Miscellaneous (Unaffiliated)									
06406R-BJ-5	BANK NEW YORK MELLON CORP		07/19/2022	M&T Bank	XXX	75,000	75,000		1 F FE
06051G-LA-5	BK OF AMERICA CORP		07/19/2022	M&T Bank	XXX	60,000	60,000		1 F FE
14686M-AC-7	CARVANA AUTO REC TR 2022-P3		09/01/2022	M&T Bank	XXX	99,985	100,000		1 A FE
233331-BD-8	DTE ENERGY CO SR GLBL -F NT 24		08/03/2022	M&T Bank	XXX	75,005	75,000	33	2 B FE
548661-EK-9	LOWES COS INC SR GLBL NT4.4%25		09/06/2022	M&T Bank	XXX	24,994	25,000		2 A FE
61747Y-ET-8	MORGAN STANLEY FR 4.679%071726		07/18/2022	M&T Bank	XXX	50,000	50,000		1 G FE
65339K-BL-3	NEXTERA ENERGY CAP HLDGS INC SR GL		08/02/2022	M&T Bank	XXX	45,114	45,000		2 A FE
802918-AC-6	SANTANDER DR AUT REC TR 2022-6		09/12/2022	M&T Bank	XXX	99,997	100,000		1 A FE
875127-BK-7	TAMPA ELEC CO SR GLBL NT 24		07/07/2022	M&T Bank	XXX	34,987	35,000		2 A FE
95000U-3C-5	WELLS FARGO & CO FR 4.54%081526		08/08/2022	M&T Bank	XXX	55,000	55,000		2 A FE
1109999999 - Bonds - Industrial and Miscellaneous (Unaffiliated)						620,082	620,000	33	XXX
2509999997 - Bonds - Subtotals - Bonds - Part 3						3,409,075	3,390,000	1,523	XXX
2509999999 - Bonds - Subtotals - Bonds						3,409,075	3,390,000	1,523	XXX
Common Stocks - Industrial and Miscellaneous (Unaffiliated) Publicly Traded									
61151C-10-1	ACCENTURE PLC IRELAND SHS CLASS A	C	09/27/2022	M&T Bank	39.000	10,043	XXX		XXX
00846U-10-1	AGILENT TECHNOLOGIES INC		09/27/2022	M&T Securities, Inc	221.000	26,730	XXX		XXX
02079K-30-5	ALPHABET INC		09/27/2022	M&T Securities, Inc	480.000	46,756	XXX		XXX
032095-10-1	AMPHENOL CORP NEW		09/27/2022	M&T Securities, Inc	1,020.000	69,505	XXX		XXX
037833-10-0	APPLE INC		09/27/2022	M&T Securities, Inc	777.000	117,301	XXX		XXX
040413-10-6	ARISTA NETWORKS INC		09/27/2022	M&T Bank	95.000	10,540	XXX		XXX
11135F-10-1	BROADCOM INC COM		09/27/2022	M&T Securities, Inc	171.000	78,464	XXX		XXX
12514G-10-8	CDW CORP		09/27/2022	M&T Securities, Inc	144.000	22,627	XXX		XXX
172908-10-5	CINTAS CORP		09/27/2022	M&T Securities, Inc	114.000	43,939	XXX		XXX
253393-10-2	DICKS SPORTING GOODS INC		09/27/2022	M&T Securities, Inc	500.000	54,231	XXX		XXX
29414B-10-4	EPAM SYS INC		09/27/2022	M&T Securities, Inc	101.000	35,905	XXX		XXX
437076-10-2	HOME DEPOT INC		09/27/2022	M&T Securities, Inc	77.000	20,664	XXX		XXX
457780-10-7	INSPERITY INC		09/27/2022	M&T Securities, Inc	225.000	23,318	XXX		XXX
46266C-10-5	IQVIA HLDGS INC COM		09/27/2022	M&T Securities, Inc	120.000	21,979	XXX		XXX
482480-10-0	KLA CORPORATION COM NEW		09/27/2022	M&T Securities, Inc	236.000	71,665	XXX		XXX
50212V-10-0	LPL FINL HLDGS INC		09/27/2022	M&T Securities, Inc	105.000	22,794	XXX		XXX
571903-20-2	MARRIOTT INTL INC NEW CL A		09/27/2022	M&T Bank	75.000	10,427	XXX		XXX
655663-10-2	NORDSON CORP		09/27/2022	M&T Securities, Inc	131.000	27,489	XXX		XXX
911363-10-9	UNITED RENTALS INC		09/27/2022	M&T Securities, Inc	106.000	27,950	XXX		XXX
941848-10-3	WATERS CORP		09/27/2022	M&T Securities, Inc	94.000	25,499	XXX		XXX
969904-10-1	WILLIAMS SONOMA INC		09/27/2022	M&T Securities, Inc	431.000	52,745	XXX		XXX
5019999999 - Common Stocks - Industrial and Miscellaneous (Unaffiliated) Publicly Traded						820,572	XXX	0	XXX
Common Stocks - Mutual Funds - Designations Not Assigned by the SVO									
31420B-30-0	FEDERATED INSTL TR		09/01/2022	M&T Bank	1,457.796	12,443	XXX		
411512-73-4	HARBOR FD		09/30/2022	M&T Bank	114.968	1,104	XXX		
44134R-52-9	HOTCHKIS & WILEY FDS		09/01/2022	M&T Bank	1,253.151	12,619	XXX		
722005-62-6	PIMCO FDS PAC INVT MGMT SER		09/09/2022	M&T Bank	516.886	5,696	XXX		

**STATEMENT AS OF SEPTEMBER 30, 2022 OF THE MENNONITE MUTUAL INSURANCE COMPANY**

## SCHEDULE D - PART 3

**Show All Long-Term Bonds and Stock Acquired During the Current Quarter**

[illegible]

E04.1

STATEMENT AS OF SEPTEMBER 30, 2022 OF THE MENNONITE MUTUAL INSURANCE COMPANY

SCHEDULE D - PART 4

Show All Long-Term Bonds and Stock Sold, Redeemed or Otherwise Disposed of During the Current Quarter

1	2	3 F o r e i g n	4	5	6	7	8	9	10	Change in Book/Adjusted Carrying Value					16	17	18	19	20	21	22 NAIC Designation, NAIC Desig. Modifier and SVO Administrative Symbol
										11	12	13	14	15							
CUSIP Identi- fication	Description		Disposal Date	Name of Purchaser	Number of Shares of Stock	Consideration	Par Value	Actual Cost	Prior Year Book/Adjusted Carrying Value	Unrealized Valuation Increase/ (Decrease)	Current Year's (Amortization)/ Accretion	Current Year's Other Than Temporary Impairment Recognized	Total Change in B./A.C.V. (11+12-13)	Total Foreign Exchange Change in B./A.C.V.	Book/ Adjusted Carrying Value at Disposal Date	Foreign Exchange Gain (Loss) on Disposal	Realized Gain (Loss) on Disposal	Total Gain (Loss) on Disposal	Bond Interest/Stock Dividends Received During Year	Stated Contractual Maturity Date	
Bonds - U.S. Governments																					
36241L-KH-8	GNMA PASS-THRU X PLATINUM 30YR		09/15/2022	PRINCIPAL RECEIPT	XXX	178	178	198	194		(16)		(16)		178			.0	.6	06/15/2040	1 A
38380A-MM-6	GNMA REMIC TRUST 2016-116		09/20/2022	PRINCIPAL RECEIPT	XXX	1,536	1,536	1,428	1,444		92		92		1,536			.0	.18	11/20/2044	1 A
91282C-CK-5	UNITED STATES TREAS NTS		08/11/2022	M&T Bank	XXX	194,653	200,000	196,557	39,940		628		628		197,203		(2,550)	(2,550)	.148	06/30/2023	1 A
91282C-CL-3	UNITED STATES TREAS NTS		07/19/2022	M&T Bank	XXX	56,723	60,000	57,352			184		184		57,535		(812)	(812)	.116	07/15/2024	1 A
91282C-DA-6	UNITED STATES TREAS NTS		08/11/2022	M&T Bank	XXX	33,879	35,000	34,884	34,896		36		36		34,932		(1,053)	(1,053)	.76	09/30/2023	1 A
91282C-DV-0	UNITED STATES TREAS NTS		08/11/2022	M&T Bank	XXX	53,193	55,000	53,666			166		166		53,832		(638)	(638)	.255	01/31/2024	1 A
91282C-EA-5	UNITED STATES TREAS NTS		08/11/2022	M&T Bank	XXX	97,535	100,000	98,473			180		180		98,653		(1,118)	(1,118)	.668	02/29/2024	1 A
91282C-ER-8	UNITED STATES TREAS NTS		08/08/2022	M&T Bank	XXX	138,324	140,000	140,038			(3)		(3)		140,035		(1,711)	(1,711)	.521	05/31/2024	1 A
91282C-FE-6	2.5%05/31/ UNITED STATES TREAS NTS 3.125%08/1		09/01/2022	M&T Bank	XXX	98,957	100,000	99,883			2		2		99,885		(928)	(928)	.144	08/15/2025	1 A
0109999999 - Bonds - U.S. Governments						674,980	691,714	682,477	76,475	0	1,269	0	1,269	0	683,790	0	(8,810)	(8,810)	1,952	XXX	XXX
Bonds - U.S. Political Subdivisions of States, Territories and Possessions																					
338405-C0-4	FLAGLER CNTY FLA		08/10/2022	M&T Bank	XXX	105,695	100,000	119,350	105,767		(1,368)		(1,368)		104,399		1,296	1,296	5,569	07/01/2024	1 C FE
444197-LC-9	HUDSON WIS SCH DIST		08/10/2022	M&T Bank	XXX	106,488	100,000	116,710	108,523		(954)		(954)		107,569		(1,081)	(1,081)	3,789	03/01/2027	1 B FE
447025-UD-7	HUNTSVILLE ALA GO WTS 2015A		08/10/2022	M&T Bank	XXX	80,745	75,000	85,108	81,706		(1,187)		(1,187)		80,519		226	226	2,927	05/01/2029	1 A FE
478710-WT-9	JOHNSON CNTY KANS UNI SCH DIST		08/10/2022	M&T Bank	XXX	105,898	100,000	118,137	107,630		(1,202)		(1,202)		106,429		(531)	(531)	3,456	10/01/2025	1 D FE
54930L-RH-0	LUCAS CNTY OHIO FOR PREVIOUS		08/10/2022	M&T Bank	XXX	132,753	125,000	141,953	133,083		(1,267)		(1,267)		131,816		936	936	4,319	10/01/2026	1 C FE
935494-DZ-4	WARREN OHIO LOC SCH DIST		08/11/2022	M&T Bank	XXX	106,358	100,000	113,086	106,475		(973)		(973)		105,502		856	856	2,822	12/01/2027	1 C FE
978862-V9-8	WASHI		08/11/2022	M&T Bank	XXX	108,608	100,000	114,641	108,637		(906)		(906)		107,731		877	877	4,489	07/01/2028	1 B FE
0709999999 - Bonds - U.S. Political Subdivisions of States, Territories and Possessions						746,545	700,000	808,984	751,821	0	(7,856)	0	(7,856)	0	743,966	0	2,579	2,579	27,372	XXX	XXX
Bonds - U.S. Special Revenue and Special Assessment and all Non-Guaranteed Obligations of Agencies and Authorities of Governments and Their Political Subdivisions																					
077571-EM-5	BELÉN N MEX GROSS RCPTS TAX RE		08/11/2022	M&T Bank	XXX	106,764	100,000	114,161	106,898		(912)		(912)		105,986		.778	.778	2,822	06/01/2027	1 D FE
116083-RK-4	BROWNSBURG IND 1999 SCH BLDG C		08/11/2022	M&T Bank	XXX	53,454	50,000	61,112	54,129		(794)		(794)		53,336		.118	.118	2,569	02/05/2025	1 B FE
200588-NS-6	COMMERCE CITY COLO SALES & USE		08/10/2022	M&T Bank	XXX	108,830	100,000	127,706	111,608		(1,923)		(1,923)		109,685		(855)	(855)	5,153	08/01/2025	1 E FE
271012-GU-4	EAST BAY CALIF MUN UTIL DIST WASTE		09/12/2022	M&T Bank	XXX	164,884	140,000	165,224			(695)		(695)		164,529		355	355	1,711	06/01/2031	1 B FE
27686T-AL-4	EASTERN PULASKI IND MULTI-SCH		07/15/2022	MATURITY	XXX	50,000	50,000	58,343	50,700		(700)		(700)		50,000			.0	2,500	07/15/2022	1 B FE
283822-PH-1	EL PASO TEX WTR & SWR REV		08/10/2022	M&T Bank	XXX	82,665	75,000	92,383	83,946		(1,261)		(1,261)		82,685		(20)	(20)	3,552	03/01/2026	1 B FE
31335A-YT-9	FHLMC PC GOLD COMB 30		09/15/2022	PRINCIPAL RECEIPT	XXX	3,400	3,400	3,310	3,314		86		86		3,400			.0	.67	10/01/2046	1 A
3132XT-BH-0	FHLMC PC GOLD PC 30YR		09/15/2022	PRINCIPAL RECEIPT	XXX	3,571	3,571	3,574	3,574		(2)		(2)		3,571			.0	.83	09/01/2047	1 A
3137A5-MM-3	FHLMC REMIC SERIES 3795		09/15/2022	PRINCIPAL RECEIPT	XXX	1,198	1,198	1,239	1,204		(6)		(6)		1,198			.0	.22	10/15/2039	1 A
3137B2-P9-5	FHLMC REMIC SERIES 4212		09/15/2022	PRINCIPAL RECEIPT	XXX	2,635	2,635	2,532	2,562		72		72		2,635			.0	.26	06/15/2028	1 A
3137FK-2C-9	FHLMC REMIC SERIES 4845		09/15/2022	PRINCIPAL RECEIPT	XXX	3,075	3,075	3,126	3,118		(44)		(44)		3,075			.0	.72	12/15/2048	1 A
3137FA-RE-0	FHLMC REMIC SERIES K-727		09/25/2022	PRINCIPAL RECEIPT	XXX	9,560	9,560	10,332	10,039		(479)		(479)		9,560			.0	.170	07/25/2024	1 A
3132A8-VK-2	FHLMC SUPER 15Y FIXED 3.500 203207		09/25/2022	PRINCIPAL RECEIPT	XXX	9,630	9,630	10,412	10,364		(734)		(734)		9,630			.0	.228	07/01/2032	1 A
31416V-QQ-0	FNMA MBS FHA/VA 6.000 20370201		09/25/2022	PRINCIPAL RECEIPT	XXX	708	708	790	786		(78)		(78)		708			.0	.28	02/01/2037	1 A
3138AF-EK-2	FNMA PASS-THRU LNG 30 YEAR		09/25/2022	PRINCIPAL RECEIPT	XXX	163	163	171	170		(7)		(7)		163			.0	.6	05/01/2041	1 A
3138WF-Y5-9	FNMA PASS-THRU LNG 30 YEAR		09/25/2022	PRINCIPAL RECEIPT	XXX	313	313	323	323		(10)		(10)		313			.0	.7	11/01/2045	1 A
3138WH-WW-8	FNMA PASS-THRU LNG 30 YEAR		09/25/2022	PRINCIPAL RECEIPT	XXX	4,786	4,786	4,759	4,760		26		26		4,786			.0	.94	09/01/2046	1 A
3140E2-HF-1	FNMA PASS-THRU LNG 30 YEAR		09/25/2022	PRINCIPAL RECEIPT	XXX	1,020	1,020	1,050	1,049		(29)		(29)		1,020			.0	.25	10/01/2045	1 A
3140J9-2D-2	FNMA PASS-THRU LNG 30 YEAR		09/25/2022	PRINCIPAL RECEIPT	XXX	165	165	170	170		(6)		(6)		165			.0	.4	07/01/2047	1 A
31410K-AA-2	FNMA PASS-THRU LNG 30 YEAR		09/25/2022	PRINCIPAL RECEIPT	XXX	423	423	464	453		(31)		(31)		423			.0	.16	11/01/2035	1 A
31418B-KN-5	FNMA PASS-THRU LNG 30 YEAR		09/25/2022	PRINCIPAL RECEIPT	XXX	128	128	139	138		(10)		(10)		128			.0	.4	11/01/2044	1 A
3140F8-H7-5	FNMA PASS-THRU LNG 30 YEAR		09/25/2022	PRINCIPAL RECEIPT	XXX	422	422	411	411		10		10		422			.0	.8	08/01/2046	1 A
31417G-M8-6	4.000 2		09/25/2022	PRINCIPAL RECEIPT	XXX	2,465	2,465	2,531	2,528		(63)		(63)		2,465			.0	.66	05/01/2043	1 A

STATEMENT AS OF SEPTEMBER 30, 2022 OF THE MENNONITE MUTUAL INSURANCE COMPANY

SCHEDULE D - PART 4

Show All Long-Term Bonds and Stock Sold, Redeemed or Otherwise Disposed of During the Current Quarter

1	2	3 F o r e i g n	4	5	6	7	8	9	10	Change in Book/Adjusted Carrying Value					16	17	18	19	20	21	22 NAIC Designation, NAIC Desig. Modifier and SVO Administrative Symbol
										11	12	13	14	15							
CUSIP Identi- fication	Description		Disposal Date	Name of Purchaser	Number of Shares of Stock	Consideration	Par Value	Actual Cost	Prior Year Book/Adjusted Carrying Value	Unrealized Valuation Increase/ (Decrease)	Current Year's (Amortization)/ Accretion	Current Year's Other Than Temporary Impairment Recognized	Total Change in B./A.C.V. (11+12-13)	Total Foreign Exchange Change in B./A.C.V.	Book/ Adjusted Carrying Value at Disposal Date	Foreign Exchange Gain (Loss) on Disposal	Realized Gain (Loss) on Disposal	Total Gain (Loss) on Disposal	Bond Interest/Stock Dividends Received During Year	Stated Contractual Maturity Date	
31397N-HE-8.	FNMA REMIC TRUST 2009-10...		09/25/2022.	PRINCIPAL RECEIPT.....	XXX.....	58.....	58.....	60.....	59.....		(1).....		(1).....		58.....			0.....	2.....	03/25/2039.....	1.A.....
3136AN-J8-1.	FNMA REMIC TRUST 2015-36.....		09/25/2022.	PRINCIPAL RECEIPT.....	XXX.....	2,403.....	2,403.....	2,364.....	2,371.....		33.....				2,403.....			0.....	40.....	06/25/2030.....	1.A.....
3136AW-J2-4.	FNMA REMIC TRUST 2017-46.....		09/25/2022.	PRINCIPAL RECEIPT.....	XXX.....	2,429.....	2,429.....	2,523.....	2,481.....		(51).....		(51).....		2,429.....			0.....	57.....	09/25/2028.....	1.A.....
3136B3-F6-2.	FNMA REMIC TRUST 2019-01.....		09/25/2022.	PRINCIPAL RECEIPT.....	XXX.....	996.....	996.....	991.....	992.....		4.....		4.....		996.....			0.....	21.....	02/25/2049.....	1.A.....
397337-CL-8.	GREENWOOD S C MET DIST SWR SYS.....		08/10/2022.	M&T Bank.....	XXX.....	54,537.....	50,000.....	63,221.....	55,528.....		(870).....		(870).....		54,658.....		(122).....	(122).....	2,160.....	10/01/2025.....	1.D FE.....
64711N-O7-3.	NEW MEXICO FIN AUTH REV.....		08/10/2022.	M&T Bank.....	XXX.....	105,657.....	100,000.....	118,207.....	106,455.....		(1,565).....		(1,565).....		104,890.....		767.....	767.....	3,292.....	06/15/2024.....	1.B FE.....
83854R-CL-5.	SOUTH JORDAN UTAH SALES TAX RE.....		08/10/2022.	M&T Bank.....	XXX.....	106,274.....	100,000.....	118,947.....	107,025.....		(1,594).....		(1,594).....		105,430.....		844.....	844.....	4,958.....	08/15/2024.....	1.A FE.....
952108-EM-6.	WEST CLARK 2000 SCH BLDG CORP.....		08/11/2022.	M&T Bank.....	XXX.....	79,976.....	75,000.....	87,165.....	81,111.....		(704).....		(704).....		80,406.....		(430).....	(430).....	3,250.....	01/15/2027.....	1.B FE.....
0909999999 - Bonds - U.S. Special Revenue and Special Assessment and all Non- Guaranteed Obligations of Agencies and Authorities of Governments and Their Political Subdivisions						962,587	889,547	1,057,740	808,266	0	(12,336)	0	(12,336)	0	961,154	0	1,433	1,433	33,014	XXX	XXX
Bonds - Industrial and Miscellaneous (Unaffiliated)																					
02665W-DY-4.	AMERICAN HONDA FIN CORP MTN.....		09/06/2022.	M&T Bank.....	XXX.....	70,675.....	75,000.....	74,951.....	74,956.....		11.....		11.....		74,967.....		(4,293).....	(4,293).....	561.....	08/09/2024.....	1.G FE.....
03063F-AC-8.	AMERICREDIT AUTO REC TR 2021-1.....		09/18/2022.	PRINCIPAL RECEIPT.....	XXX.....	19,584.....	19,584.....	19,584.....	19,584.....				0.....		19,584.....			0.....	50.....	08/18/2025.....	1.A FE.....
031162-CY-0.	AMGEN INC.....		08/02/2022.	M&T Bank.....	XXX.....	96,147.....	100,000.....	102,986.....	101,973.....		(373).....		(373).....		101,601.....		(5,454).....	(5,454).....	1,810.....	02/21/2025.....	2.A FE.....
06051G-LA-5.	BK OF AMERICA CORP.....		09/26/2022.	M&T Bank.....	XXX.....	58,539.....	60,000.....	60,000.....					0.....		60,000.....		(1,461).....	(1,461).....	531.....	07/22/2026.....	1.F FE.....
09661R-AE-1.	BMW VEH OWNER TR 2020-A 20270426 0.....		08/25/2022.	M&T Bank.....	XXX.....	47,996.....	50,000.....	49,986.....	49,992.....		3.....		3.....		49,995.....		(1,999).....	(1,999).....	210.....	04/26/2027.....	1.A FE.....
14316H-AD-4.	CARMAX AUTO OWNER TRUST 2020-4.....		08/25/2022.	M&T Bank.....	XXX.....	94,254.....	100,000.....	99,999.....	100,000.....				0.....		100,000.....		(5,746).....	(5,746).....	445.....	06/15/2026.....	1.A FE.....
262108-AD-5.	DRIVE AUTO REC TR 2021-1.....		09/15/2022.	PRINCIPAL RECEIPT.....	XXX.....	52,740.....	52,740.....	52,735.....	52,737.....		3.....		3.....		52,740.....			0.....	229.....	07/15/2025.....	1.C FE.....
29736R-AJ-9.	ESTEE LAUDER COS INC.....		09/06/2022.	M&T Bank.....	XXX.....	29,098.....	30,000.....	29,267.....	29,549.....		54.....		54.....		29,604.....		(506).....	(506).....	927.....	03/15/2027.....	1.E FE.....
30165J-AC-0.	EXETER ATMOBILE REC TR 2021-4.....		09/15/2022.	PRINCIPAL RECEIPT.....	XXX.....	38,510.....	38,510.....	38,510.....	38,510.....		0.....		0.....		38,510.....			0.....	188.....	07/15/2025.....	1.A FE.....
30165X-AD-7.	EXETER AUTO RECV TR 2021-2 FORD CREDIT AUT OWN TR		09/15/2022.	PRINCIPAL RECEIPT.....	XXX.....	35,384.....	35,384.....	35,383.....	35,383.....		1.....		1.....		35,384.....			0.....	149.....	09/15/2025.....	1.C FE.....
34533G-AE-9.	2020-B.....		08/24/2022.	M&T Bank.....	XXX.....	28,916.....	30,000.....	29,999.....	30,000.....				0.....		30,000.....		(1,084).....	(1,084).....	165.....	11/15/2025.....	1.A FE.....
380144-AC-9.	GM FIN AUTO LEAS TR 2021-2.....		09/20/2022.	PRINCIPAL RECEIPT.....	XXX.....	1.....	1.....	1.....	1.....				0.....		1.....			0.....		05/20/2024.....	1.A FE.....
362590-AD-3.	GM FIN CONS ATMB TR 2020-3.....		08/25/2022.	M&T Bank.....	XXX.....	38,080.....	40,000.....	40,000.....	40,000.....				0.....		40,000.....		(1,920).....	(1,920).....	163.....	01/16/2026.....	1.A FE.....
448977-AB-4.	HYUNDAI AUTO REC TR 2022-A.....		08/11/2022.	M&T Bank.....	XXX.....	98,941.....	100,000.....	99,994.....			3.....		3.....		99,997.....		(1,055).....	(1,055).....	820.....	02/18/2025.....	1.A FE.....
458140-BP-4.	INTEL CORP.....		08/03/2022.	M&T Bank.....	XXX.....	28,901.....	29,000.....	28,955.....	28,970.....		5.....		5.....		28,975.....		(75).....	(75).....	849.....	03/25/2025.....	1.E FE.....
58013M-FN-9.	MC DONALDS CORP MED TERM NT BE.....		08/03/2022.	M&T Bank.....	XXX.....	49,664.....	50,000.....	54,676.....	53,211.....		(542).....		(542).....		52,668.....		(3,005).....	(3,005).....	1,806.....	07/01/2025.....	2.A FE.....
58769V-AD-2.	MERC BENZ AUTO REC TR 2020-1 20261.....		08/25/2022.	M&T Bank.....	XXX.....	96,125.....	100,000.....	99,997.....	99,998.....		1.....		1.....		99,999.....		(3,874).....	(3,874).....	543.....	10/15/2026.....	1.A FE.....
58769E-AD-0.	MERCEDES-BENZ AUTO 2020-B 20260615.....		09/01/2022.	M&T Bank.....	XXX.....	98,398.....	100,000.....	99,987.....	99,994.....		4.....		4.....		99,997.....		(1,599).....	(1,599).....	356.....	06/15/2026.....	1.A FE.....
670837-AC-7.	OGE ENERGY CORP.....		08/03/2022.	M&T Bank.....	XXX.....	19,485.....	20,000.....	20,000.....	20,000.....				0.....		20,000.....		(515).....	(515).....	97.....	05/26/2023.....	2.B FE.....
68235P-AL-2.	ONE GAS INC.....		09/26/2022.	CALLED @ 100.0000000.....	XXX.....	19,000.....	19,000.....	18,978.....	18,984.....		5.....		5.....		18,989.....		11.....	11.....	211.....	03/11/2024.....	2.A FE.....
80286X-AC-8.	SANTANDER DRIVE AUTO TR 2021-2.....		09/15/2022.	PRINCIPAL RECEIPT.....	XXX.....	53,465.....	53,465.....	53,460.....	53,462.....		2.....		2.....		53,465.....			0.....	120.....	02/18/2025.....	1.A FE.....
1109999999 - Bonds - Industrial and Miscellaneous (Unaffiliated)						1,073,902	1,102,684	1,109,447	947,304	0	(822)	0	(822)	0	1,106,476	0	(32,574)	(32,574)	10,228	XXX	XXX
2509999997 - Bonds - Subtotals - Bonds - Part 4						3,458,013	3,383,945	3,658,648	2,583,866	0	(19,745)	0	(19,745)	0	3,495,384	0	(37,371)	(37,371)	72,566	XXX	XXX
2509999999 - Bonds - Subtotals - Bonds						3,458,013	3,383,945	3,658,648	2,583,866	0	(19,745)	0	(19,745)	0	3,495,384	0	(37,371)	(37,371)	72,566	XXX	XXX
Common Stocks - Industrial and Miscellaneous (Unaffiliated) - Publicly Traded																					
00846U-10-1.	AGILENT TECHNOLOGIES INC.....		09/26/2022.	M&T Securities, Inc.....	221,000.....	26,968.....	XXX.....	24,918.....	35,283.....	(10,365).....			(10,365).....		24,918.....		2,050.....	2,050.....	144.....	XXX.....	XXX.....
02079K-30-5.	ALPHABET INC.....		09/26/2022.	M&T Securities, Inc.....	480,000.....	47,231.....	XXX.....	42,265.....	69,529.....	(27,264).....			(27,264).....		42,265.....		4,966.....	4,966.....		XXX.....	XXX.....
032095-10-1.	AMPHENOL CORP NEW.....		09/26/2022.	M&T Securities, Inc.....	1,020,000.....	69,829.....	XXX.....	66,313.....	89,209.....	(22,896).....			(22,896).....		66,313.....		3,516.....	3,516.....	816.....	XXX.....	XXX.....
037833-10-0.	APPLE INC.....		09/26/2022.	M&T Securities, Inc.....	777,000.....	117,754.....	XXX.....	96,641.....	137,972.....	(41,331).....			(41,331).....		96,641.....		21,113.....	21,113.....	528.....	XXX.....	XXX.....
11135F-10-1.	BROADCOM INC COM.....		09/26/2022.	M&T Securities, Inc.....	171,000.....	79,496.....	XXX.....	68,331.....	113,785.....	(45,454).....			(45,454).....		68,331.....		11,165.....	11,165.....	2,120.....	XXX.....	XXX.....
12514G-10-8.	CDW CORP.....		09/26/2022.	M&T Securities, Inc.....	144,000.....	22,925.....	XXX.....	19,037.....	29,488.....	(10,451).....			(10,451).....		19,037.....		3,887.....	3,887.....	216.....	XXX.....	XXX.....
172908-10-5.	CINTAS CORP.....		09/26/2022.	M&T Securities, Inc.....	114,000.....	44,320.....	XXX.....	41,205.....	50,521.....	(9,316).....			(9,316).....		41,205.....		3,115.....	3,115.....	348.....	XXX.....	XXX.....
19260Q-10-7.	COINBASE GLOBAL INC.....		09/09/2022.	M&T Bank.....	96,000.....	7,509.....	XXX.....	24,798.....	24,228.....	570.....					24,798.....		(17,289).....	(17,289).....		XXX.....	XXX.....
253393-10-2.	DICKS SPORTING GOODS INC.....		09/26/2022.	M&T Securities, Inc.....	500,000.....	51,532.....	XXX.....	26,808.....	57,495.....	(30,688).....			(30,688).....		26,808.....		24,725.....	24,725.....	731.....	XXX.....	XXX.....
29414B-10-4.	EPAM SYS INC.....		09/26/2022.	M&T Securities, Inc.....	101,000.....	36,000.....	XXX.....	32,952.....	67,513.....	(34,562).....			(34,562).....		32,952.....		3,048.....	3,048.....		XXX.....	XXX.....
437076-10-2.	HOME DEPOT INC.....		09/26/2022.	M&T Securities, Inc.....	77,000.....	20,838.....	XXX.....	20,343.....	31,956.....	(11,612).....			(11,612).....		20,343.....		495.....	495.....	462.....	XXX.....	XXX.....
45778Q-10-7.	INSPIRITY INC.....		09/26/2022.	M&T Securities, Inc.....	225,000.....	23,114.....	XXX.....	19,502.....	26,575.....	(7,073).....			(7,073).....		19,502.....		3,613.....	3,613.....	335.....	XXX.....	XXX.....
46266C-10-5.	IQVIA HLDGS INC COM.....		09/26/2022.	M&T Securities, Inc.....	120,000.....	22,527.....	XXX.....	20,306.....	33,857.....	(13,551).....			(13,551).....		20,306.....		2,221.....	2,221.....		XXX.....	XXX.....



## E05.2

**Show All Long-Term Bonds and Stock Sold, Redeemed or Otherwise Disposed of During the Current Quarter**

[illegible]

Schedule DB - Part A - Section 1

NONE

Schedule DB - Part B - Section 1

NONE

Schedule DB - Part D - Section 1

NONE

Schedule DB - Part D - Section 2

NONE

Schedule DB - Part E

NONE

Schedule DL - Part 1

NONE

Schedule DL - Part 2

NONE



**STATEMENT AS OF SEPTEMBER 30, 2022 OF THE MENNONITE MUTUAL INSURANCE COMPANY**

## SCHEDULE E - PART 2 - CASH EQUIVALENTS

[illegible]