



HEALTH QUARTERLY STATEMENT
AS OF SEPTEMBER 30, 2022
OF THE CONDITION AND AFFAIRS OF THE
UnitedHealthcare Community Plan of Ohio, Inc.

NAIC Group Code 0707 0707 NAIC Company Code 12323 Employer's ID Number 56-2451429
(Current) (Prior)

Organized under the Laws of Ohio, State of Domicile or Port of Entry OH

Country of Domicile United States of America

Licensed as business type: Other

Is HMO Federally Qualified? Yes [☐] No [☐]

Incorporated/Organized 03/29/2004 Commenced Business 10/01/2005

Statutory Home Office 5900 Parkwood Place, Dublin, OH, US 43016
(Street and Number) (City or Town, State, Country and Zip Code)

Main Administrative Office 9800 Health Care Lane MN006-W500
(Street and Number)
Minnetonka, MN, US 55343, 952-931-4014
(City or Town, State, Country and Zip Code) (Area Code) (Telephone Number)

Mail Address 9800 Health Care Lane MN006-W500, Minnetonka, MN, US 55343
(Street and Number or P.O. Box) (City or Town, State, Country and Zip Code)

Primary Location of Books and Records 9800 Health Care Lane MN006-W500
(Street and Number)
Minnetonka, MN, US 55343, 952-931-4014
(City or Town, State, Country and Zip Code) (Area Code) (Telephone Number)

Internet Website Address www.uhccommunityplan.com

Statutory Statement Contact Collin James Lindquist, 952-931-4179
(Name) (Area Code) (Telephone Number)
collin_lindquist@uhc.com, 952-931-4651
(E-mail Address) (FAX Number)

OFFICERS

Secretary Nicholas Robert Shjerve # Chief Financial Officer Alba McGinnis
Treasurer Peter Marshall Gill Vice President Nyle Brent Cottingham

OTHER

Heather Anastasia Lang, Assistant Secretary

DIRECTORS OR TRUSTEES

Brendan Paul Hostetler Jean Kalbacher

State of _____ State of _____ State of _____
County of _____ County of _____ County of _____

The officers of this reporting entity being duly sworn, each depose and say that they are the described officers of said reporting entity, and that on the reporting period stated above, all of the herein described assets were the absolute property of the said reporting entity, free and clear from any liens or claims thereon, except as herein stated, and that this statement, together with related exhibits, schedules and explanations therein contained, annexed or referred to, is a full and true statement of all the assets and liabilities and of the condition and affairs of the said reporting entity as of the reporting period stated above, and of its income and deductions there from for the period ended, and have been completed in accordance with the NAIC Annual Statement Instructions and Accounting Practices and Procedures manual except to the extent that: (1) state law may differ; or, (2) that state rules or regulations require differences in reporting not related to accounting practices and procedures, according to the best of their information, knowledge and belief, respectively. Furthermore, the scope of this attestation by the described officers also includes the related corresponding electronic filing with the NAIC, when required, that is an exact copy (except for formatting differences due to electronic filing) of the enclosed statement. The electronic filing may be requested by various regulators in lieu of or in addition to the enclosed statement.

<u>Peter Marshall Gill</u> Treasurer	<u>Nicholas Robert Shjerve</u> Secretary	<u>Alba McGinnis</u> Chief Financial Officer
Subscribed and sworn to before me this _____ day of _____	Subscribed and sworn to before me this _____ day of _____	Subscribed and sworn to before me this _____ day of _____

a. Is this an original filing?..... Yes [☒] No [☐]
b. If no,
1. State the amendment number.....
2. Date filed.....
3. Number of pages attached.....

ASSETS

	Current Statement Date			4 December 31 Prior Year Net Admitted Assets
	1 Assets	2 Nonadmitted Assets	3 Net Admitted Assets (Cols. 1 - 2)	
1. Bonds	598,273,746	0	598,273,746	499,456,919
2. Stocks:				
2.1 Preferred stocks	0	0	0	0
2.2 Common stocks	0	0	0	0
3. Mortgage loans on real estate:				
3.1 First liens	0	0	0	0
3.2 Other than first liens.....	0	0	0	0
4. Real estate:				
4.1 Properties occupied by the company (less \$0 encumbrances)	0	0	0	0
4.2 Properties held for the production of income (less \$0 encumbrances)	0	0	0	0
4.3 Properties held for sale (less \$0 encumbrances)	0	0	0	0
5. Cash (\$100,810), cash equivalents (\$158,381,825) and short-term investments (\$20,773,182)	179,255,817	0	179,255,817	194,644,317
6. Contract loans (including \$0 premium notes)	0	0	0	0
7. Derivatives	0	0	0	0
8. Other invested assets	0	0	0	0
9. Receivables for securities	6,590,344	0	6,590,344	0
10. Securities lending reinvested collateral assets	0	0	0	0
11. Aggregate write-ins for invested assets	0	0	0	0
12. Subtotals, cash and invested assets (Lines 1 to 11)	784,119,907	0	784,119,907	694,101,236
13. Title plants less \$0 charged off (for Title insurers only)	0	0	0	0
14. Investment income due and accrued	4,561,795	0	4,561,795	3,320,597
15. Premiums and considerations:				
15.1 Uncollected premiums and agents' balances in the course of collection	15,994,340	0	15,994,340	14,656,448
15.2 Deferred premiums, agents' balances and installments booked but deferred and not yet due (including \$0 earned but unbilled premiums)	0	0	0	0
15.3 Accrued retrospective premiums (\$5,310,838) and contracts subject to redetermination (\$119,242,373)	124,553,211	0	124,553,211	156,402,614
16. Reinsurance:				
16.1 Amounts recoverable from reinsurers	0	0	0	0
16.2 Funds held by or deposited with reinsured companies	0	0	0	0
16.3 Other amounts receivable under reinsurance contracts	0	0	0	0
17. Amounts receivable relating to uninsured plans	7,354,001	9,332	7,344,669	32,722,825
18.1 Current federal and foreign income tax recoverable and interest thereon	0	0	0	0
18.2 Net deferred tax asset	3,354,404	0	3,354,404	0
19. Guaranty funds receivable or on deposit	0	0	0	0
20. Electronic data processing equipment and software	0	0	0	0
21. Furniture and equipment, including health care delivery assets (\$0)	0	0	0	0
22. Net adjustment in assets and liabilities due to foreign exchange rates	0	0	0	0
23. Receivables from parent, subsidiaries and affiliates	51,218,451	0	51,218,451	0
24. Health care (\$8,565,712) and other amounts receivable	21,494,250	12,928,538	8,565,712	16,622,574
25. Aggregate write-ins for other than invested assets	0	0	0	0
26. Total assets excluding Separate Accounts, Segregated Accounts and Protected Cell Accounts (Lines 12 to 25)	1,012,650,359	12,937,870	999,712,489	917,826,294
27. From Separate Accounts, Segregated Accounts and Protected Cell Accounts	0	0	0	0
28. Total (Lines 26 and 27)	1,012,650,359	12,937,870	999,712,489	917,826,294
DETAILS OF WRITE-INS				
1101.				
1102.				
1103.				
1198. Summary of remaining write-ins for Line 11 from overflow page	0	0	0	0
1199. Totals (Lines 1101 through 1103 plus 1198)(Line 11 above)	0	0	0	0
2501.				
2502.				
2503.				
2598. Summary of remaining write-ins for Line 25 from overflow page	0	0	0	0
2599. Totals (Lines 2501 through 2503 plus 2598)(Line 25 above)	0	0	0	0

LIABILITIES, CAPITAL AND SURPLUS

	Current Period			Prior Year
	1 Covered	2 Uncovered	3 Total	4 Total
1. Claims unpaid (less \$18,867,212 reinsurance ceded)	200,030,306	0	200,030,306	218,040,689
2. Accrued medical incentive pool and bonus amounts	1,582,538	0	1,582,538	914,337
3. Unpaid claims adjustment expenses	2,108,683	0	2,108,683	2,090,261
4. Aggregate health policy reserves, including the liability of \$0 for medical loss ratio rebate per the Public Health Service Act	157,898,186	0	157,898,186	184,341,538
5. Aggregate life policy reserves	0	0	0	0
6. Property/casualty unearned premium reserve	0	0	0	0
7. Aggregate health claim reserves	4,522,205	0	4,522,205	5,017,060
8. Premiums received in advance	24,197,273	0	24,197,273	0
9. General expenses due or accrued	44,316,256	0	44,316,256	40,634,640
10.1 Current federal and foreign income tax payable and interest thereon (including \$0 on realized gains (losses))	6,771,219	0	6,771,219	16,004,841
10.2 Net deferred tax liability	0	0	0	1,933,267
11. Ceded reinsurance premiums payable	280,532	0	280,532	277,717
12. Amounts withheld or retained for the account of others.....	0	0	0	0
13. Remittances and items not allocated	333,915	0	333,915	322,230
14. Borrowed money (including \$0 current) and interest thereon \$0 (including \$0 current)	0	0	0	0
15. Amounts due to parent, subsidiaries and affiliates	0	0	0	19,716,155
16. Derivatives	0	0	0	0
17. Payable for securities	12,255,397	0	12,255,397	449,006
18. Payable for securities lending	0	0	0	0
19. Funds held under reinsurance treaties (with \$0 authorized reinsurers, \$0 unauthorized reinsurers and \$0 certified reinsurers).....	0	0	0	0
20. Reinsurance in unauthorized and certified (\$0) companies	0	0	0	0
21. Net adjustments in assets and liabilities due to foreign exchange rates	0	0	0	0
22. Liability for amounts held under uninsured plans	28,957,071	0	28,957,071	6,026,092
23. Aggregate write-ins for other liabilities (including \$4,328 current)	4,328	0	4,328	4,328
24. Total liabilities (Lines 1 to 23)	483,257,909	0	483,257,909	495,772,161
25. Aggregate write-ins for special surplus funds	XXX	XXX	0	0
26. Common capital stock	XXX	XXX	1,000	1,000
27. Preferred capital stock	XXX	XXX	0	0
28. Gross paid in and contributed surplus	XXX	XXX	21,227,057	21,227,057
29. Surplus notes	XXX	XXX	0	0
30. Aggregate write-ins for other than special surplus funds	XXX	XXX	0	0
31. Unassigned funds (surplus)	XXX	XXX	495,226,523	400,826,076
32. Less treasury stock, at cost:				
32.10 shares common (value included in Line 26 \$0)	XXX	XXX	0	0
32.20 shares preferred (value included in Line 27 \$0)	XXX	XXX	0	0
33. Total capital and surplus (Lines 25 to 31 minus Line 32)	XXX	XXX	516,454,580	422,054,133
34. Total liabilities, capital and surplus (Lines 24 and 33)	XXX	XXX	999,712,489	917,826,294
DETAILS OF WRITE-INS				
2301. Unclaimed Property	4,328	0	4,328	4,328
2302.				
2303.				
2398. Summary of remaining write-ins for Line 23 from overflow page	0	0	0	0
2399. Totals (Lines 2301 through 2303 plus 2398)(Line 23 above)	4,328	0	4,328	4,328
2501.	XXX	XXX		
2502.	XXX	XXX		
2503.	XXX	XXX		
2598. Summary of remaining write-ins for Line 25 from overflow page	XXX	XXX	0	0
2599. Totals (Lines 2501 through 2503 plus 2598)(Line 25 above)	XXX	XXX	0	0
3001.	XXX	XXX		
3002.	XXX	XXX		
3003.	XXX	XXX		
3098. Summary of remaining write-ins for Line 30 from overflow page	XXX	XXX	0	0
3099. Totals (Lines 3001 through 3003 plus 3098)(Line 30 above)	XXX	XXX	0	0

STATEMENT OF REVENUE AND EXPENSES

	Current Year To Date		Prior Year To Date	Prior Year Ended December 31
	1 Uncovered	2 Total	3 Total	4 Total
1. Member Months	XXX	3,525,143	3,351,307	4,512,265
2. Net premium income (including \$0 non-health premium income).....	XXX	2,428,001,063	2,411,797,228	3,264,577,402
3. Change in unearned premium reserves and reserve for rate credits.....	XXX	31,025,774	(50,168,630)	(33,285,369)
4. Fee-for-service (net of \$0 medical expenses).....	XXX	0	0	0
5. Risk revenue	XXX	0	0	0
6. Aggregate write-ins for other health care related revenues	XXX	0	0	0
7. Aggregate write-ins for other non-health revenues	XXX	0	0	0
8. Total revenues (Lines 2 to 7)	XXX	2,459,026,837	2,361,628,598	3,231,292,033
Hospital and Medical:				
9. Hospital/medical benefits	0	1,569,987,975	1,611,031,368	2,172,952,368
10. Other professional services	0	29,325,112	30,430,575	40,474,513
11. Outside referrals	0	0	0	0
12. Emergency room and out-of-area	0	0	0	0
13. Prescription drugs	0	455,594,649	404,035,085	542,552,786
14. Aggregate write-ins for other hospital and medical	0	0	0	0
15. Incentive pool, withhold adjustments and bonus amounts	0	1,768,796	(665,185)	(243,190)
16. Subtotal (Lines 9 to 15)	0	2,056,676,532	2,044,831,843	2,755,736,476
Less:				
17. Net reinsurance recoveries	0	24,137,559	22,199,073	29,599,053
18. Total hospital and medical (Lines 16 minus 17)	0	2,032,538,973	2,022,632,770	2,726,137,423
19. Non-health claims (net)	0	0	0	0
20. Claims adjustment expenses, including \$66,210,731 cost containment expenses	0	91,579,235	89,199,578	113,805,702
21. General administrative expenses	0	199,470,175	178,464,975	247,881,993
22. Increase in reserves for life and accident and health contracts (including \$0 increase in reserves for life only)	0	0	6,384,000	(12,165,000)
23. Total underwriting deductions (Lines 18 through 22).....	0	2,323,588,383	2,296,681,323	3,075,660,118
24. Net underwriting gain or (loss) (Lines 8 minus 23)	XXX	135,438,454	64,947,275	155,631,915
25. Net investment income earned	0	10,192,711	6,996,734	9,470,942
26. Net realized capital gains (losses) less capital gains tax of \$(386,884)	0	(1,455,422)	46,457	970,401
27. Net investment gains (losses) (Lines 25 plus 26)	0	8,737,289	7,043,191	10,441,343
28. Net gain or (loss) from agents' or premium balances charged off [(amount recovered \$0) (amount charged off \$0)].....	0	0	0	0
29. Aggregate write-ins for other income or expenses	0	0	18,486	18,486
30. Net income or (loss) after capital gains tax and before all other federal income taxes (Lines 24 plus 27 plus 28 plus 29)	XXX	144,175,743	72,008,952	166,091,744
31. Federal and foreign income taxes incurred	XXX	30,463,478	16,381,072	27,394,972
32. Net income (loss) (Lines 30 minus 31)	XXX	113,712,265	55,627,880	138,696,772
DETAILS OF WRITE-INS				
0601.	XXX			
0602.	XXX			
0603.	XXX			
0698. Summary of remaining write-ins for Line 6 from overflow page	XXX	0	0	0
0699. Totals (Lines 0601 through 0603 plus 0698)(Line 6 above)	XXX	0	0	0
0701.	XXX			
0702.	XXX			
0703.	XXX			
0798. Summary of remaining write-ins for Line 7 from overflow page	XXX	0	0	0
0799. Totals (Lines 0701 through 0703 plus 0798)(Line 7 above)	XXX	0	0	0
1401.				
1402.				
1403.				
1498. Summary of remaining write-ins for Line 14 from overflow page	0	0	0	0
1499. Totals (Lines 1401 through 1403 plus 1498)(Line 14 above)	0	0	0	0
2901. Other Income	0	0	18,486	18,486
2902.				
2903.				
2998. Summary of remaining write-ins for Line 29 from overflow page	0	0	0	0
2999. Totals (Lines 2901 through 2903 plus 2998)(Line 29 above)	0	0	18,486	18,486

STATEMENT OF REVENUE AND EXPENSES (Continued)

	1 Current Year to Date	2 Prior Year to Date	3 Prior Year Ended December 31
CAPITAL AND SURPLUS ACCOUNT			
33. Capital and surplus prior reporting year.....	422,054,133	386,026,755	386,026,755
34. Net income or (loss) from Line 32	113,712,265	55,627,880	138,696,772
35. Change in valuation basis of aggregate policy and claim reserves	0	0	0
36. Change in net unrealized capital gains (losses) less capital gains tax of \$0	0	0	0
37. Change in net unrealized foreign exchange capital gain or (loss)	0	0	0
38. Change in net deferred income tax	5,287,671	229,742	(8,220,859)
39. Change in nonadmitted assets	(3,050,703)	5,738,953	5,551,465
40. Change in unauthorized and certified reinsurance	0	0	0
41. Change in treasury stock	0	0	0
42. Change in surplus notes	0	0	0
43. Cumulative effect of changes in accounting principles.....	0	0	0
44. Capital Changes:			
44.1 Paid in	0	0	0
44.2 Transferred from surplus (Stock Dividend).....	0	0	0
44.3 Transferred to surplus.....	0	0	0
45. Surplus adjustments:			
45.1 Paid in	0	0	0
45.2 Transferred to capital (Stock Dividend)	0	0	0
45.3 Transferred from capital	0	0	0
46. Dividends to stockholders	(17,000,000)	0	(100,000,000)
47. Aggregate write-ins for gains or (losses) in surplus	(4,548,786)	0	0
48. Net change in capital & surplus (Lines 34 to 47)	94,400,447	61,596,575	36,027,378
49. Capital and surplus end of reporting period (Line 33 plus 48)	516,454,580	447,623,330	422,054,133
DETAILS OF WRITE-INS			
4701. Tax Adjustment for 2021 Annual Amended Filing	(4,548,786)	0	0
4702.			
4703.			
4798. Summary of remaining write-ins for Line 47 from overflow page	0	0	0
4799. Totals (Lines 4701 through 4703 plus 4798)(Line 47 above)	(4,548,786)	0	0

CASH FLOW

	1 Current Year To Date	2 Prior Year To Date	3 Prior Year Ended December 31
Cash from Operations			
1. Premiums collected net of reinsurance	2,487,295,084	2,374,850,719	3,277,560,645
2. Net investment income	12,239,951	9,616,696	13,106,117
3. Miscellaneous income	0	0	0
4. Total (Lines 1 to 3)	2,499,535,035	2,384,467,415	3,290,666,761
5. Benefit and loss related payments	2,045,692,863	2,013,769,434	2,719,715,835
6. Net transfers to Separate Accounts, Segregated Accounts and Protected Cell Accounts	0	0	0
7. Commissions, expenses paid and aggregate write-ins for deductions	239,122,191	272,711,016	381,824,683
8. Dividends paid to policyholders	0	0	0
9. Federal and foreign income taxes paid (recovered) net of \$0 tax on capital gains (losses)	43,859,000	(2,908,500)	(1,840,500)
10. Total (Lines 5 through 9)	2,328,674,054	2,283,571,950	3,099,700,018
11. Net cash from operations (Line 4 minus Line 10)	170,860,981	100,895,465	190,966,744
Cash from Investments			
12. Proceeds from investments sold, matured or repaid:			
12.1 Bonds	99,663,553	57,812,608	102,046,562
12.2 Stocks	0	0	0
12.3 Mortgage loans	0	0	0
12.4 Real estate	0	0	0
12.5 Other invested assets	0	0	0
12.6 Net gains or (losses) on cash, cash equivalents and short-term investments	(101,623)	(75)	(72)
12.7 Miscellaneous proceeds	11,806,391	4,523,591	3,995
12.8 Total investment proceeds (Lines 12.1 to 12.7)	111,368,321	62,336,124	102,050,485
13. Cost of investments acquired (long-term only):			
13.1 Bonds	203,421,141	180,903,680	202,457,675
13.2 Stocks	0	0	0
13.3 Mortgage loans	0	0	0
13.4 Real estate	0	0	0
13.5 Other invested assets	0	0	0
13.6 Miscellaneous applications	6,590,344	0	0
13.7 Total investments acquired (Lines 13.1 to 13.6)	210,011,485	180,903,680	202,457,675
14. Net increase (or decrease) in contract loans and premium notes	0	0	0
15. Net cash from investments (Line 12.8 minus Line 13.7 and Line 14)	(98,643,164)	(118,567,556)	(100,407,190)
Cash from Financing and Miscellaneous Sources			
16. Cash provided (applied):			
16.1 Surplus notes, capital notes	0	0	0
16.2 Capital and paid in surplus, less treasury stock	0	0	0
16.3 Borrowed funds	0	0	0
16.4 Net deposits on deposit-type contracts and other insurance liabilities	0	0	0
16.5 Dividends to stockholders	17,000,000	0	100,000,000
16.6 Other cash provided (applied)	(70,606,318)	8,637,158	738,104
17. Net cash from financing and miscellaneous sources (Line 16.1 through Line 16.4 minus Line 16.5 plus Line 16.6)	(87,606,318)	8,637,158	(99,261,896)
RECONCILIATION OF CASH, CASH EQUIVALENTS AND SHORT-TERM INVESTMENTS			
18. Net change in cash, cash equivalents and short-term investments (Line 11, plus Lines 15 and 17)	(15,388,501)	(9,034,933)	(8,702,342)
19. Cash, cash equivalents and short-term investments:			
19.1 Beginning of year	194,644,317	203,346,660	203,346,660
19.2 End of period (Line 18 plus Line 19.1)	179,255,817	194,311,727	194,644,317

Note: Supplemental disclosures of cash flow information for non-cash transactions:

--	--	--	--

EXHIBIT OF PREMIUMS, ENROLLMENT AND UTILIZATION

	1 Total	Comprehensive (Hospital & Medical)		4 Medicare Supplement	5 Vision Only	6 Dental Only	7 Federal Employees Health Benefit Plan	8 Title XVIII Medicare	9 Title XIX Medicaid	10 Other
		2 Individual	3 Group							
Total Members at end of:										
1. Prior Year	387,472	0	0	0	0	0	0	0	387,472	0
2. First Quarter	393,348	0	0	0	0	0	0	0	393,348	0
3. Second Quarter	391,079	0	0	0	0	0	0	0	391,079	0
4. Third Quarter	389,197	0	0	0	0	0	0	0	389,197	0
5. Current Year	0	0	0	0	0	0	0	0	0	0
6. Current Year Member Months	3,525,143	0	0	0	0	0	0	0	3,525,143	0
Total Member Ambulatory Encounters for Period:										
7. Physician	2,605,220	0	0	0	0	0	0	0	2,605,220	0
8. Non-Physician	2,030,569	0	0	0	0	0	0	0	2,030,569	0
9. Total	4,635,789	0	0	0	0	0	0	0	4,635,789	0
10. Hospital Patient Days Incurred	92,691	0	0	0	0	0	0	0	92,691	0
11. Number of Inpatient Admissions	17,868	0	0	0	0	0	0	0	17,868	0
12. Health Premiums Written (a)	2,456,058,234	0	0	0	0	0	0	0	2,456,058,234	0
13. Life Premiums Direct	0	0	0	0	0	0	0	0	0	0
14. Property/Casualty Premiums Written	0	0	0	0	0	0	0	0	0	0
15. Health Premiums Earned	2,487,084,008	0	0	0	0	0	0	0	2,487,084,008	0
16. Property/Casualty Premiums Earned	0	0	0	0	0	0	0	0	0	0
17. Amount Paid for Provision of Health Care Services.....	2,072,400,765	0	0	0	0	0	0	0	2,072,400,765	0
18. Amount Incurred for Provision of Health Care Services	2,056,676,533	0	0	0	0	0	0	0	2,056,676,533	0

(a) For health premiums written: amount of Medicare Title XVIII exempt from state taxes or fees \$ 227,458,375

CLAIMS UNPAID AND INCENTIVE POOL, WITHHOLD AND BONUS (Reported and Unreported)

UNDERWRITING AND INVESTMENT EXHIBIT

ANALYSIS OF CLAIMS UNPAID - PRIOR YEAR - NET OF REINSURANCE

Line of Business	Claims Paid Year to Date		Liability End of Current Quarter		5 Claims Incurred in Prior Years (Columns 1 + 3)	6 Estimated Claim Reserve and Claim Liability December 31 of Prior Year
	1 On Claims Incurred Prior to January 1 of Current Year	2 On Claims Incurred During the Year	3 On Claims Unpaid Dec. 31 of Prior Year	4 On Claims Incurred During the Year		
1. Comprehensive (hospital and medical)	0	0	0	0	0	0
2. Medicare Supplement	0	0	0	0	0	0
3. Dental Only	0	0	0	0	0	0
4. Vision Only	0	0	0	0	0	0
5. Federal Employees Health Benefits Plan	0	0	0	0	0	0
6. Title XVIII - Medicare	0	0	0	0	0	0
7. Title XIX - Medicaid	173,551,159	1,871,041,110	13,845,892	190,706,618	187,397,051	223,057,749
8. Other health	0	0	0	0	0	0
9. Health subtotal (Lines 1 to 8)	173,551,159	1,871,041,110	13,845,892	190,706,618	187,397,051	223,057,749
10. Healthcare receivables (a)	8,474,564	8,331,967	0	964,004	8,474,564	22,453,681
11. Other non-health	0	0	0	0	0	0
12. Medical incentive pools and bonus amounts	1,075,384	25,211	1,547,985	34,553	2,623,369	914,337
13. Totals (Lines 9-10+11+12)	166,151,979	1,862,734,354	15,393,877	189,777,167	181,545,856	201,518,405

(a) Excludes \$ 3,723,715 loans or advances to providers not yet expensed.

NOTES TO FINANCIAL STATEMENTS

1. SUMMARY OF SIGNIFICANT ACCOUNTING POLICIES AND GOING CONCERN

Organization and Operation

UnitedHealthcare Community Plan of Ohio, Inc. (the “Company”) is a wholly owned subsidiary of Three Rivers Holdings, Inc. (“TRH”) with UnitedHealth Group Incorporated (“UHG”) as its ultimate parent. The Company is licensed as a health insuring corporation (“HIC”) in Ohio by the Ohio Department of Insurance (“ODI”). The Company has a contract with the State of Ohio Department of Medicaid (“ODM”) to provide health care services to Medicaid, Expansion, and Aged, Blind and Disabled (“ABD”), including Partners for Kids (“PFK”) eligible beneficiaries in Ohio. The contract is effective through June 30, 2023 and is subject to annual renewal provisions thereafter.

A. Accounting Practices

The statutory basis financial statements (herein referred to as “financial statements”) of the Company are presented on the basis of accounting practices prescribed or permitted by the ODI.

The ODI recognizes only statutory accounting practices prescribed or permitted by the State of Ohio (the “State”) for determining and reporting the financial condition and results of operations of a HIC, for determining its solvency under Ohio Insurance Law. The State prescribes the use of the National Association of Insurance Commissioners’ (“NAIC”) Accounting Practices and Procedures manual (“NAIC SAP”) in effect for the accounting periods covered in the financial statements.

No significant differences exist between the practices prescribed or permitted by the State and the NAIC SAP which materially affect the statutory basis net income and capital and surplus, as illustrated in the table below:

	SSAP #	F/S Page #	F/S Line #	September 30, 2022	December 31, 2021
Net Income					
(1) Company state basis (Page 4, Line 32, Columns 2 & 4)	XXX	XXX	XXX	\$ 113,712,265	\$ 138,696,772
(2) State prescribed practices that are an increase/(decrease) from NAIC SAP: Not Applicable				-	-
(3) State permitted practices that are an increase/(decrease) from NAIC SAP: Not Applicable				-	-
(4) NAIC SAP (1 - 2 - 3 = 4)	XXX	XXX	XXX	<u>\$ 113,712,265</u>	<u>\$ 138,696,772</u>
Capital and Surplus					
(5) Company state basis (Page 3, Line 33, Columns 3 & 4)	XXX	XXX	XXX	\$ 516,454,580	\$ 422,054,133
(6) State prescribed practices that are an increase/(decrease) from NAIC SAP: Not Applicable				-	-
(7) State permitted practices that are an increase/(decrease) from NAIC SAP: Not Applicable				-	-
(8) NAIC SAP (5 - 6 - 7 = 8)	XXX	XXX	XXX	<u>\$ 516,454,580</u>	<u>\$ 422,054,133</u>

B. Use of Estimates in the Preparation of the Financial Statements

No significant change.

C. Accounting Policy

- (1) No significant change.
- (2) The Company does not have any mandatory convertible securities or Securities Valuation Office of the NAIC identified funds (i.e.: exchange traded funds or bond mutual funds) in its bond portfolio.
- (3–5) No significant change.

- (6) U.S. government and agency securities and corporate debt securities include loan-backed securities (mortgage-backed securities and asset-backed securities), which are valued using the retrospective adjustment methodology. Prepayment assumptions for the determination of the book/adjusted carrying value, commonly referred to as amortized cost, of loan-backed securities are based on a three-month constant prepayment rate history obtained from external data source vendors. The Company's investment policy limits investments in nonagency residential mortgage-backed securities, including home equity and sub-prime mortgages, to 10% of total cash and invested assets. Total combined investments in mortgage-backed securities and asset-backed securities cannot exceed more than 30% of total cash and invested assets.

(7–13) No significant change.

D. Going Concern

The Company has the ability and will continue to operate for a period of time sufficient to carry out its commitments, obligations, and business objectives.

2. ACCOUNTING CHANGES AND CORRECTIONS OF ERRORS

No significant change.

3. BUSINESS COMBINATIONS AND GOODWILL

A–E. No significant change.

4. DISCONTINUED OPERATIONS

A. Discontinued Operation Disposed of or Classified as Held for Sale

(1–4) No significant change.

B. Change in Plan of Sale of Discontinued Operations — Not applicable.

C. Nature of any Significant Continuing Involvement with Discontinued Operations after Disposal — Not applicable.

D. Equity Interest Retained in the Discontinued Operation after Disposal — Not applicable.

5. INVESTMENTS

A. Mortgage Loans, including Mezzanine Real Estate Loans — Not applicable.

B. Debt Restructuring — Not applicable.

C. Reverse Mortgages — Not applicable.

D. Loan-Backed Securities

- (1) U.S. government and agency securities and corporate debt securities include loan-backed securities (mortgage-backed securities and asset-backed securities), which are valued using the retrospective adjustment methodology. Prepayment assumptions for the determination of the book/adjusted carrying value, commonly referred to as amortized cost, of loan-backed securities are based on a three-month constant prepayment rate history obtained from external data source vendors.
- (2) The Company did not recognize any other-than-temporary impairments ("OTTIs") on loan-backed securities as of September 30, 2022.
- (3) The Company did not have any loan-backed securities with OTTIs to report by CUSIP as of September 30, 2022.

- (4) The following table illustrates the fair value, gross unrecognized unrealized losses, and length of time that the loan-backed securities have been in a continuous unrecognized unrealized loss position as of September 30, 2022 and December 31, 2021:

	September 30, 2022
The aggregate amount of unrealized losses:	
1. Less than 12 months	\$ 9,147,076
2. 12 months or longer	8,313,609
The aggregate related fair value of securities with unrealized losses:	
1. Less than 12 months	106,603,411
2. 12 months or longer	43,412,579
	December 31, 2021
The aggregate amount of unrealized losses:	
1. Less than 12 months	\$ 1,421,011
2. 12 months or longer	59,611
The aggregate related fair value of securities with unrealized losses:	
1. Less than 12 months	90,958,975
2. 12 months or longer	3,899,746

- (5) The Company believes that it will continue to collect timely the principal and interest due on its loan-backed securities that have an amortized cost in excess of fair value. The unrealized losses were primarily caused by interest rate changes and not by unfavorable changes in the credit quality associated with these securities that impacted the assessment on collectability of principal and interest. At each reporting period, the Company evaluates available-for-sale debt securities for any credit-related impairment when the fair value of the investment is less than its amortized cost. The Company evaluated the expected cash flows, the underlying credit quality and credit ratings of the issuers, noting no significant credit deterioration since purchase. As of September 30, 2022, the unrealized loss on any security that the Company classified as intent to sell was not material to the Company’s investment portfolio. Any other securities in an unrealized loss position as of September 30, 2022, the Company considers to be temporary.

- E. **Dollar Repurchase Agreements and/or Securities Lending Transactions** — Not applicable.
- F. **Repurchase Agreements Transactions Accounted for as Secured Borrowing** — Not applicable.
- G. **Reverse Repurchase Agreements Transactions Accounted for as Secured Borrowing** — Not applicable.
- H. **Repurchase Agreements Transactions Accounted for as a Sale** — Not applicable.
- I. **Reverse Repurchase Agreements Transactions Accounted for as a Sale** — Not applicable.
- J. **Real Estate** — Not applicable.
- K. **Low-Income Housing Tax Credits** — Not applicable.
- L. **Restricted Assets** — No significant change.
- M. **Working Capital Finance Investments** — Not applicable.
- N. **Offsetting and Netting of Assets and Liabilities**
- The Company does not have any offsetting or netting of assets and liabilities as it relates to derivatives, repurchase and reverse repurchase agreements, and securities borrowing and securities lending activities.
- O. **5GI Securities**
- The Company does not have any investments with an NAIC designation of 5GI as of September 30, 2022 and December 31, 2021.
- P. **Short Sales** — Not applicable.
- Q. **Prepayment Penalty and Acceleration Fees** — No significant change.

R. Reporting Entity’s Share of Cash Pool by Asset Type

The Company’s investment in the qualified cash pool is reported in cash equivalents. The Company’s investment in the qualified cash pool is \$383,324 and \$380,154 as of September 30, 2022 and December 31, 2021, respectively. The following table presents the percent share distribution by underlying asset type of the total qualified cash pool balance as of September 30, 2022:

<u>Asset Type</u>	<u>Percent Share</u>
(1) Cash	0%
(2) Cash Equivalents	74%
(3) Short-Term Investments	26%
(4) Total	100%

6. JOINT VENTURES, PARTNERSHIPS, AND LIMITED LIABILITY COMPANIES

A–B. No significant change.

7. INVESTMENT INCOME

A–B. No significant change.

8. DERIVATIVE INSTRUMENTS

A–B. Not applicable.

9. INCOME TAXES

The Company is included in the consolidated federal income tax return with its ultimate parent, UHG. The Company does not expect to be liable for the Corporate Alternative Minimum Tax in 2023.

A–I. No significant change.

10. INFORMATION CONCERNING PARENT, SUBSIDIARIES, AND AFFILIATES

A–O. Material Related Party Transactions

As of September 30, 2022, the Company paid a dividend of \$17,000,000 to its parent (see Note 13).

11. DEBT

A–B. The Company had no outstanding debt with third-parties or outstanding Federal Home Loan Bank agreements during 2022 and 2021.

12. RETIREMENT PLANS, DEFERRED COMPENSATION, POSTEMPLOYMENT BENEFITS AND COMPENSATED ABSENCES, AND OTHER POSTRETIREMENT BENEFIT PLANS

A–I. The Company has no defined benefit plans, defined contribution plans, multiemployer plans, consolidated/holding company plans, postemployment benefits, and compensated absences plans and is not impacted by the Medicare Modernization Act on postretirement benefits, since all personnel are employees of United HealthCare Services, Inc. (“UHS”), which provides services to the Company under the terms of a management agreement (the “Agreement”).

13. CAPITAL AND SURPLUS, DIVIDEND RESTRICTIONS, AND QUASI-REORGANIZATIONS

A–C. No significant change.

D. The Company paid ordinary cash dividends of \$17,000,000 and \$100,000,000 on June 6, 2022 and December 22, 2021, respectively, to TRH, which was approved by the ODI and recorded as a reduction to unassigned surplus in the financial statements.

E–M. No significant change.

14. LIABILITIES, CONTINGENCIES AND ASSESSMENTS

A–F. No significant change.

15. LEASES

A–B. No significant change.

16. INFORMATION ABOUT FINANCIAL INSTRUMENTS WITH OFF-BALANCE-SHEET RISK AND FINANCIAL INSTRUMENTS WITH CONCENTRATIONS OF CREDIT RISK

(1–4) No significant change.

17. SALE, TRANSFER, AND SERVICING OF FINANCIAL ASSETS AND EXTINGUISHMENTS OF LIABILITIES

A–C. The Company did not participate in any transfers of receivables, financial assets, or wash sales.

18. GAIN OR LOSS TO THE REPORTING ENTITY FROM UNINSURED PLANS AND THE UNINSURED PORTION OF PARTIALLY INSURED PLANS

A–B. No significant change.

C. Medicare or Other Similarly Structured Cost Based Reimbursement Contract

The Medicare Part D program under MyCare Ohio is a partially insured plan. The Company recorded a receivable of \$7,301,756 and \$28,951,775 as of September 30, 2022 and December 31, 2021, respectively, for cost reimbursement under the Medicare Part D program for the catastrophic reinsurance and low-income member cost-sharing subsidies. The Company also recorded a MyCare Ohio reimbursable receivable of \$35,475 and \$0, a Medicaid reimbursable receivable of \$0 and \$3,768,667, and a Medicaid reimbursable payable of \$3,047,034 and \$0 as of September 30, 2022 and December 31, 2021, respectively, for the COVID insurance premium payment assistance. The Company recorded a receivable of \$7,439 and \$2,383 as of September 30, 2022 and December 31, 2021, respectively, for the Medicare Part D coverage gap discount program. The receivables and payables are recorded in amounts receivable relating to uninsured plans and liability for amounts held under uninsured plans, respectively, in the financial statements.

The Company participates in administering hospital incentive pass through payments received from ODM to pay incentive payments to members of the Ohio Hospital Association. There is no risk to the Company as a result of these transactions. The Company has a hospital incentive payable of \$4,846,850 and \$1,629,699 as of September 30, 2022 and December 31, 2021, respectively, which is included in liability for amounts held for uninsured plans in the financial statements.

The Company participates in the Comprehensive Primary Care (“CPC”) program in which it administers CPC gain sharing payments received from ODM to pay participating providers. To receive a gain sharing payment, a provider would need to achieve a cost of care level lower than historical levels. The program aims to improve population health outcomes by coordinating with care management entities to develop and implement utilization management programs. The Company assumes no risk and did not recognize any premium revenue, medical benefit expenses, or general administrative expenses as of September 30, 2022 and December 31, 2021, respectively. As such, the arrangement is recorded pursuant to Statements of Statutory Accounting Principles (“SSAP”) No. 47, *Uninsured Plans*. The arrangement is recorded as a payable in the amount of \$0 and \$1,365 in liability for amounts held under uninsured plans as of September 30, 2022 and December 31, 2021, respectively, in the financial statements.

The Company participates in the Care Innovation and Community Improvement Program (“CICIP”) in which it administers CICIP payments received from ODM to pay quality improvement and bonus payments to both public and nonprofit hospital agencies. The Company recorded a CICIP payable of \$2,907,312 and \$3,476,943 as of September 30, 2022 and December 31, 2021, respectively, which is included in liability for amounts held for uninsured plans in the financial statements.

The ODM provides funding to support Maternal Care Provider (“MCP”) initiatives for the Enhanced Maternal Program (“EMP”) in which the Company participates. The EMP targets geographic areas with high infant mortality rates and provides guidelines to the MCPs for the purposes of developing strategies and systems that will provide enhanced maternal case management and reduce infant mortality rates. MCPs are responsible for partnering with Maternal & Infant Support Program Coordinating Entities to improve population health, coordinate with care management entities, coordinate activities for justice-involved individuals, develop and implement a Quality Assessment and Performance Improvement program, and participate in external quality review activities. The Company recorded \$1,336,863 and \$918,085 as of September 30, 2022 and December 31, 2021 as liability for amounts held under uninsured plans in the financial statements.

The American Rescue Plan Act of 2021 (“ARPA”) is a federal COVID-19 recovery program to help cover increased expenditures, replenish lost revenue, and mitigate economic harm from the COVID-19 pandemic. The Company participates in administering hospital passthrough payments received from ODM to provide COVID relief to both public and nonprofit hospital agencies. The Company recorded an ARPA payable of \$16,819,011 and \$0 as of September 30, 2022 and December 31, 2021, respectively, which is included in liability for amounts held for uninsured plans in the financial statements. The ARPA also includes additional behavioral health relief payments for Hospice and Other Licensed Practitioners. As of September 30, 2022, the Company has not received any payments for this portion of the program.

19. DIRECT PREMIUM WRITTEN/PRODUCED BY MANAGING GENERAL AGENTS/THIRD-PARTY ADMINISTRATORS

No significant change.

20. FAIR VALUE MEASUREMENTS

The NAIC SAP defines fair value, establishes a framework for measuring fair value, and outlines the disclosure requirements related to fair value measurements. The fair value hierarchy is as follows:

Level 1 — Quoted (unadjusted) prices for identical assets in active markets.

Level 2 — Other observable inputs, either directly or indirectly, including:

- Quoted prices for similar assets in active markets;
- Quoted prices for identical or similar assets in nonactive markets (few transactions, limited information, noncurrent prices, high variability over time, etc.);
- Inputs other than quoted prices that are observable for the asset (interest rates, yield curves, volatilities, default rates, etc.);
- Inputs that are derived principally from or corroborated by other observable market data.

Level 3 — Unobservable inputs that cannot be corroborated by observable market data.

The estimated fair values of bonds, cash equivalents, and short-term investments are based on quoted market prices, where available. The Company obtains one price for each security primarily from a third-party pricing service ("pricing service"), which generally uses quoted prices or other observable inputs for the determination of fair value. The pricing service normally derives the security prices through recently reported trades for identical or similar securities, making adjustments through the reporting date based upon available observable market information. For securities not actively traded, the pricing service may use quoted market prices of comparable instruments or discounted cash flow analyses, incorporating inputs that are currently observable in the markets for similar securities. Inputs that are often used in the valuation methodologies include, but are not limited to, non-binding broker quotes, benchmark yields, credit spreads, default rates and prepayment speeds. As the Company is responsible for the determination of fair value, it performs quarterly analyses on the prices received from the pricing service to determine whether the prices are reasonable estimates of fair value. Specifically, the Company compares the prices received from the pricing service to a secondary pricing source; prices reported by its custodian, its investment consultant and third-party investment advisors. Additionally, the Company compares changes in the reported market values and returns to relevant market indices to test the reasonableness of the reported prices. The Company's internal price verification procedures and review of fair value methodology documentation provided by independent pricing services have not historically resulted in an adjustment in the prices obtained from the pricing service.

In instances in which the inputs used to measure fair value fall into different levels of the fair value hierarchy, the fair value measurement has been determined based on the lowest-level input that is significant to the fair value measurement in its entirety. The Company's assessment of the significance of a particular item to the fair value measurement in its entirety requires judgment, including the consideration of inputs specific to the asset or liability.

A. Fair Value

(1) Fair Value Measurements at Reporting Date

The following tables present information about the Company’s financial assets that are measured and reported at fair value at September 30, 2022 and December 31, 2021, in the financial statements according to the valuation techniques the Company used to determine their fair values:

Description for Each Class of Asset or Liability	September 30, 2022				Total
	(Level 1)	(Level 2)	(Level 3)	Net Asset Value (NAV)	
a. Assets at fair value:					
Perpetual preferred stock:					
Industrial and misc	\$ -	\$ -	\$ -	\$ -	\$ -
Parent, subsidiaries, and affiliates	-	-	-	-	-
Total perpetual preferred stocks	\$ -	\$ -	\$ -	\$ -	\$ -
Bonds:					
U.S. governments	\$ -	\$ -	\$ -	\$ -	\$ -
Industrial and misc	-	-	-	-	-
Hybrid securities	-	-	-	-	-
Parent, subsidiaries, and affiliates	-	-	-	-	-
Total bonds	\$ -	\$ -	\$ -	\$ -	\$ -
Common stock:					
Industrial and misc	\$ -	\$ -	\$ -	\$ -	\$ -
Parent, subsidiaries, and affiliates	-	-	-	-	-
Total common stock	\$ -	\$ -	\$ -	\$ -	\$ -
Derivative assets:					
Interest rate contracts	\$ -	\$ -	\$ -	\$ -	\$ -
Foreign exchange contracts	-	-	-	-	-
Credit contracts	-	-	-	-	-
Commodity futures contracts	-	-	-	-	-
Commodity forward contracts	-	-	-	-	-
Total derivatives	\$ -	\$ -	\$ -	\$ -	\$ -
Money-market funds	\$ 143,006,686	\$ -	\$ -	\$ -	\$ 143,006,686
Qualified cash pool	383,324	-	-	-	383,324
Other invested assets	-	-	-	-	-
Separate account assets	-	-	-	-	-
Total assets at fair value/NAV	\$ 143,390,010	\$ -	\$ -	\$ -	\$ 143,390,010
b. Liabilities at fair value:					
Derivative liabilities	\$ -	\$ -	\$ -	\$ -	\$ -
Total liabilities at fair value	\$ -	\$ -	\$ -	\$ -	\$ -

Description for Each Class of Asset or Liability	December 31, 2021				Total
	(Level 1)	(Level 2)	(Level 3)	Net Asset Value (NAV)	
a. Assets at fair value:					
Perpetual preferred stock:					
Industrial and misc	\$ -	\$ -	\$ -	\$ -	\$ -
Parent, subsidiaries, and affiliates	-	-	-	-	-
Total perpetual preferred stocks	\$ -	\$ -	\$ -	\$ -	\$ -
Bonds:					
U.S. governments	\$ -	\$ -	\$ -	\$ -	\$ -
Industrial and misc	-	-	-	-	-
Hybrid securities	-	-	-	-	-
Parent, subsidiaries, and affiliates	-	-	-	-	-
Total bonds	\$ -	\$ -	\$ -	\$ -	\$ -
Common stock:					
Industrial and misc	\$ -	\$ -	\$ -	\$ -	\$ -
Parent, subsidiaries, and affiliates	-	-	-	-	-
Total common stock	\$ -	\$ -	\$ -	\$ -	\$ -
Derivative assets:					
Interest rate contracts	\$ -	\$ -	\$ -	\$ -	\$ -
Foreign exchange contracts	-	-	-	-	-
Credit contracts	-	-	-	-	-
Commodity futures contracts	-	-	-	-	-
Commodity forward contracts	-	-	-	-	-
Total derivatives	\$ -	\$ -	\$ -	\$ -	\$ -
Money-market funds	\$ 176,519,340	\$ -	\$ -	\$ -	\$ 176,519,340
Qualified cash pool	380,154	-	-	-	380,154
Other invested assets	-	-	-	-	-
Separate account assets	-	-	-	-	-
Total assets at fair value/NAV	\$ 176,899,494	\$ -	\$ -	\$ -	\$ 176,899,494
b. Liabilities at fair value:					
Derivative liabilities	\$ -	\$ -	\$ -	\$ -	\$ -
Total liabilities at fair value	\$ -	\$ -	\$ -	\$ -	\$ -

- (2) The Company does not have any financial assets with a fair value hierarchy of Level 3 that were measured and reported at fair value for the nine months ended September 30, 2022 and the year ended December 31, 2021.
- (3) Transfers between fair value hierarchy levels, if any, are recorded as of the beginning of the reporting period in which the transfer occurs. There were no transfers between Levels 1, 2, or 3 of any financial assets or liabilities during the nine months ended September 30, 2022 and the year ended December 31, 2021.
- (4) The Company has no investments reported with a fair value hierarchy of Level 2 or Level 3 as of September 30, 2022 and December 31, 2021 and therefore has no valuation technique to disclose.
- (5) The Company has no derivative assets and liabilities to disclose.

B. Fair Value Combination — Not applicable.

C. Aggregate Fair Value Hierarchy

The aggregate fair value by hierarchy of all financial instruments as of September 30, 2022 and December 31, 2021, is presented in the table below:

Type of Financial Instrument	September 30, 2022						
	Aggregate Fair Value	Admitted Assets	(Level 1)	(Level 2)	(Level 3)	Net Asset Value (NAV)	Not Practicable (Carrying Value)
U.S. government and agency securities	\$ 130,415,550	\$ 146,172,224	\$ 31,864,468	\$ 98,551,082	\$ -	\$ -	\$ -
State and agency municipal securities	75,616,850	82,646,212	-	75,616,850	-	-	-
City and county municipal securities	64,315,566	69,128,671	-	64,315,566	-	-	-
Corporate debt securities	289,939,726	321,099,821	-	289,939,726	-	-	-
Cash equivalents	158,381,826	158,381,826	158,381,826	-	-	-	-
Total bonds, short-terms and cash equivalents	\$ 718,669,518	\$ 777,428,754	\$ 190,246,294	\$ 528,423,224	\$ -	\$ -	\$ -

Type of Financial Instrument	December 31, 2021						
	Aggregate Fair Value	Admitted Assets	(Level 1)	(Level 2)	(Level 3)	Net Asset Value (NAV)	Not Practicable (Carrying Value)
U.S. government and agency securities	\$ 93,913,429	\$ 93,870,441	\$ 13,853,056	\$ 80,060,373	\$ -	\$ -	\$ -
State and agency municipal securities	50,455,033	49,660,977	-	50,455,033	-	-	-
City and county municipal securities	53,672,204	52,279,887	-	53,672,204	-	-	-
Corporate debt securities	306,864,723	303,645,614	-	306,864,723	-	-	-
Cash equivalents	193,899,334	193,899,334	193,899,334	-	-	-	-
Total bonds and cash equivalents	\$ 698,804,723	\$ 693,356,253	\$ 207,752,390	\$ 491,052,333	\$ -	\$ -	\$ -

D. Not Practicable to Estimate Fair Value — Not applicable.

E. Investments Measured Using the NAV Practical Expedient — Not applicable.

21. OTHER ITEMS

COVID-19 Trends and Uncertainties

During the nine months ended September 30, 2022, overall care was near normal baseline levels, with certain areas of care at or approaching seasonal baselines. Future care patterns and acuity may temporarily rise due to missed regular care. Future developments, such as the severity of new COVID-19 variants, could introduce new uncertainties to care patterns and our business.

A–I. No significant change.

22. EVENTS SUBSEQUENT

Subsequent events have been evaluated through November 15, 2022, which is the date these financial statements were available for issuance.

TYPE I — Recognized Subsequent Events

Any material Type I events subsequent to September 30, 2022, have been recognized in the financial statements and corresponding disclosures.

TYPE II — Non-Recognized Subsequent Events

There are no material non-recognized Type II events that require disclosure.

23. REINSURANCE

A–E. No significant change.

24. RETROSPECTIVELY RATED CONTRACTS AND CONTRACTS SUBJECT TO REDETERMINATION

A–B. No significant change.

C. The Company has Medicare Part D risk-corridor amounts from Centers for Medicare and Medicaid Services (“CMS”) under the MyCare Ohio contract which are subject to a retrospectively rated feature. The Company has estimated accrued retrospective premiums related to certain Part D premiums based on guidelines determined by CMS. The formula is tiered and based on the bid medical loss ratio (“MLR”). The amount of Medicare Part D direct premiums written subject to the retrospectively rated feature was \$7,224,063 and \$10,948,071, representing 0.3% and 0.3% of total direct premiums written as of September 30, 2022 and December 31, 2021, respectively.

The Company has risk-adjustment amounts from CMS which are subject to a redetermination feature related to Medicare premiums. The Company has estimated premium adjustments for changes to each member’s health scores based on guidelines determined by CMS. The total amount of Medicare direct premiums written for which a portion is subject to the redetermination feature was \$227,458,375 and \$298,630,119 representing, 9.3% and 9.0% of total direct premiums written as of September 30, 2022 and December 31, 2021, respectively.

The Medicaid contract with the State of Ohio includes an ABD program which is subject to retrospective rating features. The Company estimates accrued retrospective premium adjustments for its ABD program based on the contract with the ODM. The total amount of direct premiums written from the Medicaid contract for which a portion is subject to the retrospectively rated feature was \$330,274,491 and \$427,910,351 representing 13.4% and 13.0% of total direct premiums written as of September 30, 2022 and December 31, 2021, respectively.

The Medicaid and MyCare Ohio contracts include a provision for which a stated percentage of total direct premiums written can be eligible for a performance guarantee payment, based on various quality measures. The total amount of direct premiums written from the Medicaid and MyCare Ohio contracts for which a portion is subject to the redetermination feature was \$2,427,184,817 and \$3,180,955,937, representing 98.8% and 96.3% of total direct premiums written, as of September 30, 2022 and December 31, 2021, respectively.

CMS has released the final Medicaid Managed Care Rule which is subject to each State's administration elections. This rule is the first major update to the Medicaid Managed Care regulations in more than a decade, which includes a MLR requirement. Pursuant to the regulations, premiums associated with the Company's Medicaid line of business are subject to retrospectively rated features based on the actual MLR experienced on this product. The calculation is pursuant to the Medicaid Managed Care guidance. The total amount of direct premiums written for the Medicaid line of business for which a portion is subject to the retrospectively rated and redetermination features was \$1,843,634,905 and \$2,460,874,569, representing 75.1% and 74.5% of total direct premiums written as of September 30, 2022 and December 31, 2021, respectively.

Effective January 1, 2020, the ODM implemented a risk corridor arrangement within the current year Medicaid Managed Care contract as a risk mitigation in recognition of claims cost uncertainty attributable to the COVID-19 pandemic. Under this approach, the risk corridor is a 2-sided risk mitigation strategy calculated based on the difference between the medical loss ratio assumed in the Medicaid Managed Care contract capitation rates and actual medical loss ratio results. The total amount of direct premiums written for the Medicaid line of business for which a portion is subject to the retrospectively rated features was \$1,843,634,905 and \$2,460,874,569, representing 75.1% and 74.5% of total direct premiums written as of September 30, 2022 and December 31, 2021, respectively.

The MyCare Ohio contract with the state of Ohio includes medical loss ratio rebates. The rebate period is over the contract period. The Company estimates accrued retrospective premium adjustments for its MyCare Ohio business based on the medical loss ratio experienced on the MyCare Ohio line of business. The formula is based on net income before taxes. The total amount of direct premiums written from the MyCare Ohio contract for which a portion is subject to the retrospectively rated features was \$612,423,329 and \$840,711,793, representing 24.9% and 25.5% of total direct premiums written as of September 30, 2022 and December 31, 2021, respectively.

The Company is subject to a Hepatitis C Risk Pool arrangement with the ODM where the amount of the pool is determined by the projected Hepatitis C costs incorporated into the current year rates, and the funds are redistributed among the plans based on relative actual Hepatitis C costs. The total Medicaid direct premiums written subject to this retrospective rating feature were \$2,113,799,859 and \$3,000,253,072 representing 86.1% and 90.9% of total direct premiums written as of September 30, 2022 and December 31, 2021, respectively.

- D.** Pursuant to the Medicaid Managed Care Rule, based on the State's election the Company is required to maintain specific minimum loss ratios on the Medicaid line of business. The Company has no amounts accrued for Medicaid minimum loss ratio rebates as of September 30, 2022 and December 31, 2021, respectively.

Pursuant to the Medicaid Managed Care Rule, based on the State's election and state contractual minimum loss ratio requirements, the Company is required to maintain specific minimum loss ratios on its MyCare Ohio population. The Company's actual medical loss ratios for MyCare Ohio were in excess of the minimum requirements and as a result, no minimum loss ratio liability was required as of September 30, 2022 and December 31, 2021, respectively.

E. Risk-Sharing Provisions of the Affordable Care Act

- (1-5)** The Company did not write accident and health premiums in 2022 and 2021 subject to the risk-sharing provisions of the Affordable Care Act.

25. CHANGE IN INCURRED CLAIMS AND CLAIMS ADJUSTMENT EXPENSES

A. Changes in estimates related to the prior year incurred claims are included in total hospital and medical expenses in the current year in the financial statements. The following tables disclose paid claims, incurred claims, and the balance in claims unpaid, accrued medical incentive pool and bonus amounts, aggregate health claim reserves, health care and other amounts receivable (excluding provider loans and advances not yet expensed) and reinsurance recoverables at September 30, 2022 and December 31, 2021:

	September 30, 2022		
	Current Year Incurred Claims	Prior Years Incurred Claims	Total
Beginning of year claim reserve	\$ -	\$ (223,972,086)	\$ (223,972,086)
Paid claims—net of health care receivables* and reinsurance recoveries collected	1,871,066,321	174,626,543	2,045,692,864
End of year claim reserve	<u>190,741,171</u>	<u>15,393,877</u>	<u>206,135,048</u>
Incurred claims excluding the change in health care receivables as presented below	2,061,807,492	(33,951,666)	2,027,855,826
Beginning of year health care receivables*	-	22,453,682	22,453,682
End of year health care receivables*	<u>(9,295,971)</u>	<u>(8,474,564)</u>	<u>(17,770,535)</u>
Total incurred claims	<u>\$ 2,052,511,521</u>	<u>\$ (19,972,548)</u>	<u>\$ 2,032,538,973</u>

*Health care receivables excludes provider loans and advances not yet expensed of \$3,723,715 and \$4,040,321 for 2022 and 2021, respectively.

	December 31, 2021		
	Current Year Incurred Claims	Prior Years Incurred Claims	Total
Beginning of year claim reserve	\$ -	\$ (220,302,691)	\$ (220,302,691)
Paid claims—net of health care receivables* and reinsurance recoveries collected	2,568,838,426	150,877,409	2,719,715,835
End of year claim reserve	<u>213,231,791</u>	<u>10,740,295</u>	<u>223,972,086</u>
Incurred claims excluding the change in health care recoverables as presented below	2,782,070,217	(58,684,987)	2,723,385,230
Beginning of year health care receivables*	-	25,205,875	25,205,875
End of year health care receivables*	<u>(19,601,346)</u>	<u>(2,852,336)</u>	<u>(22,453,682)</u>
Total incurred claims	<u>\$ 2,762,468,871</u>	<u>\$ (36,331,448)</u>	<u>\$ 2,726,137,423</u>

*Health care receivables excludes provider loans and advances not yet expensed of \$4,040,321 and \$6,897,139 for 2021 and 2020, respectively.

The liability for claims unpaid, accrued medical incentive pool and bonus amounts, and aggregate health claim reserves, net of health care and other amounts receivable (excluding provider loans and advances not yet expensed) and reinsurance recoverables as of December 31, 2021, was \$201,518,404. As of September 30, 2022, \$174,626,543 has been paid for incurred claims attributable to insured events of prior years. Reserves remaining for prior years, net health care and other amounts receivable (excluding provider loans and advances not yet expensed) are now \$6,919,313, as a result of re-estimation of unpaid claims. Therefore, there has been \$19,972,548 favorable prior year development since December 31, 2021, to September 30, 2022. The primary drivers consist of favorable capitation of \$10,247,064, favorable development as a result of a change in the provision for adverse deviations in experience of \$7,719,011, and a favorable development of \$1,912,777 in retroactivity for inpatient, outpatient, physician, and pharmacy claims. At December 31, 2021, the Company recorded \$36,331,448 of favorable development primarily driven by favorable development of \$26,440,969 in retroactivity for inpatient, outpatient, physician, and pharmacy claims and favorable development as a result of a change in the provision for adverse deviations in experience of \$8,792,595. Original estimates are increased or decreased, as additional information becomes known regarding individual claims. As a result of the prior year effects, on a regular basis, the Company adjusts revenue and the corresponding liability and/or receivable related to retrospectively rated policies and the impact of the change is included as a component of change in reserve for rate credits in the financial statements.

The Company incurred claims adjustment expenses (“CAE”) of \$91,579,235 and \$113,805,702 for the nine months ended September 30, 2022 and the year ended December 31, 2021, respectively. These costs are included in the management service fees paid by the Company to UHS as a part of the Agreement. The following table discloses paid CAE, incurred CAE, and the balance in unpaid CAE reserve for the nine months ended September 30, 2022 and the year ended December 31, 2021:

	September 30, 2022	December 31, 2021
Total claims adjustment expenses	\$ 91,579,235	\$ 113,805,702
Less: current year unpaid claims adjustment expenses	(2,108,683)	(2,090,261)
Add: prior year unpaid claims adjustment expenses	<u>2,090,261</u>	<u>2,389,891</u>
Total claims adjustment expenses paid	<u>\$ 91,560,813</u>	<u>\$ 114,105,332</u>

B. The Company did not make any significant changes in methodologies and assumptions used in the calculation of the liability for claims unpaid and unpaid CAE in 2022.

26. INTERCOMPANY POOLING ARRANGEMENTS

A–G. No significant change.

27. STRUCTURED SETTLEMENTS

A–B. No significant change.

28. HEALTH CARE AND OTHER AMOUNTS RECEIVABLE

A. Pharmacy rebates receivable are recorded when reasonably estimated or billed by the affiliated pharmaceutical benefit manager in accordance with pharmaceutical rebate contract provisions. Information used to support rebates billed to the manufacturer is based on utilization information gathered by the pharmaceutical benefit manager and adjusted for significant changes in pharmaceutical contract provisions.

The Company evaluates admissibility of all pharmacy rebates receivable based on the administration of each underlying pharmaceutical benefit management agreement. The Company has non-admitted and excluded all pharmacy rebates receivable that do not meet the admissibility criteria of SSAP No. 84, *Health Care and Government Insured Plan Receivables* (“SSAP No. 84”) from the financial statements.

For each pharmaceutical management agreement for which a portion of the total pharmacy rebates receivable can be admitted based on the admissibility criteria of SSAP No. 84, the pharmacy rebate transaction history is summarized as follows:

Quarter	Estimated Pharmacy Rebates as Reported on Financial Statements	Pharmacy Rebates as Billed or Otherwise Confirmed	Actual Rebates Received within 90 Days of Billing	Actual Rebates Received within 91 to 180 Days of Billing	Actual Rebates Received More than 180 Days After Billing
9/30/2022	\$ 6,091,243	\$ 2,001,853	\$ -	\$ -	\$ -
6/30/2022	6,171,452	6,119,964	3,670,710	-	-
3/31/2022	6,364,040	6,271,364	5,249,490	741,111	-
12/31/2021	7,436,127	7,389,928	5,845,614	520,549	(17,122)
9/30/2021	7,411,676	7,279,281	6,188,321	51,245	67,753
6/30/2021	7,612,696	7,149,254	5,985,625	189,677	(17,280)
3/31/2021	7,591,078	7,153,295	5,677,002	545,936	255,206
12/31/2020	8,288,646	8,034,437	6,220,347	1,677,892	107,671
9/30/2020	8,102,875	8,020,347	6,629,092	1,220,590	156,344
6/30/2020	8,100,759	7,885,300	6,457,126	1,303,123	98,636
3/31/2020	7,119,295	7,396,853	2,757,363	4,559,310	88,990
12/31/2019	11,946,381	11,888,461	7,725,170	2,970,959	1,050,726

Of the amount reported as health care and other amounts receivable, \$8,309,685 and \$10,725,628 relates to pharmacy rebates receivable as of September 30, 2022 and December 31, 2021, respectively.

B. The Company does not have any risk-sharing receivables.

The Company also admitted \$256,027 and \$186,530 of provider receivables resulting from claim overpayments, and \$0 and \$5,710,416 for receivables from the ODM PFK program as of September 30, 2022 and December 31, 2021, respectively, which are included in health care and other receivables in the financial statements.

29. PARTICIPATING POLICIES — Not applicable.

30. PREMIUM DEFICIENCY RESERVES (“PDR”)

The Company has not recorded any PDR as of September 30, 2022 and December 31, 2021. The analysis of PDR was completed as of September 30, 2022 and December 31, 2021. The Company did consider anticipated investment income when calculating the PDR.

The following table summarizes the Company’s PDR as of September 30, 2022 and December 31, 2021:

	September 30, 2022
1. Liability carried for premium deficiency reserves	\$ -
2. Date of the most recent evaluation of this liability	09/30/2022
3. Was anticipated investment income utilized in this calculation?	Yes <input checked="" type="checkbox"/> No <input type="checkbox"/>
	December 31, 2021
1. Liability carried for premium deficiency reserves	\$ -
2. Date of the most recent evaluation of this liability	12/31/2021
3. Was anticipated investment income utilized in this calculation?	Yes <input checked="" type="checkbox"/> No <input type="checkbox"/>

31. ANTICIPATED SALVAGE AND SUBROGATION

No significant change.

GENERAL INTERROGATORIES

PART 1 - COMMON INTERROGATORIES

GENERAL

- 1.1

Did the reporting entity experience any material transactions requiring the filing of Disclosure of Material Transactions with the State of Domicile, as required by the Model Act?

Yes [] No [X]
- 1.2

If yes, has the report been filed with the domiciliary state?

Yes [] No []
- 2.1

Has any change been made during the year of this statement in the charter, by-laws, articles of incorporation, or deed of settlement of the reporting entity?

Yes [] No [X]
- 2.2

If yes, date of change:
- 3.1

Is the reporting entity a member of an Insurance Holding Company System consisting of two or more affiliated persons, one or more of which is an insurer?

If yes, complete Schedule Y, Parts 1 and 1A.

Yes [X] No []
- 3.2

Have there been any substantial changes in the organizational chart since the prior quarter end?

Yes [X] No []
- 3.3

If the response to 3.2 is yes, provide a brief description of those changes.
August 1, 2022 - Tufts Health Freedom Insurance Company changed its name to UnitedHealthcare Freedom Insurance Company.
- 3.4

Is the reporting entity publicly traded or a member of a publicly traded group?

Yes [X] No []
- 3.5

If the response to 3.4 is yes, provide the CIK (Central Index Key) code issued by the SEC for the entity/group.

0000731766
- 4.1

Has the reporting entity been a party to a merger or consolidation during the period covered by this statement?

Yes [] No [X]
- 4.2

If yes, provide the name of the entity, NAIC Company Code, and state of domicile (use two letter state abbreviation) for any entity that has ceased to exist as a result of the merger or consolidation.
- | 1 | 2 | 3 |
|----------------|-------------------|-------------------|
| Name of Entity | NAIC Company Code | State of Domicile |
| | | |
5.

If the reporting entity is subject to a management agreement, including third-party administrator(s), managing general agent(s), attorney-in-fact, or similar agreement, have there been any significant changes regarding the terms of the agreement or principals involved?

If yes, attach an explanation.

Yes [] No [X] N/A []
- 6.1

State as of what date the latest financial examination of the reporting entity was made or is being made.

12/31/2018
- 6.2

State the as of date that the latest financial examination report became available from either the state of domicile or the reporting entity. This date should be the date of the examined balance sheet and not the date the report was completed or released.

12/31/2018
- 6.3

State as of what date the latest financial examination report became available to other states or the public from either the state of domicile or the reporting entity. This is the release date or completion date of the examination report and not the date of the examination (balance sheet date).

06/01/2020
- 6.4

By what department or departments?
Ohio Department of Insurance
- 6.5

Have all financial statement adjustments within the latest financial examination report been accounted for in a subsequent financial statement filed with Departments?

Yes [] No [] N/A [X]
- 6.6

Have all of the recommendations within the latest financial examination report been complied with?

Yes [] No [] N/A [X]
- 7.1

Has this reporting entity had any Certificates of Authority, licenses or registrations (including corporate registration, if applicable) suspended or revoked by any governmental entity during the reporting period?

Yes [] No [X]
- 7.2

If yes, give full information:
- 8.1

Is the company a subsidiary of a bank holding company regulated by the Federal Reserve Board?

Yes [] No [X]
- 8.2

If response to 8.1 is yes, please identify the name of the bank holding company.
- 8.3

Is the company affiliated with one or more banks, thrifts or securities firms?

Yes [X] No []
- 8.4

If response to 8.3 is yes, please provide below the names and location (city and state of the main office) of any affiliates regulated by a federal regulatory services agency [i.e. the Federal Reserve Board (FRB), the Office of the Comptroller of the Currency (OCC), the Federal Deposit Insurance Corporation (FDIC) and the Securities Exchange Commission (SEC)] and identify the affiliate's primary federal regulator.

1	2	3	4	5	6
Affiliate Name	Location (City, State)	FRB	OCC	FDIC	SEC
Optum Bank, Inc.	Salt Lake City, UT	NO	NO	YES	NO

GENERAL INTERROGATORIES

- 9.1

Are the senior officers (principal executive officer, principal financial officer, principal accounting officer or controller, or persons performing similar functions) of the reporting entity subject to a code of ethics, which includes the following standards?
(a) Honest and ethical conduct, including the ethical handling of actual or apparent conflicts of interest between personal and professional relationships;
(b) Full, fair, accurate, timely and understandable disclosure in the periodic reports required to be filed by the reporting entity;
(c) Compliance with applicable governmental laws, rules and regulations;
(d) The prompt internal reporting of violations to an appropriate person or persons identified in the code; and
(e) Accountability for adherence to the code.

Yes [X] No []
- 9.11

If the response to 9.1 is No, please explain:
- 9.2

Has the code of ethics for senior managers been amended?

Yes [] No [X]
- 9.21

If the response to 9.2 is Yes, provide information related to amendment(s).
- 9.3

Have any provisions of the code of ethics been waived for any of the specified officers?

Yes [] No [X]
- 9.31

If the response to 9.3 is Yes, provide the nature of any waiver(s).

FINANCIAL

- 10.1

Does the reporting entity report any amounts due from parent, subsidiaries or affiliates on Page 2 of this statement?

Yes [X] No []
- 10.2

If yes, indicate any amounts receivable from parent included in the Page 2 amount:

\$0

INVESTMENT

- 11.1

Were any of the stocks, bonds, or other assets of the reporting entity loaned, placed under option agreement, or otherwise made available for use by another person? (Exclude securities under securities lending agreements.)

Yes [] No [X]
- 11.2

If yes, give full and complete information relating thereto:
12.

Amount of real estate and mortgages held in other invested assets in Schedule BA:

\$0
13.

Amount of real estate and mortgages held in short-term investments:

\$0
- 14.1

Does the reporting entity have any investments in parent, subsidiaries and affiliates?

Yes [] No [X]
- 14.2

If yes, please complete the following:

	1 Prior Year-End Book/Adjusted Carrying Value	2 Current Quarter Book/Adjusted Carrying Value
14.21 Bonds	\$0	\$0
14.22 Preferred Stock	\$0	\$0
14.23 Common Stock	\$0	\$0
14.24 Short-Term Investments	\$0	\$0
14.25 Mortgage Loans on Real Estate	\$0	\$0
14.26 All Other	\$0	\$0
14.27 Total Investment in Parent, Subsidiaries and Affiliates (Subtotal Lines 14.21 to 14.26)	\$0	\$0
14.28 Total Investment in Parent included in Lines 14.21 to 14.26 above	\$0	\$0
- 15.1

Has the reporting entity entered into any hedging transactions reported on Schedule DB?

Yes [] No [X]
- 15.2

If yes, has a comprehensive description of the hedging program been made available to the domiciliary state?
If no, attach a description with this statement.

Yes [] No [] N/A []
16.

For the reporting entity's security lending program, state the amount of the following as of the current statement date:

16.1

Total fair value of reinvested collateral assets reported on Schedule DL, Parts 1 and 2.

\$0

16.2

Total book adjusted/carrying value of reinvested collateral assets reported on Schedule DL, Parts 1 and 2

\$0

16.3

Total payable for securities lending reported on the liability page.

\$0

GENERAL INTERROGATORIES

17. Excluding items in Schedule E - Part 3 - Special Deposits, real estate, mortgage loans and investments held physically in the reporting entity's offices, vaults or safety deposit boxes, were all stocks, bonds and other securities, owned throughout the current year held pursuant to a custodial agreement with a qualified bank or trust company in accordance with Section 1, III - General Examination Considerations, F. Outsourcing of Critical Functions, Custodial or Safekeeping Agreements of the NAIC Financial Condition Examiners Handbook? Yes [X] No []
- 17.1 For all agreements that comply with the requirements of the NAIC Financial Condition Examiners Handbook, complete the following:

1 Name of Custodian(s)	2 Custodian Address
Bank of New York Mellon	Global Liquidity Services, 1 Wall St, 14th Floor, New York NY 10286
Northern Trust	50 S. LaSalle, Chicago, IL 60675

- 17.2 For all agreements that do not comply with the requirements of the NAIC Financial Condition Examiners Handbook, provide the name, location and a complete explanation:

1 Name(s)	2 Location(s)	3 Complete Explanation(s)

- 17.3 Have there been any changes, including name changes, in the custodian(s) identified in 17.1 during the current quarter? Yes [] No [X]
- 17.4 If yes, give full information relating thereto:

1 Old Custodian	2 New Custodian	3 Date of Change	4 Reason

- 17.5 Investment management – Identify all investment advisors, investment managers, broker/dealers, including individuals that have the authority to make investment decisions on behalf of the reporting entity. For assets that are managed internally by employees of the reporting entity, note as such. ["...that have access to the investment accounts"; "...handle securities"]

1 Name of Firm or Individual	2 Affiliation
Internally Managed	I
BlackRock Financial Management, Inc	U
BNY Mellon Asset Management North America	U

- 17.5097 For those firms/individuals listed in the table for Question 17.5, do any firms/individuals unaffiliated with the reporting entity (i.e. designated with a "U") manage more than 10% of the reporting entity's invested assets? Yes [X] No []
- 17.5098 For firms/individuals unaffiliated with the reporting entity (i.e. designated with a "U") listed in the table for Question 17.5, does the total assets under management aggregate to more than 50% of the reporting entity's invested assets? Yes [] No [X]

- 17.6 For those firms or individuals listed in the table for 17.5 with an affiliation code of "A" (affiliated) or "U" (unaffiliated), provide the information for the table below.

1 Central Registration Depository Number	2 Name of Firm or Individual	3 Legal Entity Identifier (LEI)	4 Registered With	5 Investment Management Agreement (IMA) Filed
107105	BlackRock Financial Management, Inc	549300LVXY1VJKE13M84	SEC	NO
105764	BNY Mellon Asset Management North America	ME7YUCK4NF1W8VM8SP25	SEC	NO

- 18.1 Have all the filing requirements of the Purposes and Procedures Manual of the NAIC Investment Analysis Office been followed? Yes [X] No []
- 18.2 If no, list exceptions:

19. By self-designating 5GI securities, the reporting entity is certifying the following elements for each self-designated 5GI security:

a. Documentation necessary to permit a full credit analysis of the security does not exist or an NAIC CRP credit rating for an FE or PL security is not available.

b. Issuer or obligor is current on all contracted interest and principal payments.

c. The insurer has an actual expectation of ultimate payment of all contracted interest and principal.

Has the reporting entity self-designated 5GI securities? Yes [] No [X]
20. By self-designating PLGI securities, the reporting entity is certifying the following elements of each self-designated PLGI security:

a. The security was purchased prior to January 1, 2018.

b. The reporting entity is holding capital commensurate with the NAIC Designation reported for the security.

c. The NAIC Designation was derived from the credit rating assigned by an NAIC CRP in its legal capacity as a NRSRO which is shown on a current private letter rating held by the insurer and available for examination by state insurance regulators.

d. The reporting entity is not permitted to share this credit rating of the PL security with the SVO.

Has the reporting entity self-designated PLGI securities? Yes [] No [X]
21. By assigning FE to a Schedule BA non-registered private fund, the reporting entity is certifying the following elements of each self-designated FE fund:

a. The shares were purchased prior to January 1, 2019.

b. The reporting entity is holding capital commensurate with the NAIC Designation reported for the security.

c. The security had a public credit rating(s) with annual surveillance assigned by an NAIC CRP in its legal capacity as an NRSRO prior to January 1, 2019.

d. The fund only or predominantly holds bonds in its portfolio.

e. The current reported NAIC Designation was derived from the public credit rating(s) with annual surveillance assigned by an NAIC CRP in its legal capacity as an NRSRO.

f. The public credit rating(s) with annual surveillance assigned by an NAIC CRP has not lapsed.

Has the reporting entity assigned FE to Schedule BA non-registered private funds that complied with the above criteria? Yes [] No [X]
- 11.2

GENERAL INTERROGATORIES

PART 2 - HEALTH

1.

Operating Percentages:

1.1 A&H loss percent

85.3 %

1.2 A&H cost containment percent

2.7 %

1.3 A&H expense percent excluding cost containment expenses

9.1 %

2.1

Do you act as a custodian for health savings accounts?

Yes [☐] No [☒]

2.2

If yes, please provide the amount of custodial funds held as of the reporting date

\$0

2.3

Do you act as an administrator for health savings accounts?

Yes [☐] No [☒]

2.4

If yes, please provide the balance of the funds administered as of the reporting date

\$0

3.

Is the reporting entity licensed or chartered, registered, qualified, eligible or writing business in at least two states?

Yes [☐] No [☒]

3.1

If no, does the reporting entity assume reinsurance business that covers risks residing in at least one state other than the state of domicile of the reporting entity?

Yes [☐] No [☒]

STATEMENT AS OF SEPTEMBER 30, 2022 OF THE UnitedHealthcare Community Plan of Ohio, Inc.

SCHEDULE S - CEDED REINSURANCE

Showing All New Reinsurance Treaties - Current Year to Date

1	2	3	4	5	6	7	8	9	10
NAIC Company Code	ID Number	Effective Date	Name of Reinsurer	Domiciliary Jurisdiction	Type of Reinsurance Ceded	Type of Business Ceded	Type of Reinsurer	Certified Reinsurer Rating (1 through 6)	Effective Date of Certified Reinsurer Rating
			NONE						

SCHEDULE T - PREMIUMS AND OTHER CONSIDERATIONS

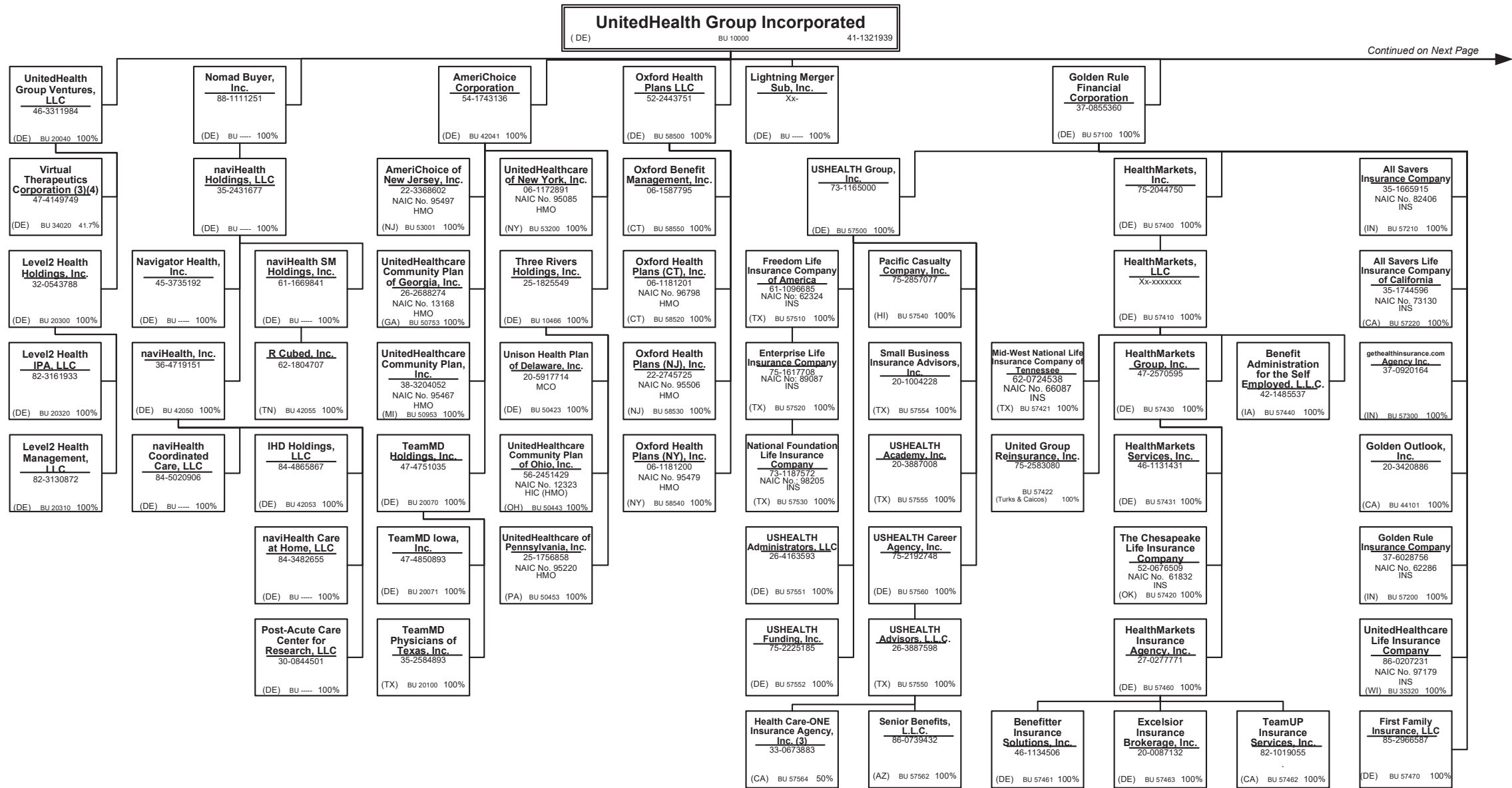
Current Year to Date - Allocated by States and Territories

		1	Direct Business Only								
			2	3	4	5	6	7	8	9	10
States, etc.		Active Status (a)	Accident and Health Premiums	Medicare Title XVIII	Medicaid Title XIX	CHIP Title XXI	Federal Employees Health Benefits Program Premiums	Life and Annuity Premiums & Other Considerations	Property/Casualty Premiums	Total Columns 2 Through 8	Deposit-Type Contracts
1.	Alabama	AL	N	.0	.0	.0	.0	.0	.0	.0	.0
2.	Alaska	AK	N	.0	.0	.0	.0	.0	.0	.0	.0
3.	Arizona	AZ	N	.0	.0	.0	.0	.0	.0	.0	.0
4.	Arkansas	AR	N	.0	.0	.0	.0	.0	.0	.0	.0
5.	California	CA	N	.0	.0	.0	.0	.0	.0	.0	.0
6.	Colorado	CO	N	.0	.0	.0	.0	.0	.0	.0	.0
7.	Connecticut	CT	N	.0	.0	.0	.0	.0	.0	.0	.0
8.	Delaware	DE	N	.0	.0	.0	.0	.0	.0	.0	.0
9.	District of Columbia	DC	N	.0	.0	.0	.0	.0	.0	.0	.0
10.	Florida	FL	N	.0	.0	.0	.0	.0	.0	.0	.0
11.	Georgia	GA	N	.0	.0	.0	.0	.0	.0	.0	.0
12.	Hawaii	HI	N	.0	.0	.0	.0	.0	.0	.0	.0
13.	Idaho	ID	N	.0	.0	.0	.0	.0	.0	.0	.0
14.	Illinois	IL	N	.0	.0	.0	.0	.0	.0	.0	.0
15.	Indiana	IN	N	.0	.0	.0	.0	.0	.0	.0	.0
16.	Iowa	IA	N	.0	.0	.0	.0	.0	.0	.0	.0
17.	Kansas	KS	N	.0	.0	.0	.0	.0	.0	.0	.0
18.	Kentucky	KY	N	.0	.0	.0	.0	.0	.0	.0	.0
19.	Louisiana	LA	N	.0	.0	.0	.0	.0	.0	.0	.0
20.	Maine	ME	N	.0	.0	.0	.0	.0	.0	.0	.0
21.	Maryland	MD	N	.0	.0	.0	.0	.0	.0	.0	.0
22.	Massachusetts	MA	N	.0	.0	.0	.0	.0	.0	.0	.0
23.	Michigan	MI	N	.0	.0	.0	.0	.0	.0	.0	.0
24.	Minnesota	MN	N	.0	.0	.0	.0	.0	.0	.0	.0
25.	Mississippi	MS	N	.0	.0	.0	.0	.0	.0	.0	.0
26.	Missouri	MO	N	.0	.0	.0	.0	.0	.0	.0	.0
27.	Montana	MT	N	.0	.0	.0	.0	.0	.0	.0	.0
28.	Nebraska	NE	N	.0	.0	.0	.0	.0	.0	.0	.0
29.	Nevada	NV	N	.0	.0	.0	.0	.0	.0	.0	.0
30.	New Hampshire	NH	N	.0	.0	.0	.0	.0	.0	.0	.0
31.	New Jersey	NJ	N	.0	.0	.0	.0	.0	.0	.0	.0
32.	New Mexico	NM	N	.0	.0	.0	.0	.0	.0	.0	.0
33.	New York	NY	N	.0	.0	.0	.0	.0	.0	.0	.0
34.	North Carolina	NC	N	.0	.0	.0	.0	.0	.0	.0	.0
35.	North Dakota	ND	N	.0	.0	.0	.0	.0	.0	.0	.0
36.	Ohio	OH	L	.0	227,458,375	2,228,599,859	.0	.0	.0	2,456,058,234	204,984,690
37.	Oklahoma	OK	N	.0	.0	.0	.0	.0	.0	.0	.0
38.	Oregon	OR	N	.0	.0	.0	.0	.0	.0	.0	.0
39.	Pennsylvania	PA	N	.0	.0	.0	.0	.0	.0	.0	.0
40.	Rhode Island	RI	N	.0	.0	.0	.0	.0	.0	.0	.0
41.	South Carolina	SC	N	.0	.0	.0	.0	.0	.0	.0	.0
42.	South Dakota	SD	N	.0	.0	.0	.0	.0	.0	.0	.0
43.	Tennessee	TN	N	.0	.0	.0	.0	.0	.0	.0	.0
44.	Texas	TX	N	.0	.0	.0	.0	.0	.0	.0	.0
45.	Utah	UT	N	.0	.0	.0	.0	.0	.0	.0	.0
46.	Vermont	VT	N	.0	.0	.0	.0	.0	.0	.0	.0
47.	Virginia	VA	N	.0	.0	.0	.0	.0	.0	.0	.0
48.	Washington	WA	N	.0	.0	.0	.0	.0	.0	.0	.0
49.	West Virginia	WV	N	.0	.0	.0	.0	.0	.0	.0	.0
50.	Wisconsin	WI	N	.0	.0	.0	.0	.0	.0	.0	.0
51.	Wyoming	WY	N	.0	.0	.0	.0	.0	.0	.0	.0
52.	American Samoa	AS	N	.0	.0	.0	.0	.0	.0	.0	.0
53.	Guam	GU	N	.0	.0	.0	.0	.0	.0	.0	.0
54.	Puerto Rico	PR	N	.0	.0	.0	.0	.0	.0	.0	.0
55.	U.S. Virgin Islands	VI	N	.0	.0	.0	.0	.0	.0	.0	.0
56.	Northern Mariana Islands	MP	N	.0	.0	.0	.0	.0	.0	.0	.0
57.	Canada	CAN	N	.0	.0	.0	.0	.0	.0	.0	.0
58.	Aggregate Other Aliens	OT	XXX	.0	.0	.0	.0	.0	.0	.0	.0
59.	Subtotal	XXX	.0	227,458,375	2,228,599,859	.0	.0	.0	.0	2,456,058,234	204,984,690
60.	Reporting Entity Contributions for Employee Benefit Plans	XXX	.0	.0	.0	.0	.0	.0	.0	.0	.0
61.	Totals (Direct Business)	XXX	0	227,458,375	2,228,599,859	0	0	0	0	2,456,058,234	204,984,690
DETAILS OF WRITE-INS											
58001.		XXX									
58002.		XXX									
58003.		XXX									
58998.	Summary of remaining write-ins for Line 58 from overflow page	XXX	.0	.0	.0	.0	.0	.0	.0	.0	.0
58999.	Totals (Lines 58001 through 58003 plus 58998)(Line 58 above)	XXX	0	0	0	0	0	0	0	0	0

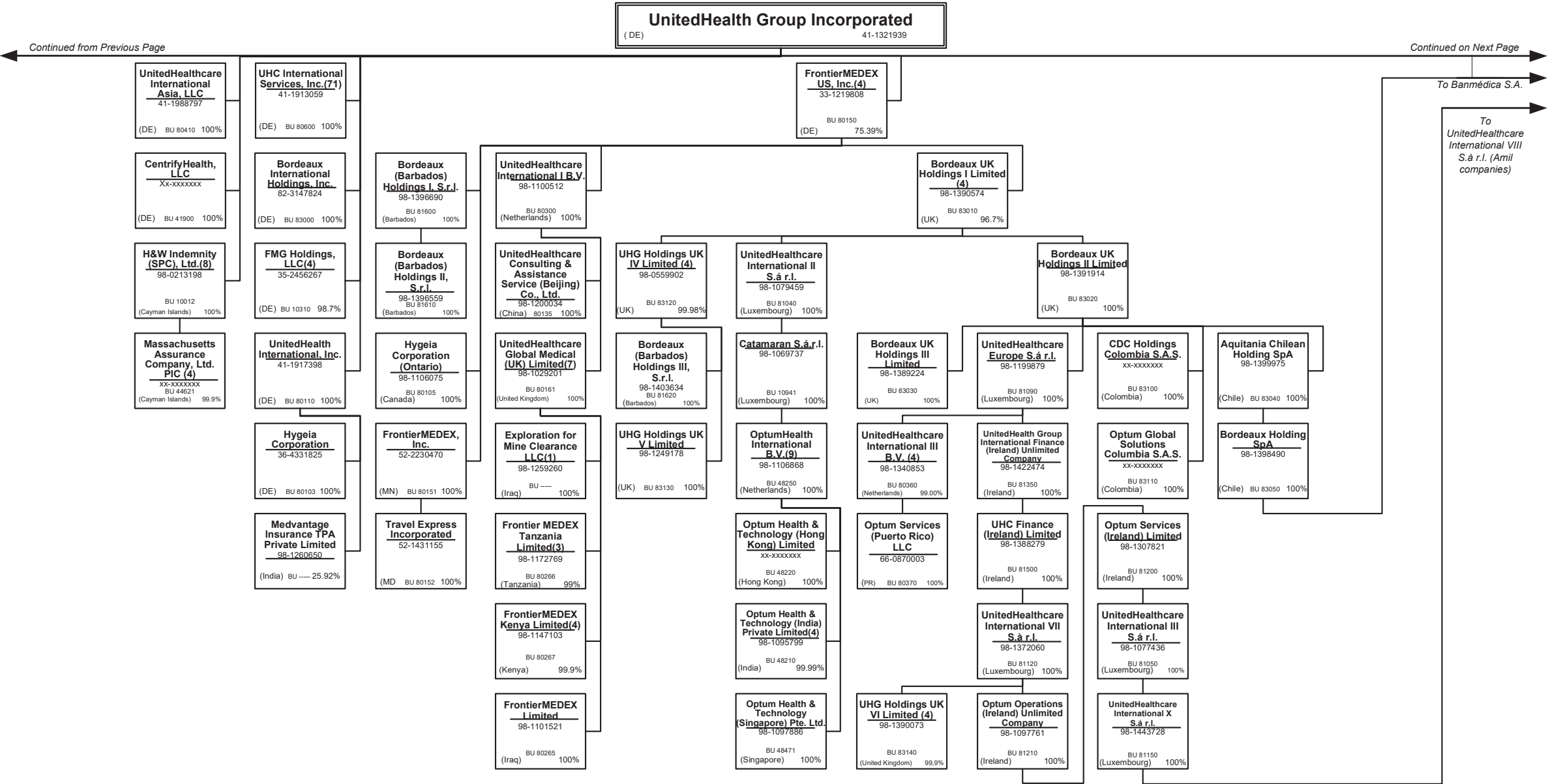
(a) Active Status Counts:
L - Licensed or Chartered - Licensed Insurance carrier or domiciled RRG.....1
E - Eligible - Reporting entities eligible or approved to write surplus lines in the state.....0
N - None of the above - Not allowed to write business in the state.....56
R - Registered - Non-domiciled RRGs.....0
Q - Qualified - Qualified or accredited reinsurer.....0

Premiums allocated by state based upon Geographic Market.

SCHEDULE Y – INFORMATION CONCERNING ACTIVITIES OF INSURER MEMBERS OF A HOLDING COMPANY GROUP
PART 1 – ORGANIZATIONAL CHART



SCHEDULE Y – INFORMATION CONCERNING ACTIVITIES OF INSURER MEMBERS OF A HOLDING COMPANY GROUP
PART 1 – ORGANIZATIONAL CHART

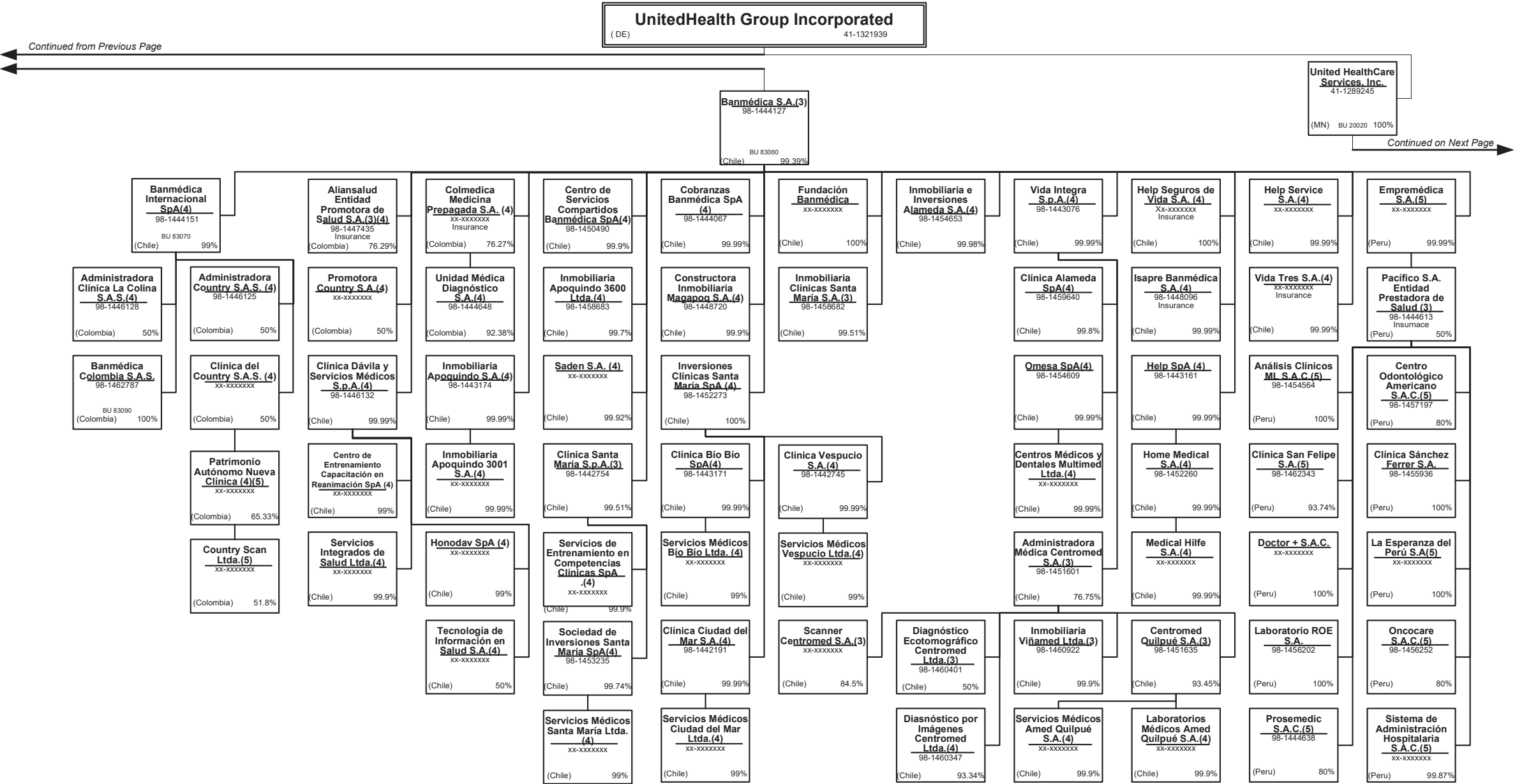


Continued from Previous Page

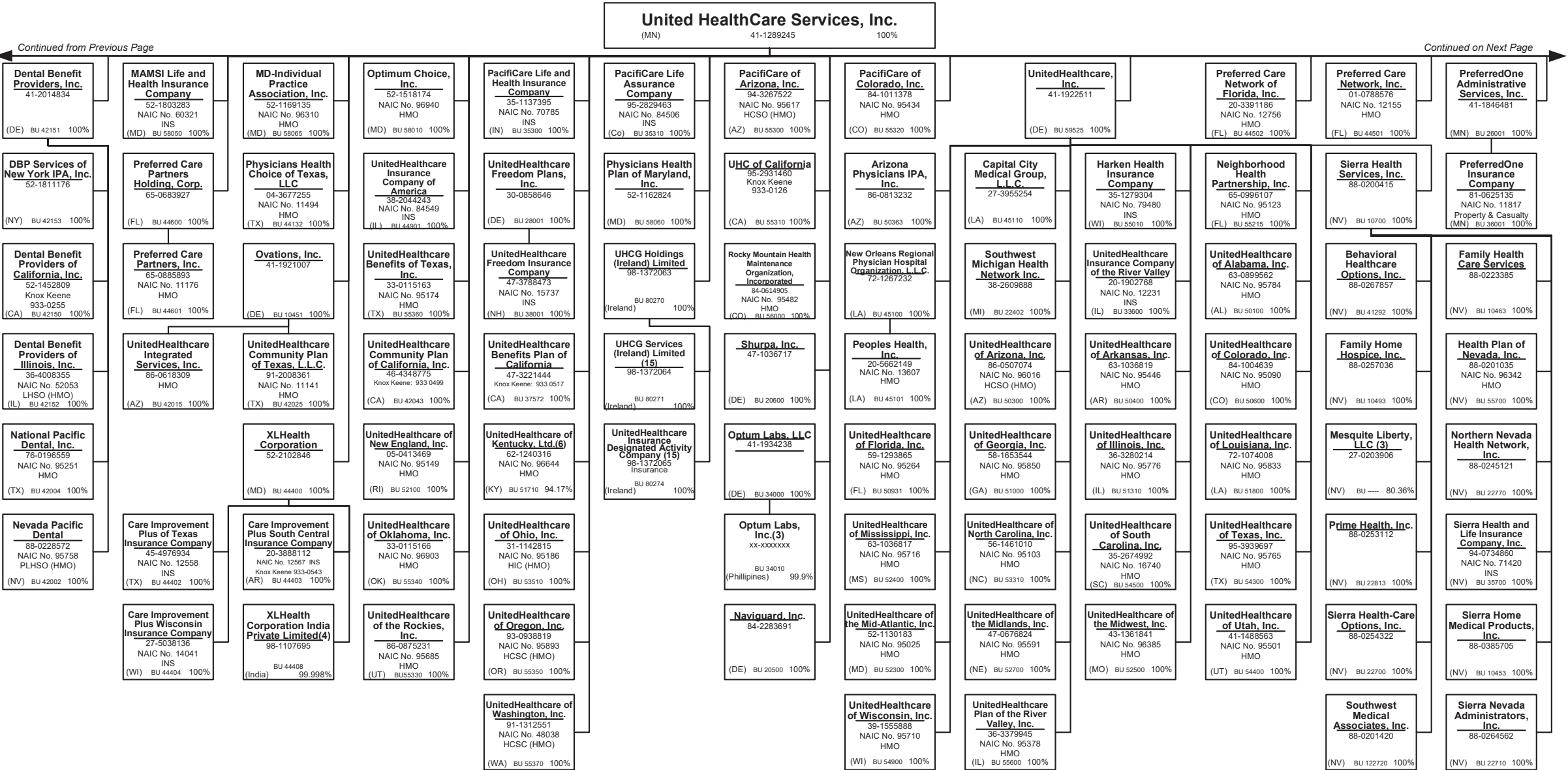
Continued on Next Page



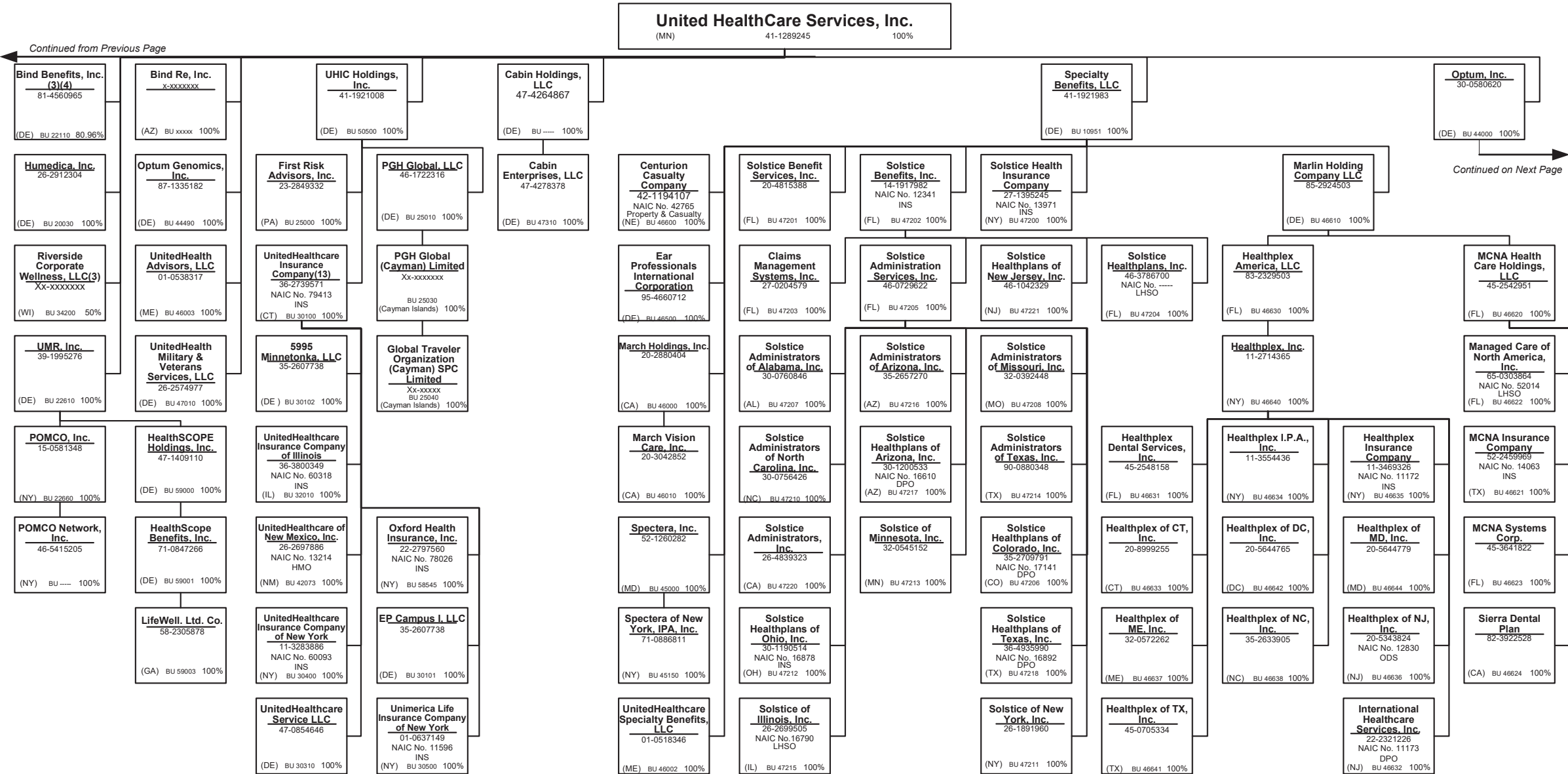
SCHEDULE Y – INFORMATION CONCERNING ACTIVITIES OF INSURER MEMBERS OF A HOLDING COMPANY GROUP
PART 1 – ORGANIZATIONAL CHART



SCHEDULE Y – INFORMATION CONCERNING ACTIVITIES OF INSURER MEMBERS OF A HOLDING COMPANY GROUP
PART 1 – ORGANIZATIONAL CHART



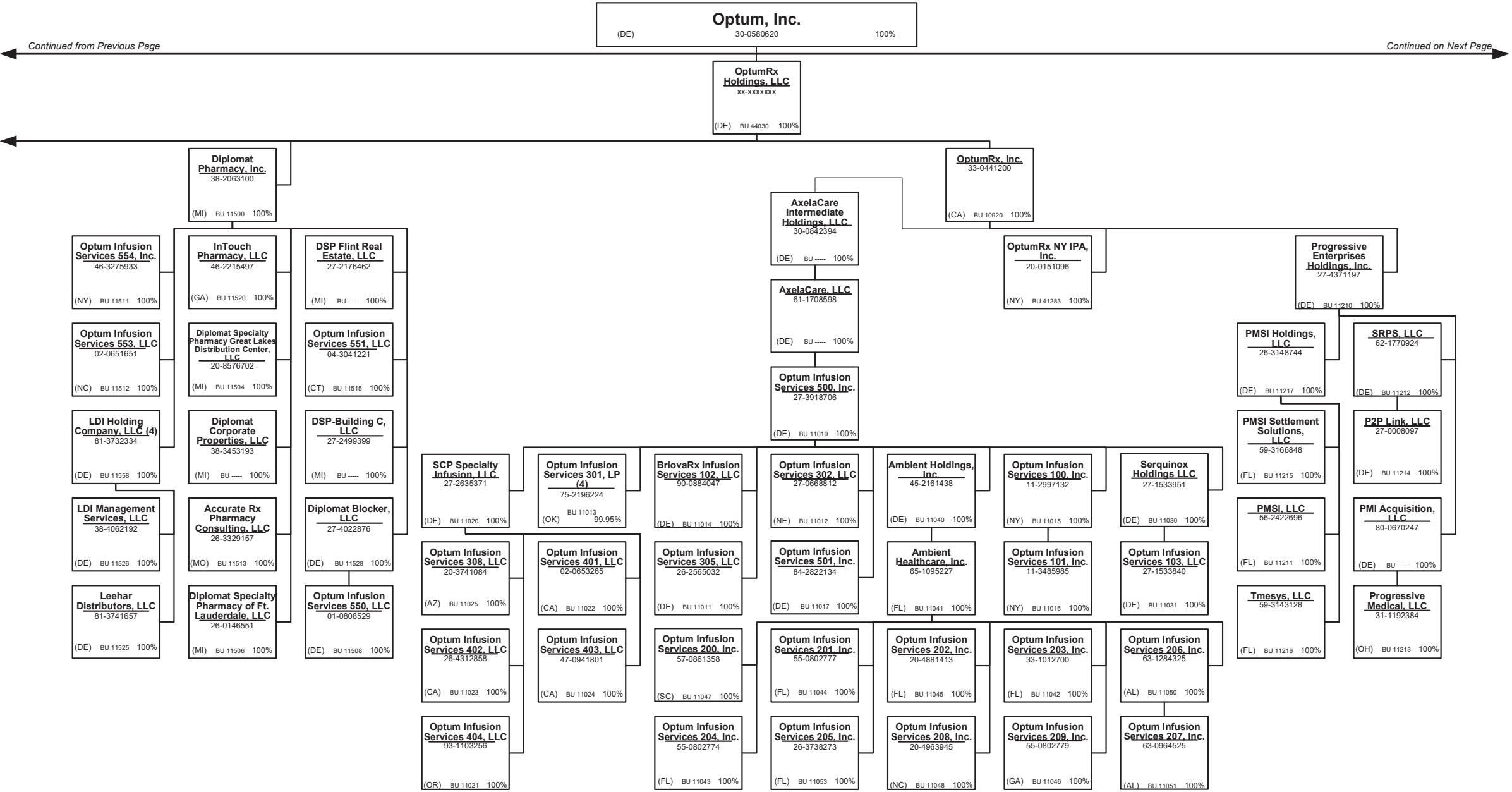
SCHEDULE Y – INFORMATION CONCERNING ACTIVITIES OF INSURER MEMBERS OF A HOLDING COMPANY GROUP
PART 1 – ORGANIZATIONAL CHART



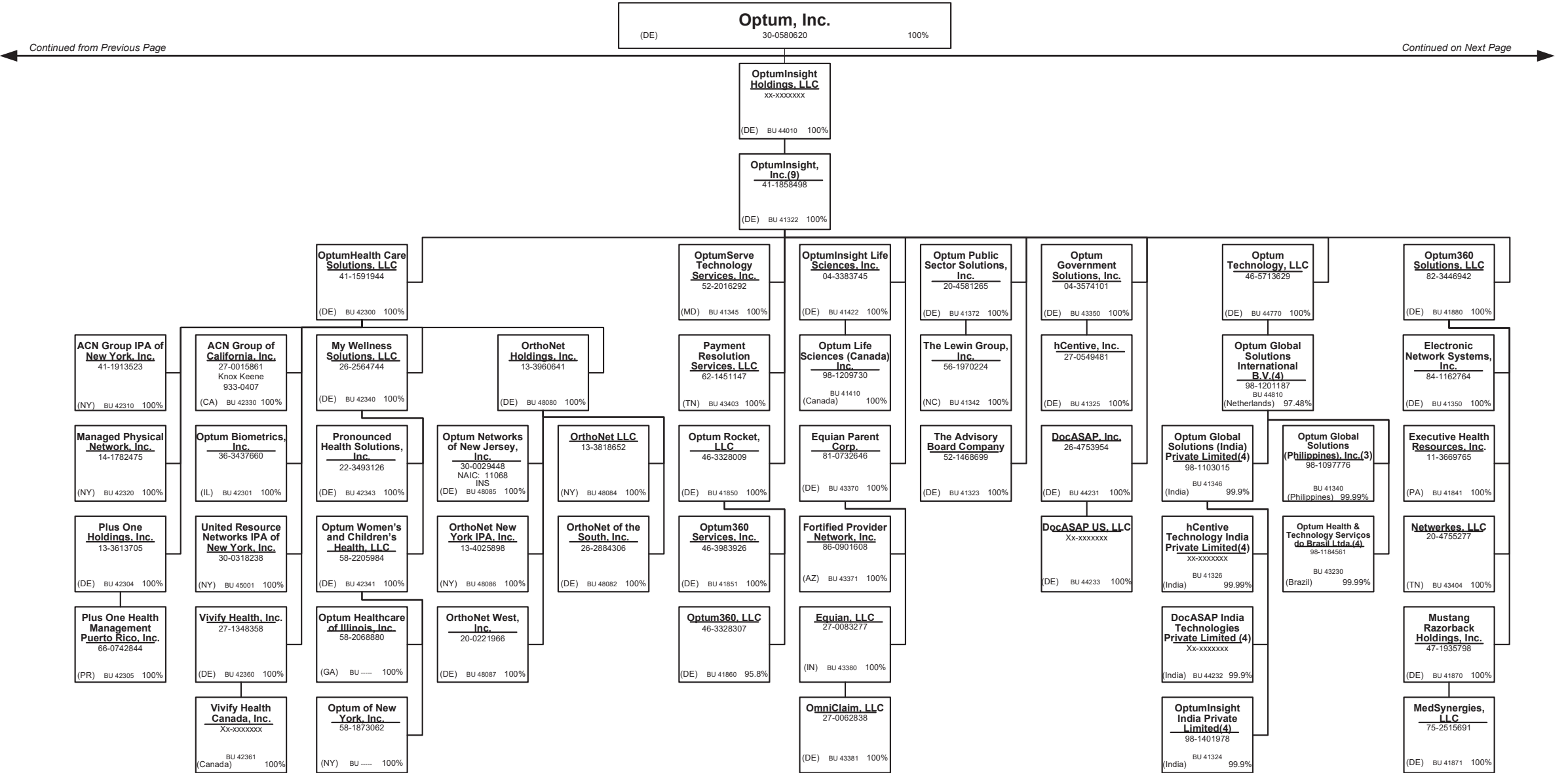
SCHEDULE Y – INFORMATION CONCERNING ACTIVITIES OF INSURER MEMBERS OF A HOLDING COMPANY GROUP
PART 1 – ORGANIZATIONAL CHART



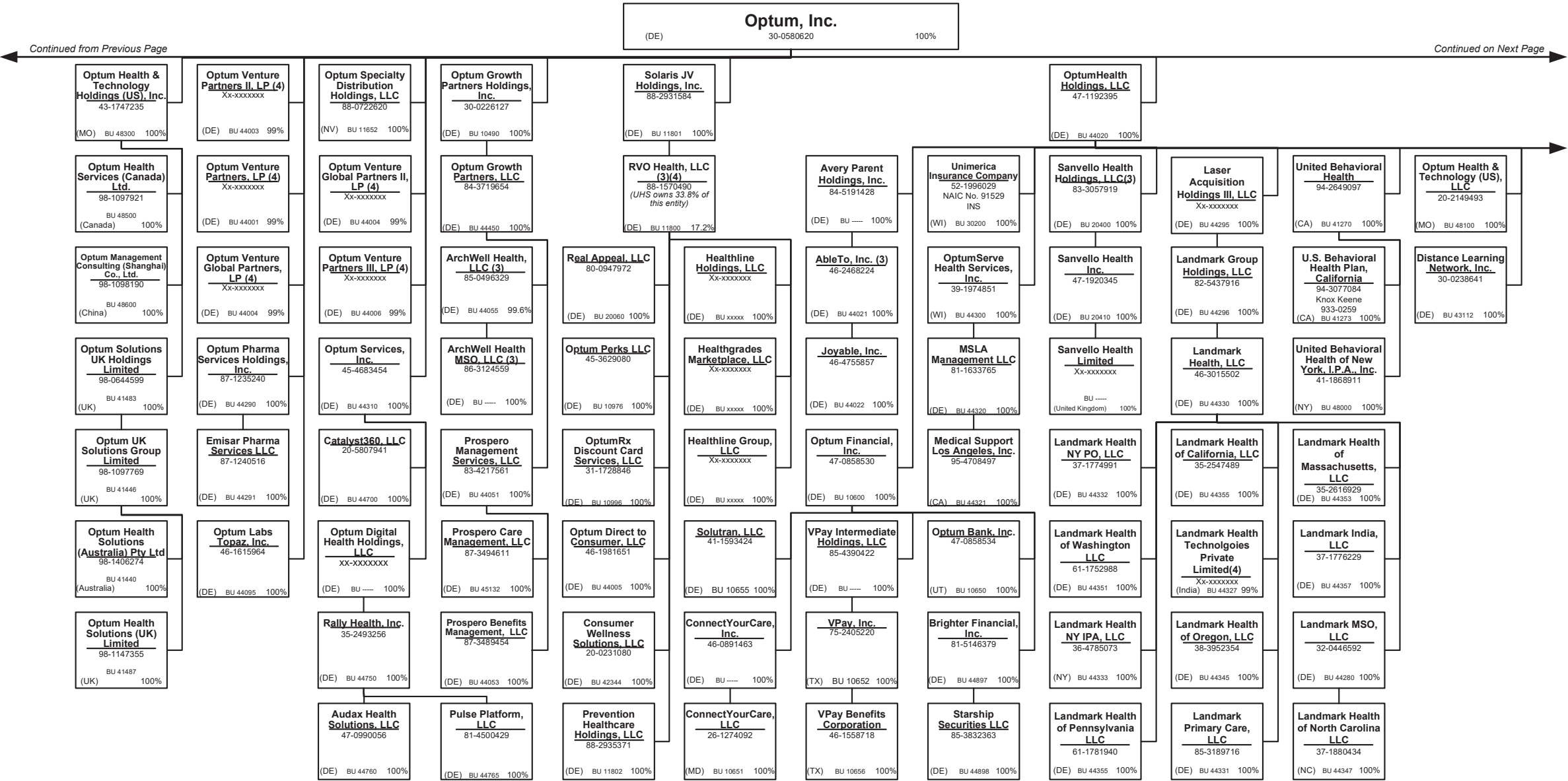
SCHEDULE Y – INFORMATION CONCERNING ACTIVITIES OF INSURER MEMBERS OF A HOLDING COMPANY GROUP
PART 1 – ORGANIZATIONAL CHART



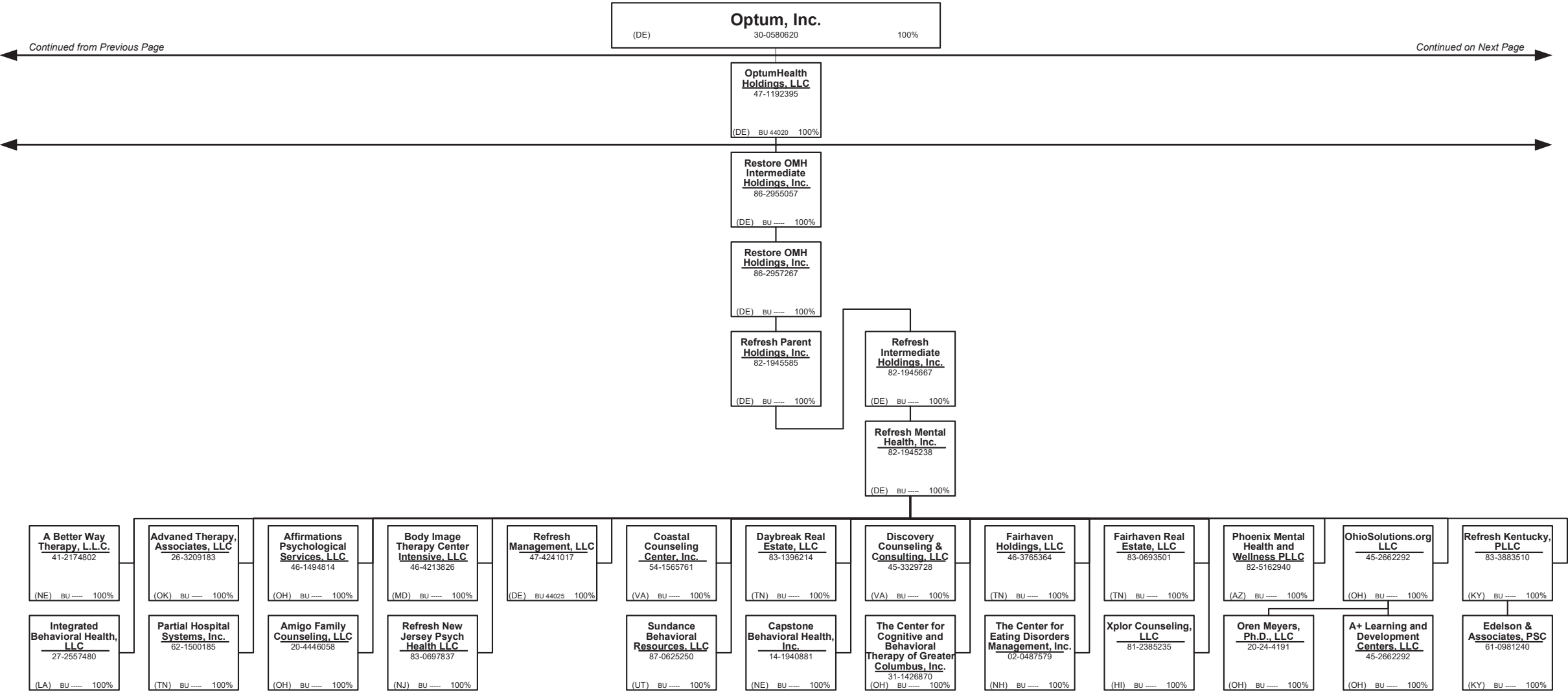
SCHEDULE Y – INFORMATION CONCERNING ACTIVITIES OF INSURER MEMBERS OF A HOLDING COMPANY GROUP
PART 1 – ORGANIZATIONAL CHART



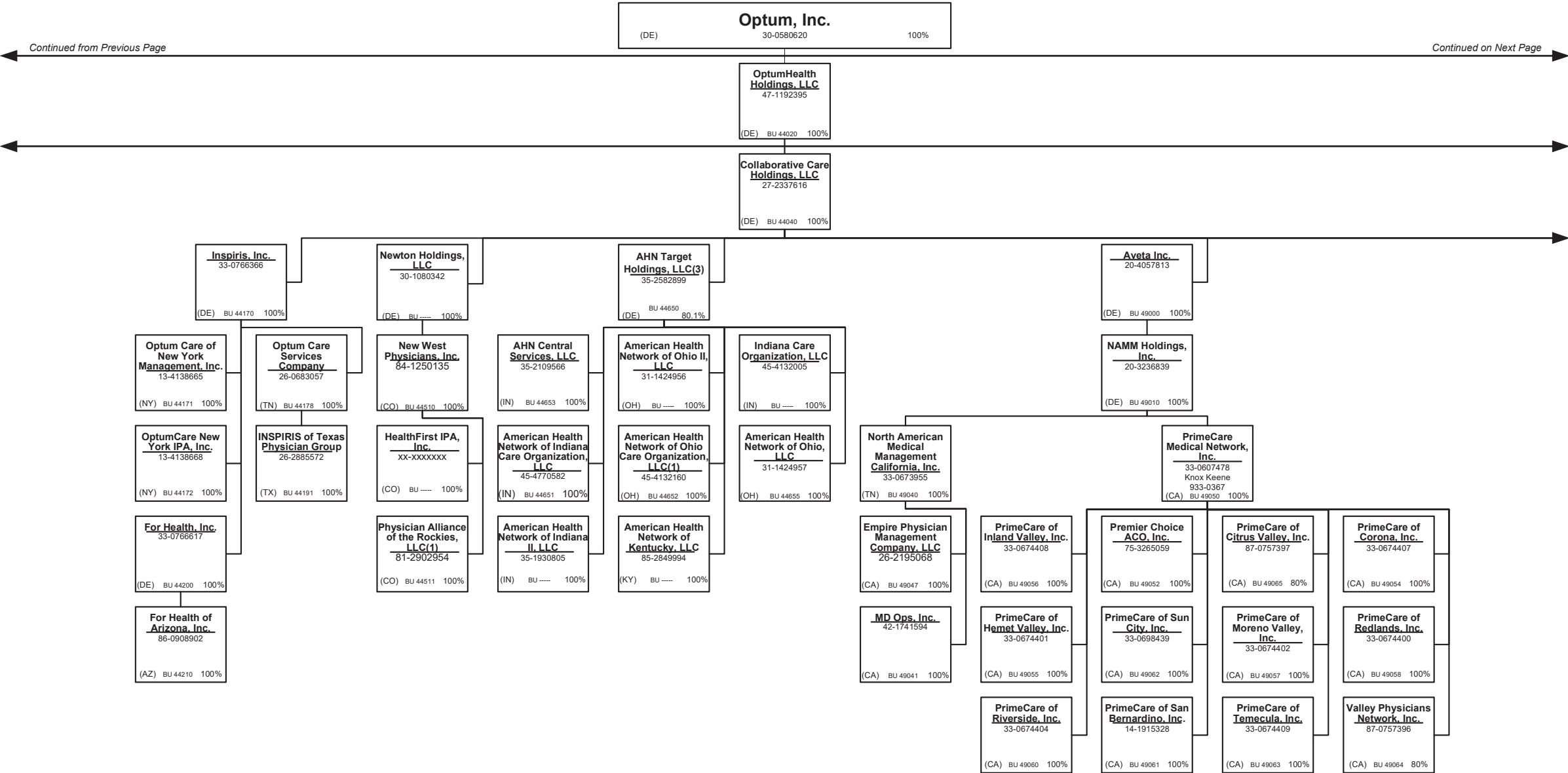
SCHEDULE Y – INFORMATION CONCERNING ACTIVITIES OF INSURER MEMBERS OF A HOLDING COMPANY GROUP
PART 1 – ORGANIZATIONAL CHART



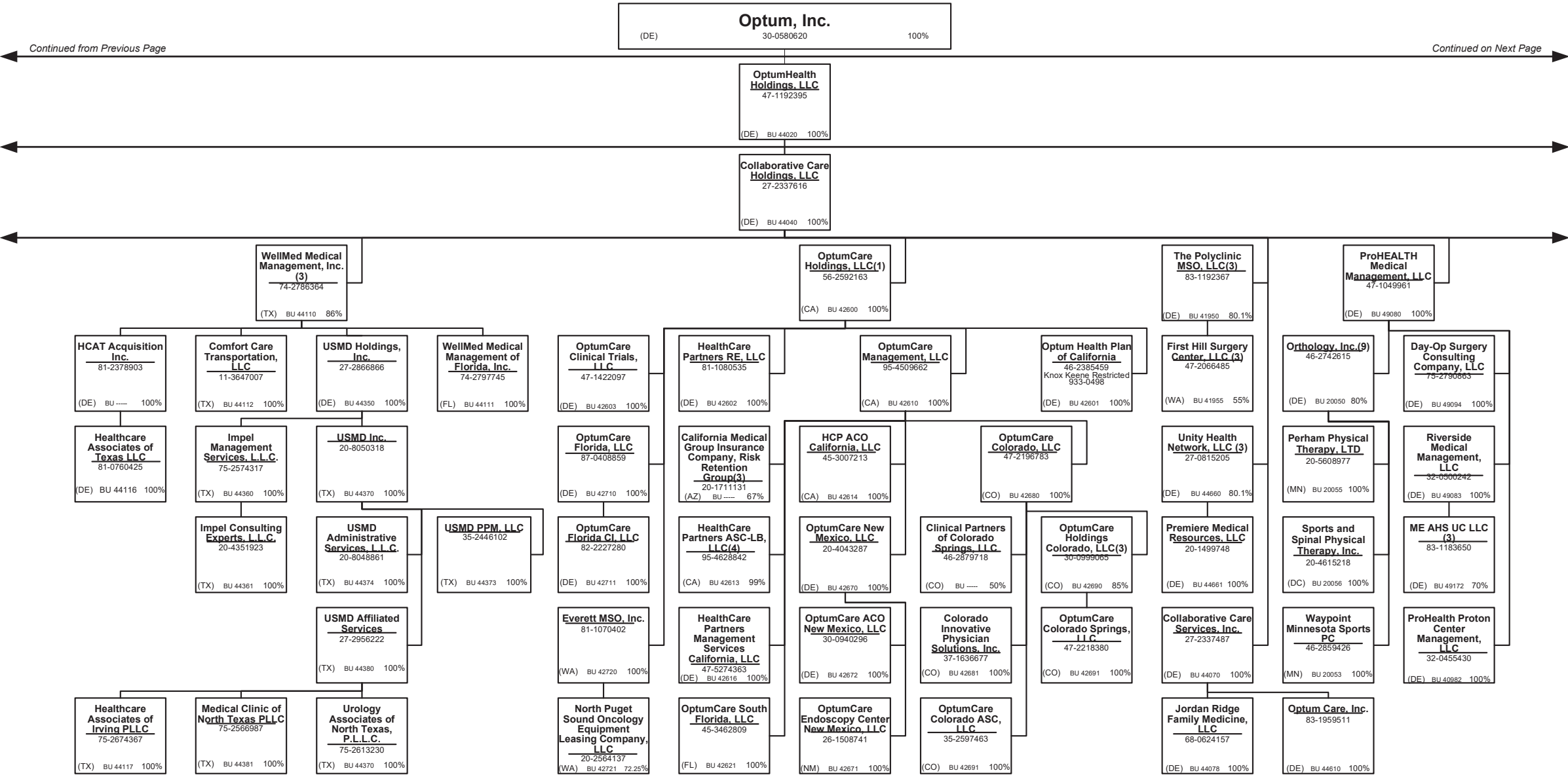
SCHEDULE Y – INFORMATION CONCERNING ACTIVITIES OF INSURER MEMBERS OF A HOLDING COMPANY GROUP
PART 1 – ORGANIZATIONAL CHART



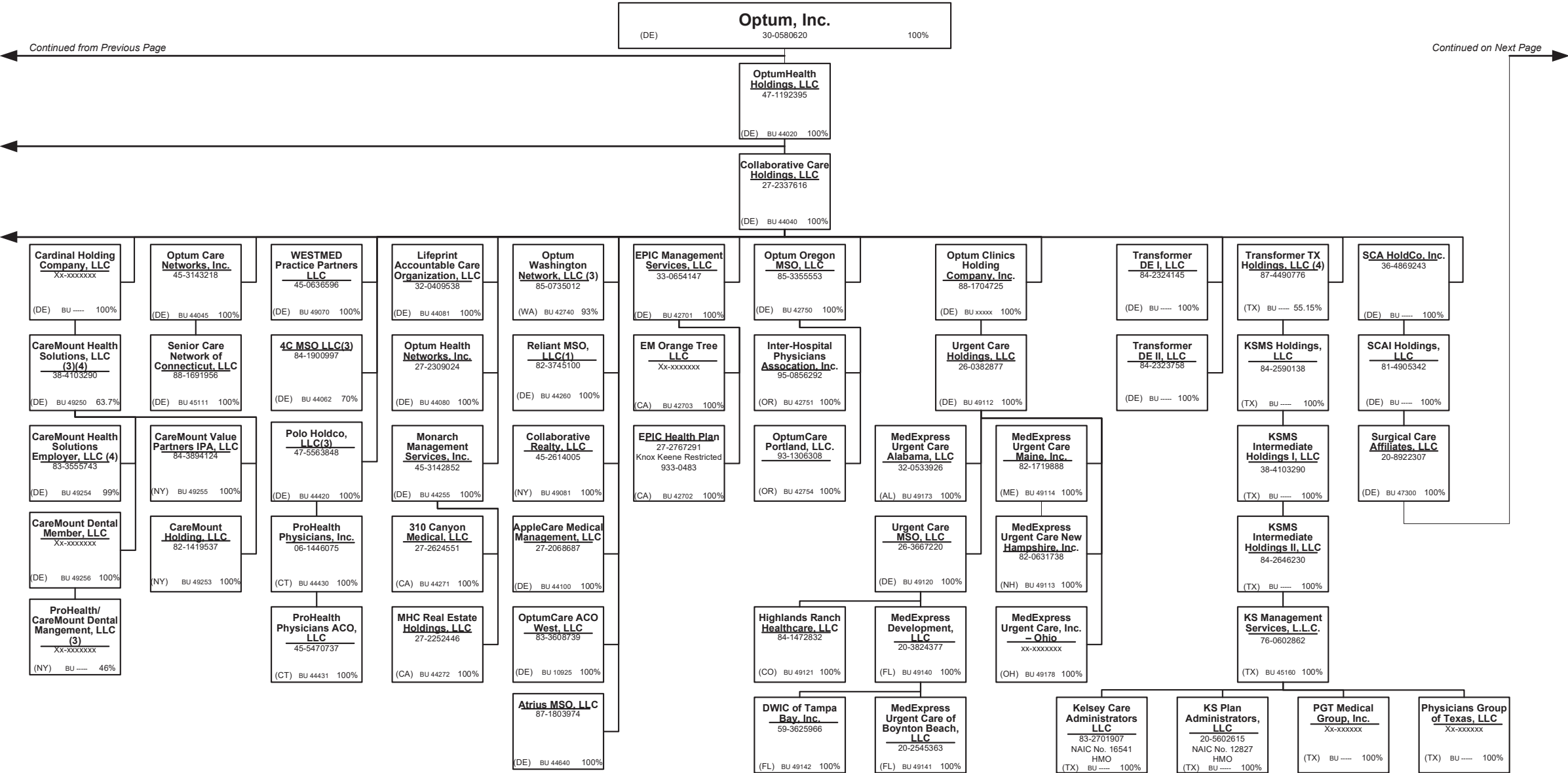
SCHEDULE Y – INFORMATION CONCERNING ACTIVITIES OF INSURER MEMBERS OF A HOLDING COMPANY GROUP
PART 1 – ORGANIZATIONAL CHART



SCHEDULE Y – INFORMATION CONCERNING ACTIVITIES OF INSURER MEMBERS OF A HOLDING COMPANY GROUP
PART 1 – ORGANIZATIONAL CHART

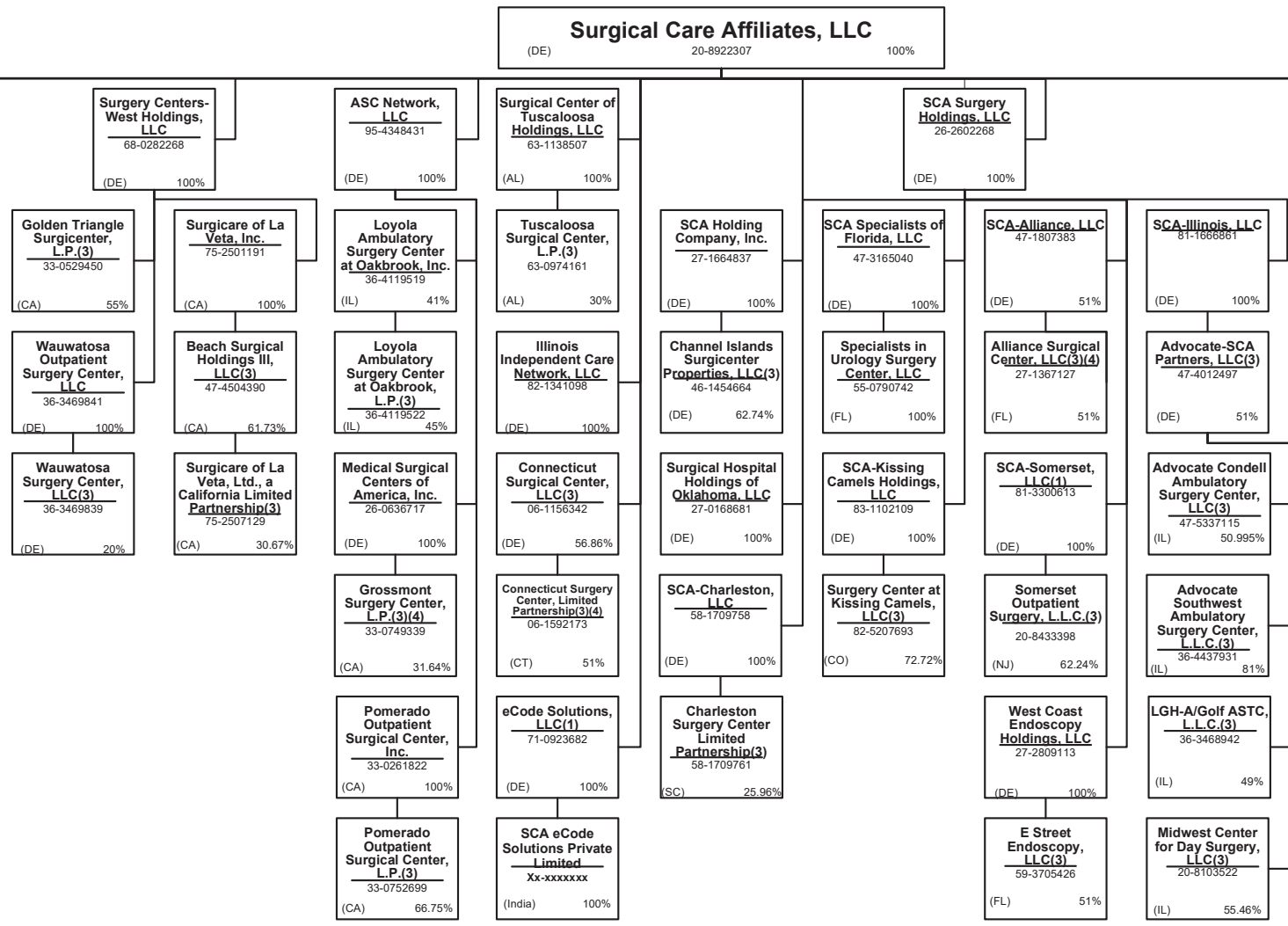


SCHEDULE Y – INFORMATION CONCERNING ACTIVITIES OF INSURER MEMBERS OF A HOLDING COMPANY GROUP
PART 1 – ORGANIZATIONAL CHART



15.13

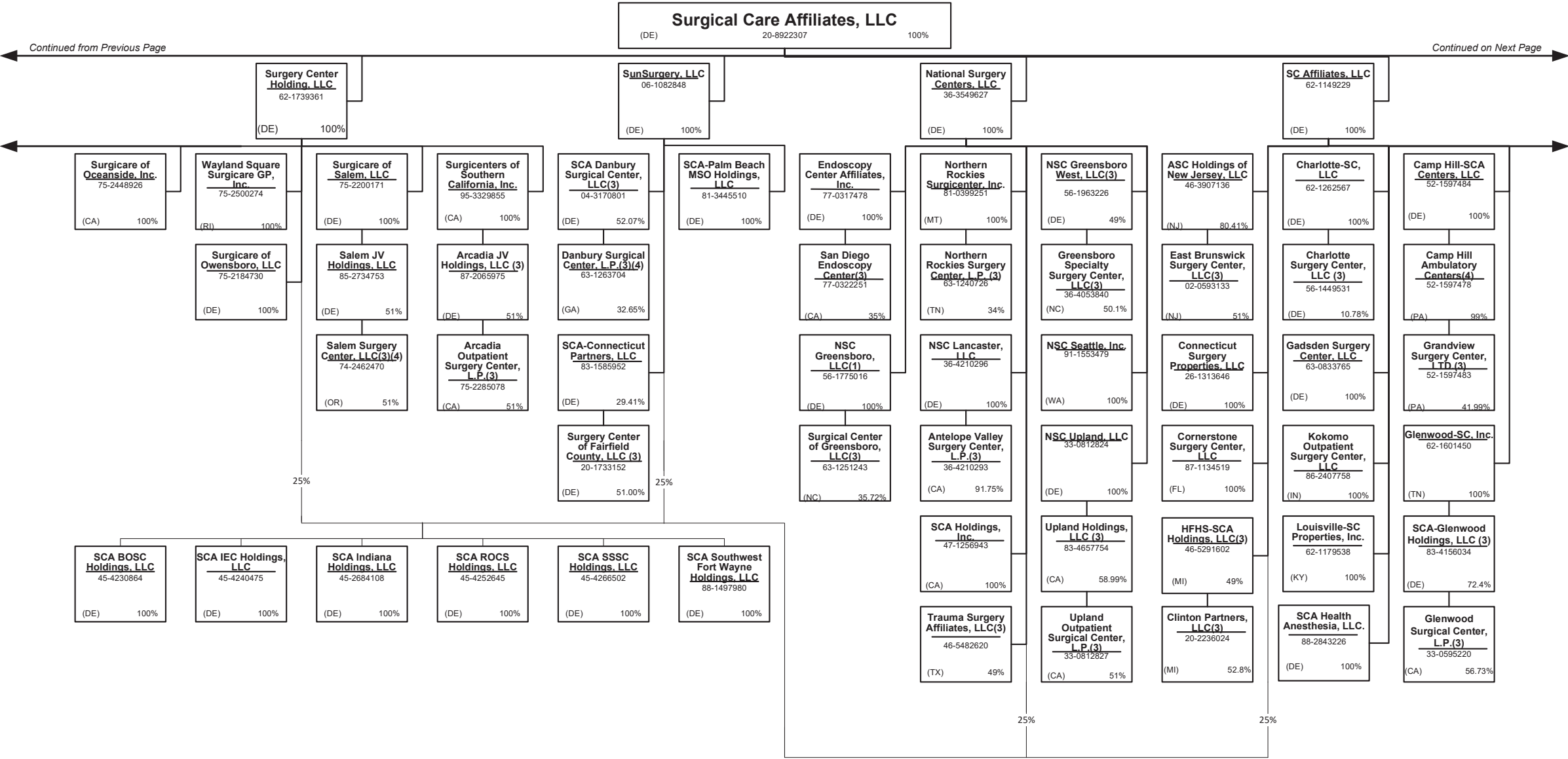
SCHEDULE Y – INFORMATION CONCERNING ACTIVITIES OF INSURER MEMBERS OF A HOLDING COMPANY GROUP
PART 1 – ORGANIZATIONAL CHART



Continued from Previous Page Continued on Next Page



SCHEDULE Y – INFORMATION CONCERNING ACTIVITIES OF INSURER MEMBERS OF A HOLDING COMPANY GROUP
PART 1 – ORGANIZATIONAL CHART




Continued from Previous Page



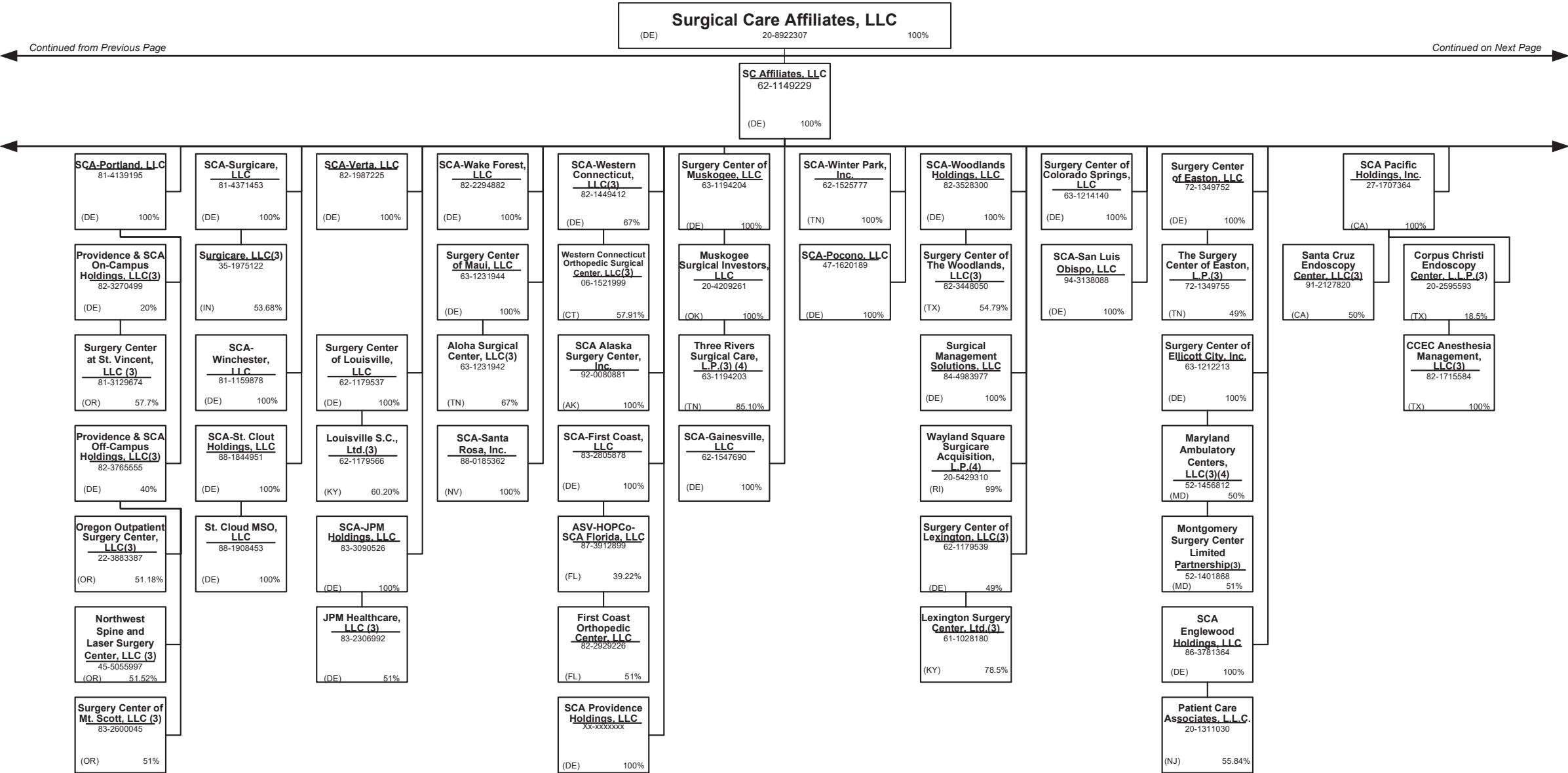
Continued from Previous Page



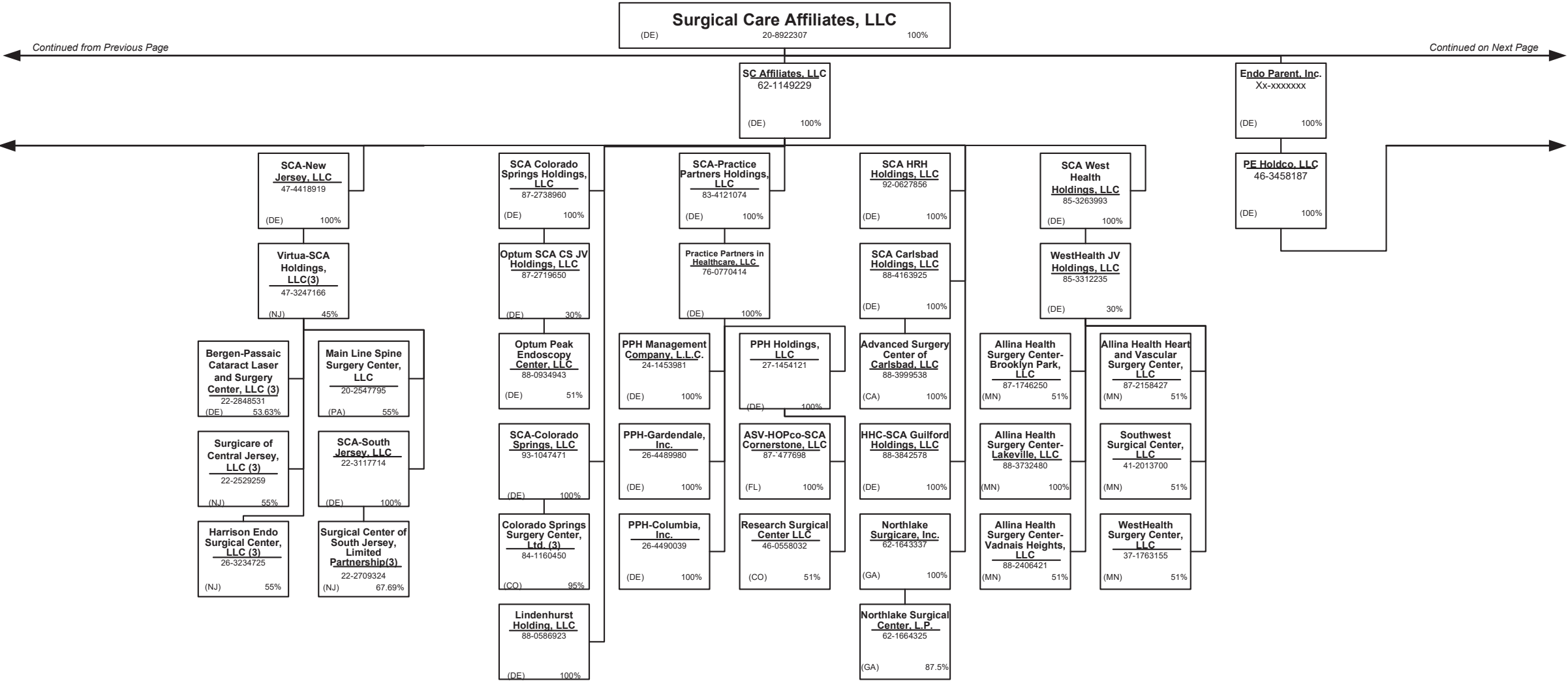
SCHEDULE Y – INFORMATION CONCERNING ACTIVITIES OF INSURER MEMBERS OF A HOLDING COMPANY GROUP
PART 1 – ORGANIZATIONAL CHART



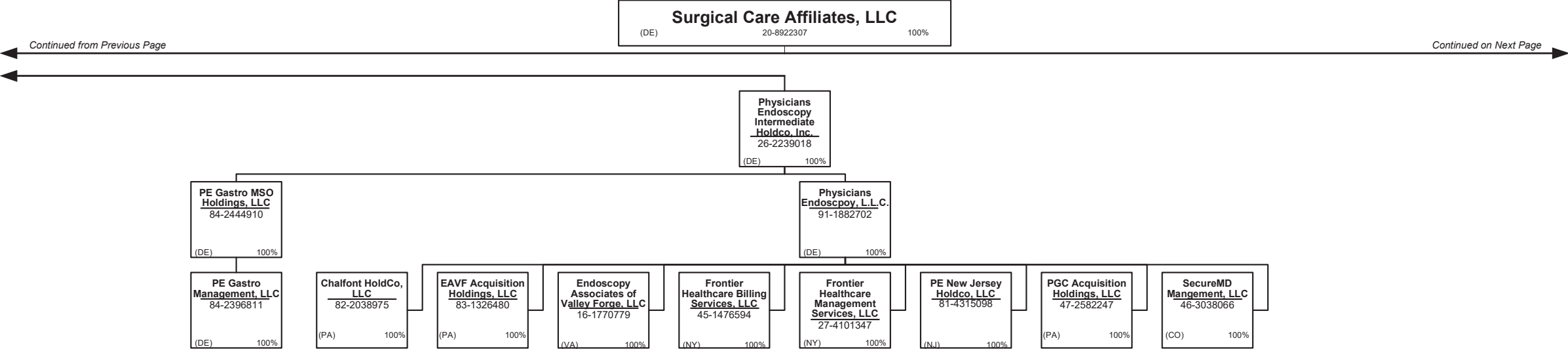
SCHEDULE Y – INFORMATION CONCERNING ACTIVITIES OF INSURER MEMBERS OF A HOLDING COMPANY GROUP
PART 1 – ORGANIZATIONAL CHART



SCHEDULE Y – INFORMATION CONCERNING ACTIVITIES OF INSURER MEMBERS OF A HOLDING COMPANY GROUP
PART 1 – ORGANIZATIONAL CHART



SCHEDULE Y – INFORMATION CONCERNING ACTIVITIES OF INSURER MEMBERS OF A HOLDING COMPANY GROUP
PART 1 – ORGANIZATIONAL CHART



Surgical Care Affiliates, LLC		
(DE)	20-8922307	100%

Continued from Previous Page

```

graph TD
    THResources[Texas Health Resources  
Non-Affiliated] -- 100% --> THRSCA[THR-SCA Holdings, LLC  
(3)(17)  
46-1096461  
(TX) 100%]
    THRSCA -- 100% --> Arlington[Arlington Surgery Center, LLC(3)  
75-2055800  
(TX) 51.75%]
    THRSCA -- 100% --> Cleburne[Cleburne Surgical Center, LLC(3)  
20-3742012  
(TX) 51%]
    THRSCA -- 100% --> DentonEndo[Denton Endoscopy Surge Center, LLC  
Xx-xxxxxxx  
(TX) 100%]
    THRSCA -- 100% --> DentonSurg[Denton Surgery Center, LLC(3)  
47-0926556  
(TX) 54.48%]
    THRSCA -- 100% --> FortWorthEndo[Fort Worth Endoscopy Centers, LLC(3)  
77-0368346  
(TX) 51%]
    THRSCA -- 100% --> Greenville[Greenville Surgery Center, LLC(3)  
74-2411643  
(TX) 63.75%]
    THRSCA -- 100% --> NorthDallas[North Dallas Surgical Center, LLC(3)  
27-2248103  
(DE) 55.38%]
    THRSCA -- 100% --> Ophtho[Dallas, LLC(3)  
26-1914835  
(TX) 51%]
    THRSCA -- 100% --> ParkHill[Park Hill Surgery Center, LLC(3)  
45-1484375  
(TX) 51%]
    THRSCA -- 100% --> SouthArlington[South Arlington Surgical Providers, LLC  
75-2723958  
(TX) 51%]
    THRSCA -- 100% --> SurgCare[Surgical Caregivers of Fort Worth, LLC(3)  
75-1925497  
(TX) 51%]
    THRSCA -- 100% --> TexasHealthCraig[Texas Health Craig Ranch Surgery Center, LLC(3)  
38-3897811  
(TX) 51.50%]
    THRSCA -- 100% --> TexasHealthFlower[Texas Health Flower Mound Orthopedic Surgery Center, LLC(3)  
80-0866449  
(TX) 51%]
    THRSCA -- 100% --> TexasHealthOrtho[Texas Health Orthopedic Surgery Center Alliance, LLC(3)  
81-4977249  
(TX) 51%]
    THRSCA -- 100% --> TexasHealthSurgBedford[Texas Health Surgery Center Bedford, LLC(3)  
82-1307876  
(TX) 51.41%]
    THRSCA -- 100% --> TexasHealthSurgChisholm[Texas Health Surgery Center Chisholm Trail, LLC(3)  
85-1225852  
(TX) 56%]
    THRSCA -- 100% --> TexasHealthSurgIrving[Texas Health Surgery Center Irving, LLC(3)  
83-1085415  
(TX) 51%]
    THRSCA -- 100% --> TexasHealthSurgLasColinas[Texas Health Surgery Center Las Colinas, LLC  
83-0781259  
(TX) 100%]
    THRSCA -- 100% --> TexasHealthSurgPreston[Texas Health Surgery Center Preston Plaza, LLC(3)  
20-3991622  
(TX) 55.20%]
    THRSCA -- 100% --> TexasHealthSurgRockwall[Texas Health Surgery Center Rockwall, LLC(3)  
47-4425996  
(TX) 51%]
    THRSCA -- 100% --> TexasHealthSurgSouthwestFortWorth[Texas Health Surgery Center Southwest Fort Worth, LLC  
84-3814490  
(TX) 22.45%]
    THRSCA -- 100% --> TexasHealthSurgWaxahachie[Texas Health Surgery Center Waxahachie, LLC  
83-1464243  
(TX) 57%]
    THRSCA -- 100% --> TexasHealthSurgWillowPark[Texas Health Surgery Center Willow Park, LLC  
84-1953918  
(TX) 51%]
    THRSCA -- 100% --> CrossTimbers[Cross Timbers Surgery Center, LLC  
75-2882780  
(TX) 51%]
    THRSCA -- 100% --> WalnutHill[Walnut Hill Surgery Center, LLC  
36-4498777  
(TX) 51%]
    THRSCA -- 100% --> WilsonCreek[Wilson Creek Surgical Center, LLC(3)  
27-4816583  
(TX) 51%]
    THRSCA -- 100% --> Mansfield[Mansfield Endoscopy Center, LLC  
86-1354607  
(TX) 51%]
  
```

The organizational chart for Texas Health Resources and its subsidiaries is structured as follows:

- Texas Health Resources** (Non-Affiliated)
 - 100% ownership of **THR-SCA Holdings, LLC (3)(17)** (46-1096461, (TX) 100%)
 - 100% ownership of **Arlington Surgery Center, LLC(3)** (75-2055800, (TX) 51.75%)
 - 100% ownership of **Cleburne Surgical Center, LLC(3)** (20-3742012, (TX) 51%)
 - 100% ownership of **Denton Endoscopy Surge Center, LLC** (Xx-xxxxxxx, (TX) 100%)
 - 100% ownership of **Denton Surgery Center, LLC(3)** (47-0926556, (TX) 54.48%)
 - 100% ownership of **Fort Worth Endoscopy Centers, LLC(3)** (77-0368346, (TX) 51%)
 - 100% ownership of **Greenville Surgery Center, LLC(3)** (74-2411643, (TX) 63.75%)
 - 100% ownership of **North Dallas Surgical Center, LLC(3)** (27-2248103, (DE) 55.38%)
 - 100% ownership of **Ophthalmology Surgery Center of Dallas, LLC(3)** (26-1914835, (TX) 51%)
 - 100% ownership of **Park Hill Surgery Center, LLC(3)** (45-1484375, (TX) 51%)
 - 100% ownership of **South Arlington Surgical Providers, LLC** (75-2723958, (TX) 51%)
 - 100% ownership of **Surgical Caregivers of Fort Worth, LLC(3)** (75-1925497, (TX) 51%)
 - 100% ownership of **Texas Health Craig Ranch Surgery Center, LLC(3)** (38-3897811, (TX) 51.50%)
 - 100% ownership of **Texas Health Flower Mound Orthopedic Surgery Center, LLC(3)** (80-0866449, (TX) 51%)
 - 100% ownership of **Texas Health Orthopedic Surgery Center Alliance, LLC(3)** (81-4977249, (TX) 51%)
 - 100% ownership of **Texas Health Surgery Center Bedford, LLC(3)** (82-1307876, (TX) 51.41%)
 - 100% ownership of **Texas Health Surgery Center Chisholm Trail, LLC(3)** (85-1225852, (TX) 56%)
 - 100% ownership of **Texas Health Surgery Center Irving, LLC(3)** (83-1085415, (TX) 51%)
 - 100% ownership of **Texas Health Surgery Center Las Colinas, LLC** (83-0781259, (TX) 100%)
 - 100% ownership of **Texas Health Surgery Center Preston Plaza, LLC(3)** (20-3991622, (TX) 55.20%)
 - 100% ownership of **Texas Health Surgery Center Rockwall, LLC(3)** (47-4425996, (TX) 51%)
 - 100% ownership of **Texas Health Surgery Center Southwest Fort Worth, LLC** (84-3814490, (TX) 22.45%)
 - 100% ownership of **Texas Health Surgery Center Waxahachie, LLC** (83-1464243, (TX) 57%)
 - 100% ownership of **Texas Health Surgery Center Willow Park, LLC** (84-1953918, (TX) 51%)
 - 100% ownership of **Cross Timbers Surgery Center, LLC** (75-2882780, (TX) 51%)
 - 100% ownership of **Walnut Hill Surgery Center, LLC** (36-4498777, (TX) 51%)
 - 100% ownership of **Wilson Creek Surgical Center, LLC(3)** (27-4816583, (TX) 51%)
 - 100% ownership of **Mansfield Endoscopy Center, LLC** (86-1354607, (TX) 51%)

SCHEDULE Y – INFORMATION CONCERNING ACTIVITIES OF INSURER MEMBERS OF A HOLDING COMPANY GROUP

PART 1 – ORGANIZATIONAL CHART

Professionally Owned Entities

Entity Name	Juris.	Federal Tax ID	Entity Name	Juris.	Federal Tax ID
4C Medical Group, PLC	AZ	45-2402948	Carroll Counseling Center LLC	MD	52-2072546
A.G. Dikengil, Inc.	NJ	22-3149900	Centers for Family Medicine, GP	CA	33-0483510
AbleTo Behavioral Health Services of Michigan, P.C.	MI	85-4328419	Cielo House, Inc.	CA	87-2440218
AbleTo Behavioral Health Services of New Jersey, P.C.	NJ	85-4306375	Cognitive-Behavioral Therapy Center of Western North Carolina, P.A.	NC	20-3056794
AbleTo Behavioral Health Services, PC	CT	47-5519672	Columbia Counseling Center P.A.	MD	52-2052733
AbleTo Licensed Clinical Social Worker Services, P.C.	CA	85-0739865	Connect Medical, P.C.	NY	32-0551188
AbleTo Psychiatry Health Services, P.C.	MA	88-2290313	David C. Anderholm, M.D., P.A.	MN	41-1879063
AHN Accountable Care Organization, LLC	IN	45-4171713	David Moen, M.D. P.C.	NY	81-5101448
Aleph Psychological Services Inc.	CA	46-3477124	David R. Ferrell, M.D., P.C.	NV	45-2380022
American Health Network of Indiana, LLC	IN	35-2108729	Day-OP Center Of Long Island Inc.	NY	11-2811353
AppleCare Hospitalists Medical Group, Inc.	CA	14-1890491	DBT and EMDR Specialists, P.A.	MN	47-3322541
AppleCare Medical ACO, LLC	CA	45-2852872	Durable Medical Equipment, Inc.	MA	04-3106404
AppleCare Medical Group St. Francis, Inc.	CA	33-0845269	Elite Focus Clinic, Inc., a Professional Corporation	CA	47-3861802
AppleCare Medical Group, Inc.	CA	33-0898174	Empire Physicians' Medical Group, Inc.	CA	33-0181426
ArchWell Health Professional Services Holding Co.	DE	86-3278602	Eugene Center of Anxiety and Stress, LLC	OR	83-2740282
ArchWell Health Professional Services of Alabama, LLC	AL	86-3152173	Eugene Therapy, LLC	OR	90-0624377
ArchWell Health Professional Services of Arizona, LLC	AZ	87-2986923	Everett Physicians, Inc. P.S.	WA	81-1625636
ArchWell Health Professional Services of Kansas, P.A.	KS	86-3241870	Evolve, LLC	WI	61-1752488
ArchWell Health Professional Services of Nebraska, LLC	NE	87-3065955	Family Counseling Associates of Salem Andover LLC	NH	27-0820363
ArchWell Health Professional Services of Nevada, P.C.	NV	88-1285211	Ferrell Physician Services, P.C.	NY	87-4007730
ArchWell Health Professional Services of North Carolina, P.C.	NC	86-3222071	First Hill Surgery Center, LLC	WA	47-2066485
ArchWell Health Professional Services of Oklahoma, LLC	OK	86-3190019	First Step Services, LLC	NC	51-0484581
ARTA Western California, Inc.	CA	33-0658815	Greater Phoenix Collaborative Care, P.C.	AZ	27-2337725
Aspectus, Inc.	MA	04-3403101	HealthCare Partners Affiliates Medical Group	CA	95-4526112
Atrius Health, Inc.	MA	n/a	HealthCare Partners ASC-HB, LLC	CA	26-4247365
Beaver Medical Group, P.C.	CA	33-0645967	HealthCare Partners Associates Medical Group, P.C.	CA	45-5273760
Behavioral Solutions, P.C.	MA	04-3316367	HealthCare Partners Medical Group, P.C.	CA	95-4340584
Better Health Value Network, LLC	WA	47-4349079	Heron Ridge Assoc., P.L.C.	MI	80-0020865
Bexar Imaging Center, LLC	TX	22-3858211	Homecare Dimensions of Florida, Inc.	TX	81-0884465
California Spring Holdings, PC	CA	81-0881243	Homecare Dimensions, Inc.	TX	74-2758644
Carbondale Counseling Associates LLC	IL	47-1130641	IN Style OPTICAL, LLC	MA	27-3296953
CareMount Health Solutions ACO, LLC	NY	n/a	Inland Faculty Medical Group, Inc.	CA	33-0618077
Carolina Behavioral Care, P.A.	NC	56-1780933	Inspiris Medical Services of New Jersey, P.C.	NJ	45-2563134

SCHEDULE Y – INFORMATION CONCERNING ACTIVITIES OF INSURER MEMBERS OF A HOLDING COMPANY GROUP
PART 1 – ORGANIZATIONAL CHART

Professionally Owned Entities

Entity Name	Juris.	Federal Tax ID	Entity Name	Juris.	Federal Tax ID
INSPIRIS of Michigan Medical Services, P.C.	MI	27-1561674	Level2 Medical Services, P.A.	DE	84-5003916
INSPIRIS of New York Medical Services, P.C.	NY	13-4168739	Level2 Medical Services, P.A. New Jersey	NJ	87-2684015
INSPIRIS of Pennsylvania Medical Services, P.C.	PA	26-2895670	Level2 Medical Services, P.C. Alaska	AK	87-2600511
Jonathan E. Goldberg, Ph.D., Inc.	MA	26-3013277	Level2 Medical Services, P.C. California	CA	84-5003916
Joyce Marter & Associates, P.C.	IL	26-3478896	Level2 Medical Services, P.C. Utah	UT	87-0989804
K.P. Counseling, Ltd.	IL	30-0089259	Life Strategies Counseling, Inc.	AR	20-0468524
Kelsey-Seybold Medical Group, PLLC	TX	76-0386391	LifeSolutions Counseling Associates, P.C.	IN	26-3292877
KS Pharm, LLC	TX	84-2355006	March Vision Care Group, Incorporated	CA	95-4874334
KS SC, LLC	TX	84-2241460	March Vision Care IPA, Inc.	NY	27-3115058
Landmark Medical of Arkansas, P.A.	AR	85-0997438	March Vision Care of Texas, Inc.	TX	45-4227915
Landmark Medical of California, PC	CA	47-4553619	MAT-RX DEVELOPMENT, L.L.C.	TX	43-1967820
Landmark Medical of Connecticut, PC	CT	83-2295301	Mat-Rx Fort Worth GP, L.L.C.	TX	35-2262695
Landmark Medical of Florida, P.A.	FL	85-0838149	ME Urgent Care Nebraska, Inc.	NE	81-0936574
Landmark Medical of Idaho, PC	ID	92-0496439	MedExpress Employed Services, Inc.	DE	81-1265129
Landmark Medical of Kansas, P.A.	KS	82-4633545	MedExpress Primary Care Arizona, P.C.	AZ	81-4550969
Landmark Medical of Kentucky, PSC	KY	82-4881602	MedExpress Primary Care Arkansas, P.A.	AR	84-4234388
Landmark Medical of Louisiana, a Professional Corporation	LA	82-4881732	MedExpress Primary Care Kansas, P.A.	KS	81-4605885
Landmark Medical of Massachusetts, PLLC	MA	81-5364097	MedExpress Primary Care Maryland, P.C.	MD	82-3384324
Landmark Medical of Michigan, P.C.	MI	86-3599871	MedExpress Primary Care Massachusetts, P.C.	MA	82-1096099
Landmark Medical of Mississippi, P.C.	MS	82-5084178	MedExpress Primary Care Minnesota P.C.	MN	81-4396738
Landmark Medical of Missouri, P.C.	MO	82-4857713	MedExpress Primary Care Oklahoma, P.C.	OK	83-1077265
Landmark Medical of New Hampshire, P.C.	NH	85-1174070	MedExpress Primary Care South Carolina, P.C.	SC	83-0764858
Landmark Medical of North Carolina, P.C.	NC	82-4256752	MedExpress Primary Care Texas, P.A.	TX	84-2500750
Landmark Medical of Ohio, Professional Corporation	OH	82-4864947	MedExpress Primary Care Virginia, P.C.	VA	82-3395792
Landmark Medical of Oregon, PC	OR	47-2926188	MedExpress Primary Care West Virginia, Inc.	WV	82-4401181
Landmark Medical of Pennsylvania, PC	PA	81-1605378	MedExpress Primary Care Wisconsin, S.C.	WI	81-4563448
Landmark Medical of Rhode Island, PC	RI	84-2830065	MedExpress Urgent Care – New Jersey, P.C.	NJ	45-5388778
Landmark Medical of Tennessee, PC	TN	30-1288593	MedExpress Urgent Care - Northern New Jersey PC	NJ	83-2089623
Landmark Medical of Texas, PA	TX	83-2296389	MedExpress Urgent Care Arizona, P.C.	AZ	81-4030280
Landmark Medical of Utah, PC	UT	84-2660339	MedExpress Urgent Care Arkansas, P.A.	AR	46-4348120
Landmark Medical of Virginia, P.C.	VA	85-0839774	MedExpress Urgent Care California, P.C.	CA	82-0930142
Landmark Medical of Washington, PC	WA	47-3028655	MedExpress Urgent Care Connecticut, P.C.	CT	81-1956812
Landmark Medical, P.C.	NY	47-1588943	MedExpress Urgent Care Idaho, P.C.	ID	82-1135336

SCHEDULE Y – INFORMATION CONCERNING ACTIVITIES OF INSURER MEMBERS OF A HOLDING COMPANY GROUP

PART 1 – ORGANIZATIONAL CHART

Professionally Owned Entities

Entity Name	Juris.	Federal Tax ID	Entity Name	Juris.	Federal Tax ID
MedExpress Urgent Care Illinois, P.C.	IL	47-4308614	Monarch Health Plan, Inc.	CA	22-3935634
MedExpress Urgent Care Iowa, P.C.	IA	81-5353472	Monarch HealthCare, A Medical Group, Inc.	CA	33-0587660
MedExpress Urgent Care Kansas, P.A.	KS	47-1919283	Monika Roots, M.D., P.C.	CA	84-4887072
MedExpress Urgent Care Minnesota P.C.	MN	81-1125396	Mosaic Management Services, Inc.	CA	20-5892451
MedExpress Urgent Care Missouri P.C.	MO	47-3132625	NAMM Medical Group Holdings, Inc.	CA	56-2627070
MedExpress Urgent Care North Carolina, P.C.	NC	81-5138747	NAMM MGH, Inc.	CA	61-1627269
MedExpress Urgent Care Oregon, P.C.	OR	82-1919436	naviHealth Michigan HBPC, P.C.	MI	84-3469040
MedExpress Urgent Care Rhode Island, P.C.	RI	81-5362765	NC Center For Resiliency, PLLC	NC	47-2693055
MedExpress Urgent Care South Carolina, P.C.	SC	81-5380706	New Perspectives Center for Counseling & Therapy, L.L.C.	OR	93-1173779
MedExpress Urgent Care Texas, P.A.	TX	47-5147441	New York Licensed Clinical Social Work, P.C.	NY	86-3891057
MedExpress Urgent Care Washington, P.C.	WA	82-2443118	Northlight Counseling Associates, Inc.	AZ	86-0646417
MedExpress Urgent Care Wisconsin, S.C.	WI	81-4281678	Northwest Medical Group Alliance, LLC	WA	91-1699944
MedExpress Urgent Care, Inc. – West Virginia	WV	26-4546400	NPN IPA Washington, PLLC	WA	61-1855159
MedExpress Urgent Care, P.C. – Georgia	GA	47-1804667	Oakland Psychological Clinic, P.C.	MI	38-2481929
MedExpress Urgent Care, P.C. – Indiana	IN	90-0929572	OHR Physician Group, P.C.	OR	93-0979031
MedExpress Urgent Care, P.C. – Maryland	MD	45-3461101	Optum Clinic, P.A.	TX	75-2778455
MedExpress Urgent Care, P.C. – Massachusetts	MA	47-1857908	Optum Medical Care of New Jersey, P.C.	NJ	22-3624559
MedExpress Urgent Care, P.C. – Michigan	MI	46-4793937	Optum Medical Care, P.C.	NY	13-3544120
MedExpress Urgent Care, P.C. – Oklahoma	OK	47-1824365	Optum Medical Services of California, P.C.	CA	30-0826311
MedExpress Urgent Care, P.C. – Pennsylvania	PA	26-3750502	Optum Medical Services of Colorado, P.C.	CO	45-5424191
MedExpress Urgent Care, P.C. – Tennessee	TN	45-4973138	Optum Medical Services, P.C.	NC	45-3866363
MedExpress Urgent Care, P.C. – Virginia	VA	45-3123110	Oregon Healthcare Resources, LLC	OR	27-3674492
MedExpress Urgent Care, P.S.C. - Kentucky	KY	83-1565124	PE Healthcare Associates, LLC	NY	27-4496894
MedExpress, Inc. – Delaware	DE	45-5436856	Peninsula Psychological Center, Inc., P.S.	WA	91-1885912
Memorial Healthcare IPA, GP	CA	95-4688463	Perspectives of Troy, P.C.	MI	38-2592367
Mental Health Resources, PLLC	TN	62-1396317	Physician Partners Medical Group, Inc.	CA	30-0516435
MH Physician Three Holdco, a Medical Corporation	CA	27-4691544	Physicians Care Network, L.L.C.	WA	91-1822767
MHCH, Inc.	CA	80-0507474	Physicians Medical Group of San Jose, Inc.	CA	94-2722082
MHIPA Physician Two Holdco, a Medical Corporation	CA	27-4691508	Physicians Medical Health Plan	CA	84-3715606
Mindscapes Counseling, LLC	CT	47-2117693	Physicians Medical Holdings	CA	86-2631012
Mobile Medical Services of New Jersey, PC	NJ	81-2977678	Pilot Holdings, P.C.	CA	87-3931756
Mobile Medical Services, P.C.	NY	30-0445773	Pinnacle Medical Group, Inc.	CA	33-0795271
Moen, M.D., P.C.	CA	85-3287029	Polyclinic Holdings, P.C.	WA	83-3042027

SCHEDULE Y – INFORMATION CONCERNING ACTIVITIES OF INSURER MEMBERS OF A HOLDING COMPANY GROUP**PART 1 – ORGANIZATIONAL CHART****Professionally Owned Entities**

Entity Name	Juris.	Federal Tax ID	Entity Name	Juris.	Federal Tax ID
POLYCLINIC MANAGEMENT SERVICES COMPANY, LLC	WA	46-0508606	Robert B. McBeath, M.D. II, P.C.	NV	86-0857176
Primary Care Associated Medical Group, Inc.	CA	33-0527335	Robert B. McBeath, M.D. III, P.C.	NV	46-2662506
Prime Community Care, Inc.	CA	30-0516440	Robert B. McBeath, M.D., Professional Corporation	NV	88-0310956
ProHEALTH Accountable Care Medical Group, PLLC	NY	45-4469117	Saad A. Shakir, M.D., Inc.	CA	77-0398259
ProHEALTH Ambulatory Surgery Center, Inc.	NY	11-3447394	San Bernardino Medical Group, Inc.	CA	--
ProHEALTH Care Associates of New Jersey LLP	NJ	47-5656253	Sanvello Behavioral Health Services of Michigan, P.C.	DE	85-1941832
ProHEALTH Care Associates, L.L.P.	NY	11-3355604	Sanvello Behavioral Health Services of New Jersey, P.C.	NJ	85-0666386
ProHEALTH Medical NY, P.C.	NY	47-1388406	Sanvello Behavioral Health Services of North Carolina, P.C.	NC	85-1959641
ProHealth Physicians, P.C.	CT	06-1469068	Sanvello Behavioral Health Services of Texas, P.A.	TX	84-3152209
ProHEALTH Urgent Care Medicine of New Jersey LLP	NJ	47-5661535	Sanvello Behavioral Health Services, P.A.	DE	84-1754732
ProHEALTH Urgent Care Medicine, PLLC	NY	46-1883579	Saris Counseling, LLC	WI	n/a
Prospero Health Partners Florida, Inc.	FL	85-0775386	Seattle Psychology, P.L.L.C.	WA	46-3238571
Prospero Health Partners New York, P.C.	NY	82-2400620	SecureMD Professionals - California, PC	CA	46-3057015
Prospero Health Partners North Carolina, P.C.	NC	84-4569314	Serenity Family and Psychology Counseling Center, P.C.	CA	45-3802527
Prospero Health Partners, P.C.	MN	84-3234753	Shark Holdings, P.C.	CA	87-3142148
Prospero Medical Services New Jersey, P.C.	NJ	84-3844362	Sherman Counseling Management, LLC	WI	47-5082677
Prospero Medical Services, P.A.	FL	87-2406404	Silicon Valley TMS of Monterey Bay, GP	CA	81-3200297
Psychiatry Services of New York, P.C.	NY	85-0921665	Southern California Medical Practice Concepts, LLC	CA	30-0743767
Psychiatry Specialists Inc.	IL	27-3409538	Spring Behavioral Health of New Jersey, LLC	NJ	82-3087236
Psychological Healthcare, PLLC	NY	16-1484552	Springfield Psychological, P.C.	PA	23-2833266
Red Oak Counseling, Ltd.	WI	20-0785644	Surgical Eye Experts, LLC	MA	65-1321064
Redlands Family Practice Medical Group, Inc.	CA	56-2627067	Talbert Medical Group, P.C.	CA	93-1172065
Refresh Canopy Cove, Inc.	FL	82-3603285	TeamMD Physicians, P.C.	IA	42-1446216
Refresh Centers, Inc.	IN	30-0358493	The Everett Clinic, PLLC	WA	91-0214500
Refresh Connecticut LLC	CT	84-2663780	The Evergreen Clinic, PLLC	WA	91-1882555
Refresh Evolve, LLC	WI	83-4507157	The Polyclinic, PLLC	WA	91-0369070
Refresh In-Home Counseling LLC	IL	82-5351068	The Potter's House Family & Children Treatment Center, LLC	GA	20-8357849
Refresh Midwest Operations, S.C.	WI	82-2491689	The Tabor Therapy Group, Inc.	IL	46-5461304
Refresh Pennsylvania, LLC	PA	84-1756547	Triangle Counseling Agency, Inc.	NC	26-2552129
Reliant Medical Group The Endoscopy Center, LLC	MA	20-5251393	USMD Diagnostic Services, LLC	TX	27-2803133
Reliant Medical Group, Inc.	MA	04-2472266	USMD Hospital at Arlington, L.P.	TX	73-1662763
Riverside Community Healthplan Medical Group, Inc.	CA	33-0055097	USMD Hospital at Fort Worth, L.P.	TX	20-3571243
Riverside Electronic Healthcare Resources, Inc.	CA	20-3420379	USMD of Arlington GP, L.L.C.	TX	73-1662757

SCHEDULE Y – INFORMATION CONCERNING ACTIVITIES OF INSURER MEMBERS OF A HOLDING COMPANY GROUP

PART 1 – ORGANIZATIONAL CHART

Professionally Owned Entities

Entity Name	Juris.	Federal Tax ID	Entity Name	Juris.	Federal Tax ID
Vista Physician Holdco, A Medical Corporation	CA	84-1918529			
Vitucci, LCSW, P.C.	IL	85-1453387			
Waypoint Minnesota PC	MN	46-2854394			
WellMed Florida Medicare ACO, LLC	TX	84-2233329			
WellMed Florida Services, PLLC	TX	45-2158334			
WellMed Greater Texas Medicare ACO, LLC	TX	84-2178104			
WellMed Medical Group, P.A.	TX	74-2574229			
WellMed Network of Florida, Inc.	TX	35-2314192			
WellMed Networks - DFW, Inc.	TX	41-2250215			
WellMed Networks, Inc.	TX	74-2889447			
WellMed of Las Cruces, Inc.	TX	92-0183013			
WellMed Tampa/Orlando Medicare ACO, LLC	TX	84-2193803			
WellMed Texas Medicare ACO, LLC	TX	84-2219968			
XLHome Michigan, P.C.	MI	46-3537245			
XLHome Northeast, P.C.	NJ	45-5530241			
XLHome Oklahoma, Inc.	OK	46-2931689			
XLHome, P.C.	MD	27-3543997			

Organizational Chart Footnotes

- (1) Entity is owned in full or in part by a UnitedHealth Group Incorporated friendly physician.
- (2) Control of the Foundation is based on sole membership, not the ownership of voting securities.
- (3) The remaining percentage is owned either by a non-affiliated entity, outside investor(s), current/former company officer(s), or third party shareholder(s).
- (4) The minority percentage is owned by one or more affiliated UnitedHealth Group Incorporated subsidiaries. Voting rights do vary.
- (5) No information of the other shareholder(s) has been provided
- (6) General partnership interests are held by United HealthCare Services, Inc. (89.77%) and by UnitedHealthcare, Inc. (10.23%). United HealthCare Services, Inc. also holds 100% of the limited partnership interests. When combining general and limited partner interests, United HealthCare Services, Inc. owns 94.18% and UnitedHealthcare, Inc. owns 5.83%.
- (7) Branch offices in Iraq and Uganda.
- (8) H&W Indemnity (SPC), Ltd. is an exempted segregated portfolio company organized under the laws of the Cayman Islands and holds a Cayman insurance license.
- (9) Registered as a foreign shareholder in Brazil.
- (10) Open
- (11) Polar II Fundo de Investimento em Participações is a Brazilian private equity investment fund incorporated in the form of a closed-end condominium.
- (12) N/A
- (13) Entity has a representative office in Beijing, China.
- (14) Open
- (15) Registered branch in the United Kingdom.
- (16) Open
- (17) Entity is not directly owned by the parent. However, the parent does have a viable economic interest as well as control over the entity through contractual agreements.

SCHEDULE Y
PART 1A - DETAIL OF INSURANCE HOLDING COMPANY SYSTEM

1	2	3	4	5	6	7	8	9	10	11	12	13	14	15	16
Group Code	Group Name	NAIC Company Code	ID Number	Federal RSSD	CIK	Name of Securities Exchange if Publicly Traded (U.S. or International)	Names of Parent, Subsidiaries Or Affiliates	Domi-ciliary Location	Relation-ship to Reporting Entity	Directly Controlled by (Name of Entity/Person)	Type of Control (Ownership, Board, Management, Attorney-in-Fact, Influence, Other)	If Control is Owner-ship Provide Percen-tage	Ultimate Controlling Entity(ies)/Person(s)	Is an SCA Filing Re-quired? (Yes/No)	*
		.00000	98-1308130				1070715 B.C. Unlimited Liability Company	.CAN	.NIA	OptumRx Group Holdings, Inc.	Ownership	100.000	UnitedHealth Group Incorporated	.NO	
		.00000	20-2904092				1st Avenue Pharmacy, Inc.	.IA	.NIA	Genoa Healthcare LLC	Ownership	100.000	UnitedHealth Group Incorporated	.NO	
		.00000	27-2624551				310 Canyon Medical, LLC	.CA	.NIA	Monarch Management Services, Inc.	Ownership	100.000	UnitedHealth Group Incorporated	.NO	
		.00000	45-2402948				4C Medical Group, PLC	.AZ	.NIA	Greater Phoenix Collaborative Care, P.C.	Ownership	100.000	UnitedHealth Group Incorporated	.NO	.1
		.00000	84-1900997				4C MSO LLC	.DE	.NIA	Collaborative Care Holdings, LLC	Ownership	70.000	UnitedHealth Group Incorporated	.NO	
		.00000	35-2607738				5995 Minnetonka, LLC	.DE	.NIA	UnitedHealthcare Insurance Company	Ownership	100.000	UnitedHealth Group Incorporated	.NO	
		.00000	41-2174802				A Better Way Therapy, L.L.C.	.NE	.NIA	Refresh Mental Health, Inc.	Ownership	100.000	UnitedHealth Group Incorporated	.NO	
		.00000	22-3149900				A.G. Dikengil, Inc.	.NJ	.NIA	Optum Medical Care of New Jersey, P.C.	Ownership	100.000	UnitedHealth Group Incorporated	.NO	.1
		.00000					A+ Learning and Development Centers LLC	.OH	.NIA	OhioSolutions.org LLC	Ownership	100.000	UnitedHealth Group Incorporated	.NO	
		.00000	85-4328419				AbleTo Behavioral Health Services of Michigan, P.C.	.MI	.NIA	Physician(s) Owned	Influence	0.000	UnitedHealth Group Incorporated	.NO	.1
		.00000	85-4306375				AbleTo Behavioral Health Services of New Jersey, P.C.	.NJ	.NIA	Physician(s) Owned	Influence	0.000	UnitedHealth Group Incorporated	.NO	.1
		.00000	47-5519672				AbleTo Behavioral Health Services, PC	.CT	.NIA	Physician(s) Owned	Influence	0.000	UnitedHealth Group Incorporated	.NO	.1
		.00000					AbleTo Licensed Clinical Social Worker Services, P.C.	.CA	.NIA	Physician(s) Owned	Influence	0.000	UnitedHealth Group Incorporated	.NO	.1
		.00000	88-2290313				AbleTo Psychiatry Health Services, P.C.	.MA	.NIA	Physician(s) Owned	Influence	0.000	UnitedHealth Group Incorporated	.NO	.1
		.00000	46-2468224				AbleTo, Inc.	.DE	.NIA	Avery Parent Holdings, Inc.	Ownership	100.000	UnitedHealth Group Incorporated	.NO	
		.00000	26-3329157				Accurate Rx Pharmacy Consulting, LLC	.MO	.NIA	Diplomat Pharmacy, Inc.	Ownership	100.000	UnitedHealth Group Incorporated	.NO	
		.00000	41-1913523				ACN Group IPA of New York, Inc.	.NY	.NIA	OptumHealth Care Solutions, LLC	Ownership	100.000	UnitedHealth Group Incorporated	.NO	
		.00000	27-0015861				ACN Group of California, Inc.	.CA	.IA	OptumHealth Care Solutions, LLC	Ownership	100.000	UnitedHealth Group Incorporated	.NO	
		.00000	98-1446128				Administradora Clínica La Colina S.A.S.	.COL	.NIA	CDC Holdings Colombia S.A.S.	Ownership	50.000	UnitedHealth Group Incorporated	.NO	
		.00000	98-1446128				Administradora Clínica La Colina S.A.S.	.COL	.NIA	Banmédica Internacional SpA	Ownership	50.000	UnitedHealth Group Incorporated	.NO	
		.00000	98-1446125				Administradora Country S.A.S.	.COL	.NIA	Banmédica Internacional SpA	Ownership	50.000	UnitedHealth Group Incorporated	.NO	
		.00000	98-1446125				Administradora Country S.A.S.	.COL	.NIA	CDC Holdings Colombia S.A.S.	Ownership	50.000	UnitedHealth Group Incorporated	.NO	
		.00000	98-1451601				Administradora Médica Centromed S.A.	.CHL	.NIA	Vida Integra S.p.A.	Ownership	76.750	UnitedHealth Group Incorporated	.NO	
		.00000	20-1310827				Advanced Surgery Center of Clifton, LLC	.NJ	.NIA	SCA Clifton, LLC	Ownership	74.100	UnitedHealth Group Incorporated	.NO	
		.00000	47-5144859				Advanced Surgical Center, LLC	.TX	.NIA	SCA Duncanville Holdings, LLC	Ownership	51.000	UnitedHealth Group Incorporated	.NO	
		.00000	26-4093335				Advanced Surgical Hospital, LLC	.PA	.NIA	SCA Southwestern PA, LLC	Ownership	50.452	UnitedHealth Group Incorporated	.NO	
		.00000	26-3209183				Advanced Therapy Associates, LLC	.OK	.NIA	Refresh Mental Health, Inc.	Ownership	100.000	UnitedHealth Group Incorporated	.NO	
		.00000	47-5337115				Advocate Condell Ambulatory Surgery Center, LLC	.IL	.NIA	Advocate-SCA Partners, LLC	Ownership	51.000	UnitedHealth Group Incorporated	.NO	
		.00000	36-4437931				Advocate Southwest Ambulatory Surgery Center, LLC	.IL	.NIA	Advocate-SCA Partners, LLC	Ownership	74.500	UnitedHealth Group Incorporated	.NO	
		.00000	47-4012497				Advocate-SCA Partners, LLC	.DE	.NIA	SCA-Illinois, LLC	Ownership	51.000	UnitedHealth Group Incorporated	.NO	
		.00000	46-1494814				Affirmations Psychological Services, LLC	.OH	.NIA	Refresh Mental Health, Inc.	Ownership	100.000	UnitedHealth Group Incorporated	.NO	
		.00000	45-4171713				AHN Accountable Care Organization, LLC	.IN	.NIA	American Health Network of Indiana, LLC	Ownership	100.000	UnitedHealth Group Incorporated	.NO	.1
		.00000	35-2109566				AHN Central Services, LLC	.IN	.NIA	AHN Target Holdings, LLC	Ownership	100.000	UnitedHealth Group Incorporated	.NO	
		.00000	35-2582899				AHN Target Holdings, LLC	.DE	.NIA	Collaborative Care Holdings, LLC	Ownership	80.100	UnitedHealth Group Incorporated	.NO	
		.00000	30-1301656				Aircraft Flight Specialists LLC	.DE	.NIA	United HealthCare Services, Inc.	Ownership	100.000	UnitedHealth Group Incorporated	.NO	
		.00000	46-3477124				Aleph Psychological Services Inc.	.CA	.NIA	Physician(s) Owned	Influence	0.000	UnitedHealth Group Incorporated	.NO	.1
		.00000	98-1447435				Aliansalud Entidad Promotora de Salud S.A.	.COL	.NIA	Banmédica S.A.	Ownership	76.290	UnitedHealth Group Incorporated	.NO	
		.00000	98-1447435				Aliansalud Entidad Promotora de Salud S.A.	.COL	.NIA	Constructora Inmobiliaria Magapoq S.A.	Ownership	0.000	UnitedHealth Group Incorporated	.NO	
.0707	UnitedHealth Group Incorporated	.82406	35-1665915				All Savers Insurance Company	.IN	.IA	Golden Rule Financial Corporation	Ownership	100.000	UnitedHealth Group Incorporated	.NO	
							All Savers Life Insurance Company of California	.CA	.IA	Golden Rule Financial Corporation	Ownership	100.000	UnitedHealth Group Incorporated	.NO	
.0707	UnitedHealth Group Incorporated	.73130	35-1744596				Alliance Surgical Center, LLC	.FL	.NIA	Endoscopy Center Affiliates, Inc.	Ownership	12.500	UnitedHealth Group Incorporated	.NO	
		.00000	27-1367127				Alliance Surgical Center, LLC	.FL	.NIA	SCA-Alliance, LLC	Ownership	51.000	UnitedHealth Group Incorporated	.NO	
		.00000					Allina Health Heart and Vascular Surgery Center, LLC	.MN	.NIA	WestHealth JV Holdings, LLC	Ownership	100.000	UnitedHealth Group Incorporated	.NO	.2
		.00000	87-2158427				Allina Health Surgery Center-Brooklyn Park, LLC	.MN	.NIA	WestHealth JV Holdings, LLC	Ownership	51.000	UnitedHealth Group Incorporated	.NO	.2
		.00000	63-1231942				Aloha Surgical Center, LLC	.TN	.NIA	Surgery Center of Maui, LLC	Ownership	67.000	UnitedHealth Group Incorporated	.NO	
		.00000	65-1095227				Ambient Healthcare, Inc.	.FL	.NIA	Ambient Holdings, Inc.	Ownership	100.000	UnitedHealth Group Incorporated	.NO	

SCHEDULE Y
PART 1A - DETAIL OF INSURANCE HOLDING COMPANY SYSTEM

1	2	3	4	5	6	7	8	9	10	11	12	13	14	15	16
Group Code	Group Name	NAIC Company Code	ID Number	Federal RSSD	CIK	Name of Securities Exchange if Publicly Traded (U.S. or International)	Names of Parent, Subsidiaries Or Affiliates	Domi-ciliary Location	Relation-ship to Reporting Entity	Directly Controlled by (Name of Entity/Person)	Type of Control (Ownership, Board, Management, Attorney-in-Fact, Influence, Other)	If Control is Owner-ship Provide Percen-tage	Ultimate Controlling Entity(ies)/Person(s)	Is an SCA Filing Re-quired? (Yes/No)	*
		.00000	45-2161438				Ambient Holdings, Inc.DE	.NIA	Optum Infusion Services 500, Inc.	Ownership.....	100.000	UnitedHealth Group IncorporatedNO	
		.00000	88-2464526				Ambulatory Partner Holdings, LLCNY	.NIA	SC Affiliates, LLC	Ownership.....	100.000	UnitedHealth Group IncorporatedNO	
		.00000	45-4770582				American Health Network of Indiana Care Organization, LLCIN	.NIA	AHN Target Holdings, LLC	Ownership.....	100.000	UnitedHealth Group IncorporatedNO	
		.00000	35-1930805				American Health Network of Indiana II, LLCIN	.NIA	AHN Target Holdings, LLC	Ownership.....	100.000	UnitedHealth Group IncorporatedNO	
		.00000	35-2108729				American Health Network of Indiana, LLCIN	.NIA	Physician(s) Owned	Influence.....	0.000	UnitedHealth Group IncorporatedNO	..1
		.00000	85-2849994				American Health Network of Kentucky, LLCKY	.NIA	AHN Target Holdings, LLC	Ownership.....	100.000	UnitedHealth Group IncorporatedNO	
		.00000	45-4132160				American Health Network of Ohio Care Organization, LLCOH	.NIA	AHN Target Holdings, LLC	Ownership.....	100.000	UnitedHealth Group IncorporatedNO	
		.00000	31-1424956				American Health Network of Ohio II, LLCOH	.NIA	AHN Target Holdings, LLC	Ownership.....	100.000	UnitedHealth Group IncorporatedNO	
		.00000	31-1424957				American Health Network of Ohio, LLCOH	.NIA	AHN Target Holdings, LLC	Ownership.....	100.000	UnitedHealth Group IncorporatedNO	
		.00000	54-1743136				AmeriChoice CorporationDE	.UIP	UnitedHealth Group Incorporated	Ownership.....	100.000	UnitedHealth Group IncorporatedNO	
..0707	UnitedHealth Group Incorporated	.95497	22-3368602				AmeriChoice of New Jersey, Inc.NJ	.IA	AmeriChoice Corporation	Ownership.....	100.000	UnitedHealth Group IncorporatedNO	
		.00000	98-1108620				Amico Saúde Ltda.BRA	.NIA	Santa Helena Assistência Médica S.A.	Ownership.....	99.277	UnitedHealth Group IncorporatedNO	
		.00000	98-1108620				Amico Saúde Ltda.BRA	.NIA	Cemed Care – Empresa de Atendimento Clínico Geral Ltda.	Ownership.....	0.723	UnitedHealth Group IncorporatedNO	
		.00000	20-4446058				Amigo Family Counseling, LLCOH	.NIA	Refresh Mental Health, Inc.	Ownership.....	100.000	UnitedHealth Group IncorporatedNO	
		.00000					Amil Assistência Médica Internacional S.A.BRA	.NIA	Participações Multiestratégia Amil Assistência Médica Internacional S.A.	Ownership.....	100.000	UnitedHealth Group IncorporatedNO	
		.00000	98-1138212				AMIL International S.á.r.l.LUX	.NIA	UnitedHealthcare International IV S.á r.l.	Ownership.....	65.921	UnitedHealth Group IncorporatedNO	
		.00000	98-1138212				AMIL International S.á.r.l.LUX	.NIA		Ownership.....	34.079	UnitedHealth Group IncorporatedNO	
		.00000	98-1454564				Análisis Clínicos ML S.A.C.PER	.NIA	Pacifico S.A. Entidad Prestadora de Salud	Ownership.....	100.000	UnitedHealth Group IncorporatedNO	
		.00000					Angiografia e Hemodinâmica Madre Theodora Ltda.BRA	.NIA	Esho – Empresa de Serviços Hospitalares S.A.	Ownership.....	51.000	UnitedHealth Group IncorporatedNO	
		.00000	82-5124069				Anne Arundel-SCA Holdings, LLCMD	.NIA	SCA-Anne Arundel, LLC	Ownership.....	33.340	UnitedHealth Group IncorporatedNO	..2
		.00000	82-4763728				Anne Arundel-SCA Surgicenter, LLCMD	.NIA	Anne Arundel-SCA Holdings, LLC	Ownership.....	62.260	UnitedHealth Group IncorporatedNO	..2
		.00000	36-4210293				Antelope Valley Surgery Center, L.P.CA	.NIA	NSC Lancaster, LLC	Ownership.....	90.744	UnitedHealth Group IncorporatedNO	
		.00000	26-3913051				Apotheary Holdings, Inc.DE	.NIA	OptumRx Holdings, LLC	Ownership.....	100.000	UnitedHealth Group IncorporatedNO	
		.00000	14-1890491				AppleCare Hospitalists Medical Group, Inc. ..	.CA	.NIA	Physician(s) Owned	Influence.....	0.000	UnitedHealth Group IncorporatedNO	..1
		.00000	45-2852872				AppleCare Medical ACO, LLCCA	.NIA	AppleCare Medical Group, Inc.	Ownership.....	100.000	UnitedHealth Group IncorporatedNO	..1
		.00000	33-0845269				AppleCare Medical Group St. Francis, Inc.CA	.NIA	Physician(s) Owned	Influence.....	0.000	UnitedHealth Group IncorporatedNO	..1
		.00000	33-0898174				AppleCare Medical Group, Inc.CA	.NIA	Physician(s) Owned	Influence.....	0.000	UnitedHealth Group IncorporatedNO	..1
		.00000	27-2068687				AppleCare Medical Management, LLCDE	.NIA	Collaborative Care Holdings, LLC	Ownership.....	100.000	UnitedHealth Group IncorporatedNO	
		.00000					APS – Assistência Personalizada à Saúde Ltda.BRA	.NIA	Amil Assistência Médica Internacional S.A.	Ownership.....	100.000	UnitedHealth Group IncorporatedNO	
		.00000	98-1399975				Aquitania Chilean Holding SpACHL	.NIA	Bordeaux UK Holdings II Limited	Ownership.....	100.000	UnitedHealth Group IncorporatedNO	
		.00000	87-2065975				Arcadia JV Holdings, LLCDE	.NIA	Surgicenters of Southern California, Inc.	Ownership.....	51.000	UnitedHealth Group IncorporatedNO	
		.00000	75-2285078				Arcadia Outpatient Surgery Center, L.P.CA	.NIA	Arcadia JV Holdings, LLC	Ownership.....	51.000	UnitedHealth Group IncorporatedNO	..2
		.00000	75-2285078				Arcadia Outpatient Surgery Center, L.P.CA	.NIA	Surgicenters of Southern California, Inc.	Ownership.....	24.500	UnitedHealth Group IncorporatedNO	..2
		.00000	86-3124559				ArchWell Health MSO, LLCDE	.NIA	ArchWell Health, LLC	Ownership.....	100.000	UnitedHealth Group IncorporatedNO	
		.00000	86-3278602				ArchWell Health Professional Services Holding Co.DE	.NIA	Physician(s) Owned	Influence.....	0.000	UnitedHealth Group IncorporatedNO	..1
		.00000	86-3152173				ArchWell Health Professional Services of Alabama, LLCAL	.NIA	ArchWell Health Professional Services Holding Co.	Ownership.....	100.000	UnitedHealth Group IncorporatedNO	..1
		.00000	87-2986923				ArchWell Health Professional Services of Arizona, LLCAZ	.NIA	ArchWell Health Professional Services Holding Co.	Ownership.....	100.000	UnitedHealth Group IncorporatedNO	..1
		.00000	86-3241870				ArchWell Health Professional Services of Kansas, P.A.KS	.NIA	Physician(s) Owned	Influence.....	0.000	UnitedHealth Group IncorporatedNO	..1
		.00000	87-3065955				ArchWell Health Professional Services of Nebraska, LLCNE	.NIA	ArchWell Health Professional Services Holding Co.	Ownership.....	100.000	UnitedHealth Group IncorporatedNO	..1
		.00000	88-1285211				ArchWell Health Professional Services of Nevada, P.C.NV	.NIA	Physician(s) Owned	Influence.....	0.000	UnitedHealth Group IncorporatedNO	..1

STATEMENT AS OF SEPTEMBER 30, 2022 OF THE UnitedHealthcare Community Plan of Ohio, Inc.

SCHEDULE Y
PART 1A - DETAIL OF INSURANCE HOLDING COMPANY SYSTEM

1	2	3	4	5	6	7	8	9	10	11	12	13	14	15	16
Group Code	Group Name	NAIC Company Code	ID Number	Federal RSSD	CIK	Name of Securities Exchange if Publicly Traded (U.S. or International)	Names of Parent, Subsidiaries Or Affiliates	Domi-ciliary Location	Relation-ship to Reporting Entity	Directly Controlled by (Name of Entity/Person)	Type of Control (Ownership, Board, Management, Attorney-in-Fact, Influence, Other)	If Control is Owner-ship Provide Percen-tage	Ultimate Controlling Entity(ies)/Person(s)	Is an SCA Filing Re-quired? (Yes/No)	*
		.00000	86-3222071				ArchWell Health Professional Services of North Carolina, P.C.	.NC.	NIA	Physician(s) Owned	Influence	0.000	UnitedHealth Group Incorporated	.NO.	.1
		.00000	86-3190019				ArchWell Health Professional Services of Oklahoma, LLC	.OK.	NIA	ArchWell Health Professional Services Holding Co.	Ownership	100.000	UnitedHealth Group Incorporated	.NO.	.1
		.00000	85-0496329				ArchWell Health, LLC	.DE.	NIA	Optum Growth Partners, LLC	Ownership	99.600	UnitedHealth Group Incorporated	.NO.	
		.00000	46-4843100				Arise Physician Group	.TX.	NIA	SCA Austin Holdings, LLC	Ownership	100.000	UnitedHealth Group Incorporated	.NO.	
		.00000	86-0813232				Arizona Physicians IPA, Inc.	.AZ.	IA	UnitedHealthcare, Inc.	Ownership	100.000	UnitedHealth Group Incorporated	.NO.	
		.00000	75-2055800				Arlington Surgery Center, LLC	.TX.	NIA	Surgical Care Affiliates, LLC	Influence	0.000	UnitedHealth Group Incorporated	.NO.	
		.00000	33-0658815				ARTA Western California, Inc.	.CA.	NIA	Physician(s) Owned	Influence	0.000	UnitedHealth Group Incorporated	.NO.	.1
		.00000	46-3907136				ASC Holdings of New Jersey, LLC	.NJ.	NIA	SC Affiliates, LLC	Ownership	80.410	UnitedHealth Group Incorporated	.NO.	
		.00000	95-4348431				ASC Network, LLC	.DE.	NIA	Surgical Care Affiliates, LLC	Ownership	100.000	UnitedHealth Group Incorporated	.NO.	
		.00000	04-3403101				Aspectus, Inc.	.MA.	NIA	Reliant Medical Group, Inc.	Ownership	100.000	UnitedHealth Group Incorporated	.NO.	.1
		.00000					Associação Lusiadas Knowledge Center – Health Education and Research	.PRT.	NIA	Lusiadas, SGPS, S.A.	Ownership	25.000	UnitedHealth Group Incorporated	.NO.	
		.00000					Associação Lusiadas Knowledge Center – Health Education and Research	.PRT.	NIA	Clínica Médico Cirúrgica de Santa Tecla, S.A.	Ownership	25.000	UnitedHealth Group Incorporated	.NO.	
		.00000					Associação Lusiadas Knowledge Center – Health Education and Research	.PRT.	NIA	Lusiadas, S.A.	Ownership	25.000	UnitedHealth Group Incorporated	.NO.	
		.00000					Associação Lusiadas Knowledge Center – Health Education and Research	.PRT.	NIA	CLISA – Clínica de Santo António, S.A.	Ownership	25.000	UnitedHealth Group Incorporated	.NO.	
		.00000	87-1477698				ASV-HOPCo-SCA Cornerstone, LLC	.FL.	NIA	PPH Holdings, LLC	Ownership	100.000	UnitedHealth Group Incorporated	.NO.	
		.00000	87-3912899				ASV-HOPCo-SCA Florida, LLC	.FL.	NIA	SCA-First Coast, LLC	Ownership	39.220	UnitedHealth Group Incorporated	.NO.	.2
		.00000					Atrius Health, Inc.	.MA.	NIA	Physician(s) Owned	Influence	0.000	UnitedHealth Group Incorporated	.NO.	.1
		.00000	87-1803974				Atrius MSO, LLC	.DE.	NIA	Collaborative Care Holdings, LLC	Ownership	100.000	UnitedHealth Group Incorporated	.NO.	
		.00000	47-0990056				Audax Health Solutions, LLC	.DE.	NIA	Rally Health, Inc.	Ownership	100.000	UnitedHealth Group Incorporated	.NO.	
		.00000	87-1746405				Aventura Medical Tower Surgery Center, LLC	.FL.	NIA	SCA Aventura Holdings, LLC	Ownership	51.000	UnitedHealth Group Incorporated	.NO.	
		.00000	84-5191428				Avery Parent Holdings, Inc.	.DE.	NIA	OptumHealth Holdings, LLC	Ownership	100.000	UnitedHealth Group Incorporated	.NO.	
		.00000	20-4057813				Aveta Inc.	.DE.	NIA	Collaborative Care Holdings, LLC	Ownership	100.000	UnitedHealth Group Incorporated	.NO.	
		.00000	30-0842394				AxelaCare Intermediate Holdings, LLC	.DE.	NIA	OptumRx, Inc.	Ownership	100.000	UnitedHealth Group Incorporated	.NO.	
		.00000	61-1708598				AxelaCare, LLC	.DE.	NIA	AxelaCare Intermediate Holdings, LLC	Ownership	100.000	UnitedHealth Group Incorporated	.NO.	
		.00000	72-1097827				B.R.A.S.S. Partnership in Commendam	.LA.	NIA	Surgery Center Holding, LLC	Ownership	61.190	UnitedHealth Group Incorporated	.NO.	
		.00000	98-1462787				Banmédica Colombia S.A.S.	.COL.	NIA	Banmédica Internacional SpA	Ownership	100.000	UnitedHealth Group Incorporated	.NO.	
		.00000	98-1444151				Banmédica Internacional SpA	.CHL.	NIA	Saden S.A.	Ownership	1.000	UnitedHealth Group Incorporated	.NO.	
		.00000	98-1444151				Banmédica Internacional SpA	.CHL.	NIA	Banmédica S.A.	Ownership	99.000	UnitedHealth Group Incorporated	.NO.	
		.00000	98-1444127				Banmédica S.A.	.CHL.	NIA	Bordeaux Holding SpA	Ownership	99.390	UnitedHealth Group Incorporated	.NO.	
		.00000	47-2083076				Beach Surgical Holdings II, LLC	.CA.	NIA	SCA Surgicare of Laguna Hills, LLC	Ownership	49.000	UnitedHealth Group Incorporated	.NO.	.2
		.00000	47-4504390				Beach Surgical Holdings III, LLC	.CA.	NIA	Surgicare of La Veta, Inc.	Ownership	61.730	UnitedHealth Group Incorporated	.NO.	
		.00000	37-1708521				Beach Surgical Holdings LLC	.CA.	NIA	SCA Surgicare of Laguna Hills, LLC	Ownership	49.000	UnitedHealth Group Incorporated	.NO.	.2
		.00000					Beaver Medical Group, P.C.	.CA.	NIA	MH Physician Three Holdco, a Medical Corporation	Ownership	100.000	UnitedHealth Group Incorporated	.NO.	.1
		.00000	88-0267857				Behavioral Healthcare Options, Inc.	.NV.	NIA	Sierra Health Services, Inc.	Ownership	100.000	UnitedHealth Group Incorporated	.NO.	
		.00000	04-3316367				Behavioral Solutions, P.C.	.MA.	NIA	Physician(s) Owned	Influence	0.000	UnitedHealth Group Incorporated	.NO.	.1
		.00000					Benefit Administration for the Self Employed, L.L.C.	.IA.	NIA	HealthMarkets, LLC	Ownership	100.000	UnitedHealth Group Incorporated	.NO.	
		.00000	46-1134506				Benefitter Insurance Solutions, Inc.	.DE.	NIA	HealthMarkets Insurance Agency, Inc.	Ownership	100.000	UnitedHealth Group Incorporated	.NO.	
		.00000	22-2848531				Bergen-Passaic Cataract Laser and Surgery Center, LLC	.DE.	NIA	Virtua-SCA Holdings, LLC	Ownership	53.631	UnitedHealth Group Incorporated	.NO.	.2
		.00000	47-4349079				Better Health Value Network, LLC	.WA.	NIA	Physician(s) Owned	Influence	0.000	UnitedHealth Group Incorporated	.NO.	.1
		.00000	22-3858211				Bexar Imaging Center, LLC	.TX.	NIA	WellMed Networks, Inc.	Ownership	100.000	UnitedHealth Group Incorporated	.NO.	.1
		.00000					Bind Re, Inc.	.AZ.	NIA	Bind Benefits, Inc.	Ownership	100.000	UnitedHealth Group Incorporated	.NO.	
		.00000	63-0984076				Birmingham Outpatient Surgery Center, Ltd.	.AL.	NIA	Birmingham Outpatient Surgical Center, LLC	Ownership	32.352	UnitedHealth Group Incorporated	.NO.	.2
		.00000	63-0847380				Birmingham Outpatient Surgical Center, LLC	.DE.	NIA	Surgery Center Holding, LLC	Ownership	100.000	UnitedHealth Group Incorporated	.NO.	
		.00000	47-4758895				Bloomfield ASC, LLC	.CT.	NIA	SCA Bloomfield Holdings, LLC	Ownership	49.000	UnitedHealth Group Incorporated	.NO.	.2

SCHEDULE Y
PART 1A - DETAIL OF INSURANCE HOLDING COMPANY SYSTEM

1	2	3	4	5	6	7	8	9	10	11	12	13	14	15	16
Group Code	Group Name	NAIC Company Code	ID Number	Federal RSSD	CIK	Name of Securities Exchange if Publicly Traded (U.S. or International)	Names of Parent, Subsidiaries Or Affiliates	Domi-ciliary Location	Relation-ship to Reporting Entity	Directly Controlled by (Name of Entity/Person)	Type of Control (Ownership, Board, Management, Attorney-in-Fact, Influence, Other)	If Control is Owner-ship Provide Percen-tage	Ultimate Controlling Entity(ies)/Person(s)	Is an SCA Filing Re-quired? (Yes/No)	*
		.00000	62-1530122				Blue Ridge Day Surgery Center, L.P.TN	NIA.....	Blue Ridge GP, LLC	Ownership.....	34.635	UnitedHealth Group IncorporatedNO.....	2
		.00000	27-2241593				Blue Ridge GP, LLCNC	NIA.....	SCA-Blue Ridge, LLC	Ownership.....	100.000	UnitedHealth Group IncorporatedNO.....	
		.00000	65-0241934				Boca Raton Outpatient Surgery & Laser Center, LTD.FL	NIA.....	Surgery Center of Boca Raton, Inc.	Ownership.....	24.000	UnitedHealth Group IncorporatedNO.....	2
		.00000	46-4213826				Body Image Therapy Center Intensive LLCMD	NIA.....	Refresh Mental Health, Inc.	Ownership.....	100.000	UnitedHealth Group IncorporatedNO.....	
		.00000	98-1396690				Bordeaux (Barbados) Holdings I, SRLBBB	NIA.....	FrontierMEDEX US, Inc.	Ownership.....	100.000	UnitedHealth Group IncorporatedNO.....	
		.00000	98-1396559				Bordeaux (Barbados) Holdings II, SRLBBB	NIA.....	Bordeaux (Barbados) Holdings I, SRL	Ownership.....	100.000	UnitedHealth Group IncorporatedNO.....	
		.00000	98-1403634				Bordeaux (Barbados) Holdings III, S.r.l.BBB	NIA.....	UHG Holdings UK IV Limited	Ownership.....	100.000	UnitedHealth Group IncorporatedNO.....	
		.00000	98-1398490				Bordeaux Holding SpACHL	NIA.....	Aquitania Chilean Holding SpA	Ownership.....	100.000	UnitedHealth Group IncorporatedNO.....	
		.00000	82-3147824				Bordeaux International Holdings, Inc.DE	NIA.....	UnitedHealth Group Incorporated	Ownership.....	100.000	UnitedHealth Group IncorporatedNO.....	
		.00000	98-1390574				Bordeaux UK Holdings I LimitedGBR	NIA.....	FrontierMEDEX US, Inc.	Ownership.....	96.705	UnitedHealth Group IncorporatedNO.....	
		.00000	98-1390574				Bordeaux UK Holdings I LimitedGBR	NIA.....	Bordeaux International Holdings, Inc.	Ownership.....	3.295	UnitedHealth Group IncorporatedNO.....	
		.00000	98-1391914				Bordeaux UK Holdings II LimitedGBR	NIA.....	Bordeaux UK Holdings I Limited	Ownership.....	100.000	UnitedHealth Group IncorporatedNO.....	
		.00000	98-1389224				Bordeaux UK Holdings III LimitedGBR	NIA.....	Bordeaux UK Holdings II Limited	Ownership.....	100.000	UnitedHealth Group IncorporatedNO.....	
		.00000	98-1112673				Bosque Medical Center Ltda.BRA	NIA.....	Esho – Empresa de Serviços Hospitalares S.A.	Ownership.....	16.911	UnitedHealth Group IncorporatedNO.....	
		.00000	98-1112673				Bosque Medical Center Ltda.BRA	NIA.....	Anil Assistência Médica Internacional S.A.	Ownership.....	83.089	UnitedHealth Group IncorporatedNO.....	
		.00000	20-2387834				Brandon Ambulatory Surgery Center, LCFL	NIA.....	SCA-Brandon, LLC	Ownership.....	95.880	UnitedHealth Group IncorporatedNO.....	
		.00000	20-2387834				Brandon Ambulatory Surgery Center, LCFL	NIA.....	SC Affiliates, LLC	Ownership.....	3.120	UnitedHealth Group IncorporatedNO.....	
		.00000	20-2387834				Brandon Ambulatory Surgery Center, LCFL	NIA.....	Endoscopy Center Affiliates, Inc.	Ownership.....	1.000	UnitedHealth Group IncorporatedNO.....	
		.00000	81-5146379				Brighter Financial, Inc.DE	NIA.....	Optum Financial, Inc.	Ownership.....	100.000	UnitedHealth Group IncorporatedNO.....	
		.00000	90-0884047				BriovaRx Infusion Services 102, LLCDE	NIA.....	Optum Infusion Services 500, Inc.	Ownership.....	100.000	UnitedHealth Group IncorporatedNO.....	
		.00000	11-3647935				BriovaRx of Florida, Inc.DE	NIA.....	OptumRx PBM of Illinois, Inc.	Ownership.....	100.000	UnitedHealth Group IncorporatedNO.....	
		.00000	01-0516051				BriovaRx of Maine, Inc.ME	NIA.....	OptumRx PBM of Illinois, Inc.	Ownership.....	100.000	UnitedHealth Group IncorporatedNO.....	
		.00000	27-3331130				BriovaRx of Massachusetts, LLCMA	NIA.....	OptumRx PBM of Illinois, Inc.	Ownership.....	100.000	UnitedHealth Group IncorporatedNO.....	
		.00000	47-4278378				Cabin Enterprises, LLCDE	NIA.....	Cabin Holdings, LLC	Ownership.....	100.000	UnitedHealth Group IncorporatedNO.....	
		.00000	47-4264867				Cabin Holdings, LLCDE	NIA.....	United HealthCare Services, Inc.	Ownership.....	100.000	UnitedHealth Group IncorporatedNO.....	
		.00000	20-1711131				California Medical Group Insurance Company, Risk Retention GroupAZ	NIA.....	OptumCare Management, LLC	Ownership.....	67.010	UnitedHealth Group IncorporatedNO.....	
		.00000	81-0881243				California Spring Holdings, PCCA	NIA.....	Physician(s) Owned	Influence.....	0.000	UnitedHealth Group IncorporatedNO.....	1
		.00000	52-1597478				Camp Hill Ambulatory CentersPA	NIA.....	Camp Hill-SCA Centers, LLC	Ownership.....	99.000	UnitedHealth Group IncorporatedNO.....	2
		.00000	52-1597478				Camp Hill Ambulatory CentersPA	NIA.....	Endoscopy Center Affiliates, Inc.	Ownership.....	1.000	UnitedHealth Group IncorporatedNO.....	2
		.00000	52-1597484				Camp Hill-SCA Centers, LLCDE	NIA.....	SC Affiliates, LLC	Ownership.....	100.000	UnitedHealth Group IncorporatedNO.....	
		.00000	27-3955254				Capital City Medical Group, L.L.C.LA	NIA.....	UnitedHealthcare, Inc.	Ownership.....	100.000	UnitedHealth Group IncorporatedNO.....	
		.00000	14-1940881				Capstone Behavioral Health, Inc.NE	NIA.....	Refresh Mental Health, Inc.	Ownership.....	100.000	UnitedHealth Group IncorporatedNO.....	
		.00000	47-1130641				Carbondale Counseling Associates LLCIL	NIA.....	Physician(s) Owned	Influence.....	0.000	UnitedHealth Group IncorporatedNO.....	1
		.00000					Cardinal Holding Company, LLCDE	NIA.....	Collaborative Care Holdings, LLC	Ownership.....	100.000	UnitedHealth Group IncorporatedNO.....	
..0707	UnitedHealth Group Incorporated12558	45-4976934				Care Improvement Plus of Texas Insurance CompanyTX	IA.....	XLHealth Corporation	Ownership.....	100.000	UnitedHealth Group IncorporatedNO.....	
..0707	UnitedHealth Group Incorporated12567	20-3888112				Care Improvement Plus South Central Insurance CompanyAR	IA.....	XLHealth Corporation	Ownership.....	100.000	UnitedHealth Group IncorporatedNO.....	
..0707	UnitedHealth Group Incorporated14041	27-5038136				Care Improvement Plus Wisconsin Insurance CompanyWI	IA.....	XLHealth Corporation	Ownership.....	100.000	UnitedHealth Group IncorporatedNO.....	
		.00000	83-0585009				Care Logistics, LLCDE	NIA.....	Penzo Enterprises, LLC	Ownership.....	100.000	UnitedHealth Group IncorporatedNO.....	
		.00000					CareMount Dental Member, LLCDE	NIA.....	CareMount Health Solutions, LLC	Ownership.....	100.000	UnitedHealth Group IncorporatedNO.....	
		.00000					CareMount Health Solutions ACO, LLCNY	NIA.....	Optum Medical Care, P.C.	Ownership.....	100.000	UnitedHealth Group IncorporatedNO.....	1
		.00000	83-3555743				CareMount Health Solutions Employer, LLCDE	NIA.....	CareMount Holding, LLC	Ownership.....	1.000	UnitedHealth Group IncorporatedNO.....	
		.00000	83-3555743				CareMount Health Solutions Employer, LLCDE	NIA.....	CareMount Health Solutions, LLC	Ownership.....	99.000	UnitedHealth Group IncorporatedNO.....	
		.00000	38-4103290				CareMount Health Solutions, LLCDE	NIA.....	Cardinal Holding Company, LLC	Ownership.....	63.680	UnitedHealth Group IncorporatedNO.....	
		.00000	38-4103290				CareMount Health Solutions, LLCDE	NIA.....	Collaborative Care Holdings, LLC	Ownership.....	16.320	UnitedHealth Group IncorporatedNO.....	
		.00000	82-1419537				CareMount Holding, LLCNY	NIA.....	CareMount Health Solutions, LLC	Ownership.....	100.000	UnitedHealth Group IncorporatedNO.....	
		.00000	84-3894124				CareMount Value Partners IPA, LLCNY	NIA.....	CareMount Health Solutions, LLC	Ownership.....	100.000	UnitedHealth Group IncorporatedNO.....	
		.00000	56-1780933				Carolina Behavioral Care, P.A.NC	NIA.....	Physician(s) Owned	Influence.....	0.000	UnitedHealth Group IncorporatedNO.....	1

SCHEDULE Y
PART 1A - DETAIL OF INSURANCE HOLDING COMPANY SYSTEM

1	2	3	4	5	6	7	8	9	10	11	12	13	14	15	16
Group Code	Group Name	NAIC Company Code	ID Number	Federal RSSD	CIK	Name of Securities Exchange if Publicly Traded (U.S. or International)	Names of Parent, Subsidiaries Or Affiliates	Domi-ciliary Location	Relation-ship to Reporting Entity	Directly Controlled by (Name of Entity/Person)	Type of Control (Ownership, Board, Management, Attorney-in-Fact, Influence, Other)	If Control is Owner-ship Provide Percen-tage	Ultimate Controlling Entity(ies)/Person(s)	Is an SCA Filing Re-quired? (Yes/No)	*
		.00000	52-2072546				Carroll Counseling Center LLC	.MD	.NIA	Physician(s) Owned	Influence	.0.000	UnitedHealth Group Incorporated	.NO	.1
		.00000	98-1328471				Casa de Saúde Santa Therezinha Ltda.	.BRA	.NIA	Hospital Alvorada Taguatinga Ltda.	Ownership	100.000	UnitedHealth Group Incorporated	.NO	
		.00000	98-1328471				Casa de Saúde Santa Therezinha Ltda.	.BRA	.NIA	Esho – Empresa de Serviços Hospitalares S.A.	Ownership	.0.000	UnitedHealth Group Incorporated	.NO	
		.00000	82-5207935				Castle Rock SurgiCenter, LLC	.CO	.NIA	SCA-Castle Rock, LLC	Ownership	.51.000	UnitedHealth Group Incorporated	.NO	
		.00000	20-5807941				Catalyst360, LLC	.DE	.NIA	Optum Services, Inc.	Ownership	100.000	UnitedHealth Group Incorporated	.NO	
		.00000	98-1325466				Catamaran 2 Unlimited Company	.IRL	.NIA	UnitedHealthcare International VIII S.à r.l.	Ownership	100.000	UnitedHealth Group Incorporated	.NO	
		.00000	98-1069737				Catamaran S.à.r.l.	.LUX	.NIA	UnitedHealthcare International II S.à r.l.	Ownership	100.000	UnitedHealth Group Incorporated	.NO	
		.00000	82-1715584				CCEC Anesthesia Management, LLC	.TX	.NIA	Corpus Christi Endoscopy Center, L.L.P.	Ownership	100.000	UnitedHealth Group Incorporated	.NO	.2
		.00000	85-3868373				CDC Holdings Colombia S.A.S.	.COL	.NIA	Bordeaux UK Holdings II Limited	Ownership	100.000	UnitedHealth Group Incorporated	.NO	
		.00000	27-2533497				Cedar Park JV Partners, LLC	.TX	.NIA	SCA Cedar Park Holdings, LLC	Ownership	.43.700	UnitedHealth Group Incorporated	.NO	.2
		.00000	27-2533497				Cedar Park Surgery Center, LLC	.TX	.NIA	SCA Cedar Park Holdings, LLC	Ownership	.19.660	UnitedHealth Group Incorporated	.NO	.2
		.00000	27-2533497				Cedar Park Surgery Center, LLC	.TX	.NIA	Cedar Park JV Partners, LLC	Ownership	.35.500	UnitedHealth Group Incorporated	.NO	.2
		.00000	98-1111491				Cemed Care – Empresa de Atendimento Clínico Geral Ltda.	.BRA	.NIA	Esho – Empresa de Serviços Hospitalares S.A.	Ownership	.0.000	UnitedHealth Group Incorporated	.NO	
		.00000	98-1111491				Cemed Care – Empresa de Atendimento Clínico Geral Ltda.	.BRA	.NIA	Amil Assistência Médica Internacional S.A.	Ownership	100.000	UnitedHealth Group Incorporated	.NO	
		.00000					Center for Quality Improvement, LLC	.DE	.NIA	OptumRx Holdings, LLC	Ownership	100.000	UnitedHealth Group Incorporated	.NO	
		.00000	85-3324771				Center for Restorative Surgery at Maple Grove, LLC	.MN	.NIA	SCA Maple Grove Holdings, LLC	Ownership	.52.023	UnitedHealth Group Incorporated	.NO	.2
		.00000	33-0483510				Centers for Family Medicine, GP	.CA	.NIA	MH Physician Three Holdco, a Medical Corporation	Ownership	.99.000	UnitedHealth Group Incorporated	.NO	.1
		.00000					CentrifyHealth, LLC	.DE	.NIA	UnitedHealth Group Incorporated	Ownership	100.000	UnitedHealth Group Incorporated	.NO	
		.00000					Centro de Entrenamiento Capacitación en Reanimación SpA	.CHL	.NIA	Clínica Dávila y Servicios Médicos S.p.A.	Ownership	.99.000	UnitedHealth Group Incorporated	.NO	
		.00000					Centro de Entrenamiento Capacitación en Reanimación SpA	.CHL	.NIA	Servicios Integrados de Salud Ltda.	Ownership	.1.000	UnitedHealth Group Incorporated	.NO	
		.00000	98-1450490				Centro de Servicios Compartidos Banmédica SpA	.CHL	.NIA	Banmédica S.A.	Ownership	.99.900	UnitedHealth Group Incorporated	.NO	
		.00000	98-1450490				Centro de Servicios Compartidos Banmédica SpA	.CHL	.NIA	Constructora Inmobiliaria Magapoq S.A.	Ownership	.0.100	UnitedHealth Group Incorporated	.NO	
		.00000					Centro Médico Hospitalar Pitangueiras Ltda.	.BRA	.NIA	Hospital Alvorada Taguatinga Ltda.	Ownership	.0.000	UnitedHealth Group Incorporated	.NO	
		.00000					Centro Médico Hospitalar Pitangueiras Ltda.	.BRA	.NIA	Esho – Empresa de Serviços Hospitalares S.A.	Ownership	100.000	UnitedHealth Group Incorporated	.NO	
		.00000	98-1457197				Centro Odontológico Americano S.A.C.	.PER	.NIA	Pacifico S.A. Entidad Prestadora de Salud	Ownership	.80.000	UnitedHealth Group Incorporated	.NO	
		.00000	98-1451635				Centromed Quilpué S.A.	.CHL	.NIA	Administradora Médica Centromed S.A.	Ownership	.93.450	UnitedHealth Group Incorporated	.NO	
		.00000					Centros Médicos y Dentales Multimed Ltda.	.CHL	.NIA	Onesa SpA	Ownership	.99.990	UnitedHealth Group Incorporated	.NO	
		.00000					Centros Médicos y Dentales Multimed Ltda.	.CHL	.NIA	Clínica Dávila y Servicios Médicos S.p.A.	Ownership	.0.010	UnitedHealth Group Incorporated	.NO	
.0707	UnitedHealth Group Incorporated	.42765	42-1194107				Centurion Casualty Company	.NE	.IA	Specialty Benefits, LLC	Ownership	100.000	UnitedHealth Group Incorporated	.NO	
		.00000	46-1454664				Channel Islands Surgicenter Properties, LLC	.DE	.NIA	SCA Holding Company, Inc.	Ownership	.62.743	UnitedHealth Group Incorporated	.NO	
		.00000	58-1709761				Charleston Surgery Center Limited Partnership	.SC	.NIA	SCA-Charleston, LLC	Ownership	.25.056	UnitedHealth Group Incorporated	.NO	.2
		.00000	56-1449531				Charlotte Surgery Center, LLC	.NC	.NIA	Charlotte-SC, LLC	Ownership	.16.279	UnitedHealth Group Incorporated	.NO	.2
		.00000	62-1262567				Charlotte-SC, LLC	.DE	.NIA	SC Affiliates, LLC	Ownership	100.000	UnitedHealth Group Incorporated	.NO	
		.00000	82-4075002				Chatham Orthopaedic ASC, LLC	.GA	.NIA	SCA-Chatham, LLC	Ownership	.15.000	UnitedHealth Group Incorporated	.NO	.2
		.00000	26-2389638				Childrens Surgery Center LLC	.FL	.NIA	SCA-Central Florida, LLC	Ownership	.51.000	UnitedHealth Group Incorporated	.NO	
		.00000	87-2440218				Cielo House, Inc.	.CA	.NIA	Physician(s) Owned	Influence	.0.000	UnitedHealth Group Incorporated	.NO	.1
		.00000	62-1510209				Citrus Regional Surgery Center, L.P.	.TN	.NIA	SCA-Citrus, Inc.	Ownership	.57.000	UnitedHealth Group Incorporated	.NO	
		.00000	27-0204579				Claims Management Systems, Inc.	.FL	.NIA	Solstice Benefits, Inc.	Ownership	100.000	UnitedHealth Group Incorporated	.NO	
		.00000	20-3742012				Cleburne Surgical Center, LLC	.TX	.NIA	Surgical Care Affiliates, LLC	Influence	.0.000	UnitedHealth Group Incorporated	.NO	
		.00000	98-1459640				Clínica Alameda SpA	.CHL	.NIA	Vida Integra S.p.A.	Ownership	.99.800	UnitedHealth Group Incorporated	.NO	
		.00000	98-1459640				Clínica Alameda SpA	.CHL	.NIA	Saden S.A.	Ownership	.0.200	UnitedHealth Group Incorporated	.NO	

SCHEDULE Y
PART 1A - DETAIL OF INSURANCE HOLDING COMPANY SYSTEM

1	2	3	4	5	6	7	8	9	10	11	12	13	14	15	16
Group Code	Group Name	NAIC Company Code	ID Number	Federal RSSD	CIK	Name of Securities Exchange if Publicly Traded (U.S. or International)	Names of Parent, Subsidiaries Or Affiliates	Domi-ciliary Location	Relation-ship to Reporting Entity	Directly Controlled by (Name of Entity/Person)	Type of Control (Ownership, Board, Management, Attorney-in-Fact, Influence, Other)	If Control is Owner-ship Provide Percen-tage	Ultimate Controlling Entity(ies)/Person(s)	Is an SCA Filing Re-quired? (Yes/No)	*
		.00000	98-1443171				Clínica Bío Bío SpA	.CHL	NIA	Inversiones Clínicas Santa María SpA	Ownership	100.000	UnitedHealth Group Incorporated	.NO	
		.00000	98-1443171				Clínica Bío Bío SpA	.CHL	NIA	Banmédica S.A.	Ownership	0.000	UnitedHealth Group Incorporated	.NO	
		.00000	98-1442191				Clínica Ciudad del Mar S.A.	.CHL	NIA	Banmédica S.A.	Ownership	0.000	UnitedHealth Group Incorporated	.NO	
		.00000	98-1442191				Clínica Ciudad del Mar S.A.	.CHL	NIA	Inversiones Clínicas Santa María SpA	Ownership	100.000	UnitedHealth Group Incorporated	.NO	
		.00000	98-1446132				Clínica Dávila y Servicios Médicos S.p.A.	.CHL	NIA	Banmédica S.A.	Ownership	99.998	UnitedHealth Group Incorporated	.NO	
		.00000	98-1446132				Clínica Dávila y Servicios Médicos S.p.A.	.CHL	NIA	Clínica Santa María S.p.A.	Ownership	0.002	UnitedHealth Group Incorporated	.NO	
		.00000					Clínica del Country S.A.S.	.COL	NIA	CDC Holdings Colombia S.A.S.	Ownership	50.000	UnitedHealth Group Incorporated	.NO	
		.00000					Clínica del Country S.A.S.	.COL	NIA	Banmédica Internacional SpA	Ownership	50.000	UnitedHealth Group Incorporated	.NO	
		.00000					Clínica Médico Cirúrgica de Santa Tecla, S.A.	.PRT	NIA	Lusiadas, SGPS, S.A.	Ownership	96.330	UnitedHealth Group Incorporated	.NO	
		.00000	98-1350667					.PER	NIA	Pacifico S.A. Entidad Prestadora de Salud	Ownership	93.740	UnitedHealth Group Incorporated	.NO	
		.00000	98-1462343				Clínica San Felipe S.A.	.PER	NIA	Pacifico S.A. Entidad Prestadora de Salud	Ownership	100.000	UnitedHealth Group Incorporated	.NO	
		.00000	98-1458936				Clínica Sánchez Ferrer S.A.	.PER	NIA	Banmédica S.A.	Ownership	99.510	UnitedHealth Group Incorporated	.NO	
		.00000	98-1442754				Clínica Santa María S.p.A.	.CHL	NIA	Inversiones Clínicas Santa María SpA	Ownership	100.000	UnitedHealth Group Incorporated	.NO	
		.00000	98-1442745				Clínica Vespucio S.A.	.CHL	NIA	Banmédica S.A.	Ownership	0.000	UnitedHealth Group Incorporated	.NO	
		.00000	98-1442745				Clínica Vespucio S.A.	.CHL	NIA	OptumCare Colorado, LLC	Ownership	50.000	UnitedHealth Group Incorporated	.NO	
		.00000	46-2879718				Clinical Partners of Colorado Springs, LLC	.CO	NIA	HFHS-SCA Holdings, LLC	Ownership	52.800	UnitedHealth Group Incorporated	.NO	2
		.00000	20-2236024				Clinton Partners, LLC	.MI	NIA	Lusiadas, SGPS, S.A.	Ownership	90.000	UnitedHealth Group Incorporated	.NO	
		.00000	98-1350671				CLISA – Clínica de Santo António, S.A.	.PRT	NIA						
							CMO – Centro Médico de Oftalmologia S/S Ltda.	.BRA	NIA	Hospital Alvorada Taguatinga Ltda.	Ownership	99.000	UnitedHealth Group Incorporated	.NO	
		.00000	98-1337968				CMO – Centro Médico de Oftalmologia S/S Ltda.	.BRA	NIA	Lotten-Eyes Oftalmologia Clinica e Cirurgica Ltda.	Ownership	1.000	UnitedHealth Group Incorporated	.NO	
		.00000	98-1337968				CMS – Central de Manipulação e Serviços Farmacêuticos Ltda.	.BRA	NIA	Esho – Empresa de Serviços Hospitalares S.A.	Ownership	0.010	UnitedHealth Group Incorporated	.NO	
		.00000	98-1277015				CMS – Central de Manipulação e Serviços Farmacêuticos Ltda.	.BRA	NIA	COI – Clínicas Oncológicas Integradas S.A.	Ownership	99.990	UnitedHealth Group Incorporated	.NO	
		.00000	98-1277015				Coalition for Advanced Pharmacy Services, Inc.	.DE	NIA	Optum Hospice Pharmacy Services, LLC	Ownership	1.277	UnitedHealth Group Incorporated	.NO	
		.00000	27-1193028				Coalition for Advanced Pharmacy Services, Inc.	.DE	NIA	OptumRx Health Solutions, LLC	Ownership	93.266	UnitedHealth Group Incorporated	.NO	
		.00000	27-1193028				Coalition for Advanced Pharmacy Services, Inc.	.DE	NIA	OptumRx Home Delivery of Ohio, LLC	Ownership	0.116	UnitedHealth Group Incorporated	.NO	
		.00000	27-1193028				Coalition for Advanced Pharmacy Services, Inc.	.DE	NIA	OptumRx PBM of Maryland, LLC	Ownership	5.341	UnitedHealth Group Incorporated	.NO	
		.00000	54-1565791				Coastal Counseling Center, Inc.	.VA	NIA	Refresh Mental Health, Inc.	Ownership	100.000	UnitedHealth Group Incorporated	.NO	
		.00000	98-1444067				Cobranzas Banmédica SpA	.CHL	NIA	Saden S.A.	Ownership	0.000	UnitedHealth Group Incorporated	.NO	
		.00000	98-1444067				Cobranzas Banmédica SpA	.CHL	NIA	Banmédica S.A.	Ownership	100.000	UnitedHealth Group Incorporated	.NO	
		.00000	20-3056794				Cognitive-Behavioral Therapy Center of Western North Carolina, P.A.	.NC	NIA	Physician(s) Owned	Influence	0.000	UnitedHealth Group Incorporated	.NO	1
		.00000	98-1276040				COI – Clínicas Oncológicas Integradas S.A.	.BRA	NIA	Esho – Empresa de Serviços Hospitalares S.A.	Ownership	100.000	UnitedHealth Group Incorporated	.NO	
		.00000	27-2337616				Collaborative Care Holdings, LLC	.DE	NIA	OptumHealth Holdings, LLC	Ownership	100.000	UnitedHealth Group Incorporated	.NO	
		.00000	27-2337487				Collaborative Care Services, Inc.	.DE	NIA	Collaborative Care Holdings, LLC	Ownership	100.000	UnitedHealth Group Incorporated	.NO	
		.00000	45-2614005				Collaborative Realty, LLC	.NY	NIA	Collaborative Care Holdings, LLC	Ownership	100.000	UnitedHealth Group Incorporated	.NO	
		.00000					Colmedica Medicina Prepagada S.A.	.COL	NIA	Constructora Inmobiliaria Magapoq S.A.	Ownership	0.000	UnitedHealth Group Incorporated	.NO	
		.00000					Colmedica Medicina Prepagada S.A.	.COL	NIA	Banmédica S.A.	Ownership	76.270	UnitedHealth Group Incorporated	.NO	
		.00000	83-1529015				Colonial Outpatient Surgery Center, LLC	.FL	NIA	SCA-Colonial Partners, LLC	Ownership	51.000	UnitedHealth Group Incorporated	.NO	
		.00000	83-1529015				Colonial Outpatient Surgery Center, LLC	.FL	NIA	SC Affiliates, LLC	Ownership	14.000	UnitedHealth Group Incorporated	.NO	
		.00000	37-1636677				Colorado Innovative Physician Solutions, Inc.	.CO	NIA	OptumCare Colorado, LLC	Ownership	100.000	UnitedHealth Group Incorporated	.NO	
		.00000	84-1160450				Colorado Springs Surgery Center, Ltd.	.CO	NIA	SCA-Colorado Springs, LLC	Ownership	95.000	UnitedHealth Group Incorporated	.NO	
		.00000	52-2052733				Columbia Counseling Center P.A.	.MD	NIA	Physician(s) Owned	Influence	0.000	UnitedHealth Group Incorporated	.NO	1
		.00000	11-3647007				Comfort Care Transportation, LLC	.TX	NIA	WellMed Medical Management, Inc.	Ownership	100.000	UnitedHealth Group Incorporated	.NO	
		.00000	32-0551188				Connect Medical, P.C.	.NY	NIA	Physician(s) Owned	Influence	0.000	UnitedHealth Group Incorporated	.NO	1

STATEMENT AS OF SEPTEMBER 30, 2022 OF THE UnitedHealthcare Community Plan of Ohio, Inc.

SCHEDULE Y
PART 1A - DETAIL OF INSURANCE HOLDING COMPANY SYSTEM

1	2	3	4	5	6	7	8	9	10	11	12	13	14	15	16
Group Code	Group Name	NAIC Company Code	ID Number	Federal RSSD	CIK	Name of Securities Exchange if Publicly Traded (U.S. or International)	Names of Parent, Subsidiaries Or Affiliates	Domi-ciliary Location	Relation-ship to Reporting Entity	Directly Controlled by (Name of Entity/Person)	Type of Control (Ownership, Board, Management, Attorney-in-Fact, Influence, Other)	If Control is Owner-ship Provide Percen-tage	Ultimate Controlling Entity(ies)/Person(s)	Is an SCA Filing Re-quired? (Yes/No)	*
		.00000	06-1592173				Connecticut Surgery Center, Limited Partnership	CT	NIA	Surgical Care Affiliates, LLC	Ownership	1.637	UnitedHealth Group Incorporated	NO	
		.00000	06-1592173				Connecticut Surgery Center, Limited Partnership	CT	NIA	Connecticut Surgical Center, LLC	Ownership	51.000	UnitedHealth Group Incorporated	NO	
		.00000	26-1313646				Connecticut Surgery Properties, LLC	DE	NIA	SC Affiliates, LLC	Ownership	100.000	UnitedHealth Group Incorporated	NO	
		.00000	06-1156342				Connecticut Surgical Center, LLC	DE	NIA	Surgical Care Affiliates, LLC	Ownership	56.862	UnitedHealth Group Incorporated	NO	
		.00000	46-0891463				ConnectYourCare, Inc.	DE	NIA	Optum Financial, Inc.	Ownership	100.000	UnitedHealth Group Incorporated	NO	
		.00000	26-1274092				ConnectYourCare, LLC	MD	NIA	ConnectYourCare, Inc.	Ownership	100.000	UnitedHealth Group Incorporated	NO	
		.00000	98-1448720				Constructora Inmobiliaria Magapoq S.A.	CHL	NIA	Inmobiliaria Apoquindo 3600 Ltda.	Ownership	0.100	UnitedHealth Group Incorporated	NO	
		.00000	98-1448720				Constructora Inmobiliaria Magapoq S.A.	CHL	NIA	Banmédica S.A.	Ownership	99.900	UnitedHealth Group Incorporated	NO	
		.00000	20-0231080				Consumer Wellness Solutions, LLC	DE	NIA	RVO Health, LLC	Ownership	100.000	UnitedHealth Group Incorporated	NO	
		.00000	87-1134519				Cornerstone Surgery Center, LLC	FL	NIA	SC Affiliates, LLC	Ownership	100.000	UnitedHealth Group Incorporated	NO	
		.00000	20-2595593				Corpus Christi Endoscopy Center, L.L.P.	TX	NIA	SCA Pacific Holdings, Inc.	Ownership	18.500	UnitedHealth Group Incorporated	NO	2
		.00000					Country Scan Ltda.	COL	NIA	Patrimonio Autónomo Nueva Clínica	Ownership	51.800	UnitedHealth Group Incorporated	NO	
		.00000	75-2862780				Cross Timbers Surgery Center, LLC	TX	NIA	Surgical Care Affiliates, LLC	Influence	0.000	UnitedHealth Group Incorporated	NO	
		.00000	26-0080565				Cypress Care, Inc.	DE	NIA	Healthcare Solutions, Inc.	Ownership	100.000	UnitedHealth Group Incorporated	NO	
		.00000	63-1263704				Danbury Surgical Center, L.P.	GA	NIA	SunSurgery, LLC	Ownership	2.189	UnitedHealth Group Incorporated	NO	2
		.00000	63-1263704				Danbury Surgical Center, L.P.	GA	NIA	SCA Danbury Surgical Center, LLC	Ownership	32.647	UnitedHealth Group Incorporated	NO	2
		.00000	41-1879063				David C. Anderholm, M.D., P.A.	MN	NIA	Physician(s) Owned	Influence	0.000	UnitedHealth Group Incorporated	NO	1
		.00000	81-5101448				David Moen, M.D. P.C.	NY	NIA	Physician(s) Owned	Influence	0.000	UnitedHealth Group Incorporated	NO	1
		.00000	45-2380022				David R. Ferrell, M.D., P.C.	NV	NIA	Physician(s) Owned	Influence	0.000	UnitedHealth Group Incorporated	NO	1
		.00000	11-2811353				Day-OP Center Of Long Island Inc.	NY	NIA	Physician(s) Owned	Influence	0.000	UnitedHealth Group Incorporated	NO	1
		.00000	75-2790863				Day-Op Surgery Consulting Company, LLC	DE	NIA	ProHEALTH Medical Management, LLC	Ownership	100.000	UnitedHealth Group Incorporated	NO	
		.00000	83-1396214				Daybreak Real Estate, LLC	TN	NIA	Refresh Mental Health, Inc.	Ownership	100.000	UnitedHealth Group Incorporated	NO	
		.00000	52-1811176				DBP Services of New York IPA, Inc.	NY	NIA	Dental Benefit Providers, Inc.	Ownership	100.000	UnitedHealth Group Incorporated	NO	
		.00000	47-3322541				DBT and EMDR Specialists, P.A.	MN	NIA	Physician(s) Owned	Influence	0.000	UnitedHealth Group Incorporated	NO	1
							Dental Benefit Providers of California, Inc.	CA	IA	Dental Benefit Providers, Inc.	Ownership	100.000	UnitedHealth Group Incorporated	NO	
.0707	UnitedHealth Group Incorporated	.00000	52-1452809				Dental Benefit Providers of Illinois, Inc.	IL	IA	Dental Benefit Providers, Inc.	Ownership	100.000	UnitedHealth Group Incorporated	NO	
		.00000	36-4008355				Dental Benefit Providers, Inc.	DE	NIA	United HealthCare Services, Inc.	Ownership	100.000	UnitedHealth Group Incorporated	NO	
		.00000	41-2014834				Denton Endoscopy Surgery Center, LLC	TX	NIA	Surgical Care Affiliates, LLC	Influence	0.000	UnitedHealth Group Incorporated	NO	
		.00000	47-0926556				Denton Surgery Center, LLC	TX	NIA	Surgical Care Affiliates, LLC	Influence	0.000	UnitedHealth Group Incorporated	NO	
		.00000	82-1436601				Derry Surgical Center, LLC	NH	NIA	SCA-Derry, LLC	Ownership	72.000	UnitedHealth Group Incorporated	NO	
		.00000	98-1460401				Diagnóstico Ecotomográfico Centromed Ltda.	CHL	NIA	Administradora Médica Centromed S.A.	Ownership	50.000	UnitedHealth Group Incorporated	NO	
		.00000	98-1460347				Diasnóstico por Imágenes Centromed Ltda.	CHL	NIA	Centromed Quipué S.A.	Ownership	6.660	UnitedHealth Group Incorporated	NO	
		.00000	98-1460347				Diasnóstico por Imágenes Centromed Ltda.	CHL	NIA	Administradora Médica Centromed S.A.	Ownership	93.340	UnitedHealth Group Incorporated	NO	
		.00000	33-0292435				Digestive Disease Center, L.P.	CA	NIA	Beach Surgical Holdings LLC	Ownership	51.000	UnitedHealth Group Incorporated	NO	2
		.00000	98-1285762				Dilab Medicina Nuclear Ltda.	BRA	NIA	Esho – Empresa de Serviços Hospitalares S.A.	Ownership	100.000	UnitedHealth Group Incorporated	NO	
		.00000	27-4022876				Diplomat Blocker, LLC	DE	NIA	Diplomat Pharmacy, Inc.	Ownership	100.000	UnitedHealth Group Incorporated	NO	
		.00000	38-3453193				Diplomat Corporate Properties, LLC	MI	NIA	Diplomat Pharmacy, Inc.	Ownership	100.000	UnitedHealth Group Incorporated	NO	
		.00000	38-2063100				Diplomat Pharmacy, Inc.	MI	NIA	OptumRx Holdings, LLC	Ownership	100.000	UnitedHealth Group Incorporated	NO	
		.00000	20-8576702				Diplomat Specialty Pharmacy Great Lakes Distribution Center, LLC	MI	NIA	Diplomat Pharmacy, Inc.	Ownership	100.000	UnitedHealth Group Incorporated	NO	
		.00000					Diplomat Specialty Pharmacy of Ft.								
		.00000	26-0146551				Lauderdale, LLC	MI	NIA	Diplomat Pharmacy, Inc.	Ownership	100.000	UnitedHealth Group Incorporated	NO	
		.00000	45-3329728				Discovery Counseling & Consulting, LLC	VA	NIA	Refresh Mental Health, Inc.	Ownership	100.000	UnitedHealth Group Incorporated	NO	
		.00000	30-0238641				Distance Learning Network, Inc.	DE	NIA	OptumHealth Holdings, LLC	Ownership	100.000	UnitedHealth Group Incorporated	NO	
		.00000	47-2415159				divvyMED, LLC	DE	NIA	Penzo Enterprises, LLC	Ownership	100.000	UnitedHealth Group Incorporated	NO	
		.00000					DocASAP India Technologies Private Limited	IND	NIA	UnitedHealth International, Inc.	Ownership	0.092	UnitedHealth Group Incorporated	NO	
		.00000					DocASAP India Technologies Private Limited	IND	NIA	Optum Global Solutions (India) Private Limited	Ownership	99.908	UnitedHealth Group Incorporated	NO	
		.00000	84-4477557				DocASAP US, LLC	DE	NIA	DocASAP, Inc.	Ownership	100.000	UnitedHealth Group Incorporated	NO	
		.00000	26-4753954				DocASAP, Inc.	DE	NIA	OptumInsight, Inc.	Ownership	100.000	UnitedHealth Group Incorporated	NO	

SCHEDULE Y
PART 1A - DETAIL OF INSURANCE HOLDING COMPANY SYSTEM

1	2	3	4	5	6	7	8	9	10	11	12	13	14	15	16
Group Code	Group Name	NAIC Company Code	ID Number	Federal RSSD	CIK	Name of Securities Exchange if Publicly Traded (U.S. or International)	Names of Parent, Subsidiaries Or Affiliates	Domi-ciliary Location	Relation-ship to Reporting Entity	Directly Controlled by (Name of Entity/Person)	Type of Control (Ownership, Board, Management, Attorney-in-Fact, Influence, Other)	If Control is Owner-ship Provide Percen-tage	Ultimate Controlling Entity(ies)/Person(s)	Is an SCA Filing Re-quired? (Yes/No)	*
		.00000					Doctor + S.A.C.	.PER	NIA	Pacifico S.A. Entidad Prestadora de Salud	Ownership	100.000	UnitedHealth Group Incorporated	.NO	
		.00000	82-5264853				Dry Creek Surgery Center, LLC	.CO	NIA	SCA-Dry Creek, LLC	Ownership	59.273	UnitedHealth Group Incorporated	.NO	
		.00000	27-2176462				DSP Flint Real Estate, LLC	.MI	NIA	Diplomat Pharmacy, Inc.	Ownership	100.000	UnitedHealth Group Incorporated	.NO	
		.00000	27-2499399				DSP-Building C, LLC	.MI	NIA	Diplomat Pharmacy, Inc.	Ownership	100.000	UnitedHealth Group Incorporated	.NO	
		.00000	82-5181311				DTC Surgery Center, LLC	.CO	NIA	SCA-Denver Physicians Holdings, LLC	Ownership	100.000	UnitedHealth Group Incorporated	.NO	
		.00000	27-2103713				Dublin Surgery Center, LLC	.OH	NIA	SCA-Dublin, LLC	Ownership	10.000	UnitedHealth Group Incorporated	.NO	2
		.00000	82-0668583				Duluth Surgical Suites, LLC	.MN	NIA	SCA Duluth Holdings, LLC	Ownership	42.697	UnitedHealth Group Incorporated	.NO	2
		.00000	04-3106404				Durable Medical Equipment, Inc.	.MA	NIA	Reliant Medical Group, Inc.	Ownership	100.000	UnitedHealth Group Incorporated	.NO	1
		.00000	59-3625966				DWIC of Tampa Bay, Inc.	.FL	NIA	MedExpress Development, LLC	Ownership	100.000	UnitedHealth Group Incorporated	.NO	
		.00000	59-3705426				E Street Endoscopy, LLC	.FL	NIA	West Coast Endoscopy Holdings, LLC	Ownership	51.000	UnitedHealth Group Incorporated	.NO	
		.00000	95-4660712				Ear Professionals International Corporation	.DE	NIA	Specialty Benefits, LLC	Ownership	100.000	UnitedHealth Group Incorporated	.NO	
		.00000	02-0593133				East Brunswick Surgery Center, LLC	.NJ	NIA	Endoscopy Center Affiliates, Inc.	Ownership	27.000	UnitedHealth Group Incorporated	.NO	
		.00000	02-0593133				East Brunswick Surgery Center, LLC	.NJ	NIA	ASC Holdings of New Jersey, LLC	Ownership	51.000	UnitedHealth Group Incorporated	.NO	
		.00000	71-0923682				eCode Solutions, LLC	.DE	NIA	Surgical Care Affiliates, LLC	Ownership	100.000	UnitedHealth Group Incorporated	.NO	
		.00000	61-0981240				Edelson & Associates, PSC	.KY	NIA	Refresh Kentucky, PLLC	Ownership	100.000	UnitedHealth Group Incorporated	.NO	
		.00000	84-1162764				Electronic Network Systems, Inc.	.DE	NIA	Optum360 Solutions, LLC	Ownership	100.000	UnitedHealth Group Incorporated	.NO	
		.00000	47-3861802				Elite Focus Clinic, Inc., a Professional Corporation	.CA	NIA	Physician(s) Owned	Influence	0.000	UnitedHealth Group Incorporated	.NO	1
		.00000	98-1339173				Elual Participações S.A.	.BRA	NIA	Esho – Empresa de Serviços Hospitalares S.A.	Ownership	39.990	UnitedHealth Group Incorporated	.NO	
		.00000	98-1339173				Elual Participações S.A.	.BRA	NIA	Anil Assistência Médica Internacional S.A.	Ownership	60.010	UnitedHealth Group Incorporated	.NO	
		.00000	87-1240516				EM Orange Tree LLC	.CA	NIA	EPIC Management Services, LLC	Ownership	100.000	UnitedHealth Group Incorporated	.NO	
		.00000					Emisar Pharma Services LLC	.DE	NIA	Optum Pharma Services Holdings, Inc.	Ownership	100.000	UnitedHealth Group Incorporated	.NO	
		.00000	26-2195068				Empire Physician Management Company, LLC	.CA	NIA	North American Medical Management	Ownership	100.000	UnitedHealth Group Incorporated	.NO	
		.00000	33-0181426				Empire Physicians' Medical Group, Inc.	.CA	NIA	California, Inc.	Ownership	100.000	UnitedHealth Group Incorporated	.NO	1
		.00000	77-0317478				Empremédica S. A.	.PER	NIA	NAMM Medical Group Holdings, Inc.	Ownership	100.000	UnitedHealth Group Incorporated	.NO	
		.00000	89087				Endoscopy Center Affiliates, Inc.	.DE	NIA	Bannédica S.A.	Ownership	100.000	UnitedHealth Group Incorporated	.NO	
.0707	UnitedHealth Group Incorporated	.89087	75-1617708				Enterprise Life Insurance Company	.TX	.IA	National Surgery Centers, LLC	Ownership	100.000	UnitedHealth Group Incorporated	.NO	
		.00000					EP Campus I, LLC	.DE	NIA	Freedom Life Insurance Company of America	Ownership	100.000	UnitedHealth Group Incorporated	.NO	
		.00000	27-2767291				EPIC Health Plan	.CA	NIA	UnitedHealthcare Insurance Company	Ownership	100.000	UnitedHealth Group Incorporated	.NO	
		.00000	33-0654147				EPIC Management Services, LLC	.DE	NIA	EPIC Management Services, LLC	Ownership	100.000	UnitedHealth Group Incorporated	.NO	
		.00000	81-0732646				Equian Parent Corp.	.DE	NIA	Collaborative Care Holdings, LLC	Ownership	100.000	UnitedHealth Group Incorporated	.NO	
		.00000	27-0083277				Equian, LLC	.IN	NIA	OptumInsight, Inc.	Ownership	100.000	UnitedHealth Group Incorporated	.NO	
		.00000					Esho – Empresa de Serviços Hospitalares S.A.	.BRA	NIA	Equian Parent Corp.	Ownership	100.000	UnitedHealth Group Incorporated	.NO	
		.00000	83-2740282				Eugene Center of Anxiety and Stress, LLC	.OR	NIA	Anil Assistência Médica Internacional S.A.	Ownership	99.749	UnitedHealth Group Incorporated	.NO	
		.00000	90-0624377				Eugene Therapy, LLC	.OR	NIA	Physician(s) Owned	Influence	0.000	UnitedHealth Group Incorporated	.NO	1
		.00000	81-1070402				Everett MSO, Inc.	.WA	NIA	Physician(s) Owned	Influence	0.000	UnitedHealth Group Incorporated	.NO	1
		.00000	81-1625636				Everett Physicians, Inc. P.S.	.WA	NIA	OptumCare Holdings, LLC	Ownership	100.000	UnitedHealth Group Incorporated	.NO	1
		.00000	61-1752488				Evolve, LLC	.WI	NIA	Physician(s) Owned	Influence	0.000	UnitedHealth Group Incorporated	.NO	1
		.00000	77-0560460				Excel MSO, LLC	.CA	NIA	Refresh Evolve, LLC	Ownership	100.000	UnitedHealth Group Incorporated	.NO	
		.00000	20-0087132				Excelsior Insurance Brokerage, Inc.	.DE	NIA	OptumCare Management, LLC	Ownership	100.000	UnitedHealth Group Incorporated	.NO	
		.00000	11-3669765				Executive Health Resources, Inc.	.PA	NIA	HealthMarkets Insurance Agency, Inc.	Ownership	100.000	UnitedHealth Group Incorporated	.NO	
		.00000	30-0701899				Executive Surgery Center, L.L.C.	.TX	NIA	Optum360 Solutions, LLC	Ownership	100.000	UnitedHealth Group Incorporated	.NO	
		.00000	98-1259260				Exploration for Mine Clearance LLC	.IRQ	NIA	SCA-Houston Executive, LLC	Ownership	54.466	UnitedHealth Group Incorporated	.NO	
		.00000					Eye Clinic Oftalmologia Clínico Cirúrgica e Diagnóstico Ltda.	.BRA	NIA	UnitedHealthcare Global Medical (UK) Limited	Ownership	100.000	UnitedHealth Group Incorporated	.NO	
		.00000	27-0927202				Fairhaven Holdings, LLC	.TN	NIA	Hospital Alvorada Taguatinga Ltda.	Ownership	100.000	UnitedHealth Group Incorporated	.NO	
		.00000	46-3765364				Fairhaven Real Estate, LLC	.TN	NIA	SCA AHN JV Holdings, LLC	Ownership	51.000	UnitedHealth Group Incorporated	.NO	
		.00000	83-0693501							Refresh Mental Health, Inc.	Ownership	100.000	UnitedHealth Group Incorporated	.NO	
		.00000								Refresh Mental Health, Inc.	Ownership	100.000	UnitedHealth Group Incorporated	.NO	

SCHEDULE Y
PART 1A - DETAIL OF INSURANCE HOLDING COMPANY SYSTEM

1	2	3	4	5	6	7	8	9	10	11	12	13	14	15	16
Group Code	Group Name	NAIC Company Code	ID Number	Federal RSSD	CIK	Name of Securities Exchange if Publicly Traded (U.S. or International)	Names of Parent, Subsidiaries Or Affiliates	Domi-ciliary Location	Relation-ship to Reporting Entity	Directly Controlled by (Name of Entity/Person)	Type of Control (Ownership, Board, Management, Attorney-in-Fact, Influence, Other)	If Control is Owner-ship Provide Percen-tage	Ultimate Controlling Entity(ies)/Person(s)	Is an SCA Filing Re-quired? (Yes/No)	*
		.00000	27-0820363				Family Counseling Associates of Salem Andover LLC	.NH	NIA	Physician(s) Owned	Influence	0.000	UnitedHealth Group Incorporated	.NO	.1
		.00000	88-0223385				Family Health Care Services	.NV	NIA	Sierra Health Services, Inc.	Ownership	100.000	UnitedHealth Group Incorporated	.NO	
		.00000	88-0257036				Family Home Hospice, Inc.	.NV	NIA	Sierra Health Services, Inc.	Ownership	100.000	UnitedHealth Group Incorporated	.NO	
		.00000	87-4007730				Ferrell Physician Services, P.C.	.NY	NIA	Physician(s) Owned	Influence	0.000	UnitedHealth Group Incorporated	.NO	.1
		.00000	82-2929226				First Coast Orthopedic Center, LLC	.FL	NIA	ASV-HOPCo-SCA Florida, LLC	Ownership	51.000	UnitedHealth Group Incorporated	.NO	.2
		.00000	85-2966587				First Family Insurance, LLC	.DE	NIA	Golden Rule Financial Corporation	Ownership	100.000	UnitedHealth Group Incorporated	.NO	
		.00000	47-2066485				First Hill Surgery Center, LLC	.WA	NIA	Physician(s) Owned	Influence	0.000	UnitedHealth Group Incorporated	.NO	.1
		.00000	23-2849332				First Risk Advisors, Inc.	.PA	NIA	UHC Holdings, Inc.	Ownership	100.000	UnitedHealth Group Incorporated	.NO	
		.00000	51-0484581				First Step Services, LLC	.NC	NIA	Physician(s) Owned	Influence	0.000	UnitedHealth Group Incorporated	.NO	.1
		.00000	35-2753945				Flight Advisors LLC	.DE	NIA	United HealthCare Services, Inc.	Ownership	100.000	UnitedHealth Group Incorporated	.NO	
		.00000					Flight Basic Services LLC	.DE	NIA	United HealthCare Services, Inc.	Ownership	100.000	UnitedHealth Group Incorporated	.NO	
		.00000					Flight Management Specialists LLC	.DE	NIA	United HealthCare Services, Inc.	Ownership	100.000	UnitedHealth Group Incorporated	.NO	
		.00000	62-1551098				Florence Surgery Center, L.P.	.TN	NIA	SCA-Florence, LLC	Ownership	20.000	UnitedHealth Group Incorporated	.NO	.2
		.00000	35-2456267				FMG Holdings, LLC	.DE	NIA	UnitedHealth Group Incorporated	Ownership	98.704	UnitedHealth Group Incorporated	.NO	
		.00000	35-2456267				FMG Holdings, LLC	.DE	NIA	Hygeia Corporation	Ownership	1.296	UnitedHealth Group Incorporated	.NO	
		.00000	86-0908902				For Health of Arizona, Inc.	.AZ	NIA	For Health, Inc.	Ownership	100.000	UnitedHealth Group Incorporated	.NO	
		.00000	33-0766617				For Health, Inc.	.DE	NIA	Inspiris, Inc.	Ownership	100.000	UnitedHealth Group Incorporated	.NO	
		.00000	77-0368346				Fort Worth Endoscopy Centers, LLC	.TX	NIA	Surgical Care Affiliates, LLC	Influence	0.000	UnitedHealth Group Incorporated	.NO	
		.00000	86-0901608				Fortified Provider Network, Inc.	.AZ	NIA	Equian Parent Corp.	Ownership	100.000	UnitedHealth Group Incorporated	.NO	
							Foundation Surgery Affiliate General of								
		.00000	20-4647560				Huntingdon Valley, LLC	.OK	NIA	Virtua-SCA Holdings II, LLC	Ownership	55.510	UnitedHealth Group Incorporated	.NO	.2
							Foundation Surgery Affiliate of Huntingdon								
		.00000	68-0499459				Valley, L.P.	.OK	NIA	Virtua-SCA Holdings II, LLC	Ownership	54.944	UnitedHealth Group Incorporated	.NO	.2
							Foundation Surgery Affiliate of Huntingdon								
		.00000	68-0499459				Valley, L.P.	.OK	NIA	Foundation Surgery Affiliate General of	Ownership	1.021	UnitedHealth Group Incorporated	.NO	.2
		.00000	20-3412606				Franklin Surgical Center LLC	.NJ	NIA	SCA-Franklin, LLC	Ownership	51.332	UnitedHealth Group Incorporated	.NO	
.0707	UnitedHealth Group Incorporated	.62324	61-1096685				Freedom Life Insurance Company of America	.TX	.IA	USHEALTH Group, Inc.	Ownership	100.000	UnitedHealth Group Incorporated	.NO	
		.00000	82-3453993				Freeway Surgicenter of Houston, LLC	.TX	NIA	SCA-Freeway Holdings, LLC	Ownership	59.322	UnitedHealth Group Incorporated	.NO	
										UnitedHealthcare Global Medical (UK)					
		.00000	98-1101521				Frontier MEDEX Limited	.IRQ	NIA	Limited	Ownership	100.000	UnitedHealth Group Incorporated	.NO	
										UnitedHealthcare Global Medical (UK)					
		.00000	98-1172769				Frontier Medex Tanzania Limited	.TZA	NIA	Limited	Ownership	99.000	UnitedHealth Group Incorporated	.NO	
										UnitedHealthcare Global Medical (UK)					
		.00000	98-1147103				FrontierMEDEX Kenya Limited	.KEN	NIA	Limited	Ownership	99.900	UnitedHealth Group Incorporated	.NO	
		.00000	98-1147103				FrontierMEDEX Kenya Limited	.KEN	NIA	UnitedHealthcare International I B.V.	Ownership	0.100	UnitedHealth Group Incorporated	.NO	
		.00000	33-1219808				FrontierMEDEX US, Inc.	.DE	NIA	UnitedHealth Group Incorporated	Ownership	75.387	UnitedHealth Group Incorporated	.NO	
		.00000	33-1219808				FrontierMEDEX US, Inc.	.DE	NIA	FMG Holdings, LLC	Ownership	24.613	UnitedHealth Group Incorporated	.NO	
		.00000	52-2230470				FrontierMEDEX, Inc.	.MN	NIA	FrontierMEDEX US, Inc.	Ownership	100.000	UnitedHealth Group Incorporated	.NO	
		.00000					Fundación Bannédica	.CHL	NIA	Bannédica S.A.	Ownership	100.000	UnitedHealth Group Incorporated	.NO	
		.00000	63-0833765				Gadsden Surgery Center, LLC	.DE	NIA	SC Affiliates, LLC	Ownership	100.000	UnitedHealth Group Incorporated	.NO	
		.00000	27-0556097				Genoa Healthcare LLC	.PA	NIA	Specialized Pharmaceuticals, Inc.	Ownership	100.000	UnitedHealth Group Incorporated	.NO	
		.00000	47-3851949				Genoa Healthcare, Inc.	.DE	NIA	OptumRx Holdings, LLC	Ownership	100.000	UnitedHealth Group Incorporated	.NO	
		.00000	20-5009764				Genoa of Arkansas, LLC	.AR	NIA	Genoa Healthcare LLC	Ownership	100.000	UnitedHealth Group Incorporated	.NO	
		.00000					Genoa Technology (Canada) Inc.	.CAN	NIA	Genoa Technology, Inc.	Ownership	100.000	UnitedHealth Group Incorporated	.NO	
		.00000	38-4034308				Genoa Technology, Inc.	.DE	NIA	Genoa Healthcare LLC	Ownership	100.000	UnitedHealth Group Incorporated	.NO	
		.00000	45-3010132				Genoa Telepsychiatry, Inc.	.DE	NIA	Genoa Healthcare LLC	Ownership	100.000	UnitedHealth Group Incorporated	.NO	
		.00000	81-4703295				Genoa, QoL Wholesale, LLC	.DE	NIA	Genoa Healthcare LLC	Ownership	100.000	UnitedHealth Group Incorporated	.NO	
		.00000	37-0920164				gethealthinsurance.com Agency Inc.	.IN	NIA	Golden Rule Financial Corporation	Ownership	100.000	UnitedHealth Group Incorporated	.NO	
		.00000	92-0335511				GH 22 Holdings, Inc.	.DE	NIA	United HealthCare Services, Inc.	Ownership	100.000	UnitedHealth Group Incorporated	.NO	
		.00000	65-1025514				Gladliolus Surgery Center, L.L.C.	.FL	NIA	SCA-Gladliolus, LLC	Ownership	50.789	UnitedHealth Group Incorporated	.NO	
		.00000	47-3495605				GLBESC, LLC	.DE	NIA	Beach Surgical Holdings LLC	Ownership	52.270	UnitedHealth Group Incorporated	.NO	.2
		.00000	33-0595220				Glenwood Surgical Center, L.P.	.CA	NIA	SCA-Glenwood Holdings, LLC	Ownership	56.730	UnitedHealth Group Incorporated	.NO	
		.00000	33-0595220				Glenwood Surgical Center, L.P.	.CA	NIA	Glenwood-SC, Inc.	Ownership	1.080	UnitedHealth Group Incorporated	.NO	

SCHEDULE Y
PART 1A - DETAIL OF INSURANCE HOLDING COMPANY SYSTEM

1	2	3	4	5	6	7	8	9	10	11	12	13	14	15	16
Group Code	Group Name	NAIC Company Code	ID Number	Federal RSSD	CIK	Name of Securities Exchange if Publicly Traded (U.S. or International)	Names of Parent, Subsidiaries Or Affiliates	Domi-ciliary Location	Relation-ship to Reporting Entity	Directly Controlled by (Name of Entity/Person)	Type of Control (Ownership, Board, Management, Attorney-in-Fact, Influence, Other)	If Control is Owner-ship Provide Percen-tage	Ultimate Controlling Entity(ies)/Person(s)	Is an SCA Filing Re-quired? (Yes/No)	*
0707	UnitedHealth Group Incorporated	.00000	62-1601450	3057283			Glenwood-SC, Inc.	.TN	NIA	SC Affiliates, LLC	Ownership	100.000	UnitedHealth Group Incorporated	.NO	
		.00000	27-3337336				Global One Ventures, LLC	.CA	NIA	SCA Global One Holdings, LLC	Ownership	100.000	UnitedHealth Group Incorporated	.NO	
		.00000					Global Traveler Organization (Cayman) SPC Limited	.CYM	NIA	PGH Global (Cayman) Limited	Ownership	100.000	UnitedHealth Group Incorporated	.NO	
		.00000	20-3420886				Golden Outlook, Inc.	.CA	NIA	Golden Rule Financial Corporation	Ownership	100.000	UnitedHealth Group Incorporated	.NO	
		.00000	37-0855360				Golden Rule Financial Corporation	.DE	NIA	UnitedHealth Group Incorporated	Ownership	100.000	UnitedHealth Group Incorporated	.NO	
		.62286	37-6028756				Golden Rule Insurance Company	.IN	IA	Golden Rule Financial Corporation	Ownership	100.000	UnitedHealth Group Incorporated	.NO	
		.00000	33-0529450				Golden Triangle Surgicenter, L.P.	.CA	NIA	Surgery Centers-West Holdings, LLC	Ownership	51.000	UnitedHealth Group Incorporated	.NO	
		.00000	52-1597483				Grandview Surgery Center, LTD.	.PA	NIA	Camp Hill Ambulatory Centers	Ownership	41.993	UnitedHealth Group Incorporated	.NO	2
		.00000	93-1237063				Grants Pass Surgery Center, LLC	.OR	NIA	SCA-Grants Pass, LLC	Ownership	51.000	UnitedHealth Group Incorporated	.NO	
		.00000	27-2337725				Greater Phoenix Collaborative Care, P.C.	.AZ	NIA	Physician(s) Owned	Influence	0.000	UnitedHealth Group Incorporated	.NO	1
		.00000	36-4053840				Greensboro Specialty Surgery Center, LLC	.NC	NIA	NSC Greensboro West, LLC	Ownership	50.100	UnitedHealth Group Incorporated	.NO	2
		.00000	74-2411643				Greenville Surgery Center, LLC	.TX	NIA	Surgical Care Affiliates, LLC	Influence	0.000	UnitedHealth Group Incorporated	.NO	
		.00000	85-3346468				Greenway Surgical Suites, LLC	.MN	NIA	SCA Greenway Holdings, LLC	Ownership	52.766	UnitedHealth Group Incorporated	.NO	2
		.00000	33-0749339				Grossmont Surgery Center, L.P.	.CA	NIA	SunSurgery, LLC	Ownership	1.000	UnitedHealth Group Incorporated	.NO	2
		.00000	33-0749339				Grossmont Surgery Center, L.P.	.CA	NIA	Medical Surgical Centers of America, Inc.	Ownership	31.645	UnitedHealth Group Incorporated	.NO	2
		.00000	01-0619096				Grove Place Surgery Center, L.L.C.	.FL	NIA	SCA-Grove Place, LLC	Ownership	51.000	UnitedHealth Group Incorporated	.NO	
		.00000	01-0619096				Grove Place Surgery Center, L.L.C.	.FL	NIA	SC Affiliates, LLC	Ownership	3.060	UnitedHealth Group Incorporated	.NO	
		.00000	26-1227494				H.I. Investments Holding Company, LLC	.DE	NIA	Health Inventures, LLC	Ownership	100.000	UnitedHealth Group Incorporated	.NO	
		.00000	98-0213198				H&W Indemnity (SPC), Ltd.	.CYM	NIA	UnitedHealth Group Incorporated	Ownership	100.000	UnitedHealth Group Incorporated	.NO	
		.79480	35-1279304				Harken Health Insurance Company	.WI	IA	UnitedHealthcare, Inc.	Ownership	100.000	UnitedHealth Group Incorporated	.NO	
		.00000	26-3234725				Harrison Endo Surgical Center, LLC	.NJ	NIA	Virtua-SCA Holdings, LLC	Ownership	55.000	UnitedHealth Group Incorporated	.NO	2
		.00000					Hawthorn Place Outpatient Surgery Center, L.P.	.GA	NIA	SHC Hawthorn, Inc.	Ownership	20.000	UnitedHealth Group Incorporated	.NO	2
		.00000	85-2037257				Hays JV Partners, LLC	.TX	NIA	SCA Hays Holdings, LLC	Ownership	31.373	UnitedHealth Group Incorporated	.NO	2
		.00000	27-4579547				Hays Surgery Center, LLC	.TX	NIA	SCA Hays Holdings, LLC	Ownership	9.000	UnitedHealth Group Incorporated	.NO	
		.00000	27-4579547				Hays Surgery Center, LLC	.TX	NIA	Hays JV Partners, LLC	Ownership	51.000	UnitedHealth Group Incorporated	.NO	
		.00000	81-2378903				HCAT Acquisition Inc.	.DE	NIA	WellMed Medical Management, Inc.	Ownership	100.000	UnitedHealth Group Incorporated	.NO	
		.00000					HCentive Technology India Private Limited	.IND	NIA	Optum Global Solutions (India) Private Limited	Ownership	99.990	UnitedHealth Group Incorporated	.NO	
		.00000					HCentive Technology India Private Limited	.IND	NIA	UnitedHealth International, Inc.	Ownership	0.010	UnitedHealth Group Incorporated	.NO	
		.00000	27-0549481				hCentive, Inc.	.DE	NIA	Optum Government Solutions, Inc.	Ownership	100.000	UnitedHealth Group Incorporated	.NO	
		.00000	45-3007213				HCP ACO California, LLC	.CA	NIA	OptumCare Management, LLC	Ownership	100.000	UnitedHealth Group Incorporated	.NO	
		.00000	33-0673883				Health Care-ONE Insurance Agency, Inc.	.CA	NIA	USHEALTH Advisors, LLC	Ownership	50.000	UnitedHealth Group Incorporated	.NO	
		.00000	20-5944768				Health Inventures Employment Solutions, LLC	.DE	NIA	Health Inventures, LLC	Ownership	100.000	UnitedHealth Group Incorporated	.NO	
		.00000	04-3723090				Health Inventures, LLC	.DE	NIA	SC Affiliates, LLC	Ownership	100.000	UnitedHealth Group Incorporated	.NO	
		.96342	88-0201035				Health Plan of Nevada, Inc.	.NV	IA	Sierra Health Services, Inc.	Ownership	100.000	UnitedHealth Group Incorporated	.NO	
		.00000	75-2674367				Healthcare Associates of Irving PLLC	.TX	NIA	USMD Affiliated Services	Ownership	100.000	UnitedHealth Group Incorporated	.NO	
		.00000	81-0760425				Healthcare Associates of Texas LLC	.DE	NIA	HCAT Acquisition Inc.	Ownership	100.000	UnitedHealth Group Incorporated	.NO	
		.00000					HealthCare Partners Affiliates Medical Group			HealthCare Partners Associates Medical Group, P.C.	Ownership	95.000	UnitedHealth Group Incorporated	.NO	1
		.00000	26-4247365				HealthCare Partners ASC-HB, LLC	.CA	NIA	Talbert Medical Group, P.C.	Ownership	100.000	UnitedHealth Group Incorporated	.NO	1
		.00000					HealthCare Partners ASC-LB, LLC	.CA	NIA	HealthCare Partners Associates Medical Group, P.C.	Ownership	1.000	UnitedHealth Group Incorporated	.NO	
		.00000	95-4628842				HealthCare Partners ASC-LB, LLC	.CA	NIA	OptumCare Management, LLC	Ownership	99.000	UnitedHealth Group Incorporated	.NO	
		.00000	95-4628842				HealthCare Partners Associates Medical Group, P.C.	.CA	NIA	Physician(s) Owned	Influence	0.000	UnitedHealth Group Incorporated	.NO	1
		.00000	45-5273760				HealthCare Partners Management Services California, LLC	.DE	NIA	OptumCare Management, LLC	Ownership	100.000	UnitedHealth Group Incorporated	.NO	
		.00000	95-4340584				HealthCare Partners Medical Group, P.C.	.CA	NIA	Physician(s) Owned	Influence	0.000	UnitedHealth Group Incorporated	.NO	1
		.00000	81-1080535				HealthCare Partners RE, LLC	.DE	NIA	OptumCare Holdings, LLC	Ownership	100.000	UnitedHealth Group Incorporated	.NO	
		.00000	77-0693060				Healthcare Solutions, Inc.	.DE	NIA	OptumRx Administrative Services, LLC	Ownership	100.000	UnitedHealth Group Incorporated	.NO	
		.00000	20-3349887				HealthEast Surgery Center-Maplewood, LLC	.MN	NIA	H.I. Investments Holding Company, LLC	Ownership	25.936	UnitedHealth Group Incorporated	.NO	2
		.00000					HealthFirst IPA, Inc.	.CO	NIA	New West Physicians, Inc.	Ownership	100.000	UnitedHealth Group Incorporated	.NO	

SCHEDULE Y
PART 1A - DETAIL OF INSURANCE HOLDING COMPANY SYSTEM

1	2	3	4	5	6	7	8	9	10	11	12	13	14	15	16
Group Code	Group Name	NAIC Company Code	ID Number	Federal RSSD	CIK	Name of Securities Exchange if Publicly Traded (U.S. or International)	Names of Parent, Subsidiaries Or Affiliates	Domi-ciliary Location	Relation-ship to Reporting Entity	Directly Controlled by (Name of Entity/Person)	Type of Control (Ownership, Board, Management, Attorney-in-Fact, Influence, Other)	If Control is Owner-ship Provide Percen-tage	Ultimate Controlling Entity(ies)/Person(s)	Is an SCA Filing Re-quired? (Yes/No)	*
		.00000					Healthgrades Marketplace, LLC	.DE	.NIA	RVO Health, LLC	Ownership	100.000	UnitedHealth Group Incorporated	.NO	
		.00000					Healthline Group, LLC	.DE	.NIA	RVO Health, LLC	Ownership	100.000	UnitedHealth Group Incorporated	.NO	
		.00000					Healthline Holdings, LLC	.DE	.NIA	RVO Health, LLC	Ownership	100.000	UnitedHealth Group Incorporated	.NO	
		.00000	47-2570595				HealthMarkets Group, Inc.	.DE	.NIA	HealthMarkets, LLC	Ownership	100.000	UnitedHealth Group Incorporated	.NO	
		.00000	27-0277771				HealthMarkets Insurance Agency, Inc.	.DE	.NIA	HealthMarkets Group, Inc.	Ownership	100.000	UnitedHealth Group Incorporated	.NO	
		.00000	46-1131431				HealthMarkets Services, Inc.	.DE	.NIA	HealthMarkets Group, Inc.	Ownership	100.000	UnitedHealth Group Incorporated	.NO	
		.00000	75-2044750	4346649			HealthMarkets, Inc.	.DE	.NIA	Golden Rule Financial Corporation	Ownership	100.000	UnitedHealth Group Incorporated	.NO	
		.00000					HealthMarkets, LLC	.DE	.NIA	HealthMarkets, Inc.	Ownership	100.000	UnitedHealth Group Incorporated	.NO	
		.00000	83-2329503				Healthplex America, LLC	.FL	.NIA	Marlin Holding Company LLC	Ownership	100.000	UnitedHealth Group Incorporated	.NO	
		.00000	45-2548158				Healthplex Dental Services, Inc.	.FL	.IA	Healthplex, Inc.	Ownership	100.000	UnitedHealth Group Incorporated	.NO	
		.00000	11-3554436				Healthplex I.P.A., Inc.	.NY	.NIA	Healthplex, Inc.	Ownership	100.000	UnitedHealth Group Incorporated	.NO	
.0707	UnitedHealth Group Incorporated	.11172	11-3469326				Healthplex Insurance Company	.NY	.IA	Healthplex, Inc.	Ownership	100.000	UnitedHealth Group Incorporated	.NO	
		.00000	20-8999255				Healthplex of CT, Inc.	.CT	.NIA	Healthplex, Inc.	Ownership	100.000	UnitedHealth Group Incorporated	.NO	
		.00000	20-5644765				Healthplex of DC, Inc.	.DC	.NIA	Healthplex, Inc.	Ownership	100.000	UnitedHealth Group Incorporated	.NO	
		.00000	20-5644779				Healthplex of MD, Inc.	.MD	.NIA	Healthplex, Inc.	Ownership	100.000	UnitedHealth Group Incorporated	.NO	
		.00000	32-0572262				Healthplex of ME, Inc.	.ME	.NIA	Healthplex, Inc.	Ownership	100.000	UnitedHealth Group Incorporated	.NO	
		.00000	35-2633905				Healthplex of NC, Inc.	.NC	.NIA	Healthplex, Inc.	Ownership	100.000	UnitedHealth Group Incorporated	.NO	
.0707	UnitedHealth Group Incorporated	.12830	20-5343824				Healthplex of NJ, Inc.	.NJ	.IA	Healthplex, Inc.	Ownership	100.000	UnitedHealth Group Incorporated	.NO	
		.00000	45-0705334				Healthplex of TX, Inc.	.TX	.NIA	Healthplex, Inc.	Ownership	100.000	UnitedHealth Group Incorporated	.NO	
		.00000	11-2714365				Healthplex, Inc.	.NY	.NIA	Healthplex America, LLC	Ownership	100.000	UnitedHealth Group Incorporated	.NO	
		.00000	71-0847266				HealthSCOPE Benefits, Inc.	.DE	.NIA	HealthSCOPE Holdings, Inc.	Ownership	100.000	UnitedHealth Group Incorporated	.NO	
		.00000	47-1409110				HealthSCOPE Holdings, Inc.	.DE	.NIA	UMR, Inc.	Ownership	100.000	UnitedHealth Group Incorporated	.NO	
		.00000	83-2722254				Heartland Heart and Vascular, LLC	.DE	.NIA	Endoscopy Center Affiliates, Inc.	Ownership	1.000	UnitedHealth Group Incorporated	.NO	
		.00000	83-2722254				Heartland Heart and Vascular, LLC	.DE	.NIA	SCA Heartland Holdings, LLC	Ownership	99.000	UnitedHealth Group Incorporated	.NO	
		.00000					Help Seguros de Vida S.A.	.CHL	.NIA	Banmédica S.A.	Ownership	100.000	UnitedHealth Group Incorporated	.NO	
		.00000					Help Seguros de Vida S.A.	.CHL	.NIA	Banmédica Internacional SpA	Ownership	0.000	UnitedHealth Group Incorporated	.NO	
		.00000					Help Service S.A.	.CHL	.NIA	Saden S.A.	Ownership	0.000	UnitedHealth Group Incorporated	.NO	
		.00000					Help Service S.A.	.CHL	.NIA	Banmédica S.A.	Ownership	100.000	UnitedHealth Group Incorporated	.NO	
		.00000	98-1443161				Help SpA	.CHL	.NIA	Banmédica S.A.	Ownership	100.000	UnitedHealth Group Incorporated	.NO	
		.00000	98-1443161				Help SpA	.CHL	.NIA	Saden S.A.	Ownership	0.000	UnitedHealth Group Incorporated	.NO	
		.00000	80-0020865				Heron Ridge Assoc., P.L.C.	.MI	.NIA	Physician(s) Owned	Influence	0.000	UnitedHealth Group Incorporated	.NO	.1
		.00000	46-5291602				HFHS-SCA Holdings, LLC	.MI	.NIA	SC Affiliates, LLC	Ownership	49.000	UnitedHealth Group Incorporated	.NO	.2
		.00000	84-1472832				Highlands Ranch Healthcare, LLC	.CO	.NIA	Urgent Care MSO, LLC	Ownership	100.000	UnitedHealth Group Incorporated	.NO	
		.00000	98-1452260				Home Medical S.A.	.CHL	.NIA	Saden S.A.	Ownership	0.002	UnitedHealth Group Incorporated	.NO	
		.00000	98-1452260				Home Medical S.A.	.CHL	.NIA	Help SpA	Ownership	99.998	UnitedHealth Group Incorporated	.NO	
		.00000	81-0884465				Homecare Dimensions of Florida, Inc.	.TX	.NIA	WellMed Networks, Inc.	Ownership	100.000	UnitedHealth Group Incorporated	.NO	.1
		.00000	74-2758644				Homecare Dimensions, Inc.	.TX	.NIA	WellMed Networks, Inc.	Ownership	100.000	UnitedHealth Group Incorporated	.NO	.1
		.00000					Honodav SpA	.CHL	.NIA	Servicios Integrados de Salud Ltda.	Ownership	1.000	UnitedHealth Group Incorporated	.NO	
		.00000					Honodav SpA	.CHL	.NIA	Clínica Dávila y Servicios Médicos S.p.A.	Ownership	99.000	UnitedHealth Group Incorporated	.NO	
		.00000	98-1286038				Hospitais Associados de Pernambuco Ltda.	.BRA	.NIA	Esho – Empresa de Serviços Hospitalares S.A.	Ownership	100.000	UnitedHealth Group Incorporated	.NO	
		.00000	98-1286038				Hospitais Associados de Pernambuco Ltda.	.BRA	.NIA	Hospital Alvorada Taguatinga Ltda.	Ownership	0.000	UnitedHealth Group Incorporated	.NO	
		.00000					Hospital Alvorada Taguatinga Ltda.	.BRA	.NIA	Bosque Medical Center Ltda.	Ownership	6.532	UnitedHealth Group Incorporated	.NO	
		.00000					Hospital Alvorada Taguatinga Ltda.	.BRA	.NIA	Esho – Empresa de Serviços Hospitalares S.A.	Ownership	7.109	UnitedHealth Group Incorporated	.NO	
		.00000					Hospital Alvorada Taguatinga Ltda.	.BRA	.NIA	Anil Assistência Médica Internacional S.A.	Ownership	86.360	UnitedHealth Group Incorporated	.NO	
		.00000	98-1389272				Hospital Ana Costa S.A.	.BRA	.NIA	Piano de Saúde Ana Costa Ltda.	Ownership	76.000	UnitedHealth Group Incorporated	.NO	
		.00000	98-1389272				Hospital Ana Costa S.A.	.BRA	.NIA	Hospital Alvorada Taguatinga Ltda.	Ownership	23.824	UnitedHealth Group Incorporated	.NO	
		.00000	98-1310065				Hospital de Clínicas de Jacarepaguá Ltda.	.BRA	.NIA	Esho – Empresa de Serviços Hospitalares S.A.	Ownership	100.000	UnitedHealth Group Incorporated	.NO	
		.00000	98-1310065				Hospital de Clínicas de Jacarepaguá Ltda.	.BRA	.NIA	Cemed Care – Empresa de Atendimento Clínico Geral Ltda.	Ownership	0.000	UnitedHealth Group Incorporated	.NO	

SCHEDULE Y
PART 1A - DETAIL OF INSURANCE HOLDING COMPANY SYSTEM

1	2	3	4	5	6	7	8	9	10	11	12	13	14	15	16
Group Code	Group Name	NAIC Company Code	ID Number	Federal RSSD	CIK	Name of Securities Exchange if Publicly Traded (U.S. or International)	Names of Parent, Subsidiaries Or Affiliates	Domi-ciliary Location	Relation-ship to Reporting Entity	Directly Controlled by (Name of Entity/Person)	Type of Control (Ownership, Board, Management, Attorney-in-Fact, Influence, Other)	If Control is Owner-ship Provide Percen-tage	Ultimate Controlling Entity(ies)/Person(s)	Is an SCA Filing Re-quired? (Yes/No)	*
		.00000	98-1332673				Hospital Santa Helena S.A.BRA	NIA.....	Esho – Empresa de Serviços Hospitalares S.A.	Ownership.....	89.053	UnitedHealth Group IncorporatedNO.....	
		.00000	98-1332673				Hospital Santa Helena S.A.BRA	NIA.....	Elual Participações S.A.	Ownership.....	10.947	UnitedHealth Group IncorporatedNO.....	
		.00000	26-2912304				Humedica, Inc.DE	NIA.....	United HealthCare Services, Inc.	Ownership.....	100.000	UnitedHealth Group IncorporatedNO.....	
		.00000	36-4331825				Hygeia CorporationDE	NIA.....	UnitedHealth International, Inc.	Ownership.....	100.000	UnitedHealth Group IncorporatedNO.....	
		.00000	98-1106075				Hygeia Corporation (Ontario)CAN	NIA.....	FrontierMEDEX US, Inc.	Ownership.....	100.000	UnitedHealth Group IncorporatedNO.....	
		.00000	84-4865867				IHD Holdings, LLCDE	NIA.....	naviHealth, Inc.	Ownership.....	100.000	UnitedHealth Group IncorporatedNO.....	
		.00000	82-1341098				Illinois Independent Care Network, LLCDE	NIA.....	Surgical Care Affiliates, LLC	Ownership.....	100.000	UnitedHealth Group IncorporatedNO.....	
		.00000	20-4351923				Impel Consulting Experts, L.L.C.TX	NIA.....	Impel Management Services, L.L.C.	Ownership.....	100.000	UnitedHealth Group IncorporatedNO.....	
		.00000	75-2574317				Impel Management Services, L.L.C.TX	NIA.....	USMD Holdings, Inc.	Ownership.....	100.000	UnitedHealth Group IncorporatedNO.....	
		.00000	27-3296953				IN Style OPTICAL, LLCMA	NIA.....	Reliant Medical Group, Inc.	Ownership.....	100.000	UnitedHealth Group IncorporatedNO.....	1
		.00000	45-4132005				Indiana Care Organization, LLCIN	NIA.....	AHN Target Holdings, LLC	Ownership.....	100.000	UnitedHealth Group IncorporatedNO.....	
		.00000	33-0618077				Inland Faculty Medical Group, Inc.CA	NIA.....	NAMM Medical Group Holdings, Inc.	Ownership.....	100.000	UnitedHealth Group IncorporatedNO.....	1
		.00000	33-0018673				Inland Surgery Center, L.P.CA	NIA.....	SC Affiliates, LLC	Ownership.....	8.801	UnitedHealth Group IncorporatedNO.....	
		.00000	33-0018673				Inland Surgery Center, L.P.CA	NIA.....	Redlands Ambulatory Surgery Center	Ownership.....	51.000	UnitedHealth Group IncorporatedNO.....	
		.00000					Immobiliaria Apoquindo 3001 S.A.CHL	NIA.....	Cobranzas Banmédica SpA	Ownership.....	0.001	UnitedHealth Group IncorporatedNO.....	
		.00000					Immobiliaria Apoquindo 3001 S.A.CHL	NIA.....	Immobiliaria Apoquindo S.A.	Ownership.....	99.999	UnitedHealth Group IncorporatedNO.....	
		.00000	98-1458683				Immobiliaria Apoquindo 3600 Ltda.CHL	NIA.....	Immobiliaria Apoquindo 3001 S.A.	Ownership.....	0.300	UnitedHealth Group IncorporatedNO.....	
		.00000	98-1458683				Immobiliaria Apoquindo 3600 Ltda.CHL	NIA.....	Banmédica S.A.	Ownership.....	99.700	UnitedHealth Group IncorporatedNO.....	
		.00000	98-1443174				Immobiliaria Apoquindo S.A.CHL	NIA.....	Banmédica S.A.	Ownership.....	100.000	UnitedHealth Group IncorporatedNO.....	
		.00000	98-1443174				Immobiliaria Apoquindo S.A.CHL	NIA.....	Saden S.A.	Ownership.....	0.000	UnitedHealth Group IncorporatedNO.....	
		.00000	98-1458682				Immobiliaria Clínica Santa María S.A.CHL	NIA.....	Banmédica S.A.	Ownership.....	99.510	UnitedHealth Group IncorporatedNO.....	
		.00000	98-1454653				Immobiliaria e Inversiones Alameda S.A.CHL	NIA.....	Banmédica S.A.	Ownership.....	99.980	UnitedHealth Group IncorporatedNO.....	
		.00000	98-1454653				Immobiliaria e Inversiones Alameda S.A.CHL	NIA.....	Saden S.A.	Ownership.....	0.020	UnitedHealth Group IncorporatedNO.....	
		.00000	98-1460922				Immobiliaria Viñamed Ltda.CHL	NIA.....	Administradora Médica Centromed S.A.	Ownership.....	99.900	UnitedHealth Group IncorporatedNO.....	
		.00000	47-5640889				INOVB Surgical at Memorial City, LLCTX	NIA.....	Memorial City Partners, LLC	Ownership.....	100.000	UnitedHealth Group IncorporatedNO.....	
		.00000	88-0482274				inPharmative, Inc.NV	NIA.....	OptumRx Health Solutions, LLC	Ownership.....	100.000	UnitedHealth Group IncorporatedNO.....	
							Inspiris Medical Services of New Jersey, P.C.								
		.00000	45-2563134					.NJ	NIA.....	Physician(s) Owned	Influence.....	0.000	UnitedHealth Group IncorporatedNO.....	1
		.00000	27-1561674				INSPIRIS of Michigan Medical Services, P.C.MI	NIA.....	Physician(s) Owned	Influence.....	0.000	UnitedHealth Group IncorporatedNO.....	1
		.00000	13-4168739				INSPIRIS of New York Medical Services, P.C.NY	NIA.....	Physician(s) Owned	Influence.....	0.000	UnitedHealth Group IncorporatedNO.....	1
							INSPIRIS of Pennsylvania Medical Services, P.C.PA	NIA.....	Physician(s) Owned	Influence.....	0.000	UnitedHealth Group IncorporatedNO.....	1
		.00000	26-2895670				INSPIRIS of Texas Physician GroupTX	NIA.....	Optum Care Services Company	Ownership.....	100.000	UnitedHealth Group IncorporatedNO.....	
		.00000	33-0766366				Inspiris, Inc.DE	NIA.....	Collaborative Care Holdings, LLC	Ownership.....	100.000	UnitedHealth Group IncorporatedNO.....	
										Esho – Empresa de Serviços Hospitalares S.A.					
		.00000					Instituto Radium de Campinas LtdaBRA	NIA.....	COI – Clínicas Oncológicas Integradas S.A.	Ownership.....	0.000	UnitedHealth Group IncorporatedNO.....	
		.00000					Instituto Radium de Campinas LtdaBRA	NIA.....		Ownership.....	100.000	UnitedHealth Group IncorporatedNO.....	
		.00000	27-2557480				Integrated Behavioral Health, LLCLA	NIA.....	Refresh Mental Health, Inc.	Ownership.....	100.000	UnitedHealth Group IncorporatedNO.....	
		.00000	95-0856292				Inter-Hospital Physicians Association, Inc.OR	NIA.....	Optum Oregon MSO, LLC	Ownership.....	100.000	UnitedHealth Group IncorporatedNO.....	
0707	UnitedHealth Group Incorporated11173	22-2321226				International Healthcare Services, Inc.NJ	IA.....	Healthplex, Inc.	Ownership.....	100.000	UnitedHealth Group IncorporatedNO.....	
		.00000	46-2215497				InTouch Pharmacy LLCGA	NIA.....	Diplomat Pharmacy, Inc.	Ownership.....	100.000	UnitedHealth Group IncorporatedNO.....	
		.00000	98-1452273				Inversiones Clínicas Santa María SpACHL	NIA.....	Banmédica S.A.	Ownership.....	100.000	UnitedHealth Group IncorporatedNO.....	
		.00000	98-1448096				Isapre Banmédica S.A.CHL	NIA.....	Banmédica S.A.	Ownership.....	100.000	UnitedHealth Group IncorporatedNO.....	
		.00000	98-1448096				Isapre Banmédica S.A.CHL	NIA.....	Clínica Dávila y Servicios Médicos S.p.A.	Ownership.....	0.000	UnitedHealth Group IncorporatedNO.....	
		.00000					Jet Coordination LLCDE	NIA.....	United HealthCare Services, Inc.	Ownership.....	100.000	UnitedHealth Group IncorporatedNO.....	
		.00000	35-2748546				Jet Plane Management LLCDE	NIA.....	United HealthCare Services, Inc.	Ownership.....	100.000	UnitedHealth Group IncorporatedNO.....	
		.00000	20-5337793				Johnston Surgicare, L.P.RI	NIA.....	Surgery Center Holding, LLC	Ownership.....	1.000	UnitedHealth Group IncorporatedNO.....	
		.00000	74-2544709				Joliet Surgery Center Limited PartnershipIL	NIA.....	Surigicare of Joliet, Inc.	Ownership.....	56.063	UnitedHealth Group IncorporatedNO.....	
		.00000	26-3013277				Jonathan E. Goldberg, Ph.D., Inc.MA	NIA.....	Physician(s) Owned	Influence.....	0.000	UnitedHealth Group IncorporatedNO.....	1
		.00000	68-0624157				Jordan Ridge Family Medicine, LLCDE	NIA.....	Collaborative Care Services, Inc.	Ownership.....	100.000	UnitedHealth Group IncorporatedNO.....	
		.00000	46-4755857				Joyable, Inc.DE	NIA.....	AbleTo, Inc.	Ownership.....	100.000	UnitedHealth Group IncorporatedNO.....	
		.00000	26-3478896				Joyce Marter & Associates, P.C.IL	NIA.....	Physician(s) Owned	Influence.....	0.000	UnitedHealth Group IncorporatedNO.....	1

SCHEDULE Y
PART 1A - DETAIL OF INSURANCE HOLDING COMPANY SYSTEM

1	2	3	4	5	6	7	8	9	10	11	12	13	14	15	16
Group Code	Group Name	NAIC Company Code	ID Number	Federal RSSD	CIK	Name of Securities Exchange if Publicly Traded (U.S. or International)	Names of Parent, Subsidiaries Or Affiliates	Domi-ciliary Location	Relation-ship to Reporting Entity	Directly Controlled by (Name of Entity/Person)	Type of Control (Ownership, Board, Management, Attorney-in-Fact, Influence, Other)	If Control is Owner-ship Provide Percen-tage	Ultimate Controlling Entity(ies)/Person(s)	Is an SCA Filing Re-quired? (Yes/No)	*
0707	UnitedHealth Group Incorporated	00000	83-2306992				JPM Healthcare LLC	DE	NIA	SCA-JPM Holdings, LLC	Ownership	51.000	UnitedHealth Group Incorporated	NO	
		00000	30-0089259				K.P. Counseling, Ltd.	IL	NIA	Physician(s) Owned	Influence	0.000	UnitedHealth Group Incorporated	NO	1
		16541	83-2701907				Kelsey Care Administrators LLC	TX	IA	KS Management Services, L.L.C.	Ownership	100.000	UnitedHealth Group Incorporated	NO	
		00000	76-0386391				Kelsey-Seybold Medical Group, PLLC	TX	NIA	Physician(s) Owned	Influence	0.000	UnitedHealth Group Incorporated	NO	1
		00000	86-2407758				Kokomo Outpatient Surgery Center, LLC	IN	NIA	SC Affiliates, LLC	Ownership	100.000	UnitedHealth Group Incorporated	NO	
		00000	76-0602862				KS Management Services, L.L.C.	TX	NIA	KSMS Intermediate Holdings II, LLC	Ownership	100.000	UnitedHealth Group Incorporated	NO	
		00000	84-2355006				KS Pharm, LLC	TX	NIA	Kelsey-Seybold Medical Group, PLLC	Ownership	100.000	UnitedHealth Group Incorporated	NO	1
		12827	20-5602615				KS Plan Administrators, LLC	TX	IA	KS Management Services, L.L.C.	Ownership	100.000	UnitedHealth Group Incorporated	NO	
		00000	84-2241460				KS SC, LLC	TX	NIA	Kelsey-Seybold Medical Group, PLLC	Ownership	100.000	UnitedHealth Group Incorporated	NO	1
		00000	84-2590138				KSMS Holdings, LLC	TX	NIA	Transformer TX Holdings, LLC	Ownership	100.000	UnitedHealth Group Incorporated	NO	
0707	UnitedHealth Group Incorporated	00000	84-2598581				KSMS Intermediate Holdings I, LLC	TX	NIA	KSMS Holdings, LLC	Ownership	100.000	UnitedHealth Group Incorporated	NO	
		00000	84-2646230				KSMS Intermediate Holdings II, LLC	TX	NIA	KSMS Intermediate Holdings I, LLC	Ownership	100.000	UnitedHealth Group Incorporated	NO	
		00000					La Esperanza del Perú S.A.	PER	NIA	Pacifico S.A. Entidad Prestadora de Salud	Ownership	100.000	UnitedHealth Group Incorporated	NO	
		00000	98-1456202				Laboratorio ROE S.A.	PER	NIA	Pacifico S.A. Entidad Prestadora de Salud	Ownership	100.000	UnitedHealth Group Incorporated	NO	
		00000					Laboratorios Médicos Amed Quilpué S.A.	CHL	NIA	Centromed Quilpué S.A.	Ownership	99.900	UnitedHealth Group Incorporated	NO	
		00000					Laboratorios Médicos Amed Quilpué S.A.	CHL	NIA	Servicios Médicos Amed Quilpué S.A.	Ownership	0.100	UnitedHealth Group Incorporated	NO	
		00000	82-5437916				Landmark Group Holdings, LLC	DE	NIA	Laser Acquisition Holdings III, LLC	Ownership	100.000	UnitedHealth Group Incorporated	NO	
		00000	36-4785073				Landmark Health NY IPA, LLC	NY	NIA	Landmark Health, LLC	Ownership	100.000	UnitedHealth Group Incorporated	NO	
		00000	37-1774991				Landmark Health NY PO, LLC	DE	NIA	Landmark Health, LLC	Ownership	100.000	UnitedHealth Group Incorporated	NO	
		00000	35-2547489				Landmark Health of California, LLC	DE	NIA	Landmark Health, LLC	Ownership	100.000	UnitedHealth Group Incorporated	NO	
0707	UnitedHealth Group Incorporated	00000	35-2616929				Landmark Health of Massachusetts, LLC	DE	NIA	Landmark Health, LLC	Ownership	100.000	UnitedHealth Group Incorporated	NO	
		00000	37-1880434				Landmark Health of North Carolina, LLC	NC	NIA	Landmark MSO, LLC	Ownership	100.000	UnitedHealth Group Incorporated	NO	
		00000	38-3952354				Landmark Health of Oregon, LLC	DE	NIA	Landmark Health, LLC	Ownership	100.000	UnitedHealth Group Incorporated	NO	
		00000	61-1781940				Landmark Health of Pennsylvania, LLC	DE	NIA	Landmark Health, LLC	Ownership	100.000	UnitedHealth Group Incorporated	NO	
		00000	61-1752988				Landmark Health of Washington, LLC	DE	NIA	Landmark Health, LLC	Ownership	100.000	UnitedHealth Group Incorporated	NO	
		00000					Landmark Health Technologies Private Limited	IND	NIA	Landmark India, LLC	Ownership	0.010	UnitedHealth Group Incorporated	NO	
		00000					Landmark Health Technologies Private Limited	IND	NIA	Landmark Health, LLC	Ownership	99.990	UnitedHealth Group Incorporated	NO	
		00000	46-3015502				Landmark Health, LLC	DE	NIA	Landmark Group Holdings, LLC	Ownership	100.000	UnitedHealth Group Incorporated	NO	
		00000	37-1776229				Landmark India, LLC	DE	NIA	Landmark Health, LLC	Ownership	100.000	UnitedHealth Group Incorporated	NO	
		00000	85-0997438				Landmark Medical of Arkansas, P.A.	AR	NIA	Physician(s) Owned	Influence	0.000	UnitedHealth Group Incorporated	NO	1
0707	UnitedHealth Group Incorporated	00000	47-4553619				Landmark Medical of California, PC	CA	NIA	Physician(s) Owned	Influence	0.000	UnitedHealth Group Incorporated	NO	1
		00000	83-2295301				Landmark Medical of Connecticut, PC	CT	NIA	Physician(s) Owned	Influence	0.000	UnitedHealth Group Incorporated	NO	1
		00000	85-0838149				Landmark Medical of Florida, P.A.	FL	NIA	Physician(s) Owned	Influence	0.000	UnitedHealth Group Incorporated	NO	1
		00000	92-0496439				Landmark Medical of Idaho, PC	ID	NIA	Physician(s) Owned	Influence	0.000	UnitedHealth Group Incorporated	NO	1
		00000	82-4633545				Landmark Medical of Kansas, P.A.	KS	NIA	Physician(s) Owned	Influence	0.000	UnitedHealth Group Incorporated	NO	1
		00000	82-4881602				Landmark Medical of Kentucky, PSC	KY	NIA	Physician(s) Owned	Influence	0.000	UnitedHealth Group Incorporated	NO	1
		00000					Landmark Medical of Louisiana, a Professional Corporation	LA	NIA	Physician(s) Owned	Influence	0.000	UnitedHealth Group Incorporated	NO	1
		00000	81-5364097				Landmark Medical of Massachusetts, PLLC	MA	NIA	Physician(s) Owned	Influence	0.000	UnitedHealth Group Incorporated	NO	1
		00000	86-3599871				Landmark Medical of Michigan, P.C.	MI	NIA	Physician(s) Owned	Influence	0.000	UnitedHealth Group Incorporated	NO	1
		00000	82-5084178				Landmark Medical of Mississippi, P.C.	MS	NIA	Physician(s) Owned	Influence	0.000	UnitedHealth Group Incorporated	NO	1
0707	UnitedHealth Group Incorporated	00000	82-4857713				Landmark Medical of Missouri, P.C.	MO	NIA	Physician(s) Owned	Influence	0.000	UnitedHealth Group Incorporated	NO	1
		00000	85-1174070				Landmark Medical of New Hampshire, P.C.	NH	NIA	Physician(s) Owned	Influence	0.000	UnitedHealth Group Incorporated	NO	1
		00000	82-4256752				Landmark Medical of North Carolina, P.C.	NC	NIA	Physician(s) Owned	Influence	0.000	UnitedHealth Group Incorporated	NO	1
		00000					Landmark Medical of Ohio, Professional Corporation	OH	NIA	Physician(s) Owned	Influence	0.000	UnitedHealth Group Incorporated	NO	1
		00000	82-4864947				Landmark Medical of Oregon, PC	OR	NIA	Physician(s) Owned	Influence	0.000	UnitedHealth Group Incorporated	NO	1
		00000	47-2926188				Landmark Medical of Pennsylvania, PC	PA	NIA	Physician(s) Owned	Influence	0.000	UnitedHealth Group Incorporated	NO	1
		00000	81-1605378				Landmark Medical of Rhode Island, PC	RI	NIA	Physician(s) Owned	Influence	0.000	UnitedHealth Group Incorporated	NO	1
		00000	44-2830065				Landmark Medical of Tennessee, PC	TN	NIA	Physician(s) Owned	Influence	0.000	UnitedHealth Group Incorporated	NO	1
		00000	30-1288593				Landmark Medical of Texas, PA	TX	NIA	Physician(s) Owned	Influence	0.000	UnitedHealth Group Incorporated	NO	1
		00000	83-2296389				Landmark Medical of Utah, PC	UT	NIA	Physician(s) Owned	Influence	0.000	UnitedHealth Group Incorporated	NO	1
0707	UnitedHealth Group Incorporated	00000	84-2660339												

SCHEDULE Y
PART 1A - DETAIL OF INSURANCE HOLDING COMPANY SYSTEM

1	2	3	4	5	6	7	8	9	10	11	12	13	14	15	16
Group Code	Group Name	NAIC Company Code	ID Number	Federal RSSD	CIK	Name of Securities Exchange if Publicly Traded (U.S. or International)	Names of Parent, Subsidiaries Or Affiliates	Domi-ciliary Location	Relation-ship to Reporting Entity	Directly Controlled by (Name of Entity/Person)	Type of Control (Ownership, Board, Management, Attorney-in-Fact, Influence, Other)	If Control is Owner-ship Provide Per-centage	Ultimate Controlling Entity(ies)/Person(s)	Is an SCA Filing Re-quired? (Yes/No)	*
		.00000	85-0839774				Landmark Medical of Virginia, P.C.VA	NIA.....	Physician(s) Owned	Influence.....	0.000	UnitedHealth Group IncorporatedNO.....	..1
		.00000	47-3028655				Landmark Medical of Washington, PCWA	NIA.....	Physician(s) Owned	Influence.....	0.000	UnitedHealth Group IncorporatedNO.....	..1
		.00000	47-1588943				Landmark Medical, P.C.NY	NIA.....	Physician(s) Owned	Influence.....	0.000	UnitedHealth Group IncorporatedNO.....	..1
		.00000	32-0446592				Landmark MSO, LLCDE	NIA.....	Landmark Health, LLC	Ownership.....	100.000	UnitedHealth Group IncorporatedNO.....
		.00000	85-3189716				Landmark Primary Care, LLCDE	NIA.....	Landmark Health, LLC	Ownership.....	100.000	UnitedHealth Group IncorporatedNO.....
		.00000					Laser Acquisition Holdings III, LLCDE	NIA.....	OptumHealth Holdings, LLC	Ownership.....	100.000	UnitedHealth Group IncorporatedNO.....
		.00000	81-3732334				LDI Holding Company, LLCDE	NIA.....	Diplomat Pharmacy, Inc.	Ownership.....	100.000	UnitedHealth Group IncorporatedNO.....
		.00000	38-4062192				LDI Management Services, LLCDE	NIA.....	LDI Holding Company, LLC	Ownership.....	100.000	UnitedHealth Group IncorporatedNO.....
		.00000	81-3741657				Leehar Distributors, LLCDE	NIA.....	LDI Holding Company, LLC	Ownership.....	100.000	UnitedHealth Group IncorporatedNO.....
		.00000	32-0543788				Level2 Health Holdings, Inc.DE	NIA.....	UnitedHealth Group Ventures, LLC	Ownership.....	100.000	UnitedHealth Group IncorporatedNO.....
		.00000	82-3161933				Level2 Health IPA, LLCDE	NIA.....	Level2 Health Holdings, Inc.	Ownership.....	100.000	UnitedHealth Group IncorporatedNO.....
		.00000	82-3130872				Level2 Health Management, LLCDE	NIA.....	Level2 Health Holdings, Inc.	Ownership.....	100.000	UnitedHealth Group IncorporatedNO.....
		.00000	84-5003916				Level2 Medical Services, P.A.DE	NIA.....	Physician(s) Owned	Influence.....	0.000	UnitedHealth Group IncorporatedNO.....	..1
		.00000	87-2684015				Level2 Medical Services, P.A. New JerseyNJ	NIA.....	Physician(s) Owned	Influence.....	0.000	UnitedHealth Group IncorporatedNO.....	..1
		.00000	87-2600511				Level2 Medical Services, P.C. AlaskaAK	NIA.....	Physician(s) Owned	Influence.....	0.000	UnitedHealth Group IncorporatedNO.....	..1
		.00000	84-5003916				Level2 Medical Services, P.C. CaliforniaCA	NIA.....	Physician(s) Owned	Influence.....	0.000	UnitedHealth Group IncorporatedNO.....	..1
		.00000	87-0989804				Level2 Medical Services, P.C. UtahUT	NIA.....	Physician(s) Owned	Influence.....	0.000	UnitedHealth Group IncorporatedNO.....	..1
		.00000	61-1028180				Lexington Surgery Center, Ltd.KY	NIA.....	Surgery Center of Lexington, LLC	Ownership.....	78.500	UnitedHealth Group IncorporatedNO.....	..2
		.00000	36-3468942				LGH-A/Golf ASTC, L.L.C.IL	NIA.....	Advocate-SCA Partners, LLC	Ownership.....	49.000	UnitedHealth Group IncorporatedNO.....	..2
		.00000	20-0468524				Life Strategies Counseling, Inc.AR	NIA.....	Physician(s) Owned	Influence.....	0.000	UnitedHealth Group IncorporatedNO.....	..1
							Lifeprint Accountable Care Organization, LLC								
		.00000	32-0409538					.DE	NIA.....	Collaborative Care Holdings, LLC	Ownership.....	100.000	UnitedHealth Group IncorporatedNO.....
		.00000	26-3292877				LifeSolutions Counseling Associates, P.C.IN	NIA.....	Physician(s) Owned	Influence.....	0.000	UnitedHealth Group IncorporatedNO.....	..1
		.00000	58-2305878				LifelWell, Ltd. Co.GA	NIA.....	HealthSCOPE Benefits, Inc.	Ownership.....	100.000	UnitedHealth Group IncorporatedNO.....
		.00000					Lightning Merger Sub Inc.DE	NIA.....	UnitedHealth Group Incorporated	Ownership.....	100.000	UnitedHealth Group IncorporatedNO.....
		.00000	51-0277181				Limestone Medical Center, LLCDE	NIA.....	Virtua-SCA Holdings II, LLC	Ownership.....	60.000	UnitedHealth Group IncorporatedNO.....	..2
		.00000	88-0586923				Lindenhurst Holding, LLCDE	NIA.....	SC Affiliates, LLC	Ownership.....	100.000	UnitedHealth Group IncorporatedNO.....
		.00000	82-2435405				Logan Surgical Suites, LLCUT	NIA.....	SCA Northern Utah Holdings, LLC	Ownership.....	55.000	UnitedHealth Group IncorporatedNO.....
							Lotten-Eyes Oftalmologia Clínica e Cirurgica Ltda.BRA	NIA.....	Esho – Empresa de Serviços Hospitalares S.A.	Ownership.....	0.000	UnitedHealth Group IncorporatedNO.....
		.00000	98-1337963				Lotten-Eyes Oftalmologia Clínica e Cirurgica Ltda.BRA	NIA.....	Hospital Alvorada Taguatinga Ltda.	Ownership.....	100.000	UnitedHealth Group IncorporatedNO.....
		.00000	62-1179566				Louisville S.C., Ltd.KY	NIA.....	Surgery Center of Louisville, LLC	Ownership.....	60.200	UnitedHealth Group IncorporatedNO.....
		.00000	62-1179538				Louisville-SC Properties, Inc.KY	NIA.....	SC Affiliates, LLC	Ownership.....	100.000	UnitedHealth Group IncorporatedNO.....
		.00000	36-4119519				Loyola Ambulatory Surgery Center at Oakbrook, Inc.IL	NIA.....	ASC Network, LLC	Ownership.....	100.000	UnitedHealth Group IncorporatedNO.....
		.00000	36-4119522				Loyola Ambulatory Surgery Center at Oakbrook, L.P.IL	NIA.....	Loyola Ambulatory Surgery Center at Oakbrook, Inc.	Ownership.....	45.000	UnitedHealth Group IncorporatedNO.....	..2
		.00000	98-1137620				Lusiadas – Parcerias Cascais, S.A.PRT	NIA.....	Lusiadas, SGPS, S.A.	Ownership.....	100.000	UnitedHealth Group IncorporatedNO.....
		.00000	98-1139095				Lusiadas A.C.E.PRT	NIA.....	Associação Lusiadas Knowledge Center – Health Education and Research	Ownership.....	1.000	UnitedHealth Group IncorporatedNO.....
		.00000	98-1139095				Lusiadas A.C.E.PRT	NIA.....	Clínica Médico Cirúrgica de Santa Tecla, S.A.	Ownership.....	5.000	UnitedHealth Group IncorporatedNO.....
		.00000	98-1139095				Lusiadas A.C.E.PRT	NIA.....	CLISA – Clínica de Santo António, S.A.	Ownership.....	10.000	UnitedHealth Group IncorporatedNO.....
		.00000	98-1139095				Lusiadas A.C.E.PRT	NIA.....	Lusiadas – Parcerias Cascais, S.A.	Ownership.....	10.000	UnitedHealth Group IncorporatedNO.....
		.00000	98-1139095				Lusiadas A.C.E.PRT	NIA.....	Lusiadas, SGPS, S.A.	Ownership.....	49.000	UnitedHealth Group IncorporatedNO.....
		.00000	98-1139095				Lusiadas A.C.E.PRT	NIA.....	Lusiadas Algarve, S.A.	Ownership.....	5.000	UnitedHealth Group IncorporatedNO.....
		.00000	98-1139095				Lusiadas A.C.E.PRT	NIA.....	Lusiadas, S.A.	Ownership.....	20.000	UnitedHealth Group IncorporatedNO.....
		.00000	98-1139095				Lusiadas Algarve, S.A.PRT	NIA.....	Lusiadas, SGPS, S.A.	Ownership.....	100.000	UnitedHealth Group IncorporatedNO.....
		.00000	98-1139089				Lusiadas, S.A.PRT	NIA.....	Lusiadas, SGPS, S.A.	Ownership.....	100.000	UnitedHealth Group IncorporatedNO.....
		.00000	98-1138570				Lusiadas, SGPS, S.A.PRT	NIA.....	AMIL International S.á.r.l.	Ownership.....	100.000	UnitedHealth Group IncorporatedNO.....
		.00000	02-0749532				Lutheran Campus ASC, LLCCO	NIA.....	SOLHS-SCA Holdings, LLC	Ownership.....	64.878	UnitedHealth Group IncorporatedNO.....
		.00000	20-2547795				Main Line Spine Surgery Center, LLCPA	NIA.....	Virtua-SCA Holdings II, LLC	Ownership.....	55.000	UnitedHealth Group IncorporatedNO.....	..2
.0707	UnitedHealth Group Incorporated	.60321	52-1803283				MAHSA Life and Health Insurance CompanyMD	.IA.....	United HealthCare Services, Inc.	Ownership.....	100.000	UnitedHealth Group IncorporatedNO.....

SCHEDULE Y
PART 1A - DETAIL OF INSURANCE HOLDING COMPANY SYSTEM

1	2	3	4	5	6	7	8	9	10	11	12	13	14	15	16
Group Code	Group Name	NAIC Company Code	ID Number	Federal RSSD	CIK	Name of Securities Exchange if Publicly Traded (U.S. or International)	Names of Parent, Subsidiaries Or Affiliates	Domi-ciliary Location	Relation-ship to Reporting Entity	Directly Controlled by (Name of Entity/Person)	Type of Control (Ownership, Board, Management, Attorney-in-Fact, Influence, Other)	If Control is Owner-ship Provide Percen-tage	Ultimate Controlling Entity(ies)/Person(s)	Is an SCA Filing Re-quired? (Yes/No)	*
0707	UnitedHealth Group Incorporated	52014	65-0303864				Managed Care of North America, Inc.	FL	IA	MCNA Health Care Holdings, LLC	Ownership	100.000	UnitedHealth Group Incorporated	NO	
		.00000	14-1782475				Managed Physical Network, Inc.	NY	NIA	OptumHealth Care Solutions, LLC	Ownership	100.000	UnitedHealth Group Incorporated	NO	
		.00000	86-1354607				Mansfield Endoscopy Center, LLC	TX	NIA	Surgical Care Affiliates, LLC	Influence	0.000	UnitedHealth Group Incorporated	NO	
		.00000	20-2880404				March Holdings, Inc.	CA	NIA	Specialty Benefits, LLC	Ownership	100.000	UnitedHealth Group Incorporated	NO	
		.00000	95-4874334				March Vision Care Group, Incorporated	CA	NIA	California Spring Holdings, PC	Ownership	100.000	UnitedHealth Group Incorporated	NO	1
		.00000	27-3115058				March Vision Care IPA, Inc.	NY	NIA	March Vision Care Group, Incorporated	Ownership	100.000	UnitedHealth Group Incorporated	NO	1
		.00000	45-4227915				March Vision Care of Texas, Inc.	TX	NIA	March Vision Care Group, Incorporated	Ownership	100.000	UnitedHealth Group Incorporated	NO	1
		.00000	20-3042852				March Vision Care, Inc.	CA	NIA	March Holdings, Inc.	Ownership	100.000	UnitedHealth Group Incorporated	NO	
		.00000	94-3377073				Marin Health Ventures, LLC	CA	NIA	Marin Specialty Surgery Center, LLC	Ownership	100.000	UnitedHealth Group Incorporated	NO	
		.00000	26-2637247				Marin Specialty Surgery Center, LLC	CA	NIA	MGH/SCA, LLC	Ownership	51.000	UnitedHealth Group Incorporated	NO	
		.00000	26-2601943				Marin Surgery Holdings, Inc.	DE	NIA	SC Affiliates, LLC	Ownership	100.000	UnitedHealth Group Incorporated	NO	
		.00000	85-2924503				Marlin Holding Company LLC	DE	NIA	Specialty Benefits, LLC	Ownership	100.000	UnitedHealth Group Incorporated	NO	
		.00000	52-1456812				Maryland Ambulatory Centers, LLC	MD	NIA	Surgery Center of Ellicott City, Inc.	Ownership	50.000	UnitedHealth Group Incorporated	NO	
		.00000	52-1456812				Maryland Ambulatory Centers, LLC	MD	NIA	Maryland-SCA Centers, LLC	Ownership	44.118	UnitedHealth Group Incorporated	NO	
		.00000	52-1401791				Maryland-SCA Centers, LLC	DE	NIA	SC Affiliates, LLC	Ownership	100.000	UnitedHealth Group Incorporated	NO	
		.00000					Massachusetts Assurance Company, Ltd. PIC	CYM	NIA	Collaborative Care Holdings, LLC	Ownership	0.008	UnitedHealth Group Incorporated	NO	
		.00000					Massachusetts Assurance Company, Ltd. PIC	CYM	NIA	H&W Indemnity (SPC), Ltd.	Ownership	99.992	UnitedHealth Group Incorporated	NO	
		.00000	20-0815305				Massachusetts Avenue Surgery Center, LLC	MD	NIA	SC Affiliates, LLC	Ownership	1.540	UnitedHealth Group Incorporated	NO	
		.00000	20-0815305				Massachusetts Avenue Surgery Center, LLC	MD	NIA	SCA-Bethesda, LLC	Ownership	60.441	UnitedHealth Group Incorporated	NO	
		.00000	43-1967820				MAT-RX DEVELOPMENT, L.L.C.	TX	NIA	WellMed Networks, Inc.	Ownership	100.000	UnitedHealth Group Incorporated	NO	1
		.00000	35-2262695				Mat-Rx Fort Worth GP, L.L.C.	TX	NIA	MAT-RX DEVELOPMENT, L.L.C.	Ownership	100.000	UnitedHealth Group Incorporated	NO	1
		.00000	62-1600267				McKenzie Surgery Center, L.P.	TN	NIA	SCA-Eugene, Inc.	Ownership	30.000	UnitedHealth Group Incorporated	NO	2
		.00000	45-2542951				MCNA Health Care Holdings, LLC	FL	NIA	Marlin Holding Company LLC	Ownership	100.000	UnitedHealth Group Incorporated	NO	
	0707	UnitedHealth Group Incorporated	14063				MCNA Insurance Company	TX	IA	MCNA Health Care Holdings, LLC	Ownership	100.000	UnitedHealth Group Incorporated	NO	
			.00000				MCNA Systems Corp.	FL	NIA	MCNA Health Care Holdings, LLC	Ownership	100.000	UnitedHealth Group Incorporated	NO	
										North American Medical Management					
		.00000	42-1741594				MD Ops, Inc.	CA	NIA	California, Inc.	Ownership	100.000	UnitedHealth Group Incorporated	NO	
	0707	UnitedHealth Group Incorporated	96310				MD-Individual Practice Association, Inc.	MD	IA	United HealthCare Services, Inc.	Ownership	100.000	UnitedHealth Group Incorporated	NO	
			.00000				ME AHS UC LLC	DE	NIA	Riverside Medical Management, LLC	Ownership	70.000	UnitedHealth Group Incorporated	NO	
			.00000				ME Urgent Care Nebraska, Inc.	NE	NIA	Physician(s) Owned	Influence	0.000	UnitedHealth Group Incorporated	NO	1
			.00000				MedExpress Development, LLC	FL	NIA	Urgent Care MSO, LLC	Ownership	100.000	UnitedHealth Group Incorporated	NO	
			.00000				MedExpress Employed Services, Inc.	DE	NIA	Physician(s) Owned	Influence	0.000	UnitedHealth Group Incorporated	NO	1
			.00000				MedExpress Primary Care Arizona, P.C.	AZ	NIA	Physician(s) Owned	Influence	0.000	UnitedHealth Group Incorporated	NO	1
			.00000				MedExpress Primary Care Arkansas, P.A.	AR	NIA	Physician(s) Owned	Influence	0.000	UnitedHealth Group Incorporated	NO	1
			.00000				MedExpress Primary Care Kansas, P.A.	KS	NIA	Physician(s) Owned	Influence	0.000	UnitedHealth Group Incorporated	NO	1
			.00000				MedExpress Primary Care Maryland, P.C.	MD	NIA	Physician(s) Owned	Influence	0.000	UnitedHealth Group Incorporated	NO	1
			.00000				MedExpress Primary Care Massachusetts, P.C.	MA	NIA	Physician(s) Owned	Influence	0.000	UnitedHealth Group Incorporated	NO	1
			.00000				MedExpress Primary Care Minnesota P.C.	MN	NIA	Physician(s) Owned	Influence	0.000	UnitedHealth Group Incorporated	NO	1
			.00000				MedExpress Primary Care Oklahoma, P.C.	OK	NIA	Physician(s) Owned	Influence	0.000	UnitedHealth Group Incorporated	NO	1
			.00000				MedExpress Primary Care South Carolina, P.C.								
			.00000					SC	NIA	Physician(s) Owned	Influence	0.000	UnitedHealth Group Incorporated	NO	1
			.00000				MedExpress Primary Care Texas, P.A.	TX	NIA	Physician(s) Owned	Influence	0.000	UnitedHealth Group Incorporated	NO	1
			.00000				MedExpress Primary Care Virginia, P.C.	VA	NIA	Physician(s) Owned	Influence	0.000	UnitedHealth Group Incorporated	NO	1
			.00000				MedExpress Primary Care West Virginia, Inc.	WV	NIA	Physician(s) Owned	Influence	0.000	UnitedHealth Group Incorporated	NO	1
			.00000				MedExpress Primary Care Wisconsin, S.C.	WI	NIA	Physician(s) Owned	Influence	0.000	UnitedHealth Group Incorporated	NO	1
							MedExpress Urgent Care - Northern New Jersey PC								
			.00000					NJ	NIA	Physician(s) Owned	Influence	0.000	UnitedHealth Group Incorporated	NO	1
			.00000				MedExpress Urgent Care - New Jersey, P.C.	NJ	NIA	Physician(s) Owned	Influence	0.000	UnitedHealth Group Incorporated	NO	1
			.00000				MedExpress Urgent Care Alabama, LLC	AL	NIA	Urgent Care Holdings, LLC	Ownership	100.000	UnitedHealth Group Incorporated	NO	
			.00000				MedExpress Urgent Care Arizona, P.C.	AZ	NIA	Physician(s) Owned	Influence	0.000	UnitedHealth Group Incorporated	NO	1
			.00000				MedExpress Urgent Care Arkansas, P.A.	AR	NIA	Physician(s) Owned	Influence	0.000	UnitedHealth Group Incorporated	NO	1
			.00000				MedExpress Urgent Care California, P.C.	CA	NIA	Physician(s) Owned	Influence	0.000	UnitedHealth Group Incorporated	NO	1
			.00000				MedExpress Urgent Care Connecticut, P.C.	CT	NIA	Physician(s) Owned	Influence	0.000	UnitedHealth Group Incorporated	NO	1
			.00000				MedExpress Urgent Care Idaho, P.C.	ID	NIA	Physician(s) Owned	Influence	0.000	UnitedHealth Group Incorporated	NO	1

SCHEDULE Y
PART 1A - DETAIL OF INSURANCE HOLDING COMPANY SYSTEM

1	2	3	4	5	6	7	8	9	10	11	12	13	14	15	16
Group Code	Group Name	NAIC Company Code	ID Number	Federal RSSD	CIK	Name of Securities Exchange if Publicly Traded (U.S. or International)	Names of Parent, Subsidiaries Or Affiliates	Domi-ciliary Location	Relation-ship to Reporting Entity	Directly Controlled by (Name of Entity/Person)	Type of Control (Ownership, Board, Management, Attorney-in-Fact, Influence, Other)	If Control is Owner-ship Provide Per-centage	Ultimate Controlling Entity(ies)/Person(s)	Is an SCA Filing Re-quired? (Yes/No)	*
		.00000	47-4308614				MedExpress Urgent Care Illinois, P.C.	IL	NIA	Physician(s) Owned	Influence.....	0.000	UnitedHealth Group IncorporatedNO.....	..1
		.00000	81-5353472				MedExpress Urgent Care Iowa, P.C.	IA	NIA	Physician(s) Owned	Influence.....	0.000	UnitedHealth Group IncorporatedNO.....	..1
		.00000	47-1919283				MedExpress Urgent Care Kansas, P.A.	KS	NIA	Physician(s) Owned	Influence.....	0.000	UnitedHealth Group IncorporatedNO.....	..1
		.00000	82-1719888				MedExpress Urgent Care Maine, Inc.	ME	NIA	Urgent Care Holdings, LLC	Ownership.....	100.000	UnitedHealth Group IncorporatedNO.....
		.00000	81-1125396				MedExpress Urgent Care Minnesota P.C.	MN	NIA	Physician(s) Owned	Influence.....	0.000	UnitedHealth Group IncorporatedNO.....	..1
		.00000	47-3132625				MedExpress Urgent Care Missouri P.C.	MO	NIA	Physician(s) Owned	Influence.....	0.000	UnitedHealth Group IncorporatedNO.....	..1
		.00000	82-0631738				MedExpress Urgent Care New Hampshire, Inc.	NH	NIA	Urgent Care Holdings, LLC	Ownership.....	100.000	UnitedHealth Group IncorporatedNO.....
		.00000	81-5138747				MedExpress Urgent Care North Carolina, P.C.	NC	NIA	Physician(s) Owned	Influence.....	0.000	UnitedHealth Group IncorporatedNO.....	..1
							MedExpress Urgent Care of Boynton Beach, LLC								
		.00000	20-2545363					FL	NIA	MedExpress Development, LLC	Ownership.....	100.000	UnitedHealth Group IncorporatedNO.....
		.00000	82-1919436				MedExpress Urgent Care Oregon, P.C.	OR	NIA	Physician(s) Owned	Influence.....	0.000	UnitedHealth Group IncorporatedNO.....	..1
		.00000	81-5362765				MedExpress Urgent Care Rhode Island, P.C.	RI	NIA	Physician(s) Owned	Influence.....	0.000	UnitedHealth Group IncorporatedNO.....	..1
		.00000	81-5380706				MedExpress Urgent Care South Carolina, P.C. .	SC	NIA	Physician(s) Owned	Influence.....	0.000	UnitedHealth Group IncorporatedNO.....	..1
		.00000	47-5147441				MedExpress Urgent Care Texas, P.A.	TX	NIA	Physician(s) Owned	Influence.....	0.000	UnitedHealth Group IncorporatedNO.....	..1
		.00000	82-2443118				MedExpress Urgent Care Washington, P.C.	WA	NIA	Physician(s) Owned	Influence.....	0.000	UnitedHealth Group IncorporatedNO.....	..1
		.00000	81-4281678				MedExpress Urgent Care Wisconsin, S.C.	WI	NIA	Physician(s) Owned	Influence.....	0.000	UnitedHealth Group IncorporatedNO.....	..1
		.00000	85-1474287				MedExpress Urgent Care, Inc. - Ohio	OH	NIA	Urgent Care Holdings, LLC	Ownership.....	100.000	UnitedHealth Group IncorporatedNO.....
							MedExpress Urgent Care, Inc. - West Virginia								
		.00000	26-4546400					WV	NIA	Physician(s) Owned	Influence.....	0.000	UnitedHealth Group IncorporatedNO.....	..1
		.00000	47-1804667				MedExpress Urgent Care, P.C. - Georgia	GA	NIA	Physician(s) Owned	Influence.....	0.000	UnitedHealth Group IncorporatedNO.....	..1
		.00000	90-0929572				MedExpress Urgent Care, P.C. - Indiana	IN	NIA	Physician(s) Owned	Influence.....	0.000	UnitedHealth Group IncorporatedNO.....	..1
		.00000	45-3461101				MedExpress Urgent Care, P.C. - Maryland	MD	NIA	Physician(s) Owned	Influence.....	0.000	UnitedHealth Group IncorporatedNO.....	..1
							MedExpress Urgent Care, P.C. - Massachusetts								
		.00000	47-1857908					MA	NIA	Physician(s) Owned	Influence.....	0.000	UnitedHealth Group IncorporatedNO.....	..1
		.00000	46-4793937				MedExpress Urgent Care, P.C. - Michigan	MI	NIA	Physician(s) Owned	Influence.....	0.000	UnitedHealth Group IncorporatedNO.....	..1
		.00000	47-1824365				MedExpress Urgent Care, P.C. - Oklahoma	OK	NIA	Physician(s) Owned	Influence.....	0.000	UnitedHealth Group IncorporatedNO.....	..1
		.00000	26-3750502				MedExpress Urgent Care, P.C. - Pennsylvania	PA	NIA	Physician(s) Owned	Influence.....	0.000	UnitedHealth Group IncorporatedNO.....	..1
		.00000	45-4973138				MedExpress Urgent Care, P.C. - Tennessee	TN	NIA	Physician(s) Owned	Influence.....	0.000	UnitedHealth Group IncorporatedNO.....	..1
		.00000	45-3123110				MedExpress Urgent Care, P.C. - Virginia	VA	NIA	Physician(s) Owned	Influence.....	0.000	UnitedHealth Group IncorporatedNO.....	..1
		.00000	83-1565124				MedExpress Urgent Care, P.S.C. - Kentucky	KY	NIA	Physician(s) Owned	Influence.....	0.000	UnitedHealth Group IncorporatedNO.....	..1
		.00000	45-5436856				MedExpress, Inc. - Delaware	DE	NIA	Physician(s) Owned	Influence.....	0.000	UnitedHealth Group IncorporatedNO.....	..1
		.00000	75-2566987				Medical Clinic of North Texas PLLC	TX	NIA	USMD Affiliated Services	Ownership.....	100.000	UnitedHealth Group IncorporatedNO.....
		.00000					Medical Hilfe S.A.	CHL	NIA	Saden S.A.	Ownership.....	0.000	UnitedHealth Group IncorporatedNO.....
		.00000					Medical Hilfe S.A.	CHL	NIA	Home Medical S.A.	Ownership.....	100.000	UnitedHealth Group IncorporatedNO.....
		.00000	95-4708497				Medical Support Los Angeles, Inc.	CA	NIA	MSLA Management LLC	Ownership.....	100.000	UnitedHealth Group IncorporatedNO.....
		.00000	26-0636717				Medical Surgical Centers of America, Inc.	DE	NIA	ASC Network, LLC	Ownership.....	100.000	UnitedHealth Group IncorporatedNO.....
		.00000	75-2515691				MedSynergies, LLC	DE	NIA	Mustang Razorback Holdings, Inc.	Ownership.....	100.000	UnitedHealth Group IncorporatedNO.....
		.00000	58-2101921				Melbourne Surgery Center, LLC	GA	NIA	Surgical Care Partners of Melbourne, LLC	Ownership.....	100.000	UnitedHealth Group IncorporatedNO.....
		.00000	82-4964787				Memorial City Holdings, LLC	DE	NIA	SCA-Memorial City, LLC	Ownership.....	51.000	UnitedHealth Group IncorporatedNO.....
		.00000	82-3689933				Memorial City Partners, LLC	DE	NIA	Memorial City Holdings, LLC	Ownership.....	51.000	UnitedHealth Group IncorporatedNO.....
										MH Physician Three Holdco, a Medical					
		.00000	95-4688463				Memorial Healthcare IPA, GP	CA	NIA	Corporation	Ownership.....	99.000	UnitedHealth Group IncorporatedNO.....	..1
		.00000	37-1782795				Memorial Houston Surgery Center, LLC	TX	NIA	SCA-Memorial, LLC	Ownership.....	54.227	UnitedHealth Group IncorporatedNO.....
							MemorialCare Surgical Center at Orange Coast, LLC	CA	NIA	Beach Surgical Holdings LLC	Ownership.....	52.825	UnitedHealth Group IncorporatedNO.....	..2
							MemorialCare Surgical Center at Saddleback, LLC	CA	NIA	Beach Surgical Holdings LLC	Ownership.....	55.337	UnitedHealth Group IncorporatedNO.....	..2
		.00000	20-3678259					CA	NIA	Beach Surgical Holdings LLC	Ownership.....	55.337	UnitedHealth Group IncorporatedNO.....	..2
		.00000	62-1396317				Mental Health Resources, PLLC	TN	NIA	Physician(s) Owned	Influence.....	0.000	UnitedHealth Group IncorporatedNO.....	..1
		.00000	27-0203906				Mesquite Liberty, LLC	NV	NIA	Sierra Health Services, Inc.	Ownership.....	80.357	UnitedHealth Group IncorporatedNO.....
		.00000	38-3861395				MGH/SCA, LLC	CA	NIA	Marin Surgery Holdings, Inc.	Ownership.....	99.000	UnitedHealth Group IncorporatedNO.....
		.00000	38-3861395				MGH/SCA, LLC	CA	NIA	SC Affiliates, LLC	Ownership.....	1.000	UnitedHealth Group IncorporatedNO.....
							MH Physician Three Holdco, a Medical								
		.00000	27-4691544				Corporation	CA	NIA	Physician(s) Owned	Influence.....	0.000	UnitedHealth Group IncorporatedNO.....	..1
		.00000	27-2252446				MHC Real Estate Holdings, LLC	CA	NIA	Monarch Management Services, Inc.	Ownership.....	100.000	UnitedHealth Group IncorporatedNO.....

SCHEDULE Y
PART 1A - DETAIL OF INSURANCE HOLDING COMPANY SYSTEM

1	2	3	4	5	6	7	8	9	10	11	12	13	14	15	16
Group Code	Group Name	NAIC Company Code	ID Number	Federal RSSD	CIK	Name of Securities Exchange if Publicly Traded (U.S. or International)	Names of Parent, Subsidiaries Or Affiliates	Domi-ciliary Location	Relation-ship to Reporting Entity	Directly Controlled by (Name of Entity/Person)	Type of Control (Ownership, Board, Management, Attorney-in-Fact, Influence, Other)	If Control is Ownership Provide Percentage	Ultimate Controlling Entity(ies)/Person(s)	Is an SCA Filing Re-quired? (Yes/No)	*
0707	UnitedHealth Group Incorporated	.00000	80-0507474				MHCH, Inc.	CA	NIA	Monarch HealthCare, A Medical Group, Inc.	Ownership	100.000	UnitedHealth Group Incorporated	NO	1
		.00000	27-4691508				MHIPA Physician Two Holdco, a Medical Corporation	CA	NIA	Physician(s) Owned	Influence	0.000	UnitedHealth Group Incorporated	NO	1
		.00000	36-4600281				Miami Surgery Center, LLC	DE	NIA	SCA-Doral, LLC	Ownership	50.185	UnitedHealth Group Incorporated	NO	
		.66087	62-0724538				Mid-West National Life Insurance Company of Tennessee	TX	IA	HealthMarkets, LLC	Ownership	100.000	UnitedHealth Group Incorporated	NO	
		.00000	20-3345412				Midlands Orthopaedics Surgery Center, LLC	SC	NIA	SCA-Midlands, LLC	Ownership	39.561	UnitedHealth Group Incorporated	NO	2
		.00000	20-8103522				Midwest Center for Day Surgery, LLC	IL	NIA	Advocate-SCA Partners, LLC	Ownership	65.457	UnitedHealth Group Incorporated	NO	
		.00000	83-0543458				Mile High SurgiCenter, LLC	CO	NIA	SCA-Denver Physicians Holdings, LLC	Ownership	100.000	UnitedHealth Group Incorporated	NO	
		.00000	47-2117693				Mindscapes Counseling, LLC	CT	NIA	Refresh Connecticut LLC	Ownership	100.000	UnitedHealth Group Incorporated	NO	1
		.00000	81-2977678				Mobile Medical Services of New Jersey, PC	NJ	NIA	Physician(s) Owned	Influence	0.000	UnitedHealth Group Incorporated	NO	1
		.00000	30-0445773				Mobile Medical Services, P.C.	NY	NIA	Physician(s) Owned	Influence	0.000	UnitedHealth Group Incorporated	NO	1
		.00000	63-0883553				Mobile-SC, LTD.	AL	NIA	SCA-Mobile, LLC	Ownership	20.000	UnitedHealth Group Incorporated	NO	2
		.00000	85-3287029				Moen, M.D., P.C.	CA	NIA	Physician(s) Owned	Influence	0.000	UnitedHealth Group Incorporated	NO	1
		.00000	22-3935634				Monarch Health Plan, Inc.	CA	NIA	Monarch HealthCare, A Medical Group, Inc.	Ownership	100.000	UnitedHealth Group Incorporated	NO	1
							MH Physician Three Holdco, a Medical Corporation	CA	NIA	Corporation	Ownership	100.000	UnitedHealth Group Incorporated	NO	1
		.00000	33-0587660				Monarch HealthCare, A Medical Group, Inc.	CA	NIA	Corporation	Ownership	100.000	UnitedHealth Group Incorporated	NO	1
		.00000	45-3142852				Monarch Management Services, Inc.	DE	NIA	Collaborative Care Holdings, LLC	Ownership	100.000	UnitedHealth Group Incorporated	NO	
		.00000	84-4887072				Monika Roots, M.D., P.C.	CA	NIA	Physician(s) Owned	Influence	0.000	UnitedHealth Group Incorporated	NO	1
							Montgomery Surgery Center Limited Partnership								
		.00000	52-1401868					MD	NIA	Maryland Ambulatory Centers, LLC	Ownership	51.000	UnitedHealth Group Incorporated	NO	
		.00000	26-3513595				Morris County Surgical Center, LLC	NJ	NIA	SCA-Morris County, LLC	Ownership	52.662	UnitedHealth Group Incorporated	NO	
		.00000	20-5892451				Mosaic Management Services, Inc.	CA	NIA	Talbert Medical Group, P.C.	Ownership	100.000	UnitedHealth Group Incorporated	NO	1
		.00000	81-1633765				MSLA Management LLC	DE	NIA	OptumServe Health Services, Inc.	Ownership	100.000	UnitedHealth Group Incorporated	NO	
		.00000	62-1506649				Mt. Pleasant Surgery Center, L.P.	TN	NIA	Endoscopy Center Affiliates, Inc.	Ownership	1.000	UnitedHealth Group Incorporated	NO	
		.00000	62-1506649				Mt. Pleasant Surgery Center, L.P.	TN	NIA	SCA-Mt. Pleasant, LLC	Ownership	99.000	UnitedHealth Group Incorporated	NO	
		.00000	98-1285432				Multiangio Ltda.	BRA	NIA	Esho – Empresa de Serviços Hospitalares S.A.	Ownership	100.000	UnitedHealth Group Incorporated	NO	
		.00000	45-4450466				Murrells Inlet ASC, LLC	SC	NIA	SCA Murrells Inlet, LLC	Ownership	65.000	UnitedHealth Group Incorporated	NO	
		.00000	20-4209261				Muskogee Surgical Investors, LLC	OK	NIA	Surgery Center of Muskogee, LLC	Ownership	100.000	UnitedHealth Group Incorporated	NO	
		.00000	47-1935798				Mustang Razorback Holdings, Inc.	DE	NIA	Optum360 Solutions, LLC	Ownership	100.000	UnitedHealth Group Incorporated	NO	
		.00000	26-2564744				My Wellness Solutions, LLC	DE	NIA	OptumHealth Care Solutions, LLC	Ownership	100.000	UnitedHealth Group Incorporated	NO	
		.00000	20-3236839				NAMM Holdings, Inc.	DE	NIA	Aveta Inc.	Ownership	100.000	UnitedHealth Group Incorporated	NO	
		.00000	56-2627070				NAMM Medical Group Holdings, Inc.	CA	NIA	Physician(s) Owned	Influence	0.000	UnitedHealth Group Incorporated	NO	1
		.00000	61-1627269				NAMM MGH, Inc.	CA	NIA	Physician(s) Owned	Influence	0.000	UnitedHealth Group Incorporated	NO	1
		.98205	73-1187572				National Foundation Life Insurance Company	TX	IA	Enterprise Life Insurance Company	Ownership	100.000	UnitedHealth Group Incorporated	NO	
		.95251	76-0196559				National Pacific Dental, Inc.	TX	IA	Dental Benefit Providers, Inc.	Ownership	100.000	UnitedHealth Group Incorporated	NO	
		.00000	36-3549627				National Surgery Centers, LLC	DE	NIA	Surgical Care Affiliates, LLC	Ownership	100.000	UnitedHealth Group Incorporated	NO	
		.00000	45-3735192				Navigator Health, Inc.	DE	NIA	naviHealth Holdings, LLC	Ownership	100.000	UnitedHealth Group Incorporated	NO	
		.00000	84-2283691				Naviguard, Inc.	DE	NIA	United HealthCare Services, Inc.	Ownership	100.000	UnitedHealth Group Incorporated	NO	
		.00000	84-3482655				naviHealth Care at Home, LLC	DE	NIA	naviHealth, Inc.	Ownership	100.000	UnitedHealth Group Incorporated	NO	
		.00000	84-5020906				naviHealth Coordinated Care, LLC	DE	NIA	naviHealth, Inc.	Ownership	100.000	UnitedHealth Group Incorporated	NO	
		.00000	35-2431677				naviHealth Holdings, LLC	DE	NIA	Nomad Buyer, Inc.	Ownership	100.000	UnitedHealth Group Incorporated	NO	
		.00000	84-3469040				naviHealth Michigan HBPC, P.C.	MI	NIA	Physician(s) Owned	Influence	0.000	UnitedHealth Group Incorporated	NO	1
		.00000	61-1669841				naviHealth SM Holdings, Inc.	DE	NIA	naviHealth Holdings, LLC	Ownership	100.000	UnitedHealth Group Incorporated	NO	
		.00000	36-4719151				naviHealth, Inc.	DE	NIA	naviHealth Holdings, LLC	Ownership	100.000	UnitedHealth Group Incorporated	NO	
		.00000	47-2693055				NC Center For Resiliency, PLLC	NC	NIA	Physician(s) Owned	Influence	0.000	UnitedHealth Group Incorporated	NO	1
		.95123	65-0996107				Neighborhood Health Partnership, Inc.	FL	IA	UnitedHealthcare, Inc.	Ownership	100.000	UnitedHealth Group Incorporated	NO	
		.00000	20-4755277				Networkes, LLC	TN	NIA	Optum360 Solutions, LLC	Ownership	100.000	UnitedHealth Group Incorporated	NO	
		.95758	88-0228572				Nevada Pacific Dental	NV	IA	Dental Benefit Providers, Inc.	Ownership	100.000	UnitedHealth Group Incorporated	NO	
							New Orleans Regional Physician Hospital Organization, L.L.C.	LA	NIA	UnitedHealthcare, Inc.	Ownership	100.000	UnitedHealth Group Incorporated	NO	
		.00000	93-1173779				New Perspectives Center for Counseling & Therapy, L.L.C.	OR	NIA	Physician(s) Owned	Influence	0.000	UnitedHealth Group Incorporated	NO	1

SCHEDULE Y
PART 1A - DETAIL OF INSURANCE HOLDING COMPANY SYSTEM

1	2	3	4	5	6	7	8	9	10	11	12	13	14	15	16
Group Code	Group Name	NAIC Company Code	ID Number	Federal RSSD	CIK	Name of Securities Exchange if Publicly Traded (U.S. or International)	Names of Parent, Subsidiaries Or Affiliates	Domi-ciliary Location	Relation-ship to Reporting Entity	Directly Controlled by (Name of Entity/Person)	Type of Control (Ownership, Board, Management, Attorney-in-Fact, Influence, Other)	If Control is Owner-ship Provide Percen-tage	Ultimate Controlling Entity(ies)/Person(s)	Is an SCA Filing Re-quired? (Yes/No)	*
		.00000	84-1250135				New West Physicians, Inc.	CO	NIA	Newton Holdings, LLC	Ownership	100.000	UnitedHealth Group Incorporated	.NO.	
		.00000	86-3891057				New York Licensed Clinical Social Work, P.C.	NY	NIA	Physician(s) Owned	Influence	0.000	UnitedHealth Group Incorporated	.NO.	1
		.00000	30-1080342				Newton Holdings, LLC	DE	NIA	Collaborative Care Holdings, LLC	Ownership	100.000	UnitedHealth Group Incorporated	.NO.	
		.00000	83-1111251				Nomad Buyer, Inc.	DE	NIA	UnitedHealth Group Incorporated	Ownership	100.000	UnitedHealth Group Incorporated	.NO.	
		.00000	33-0673955				North American Medical Management California, Inc.	TN	NIA	NAMM Holdings, Inc.	Ownership	100.000	UnitedHealth Group Incorporated	.NO.	
		.00000	27-2248103				North Dallas Surgical Center, LLC	DE	NIA	Surgical Care Affiliates, LLC	Influence	0.000	UnitedHealth Group Incorporated	.NO.	
		.00000	91-1276412				North Kitsap Ambulatory Surgery Center, LLC	WA	NIA	SCA Pacific Surgery Holdings, LLC	Ownership	9.990	UnitedHealth Group Incorporated	.NO.	2
		.00000	20-2564137				North Puget Sound Oncology Equipment Leasing Company, LLC	WA	NIA	Everett MSO, Inc.	Ownership	71.250	UnitedHealth Group Incorporated	.NO.	
		.00000	88-0245121				Northern Nevada Health Network, Inc.	NV	NIA	Sierra Health Services, Inc.	Ownership	100.000	UnitedHealth Group Incorporated	.NO.	
		.00000	63-1240726				Northern Rockies Surgery Center, L.P.	TN	NIA	Northern Rockies Surgicenter, Inc.	Ownership	35.000	UnitedHealth Group Incorporated	.NO.	2
		.00000	81-0399251				Northern Rockies Surgicenter, Inc.	MT	NIA	National Surgery Centers, LLC	Ownership	100.000	UnitedHealth Group Incorporated	.NO.	
		.00000	86-0646417				Northlight Counseling Associates, Inc.	AZ	NIA	Physician(s) Owned	Influence	0.000	UnitedHealth Group Incorporated	.NO.	1
		.00000	91-1699944				Northwest Medical Group Alliance, LLC	WA	NIA	The Polyclinic, PLLC	Ownership	21.480	UnitedHealth Group Incorporated	.NO.	1
		.00000	45-5055997				Northwest Spine and Laser Surgery Center LLC	OR	NIA	Providence & SCA Off-Campus Holdings, LLC	Ownership	51.000	UnitedHealth Group Incorporated	.NO.	
		.00000	37-1007387				Northwest Surgicare, LLC	DE	NIA	Surgery Center Holding, LLC	Ownership	100.000	UnitedHealth Group Incorporated	.NO.	
		.00000	75-2494046				Northwest Surgicare, Ltd., an Illinois Limited Partnership	IL	NIA	Northwest Surgicare, LLC	Ownership	68.000	UnitedHealth Group Incorporated	.NO.	
		.00000	75-2494046				Northwest Surgicare, Ltd., an Illinois Limited Partnership	IL	NIA	Endoscopy Center Affiliates, Inc.	Ownership	1.000	UnitedHealth Group Incorporated	.NO.	
		.00000	61-1855159				NPN IPA Washington, PLLC	WA	NIA	Everett Physicians, Inc. P.S.	Ownership	100.000	UnitedHealth Group Incorporated	.NO.	1
		.00000	56-1963226				NSC Greensboro West, LLC	DE	NIA	National Surgery Centers, LLC	Ownership	49.000	UnitedHealth Group Incorporated	.NO.	2
		.00000	56-1775016				NSC Greensboro, LLC	DE	NIA	National Surgery Centers, LLC	Ownership	100.000	UnitedHealth Group Incorporated	.NO.	
		.00000	36-4210296				NSC Lancaster, LLC	DE	NIA	National Surgery Centers, LLC	Ownership	100.000	UnitedHealth Group Incorporated	.NO.	
		.00000	91-1553479				NSC Seattle, Inc.	WA	NIA	National Surgery Centers, LLC	Ownership	100.000	UnitedHealth Group Incorporated	.NO.	
		.00000	33-0812824				NSC Upland, LLC	DE	NIA	National Surgery Centers, LLC	Ownership	100.000	UnitedHealth Group Incorporated	.NO.	
		.00000	38-2481929				Oakland Psychological Clinic, P.C.	MI	NIA	Perspectives of Troy, P.C.	Ownership	100.000	UnitedHealth Group Incorporated	.NO.	1
		.00000	83-4364718				OC Cardiology Practice Partners, LLC	DE	NIA	SC Affiliates, LLC	Ownership	100.000	UnitedHealth Group Incorporated	.NO.	
		.00000	84-3189778				OCC MSO, LLC	DE	NIA	OptumCare Specialty Practices, LLC	Ownership	50.000	UnitedHealth Group Incorporated	.NO.	
		.00000	45-2662292				OhioSolutions.org LLC	OH	NIA	Refresh Mental Health, Inc.	Ownership	100.000	UnitedHealth Group Incorporated	.NO.	
		.00000	93-0979031				OHR Physician Group, P.C.	OR	NIA	Physician(s) Owned	Influence	0.000	UnitedHealth Group Incorporated	.NO.	1
		.00000	98-1454609				Omesa SpA	CHL	NIA	Vida Integra S.p.A.	Ownership	99.996	UnitedHealth Group Incorporated	.NO.	
		.00000	98-1454609				Omesa SpA	CHL	NIA	Saden S.A.	Ownership	0.004	UnitedHealth Group Incorporated	.NO.	
		.00000	27-0062838				OmniClaim, LLC	DE	NIA	Equian, LLC	Ownership	100.000	UnitedHealth Group Incorporated	.NO.	
		.00000	98-1456252				Onococare S.A.C.	PER	NIA	Pacifico S.A. Entidad Prestadora de Salud	Ownership	80.000	UnitedHealth Group Incorporated	.NO.	
		.00000	26-1914835				Ophthalmology Surgery Center of Dallas, LLC	TX	NIA	Surgical Care Affiliates, LLC	Influence	0.000	UnitedHealth Group Incorporated	.NO.	
0707	UnitedHealth Group Incorporated	96940	52-1518174				Optimum Choice, Inc.	MD	IA	United HealthCare Services, Inc.	Ownership	100.000	UnitedHealth Group Incorporated	.NO.	
		.00000	47-0858534	3202702			Optum Bank, Inc.	UT	NIA	Optum Financial, Inc.	Ownership	100.000	UnitedHealth Group Incorporated	.NO.	
		.00000	36-3437660				Optum Biometrics, Inc.	IL	NIA	OptumHealth Care Solutions, LLC	Ownership	100.000	UnitedHealth Group Incorporated	.NO.	
		.00000	45-3143218				Optum Care Networks, Inc.	DE	NIA	Collaborative Care Holdings, LLC	Ownership	100.000	UnitedHealth Group Incorporated	.NO.	
		.00000	13-4138665				Optum Care of New York Management, Inc.	NY	NIA	Inspiris, Inc.	Ownership	100.000	UnitedHealth Group Incorporated	.NO.	
		.00000	26-0683057				Optum Care Services Company	TN	NIA	Inspiris, Inc.	Ownership	100.000	UnitedHealth Group Incorporated	.NO.	
		.00000	83-1959511				Optum Care, Inc.	DE	NIA	Collaborative Care Services, Inc.	Ownership	100.000	UnitedHealth Group Incorporated	.NO.	
		.00000	75-2778455				Optum Clinic, P.A.	TX	NIA	Physician(s) Owned	Influence	0.000	UnitedHealth Group Incorporated	.NO.	1
		.00000	88-1704725				Optum Clinics Holding Company, Inc.	DE	NIA	Collaborative Care Holdings, LLC	Ownership	100.000	UnitedHealth Group Incorporated	.NO.	
		.00000	20-3253658				Optum Compounding Services, LLC	AZ	NIA	Optum Pharmacy 801, Inc.	Ownership	100.000	UnitedHealth Group Incorporated	.NO.	
		.00000					Optum Digital Health Holdings, LLC	DE	NIA	Optum Services, Inc.	Ownership	100.000	UnitedHealth Group Incorporated	.NO.	
		.00000	46-1981651				Optum Direct To Consumer, LLC	DE	NIA	RVO Health, LLC	Ownership	100.000	UnitedHealth Group Incorporated	.NO.	
		.00000	47-0858530				Optum Financial, Inc.	DE	NIA	OptumHealth Holdings, LLC	Ownership	100.000	UnitedHealth Group Incorporated	.NO.	
		.00000	47-3146510				Optum Frontier Therapies Commercial Services, Inc.	DE	NIA	Optum Frontier Therapies Holdings, LLC	Ownership	100.000	UnitedHealth Group Incorporated	.NO.	

SCHEDULE Y
PART 1A - DETAIL OF INSURANCE HOLDING COMPANY SYSTEM

1	2	3	4	5	6	7	8	9	10	11	12	13	14	15	16
Group Code	Group Name	NAIC Company Code	ID Number	Federal RSSD	CIK	Name of Securities Exchange if Publicly Traded (U.S. or International)	Names of Parent, Subsidiaries Or Affiliates	Domi-ciliary Location	Relation-ship to Reporting Entity	Directly Controlled by (Name of Entity/Person)	Type of Control (Ownership, Board, Management, Attorney-in-Fact, Influence, Other)	If Control is Owner-ship Provide Percen-tage	Ultimate Controlling Entity(ies)/Person(s)	Is an SCA Filing Re-quired? (Yes/No)	*
		.00000	85-2786455				Optum Frontier Therapies Holdings, LLCDE	..NIA	Optum, Inc.	Ownership.....	100.000	UnitedHealth Group IncorporatedNO	
		.00000	45-2532834				Optum Frontier Therapies II, LLCNV	..NIA	Optum Frontier Therapies Holdings, LLC	Ownership.....	100.000	UnitedHealth Group IncorporatedNO	
		.00000	45-2301399				Optum Frontier Therapies, LLCMI	..NIA	Optum Frontier Therapies Holdings, LLC	Ownership.....	100.000	UnitedHealth Group IncorporatedNO	
		.00000	87-1335182				Optum Genomics, Inc.DE	..NIA	United HealthCare Services, Inc.	Ownership.....	100.000	UnitedHealth Group IncorporatedNO	
		.00000	98-1103015				Optum Global Solutions (India) Private LimitedIND	..NIA	UnitedHealth International, Inc.	Ownership.....	0.001	UnitedHealth Group IncorporatedNO	
		.00000	98-1103015				Optum Global Solutions (India) Private LimitedIND	..NIA	Optum Global Solutions International B.V.	Ownership.....	99.999	UnitedHealth Group IncorporatedNO	
		.00000	98-1097776				Optum Global Solutions (Philippines), Inc.PHL	..NIA	Optum Global Solutions International B.V.	Ownership.....	99.993	UnitedHealth Group IncorporatedNO	
		.00000	98-1201187				Optum Global Solutions Colombia S.A.S.COL	..NIA	Bordeaux UK Holdings II Limited	Ownership.....	100.000	UnitedHealth Group IncorporatedNO	
		.00000	98-1201187				Optum Global Solutions International B.V.NLD	..NIA	OptumHealth International B.V.	Ownership.....	2.520	UnitedHealth Group IncorporatedNO	
		.00000	98-1201187				Optum Global Solutions International B.V.NLD	..NIA	Optum Technology, LLC	Ownership.....	97.480	UnitedHealth Group IncorporatedNO	
		.00000	04-3574101				Optum Government Solutions, Inc.DE	..NIA	OptumInsight, Inc.	Ownership.....	100.000	UnitedHealth Group IncorporatedNO	
		.00000	30-0226127				Optum Growth Partners Holdings, Inc.DE	..NIA	Optum, Inc.	Ownership.....	100.000	UnitedHealth Group IncorporatedNO	
		.00000	84-3719654				Optum Growth Partners, LLCDE	..NIA	Optum Growth Partners Holdings, Inc.	Ownership.....	100.000	UnitedHealth Group IncorporatedNO	
		.00000					Optum Health & Technology (Hong Kong) LimitedHKG	..NIA	OptumHealth International B.V.	Ownership.....	100.000	UnitedHealth Group IncorporatedNO	
		.00000	98-1095799				Optum Health & Technology (India) Private LimitedIND	..NIA	OptumHealth International B.V.	Ownership.....	99.999	UnitedHealth Group IncorporatedNO	
		.00000	98-1095799				Optum Health & Technology (India) Private LimitedIND	..NIA	United Behavioral Health	Ownership.....	0.001	UnitedHealth Group IncorporatedNO	
		.00000	98-1097886				Optum Health & Technology (Singapore) Pte. Ltd.SGP	..NIA	OptumHealth International B.V.	Ownership.....	100.000	UnitedHealth Group IncorporatedNO	
		.00000	20-2149493				Optum Health & Technology (US), LLCMO	..NIA	OptumHealth Holdings, LLC	Ownership.....	100.000	UnitedHealth Group IncorporatedNO	
		.00000	43-1747235				Optum Health & Technology Holdings (US), Inc.MO	..NIA	Optum, Inc.	Ownership.....	100.000	UnitedHealth Group IncorporatedNO	
		.00000	98-1184561				Optum Health & Technology Serviços do Brasil Ltda.BRA	..NIA	OptumInsight, Inc.	Ownership.....	0.002	UnitedHealth Group IncorporatedNO	
		.00000	98-1184561				Optum Health & Technology Serviços do Brasil Ltda.BRA	..NIA	Optum Global Solutions International B.V.	Ownership.....	99.998	UnitedHealth Group IncorporatedNO	
		.00000	27-2309024				Optum Health Networks, Inc.DE	..NIA	Collaborative Care Holdings, LLC	Ownership.....	100.000	UnitedHealth Group IncorporatedNO	
		.00000	46-2385459				Optum Health Plan of CaliforniaDE	..NIA	OptumCare Holdings, LLC	Ownership.....	100.000	UnitedHealth Group IncorporatedNO	
		.00000	98-1097921				Optum Health Services (Canada) Ltd.CAN	..NIA	Optum Health & Technology Holdings (US), Inc.	Ownership.....	100.000	UnitedHealth Group IncorporatedNO	
		.00000	98-1406274				Optum Health Solutions (Australia) Pty LtdAUS	..NIA	Optum UK Solutions Group Limited	Ownership.....	100.000	UnitedHealth Group IncorporatedNO	
		.00000	98-1147355				Optum Health Solutions (UK) LimitedGBR	..NIA	Optum UK Solutions Group Limited	Ownership.....	100.000	UnitedHealth Group IncorporatedNO	
		.00000	58-2068880				Optum Healthcare of Illinois, Inc.GA	..NIA	Optum Women's and Children's Health, LLC ..	Ownership.....	100.000	UnitedHealth Group IncorporatedNO	
		.00000	20-0212381				Optum Hospice Pharmacy Services, LLCDE	..NIA	OptumRx Health Solutions, LLC	Ownership.....	100.000	UnitedHealth Group IncorporatedNO	
		.00000	11-2997132				Optum Infusion Services 100, Inc.NY	..NIA	Optum Infusion Services 500, Inc.	Ownership.....	100.000	UnitedHealth Group IncorporatedNO	
		.00000	11-3485985				Optum Infusion Services 101, Inc.NY	..NIA	Optum Infusion Services 100, Inc.	Ownership.....	100.000	UnitedHealth Group IncorporatedNO	
		.00000	27-1533840				Optum Infusion Services 103, LLCDE	..NIA	Serquinox Holdings LLC	Ownership.....	100.000	UnitedHealth Group IncorporatedNO	
		.00000	57-0861358				Optum Infusion Services 200, Inc.SC	..NIA	Ambient Healthcare, Inc.	Ownership.....	100.000	UnitedHealth Group IncorporatedNO	
		.00000	55-0802777				Optum Infusion Services 201, Inc.FL	..NIA	Ambient Healthcare, Inc.	Ownership.....	100.000	UnitedHealth Group IncorporatedNO	
		.00000	20-4881413				Optum Infusion Services 202, Inc.FL	..NIA	Ambient Healthcare, Inc.	Ownership.....	100.000	UnitedHealth Group IncorporatedNO	
		.00000	33-1012700				Optum Infusion Services 203, Inc.FL	..NIA	Ambient Healthcare, Inc.	Ownership.....	100.000	UnitedHealth Group IncorporatedNO	
		.00000	55-0802774				Optum Infusion Services 204, Inc.FL	..NIA	Ambient Healthcare, Inc.	Ownership.....	100.000	UnitedHealth Group IncorporatedNO	
		.00000	26-3738273				Optum Infusion Services 205, Inc.FL	..NIA	Ambient Healthcare, Inc.	Ownership.....	100.000	UnitedHealth Group IncorporatedNO	
		.00000	63-1284325				Optum Infusion Services 206, Inc.AL	..NIA	Ambient Healthcare, Inc.	Ownership.....	100.000	UnitedHealth Group IncorporatedNO	
		.00000	63-0964525				Optum Infusion Services 207, Inc.AL	..NIA	Optum Infusion Services 206, Inc.	Ownership.....	100.000	UnitedHealth Group IncorporatedNO	
		.00000	20-4963945				Optum Infusion Services 208, Inc.NC	..NIA	Ambient Healthcare, Inc.	Ownership.....	100.000	UnitedHealth Group IncorporatedNO	
		.00000	55-0802779				Optum Infusion Services 209, Inc.GA	..NIA	Ambient Healthcare, Inc.	Ownership.....	100.000	UnitedHealth Group IncorporatedNO	
		.00000	75-2196224				Optum Infusion Services 301, LPOK	..NIA	Optum Infusion Services 305, LLC	Ownership.....	0.050	UnitedHealth Group IncorporatedNO	
		.00000	75-2196224				Optum Infusion Services 301, LPOK	..NIA	Optum Infusion Services 500, Inc.	Ownership.....	99.950	UnitedHealth Group IncorporatedNO	
		.00000	27-0668812				Optum Infusion Services 302, LLCNE	..NIA	Optum Infusion Services 500, Inc.	Ownership.....	100.000	UnitedHealth Group IncorporatedNO	

SCHEDULE Y
PART 1A - DETAIL OF INSURANCE HOLDING COMPANY SYSTEM

1	2	3	4	5	6	7	8	9	10	11	12	13	14	15	16
Group Code	Group Name	NAIC Company Code	ID Number	Federal RSSD	CIK	Name of Securities Exchange if Publicly Traded (U.S. or International)	Names of Parent, Subsidiaries Or Affiliates	Domi-ciliary Location	Relation-ship to Reporting Entity	Directly Controlled by (Name of Entity/Person)	Type of Control (Ownership, Board, Management, Attorney-in-Fact, Influence, Other)	If Control is Owner-ship Provide Percen-tage	Ultimate Controlling Entity(ies)/Person(s)	Is an SCA Filing Re-quired? (Yes/No)	*
0707	UnitedHealth Group Incorporated	00000	26-2565032				Optum Infusion Services 305, LLC	DE	NIA	Optum Infusion Services 500, Inc.	Ownership	100.000	UnitedHealth Group Incorporated	NO	
		00000	20-3741084				Optum Infusion Services 308, LLC	AZ	NIA	SCP Specialty Infusion, LLC	Ownership	100.000	UnitedHealth Group Incorporated	NO	
		00000	02-0653265				Optum Infusion Services 401, LLC	CA	NIA	SCP Specialty Infusion, LLC	Ownership	100.000	UnitedHealth Group Incorporated	NO	
		00000	26-4312858				Optum Infusion Services 402, LLC	CA	NIA	SCP Specialty Infusion, LLC	Ownership	100.000	UnitedHealth Group Incorporated	NO	
		00000	47-0941801				Optum Infusion Services 403, LLC	CA	NIA	SCP Specialty Infusion, LLC	Ownership	100.000	UnitedHealth Group Incorporated	NO	
		00000	93-1103256				Optum Infusion Services 404, LLC	OR	NIA	SCP Specialty Infusion, LLC	Ownership	100.000	UnitedHealth Group Incorporated	NO	
		00000	27-3918706				Optum Infusion Services 500, Inc.	DE	NIA	AxelaCare, LLC	Ownership	100.000	UnitedHealth Group Incorporated	NO	
		00000	84-2822134				Optum Infusion Services 501, Inc.	DE	NIA	Optum Infusion Services 500, Inc.	Ownership	100.000	UnitedHealth Group Incorporated	NO	
		00000	01-0808529				Optum Infusion Services 550, LLC	DE	NIA	Diplomat Blocker, LLC	Ownership	100.000	UnitedHealth Group Incorporated	NO	
		00000	04-3041221				Optum Infusion Services 551, LLC	CT	NIA	Diplomat Pharmacy, Inc.	Ownership	100.000	UnitedHealth Group Incorporated	NO	
		00000	02-0651651				Optum Infusion Services 553, LLC	NC	NIA	Diplomat Pharmacy, Inc.	Ownership	100.000	UnitedHealth Group Incorporated	NO	
		00000	46-3275933				Optum Infusion Services 554, Inc.	NY	NIA	Diplomat Pharmacy, Inc.	Ownership	100.000	UnitedHealth Group Incorporated	NO	
		69647	31-0628424				Optum Insurance of Ohio, Inc.	OH	IA	OptumRx PBM of Maryland, LLC	Ownership	100.000	UnitedHealth Group Incorporated	NO	
		00000	46-1615964				Optum Labs Topaz, Inc.	DE	NIA	Optum, Inc.	Ownership	100.000	UnitedHealth Group Incorporated	NO	
		00000					Optum Labs, Inc.	PHL	NIA	Optum Labs, LLC	Ownership	99.988	UnitedHealth Group Incorporated	NO	
		00000	41-1934238				Optum Labs, LLC	DE	NIA	United HealthCare Services, Inc.	Ownership	100.000	UnitedHealth Group Incorporated	NO	
		00000	98-1209730				Optum Life Sciences (Canada) Inc.	CAN	NIA	OptumInsight Life Sciences, Inc.	Ownership	100.000	UnitedHealth Group Incorporated	NO	
		00000					Optum Management Consulting (Shanghai) Co., Ltd.	CHN	NIA	Optum Health & Technology Holdings (US), Inc.	Ownership	100.000	UnitedHealth Group Incorporated	NO	
		00000	22-3624559				Optum Medical Care of New Jersey, P.C.	NJ	NIA	Physician(s) Owned	Influence	0.000	UnitedHealth Group Incorporated	NO	1
		00000	13-3544120				Optum Medical Care, P.C.	NY	NIA	Physician(s) Owned	Influence	0.000	UnitedHealth Group Incorporated	NO	1
		00000	30-0826311				Optum Medical Services of California, P.C.	CA	NIA	Physician(s) Owned	Influence	0.000	UnitedHealth Group Incorporated	NO	1
0707	UnitedHealth Group Incorporated	00000	45-5424191				Optum Medical Services of Colorado, P.C.	CO	NIA	Physician(s) Owned	Influence	0.000	UnitedHealth Group Incorporated	NO	1
		00000	45-3866363				Optum Medical Services, P.C.	NC	NIA	Physician(s) Owned	Influence	0.000	UnitedHealth Group Incorporated	NO	1
		11068	30-0029448				Optum Networks of New Jersey, Inc.	DE	IA	OrthoNet Holdings, Inc.	Ownership	100.000	UnitedHealth Group Incorporated	NO	
		00000	58-1873062				Optum of New York, Inc.	NY	NIA	Optum Women's and Children's Health, LLC	Ownership	100.000	UnitedHealth Group Incorporated	NO	
		00000					Optum Operations (Ireland) Unlimited Company	IRL	NIA	UnitedHealthcare International VII S.à r.l.	Ownership	100.000	UnitedHealth Group Incorporated	NO	
		00000	98-1097761												
		00000	85-3355553				Optum Oregon MSO, LLC	DE	NIA	Collaborative Care Holdings, LLC	Ownership	100.000	UnitedHealth Group Incorporated	NO	
		00000	45-3629080				Optum Perks LLC	DE	NIA	RVO Health, LLC	Ownership	100.000	UnitedHealth Group Incorporated	NO	
		00000	87-1235240				Optum Pharma Services Holdings, Inc.	DE	NIA	Optum, Inc.	Ownership	100.000	UnitedHealth Group Incorporated	NO	
		00000	36-4435924				Optum Pharmacy 601, LLC	FL	NIA	Apothecary Holdings, Inc.	Ownership	100.000	UnitedHealth Group Incorporated	NO	
		00000	82-4030553				Optum Pharmacy 700, LLC	DE	NIA	OptumRx Administrative Services, LLC	Ownership	100.000	UnitedHealth Group Incorporated	NO	
		00000	84-2827343				Optum Pharmacy 701, LLC	DE	NIA	OptumRx Administrative Services, LLC	Ownership	100.000	UnitedHealth Group Incorporated	NO	
		00000	46-2731176				Optum Pharmacy 702, LLC	IN	NIA	OptumRx PBM of Illinois, Inc.	Ownership	100.000	UnitedHealth Group Incorporated	NO	
		00000	20-2719823				Optum Pharmacy 704, Inc.	TX	NIA	BriovaRx of Florida, Inc.	Ownership	100.000	UnitedHealth Group Incorporated	NO	
		00000	55-0824381				Optum Pharmacy 705, LLC	AL	NIA	BriovaRx of Maine, Inc.	Ownership	100.000	UnitedHealth Group Incorporated	NO	
		00000	74-3103518				Optum Pharmacy 706, Inc.	NY	NIA	Salveo Specialty Pharmacy, Inc.	Ownership	100.000	UnitedHealth Group Incorporated	NO	
		00000	20-4515146				Optum Pharmacy 707, Inc.	CA	NIA	Salveo Specialty Pharmacy, Inc.	Ownership	100.000	UnitedHealth Group Incorporated	NO	
		00000	27-2869469				Optum Pharmacy 800, Inc.	AZ	NIA	Apothecary Holdings, Inc.	Ownership	100.000	UnitedHealth Group Incorporated	NO	
		00000	13-4318552				Optum Pharmacy 801, Inc.	AZ	NIA	Apothecary Holdings, Inc.	Ownership	100.000	UnitedHealth Group Incorporated	NO	
		00000	26-4241458				Optum Pharmacy 803, Inc.	AZ	NIA	Apothecary Holdings, Inc.	Ownership	100.000	UnitedHealth Group Incorporated	NO	
		00000	26-0583808				Optum Pharmacy 805, Inc.	AZ	NIA	Apothecary Holdings, Inc.	Ownership	100.000	UnitedHealth Group Incorporated	NO	
		00000	27-0121303				Optum Pharmacy 806, Inc.	CA	NIA	Apothecary Holdings, Inc.	Ownership	100.000	UnitedHealth Group Incorporated	NO	
		00000	20-4581265				Optum Public Sector Solutions, Inc.	DE	NIA	OptumInsight, Inc.	Ownership	100.000	UnitedHealth Group Incorporated	NO	
		00000	46-3328009				Optum Rocket, LLC	DE	NIA	OptumInsight, Inc.	Ownership	100.000	UnitedHealth Group Incorporated	NO	
		00000	26-0543382				Optum Senior Services, LLC	AL	NIA	Optum Hospice Pharmacy Services, LLC	Ownership	100.000	UnitedHealth Group Incorporated	NO	
		00000								Optum Operations (Ireland) Unlimited Company	Ownership	100.000	UnitedHealth Group Incorporated	NO	
		00000	98-1307821				Optum Services (Ireland) Limited	IRL	NIA	UnitedHealthcare International III B.V.	Ownership	100.000	UnitedHealth Group Incorporated	NO	
		00000	66-0870003				Optum Services (Puerto Rico) LLC	PRI	NIA	Optum, Inc.	Ownership	100.000	UnitedHealth Group Incorporated	NO	
		00000	45-4683454				Optum Services, Inc.	DE	NIA	Optum Health & Technology Holdings (US), Inc.	Ownership	100.000	UnitedHealth Group Incorporated	NO	
		00000													
		00000	98-0644599				Optum Solutions UK Holdings Limited	GBR	NIA	Inc.	Ownership	100.000	UnitedHealth Group Incorporated	NO	
		00000	88-0722620				Optum Specialty Distribution Holdings, LLC	NV	NIA	Optum, Inc.	Ownership	100.000	UnitedHealth Group Incorporated	NO	

SCHEDULE Y
PART 1A - DETAIL OF INSURANCE HOLDING COMPANY SYSTEM

1	2	3	4	5	6	7	8	9	10	11	12	13	14	15	16
Group Code	Group Name	NAIC Company Code	ID Number	Federal RSSD	CIK	Name of Securities Exchange if Publicly Traded (U.S. or International)	Names of Parent, Subsidiaries Or Affiliates	Domi-ciliary Location	Relation-ship to Reporting Entity	Directly Controlled by (Name of Entity/Person)	Type of Control (Ownership, Board, Management, Attorney-in-Fact, Influence, Other)	If Control is Owner-ship Provide Percen-tage	Ultimate Controlling Entity(ies)/Person(s)	Is an SCA Filing Re-quired? (Yes/No)	*
		.00000	46-5713629				Optum Technology, LLC	DE	NIA	OptumInsight, Inc.	Ownership	100.000	UnitedHealth Group Incorporated	NO	
		.00000	98-1097769				Optum UK Solutions Group Limited	GBR	NIA	Optum Solutions UK Holdings Limited	Ownership	100.000	UnitedHealth Group Incorporated	NO	
		.00000					Optum Venture Global Partners II, LP	DE	NIA	Optum, Inc.	Ownership	99.000	UnitedHealth Group Incorporated	NO	
		.00000					Optum Venture Global Partners, LP	DE	NIA	Optum, Inc.	Ownership	99.000	UnitedHealth Group Incorporated	NO	
		.00000	83-2512708				Optum Venture Partners II, LP	DE	NIA	Optum, Inc.	Ownership	99.000	UnitedHealth Group Incorporated	NO	
		.00000					Optum Venture Partners III, LP	DE	NIA	Optum, Inc.	Ownership	99.000	UnitedHealth Group Incorporated	NO	
		.00000					Optum Venture Partners, LP	DE	NIA	Optum, Inc.	Ownership	99.000	UnitedHealth Group Incorporated	NO	
		.00000	85-0735012				Optum Washington Network, LLC	WA	NIA	Collaborative Care Holdings, LLC	Ownership	93.000	UnitedHealth Group Incorporated	NO	
		.00000	58-2205984				Optum Women's and Children's Health, LLC	DE	NIA	My Wellness Solutions, LLC	Ownership	100.000	UnitedHealth Group Incorporated	NO	
		.00000	30-0580620				Optum, Inc.	DE	NIA	United HealthCare Services, Inc.	Ownership	100.000	UnitedHealth Group Incorporated	NO	
		.00000	46-3983926				Optum360 Services, Inc.	DE	NIA	Optum Rocket, LLC	Ownership	100.000	UnitedHealth Group Incorporated	NO	
		.00000	82-3446942				Optum360 Solutions, LLC	DE	NIA	OptumInsight, Inc.	Ownership	100.000	UnitedHealth Group Incorporated	NO	
		.00000	46-3328307				Optum360, LLC	DE	NIA	Optum Rocket, LLC	Ownership	95.850	UnitedHealth Group Incorporated	NO	
		.00000	30-0940296				OptumCare ACO New Mexico, LLC	DE	NIA	OptumCare New Mexico, LLC	Ownership	100.000	UnitedHealth Group Incorporated	NO	
		.00000	83-3608739				OptumCare ACO West, LLC	DE	NIA	Collaborative Care Holdings, LLC	Ownership	100.000	UnitedHealth Group Incorporated	NO	
		.00000	47-1422097				OptumCare Clinical Trials, LLC	DE	NIA	OptumCare Holdings, LLC	Ownership	100.000	UnitedHealth Group Incorporated	NO	
		.00000	35-2597463				OptumCare Colorado ASC, LLC	CO	NIA	OptumCare Colorado, LLC	Ownership	100.000	UnitedHealth Group Incorporated	NO	
		.00000	47-2218380				OptumCare Colorado Springs, LLC	CO	NIA	OptumCare Holdings Colorado, LLC	Ownership	100.000	UnitedHealth Group Incorporated	NO	
		.00000	47-2196783				OptumCare Colorado, LLC	CO	NIA	OptumCare Management, LLC	Ownership	100.000	UnitedHealth Group Incorporated	NO	
		.00000	26-1508741				OptumCare Endoscopy Center New Mexico, LLC	NM	NIA	OptumCare New Mexico, LLC	Ownership	100.000	UnitedHealth Group Incorporated	NO	
		.00000	82-2227280				OptumCare Florida CI, LLC	DE	NIA	OptumCare Florida, LLC	Ownership	100.000	UnitedHealth Group Incorporated	NO	
		.00000	87-0408859				OptumCare Florida, LLC	DE	NIA	OptumCare Holdings, LLC	Ownership	100.000	UnitedHealth Group Incorporated	NO	
		.00000	30-0999065				OptumCare Holdings Colorado, LLC	CO	NIA	OptumCare Colorado, LLC	Ownership	85.000	UnitedHealth Group Incorporated	NO	
		.00000	56-2592163				OptumCare Holdings, LLC	CA	NIA	Collaborative Care Holdings, LLC	Ownership	100.000	UnitedHealth Group Incorporated	NO	
		.00000	95-4509662				OptumCare Management, LLC	CA	NIA	OptumCare Holdings, LLC	Ownership	100.000	UnitedHealth Group Incorporated	NO	
		.00000	20-4043287				OptumCare New Mexico, LLC	DE	NIA	OptumCare Management, LLC	Ownership	100.000	UnitedHealth Group Incorporated	NO	
		.00000	13-4138668				OptumCare New York IPA, Inc.	NY	NIA	Inspiris, Inc.	Ownership	100.000	UnitedHealth Group Incorporated	NO	
		.00000	93-1306308				OptumCare Portland, LLC	OR	NIA	Optum Oregon MSO, LLC	Ownership	100.000	UnitedHealth Group Incorporated	NO	
		.00000	45-3462809				OptumCare South Florida, LLC	FL	NIA	OptumCare Management, LLC	Ownership	100.000	UnitedHealth Group Incorporated	NO	
		.00000	84-3504842				OptumCare Specialty Practices, LLC	DE	NIA	SC Affiliates, LLC	Ownership	100.000	UnitedHealth Group Incorporated	NO	
		.00000	41-1591944				OptumHealth Care Solutions, LLC	DE	NIA	OptumInsight, Inc.	Ownership	100.000	UnitedHealth Group Incorporated	NO	
		.00000	47-1192395				OptumHealth Holdings, LLC	DE	NIA	Optum, Inc.	Ownership	100.000	UnitedHealth Group Incorporated	NO	
		.00000	98-1106868				OptumHealth International B.V.	NLD	NIA	Catamaran S.á.r.l.	Ownership	100.000	UnitedHealth Group Incorporated	NO	
		.00000					OptumInsight Holdings, LLC	DE	NIA	Optum, Inc.	Ownership	100.000	UnitedHealth Group Incorporated	NO	
		.00000	98-1401978				OptumInsight India Private Limited	IND	NIA	UnitedHealth International, Inc.	Ownership	0.093	UnitedHealth Group Incorporated	NO	
		.00000	98-1401978				OptumInsight India Private Limited	IND	NIA	Optum Global Solutions (India) Private Limited	Ownership	99.907	UnitedHealth Group Incorporated	NO	
		.00000	04-3383745				OptumInsight Life Sciences, Inc.	DE	NIA	OptumInsight, Inc.	Ownership	100.000	UnitedHealth Group Incorporated	NO	
		.00000	41-1858498				OptumInsight, Inc.	DE	NIA	OptumInsight Holdings, LLC	Ownership	100.000	UnitedHealth Group Incorporated	NO	
		.00000	75-2578509				OptumRx Administrative Services, LLC	TX	NIA	OptumRx Holdings I, LLC	Ownership	100.000	UnitedHealth Group Incorporated	NO	
		.00000	31-1728846				OptumRx Discount Card Services, LLC	DE	NIA	RVO Health, LLC	Ownership	100.000	UnitedHealth Group Incorporated	NO	
		.00000	47-4734235				OptumRx Group Holdings, Inc.	DE	NIA	Optum, Inc.	Ownership	100.000	UnitedHealth Group Incorporated	NO	
		.00000	46-0666840				OptumRx Health Solutions, LLC	DE	NIA	OptumRx Administrative Services, LLC	Ownership	100.000	UnitedHealth Group Incorporated	NO	
		.00000	80-0870454				OptumRx Holdings I, LLC	DE	NIA	OptumRx Group Holdings, Inc.	Ownership	100.000	UnitedHealth Group Incorporated	NO	
		.00000					OptumRx Holdings, LLC	DE	NIA	Optum, Inc.	Ownership	100.000	UnitedHealth Group Incorporated	NO	
		.00000	34-1472211				OptumRx Home Delivery of Ohio, LLC	OH	NIA	OptumRx Health Solutions, LLC	Ownership	100.000	UnitedHealth Group Incorporated	NO	
		.00000	20-0218027				OptumRx IPA III, Inc.	NY	NIA	OptumRx PBM of Maryland, LLC	Ownership	100.000	UnitedHealth Group Incorporated	NO	
		.00000	20-0151096				OptumRx NY IPA, Inc.	NY	NIA	OptumRx, Inc.	Ownership	100.000	UnitedHealth Group Incorporated	NO	
		.00000	27-3419292				OptumRx of Pennsylvania, LLC	DE	NIA	OptumRx Health Solutions, LLC	Ownership	100.000	UnitedHealth Group Incorporated	NO	
		.00000	11-2581812				OptumRx PBM of Illinois, Inc.	DE	NIA	OptumRx Administrative Services, LLC	Ownership	100.000	UnitedHealth Group Incorporated	NO	
		.00000	88-0361447				OptumRx PBM of Maryland, LLC	IN	NIA	OptumRx Health Solutions, LLC	Ownership	100.000	UnitedHealth Group Incorporated	NO	
		.00000	03-0592263				OptumRx PBM of Pennsylvania, LLC	PA	NIA	OptumRx of Pennsylvania, LLC	Ownership	100.000	UnitedHealth Group Incorporated	NO	
		.00000	38-3693753				OptumRx PBM of Wisconsin, LLC	WI	NIA	OptumRx PBM of Illinois, Inc.	Ownership	100.000	UnitedHealth Group Incorporated	NO	
		.00000	16-1767416				OptumRx PD of Pennsylvania, LLC	PA	NIA	OptumRx of Pennsylvania, LLC	Ownership	100.000	UnitedHealth Group Incorporated	NO	

SCHEDULE Y
PART 1A - DETAIL OF INSURANCE HOLDING COMPANY SYSTEM

1	2	3	4	5	6	7	8	9	10	11	12	13	14	15	16
Group Code	Group Name	NAIC Company Code	ID Number	Federal RSSD	CIK	Name of Securities Exchange if Publicly Traded (U.S. or International)	Names of Parent, Subsidiaries Or Affiliates	Domi-ciliary Location	Relation-ship to Reporting Entity	Directly Controlled by (Name of Entity/Person)	Type of Control (Ownership, Board, Management, Attorney-in-Fact, Influence, Other)	If Control is Owner-ship Provide Per-centage	Ultimate Controlling Entity(ies)/Person(s)	Is an SCA Filing Re-quired? (Yes/No)	*
		.00000	88-0373347				OptumRx Pharmacy of Nevada, Inc.NV	NIA.....	OptumRx Health Solutions, LLC	Ownership.....	100.000	UnitedHealth Group IncorporatedNO.....	
		.00000	33-0441200				OptumRx, Inc.CA	NIA.....	OptumRx Holdings, LLC	Ownership.....	100.000	UnitedHealth Group IncorporatedNO.....	
		.00000	39-1974851				OptumServe Health Services, Inc.WI	NIA.....	OptumHealth Holdings, LLC	Ownership.....	100.000	UnitedHealth Group IncorporatedNO.....	
		.00000	52-2016292				OptumServe Technology Services, Inc.MD	NIA.....	OptumInsight, Inc.	Ownership.....	100.000	UnitedHealth Group IncorporatedNO.....	
		.00000	27-3674492				Oregon Healthcare Resources, LLCOR	NIA.....	OHF Physician Group, P.C.	Ownership.....	100.000	UnitedHealth Group IncorporatedNO.....	1
		.00000	22-3883387				Oregon Outpatient Surgery Center, LLCOR	NIA.....	Providence & SCA Off-Campus Holdings, LLC	Ownership.....	51.180	UnitedHealth Group IncorporatedNO.....	2
		.00000	20-2404191				Oren Meyers, Ph.D., LLCOH	NIA.....	OhioSolutions.org LLC	Ownership.....	100.000	UnitedHealth Group IncorporatedNO.....	
		.00000	59-3125869				Orlando Center for Outpatient Surgery, L.P. .	.GA	NIA.....	Surgical Health, LLC	Ownership.....	7.864	UnitedHealth Group IncorporatedNO.....	
		.00000	59-3125869				Orlando Center for Outpatient Surgery, L.P. .	.GA	NIA.....	Surgical Health Of Orlando, LLC	Ownership.....	51.000	UnitedHealth Group IncorporatedNO.....	
		.00000	46-2742615				Orthology Inc.DE	NIA.....	ProHEALTH Medical Management, LLC	Ownership.....	100.000	UnitedHealth Group IncorporatedNO.....	
		.00000	13-3960641				OrthoNet Holdings, Inc.DE	NIA.....	OptumHealth Care Solutions, LLC	Ownership.....	100.000	UnitedHealth Group IncorporatedNO.....	
		.00000	13-3818652				OrthoNet LLCNY	NIA.....	OrthoNet Holdings, Inc.	Ownership.....	100.000	UnitedHealth Group IncorporatedNO.....	
		.00000	13-4025898				OrthoNet New York IPA, Inc.NY	NIA.....	OrthoNet Holdings, Inc.	Ownership.....	100.000	UnitedHealth Group IncorporatedNO.....	
		.00000	26-2884306				OrthoNet of the South, Inc.DE	NIA.....	OrthoNet Holdings, Inc.	Ownership.....	100.000	UnitedHealth Group IncorporatedNO.....	
		.00000	20-0221966				OrthoNet West, Inc.DE	NIA.....	OrthoNet Holdings, Inc.	Ownership.....	100.000	UnitedHealth Group IncorporatedNO.....	
							Orthopedic Surgery Center of Palm Beach County, LLCFL	NIA.....	SCA-Palm Beach, LLC	Ownership.....	26.500	UnitedHealth Group IncorporatedNO.....	2
		.00000	85-2357227				Ortholvest MSO, LLCDE	NIA.....	OptumCare Specialty Practices, LLC	Ownership.....	50.000	UnitedHealth Group IncorporatedNO.....	
		.00000	98-1284698				OSB – Tecnologia e Serviços de Suporte Lda. .	.BRA	NIA.....	Cemed Care – Empresa de Atendimento Clínico Geral Ltda.	Ownership.....	0.000	UnitedHealth Group IncorporatedNO.....	
							OSB – Tecnologia e Serviços de Suporte Lda. .	.BRA	NIA.....	Anil Assistência Médica Internacional S.A.	Ownership.....	100.000	UnitedHealth Group IncorporatedNO.....	
		.00000	41-1921007				Ovations, Inc.DE	NIA.....	United HealthCare Services, Inc.	Ownership.....	100.000	UnitedHealth Group IncorporatedNO.....	
		.00000	06-1587795				Oxford Benefit Management, Inc.CT	NIA.....	Oxford Health Plans LLC	Ownership.....	100.000	UnitedHealth Group IncorporatedNO.....	
.0707	UnitedHealth Group Incorporated78026	22-2797560				Oxford Health Insurance, Inc.NY	.IA.....	UnitedHealthcare Insurance Company	Ownership.....	100.000	UnitedHealth Group IncorporatedNO.....	
.0707	UnitedHealth Group Incorporated96798	06-1181201				Oxford Health Plans (CT), Inc.CT	.IA.....	Oxford Health Plans LLC	Ownership.....	100.000	UnitedHealth Group IncorporatedNO.....	
.0707	UnitedHealth Group Incorporated95506	22-2745725				Oxford Health Plans (NJ), Inc.NJ	.IA.....	Oxford Health Plans LLC	Ownership.....	100.000	UnitedHealth Group IncorporatedNO.....	
.0707	UnitedHealth Group Incorporated95479	06-1181200				Oxford Health Plans (NY), Inc.NY	.IA.....	Oxford Health Plans LLC	Ownership.....	100.000	UnitedHealth Group IncorporatedNO.....	
		.00000	52-2443751				Oxford Health Plans LLCDE	NIA.....	UnitedHealth Group Incorporated	Ownership.....	100.000	UnitedHealth Group IncorporatedNO.....	
		.00000	27-0008097				P2P Link, LLCDE	NIA.....	SRPS, LLC	Ownership.....	100.000	UnitedHealth Group IncorporatedNO.....	
		.00000	33-0704734				Pacific Cardiovascular Associates Medical Group, Inc.CA	NIA.....	Surgical Care Affiliates, LLC	Influence.....	0.000	UnitedHealth Group IncorporatedNO.....	
		.00000	75-2857077				Pacific Casualty Company, Inc.HI	NIA.....	USHEALTH Group, Inc.	Ownership.....	100.000	UnitedHealth Group IncorporatedNO.....	
							PacificCare Life and Health Insurance CompanyIN	.IA.....	United HealthCare Services, Inc.	Ownership.....	100.000	UnitedHealth Group IncorporatedNO.....	
.0707	UnitedHealth Group Incorporated70785	35-1137395				PacificCare Life Assurance CompanyCO	.IA.....	United HealthCare Services, Inc.	Ownership.....	100.000	UnitedHealth Group IncorporatedNO.....	
.0707	UnitedHealth Group Incorporated84506	95-2829463				PacificCare of Arizona, Inc.AZ	.IA.....	United HealthCare Services, Inc.	Ownership.....	100.000	UnitedHealth Group IncorporatedNO.....	
.0707	UnitedHealth Group Incorporated95617	94-3267522				PacificCare of Colorado, Inc.CO	.IA.....	United HealthCare Services, Inc.	Ownership.....	100.000	UnitedHealth Group IncorporatedNO.....	
.0707	UnitedHealth Group Incorporated95434	84-1011378				Pacificco S.A. Entidad Prestadora de SaludPER	NIA.....	Empremédica S. A.	Ownership.....	50.000	UnitedHealth Group IncorporatedNO.....	
		.00000	98-1444613				Panama City Surgery Center, LLCFL	NIA.....	SCA-Panama City Holdings, LLC	Ownership.....	53.708	UnitedHealth Group IncorporatedNO.....	
		.00000	45-1484375				Park Hill Surgery Center, LLCTX	NIA.....	Surgical Care Affiliates, LLC	Influence.....	0.000	UnitedHealth Group IncorporatedNO.....	
		.00000	20-4127100				Parkway Surgery Center, LLCDE	NIA.....	SCA-Hagerstown, LLC	Ownership.....	78.400	UnitedHealth Group IncorporatedNO.....	
		.00000	62-1500185				Partial Hospital Systems, Inc.TN	NIA.....	Refresh Mental Health, Inc.	Ownership.....	100.000	UnitedHealth Group IncorporatedNO.....	
		.00000	20-1311030				Patient Care Associates, L.L.C.NJ	NIA.....	SCA Englewood Holdings, LLC	Ownership.....	60.404	UnitedHealth Group IncorporatedNO.....	
		.00000					Patrimonio Autónomo Nueva ClínicaCOL	NIA.....	CDC Holdings Colombia S.A.S.	Ownership.....	9.540	UnitedHealth Group IncorporatedNO.....	
		.00000					Patrimonio Autónomo Nueva ClínicaCOL	NIA.....	Clínica del Country S.A.S.	Ownership.....	65.330	UnitedHealth Group IncorporatedNO.....	
		.00000					Patrimonio Autónomo Nueva ClínicaCOL	NIA.....	Promotora Country S.A.	Ownership.....	0.230	UnitedHealth Group IncorporatedNO.....	
		.00000					Patrimonio Autónomo Nueva ClínicaCOL	NIA.....	Banmedica Internacional SpA	Ownership.....	9.590	UnitedHealth Group IncorporatedNO.....	
		.00000	62-1451147				Payment Resolution Services, LLCTN	NIA.....	OptumInsight, Inc.	Ownership.....	100.000	UnitedHealth Group IncorporatedNO.....	
		.00000	91-1885912				Peninsula Psychological Center, Inc., P.S. .	.IA	NIA.....	Physician(s) Owned	Influence.....	0.000	UnitedHealth Group IncorporatedNO.....	1
		.00000	47-2429625				Penzo Enterprises, LLCDE	NIA.....	OptumRx Holdings, LLC	Ownership.....	100.000	UnitedHealth Group IncorporatedNO.....	
							Peoples Health, Inc.LA	.IA.....	New Orleans Regional Physician Hospital Organization, L.L.C.	Ownership.....	100.000	UnitedHealth Group IncorporatedNO.....	
.0707	UnitedHealth Group Incorporated13607	20-5662149				Perham Physical Therapy, LTDMN	NIA.....	Orthology Inc.	Ownership.....	100.000	UnitedHealth Group IncorporatedNO.....	
		.00000	20-5608977												

SCHEDULE Y
PART 1A - DETAIL OF INSURANCE HOLDING COMPANY SYSTEM

1	2	3	4	5	6	7	8	9	10	11	12	13	14	15	16
Group Code	Group Name	NAIC Company Code	ID Number	Federal RSSD	CIK	Name of Securities Exchange if Publicly Traded (U.S. or International)	Names of Parent, Subsidiaries Or Affiliates	Domi-ciliary Location	Relation-ship to Reporting Entity	Directly Controlled by (Name of Entity/Person)	Type of Control (Ownership, Board, Management, Attorney-in-Fact, Influence, Other)	If Control is Owner-ship Provide Percen-tage	Ultimate Controlling Entity(ies)/Person(s)	Is an SCA Filing Re-quired? (Yes/No)	*
		.00000	58-1978405				Perimeter Center for Outpatient Surgery, L.P.	.GA	.NIA	SHC Atlanta, LLC	Ownership	38.757	UnitedHealth Group Incorporated	.NO	.2
		.00000	38-2592367				Perspectives of Troy, P.C.	.MI	.NIA	Physician(s) Owned	Influence	0.000	UnitedHealth Group Incorporated	.NO	.1
		.00000					PGH Global (Cayman) Limited	.CYM	.NIA	PGH Global, LLC	Ownership	100.000	UnitedHealth Group Incorporated	.NO	
		.00000	46-1722316				PGH Global, LLC	.DE	.NIA	UHC Holdings, Inc.	Ownership	100.000	UnitedHealth Group Incorporated	.NO	
		.00000					PGT Medical Group, Inc.	.TX	.NIA	KS Management Services, L.L.C.	Ownership	100.000	UnitedHealth Group Incorporated	.NO	
		.00000	82-5162940				Phoenix Mental Health and Wellness PLLC	.AZ	.NIA	Refresh Mental Health, Inc.	Ownership	100.000	UnitedHealth Group Incorporated	.NO	
		.00000	81-2902954				Physician Alliance of the Rockies, LLC	.CO	.NIA	New West Physicians, Inc.	Ownership	100.000	UnitedHealth Group Incorporated	.NO	
		.00000	30-0516435				Physician Partners Medical Group, Inc.	.CA	.NIA	Physician(s) Owned	Influence	0.000	UnitedHealth Group Incorporated	.NO	.1
		.00000	91-1822767				Physicians Care Network, L.L.C.	.WA	.NIA	Physician(s) Owned	Influence	0.000	UnitedHealth Group Incorporated	.NO	.1
		.00000	59-3438026				Physicians Day Surgery Center, LLC	.FL	.NIA	SCA-Naples, LLC	Ownership	51.000	UnitedHealth Group Incorporated	.NO	
		.00000					Physicians Group of Texas, LLC	.TX	.NIA	KS Management Services, L.L.C.	Ownership	100.000	UnitedHealth Group Incorporated	.NO	
.0707	UnitedHealth Group Incorporated	.11494	04-3677255				Physicians Health Choice of Texas, LLC	.TX	.IA	United HealthCare Services, Inc.	Ownership	100.000	UnitedHealth Group Incorporated	.NO	
		.00000	52-1162824				Physicians Health Plan of Maryland, Inc.	.MD	.NIA	United HealthCare Services, Inc.	Ownership	100.000	UnitedHealth Group Incorporated	.NO	
		.00000	94-2722082				Physicians Medical Group of San Jose, Inc.	.CA	.NIA	Shark Holdings, P.C.	Ownership	100.000	UnitedHealth Group Incorporated	.NO	.1
							Physicians Medical Group of San Jose, Inc.			Physicians Medical Group of San Jose, Inc.					
		.00000	84-3715606				Physicians Medical Health Plan	.CA	.NIA		Ownership	100.000	UnitedHealth Group Incorporated	.NO	.1
		.00000	86-2631012				Physicians Medical Holdings	.CA	.NIA	Shark Holdings, P.C.	Ownership	100.000	UnitedHealth Group Incorporated	.NO	.1
		.00000	20-5170962				Physicians' Surgery Center of Downey, LLC	.CA	.NIA	SCA-AppleCare Partners, LLC	Ownership	59.998	UnitedHealth Group Incorporated	.NO	
		.00000	87-3931756				Pilot Holdings, P.C.	.CA	.NIA	Physician(s) Owned	Influence	0.000	UnitedHealth Group Incorporated	.NO	.1
		.00000	84-1498816				Pinnacle III, LLC	.CO	.NIA	SCA Pinnacle Holdings, LLC	Ownership	100.000	UnitedHealth Group Incorporated	.NO	
		.00000	33-0795271				Pinnacle Medical Group, Inc.	.CA	.NIA	Pilot Holdings, P.C.	Ownership	100.000	UnitedHealth Group Incorporated	.NO	.1
		.00000	98-1388873				Plano de Saúde Ana Costa Ltda.	.BRA	.NIA	Santos Administração e Participações S.A.	Ownership	25.140	UnitedHealth Group Incorporated	.NO	
							Plano de Saúde Ana Costa Ltda.			Anil Assistência Médica Internacional S.A.					
		.00000	98-1388873				Plano de Saúde Ana Costa Ltda.	.BRA	.NIA		Ownership	74.860	UnitedHealth Group Incorporated	.NO	
							Plus One Health Management Puerto Rico, Inc.								
		.00000	66-0742844				Plus One Holdings, Inc.	.PRI	.NIA	Plus One Holdings, Inc.	Ownership	100.000	UnitedHealth Group Incorporated	.NO	
		.00000	13-3613705				PMI Acquisition, LLC	.DE	.NIA	OptumHealth Care Solutions, LLC	Ownership	100.000	UnitedHealth Group Incorporated	.NO	
		.00000	80-0670247				PMSI Holdings, LLC	.DE	.NIA	Progressive Enterprises Holdings, Inc.	Ownership	100.000	UnitedHealth Group Incorporated	.NO	
		.00000	26-3148744				PMSI Holdings, LLC	.DE	.NIA	Progressive Enterprises Holdings, Inc.	Ownership	100.000	UnitedHealth Group Incorporated	.NO	
		.00000	59-3166848				PMSI Settlement Solutions, LLC	.FL	.NIA	PMSI Holdings, LLC	Ownership	100.000	UnitedHealth Group Incorporated	.NO	
		.00000	56-2422696				PMSI, LLC	.FL	.NIA	PMSI Holdings, LLC	Ownership	100.000	UnitedHealth Group Incorporated	.NO	
							Polar II Fundo de Investimento em Participações Multiestratégia	.BRA	.NIA	UnitedHealthcare International IV S.á r.l.	Ownership	100.000	UnitedHealth Group Incorporated	.NO	
		.00000	47-5563848				Polo Holdco, LLC	.DE	.NIA	Collaborative Care Holdings, LLC	Ownership	100.000	UnitedHealth Group Incorporated	.NO	
		.00000	83-3042027				Polyclinic Holdings, P.C.	.WA	.NIA	Physician(s) Owned	Influence	0.000	UnitedHealth Group Incorporated	.NO	.1
		.00000	46-0508606				POLYCLINIC MANAGEMENT SERVICES COMPANY, LLC	.WA	.NIA	The Polyclinic, PLLC	Ownership	100.000	UnitedHealth Group Incorporated	.NO	.1
		.00000	46-5415205				POMCO Network, Inc.	.NY	.NIA	POMCO, Inc.	Ownership	100.000	UnitedHealth Group Incorporated	.NO	
		.00000	15-0581348				POMCO, Inc.	.NY	.NIA	UMR, Inc.	Ownership	100.000	UnitedHealth Group Incorporated	.NO	
		.00000	33-0261822				Pomerado Outpatient Surgical Center, Inc.	.CA	.NIA	ASC Network, LLC	Ownership	100.000	UnitedHealth Group Incorporated	.NO	
		.00000	33-0752699				Pomerado Outpatient Surgical Center, L.P.	.CA	.NIA	Pomerado Outpatient Surgical Center, Inc.	Ownership	66.500	UnitedHealth Group Incorporated	.NO	
		.00000	30-0844501				Post-Acute Care Center for Research, LLC	.DE	.NIA	naviHealth, Inc.	Ownership	100.000	UnitedHealth Group Incorporated	.NO	
		.00000	27-1454121				PPH Holdings, LLC	.DE	.NIA	Practice Partners in Healthcare, LLC	Ownership	100.000	UnitedHealth Group Incorporated	.NO	
		.00000	24-1453981				PPH Management Company, L.L.C.	.DE	.NIA	Practice Partners in Healthcare, LLC	Ownership	100.000	UnitedHealth Group Incorporated	.NO	
		.00000	26-4490039				PPH-Columbia, Inc.	.DE	.NIA	Practice Partners in Healthcare, LLC	Ownership	100.000	UnitedHealth Group Incorporated	.NO	
		.00000	26-4489980				PPH-Gardendale, Inc.	.DE	.NIA	Practice Partners in Healthcare, LLC	Ownership	100.000	UnitedHealth Group Incorporated	.NO	
		.00000	76-0770414				Practice Partners in Healthcare, LLC	.DE	.NIA	SCA-Practice Partners Holdings, LLC	Ownership	100.000	UnitedHealth Group Incorporated	.NO	
.0707	UnitedHealth Group Incorporated	.12756	20-3391186				Preferred Care Network of Florida, Inc.	.FL	.IA	United HealthCare Services, Inc.	Ownership	100.000	UnitedHealth Group Incorporated	.NO	
.0707	UnitedHealth Group Incorporated	.12155	01-0788576				Preferred Care Network, Inc.	.FL	.IA	United HealthCare Services, Inc.	Ownership	100.000	UnitedHealth Group Incorporated	.NO	
		.00000	65-0683927				Preferred Care Partners Holding, Corp.	.FL	.NIA	United HealthCare Services, Inc.	Ownership	100.000	UnitedHealth Group Incorporated	.NO	
.0707	UnitedHealth Group Incorporated	.11176	65-0885893				Preferred Care Partners, Inc.	.FL	.IA	Preferred Care Partners Holding, Corp.	Ownership	100.000	UnitedHealth Group Incorporated	.NO	
		.00000	41-1846481				PreferredOne Administrative Services, Inc.	.MN	.NIA	United HealthCare Services, Inc.	Ownership	100.000	UnitedHealth Group Incorporated	.NO	
							PreferredOne Administrative Services, Inc.			PreferredOne Administrative Services, Inc.					
.0707	UnitedHealth Group Incorporated	.11817	81-0625135				PreferredOne Insurance Company	.MN	.IA		Ownership	100.000	UnitedHealth Group Incorporated	.NO	

SCHEDULE Y
PART 1A - DETAIL OF INSURANCE HOLDING COMPANY SYSTEM

1	2	3	4	5	6	7	8	9	10	11	12	13	14	15	16
Group Code	Group Name	NAIC Company Code	ID Number	Federal RSSD	CIK	Name of Securities Exchange if Publicly Traded (U.S. or International)	Names of Parent, Subsidiaries Or Affiliates	Domi-ciliary Location	Relation-ship to Reporting Entity	Directly Controlled by (Name of Entity/Person)	Type of Control (Ownership, Board, Management, Attorney-in-Fact, Influence, Other)	If Control is Owner-ship Provide Percen-tage	Ultimate Controlling Entity(ies)/Person(s)	Is an SCA Filing Re-quired? (Yes/No)	*
		.00000	75-3265059				Premier Choice ACO, Inc.	CA	NIA	PrimeCare Medical Network, Inc.	Ownership.....	100.000	UnitedHealth Group IncorporatedNO..	
		.00000	20-1499748				Premier Medical Resources, LLC	DE	NIA	Unity Health Network, LLC	Ownership.....	100.000	UnitedHealth Group IncorporatedNO..	
		.00000	72-1378216				Premier Surgery Center of Louisville, L.P.	TN	NIA	SCA Premier Surgery Center of Louisville, LLC	Ownership.....	51.000	UnitedHealth Group IncorporatedNO..	
		.00000	88-2935371				Prevention Healthcare Holdings, LLC	DE	NIA	RVO Health, LLC	Ownership.....	100.000	UnitedHealth Group IncorporatedNO..	
		.00000	33-0527335				Primary Care Associated Medical Group, Inc.	CA	NIA	NAMM Medical Group Holdings, Inc.	Ownership.....	100.000	UnitedHealth Group IncorporatedNO..	1
		.00000	30-0516440				Prime Community Care, Inc.	CA	NIA	Physician(s) Owned	Influence.....	0.000	UnitedHealth Group IncorporatedNO..	1
		.00000	88-0253112				Prime Health, Inc.	NV	NIA	Sierra Health Services, Inc.	Ownership.....	100.000	UnitedHealth Group IncorporatedNO..	
		.00000	33-0607478				PrimeCare Medical Network, Inc.	CA	NIA	NAMM Holdings, Inc.	Ownership.....	100.000	UnitedHealth Group IncorporatedNO..	
		.00000	87-0757397				PrimeCare of Citrus Valley, Inc.	CA	NIA	PrimeCare Medical Network, Inc.	Ownership.....	80.000	UnitedHealth Group IncorporatedNO..	
		.00000	33-0674407				PrimeCare of Corona, Inc.	CA	NIA	PrimeCare Medical Network, Inc.	Ownership.....	100.000	UnitedHealth Group IncorporatedNO..	
		.00000	33-0674401				PrimeCare of Hemet Valley, Inc.	CA	NIA	PrimeCare Medical Network, Inc.	Ownership.....	100.000	UnitedHealth Group IncorporatedNO..	
		.00000	33-0674408				PrimeCare of Inland Valley, Inc.	CA	NIA	PrimeCare Medical Network, Inc.	Ownership.....	100.000	UnitedHealth Group IncorporatedNO..	
		.00000	33-0674402				PrimeCare of Moreno Valley, Inc.	CA	NIA	PrimeCare Medical Network, Inc.	Ownership.....	100.000	UnitedHealth Group IncorporatedNO..	
		.00000	33-0674400				PrimeCare of Redlands, Inc.	CA	NIA	PrimeCare Medical Network, Inc.	Ownership.....	100.000	UnitedHealth Group IncorporatedNO..	
		.00000	33-0674404				PrimeCare of Riverside, Inc.	CA	NIA	PrimeCare Medical Network, Inc.	Ownership.....	100.000	UnitedHealth Group IncorporatedNO..	
		.00000	14-1915328				PrimeCare of San Bernardino, Inc.	CA	NIA	PrimeCare Medical Network, Inc.	Ownership.....	100.000	UnitedHealth Group IncorporatedNO..	
		.00000	33-0698439				PrimeCare of Sun City, Inc.	CA	NIA	PrimeCare Medical Network, Inc.	Ownership.....	100.000	UnitedHealth Group IncorporatedNO..	
		.00000	33-0674409				PrimeCare of Temecula, Inc.	CA	NIA	PrimeCare Medical Network, Inc.	Ownership.....	100.000	UnitedHealth Group IncorporatedNO..	
		.00000	14-1873402				Procura Management, Inc.	DE	NIA	Healthcare Solutions, Inc.	Ownership.....	100.000	UnitedHealth Group IncorporatedNO..	
		.00000	27-4371197				Progressive Enterprises Holdings, Inc.	DE	NIA	OptumRx, Inc.	Ownership.....	100.000	UnitedHealth Group IncorporatedNO..	
		.00000	31-1192384				Progressive Medical, LLC	OH	NIA	PMI Acquisition, LLC	Ownership.....	100.000	UnitedHealth Group IncorporatedNO..	
		.00000	45-4469117				ProHEALTH Accountable Care Medical Group, PLLC	NY	NIA	ProHEALTH Care Associates, L.L.P.	Ownership.....	100.000	UnitedHealth Group IncorporatedNO..	1
		.00000	11-3447394				ProHEALTH Ambulatory Surgery Center, Inc.	NY	NIA	Physician(s) Owned	Influence.....	0.000	UnitedHealth Group IncorporatedNO..	1
		.00000	47-5656253				ProHEALTH Care Associates of New Jersey LLP ..	NJ	NIA	Physician(s) Owned	Influence.....	0.000	UnitedHealth Group IncorporatedNO..	1
		.00000	11-3355604				ProHEALTH Care Associates, L.L.P.	NY	NIA	ProHEALTH Medical NY, P.C.	Ownership.....	51.000	UnitedHealth Group IncorporatedNO..	1
		.00000	47-1049961				ProHEALTH Medical Management, LLC	DE	NIA	Collaborative Care Holdings, LLC	Ownership.....	100.000	UnitedHealth Group IncorporatedNO..	
		.00000	47-1388406				ProHEALTH Medical NY, P.C.	NY	NIA	Physician(s) Owned	Influence.....	0.000	UnitedHealth Group IncorporatedNO..	1
		.00000	45-5470737				ProHealth Physicians ACO, LLC	CT	NIA	ProHealth Physicians, Inc.	Ownership.....	100.000	UnitedHealth Group IncorporatedNO..	
		.00000	06-1446075				ProHealth Physicians, Inc.	CT	NIA	Polo Holdco, LLC	Ownership.....	100.000	UnitedHealth Group IncorporatedNO..	
		.00000	06-1469068				Prohealth Physicians, P.C.	CT	NIA	Physician(s) Owned	Influence.....	0.000	UnitedHealth Group IncorporatedNO..	1
		.00000	32-0455430				ProHealth Proton Center Management, LLC	DE	NIA	ProHEALTH Medical Management, LLC	Ownership.....	100.000	UnitedHealth Group IncorporatedNO..	
		.00000	47-5661535				ProHEALTH Urgent Care Medicine of New Jersey LLP	NJ	NIA	Physician(s) Owned	Influence.....	0.000	UnitedHealth Group IncorporatedNO..	1
		.00000	46-1883579				ProHEALTH Urgent Care Medicine, PLLC	NY	NIA	ProHEALTH Care Associates, L.L.P.	Ownership.....	100.000	UnitedHealth Group IncorporatedNO..	1
		.00000					ProHealth/CareMount Dental Management, LLC	NY	NIA	CareMount Dental Member, LLC	Ownership.....	46.000	UnitedHealth Group IncorporatedNO..	2
		.00000					Promotora Country S.A.	COL	NIA	Banmedica S.A.	Ownership.....	50.000	UnitedHealth Group IncorporatedNO..	
		.00000	22-3493126				Pronounced Health Solutions, Inc.	DE	NIA	My Wellness Solutions, LLC	Ownership.....	100.000	UnitedHealth Group IncorporatedNO..	
		.00000	98-1444638				Prosemedic S.A.C.	PER	NIA	Pacifico S.A. Entidad Prestadora de Salud ..	Ownership.....	80.000	UnitedHealth Group IncorporatedNO..	
		.00000	87-3489454				Prospero Benefits Management, LLC	DE	NIA	Prospero Management Services, LLC	Ownership.....	100.000	UnitedHealth Group IncorporatedNO..	
		.00000	87-3494611				Prospero Care Management, LLC	DE	NIA	Prospero Management Services, LLC	Ownership.....	100.000	UnitedHealth Group IncorporatedNO..	
		.00000	85-0775386				Prospero Health Partners Florida, Inc.	FL	NIA	Physician(s) Owned	Influence.....	0.000	UnitedHealth Group IncorporatedNO..	1
		.00000	82-2400620				Prospero Health Partners New York, P.C.	NY	NIA	Physician(s) Owned	Influence.....	0.000	UnitedHealth Group IncorporatedNO..	1
		.00000					Prospero Health Partners North Carolina, P.C.	NC	NIA	Physician(s) Owned	Influence.....	0.000	UnitedHealth Group IncorporatedNO..	1
		.00000	84-3234753				Prospero Health Partners, P.C.	MN	NIA	Physician(s) Owned	Influence.....	0.000	UnitedHealth Group IncorporatedNO..	1
		.00000	83-4217561				Prospero Management Services, LLC	DE	NIA	Optum Growth Partners, LLC	Ownership.....	100.000	UnitedHealth Group IncorporatedNO..	
		.00000	84-3844362				Prospero Medical Services New Jersey, P.C.	NJ	NIA	Physician(s) Owned	Influence.....	0.000	UnitedHealth Group IncorporatedNO..	1
		.00000	87-2406404				Prospero Medical Services, P.A.	FL	NIA	Physician(s) Owned	Influence.....	0.000	UnitedHealth Group IncorporatedNO..	1
		.00000	82-3765555				Providence & SCA Off-Campus Holdings, LLC	DE	NIA	SCA-Portland, LLC	Ownership.....	40.000	UnitedHealth Group IncorporatedNO..	2
		.00000	82-3270499				Providence & SCA On-Campus Holdings, LLC	DE	NIA	SCA-Portland, LLC	Ownership.....	20.000	UnitedHealth Group IncorporatedNO..	2
		.00000	90-0876656				PS Center, LLC	CA	NIA	Beach Surgical Holdings II, LLC	Ownership.....	100.000	UnitedHealth Group IncorporatedNO..	2
		.00000	85-0921665				Psychiatry Services of New York, P.C.	NY	NIA	Physician(s) Owned	Influence.....	0.000	UnitedHealth Group IncorporatedNO..	1

SCHEDULE Y
PART 1A - DETAIL OF INSURANCE HOLDING COMPANY SYSTEM

1	2	3	4	5	6	7	8	9	10	11	12	13	14	15	16
Group Code	Group Name	NAIC Company Code	ID Number	Federal RSSD	CIK	Name of Securities Exchange if Publicly Traded (U.S. or International)	Names of Parent, Subsidiaries Or Affiliates	Domi-ciliary Location	Relation-ship to Reporting Entity	Directly Controlled by (Name of Entity/Person)	Type of Control (Ownership, Board, Management, Attorney-in-Fact, Influence, Other)	If Control is Owner-ship Provide Percen-tage	Ultimate Controlling Entity(ies)/Person(s)	Is an SCA Filing Re-quired? (Yes/No)	*
		.00000	27-3409538				Psychiatry Specialists Inc.	IL	NIA	Physician(s) Owned	Influence.....	0.000	UnitedHealth Group Incorporated	..NO.....	1
		.00000	16-1484552				Psychological Healthcare, PLLC	NY	NIA	Physician(s) Owned	Influence.....	0.000	UnitedHealth Group Incorporated	..NO.....	1
		.00000	81-4500429				Pulse Platform, LLC	DE	NIA	Rally Health, Inc.	Ownership.....	100.000	UnitedHealth Group Incorporated	..NO.....	
		.00000	46-3901920				Ool Acquisition Holdings Corp.	DE	NIA	Genoa Healthcare, Inc.	Ownership.....	100.000	UnitedHealth Group Incorporated	..NO.....	
		.00000	62-1804707				R Cubed, Inc.	TN	NIA	naviHealth SM Holdings, Inc.	Ownership.....	100.000	UnitedHealth Group Incorporated	..NO.....	
		.00000	35-2493256				Rally Health, Inc.	DE	NIA	Optum Digital Health Holdings, LLC	Ownership.....	100.000	UnitedHealth Group Incorporated	..NO.....	
		.00000	80-0947972				Real Appeal, LLC	DE	NIA	RVO Health, LLC	Ownership.....	100.000	UnitedHealth Group Incorporated	..NO.....	
		.00000	20-0785644				Red Oak Counseling, Ltd.	WI	NIA	Physician(s) Owned	Influence.....	0.000	UnitedHealth Group Incorporated	..NO.....	1
		.00000	94-3115625				Redlands Ambulatory Surgery Center	CA	NIA	Redlands-SCA Surgery Centers, Inc.	Ownership.....	54.000	UnitedHealth Group Incorporated	..NO.....	
							Redlands Family Practice Medical Group, Inc.								
		.00000	56-2627067					CA	NIA	Physician(s) Owned	Influence.....	0.000	UnitedHealth Group Incorporated	..NO.....	1
		.00000	94-3115627				Redlands-SCA Surgery Centers, Inc.	CA	NIA	SC Affiliates, LLC	Ownership.....	100.000	UnitedHealth Group Incorporated	..NO.....	
		.00000	82-3603285				Refresh Canopy Cove, Inc.	FL	NIA	Physician(s) Owned	Influence.....	0.000	UnitedHealth Group Incorporated	..NO.....	1
		.00000	30-0358493				Refresh Centers, Inc.	IN	NIA	Physician(s) Owned	Influence.....	0.000	UnitedHealth Group Incorporated	..NO.....	1
		.00000	84-2663780				Refresh Connecticut LLC	CT	NIA	Physician(s) Owned	Influence.....	0.000	UnitedHealth Group Incorporated	..NO.....	1
		.00000	83-4507157				Refresh Evolve, LLC	WI	NIA	Physician(s) Owned	Influence.....	0.000	UnitedHealth Group Incorporated	..NO.....	1
		.00000	82-5351068				Refresh In-Home Counseling LLC	IL	NIA	Physician(s) Owned	Influence.....	0.000	UnitedHealth Group Incorporated	..NO.....	1
		.00000	82-1945667				Refresh Intermediate Holdings, Inc.	DE	NIA	Refresh Parent Holdings, Inc.	Ownership.....	100.000	UnitedHealth Group Incorporated	..NO.....	
		.00000	83-3883510				Refresh Kentucky, PLLC	KY	NIA	Refresh Mental Health, Inc.	Ownership.....	100.000	UnitedHealth Group Incorporated	..NO.....	
		.00000	47-4241017				Refresh Management, LLC	DE	NIA	Refresh Mental Health, Inc.	Ownership.....	100.000	UnitedHealth Group Incorporated	..NO.....	
		.00000	82-1945238				Refresh Mental Health, Inc.	DE	NIA	Refresh Intermediate Holdings, Inc.	Ownership.....	100.000	UnitedHealth Group Incorporated	..NO.....	
		.00000	82-2491689				Refresh Midwest Operations, S.C.	WI	NIA	Physician(s) Owned	Influence.....	0.000	UnitedHealth Group Incorporated	..NO.....	1
		.00000	83-0697837				Refresh New Jersey Psych Health LLC	NJ	NIA	Refresh Mental Health, Inc.	Ownership.....	100.000	UnitedHealth Group Incorporated	..NO.....	
		.00000	82-1945585				Refresh Parent Holdings, Inc.	DE	NIA	Restore OMH Holdings, Inc.	Ownership.....	100.000	UnitedHealth Group Incorporated	..NO.....	
		.00000	84-1756547				Refresh Pennsylvania, LLC	PA	NIA	Physician(s) Owned	Influence.....	0.000	UnitedHealth Group Incorporated	..NO.....	1
							Reliant Medical Group The Endoscopy Center, LLC								
		.00000	20-5251393					MA	NIA	Reliant Medical Group, Inc.	Ownership.....	100.000	UnitedHealth Group Incorporated	..NO.....	1
		.00000	04-2472266				Reliant Medical Group, Inc.	MA	NIA	Physician(s) Owned	Influence.....	0.000	UnitedHealth Group Incorporated	..NO.....	1
		.00000	82-3745100				Reliant MSO, LLC	DE	NIA	Collaborative Care Holdings, LLC	Ownership.....	100.000	UnitedHealth Group Incorporated	..NO.....	
		.00000	46-0558032				Research Surgical Center LLC	CO	NIA	PPH Holdings, LLC	Ownership.....	51.000	UnitedHealth Group Incorporated	..NO.....	
		.00000	86-2957267				Restore OMH Holdings, Inc.	DE	NIA	Restore OMH Intermediate Holdings, Inc.	Ownership.....	100.000	UnitedHealth Group Incorporated	..NO.....	
		.00000	86-2955057				Restore OMH Intermediate Holdings, Inc.	DE	NIA	OptumHealth Holdings, LLC	Ownership.....	100.000	UnitedHealth Group Incorporated	..NO.....	
		.00000	46-0758315				River Valley ASC, LLC	CT	NIA	SCA-River Valley, LLC	Ownership.....	58.610	UnitedHealth Group Incorporated	..NO.....	2
							Riverside Community Healthplan Medical Group, Inc.								
		.00000	33-0055097					CA	NIA	NAMM Medical Group Holdings, Inc.	Ownership.....	100.000	UnitedHealth Group Incorporated	..NO.....	1
		.00000					Riverside Corporate Wellness, LLC	WI	NIA	United HealthCare Services, Inc.	Ownership.....	50.000	UnitedHealth Group Incorporated	..NO.....	
							Riverside Electronic Healthcare Resources, Inc.								
		.00000	20-3420379					CA	NIA	Riverside Community Healthplan Medical Group, Inc.	Ownership.....	100.000	UnitedHealth Group Incorporated	..NO.....	1
		.00000	32-0500242				Riverside Medical Management, LLC	DE	NIA	ProHEALTH Medical Management, LLC	Ownership.....	100.000	UnitedHealth Group Incorporated	..NO.....	
							Riverside Surgical Center of Meadowlands, LLC								
		.00000	83-2735771					NJ	NIA	SCA-Riverside Partners, LLC	Ownership.....	72.000	UnitedHealth Group Incorporated	..NO.....	
		.00000	83-2722082				Riverside Surgical Center of Newark, LLC	NJ	NIA	SCA-Riverside Partners, LLC	Ownership.....	99.000	UnitedHealth Group Incorporated	..NO.....	
		.00000	83-2722082				Riverside Surgical Center of Newark, LLC	NJ	NIA	Endoscopy Center Affiliates, Inc.	Ownership.....	1.000	UnitedHealth Group Incorporated	..NO.....	
		.00000	86-0857176				Robert B. McBeath, M.D. II, P.C.	NV	NIA	Physician(s) Owned	Influence.....	0.000	UnitedHealth Group Incorporated	..NO.....	1
		.00000	46-2662506				Robert B. McBeath, M.D. III, P.C.	NV	NIA	Robert B. McBeath, M.D. II, P.C.	Ownership.....	100.000	UnitedHealth Group Incorporated	..NO.....	1
							Robert B. McBeath, M.D., Professional Corporation								
		.00000	88-0310956					NV	NIA	Physician(s) Owned	Influence.....	0.000	UnitedHealth Group Incorporated	..NO.....	1
		.00000	04-3713185				Rockville Eye Surgery Center, LLC	MD	NIA	SCA Palisades Holdings, LLC	Ownership.....	69.715	UnitedHealth Group Incorporated	..NO.....	
							Rocky Mountain Health Maintenance Organization, Incorporated								
		.95482	84-0614905					CO	IA	United HealthCare Services, Inc.	Ownership.....	100.000	UnitedHealth Group Incorporated	..NO.....	
		.00000	37-1832312				Rush Oak Brook Surgery Center, LLC	IL	NIA	SCA Rush Oak Brook Holdings, LLC	Ownership.....	10.000	UnitedHealth Group Incorporated	..NO.....	2
		.00000	88-1570490				RVO Health, LLC	DE	NIA	Solaris JV Holdings, Inc.	Ownership.....	17.173	UnitedHealth Group Incorporated	..NO.....	
		.00000	88-1570490				RVO Health, LLC	DE	NIA	United HealthCare Services, Inc.	Ownership.....	32.836	UnitedHealth Group Incorporated	..NO.....	
.0707	UnitedHealth Group Incorporated	.95482	84-0614905												

SCHEDULE Y
PART 1A - DETAIL OF INSURANCE HOLDING COMPANY SYSTEM

1	2	3	4	5	6	7	8	9	10	11	12	13	14	15	16
Group Code	Group Name	NAIC Company Code	ID Number	Federal RSSD	CIK	Name of Securities Exchange if Publicly Traded (U.S. or International)	Names of Parent, Subsidiaries Or Affiliates	Domi-ciliary Location	Relation-ship to Reporting Entity	Directly Controlled by (Name of Entity/Person)	Type of Control (Ownership, Board, Management, Attorney-in-Fact, Influence, Other)	If Control is Owner-ship Provide Percen-tage	Ultimate Controlling Entity(ies)/Person(s)	Is an SCA Filing Re-quired? (Yes/No)	*
		.00000					RX Ricardo Campos Ltda.	.BRA	NIA	Esho – Empresa de Serviços Hospitalares S.A.	Ownership	100.000	UnitedHealth Group Incorporated	.NO	
		.00000	77-0398259				Saad A. Shakir, M.D., Inc.	.CA	NIA	Physician(s) Owned	Influence	0.000	UnitedHealth Group Incorporated	.NO	1
		.00000	83-0521940				Sacred Heart ASC, LLC	.FL	NIA	SVHS-SCA Florida JV, LLC	Ownership	61.125	UnitedHealth Group Incorporated	.NO	2
		.00000					Saden S.A.	.CHL	NIA	Clínica Dávila y Servicios Médicos S.p.A.	Ownership	0.077	UnitedHealth Group Incorporated	.NO	
		.00000					Saden S.A.	.CHL	NIA	Banmédica S.A.	Ownership	99.923	UnitedHealth Group Incorporated	.NO	
		.00000	85-2734753				Salem JV Holdings, LLC	.DE	NIA	Surgicare of Salem, LLC	Ownership	51.000	UnitedHealth Group Incorporated	.NO	
		.00000	74-2462470				Salem Surgery Center, LLC	.OR	NIA	Salem JV Holdings, LLC	Ownership	51.000	UnitedHealth Group Incorporated	.NO	
		.00000	45-2219585				Salveo Specialty Pharmacy, Inc.	.DE	NIA	OptumRx Administrative Services, LLC	Ownership	100.000	UnitedHealth Group Incorporated	.NO	
		.00000					San Bernardino Medical Group, Inc.	.CA	NIA	NAAM Medical Group Holdings, Inc.	Ownership	100.000	UnitedHealth Group Incorporated	.NO	1
		.00000	77-0322251				San Diego Endoscopy Center	.CA	NIA	Endoscopy Center Affiliates, Inc.	Ownership	35.000	UnitedHealth Group Incorporated	.NO	2
		.00000	27-3787593				Sand Lake SurgiCenter, LLC	.FL	NIA	SCA-Sand Lake, LLC	Ownership	51.455	UnitedHealth Group Incorporated	.NO	
		.00000	27-3787593				Sand Lake SurgiCenter, LLC	.FL	NIA	SC Affiliates, LLC	Ownership	5.363	UnitedHealth Group Incorporated	.NO	
		.00000	91-2127820				Santa Cruz Endoscopy Center, LLC	.CA	NIA	SCA Pacific Holdings, Inc.	Ownership	50.000	UnitedHealth Group Incorporated	.NO	
		.00000					Santa Helena Assistência Médica S.A.	.BRA	NIA	Elual Participações S.A.	Ownership	15.522	UnitedHealth Group Incorporated	.NO	
										Anil Assistência Médica Internacional S.A.					
		.00000					Santa Helena Assistência Médica S.A.	.BRA	NIA	Amil Assistência Médica Internacional S.A.	Ownership	84.478	UnitedHealth Group Incorporated	.NO	
		.00000													
		.00000					Santos Administração e Participações S.A.	.BRA	NIA	Amil Assistência Médica Internacional S.A.	Ownership	100.000	UnitedHealth Group Incorporated	.NO	
		.00000	85-1941832				Sanvello Behavioral Health Services of Michigan, P.C.	.DE	NIA	Physician(s) Owned	Influence	0.000	UnitedHealth Group Incorporated	.NO	1
		.00000	85-0666386				Sanvello Behavioral Health Services of New Jersey, P.C.	.NJ	NIA	Physician(s) Owned	Influence	0.000	UnitedHealth Group Incorporated	.NO	1
		.00000	85-1959641				Sanvello Behavioral Health Services of North Carolina, P.C.	.NC	NIA	Physician(s) Owned	Influence	0.000	UnitedHealth Group Incorporated	.NO	1
		.00000					Sanvello Behavioral Health Services of Texas, P.A.	.TX	NIA	Physician(s) Owned	Influence	0.000	UnitedHealth Group Incorporated	.NO	1
		.00000	84-3152209				Sanvello Behavioral Health Services, P.A.	.DE	NIA	Physician(s) Owned	Influence	0.000	UnitedHealth Group Incorporated	.NO	1
		.00000	84-1754732				Sanvello Health Holdings, LLC	.DE	NIA	OptumHealth Holdings, LLC	Ownership	100.000	UnitedHealth Group Incorporated	.NO	
		.00000	83-3057919				Sanvello Health Inc.	.DE	NIA	OptumHealth Holdings, LLC	Ownership	14.750	UnitedHealth Group Incorporated	.NO	
		.00000	47-1920345				Sanvello Health Limited	.GBR	NIA	Sanvello Health Inc.	Ownership	100.000	UnitedHealth Group Incorporated	.NO	
		.00000					Saris Counseling, LLC	.WI	NIA	Refresh Evolve, LLC	Ownership	100.000	UnitedHealth Group Incorporated	.NO	1
		.00000	62-1149229				SC Affiliates, LLC	.DE	NIA	Surgical Care Affiliates, LLC	Ownership	100.000	UnitedHealth Group Incorporated	.NO	
		.00000	86-1452226				SCA AHN JV Holdings, LLC	.DE	NIA	SCA ESSC Holdings, LLC	Ownership	51.000	UnitedHealth Group Incorporated	.NO	
		.00000	92-0080881				SCA Alaska Surgery Center, Inc.	.AK	NIA	SC Affiliates, LLC	Ownership	100.000	UnitedHealth Group Incorporated	.NO	
		.00000	47-5537316				SCA Athens, LLC	.DE	NIA	SC Affiliates, LLC	Ownership	100.000	UnitedHealth Group Incorporated	.NO	
		.00000	47-5014406				SCA Austin Holdings, LLC	.DE	NIA	SC Affiliates, LLC	Ownership	100.000	UnitedHealth Group Incorporated	.NO	
		.00000	47-5051685				SCA Austin Medical Center Holdings, LLC	.DE	NIA	SCA Austin Holdings, LLC	Ownership	100.000	UnitedHealth Group Incorporated	.NO	
		.00000	87-2651443				SCA Aventura Holdings, LLC	.DE	NIA	SC Affiliates, LLC	Ownership	96.078	UnitedHealth Group Incorporated	.NO	
		.00000	85-2723465				SCA Bloomfield Holdings, LLC	.DE	NIA	SC Affiliates, LLC	Ownership	100.000	UnitedHealth Group Incorporated	.NO	
		.00000	45-4230864				SCA BOSC Holdings, LLC	.DE	NIA	SC Affiliates, LLC	Ownership	25.000	UnitedHealth Group Incorporated	.NO	
		.00000	45-4230864				SCA BOSC Holdings, LLC	.DE	NIA	SunSurgery, LLC	Ownership	25.000	UnitedHealth Group Incorporated	.NO	
		.00000	45-4230864				SCA BOSC Holdings, LLC	.DE	NIA	Surgery Center Holding, LLC	Ownership	25.000	UnitedHealth Group Incorporated	.NO	
		.00000	45-4230864				SCA BOSC Holdings, LLC	.DE	NIA	National Surgery Centers, LLC	Ownership	25.000	UnitedHealth Group Incorporated	.NO	
		.00000	47-5030792				SCA Cedar Park Holdings, LLC	.DE	NIA	SCA Austin Holdings, LLC	Ownership	100.000	UnitedHealth Group Incorporated	.NO	
		.00000	84-4338108				SCA Clifton, LLC	.DE	NIA	SC Affiliates, LLC	Ownership	100.000	UnitedHealth Group Incorporated	.NO	
		.00000	87-2738960				SCA Colorado Springs Holdings, LLC	.DE	NIA	SC Affiliates, LLC	Ownership	100.000	UnitedHealth Group Incorporated	.NO	
		.00000	85-4043847				SCA Cottonwood Holdings, LLC	.DE	NIA	SC Affiliates, LLC	Ownership	100.000	UnitedHealth Group Incorporated	.NO	
		.00000	04-3170801				SCA Danbury Surgical Center, LLC	.DE	NIA	SunSurgery, LLC	Ownership	52.068	UnitedHealth Group Incorporated	.NO	
		.00000	85-2019401				SCA Denver Holdings, LLC	.DE	NIA	SC Affiliates, LLC	Ownership	100.000	UnitedHealth Group Incorporated	.NO	
		.00000	62-1535981				SCA Development, LLC	.DE	NIA	SC Affiliates, LLC	Ownership	100.000	UnitedHealth Group Incorporated	.NO	
		.00000	85-3450755				SCA Duluth Holdings, LLC	.DE	NIA	SC Affiliates, LLC	Ownership	100.000	UnitedHealth Group Incorporated	.NO	
		.00000	86-1889923				SCA Duncanville Holdings, LLC	.DE	NIA	SC Affiliates, LLC	Ownership	100.000	UnitedHealth Group Incorporated	.NO	
		.00000	86-1855507				SCA Duncanville MSO, LLC	.TX	NIA	SCA Duncanville Holdings, LLC	Ownership	51.000	UnitedHealth Group Incorporated	.NO	

SCHEDULE Y
PART 1A - DETAIL OF INSURANCE HOLDING COMPANY SYSTEM

1	2	3	4	5	6	7	8	9	10	11	12	13	14	15	16
Group Code	Group Name	NAIC Company Code	ID Number	Federal RSSD	CIK	Name of Securities Exchange if Publicly Traded (U.S. or International)	Names of Parent, Subsidiaries Or Affiliates	Domiciliary Location	Relationship to Reporting Entity	Directly Controlled by (Name of Entity/Person)	Type of Control (Ownership, Board, Management, Attorney-in-Fact, Influence, Other)	If Control is Ownership Provide Percentage	Ultimate Controlling Entity(ies)/Person(s)	Is an SCA Filing Required? (Yes/No)	*
		.00000	88-3055298				SCA East Bay Holdings, LLC	DE	NIA	SC Affiliates, LLC	Ownership	100.000	UnitedHealth Group Incorporated	.NO.	
		.00000					SCA eCode Solutions Private Limited	IND	NIA	eCode Solutions, LLC	Ownership	100.000	UnitedHealth Group Incorporated	.NO.	
		.00000	86-3781364				SCA Englewood Holdings, LLC	DE	NIA	SC Affiliates, LLC	Ownership	100.000	UnitedHealth Group Incorporated	.NO.	
		.00000	86-1452517				SCA ESSC Holdings, LLC	DE	NIA	SC Affiliates, LLC	Ownership	100.000	UnitedHealth Group Incorporated	.NO.	
		.00000	85-2064446				SCA Global One Holdings, LLC	DE	NIA	SC Affiliates, LLC	Ownership	100.000	UnitedHealth Group Incorporated	.NO.	
		.00000	85-3472510				SCA Greenway Holdings, LLC	DE	NIA	SC Affiliates, LLC	Ownership	49.000	UnitedHealth Group Incorporated	.NO.	2
		.00000	85-4003008				SCA Grove Creek Holdings, LLC	DE	NIA	SC Affiliates, LLC	Ownership	100.000	UnitedHealth Group Incorporated	.NO.	
		.00000	85-2734387				SCA Guilford Holdings, LLC	DE	NIA	SC Affiliates, LLC	Ownership	100.000	UnitedHealth Group Incorporated	.NO.	
		.00000	47-5064834				SCA Hays Holdings, LLC	DE	NIA	SCA Austin Holdings, LLC	Ownership	100.000	UnitedHealth Group Incorporated	.NO.	
		.00000	87-2408829				SCA Health Value Enterprise, LLC	DE	NIA	SC Affiliates, LLC	Ownership	100.000	UnitedHealth Group Incorporated	.NO.	
		.00000	88-3477450				SCA Health, LLC	DE	NIA	SC Affiliates, LLC	Ownership	100.000	UnitedHealth Group Incorporated	.NO.	
		.00000	83-2735871				SCA Heartland Holdings, LLC	DE	NIA	SC Affiliates, LLC	Ownership	100.000	UnitedHealth Group Incorporated	.NO.	
		.00000	86-1735298				SCA High Point Holdings, LLC	DE	NIA	SC Affiliates, LLC	Ownership	100.000	UnitedHealth Group Incorporated	.NO.	
		.00000	36-4869243				SCA HoldCo, Inc.	DE	NIA	Collaborative Care Holdings, LLC	Ownership	100.000	UnitedHealth Group Incorporated	.NO.	
		.00000	27-1664837				SCA Holding Company, Inc.	DE	NIA	SCA Surgery Holdings, LLC	Ownership	100.000	UnitedHealth Group Incorporated	.NO.	
		.00000	47-1256943				SCA Holdings, Inc.	CA	NIA	National Surgery Centers, LLC	Ownership	100.000	UnitedHealth Group Incorporated	.NO.	
		.00000	45-4240475				SCA IEC Holdings, LLC	DE	NIA	SC Affiliates, LLC	Ownership	25.000	UnitedHealth Group Incorporated	.NO.	
		.00000	45-4240475				SCA IEC Holdings, LLC	DE	NIA	SunSurgery, LLC	Ownership	25.000	UnitedHealth Group Incorporated	.NO.	
		.00000	45-4240475				SCA IEC Holdings, LLC	DE	NIA	Surgery Center Holding, LLC	Ownership	25.000	UnitedHealth Group Incorporated	.NO.	
		.00000	45-4240475				SCA IEC Holdings, LLC	DE	NIA	National Surgery Centers, LLC	Ownership	25.000	UnitedHealth Group Incorporated	.NO.	
		.00000	45-2684108				SCA Indiana Holdings, LLC	DE	NIA	SC Affiliates, LLC	Ownership	25.000	UnitedHealth Group Incorporated	.NO.	
		.00000	45-2684108				SCA Indiana Holdings, LLC	DE	NIA	SunSurgery, LLC	Ownership	25.000	UnitedHealth Group Incorporated	.NO.	
		.00000	45-2684108				SCA Indiana Holdings, LLC	DE	NIA	Surgery Center Holding, LLC	Ownership	25.000	UnitedHealth Group Incorporated	.NO.	
		.00000	45-2684108				SCA Indiana Holdings, LLC	DE	NIA	National Surgery Centers, LLC	Ownership	25.000	UnitedHealth Group Incorporated	.NO.	
		.00000	85-2044403				SCA Lutheran Holdings, LLC	DE	NIA	SC Affiliates, LLC	Ownership	100.000	UnitedHealth Group Incorporated	.NO.	
		.00000	85-3425387				SCA Maple Grove Holdings, LLC	DE	NIA	SC Affiliates, LLC	Ownership	49.000	UnitedHealth Group Incorporated	.NO.	2
		.00000	85-2302375				SCA Mohawk Holdings, LLC	DE	NIA	SC Affiliates, LLC	Ownership	100.000	UnitedHealth Group Incorporated	.NO.	
		.00000	87-3300578				SCA Murrells Inlet, LLC	DE	NIA	SC Affiliates, LLC	Ownership	100.000	UnitedHealth Group Incorporated	.NO.	
		.00000	85-4043674				SCA Northern Utah Holdings, LLC	DE	NIA	SC Affiliates, LLC	Ownership	100.000	UnitedHealth Group Incorporated	.NO.	
		.00000	85-2527319				SCA Northwest Holdings, LLC	DE	NIA	SC Affiliates, LLC	Ownership	100.000	UnitedHealth Group Incorporated	.NO.	
		.00000	85-2065454				SCA Outside New Jersey, LLC	DE	NIA	SC Affiliates, LLC	Ownership	100.000	UnitedHealth Group Incorporated	.NO.	
		.00000	27-1707364				SCA Pacific Holdings, Inc.	CA	NIA	SC Affiliates, LLC	Ownership	100.000	UnitedHealth Group Incorporated	.NO.	
		.00000	87-2926385				SCA Pacific Surgery Holdings, LLC	DE	NIA	SC Affiliates, LLC	Ownership	100.000	UnitedHealth Group Incorporated	.NO.	
		.00000	85-1370857				SCA Palisades Holdings, LLC	DE	NIA	SC Affiliates, LLC	Ownership	100.000	UnitedHealth Group Incorporated	.NO.	
		.00000	46-1686425				SCA Pennsylvania Holdings, LLC	DE	NIA	Surgery Center Holding, LLC	Ownership	100.000	UnitedHealth Group Incorporated	.NO.	
		.00000	85-0817999				SCA Pinnacle Holdings, LLC	DE	NIA	SC Affiliates, LLC	Ownership	100.000	UnitedHealth Group Incorporated	.NO.	
							SCA Premier Surgery Center of Louisville, LLC	DE	NIA						
		.00000	72-1386840					DE	NIA	SC Affiliates, LLC	Ownership	100.000	UnitedHealth Group Incorporated	.NO.	
		.00000					SCA Providence Holdings, LLC	DE	NIA	SC Affiliates, LLC	Ownership	100.000	UnitedHealth Group Incorporated	.NO.	
		.00000	81-5211225				SCA Rockledge JV, LLC	DE	NIA	SCA-Merritt, LLC	Ownership	94.874	UnitedHealth Group Incorporated	.NO.	
		.00000	81-5211225				SCA Rockledge JV, LLC	DE	NIA	Endoscopy Center Affiliates, Inc.	Ownership	1.000	UnitedHealth Group Incorporated	.NO.	
		.00000	45-4252645				SCA ROCs Holdings, LLC	DE	NIA	SunSurgery, LLC	Ownership	25.000	UnitedHealth Group Incorporated	.NO.	
		.00000	45-4252645				SCA ROCs Holdings, LLC	DE	NIA	Surgery Center Holding, LLC	Ownership	25.000	UnitedHealth Group Incorporated	.NO.	
		.00000	45-4252645				SCA ROCs Holdings, LLC	DE	NIA	National Surgery Centers, LLC	Ownership	25.000	UnitedHealth Group Incorporated	.NO.	
		.00000	45-4252645				SCA ROCs Holdings, LLC	DE	NIA	SC Affiliates, LLC	Ownership	25.000	UnitedHealth Group Incorporated	.NO.	
		.00000	87-4302841				SCA Rush Oak Brook Holdings, LLC	DE	NIA	SC Affiliates, LLC	Ownership	100.000	UnitedHealth Group Incorporated	.NO.	
		.00000	84-3689385				SCA Sage Medical MSO, LLC	DE	NIA	SCA Sage Medical, LLC	Ownership	26.000	UnitedHealth Group Incorporated	.NO.	2
		.00000	84-3673924				SCA Sage Medical, LLC	DE	NIA	SC Affiliates, LLC	Ownership	100.000	UnitedHealth Group Incorporated	.NO.	
		.00000	85-2811475				SCA San Diego Holdings, LLC	DE	NIA	SCA-San Diego, Inc.	Ownership	100.000	UnitedHealth Group Incorporated	.NO.	
		.00000	85-2235871				SCA Skyway Holdings, LLC	DE	NIA	SC Affiliates, LLC	Ownership	100.000	UnitedHealth Group Incorporated	.NO.	
		.00000	85-4002809				SCA South Ogden Holdings, LLC	DE	NIA	SC Affiliates, LLC	Ownership	100.000	UnitedHealth Group Incorporated	.NO.	
		.00000	47-4928368				SCA Southwestern PA, LLC	DE	NIA	SC Affiliates, LLC	Ownership	100.000	UnitedHealth Group Incorporated	.NO.	
		.00000	47-3165040				SCA Specialists of Florida, LLC	DE	NIA	SCA Surgery Holdings, LLC	Ownership	100.000	UnitedHealth Group Incorporated	.NO.	
		.00000	85-2786147				SCA Specialty Holdings of Connecticut, LLC	DE	NIA	SC Affiliates, LLC	Ownership	100.000	UnitedHealth Group Incorporated	.NO.	

SCHEDULE Y
PART 1A - DETAIL OF INSURANCE HOLDING COMPANY SYSTEM

1	2	3	4	5	6	7	8	9	10	11	12	13	14	15	16
Group Code	Group Name	NAIC Company Code	ID Number	Federal RSSD	CIK	Name of Securities Exchange if Publicly Traded (U.S. or International)	Names of Parent, Subsidiaries Or Affiliates	Domi-ciliary Location	Relation-ship to Reporting Entity	Directly Controlled by (Name of Entity/Person)	Type of Control (Ownership, Board, Management, Attorney-in-Fact, Influence, Other)	If Control is Owner-ship Provide Percen-tage	Ultimate Controlling Entity(ies)/Person(s)	Is an SCA Filing Re-quired? (Yes/No)	*
		.00000	45-4266502				SCA SSSC Holdings, LLC	DE	NIA	Surgery Center Holding, LLC	Ownership	25.000	UnitedHealth Group Incorporated	.NO.	
		.00000	45-4266502				SCA SSSC Holdings, LLC	DE	NIA	National Surgery Centers, LLC	Ownership	25.000	UnitedHealth Group Incorporated	.NO.	
		.00000	45-4266502				SCA SSSC Holdings, LLC	DE	NIA	SC Affiliates, LLC	Ownership	25.000	UnitedHealth Group Incorporated	.NO.	
		.00000	45-4266502				SCA SSSC Holdings, LLC	DE	NIA	SunSurgery, LLC	Ownership	25.000	UnitedHealth Group Incorporated	.NO.	
		.00000	47-5038680				SCA Stonegate Holdings, LLC	DE	NIA	SCA Austin Holdings, LLC	Ownership	100.000	UnitedHealth Group Incorporated	.NO.	
		.00000	26-2602268				SCA Surgery Holdings, LLC	DE	NIA	Surgical Care Affiliates, LLC	Ownership	100.000	UnitedHealth Group Incorporated	.NO.	
		.00000	75-2501088				SCA Surgicare of Laguna Hills, LLC	DE	NIA	Surgery Center Holding, LLC	Ownership	100.000	UnitedHealth Group Incorporated	.NO.	
		.00000	85-3263993				SCA West Health Holdings, LLC	DE	NIA	SC Affiliates, LLC	Ownership	100.000	UnitedHealth Group Incorporated	.NO.	
		.00000	85-4150186				SCA Westgreen Holdings, LLC	DE	NIA	SC Affiliates, LLC	Ownership	68.628	UnitedHealth Group Incorporated	.NO.	
		.00000	85-3491574				SCA Woodbury Holdings, LLC	DE	NIA	SC Affiliates, LLC	Ownership	49.000	UnitedHealth Group Incorporated	.NO.	2
		.00000	74-2555097				SCA-Albuquerque Surgery Properties, Inc.	NM	NIA	SC Affiliates, LLC	Ownership	100.000	UnitedHealth Group Incorporated	.NO.	
		.00000	47-1807383				SCA-Alliance, LLC	DE	NIA	SCA Surgery Holdings, LLC	Ownership	51.000	UnitedHealth Group Incorporated	.NO.	
		.00000	82-4763869				SCA-Anne Arundel, LLC	DE	NIA	SC Affiliates, LLC	Ownership	100.000	UnitedHealth Group Incorporated	.NO.	
		.00000	83-2703057				SCA-AppleCare Partners, LLC	DE	NIA	SCA-Downey, LLC	Ownership	69.999	UnitedHealth Group Incorporated	.NO.	
		.00000	82-3857984				SCA-Bethesda, LLC	DE	NIA	SC Affiliates, LLC	Ownership	52.254	UnitedHealth Group Incorporated	.NO.	
		.00000	62-1530120				SCA-Blue Ridge, LLC	DE	NIA	SC Affiliates, LLC	Ownership	100.000	UnitedHealth Group Incorporated	.NO.	
		.00000	83-1529292				SCA-Bonita Springs, LLC	DE	NIA	SC Affiliates, LLC	Ownership	63.725	UnitedHealth Group Incorporated	.NO.	
		.00000	82-1980137				SCA-Brandon, LLC	DE	NIA	SC Affiliates, LLC	Ownership	100.000	UnitedHealth Group Incorporated	.NO.	
		.00000	83-1094012				SCA-Castle Rock, LLC	DE	NIA	SC Affiliates, LLC	Ownership	68.736	UnitedHealth Group Incorporated	.NO.	
		.00000	47-1535510				SCA-Central Florida, LLC	DE	NIA	SC Affiliates, LLC	Ownership	51.000	UnitedHealth Group Incorporated	.NO.	
		.00000	58-1709758				SCA-Charleston, LLC	DE	NIA	SCA Surgery Holdings, LLC	Ownership	100.000	UnitedHealth Group Incorporated	.NO.	
		.00000	82-4511713				SCA-Chatham, LLC	DE	NIA	SC Affiliates, LLC	Ownership	100.000	UnitedHealth Group Incorporated	.NO.	
		.00000	81-3301058				SCA-Chevy Chase, LLC	DE	NIA	SC Affiliates, LLC	Ownership	100.000	UnitedHealth Group Incorporated	.NO.	
		.00000	62-1516306				SCA-Citrus, Inc.	TN	NIA	SC Affiliates, LLC	Ownership	100.000	UnitedHealth Group Incorporated	.NO.	
		.00000	83-1541326				SCA-Colonial Partners, LLC	DE	NIA	SCA-Ft. Myers, LLC	Ownership	69.698	UnitedHealth Group Incorporated	.NO.	
		.00000	93-1047471				SCA-Colorado Springs, LLC	DE	NIA	SC Affiliates, LLC	Ownership	100.000	UnitedHealth Group Incorporated	.NO.	
		.00000	83-1585952				SCA-Connecticut Partners, LLC	DE	NIA	SunSurgery, LLC	Ownership	29.410	UnitedHealth Group Incorporated	.NO.	2
		.00000	47-4028383				SCA-Davenport, LLC	DE	NIA	SC Affiliates, LLC	Ownership	100.000	UnitedHealth Group Incorporated	.NO.	
		.00000	84-2003112				SCA-Denver Physicians Holdings, LLC	DE	NIA	SCA-Denver, LLC	Ownership	51.000	UnitedHealth Group Incorporated	.NO.	
		.00000	84-2997638				SCA-Denver, LLC	DE	NIA	SC Affiliates, LLC	Ownership	100.000	UnitedHealth Group Incorporated	.NO.	
		.00000	82-1470227				SCA-Derry, LLC	DE	NIA	SC Affiliates, LLC	Ownership	78.873	UnitedHealth Group Incorporated	.NO.	
		.00000	81-3734814				SCA-Doral, LLC	DE	NIA	SC Affiliates, LLC	Ownership	100.000	UnitedHealth Group Incorporated	.NO.	
		.00000	83-3055579				SCA-Downey, LLC	DE	NIA	SC Affiliates, LLC	Ownership	100.000	UnitedHealth Group Incorporated	.NO.	
		.00000	83-1093886				SCA-Dry Creek, LLC	DE	NIA	SC Affiliates, LLC	Ownership	100.000	UnitedHealth Group Incorporated	.NO.	
		.00000	81-1594261				SCA-Dublin, LLC	DE	NIA	SC Affiliates, LLC	Ownership	100.000	UnitedHealth Group Incorporated	.NO.	
		.00000	81-3301305				SCA-Encinitas, Inc.	DE	NIA	Surgical Health, LLC	Ownership	100.000	UnitedHealth Group Incorporated	.NO.	
		.00000	62-1541235				SCA-Eugene, Inc.	TN	NIA	SC Affiliates, LLC	Ownership	100.000	UnitedHealth Group Incorporated	.NO.	
		.00000	83-2805878				SCA-First Coast, LLC	DE	NIA	SC Affiliates, LLC	Ownership	100.000	UnitedHealth Group Incorporated	.NO.	
		.00000	62-1551099				SCA-Florence, LLC	DE	NIA	SC Affiliates, LLC	Ownership	100.000	UnitedHealth Group Incorporated	.NO.	
		.00000	93-1067967				SCA-Fort Collins, Inc.	CO	NIA	SC Affiliates, LLC	Ownership	100.000	UnitedHealth Group Incorporated	.NO.	
		.00000	62-1502719				SCA-Fort Walton, Inc.	TN	NIA	SC Affiliates, LLC	Ownership	100.000	UnitedHealth Group Incorporated	.NO.	
		.00000	47-3641516				SCA-Franklin, LLC	DE	NIA	SC Affiliates, LLC	Ownership	100.000	UnitedHealth Group Incorporated	.NO.	
		.00000	81-2727879				SCA-Frederick, LLC	DE	NIA	SC Affiliates, LLC	Ownership	100.000	UnitedHealth Group Incorporated	.NO.	
		.00000	82-3535257				SCA-Freeway Holdings, LLC	DE	NIA	SC Affiliates, LLC	Ownership	100.000	UnitedHealth Group Incorporated	.NO.	
		.00000	36-4907566				SCA-Ft. Myers, LLC	DE	NIA	SC Affiliates, LLC	Ownership	100.000	UnitedHealth Group Incorporated	.NO.	
		.00000	62-1547690				SCA-Gainesville, LLC	DE	NIA	SC Affiliates, LLC	Ownership	100.000	UnitedHealth Group Incorporated	.NO.	
		.00000	81-1956407				SCA-Gladiolus, LLC	DE	NIA	SC Affiliates, LLC	Ownership	95.371	UnitedHealth Group Incorporated	.NO.	
		.00000	83-4156034				SCA-Glenwood Holdings, LLC	DE	NIA	Glenwood-SC, Inc.	Ownership	72.396	UnitedHealth Group Incorporated	.NO.	
		.00000	82-1438326				SCA-Grants Pass, LLC	DE	NIA	SC Affiliates, LLC	Ownership	100.000	UnitedHealth Group Incorporated	.NO.	
		.00000	81-2376695				SCA-Grove Place, LLC	DE	NIA	SC Affiliates, LLC	Ownership	69.833	UnitedHealth Group Incorporated	.NO.	
		.00000	47-3466283				SCA-Hagerstown, LLC	DE	NIA	SC Affiliates, LLC	Ownership	100.000	UnitedHealth Group Incorporated	.NO.	
		.00000	47-5229514				SCA-Hilton Head, LLC	DE	NIA	SC Affiliates, LLC	Ownership	100.000	UnitedHealth Group Incorporated	.NO.	
		.00000	62-1506650				SCA-Honolulu, LLC	DE	NIA	SC Affiliates, LLC	Ownership	100.000	UnitedHealth Group Incorporated	.NO.	
		.00000	81-3445356				SCA-Houston Executive, LLC	DE	NIA	SC Affiliates, LLC	Ownership	100.000	UnitedHealth Group Incorporated	.NO.	

SCHEDULE Y
PART 1A - DETAIL OF INSURANCE HOLDING COMPANY SYSTEM

1	2	3	4	5	6	7	8	9	10	11	12	13	14	15	16
Group Code	Group Name	NAIC Company Code	ID Number	Federal RSSD	CIK	Name of Securities Exchange if Publicly Traded (U.S. or International)	Names of Parent, Subsidiaries Or Affiliates	Domi-ciliary Location	Relation-ship to Reporting Entity	Directly Controlled by (Name of Entity/Person)	Type of Control (Ownership, Board, Management, Attorney-in-Fact, Influence, Other)	If Control is Owner-ship Provide Percen-tage	Ultimate Controlling Entity(ies)/Person(s)	Is an SCA Filing Re-quired? (Yes/No)	*
		.00000	81-1668861				SCA-Illinois, LLC	DE	NIA	SCA Surgery Holdings, LLC	Ownership	100.000	UnitedHealth Group Incorporated	.NO.	
		.00000	47-3930052				SCA-IT Holdings, LLC	DE	NIA	SC Affiliates, LLC	Ownership	100.000	UnitedHealth Group Incorporated	.NO.	
		.00000	83-3090526				SCA-JPM Holdings, LLC	DE	NIA	SC Affiliates, LLC	Ownership	100.000	UnitedHealth Group Incorporated	.NO.	
		.00000	83-1102109				SCA-Kissing Camels Holdings, LLC	DE	NIA	SCA Surgery Holdings, LLC	Ownership	100.000	UnitedHealth Group Incorporated	.NO.	
		.00000	81-4292506				SCA-Main Street, LLC	DE	NIA	SC Affiliates, LLC	Ownership	29.575	UnitedHealth Group Incorporated	.NO.	2
		.00000	47-1751165				SCA-Marina del Rey, LLC	CA	NIA	SC Affiliates, LLC	Ownership	100.000	UnitedHealth Group Incorporated	.NO.	
		.00000	81-1367813				SCA-MC VBP, Inc.	DE	NIA	SC Affiliates, LLC	Ownership	100.000	UnitedHealth Group Incorporated	.NO.	
		.00000	62-1184188				SCA-Mecklenburg Development Corp.	NC	NIA	SC Affiliates, LLC	Ownership	100.000	UnitedHealth Group Incorporated	.NO.	
		.00000	81-4616104				SCA-Memorial City, LLC	DE	NIA	SC Affiliates, LLC	Ownership	100.000	UnitedHealth Group Incorporated	.NO.	
		.00000	83-3709010				SCA-Memorial, LLC	DE	NIA	SC Affiliates, LLC	Ownership	100.000	UnitedHealth Group Incorporated	.NO.	
		.00000	81-1771410				SCA-Merritt, LLC	DE	NIA	SC Affiliates, LLC	Ownership	100.000	UnitedHealth Group Incorporated	.NO.	
		.00000	82-2455773				SCA-Midlands, LLC	DE	NIA	SC Affiliates, LLC	Ownership	100.000	UnitedHealth Group Incorporated	.NO.	
		.00000	81-2976543				SCA-Midway Management, LLC	IL	NIA	SC Affiliates, LLC	Ownership	100.000	UnitedHealth Group Incorporated	.NO.	
		.00000	80-0070617				SCA-Mobile, LLC	DE	NIA	SC Affiliates, LLC	Ownership	100.000	UnitedHealth Group Incorporated	.NO.	
		.00000	81-1065674				SCA-Mokena, LLC	DE	NIA	SC Affiliates, LLC	Ownership	100.000	UnitedHealth Group Incorporated	.NO.	
		.00000					SCA-Morris Avenue, LLC	DE	NIA	SC Affiliates, LLC	Ownership	100.000	UnitedHealth Group Incorporated	.NO.	
		.00000	84-4936803				SCA-Morris County, LLC	DE	NIA	SC Affiliates, LLC	Ownership	100.000	UnitedHealth Group Incorporated	.NO.	
		.00000	62-1506655				SCA-Mt. Pleasant, LLC	DE	NIA	SC Affiliates, LLC	Ownership	100.000	UnitedHealth Group Incorporated	.NO.	
		.00000	81-2850365				SCA-Naperville, LLC	DE	NIA	SC Affiliates, LLC	Ownership	100.000	UnitedHealth Group Incorporated	.NO.	
		.00000	82-3002171				SCA-Naples, LLC	DE	NIA	SC Affiliates, LLC	Ownership	100.000	UnitedHealth Group Incorporated	.NO.	
		.00000	47-4418919				SCA-New Jersey, LLC	DE	NIA	SC Affiliates, LLC	Ownership	100.000	UnitedHealth Group Incorporated	.NO.	
		.00000	47-1760663				SCA-Newport Beach, LLC	CA	NIA	SC Affiliates, LLC	Ownership	100.000	UnitedHealth Group Incorporated	.NO.	
		.00000	81-3445510				SCA-Palm Beach MSO Holdings, LLC	DE	NIA	SunSurgery, LLC	Ownership	100.000	UnitedHealth Group Incorporated	.NO.	
		.00000	82-3050836				SCA-Palm Beach, LLC	DE	NIA	SC Affiliates, LLC	Ownership	100.000	UnitedHealth Group Incorporated	.NO.	
		.00000	84-3367495				SCA-Panama City Holdings, LLC	DE	NIA	SC Affiliates, LLC	Ownership	100.000	UnitedHealth Group Incorporated	.NO.	
		.00000	62-1538850				SCA-Paoli, LLC	DE	NIA	SC Affiliates, LLC	Ownership	100.000	UnitedHealth Group Incorporated	.NO.	
		.00000	47-2785908				SCA-Phoenix, LLC	DE	NIA	SC Affiliates, LLC	Ownership	100.000	UnitedHealth Group Incorporated	.NO.	
		.00000	47-1620189				SCA-Pocono, LLC	DE	NIA	SC Affiliates, LLC	Ownership	100.000	UnitedHealth Group Incorporated	.NO.	
		.00000	81-4139195				SCA-Portland, LLC	DE	NIA	SC Affiliates, LLC	Ownership	100.000	UnitedHealth Group Incorporated	.NO.	
		.00000	83-4121074				SCA-Practice Partners Holdings, LLC	DE	NIA	SC Affiliates, LLC	Ownership	100.000	UnitedHealth Group Incorporated	.NO.	
		.00000	81-4304317				SCA-River Valley, LLC	DE	NIA	SC Affiliates, LLC	Ownership	29.410	UnitedHealth Group Incorporated	.NO.	2
		.00000	83-2111732				SCA-Riverside Partners, LLC	DE	NIA	SCA-Riverside, LLC	Ownership	51.000	UnitedHealth Group Incorporated	.NO.	
		.00000	83-2721919				SCA-Riverside, LLC	DE	NIA	SC Affiliates, LLC	Ownership	100.000	UnitedHealth Group Incorporated	.NO.	
		.00000	47-1647512				SCA-Rockville, LLC	DE	NIA	SC Affiliates, LLC	Ownership	100.000	UnitedHealth Group Incorporated	.NO.	
		.00000	85-0563422				SCA-Sacred Heart Holdings, LLC	DE	NIA	SC Affiliates, LLC	Ownership	100.000	UnitedHealth Group Incorporated	.NO.	
		.00000	81-2963561				SCA-San Diego, Inc.	DE	NIA	Surgical Health, LLC	Ownership	100.000	UnitedHealth Group Incorporated	.NO.	
		.00000	94-3138088				SCA-San Luis Obispo, LLC	DE	NIA	SC Affiliates, LLC	Ownership	100.000	UnitedHealth Group Incorporated	.NO.	
		.00000	47-1685878				SCA-Sand Lake, LLC	DE	NIA	SC Affiliates, LLC	Ownership	83.481	UnitedHealth Group Incorporated	.NO.	
		.00000	88-0185362				SCA-Santa Rosa, Inc.	NV	NIA	SC Affiliates, LLC	Ownership	100.000	UnitedHealth Group Incorporated	.NO.	
		.00000	81-3300613				SCA-Somerset, LLC	DE	NIA	SCA Surgery Holdings, LLC	Ownership	100.000	UnitedHealth Group Incorporated	.NO.	
		.00000	22-3117714				SCA-South Jersey, LLC	DE	NIA	Virtua-SCA Holdings, LLC	Ownership	100.000	UnitedHealth Group Incorporated	.NO.	2
		.00000	47-2676325				SCA-Sparta, LLC	DE	NIA	SC Affiliates, LLC	Ownership	100.000	UnitedHealth Group Incorporated	.NO.	
		.00000	82-4499088				SCA-Spartanburg Holdings, LLC	DE	NIA	SC Affiliates, LLC	Ownership	100.000	UnitedHealth Group Incorporated	.NO.	
		.00000	88-1844951				SCA-St. Cloud Holdings, LLC	DE	NIA	SC Affiliates, LLC	Ownership	100.000	UnitedHealth Group Incorporated	.NO.	
		.00000	84-4677051				SCA-St. Louis Holdings, LLC	DE	NIA	SC Affiliates, LLC	Ownership	100.000	UnitedHealth Group Incorporated	.NO.	
		.00000	47-4106989				SCA-St. Louis, LLC	DE	NIA	Surgical Health, LLC	Ownership	100.000	UnitedHealth Group Incorporated	.NO.	
		.00000	82-3270591				SCA-St. Lucie, LLC	DE	NIA	SC Affiliates, LLC	Ownership	100.000	UnitedHealth Group Incorporated	.NO.	
		.00000	81-4371453				SCA-Surgicare, LLC	DE	NIA	SC Affiliates, LLC	Ownership	100.000	UnitedHealth Group Incorporated	.NO.	
		.00000	81-2455241				SCA-SwiftPath, LLC	DE	NIA	SC Affiliates, LLC	Ownership	100.000	UnitedHealth Group Incorporated	.NO.	
		.00000	82-1987225				SCA-Verta, LLC	DE	NIA	SC Affiliates, LLC	Ownership	100.000	UnitedHealth Group Incorporated	.NO.	
		.00000	85-1998338				SCA-VLR Holdings Company, LLC	DE	NIA	SCA Denver Holdings, LLC	Ownership	51.000	UnitedHealth Group Incorporated	.NO.	
		.00000	82-2294882				SCA-Wake Forest, LLC	DE	NIA	SC Affiliates, LLC	Ownership	100.000	UnitedHealth Group Incorporated	.NO.	
		.00000	82-1449412				SCA-Western Connectiout, LLC	DE	NIA	SC Affiliates, LLC	Ownership	67.000	UnitedHealth Group Incorporated	.NO.	
		.00000	82-3689825				SCA-Westover Hills, LLC	DE	NIA	SC Affiliates, LLC	Ownership	100.000	UnitedHealth Group Incorporated	.NO.	

SCHEDULE Y
PART 1A - DETAIL OF INSURANCE HOLDING COMPANY SYSTEM

1	2	3	4	5	6	7	8	9	10	11	12	13	14	15	16
Group Code	Group Name	NAIC Company Code	ID Number	Federal RSSD	CIK	Name of Securities Exchange if Publicly Traded (U.S. or International)	Names of Parent, Subsidiaries Or Affiliates	Domi-ciliary Location	Relation-ship to Reporting Entity	Directly Controlled by (Name of Entity/Person)	Type of Control (Ownership, Board, Management, Attorney-in-Fact, Influence, Other)	If Control is Owner-ship Provide Percen-tage	Ultimate Controlling Entity(ies)/Person(s)	Is an SCA Filing Re-quired? (Yes/No)	*
		.00000	81-1159878				SCA-Winchester, LLC	.DE	NIA	SC Affiliates, LLC	Ownership	100.000	UnitedHealth Group Incorporated	.NO	
		.00000	62-1525777				SCA-Winter Park, Inc.	.TN	NIA	SC Affiliates, LLC	Ownership	100.000	UnitedHealth Group Incorporated	.NO	
		.00000	82-3528300				SCA-Woodlands Holdings, LLC	.DE	NIA	SC Affiliates, LLC	Ownership	100.000	UnitedHealth Group Incorporated	.NO	
		.00000	81-4905342				SCAI Holdings, LLC	.DE	NIA	SCA HoldCo, Inc.	Ownership	100.000	UnitedHealth Group Incorporated	.NO	
		.00000					Scanner Centromed S.A.	.CHL	NIA	Administradora Médica Centromed S.A.	Ownership	85.000	UnitedHealth Group Incorporated	.NO	
		.00000	85-2316290				SCLHS-SCA Holdings, LLC	.DE	NIA	SCA Lutheran Holdings, LLC	Ownership	51.000	UnitedHealth Group Incorporated	.NO	
		.00000	27-2635371				SCP Specialty Infusion, LLC	.DE	NIA	Optum Infusion Services 500, Inc.	Ownership	100.000	UnitedHealth Group Incorporated	.NO	
		.00000	46-3238571				Seattle Psychology, P.L.L.C.	.WA	NIA	Physician(s) Owned	Influence	0.000	UnitedHealth Group Incorporated	.NO	.1
		.00000	98-1202716				Seisa Serviços Integrados de Saúde Ltda.	.BRA	NIA	Cemed Care – Empresa de Atendimento Clínico Geral Ltda.	Ownership	0.000	UnitedHealth Group Incorporated	.NO	
		.00000	98-1202716				Seisa Serviços Integrados de Saúde Ltda.	.BRA	NIA	Anil Assistência Médica Internacional S.A.	Ownership	100.000	UnitedHealth Group Incorporated	.NO	
		.00000	86-0739432				Senior Benefits, L.L.C.	.AZ	NIA	USHEALTH Advisors, LLC	Ownership	100.000	UnitedHealth Group Incorporated	.NO	
		.00000	88-1691956				Senior Care Network of Connecticut, LLC	.DE	NIA	Optum Care Networks, Inc.	Ownership	51.000	UnitedHealth Group Incorporated	.NO	
		.00000	45-3802527				Serenity Family and Psychology Counseling Center, P.C.	.CA	NIA	Physician(s) Owned	Influence	0.000	UnitedHealth Group Incorporated	.NO	.1
		.00000	27-1533951				Serquinox Holdings LLC	.DE	NIA	Optum Infusion Services 500, Inc.	Ownership	100.000	UnitedHealth Group Incorporated	.NO	
		.00000					Servicios de Entrenamiento en Competencias Clínicas SpA	.CHL	NIA	Sociedad de Inversiones Santa María SpA	Ownership	1.000	UnitedHealth Group Incorporated	.NO	
		.00000					Servicios de Entrenamiento en Competencias Clínicas SpA	.CHL	NIA	Clínica Santa María S.p.A.	Ownership	99.000	UnitedHealth Group Incorporated	.NO	
		.00000					Servicios Integrados de Salud Ltda.	.CHL	NIA	Clínica Santa María S.p.A.	Ownership	0.100	UnitedHealth Group Incorporated	.NO	
		.00000					Servicios Integrados de Salud Ltda.	.CHL	NIA	Clínica Dávila y Servicios Médicos S.p.A.	Ownership	99.900	UnitedHealth Group Incorporated	.NO	
		.00000					Servicios Médicos Amed Quilpué S.A.	.CHL	NIA	Laboratorios Médicos Amed Quilpué S.A.	Ownership	0.100	UnitedHealth Group Incorporated	.NO	
		.00000					Servicios Médicos Amed Quilpué S.A.	.CHL	NIA	Centromed Quilpué S.A.	Ownership	99.900	UnitedHealth Group Incorporated	.NO	
		.00000					Servicios Médicos Bio Bio Ltda.	.CHL	NIA	Saden S.A.	Ownership	1.000	UnitedHealth Group Incorporated	.NO	
		.00000					Servicios Médicos Bio Bio Ltda.	.CHL	NIA	Clínica Bio Bio SpA	Ownership	99.000	UnitedHealth Group Incorporated	.NO	
		.00000					Servicios Médicos Ciudad del Mar Ltda.	.CHL	NIA	Saden S.A.	Ownership	1.000	UnitedHealth Group Incorporated	.NO	
		.00000					Servicios Médicos Ciudad del Mar Ltda.	.CHL	NIA	Clínica Ciudad del Mar S.A.	Ownership	99.000	UnitedHealth Group Incorporated	.NO	
		.00000					Servicios Médicos Santa María Ltda.	.CHL	NIA	Sociedad de Inversiones Santa María SpA	Ownership	99.000	UnitedHealth Group Incorporated	.NO	
		.00000					Servicios Médicos Santa María Ltda.	.CHL	NIA	Clínica Santa María S.p.A.	Ownership	1.000	UnitedHealth Group Incorporated	.NO	
		.00000					Servicios Médicos Vespucio Ltda.	.CHL	NIA	Saden S.A.	Ownership	1.000	UnitedHealth Group Incorporated	.NO	
		.00000					Servicios Médicos Vespucio Ltda.	.CHL	NIA	Clínica Vespucio S.A.	Ownership	99.000	UnitedHealth Group Incorporated	.NO	
		.00000	87-3142148				Shark Holdings, P.C.	.CA	NIA	Physician(s) Owned	Influence	0.000	UnitedHealth Group Incorporated	.NO	.1
		.00000	58-1978974				SHC Atlanta, LLC	.DE	NIA	Surgical Health, LLC	Ownership	100.000	UnitedHealth Group Incorporated	.NO	
		.00000	58-2013443				SHC Austin, Inc.	.GA	NIA	Surgical Health, LLC	Ownership	100.000	UnitedHealth Group Incorporated	.NO	
		.00000	58-2062812				SHC Hawthorn, Inc.	.GA	NIA	Surgical Health, LLC	Ownership	100.000	UnitedHealth Group Incorporated	.NO	
		.00000	58-2101924				SHC Melbourne, Inc.	.GA	NIA	Surgical Health, LLC	Ownership	100.000	UnitedHealth Group Incorporated	.NO	
		.00000	47-5082677				Sherman Counseling Management, LLC	.WI	NIA	Physician(s) Owned	Influence	0.000	UnitedHealth Group Incorporated	.NO	.1
		.00000	47-1036717				Shurpa, Inc.	.DE	NIA	United HealthCare Services, Inc.	Ownership	100.000	UnitedHealth Group Incorporated	.NO	
		.00000	82-3922528				Sierra Dental Plan, Inc.	.CA	NIA	MCNA Health Care Holdings, LLC	Ownership	100.000	UnitedHealth Group Incorporated	.NO	
.0707	UnitedHealth Group Incorporated	.71420	94-0734860				Sierra Health and Life Insurance Company, Inc.	.NV	.IA	Sierra Health Services, Inc.	Ownership	100.000	UnitedHealth Group Incorporated	.NO	
		.00000	88-0200415				Sierra Health Services, Inc.	.NV	NIA	UnitedHealthcare, Inc.	Ownership	100.000	UnitedHealth Group Incorporated	.NO	
		.00000	88-0254322				Sierra Health-Care Options, Inc.	.NV	NIA	Sierra Health Services, Inc.	Ownership	100.000	UnitedHealth Group Incorporated	.NO	
		.00000	88-0385705				Sierra Home Medical Products, Inc.	.NV	NIA	Sierra Health Services, Inc.	Ownership	100.000	UnitedHealth Group Incorporated	.NO	
		.00000	88-0264562				Sierra Nevada Administrators, Inc.	.NV	NIA	Sierra Health Services, Inc.	Ownership	100.000	UnitedHealth Group Incorporated	.NO	
		.00000	81-3200297				Silicon Valley TMS of Monterey Bay, GP	.CA	NIA	Saad A. Shakir, M.D., Inc.	Ownership	100.000	UnitedHealth Group Incorporated	.NO	.1
		.00000					Sistema de Administración Hospitalaria S.A.C.	.PER	NIA	Pacífico S.A. Entidad Prestadora de Salud	Ownership	99.870	UnitedHealth Group Incorporated	.NO	
		.00000	82-1485491				SJ East Campus ASC, LLC	.CO	NIA	SCLHS-SCA Holdings, LLC	Ownership	51.000	UnitedHealth Group Incorporated	.NO	
		.00000	20-1004228				Small Business Insurance Advisors, Inc.	.TX	NIA	USHEALTH Group, Inc.	Ownership	100.000	UnitedHealth Group Incorporated	.NO	
		.00000					Sobam – Centro Médico Hospitalar S.A.	.BRA	NIA	Santa Helena Assistência Médica S.A.	Ownership	98.088	UnitedHealth Group Incorporated	.NO	

SCHEDULE Y
PART 1A - DETAIL OF INSURANCE HOLDING COMPANY SYSTEM

1	2	3	4	5	6	7	8	9	10	11	12	13	14	15	16
Group Code	Group Name	NAIC Company Code	ID Number	Federal RSSD	CIK	Name of Securities Exchange if Publicly Traded (U.S. or International)	Names of Parent, Subsidiaries Or Affiliates	Domi-ciliary Location	Relation-ship to Reporting Entity	Directly Controlled by (Name of Entity/Person)	Type of Control (Ownership, Board, Management, Attorney-in-Fact, Influence, Other)	If Control is Owner-ship Provide Percen-tage	Ultimate Controlling Entity(ies)/Person(s)	Is an SCA Filing Re-quired? (Yes/No)	*
		.00000					Sobam – Centro Médico Hospitalar S.A.	.BRA	NIA	Centro Médico Hospitalar Pitangueiras Ltda.	Ownership	1.912	UnitedHealth Group Incorporated	.NO	
		.00000	98-1453235				Sociedad de Inversiones Santa María SpA	.CHL	NIA	Clínica Santa María S.p.A.	Ownership	99.743	UnitedHealth Group Incorporated	.NO	
		.00000	98-1453235				Sociedad de Inversiones Santa María SpA	.CHL	NIA	Clínica Dávila y Servicios Médicos S.p.A.	Ownership	0.257	UnitedHealth Group Incorporated	.NO	
		.00000	88-2931584				Solaris JV Holdings, Inc.	.DE	NIA	Optum, Inc.	Ownership	100.000	UnitedHealth Group Incorporated	.NO	
		.00000	46-0729622				Solstice Administration Services, Inc.	.FL	NIA	Solstice Benefits, Inc.	Ownership	100.000	UnitedHealth Group Incorporated	.NO	
		.00000	30-0760846				Solstice Administrators of Alabama, Inc.	.AL	NIA	Solstice Administration Services, Inc.	Ownership	100.000	UnitedHealth Group Incorporated	.NO	
		.00000	35-2657270				Solstice Administrators of Arizona, Inc.	.AZ	NIA	Solstice Administration Services, Inc.	Ownership	100.000	UnitedHealth Group Incorporated	.NO	
		.00000	32-0392448				Solstice Administrators of Missouri, Inc.	.MO	NIA	Solstice Administration Services, Inc.	Ownership	100.000	UnitedHealth Group Incorporated	.NO	
		.00000					Solstice Administrators of North Carolina, Inc.	.NC	NIA	Solstice Administration Services, Inc.	Ownership	100.000	UnitedHealth Group Incorporated	.NO	
		.00000	30-0756426				Solstice Administrators of Texas, Inc.	.TX	NIA	Solstice Administration Services, Inc.	Ownership	100.000	UnitedHealth Group Incorporated	.NO	
		.00000	26-4839323				Solstice Administrators, Inc.	.CA	NIA	Solstice Administration Services, Inc.	Ownership	100.000	UnitedHealth Group Incorporated	.NO	
		.00000	20-4815388				Solstice Benefit Services, Inc.	.FL	NIA	Specialty Benefits, LLC	Ownership	100.000	UnitedHealth Group Incorporated	.NO	
.0707	UnitedHealth Group Incorporated	.12341	14-1917982				Solstice Benefits, Inc.	.FL	.IA	Specialty Benefits, LLC	Ownership	100.000	UnitedHealth Group Incorporated	.NO	
.0707	UnitedHealth Group Incorporated	.13971	27-1395245				Solstice Health Insurance Company	.NY	.IA	Specialty Benefits, LLC	Ownership	100.000	UnitedHealth Group Incorporated	.NO	
.0707	UnitedHealth Group Incorporated	.16610	30-1200533				Solstice Healthplans of Arizona, Inc.	.AZ	.IA	Solstice Administration Services, Inc.	Ownership	100.000	UnitedHealth Group Incorporated	.NO	
.0707	UnitedHealth Group Incorporated	.17141	35-2709791				Solstice Healthplans of Colorado, Inc.	.CO	.IA	Solstice Administration Services, Inc.	Ownership	100.000	UnitedHealth Group Incorporated	.NO	
		.00000	46-1042329				Solstice Healthplans of New Jersey, Inc.	.NJ	NIA	Solstice Benefits, Inc.	Ownership	100.000	UnitedHealth Group Incorporated	.NO	
.0707	UnitedHealth Group Incorporated	.16878	30-1190514				Solstice Healthplans of Ohio, Inc.	.OH	.IA	Solstice Administration Services, Inc.	Ownership	100.000	UnitedHealth Group Incorporated	.NO	
.0707	UnitedHealth Group Incorporated	.16892	36-4935990				Solstice Healthplans of Texas, Inc.	.TX	.IA	Solstice Administration Services, Inc.	Ownership	100.000	UnitedHealth Group Incorporated	.NO	
		.00000	46-3786700				Solstice Healthplans, Inc.	.FL	.IA	Solstice Benefits, Inc.	Ownership	100.000	UnitedHealth Group Incorporated	.NO	
.0707	UnitedHealth Group Incorporated	.16790	26-2699505				Solstice of Illinois, Inc.	.IL	.IA	Solstice Administration Services, Inc.	Ownership	100.000	UnitedHealth Group Incorporated	.NO	
		.00000	32-0545152				Solstice of Minnesota, Inc.	.MN	NIA	Solstice Administration Services, Inc.	Ownership	100.000	UnitedHealth Group Incorporated	.NO	
		.00000	26-1891960				Solstice of New York, Inc.	.NY	NIA	Solstice Administration Services, Inc.	Ownership	100.000	UnitedHealth Group Incorporated	.NO	
		.00000	41-1593424				Solutran, LLC	.DE	NIA	Optum Financial, Inc.	Ownership	100.000	UnitedHealth Group Incorporated	.NO	
		.00000	20-9433398				Somerset Outpatient Surgery, L.L.C.	.NJ	NIA	SCA-Somerset, LLC	Ownership	59.888	UnitedHealth Group Incorporated	.NO	
		.00000	75-2723958				South Arlington Surgical Providers, LLC	.TX	NIA	Surgical Care Affiliates, LLC	Influence	0.000	UnitedHealth Group Incorporated	.NO	
		.00000					Southern California Medical Practice Concepts, LLC	.CA	NIA	Inc.	Ownership	100.000	UnitedHealth Group Incorporated	.NO	1
		.00000	88-0201420				Southwest Medical Associates, Inc.	.NV	NIA	Sierra Health Services, Inc.	Ownership	100.000	UnitedHealth Group Incorporated	.NO	
		.00000	38-2609888				Southwest Michigan Health Network Inc.	.MI	NIA	UnitedHealthcare, Inc.	Ownership	100.000	UnitedHealth Group Incorporated	.NO	
		.00000	36-4369359				Southwest Surgery Center, LLC	.IL	NIA	SCA-Mokena, LLC	Ownership	44.319	UnitedHealth Group Incorporated	.NO	2
		.00000	41-2013700				Southwest Surgical Center, LLC	.MN	NIA	WestHealth JV Holdings, LLC	Ownership	51.000	UnitedHealth Group Incorporated	.NO	
		.00000	75-2516426				Space Coast Surgical Center, Ltd.	.FL	NIA	SCA-Merritt, LLC	Ownership	0.047	UnitedHealth Group Incorporated	.NO	
		.00000	75-2516426				Space Coast Surgical Center, Ltd.	.FL	NIA	SCA Rockledge JV, LLC	Ownership	52.191	UnitedHealth Group Incorporated	.NO	
		.00000	57-0953005				Spartanburg Surgery Center, LLC	.SC	NIA	SCA-Spartanburg Holdings, LLC	Ownership	64.000	UnitedHealth Group Incorporated	.NO	
		.00000	55-0790742				Specialists in Urology Surgery Center, LLC	.FL	NIA	SCA Specialists of Florida, LLC	Ownership	100.000	UnitedHealth Group Incorporated	.NO	
		.00000	25-1868213				Specialized Pharmaceuticals, Inc.	.PA	NIA	QoL Acquisition Holdings Corp.	Ownership	100.000	UnitedHealth Group Incorporated	.NO	
		.00000	41-1921983				Specialty Benefits, LLC	.DE	NIA	United HealthCare Services, Inc.	Ownership	100.000	UnitedHealth Group Incorporated	.NO	
		.00000	20-1494993				Specialty Billing Solutions, LLC	.CO	NIA	Pinnacle III, LLC	Ownership	100.000	UnitedHealth Group Incorporated	.NO	
		.00000	20-3412545				Specialty Surgical Center, LLC	.NJ	NIA	SCA-Sparta, LLC	Ownership	56.290	UnitedHealth Group Incorporated	.NO	
		.00000	71-0886811				Spectera of New York, IPA, Inc.	.NY	NIA	Spectera, Inc.	Ownership	100.000	UnitedHealth Group Incorporated	.NO	
		.00000	52-1260282				Spectera, Inc.	.MD	NIA	Specialty Benefits, LLC	Ownership	100.000	UnitedHealth Group Incorporated	.NO	
		.00000	20-4615218				Sports and Spinal Physical Therapy, Inc.	.DC	NIA	Orthology Inc.	Ownership	100.000	UnitedHealth Group Incorporated	.NO	
		.00000	82-3087236				Spring Behavioral Health of New Jersey, LLC	.NJ	NIA	Physician(s) Owned	Influence	0.000	UnitedHealth Group Incorporated	.NO	1
		.00000	23-2833266				Springfield Psychological, P.C.	.PA	NIA	Refresh Pennsylvania, LLC	Ownership	100.000	UnitedHealth Group Incorporated	.NO	1
		.00000	62-1770924				SRPS, LLC	.DE	NIA	Progressive Enterprises Holdings, Inc.	Ownership	100.000	UnitedHealth Group Incorporated	.NO	
		.00000	88-1908543				St. Cloud MSO, LLC	.DE	NIA	SCA-St. Cloud Holdings, LLC	Ownership	100.000	UnitedHealth Group Incorporated	.NO	
		.00000					St. Cloud Outpatient Surgery, Ltd., a Minnesota Limited Partnership	.MN	NIA	St. Cloud Surgical Center, LLC	Ownership	17.371	UnitedHealth Group Incorporated	.NO	2
		.00000	41-1348916				St. Cloud Surgical Center, LLC	.DE	NIA	Surgery Center Holding, LLC	Ownership	100.000	UnitedHealth Group Incorporated	.NO	
		.00000	61-1748081				St. Louis Cardiovascular Institute, LLC	.MO	NIA	SCA-St. Louis Holdings, LLC	Ownership	51.000	UnitedHealth Group Incorporated	.NO	
		.00000	61-1754451				St. Louis Specialty Surgical Center, LLC	.MO	NIA	SCA-St. Louis Holdings, LLC	Ownership	52.812	UnitedHealth Group Incorporated	.NO	

SCHEDULE Y
PART 1A - DETAIL OF INSURANCE HOLDING COMPANY SYSTEM

1	2	3	4	5	6	7	8	9	10	11	12	13	14	15	16
Group Code	Group Name	NAIC Company Code	ID Number	Federal RSSD	CIK	Name of Securities Exchange if Publicly Traded (U.S. or International)	Names of Parent, Subsidiaries Or Affiliates	Domi-ciliary Location	Relation-ship to Reporting Entity	Directly Controlled by (Name of Entity/Person)	Type of Control (Ownership, Board, Management, Attorney-in-Fact, Influence, Other)	If Control is Owner-ship Provide Percen-tage	Ultimate Controlling Entity(ies)/Person(s)	Is an SCA Filing Re-quired? (Yes/No)	*
		.00000	85-3832363				Starship Securities LLC	DE	NIA	Brighter Financial, Inc.	Ownership	100.000	UnitedHealth Group Incorporated	.NO.	
		.00000	85-2023852				Stonegate JV Partners, LLC	TX	NIA	SCA Stonegate Holdings, LLC	Ownership	39.216	UnitedHealth Group Incorporated	.NO.	2
		.00000	20-1211544				Stonegate Surgery Center, L.P.	TX	NIA	Stonegate JV Partners, LLC	Ownership	51.000	UnitedHealth Group Incorporated	.NO.	
		.00000	20-1211544				Stonegate Surgery Center, L.P.	TX	NIA	SCA Stonegate Holdings, LLC	Ownership	12.335	UnitedHealth Group Incorporated	.NO.	
										SCA Specialty Holdings of Connecticut, LLC					
		.00000	47-4990107				Summer Street ASC, LLC	CT	NIA		Ownership	49.000	UnitedHealth Group Incorporated	.NO.	2
		.00000	87-0625250				Sundance Behavioral Resources, LLC	UT	NIA	Refresh Mental Health, Inc.	Ownership	100.000	UnitedHealth Group Incorporated	.NO.	
		.00000	06-1082848				SunSurgery, LLC	DE	NIA	Surgical Care Affiliates, LLC	Ownership	100.000	UnitedHealth Group Incorporated	.NO.	
		.00000	82-5164277				Surgery Center at Cherry Creek, LLC	CO	NIA	SCA-Denver Physicians Holdings, LLC	Ownership	100.000	UnitedHealth Group Incorporated	.NO.	
		.00000	85-4085692				Surgery Center at Cottonwood, LLC	UT	NIA	SCA Cottonwood Holdings, LLC	Ownership	55.000	UnitedHealth Group Incorporated	.NO.	
		.00000	85-4085559				Surgery Center at Grove Creek, LLC	UT	NIA	SCA Grove Creek Holdings, LLC	Ownership	51.000	UnitedHealth Group Incorporated	.NO.	
		.00000	82-5207693				Surgery Center at Kissing Camels, LLC	CO	NIA	SCA-Kissing Camels Holdings, LLC	Ownership	72.722	UnitedHealth Group Incorporated	.NO.	
		.00000	85-4070407				Surgery Center at South Ogden, LLC	UT	NIA	SCA South Ogden Holdings, LLC	Ownership	55.000	UnitedHealth Group Incorporated	.NO.	
		.00000	81-3129674				Surgery Center at St. Vincent, LLC	OR	NIA	Providence & SCA On-Campus Holdings, LLC	Ownership	57.700	UnitedHealth Group Incorporated	.NO.	2
		.00000	62-1739361				Surgery Center Holding, LLC	DE	NIA	Surgical Care Affiliates, LLC	Ownership	100.000	UnitedHealth Group Incorporated	.NO.	
		.00000	62-1509341				Surgery Center of Boca Raton, Inc.	FL	NIA	Surgical Health, LLC	Ownership	100.000	UnitedHealth Group Incorporated	.NO.	
		.00000	63-1214140				Surgery Center of Colorado Springs, LLC	DE	NIA	SC Affiliates, LLC	Ownership	100.000	UnitedHealth Group Incorporated	.NO.	
		.00000	42-1166764				Surgery Center of Des Moines, LLC	DE	NIA	Surgery Center Holding, LLC	Ownership	100.000	UnitedHealth Group Incorporated	.NO.	
		.00000	72-1349752				Surgery Center of Easton, LLC	DE	NIA	SC Affiliates, LLC	Ownership	100.000	UnitedHealth Group Incorporated	.NO.	
		.00000	63-1212213				Surgery Center of Ellicott City, Inc.	DE	NIA	SC Affiliates, LLC	Ownership	100.000	UnitedHealth Group Incorporated	.NO.	
		.00000	20-1733152				Surgery Center of Fairfield County, LLC	DE	NIA	SCA-Connecticut Partners, LLC	Ownership	51.000	UnitedHealth Group Incorporated	.NO.	2
		.00000	20-1733152				Surgery Center of Fairfield County, LLC	DE	NIA	SunSurgery, LLC	Ownership	6.644	UnitedHealth Group Incorporated	.NO.	2
		.00000	62-1179539				Surgery Center of Lexington, LLC	DE	NIA	SC Affiliates, LLC	Ownership	49.000	UnitedHealth Group Incorporated	.NO.	2
		.00000	62-1179537				Surgery Center of Louisville, LLC	DE	NIA	SC Affiliates, LLC	Ownership	100.000	UnitedHealth Group Incorporated	.NO.	
		.00000	63-1231944				Surgery Center of Maui, LLC	DE	NIA	SC Affiliates, LLC	Ownership	100.000	UnitedHealth Group Incorporated	.NO.	
		.00000	83-2600045				Surgery Center of Mt. Scott, LLC	OR	NIA	Providence & SCA Off-Campus Holdings, LLC	Ownership	51.000	UnitedHealth Group Incorporated	.NO.	2
		.00000	63-1194204				Surgery Center of Muskogee, LLC	DE	NIA	SC Affiliates, LLC	Ownership	100.000	UnitedHealth Group Incorporated	.NO.	
		.00000	63-121214				Surgery Center of Southern Pines, LLC	DE	NIA	Surgery Center Holding, LLC	Ownership	100.000	UnitedHealth Group Incorporated	.NO.	
		.00000	82-3448050				Surgery Center of The Woodlands, LLC	TX	NIA	SCA-Woodlands Holdings, LLC	Ownership	54.790	UnitedHealth Group Incorporated	.NO.	
							Surgery Centers of Des Moines, Ltd., an Iowa Limited Partnership	IA	NIA	Surgery Center of Des Moines, LLC	Ownership	57.337	UnitedHealth Group Incorporated	.NO.	
		.00000	68-0282268				Surgery Centers-West Holdings, LLC	DE	NIA	Surgical Care Affiliates, LLC	Ownership	100.000	UnitedHealth Group Incorporated	.NO.	
		.00000	20-8922307				Surgical Care Affiliates, LLC	DE	NIA	SCAI Holdings, LLC	Ownership	100.000	UnitedHealth Group Incorporated	.NO.	
		.00000	46-2971080				Surgical Care Partners of Melbourne, LLC	DE	NIA	SHC Melbourne, Inc.	Ownership	76.164	UnitedHealth Group Incorporated	.NO.	
		.00000	75-1925497				Surgical Caregivers of Fort Worth, LLC	TX	NIA	Surgical Care Affiliates, LLC	Influence	0.000	UnitedHealth Group Incorporated	.NO.	
		.00000	63-1251243				Surgical Center of Greensboro, LLC	NC	NIA	NSC Greensboro, LLC	Ownership	35.716	UnitedHealth Group Incorporated	.NO.	2
							Surgical Center of South Jersey, Limited Partnership	NJ	NIA	SCA-South Jersey, LLC	Ownership	67.078	UnitedHealth Group Incorporated	.NO.	2
							Surgical Center of South Jersey, Limited Partnership	NJ	NIA	SC Affiliates, LLC	Ownership	4.502	UnitedHealth Group Incorporated	.NO.	2
		.00000	22-2709324				Surgical Center of Tuscaloosa Holdings, LLC	AL	NIA	Surgical Care Affiliates, LLC	Ownership	100.000	UnitedHealth Group Incorporated	.NO.	
										Treasure Valley Hospital Limited Partnership					
		.00000	88-2585662				Surgical Center of TVH, LLC	ID	NIA	Partnership	Ownership	100.000	UnitedHealth Group Incorporated	.NO.	
		.00000	65-1321064				Surgical Eye Experts, LLC	MA	NIA	Reliant Medical Group, Inc.	Ownership	100.000	UnitedHealth Group Incorporated	.NO.	1
		.00000	83-3113263				Surgical Health Of Orlando, LLC	FL	NIA	Surgical Health, LLC	Ownership	79.802	UnitedHealth Group Incorporated	.NO.	
		.00000	58-1941168				Surgical Health, LLC	DE	NIA	Surgical Care Affiliates, LLC	Ownership	100.000	UnitedHealth Group Incorporated	.NO.	
		.00000	27-0168681				Surgical Hospital Holdings of Oklahoma, LLC	DE	NIA	SCA Surgery Holdings, LLC	Ownership	100.000	UnitedHealth Group Incorporated	.NO.	
		.00000	84-4983977				Surgical Management Solutions, LLC	DE	NIA	SC Affiliates, LLC	Ownership	100.000	UnitedHealth Group Incorporated	.NO.	
		.00000	22-2529259				Surgicare of Central Jersey, LLC	NJ	NIA	Virtua-SCA Holdings, LLC	Ownership	55.000	UnitedHealth Group Incorporated	.NO.	2
		.00000	64-0629000				Surgicare of Jackson, LLC	DE	NIA	Surgery Center Holding, LLC	Ownership	100.000	UnitedHealth Group Incorporated	.NO.	
							Surgicare of Jackson, Ltd., a Mississippi Limited Partnership	MS	NIA	Surgicare of Jackson, LLC	Ownership	40.000	UnitedHealth Group Incorporated	.NO.	2
		.00000	75-2162993				Surgicare of Joliet, Inc.	IL	NIA	Surgery Center Holding, LLC	Ownership	100.000	UnitedHealth Group Incorporated	.NO.	
		.00000	75-2501191				Surgicare of La Veta, Inc.	CA	NIA	Surgery Centers-West Holdings, LLC	Ownership	100.000	UnitedHealth Group Incorporated	.NO.	

STATEMENT AS OF SEPTEMBER 30, 2022 OF THE UnitedHealthcare Community Plan of Ohio, Inc.

SCHEDULE Y
PART 1A - DETAIL OF INSURANCE HOLDING COMPANY SYSTEM

1	2	3	4	5	6	7	8	9	10	11	12	13	14	15	16
Group Code	Group Name	NAIC Company Code	ID Number	Federal RSSD	CIK	Name of Securities Exchange if Publicly Traded (U.S. or International)	Names of Parent, Subsidiaries Or Affiliates	Domi-ciliary Location	Relation-ship to Reporting Entity	Directly Controlled by (Name of Entity/Person)	Type of Control (Ownership, Board, Management, Attorney-in-Fact, Influence, Other)	If Control is Owner-ship Provide Percen-tage	Ultimate Controlling Entity(ies)/Person(s)	Is an SCA Filing Re-quired? (Yes/No)	*
		.00000	75-2507129				Surgicare of La Veta, Ltd., a California Limited Partnership	.CA	.NIA	Beach Surgical Holdings III, LLC	Ownership	30.666	UnitedHealth Group Incorporated	.NO	.2
		.00000	41-1437636				Surgicare of Minneapolis, LLC	.DE	.NIA	Surgery Center Holding, LLC	Ownership	100.000	UnitedHealth Group Incorporated	.NO	
		.00000	41-1624905				Surgicare of Minneapolis, Ltd., a Minnesota Limited Partnership	.MN	.NIA	Surgicare of Minneapolis, LLC	Ownership	20.654	UnitedHealth Group Incorporated	.NO	.2
		.00000	75-2459713				Surgicare of Mobile, LLC	.DE	.NIA	Surgery Center Holding, LLC	Ownership	100.000	UnitedHealth Group Incorporated	.NO	
		.00000	75-2459715				Surgicare of Mobile, Ltd.	.AL	.NIA	Surgicare of Mobile, LLC	Ownership	20.000	UnitedHealth Group Incorporated	.NO	.2
		.00000	75-2448926				Surgicare of Oceanside, Inc.	.CA	.NIA	Surgery Center Holding, LLC	Ownership	100.000	UnitedHealth Group Incorporated	.NO	
		.00000	75-2184730				Surgicare of Owensboro, LLC	.DE	.NIA	Surgery Center Holding, LLC	Ownership	100.000	UnitedHealth Group Incorporated	.NO	
		.00000	75-2200171				Surgicare of Salem, LLC	.DE	.NIA	Surgery Center Holding, LLC	Ownership	100.000	UnitedHealth Group Incorporated	.NO	
		.00000	35-1975122				Surgicare, LLC	.IN	.NIA	SCA-Surgicare, LLC	Ownership	53.684	UnitedHealth Group Incorporated	.NO	
		.00000	95-3329855				Surgicenters of Southern California, Inc.	.CA	.NIA	Surgery Center Holding, LLC	Ownership	100.000	UnitedHealth Group Incorporated	.NO	
		.00000	85-0571986				SVHS-SCA Florida JV, LLC	.DE	.NIA	SCA-Sacred Heart Holdings, LLC	Ownership	49.000	UnitedHealth Group Incorporated	.NO	.2
		.00000	93-1172065				Talbert Medical Group, P.C.	.CA	.NIA	HealthCare Partners Affiliates Medical Group	Ownership	100.000	UnitedHealth Group Incorporated	.NO	.1
		.00000	47-4751035				TeamMD Holdings, Inc.	.DE	.NIA	AmeriChoice Corporation	Ownership	100.000	UnitedHealth Group Incorporated	.NO	
		.00000	47-4850893				TeamMD Iowa, Inc.	.DE	.NIA	TeamMD Holdings, Inc.	Ownership	100.000	UnitedHealth Group Incorporated	.NO	
		.00000	35-2584893				TeamMD Physicians of Texas, Inc.	.TX	.NIA	TeamMD Holdings, Inc.	Ownership	100.000	UnitedHealth Group Incorporated	.NO	
		.00000	42-1446216				TeamMD Physicians, P.C.	.IA	.NIA	Physician(s) Owned	Influence	0.000	UnitedHealth Group Incorporated	.NO	.1
		.00000	82-1019055				TeamUP Insurance Services, Inc.	.CA	.NIA	HealthMarkets Insurance Agency, Inc.	Ownership	100.000	UnitedHealth Group Incorporated	.NO	
		.00000					Tecnología de Información en Salud S.A.	.CHL	.NIA	Clínica Santa María S.p.A.	Ownership	50.000	UnitedHealth Group Incorporated	.NO	
		.00000					Tecnología de Información en Salud S.A.	.CHL	.NIA	Clínica Dávila y Servicios Médicos S.p.A.	Ownership	50.000	UnitedHealth Group Incorporated	.NO	
		.00000	38-3897811				Texas Health Craig Ranch Surgery Center, LLC	.TX	.NIA	Surgical Care Affiliates, LLC	Influence	0.000	UnitedHealth Group Incorporated	.NO	
		.00000	80-0866449				Texas Health Flower Mound Orthopedic Surgery Center, LLC	.TX	.NIA	Surgical Care Affiliates, LLC	Influence	0.000	UnitedHealth Group Incorporated	.NO	
		.00000	81-4977249				Texas Health Orthopedic Surgery Center Alliance, LLC	.TX	.NIA	Surgical Care Affiliates, LLC	Influence	0.000	UnitedHealth Group Incorporated	.NO	
		.00000	82-2296081				Texas Health Surgery Center Alliance, LLC	.TX	.NIA	Surgical Care Affiliates, LLC	Influence	0.000	UnitedHealth Group Incorporated	.NO	
		.00000	82-1307876				Texas Health Surgery Center Bedford, LLC	.TX	.NIA	Surgical Care Affiliates, LLC	Influence	0.000	UnitedHealth Group Incorporated	.NO	
		.00000	85-1225852				Texas Health Surgery Center Chisholm Trail, LLC	.TX	.NIA	Surgical Care Affiliates, LLC	Influence	0.000	UnitedHealth Group Incorporated	.NO	
		.00000	83-1085415				Texas Health Surgery Center Irving, LLC	.TX	.NIA	Surgical Care Affiliates, LLC	Influence	0.000	UnitedHealth Group Incorporated	.NO	
							Texas Health Surgery Center Las Colinas, LLC								
		.00000	83-0781259					.TX	.NIA	Surgical Care Affiliates, LLC	Influence	0.000	UnitedHealth Group Incorporated	.NO	
		.00000	20-3991622				Texas Health Surgery Center Preston Plaza, LLC	.TX	.NIA	Surgical Care Affiliates, LLC	Influence	0.000	UnitedHealth Group Incorporated	.NO	
		.00000	47-4425996				Texas Health Surgery Center Rockwall, LLC	.TX	.NIA	Surgical Care Affiliates, LLC	Influence	0.000	UnitedHealth Group Incorporated	.NO	
							Texas Health Surgery Center Southwest Fort Worth, LLC	.TX	.NIA	Surgical Care Affiliates, LLC	Influence	0.000	UnitedHealth Group Incorporated	.NO	
		.00000	84-3814490				Texas Health Surgery Center Waxahachie, LLC	.TX	.NIA	Surgical Care Affiliates, LLC	Influence	0.000	UnitedHealth Group Incorporated	.NO	
		.00000	83-1464243				Texas Health Surgery Center Willow Park, LLC	.TX	.NIA	Surgical Care Affiliates, LLC	Influence	0.000	UnitedHealth Group Incorporated	.NO	
		.00000	84-1953918					.TX	.NIA	Surgical Care Affiliates, LLC	Influence	0.000	UnitedHealth Group Incorporated	.NO	
		.00000	52-1468699				The Advisory Board Company	.DE	.NIA	OptumInsight, Inc.	Ownership	100.000	UnitedHealth Group Incorporated	.NO	
		.00000	31-1426870				The Center for Cognitive and Behavioral Therapy of Greater Columbus, Inc.	.OH	.NIA	Refresh Mental Health, Inc.	Ownership	100.000	UnitedHealth Group Incorporated	.NO	
							The Center for Eating Disorders Management, Inc.								
		.00000	02-0487579				The Chesapeake Life Insurance Company	.NH	.NIA	Refresh Management, LLC	Ownership	100.000	UnitedHealth Group Incorporated	.NO	
.0707	UnitedHealth Group Incorporated	.61832	92-0676509				The Everett Clinic, PLLC	.OK	.NIA	Everett Physicians, Inc. P.S.	Ownership	100.000	UnitedHealth Group Incorporated	.NO	.1
		.00000	91-0214500				The Evergreen Clinic, PLLC	.WA	.NIA	Physician(s) Owned	Influence	0.000	UnitedHealth Group Incorporated	.NO	.1
							The Eye Surgery Center of the Carolinas, L.P.								
		.00000	20-5562797					.NC	.NIA	Surgery Center of Southern Pines, LLC	Ownership	20.000	UnitedHealth Group Incorporated	.NO	.2
		.00000	56-1970224				The Lewin Group, Inc.	.NC	.NIA	Optum Public Sector Solutions, Inc.	Ownership	100.000	UnitedHealth Group Incorporated	.NO	

SCHEDULE Y
PART 1A - DETAIL OF INSURANCE HOLDING COMPANY SYSTEM

1	2	3	4	5	6	7	8	9	10	11	12	13	14	15	16
Group Code	Group Name	NAIC Company Code	ID Number	Federal RSSD	CIK	Name of Securities Exchange if Publicly Traded (U.S. or International)	Names of Parent, Subsidiaries Or Affiliates	Domi-ciliary Location	Relation-ship to Reporting Entity	Directly Controlled by (Name of Entity/Person)	Type of Control (Ownership, Board, Management, Attorney-in-Fact, Influence, Other)	If Control is Owner-ship Provide Percen-tage	Ultimate Controlling Entity(ies)/Person(s)	Is an SCA Filing Re-quired? (Yes/No)	*
		.00000	61-1409045				The Outpatient Surgery Center of Hilton Head, LLC	.SC	NIA	SCA-Hilton Head, LLC	Ownership	20.000	UnitedHealth Group Incorporated	.NO	.2
		.00000	83-1192367				The Polyclinic MSO, LLC	.DE	NIA	Collaborative Care Holdings, LLC	Ownership	80.100	UnitedHealth Group Incorporated	.NO	
		.00000	91-0369070				The Polyclinic, PLLC	.WA	NIA	Polyclinic Holdings, P.C.	Ownership	100.000	UnitedHealth Group Incorporated	.NO	.1
		.00000	20-8357849				The Potter's House Family & Children Treatment Center, LLC	.GA	NIA	Physician(s) Owned	Influence	0.000	UnitedHealth Group Incorporated	.NO	.1
		.00000	72-1349755				The Surgery Center of Easton, L.P.	.TN	NIA	Surgery Center of Easton, LLC	Ownership	49.000	UnitedHealth Group Incorporated	.NO	.2
		.00000	06-1552689				The Surgical Center of Connecticut, LLC	.CT	NIA	SCA-Main Street, LLC	Ownership	74.561	UnitedHealth Group Incorporated	.NO	.2
		.00000	37-1446353				The Surgical Center of the Treasure Coast, L.L.C.	.FL	NIA	SCA-St. Lucie, LLC	Ownership	51.000	UnitedHealth Group Incorporated	.NO	
		.00000	46-5461304				The Tabor Therapy Group, Inc.	.IL	NIA	Physician(s) Owned	Influence	0.000	UnitedHealth Group Incorporated	.NO	.1
		.00000	26-1579919				Thomas Johnson Surgery Center, LLC	.MD	NIA	SCA-Frederick, LLC	Ownership	60.000	UnitedHealth Group Incorporated	.NO	
		.00000	25-1825549				Three Rivers Holdings, Inc.	.DE	UDP	AmeriChoice Corporation	Ownership	100.000	UnitedHealth Group Incorporated	.NO	
		.00000	63-1194203				Three Rivers Surgical Care, L.P.	.TN	NIA	Muskogee Surgical Investors, LLC	Ownership	85.096	UnitedHealth Group Incorporated	.NO	
		.00000	63-1194203				Three Rivers Surgical Care, L.P.	.TN	NIA	Surgery Center of Muskogee, LLC	Ownership	14.904	UnitedHealth Group Incorporated	.NO	
		.00000	59-3143128				Tmesys, LLC	.FL	NIA	PMSI Holdings, LLC	Ownership	100.000	UnitedHealth Group Incorporated	.NO	
		.00000	98-1287904				Topimagem Diagnóstico por Imagem Ltda.	.BRA	NIA	Esho – Empresa de Serviços Hospitalares S.A.	Ownership	100.000	UnitedHealth Group Incorporated	.NO	
		.00000	83-1528858				Trails Edge Surgery Center, LLC	.FL	NIA	SC Affiliates, LLC	Ownership	11.670	UnitedHealth Group Incorporated	.NO	
		.00000	83-1528858				Trails Edge Surgery Center, LLC	.FL	NIA	SCA-Bonita Springs, LLC	Ownership	51.000	UnitedHealth Group Incorporated	.NO	
		.00000	84-2324145				Transformer DE I, LLC	.DE	NIA	Collaborative Care Holdings, LLC	Ownership	100.000	UnitedHealth Group Incorporated	.NO	
		.00000	84-2323758				Transformer DE II, LLC	.DE	NIA	Collaborative Care Holdings, LLC	Ownership	100.000	UnitedHealth Group Incorporated	.NO	
		.00000	87-4490776				Transformer TX Holdings, LLC	.TX	NIA	Transformer DE I, LLC	Ownership	22.424	UnitedHealth Group Incorporated	.NO	
		.00000	87-4490776				Transformer TX Holdings, LLC	.TX	NIA	Transformer DE II, LLC	Ownership	22.424	UnitedHealth Group Incorporated	.NO	
		.00000	87-4490776				Transformer TX Holdings, LLC	.TX	NIA	Collaborative Care Holdings, LLC	Ownership	55.152	UnitedHealth Group Incorporated	.NO	
		.00000	46-5482620				Trauma Surgery Affiliates, LLC	.TX	NIA	National Surgery Centers, LLC	Ownership	49.000	UnitedHealth Group Incorporated	.NO	.2
		.00000	52-1431155				Travel Express Incorporated	.MD	NIA	FrontierMEDEX, Inc.	Ownership	100.000	UnitedHealth Group Incorporated	.NO	
		.00000	46-2613170				Treasure Valley Emerald Properties, LLC	.DE	NIA	Treasure Valley Hospital Limited Partnership	Ownership	100.000	UnitedHealth Group Incorporated	.NO	.2
		.00000	33-0592165				Treasure Valley Hospital Limited Partnership	.ID	NIA	Surgical Health, LLC	Ownership	37.295	UnitedHealth Group Incorporated	.NO	.2
		.00000	20-2386707				Tri-County Surgery Center, LLC	.PA	NIA	Virtua-SCA Holdings II, LLC	Ownership	55.000	UnitedHealth Group Incorporated	.NO	.2
		.00000	26-2552129				Triangle Counseling Agency, Inc.	.NC	NIA	Physician(s) Owned	Influence	0.000	UnitedHealth Group Incorporated	.NO	.1
		.00000	63-0974161				Tuscaloosa Surgical Center, L.P.	.AL	NIA	Surgical Center of Tuscaloosa Holdings, LLC	Ownership	30.000	UnitedHealth Group Incorporated	.NO	.2
		.00000	94-3077084				U.S. Behavioral Health Plan, California	.CA	IA	United Behavioral Health	Ownership	100.000	UnitedHealth Group Incorporated	.NO	
		.00000	98-1388279				UHC Finance (Ireland) Limited	.IRL	NIA	UnitedHealth Group International Finance (Ireland) Unlimited Company	Ownership	100.000	UnitedHealth Group Incorporated	.NO	
		.00000	41-1913059				UHC International Services, Inc.	.DE	NIA	UnitedHealth Group Incorporated	Ownership	100.000	UnitedHealth Group Incorporated	.NO	
		.00000	95-2931460				UHC of California	.CA	IA	United HealthCare Services, Inc.	Ownership	100.000	UnitedHealth Group Incorporated	.NO	
		.00000	98-1103713				UHCG – FZE	.ARE	NIA	UnitedHealthcare Global Medical (UK) Limited	Ownership	100.000	UnitedHealth Group Incorporated	.NO	
		.00000	98-1372063				UHCG Holdings (Ireland) Limited	.IRL	NIA	United HealthCare Services, Inc.	Ownership	100.000	UnitedHealth Group Incorporated	.NO	
		.00000	98-1372064				UHCG Services (Ireland) Limited	.IRL	NIA	UHCG Holdings (Ireland) Limited	Ownership	100.000	UnitedHealth Group Incorporated	.NO	
		.00000	98-0559902				UHG Holdings UK IV Limited	.GBR	NIA	Bordeaux UK Holdings I Limited	Ownership	99.993	UnitedHealth Group Incorporated	.NO	
		.00000	98-0559902				UHG Holdings UK IV Limited	.GBR	NIA	Bordeaux (Barbados) Holdings I, SRL	Ownership	0.007	UnitedHealth Group Incorporated	.NO	
		.00000	98-1249178				UHG Holdings UK V Limited	.GBR	NIA	UHG Holdings UK IV Limited	Ownership	100.000	UnitedHealth Group Incorporated	.NO	
		.00000	98-1390073				UHG Holdings UK VI Limited	.GBR	NIA	UnitedHealthcare International VII S.à r.l.	Ownership	100.000	UnitedHealth Group Incorporated	.NO	
		.00000	41-1921008				UHC Holdings, Inc.	.DE	NIA	United HealthCare Services, Inc.	Ownership	100.000	UnitedHealth Group Incorporated	.NO	
		.00000	39-1995276				UMR, Inc.	.DE	NIA	United HealthCare Services, Inc.	Ownership	100.000	UnitedHealth Group Incorporated	.NO	
		.00000	98-1444648				Unidad Médica Diagnóstico S.A.	.COL	NIA	Colmedica Medicina Prepagada S.A.	Ownership	92.380	UnitedHealth Group Incorporated	.NO	
		.00000	98-1444648				Unidad Médica Diagnóstico S.A.	.COL	NIA	Banmedica Internacional SpA	Ownership	7.620	UnitedHealth Group Incorporated	.NO	
.0707	UnitedHealth Group Incorporated	.91529	52-1996029				Unimerica Insurance Company	.WI	IA	OptumHealth Holdings, LLC	Ownership	100.000	UnitedHealth Group Incorporated	.NO	

SCHEDULE Y
PART 1A - DETAIL OF INSURANCE HOLDING COMPANY SYSTEM

1	2	3	4	5	6	7	8	9	10	11	12	13	14	15	16
Group Code	Group Name	NAIC Company Code	ID Number	Federal RSSD	CIK	Name of Securities Exchange if Publicly Traded (U.S. or International)	Names of Parent, Subsidiaries Or Affiliates	Domi-ciliary Location	Relation-ship to Reporting Entity	Directly Controlled by (Name of Entity/Person)	Type of Control (Ownership, Board, Management, Attorney-in-Fact, Influence, Other)	If Control is Owner-ship Provide Percen-tage	Ultimate Controlling Entity(ies)/Person(s)	Is an SCA Filing Re-quired? (Yes/No)	*
..0707	UnitedHealth Group Incorporated	..11596	01-0637149				Unimerica Life Insurance Company of New York	..NY	..IA	UnitedHealthcare Insurance Company	Ownership	..100.000	UnitedHealth Group Incorporated	..NO	
		..00000	20-5917714				Unison Health Plan of Delaware, Inc.	..DE	..IA	Three Rivers Holdings, Inc.	Ownership	..100.000	UnitedHealth Group Incorporated	..NO	
		..00000	94-2649097				United Behavioral Health	..CA	..NIA	OptumHealth Holdings, LLC	Ownership	..100.000	UnitedHealth Group Incorporated	..NO	
		..00000	41-1868911				United Behavioral Health of New York, I.P.A., Inc.	..NY	..NIA	United Behavioral Health	Ownership	..100.000	UnitedHealth Group Incorporated	..NO	
		..00000	75-2583080				United Group Reinsurance, Inc.	..TCA	..NIA	HealthMarkets, LLC	Ownership	..100.000	UnitedHealth Group Incorporated	..NO	
		..00000	41-1289245	3410132			United HealthCare Services, Inc.	..MN	..NIA	UnitedHealth Group Incorporated	Ownership	..100.000	UnitedHealth Group Incorporated	..NO	
		..00000	30-0318238				United Resource Networks IPA of New York, Inc.	..NY	..NIA	OptumHealth Care Solutions, LLC	Ownership	..100.000	UnitedHealth Group Incorporated	..NO	
		..00000	01-0538317				UnitedHealth Advisors, LLC	..ME	..NIA	United HealthCare Services, Inc.	Ownership	..100.000	UnitedHealth Group Incorporated	..NO	
		..00000	41-1321939	4665014	0000731766	New York Stock Exchange	UnitedHealth Group Incorporated	..DE	..UIP	Self	Ownership	..100.000	UnitedHealth Group Incorporated	..NO	
		..00000	98-1422474				UnitedHealth Group International Finance (Ireland) Unlimited Company	..IRL	..NIA	UnitedHealthcare Europe S.á r.l.	Ownership	..100.000	UnitedHealth Group Incorporated	..NO	
		..00000	46-3311984				UnitedHealth Group Ventures, LLC	..DE	..NIA	UnitedHealth Group Incorporated	Ownership	..100.000	UnitedHealth Group Incorporated	..NO	
		..00000	41-1917398				UnitedHealth International, Inc.	..DE	..NIA	UnitedHealth Group Incorporated	Ownership	..100.000	UnitedHealth Group Incorporated	..NO	
		..00000	26-2574977				UnitedHealth Military & Veterans Services, LLC	..DE	..NIA	United HealthCare Services, Inc.	Ownership	..100.000	UnitedHealth Group Incorporated	..NO	
		..00000					UnitedHealthcare Accelerator, Inc.	..DE	..NIA	United HealthCare Services, Inc.	Ownership	..100.000	UnitedHealth Group Incorporated	..NO	
..0707	UnitedHealth Group Incorporated	..95174	33-0115163				UnitedHealthcare Benefits of Texas, Inc.	..TX	..IA	United HealthCare Services, Inc.	Ownership	..100.000	UnitedHealth Group Incorporated	..NO	
		..00000	47-3221444				UnitedHealthcare Benefits Plan of California	..CA	..IA	United HealthCare Services, Inc.	Ownership	..100.000	UnitedHealth Group Incorporated	..NO	
		..00000	46-4348775				UnitedHealthcare Community Plan of California, Inc.	..CA	..IA	United HealthCare Services, Inc.	Ownership	..100.000	UnitedHealth Group Incorporated	..NO	
..0707	UnitedHealth Group Incorporated	..13168	26-2688274				UnitedHealthcare Community Plan of Georgia, Inc.	..GA	..IA	AmeriChoice Corporation	Ownership	..100.000	UnitedHealth Group Incorporated	..NO	
..0707	UnitedHealth Group Incorporated	..12323	56-2451429				UnitedHealthcare Community Plan of Ohio, Inc.	..OH	..RE	Three Rivers Holdings, Inc.	Ownership	..100.000	UnitedHealth Group Incorporated	..NO	
..0707	UnitedHealth Group Incorporated	..11141	91-2008361				UnitedHealthcare Community Plan of Texas, L.L.C.	..TX	..IA	Ovations, Inc.	Ownership	..100.000	UnitedHealth Group Incorporated	..NO	
..0707	UnitedHealth Group Incorporated	..95467	38-3204052				UnitedHealthcare Community Plan, Inc.	..MI	..IA	AmeriChoice Corporation	Ownership	..100.000	UnitedHealth Group Incorporated	..NO	
		..00000	98-1200034				UnitedHealthcare Consulting & Assistance Service (Beijing) Co., Ltd.	..CHN	..NIA	UnitedHealthcare International I B.V.	Ownership	..100.000	UnitedHealth Group Incorporated	..NO	
		..00000	98-1199879				UnitedHealthcare Europe S.á r.l.	..LUX	..NIA	Bordeaux UK Holdings II Limited	Ownership	..100.000	UnitedHealth Group Incorporated	..NO	
..0707	UnitedHealth Group Incorporated	..15737	47-3788473				UnitedHealthcare Freedom Insurance Company	..NH	..IA	UnitedHealthcare Freedom Plans, Inc.	Ownership	..100.000	UnitedHealth Group Incorporated	..NO	
		..00000	30-0858646				UnitedHealthcare Freedom Plans, Inc.	..DE	..NIA	United HealthCare Services, Inc.	Ownership	..100.000	UnitedHealth Group Incorporated	..NO	
		..00000	98-1029201				UnitedHealthcare Global Medical (UK) Limited	..GBR	..NIA	UnitedHealthcare International I B.V.	Ownership	..100.000	UnitedHealth Group Incorporated	..NO	
..0707	UnitedHealth Group Incorporated	..79413	36-2739571				UnitedHealthcare Insurance Company	..CT	..IA	UHC Holdings, Inc.	Ownership	..100.000	UnitedHealth Group Incorporated	..NO	
..0707	UnitedHealth Group Incorporated	..84549	38-2044243				UnitedHealthcare Insurance Company of America	..IL	..IA	United HealthCare Services, Inc.	Ownership	..100.000	UnitedHealth Group Incorporated	..NO	
..0707	UnitedHealth Group Incorporated	..60318	36-3800349				UnitedHealthcare Insurance Company of Illinois	..IL	..IA	UnitedHealthcare Insurance Company	Ownership	..100.000	UnitedHealth Group Incorporated	..NO	
..0707	UnitedHealth Group Incorporated	..60093	11-3283886				UnitedHealthcare Insurance Company of New York	..NY	..IA	UnitedHealthcare Insurance Company	Ownership	..100.000	UnitedHealth Group Incorporated	..NO	
..0707	UnitedHealth Group Incorporated	..12231	20-1902768				UnitedHealthcare Insurance Company of the River Valley	..IL	..IA	UnitedHealthcare, Inc.	Ownership	..100.000	UnitedHealth Group Incorporated	..NO	
		..00000	98-1372065				UnitedHealthcare Insurance Designated Activity Company	..IRL	..NIA	UHC9 Holdings (Ireland) Limited	Ownership	..100.000	UnitedHealth Group Incorporated	..NO	
		..00000	86-0618309				UnitedHealthcare Integrated Services, Inc.	..AZ	..IA	Ovations, Inc.	Ownership	..100.000	UnitedHealth Group Incorporated	..NO	
		..00000	41-1988797				UnitedHealthcare International Asia, LLC	..DE	..NIA	UnitedHealth Group Incorporated	Ownership	..100.000	UnitedHealth Group Incorporated	..NO	
		..00000	98-1100512				UnitedHealthcare International I B.V.	..NLD	..NIA	FrontierMEDEX US, Inc.	Ownership	..100.000	UnitedHealth Group Incorporated	..NO	
		..00000	98-1079459				UnitedHealthcare International II S.á r.l.	..LUX	..NIA	Bordeaux UK Holdings I Limited	Ownership	..100.000	UnitedHealth Group Incorporated	..NO	
		..00000	98-1340853				UnitedHealthcare International III B.V.	..NLD	..NIA	UnitedHealthcare Europe S.á r.l.	Ownership	..100.000	UnitedHealth Group Incorporated	..NO	

SCHEDULE Y
PART 1A - DETAIL OF INSURANCE HOLDING COMPANY SYSTEM

1	2	3	4	5	6	7	8	9	10	11	12 Type of Control (Ownership, Board, Management, Attorney-in-Fact, Influence, Other)	13 If Control is Owner- ship Provide Percent- age	14 Ultimate Controlling Entity(ies)/Person(s)	15 Is an SCA Filing Re- quired? (Yes/No)	16 *
Group Code	Group Name	NAIC Company Code	ID Number	Federal RSSD	CIK	Name of Securities Exchange if Publicly Traded (U.S. or International)	Names of Parent, Subsidiaries Or Affiliates	Domi- ciliary Loca- tion	Relation- ship to Reporting Entity	Directly Controlled by (Name of Entity/Person)					
		.00000	98-1077436				UnitedHealthcare International III S.á r.l.	.LUX	NIA	Optum Services (Ireland) Limited	Ownership	100.000	UnitedHealth Group Incorporated	.NO.	
		.00000	98-1080926				UnitedHealthcare International IV S.á r.l.	.LUX	NIA	UnitedHealthcare International VIII S.á r.l.	Ownership	100.000	UnitedHealth Group Incorporated	.NO.	
		.00000	98-1372060				UnitedHealthcare International VII S.á r.l.	.LUX	NIA	UHC Finance (Ireland) Limited	Ownership	100.000	UnitedHealth Group Incorporated	.NO.	
		.00000	98-1036819				UnitedHealthcare International VIII S.á r.l.	.LUX	NIA		Ownership	100.000	UnitedHealth Group Incorporated	.NO.	
		.00000	98-1372062					.LUX	NIA	UnitedHealthcare International X S.á r.l.	Ownership	100.000	UnitedHealth Group Incorporated	.NO.	
		.00000	98-1443728				UnitedHealthcare International X S.á r.l.	.LUX	NIA	UnitedHealthcare International III S.á r.l.	Ownership	100.000	UnitedHealth Group Incorporated	.NO.	
.0707	UnitedHealth Group Incorporated	.97179	86-0207231				UnitedHealthcare Life Insurance Company	.WI	.IA	Golden Rule Financial Corporation	Ownership	100.000	UnitedHealth Group Incorporated	.NO.	
.0707	UnitedHealth Group Incorporated	.95784	63-0899562				UnitedHealthcare of Alabama, Inc.	.AL	.IA	UnitedHealthcare, Inc.	Ownership	100.000	UnitedHealth Group Incorporated	.NO.	
.0707	UnitedHealth Group Incorporated	.96016	86-0507074				UnitedHealthcare of Arizona, Inc.	.AZ	.IA	UnitedHealthcare, Inc.	Ownership	100.000	UnitedHealth Group Incorporated	.NO.	
.0707	UnitedHealth Group Incorporated	.95446	63-1036819				UnitedHealthcare of Arkansas, Inc.	.AR	.IA	UnitedHealthcare, Inc.	Ownership	100.000	UnitedHealth Group Incorporated	.NO.	
.0707	UnitedHealth Group Incorporated	.95090	84-1004639				UnitedHealthcare of Colorado, Inc.	.CO	.IA	UnitedHealthcare, Inc.	Ownership	100.000	UnitedHealth Group Incorporated	.NO.	
.0707	UnitedHealth Group Incorporated	.95264	59-1293865				UnitedHealthcare of Florida, Inc.	.FL	.IA	UnitedHealthcare, Inc.	Ownership	100.000	UnitedHealth Group Incorporated	.NO.	
.0707	UnitedHealth Group Incorporated	.95850	58-1653544				UnitedHealthcare of Georgia, Inc.	.GA	.IA	UnitedHealthcare, Inc.	Ownership	100.000	UnitedHealth Group Incorporated	.NO.	
.0707	UnitedHealth Group Incorporated	.95776	36-3280214				UnitedHealthcare of Illinois, Inc.	.IL	.IA	UnitedHealthcare, Inc.	Ownership	100.000	UnitedHealth Group Incorporated	.NO.	
.0707	UnitedHealth Group Incorporated	.96644	62-1240316				UnitedHealthcare of Kentucky, Ltd.	.KY	.IA	United HealthCare Services, Inc.	Ownership	94.172	UnitedHealth Group Incorporated	.NO.	
.0707	UnitedHealth Group Incorporated	.96644	62-1240316				UnitedHealthcare of Kentucky, Ltd.	.KY	.IA	UnitedHealthcare, Inc.	Ownership	5.828	UnitedHealth Group Incorporated	.NO.	
.0707	UnitedHealth Group Incorporated	.95833	72-1074008				UnitedHealthcare of Louisiana, Inc.	.LA	.IA	UnitedHealthcare, Inc.	Ownership	100.000	UnitedHealth Group Incorporated	.NO.	
.0707	UnitedHealth Group Incorporated	.95716	63-1036817				UnitedHealthcare of Mississippi, Inc.	.MS	.IA	UnitedHealthcare, Inc.	Ownership	100.000	UnitedHealth Group Incorporated	.NO.	
.0707	UnitedHealth Group Incorporated	.95149	05-0413469				UnitedHealthcare of New England, Inc.	.RI	.IA	United HealthCare Services, Inc.	Ownership	100.000	UnitedHealth Group Incorporated	.NO.	
.0707	UnitedHealth Group Incorporated	.13214	26-2697886				UnitedHealthcare of New Mexico, Inc.	.NM	.IA	UnitedHealthcare Insurance Company	Ownership	100.000	UnitedHealth Group Incorporated	.NO.	
.0707	UnitedHealth Group Incorporated	.95085	06-1172891				UnitedHealthcare of New York, Inc.	.NY	.IA	AmeriChoice Corporation	Ownership	100.000	UnitedHealth Group Incorporated	.NO.	
.0707	UnitedHealth Group Incorporated	.95103	56-1461010				UnitedHealthcare of North Carolina, Inc.	.NC	.IA	UnitedHealthcare, Inc.	Ownership	100.000	UnitedHealth Group Incorporated	.NO.	
.0707	UnitedHealth Group Incorporated	.95186	31-1142815				UnitedHealthcare of Ohio, Inc.	.OH	.IA	United HealthCare Services, Inc.	Ownership	100.000	UnitedHealth Group Incorporated	.NO.	
.0707	UnitedHealth Group Incorporated	.96903	33-0115166				UnitedHealthcare of Oklahoma, Inc.	.OK	.IA	United HealthCare Services, Inc.	Ownership	100.000	UnitedHealth Group Incorporated	.NO.	
.0707	UnitedHealth Group Incorporated	.95893	93-0938819				UnitedHealthcare of Oregon, Inc.	.OR	.IA	United HealthCare Services, Inc.	Ownership	100.000	UnitedHealth Group Incorporated	.NO.	
.0707	UnitedHealth Group Incorporated	.95220	25-1756858				UnitedHealthcare of Pennsylvania, Inc.	.PA	.IA	Three Rivers Holdings, Inc.	Ownership	100.000	UnitedHealth Group Incorporated	.NO.	
.0707	UnitedHealth Group Incorporated	.16740	35-2674992				UnitedHealthcare of South Carolina, Inc.	.SC	.IA	UnitedHealthcare, Inc.	Ownership	100.000	UnitedHealth Group Incorporated	.NO.	
.0707	UnitedHealth Group Incorporated	.95765	95-3939697				UnitedHealthcare of Texas, Inc.	.TX	.IA	UnitedHealthcare, Inc.	Ownership	100.000	UnitedHealth Group Incorporated	.NO.	
.0707	UnitedHealth Group Incorporated	.95025	52-1130183				UnitedHealthcare of the Mid-Atlantic, Inc.	.MD	.IA	UnitedHealthcare, Inc.	Ownership	100.000	UnitedHealth Group Incorporated	.NO.	
.0707	UnitedHealth Group Incorporated	.95591	47-0676824				UnitedHealthcare of the Midlands, Inc.	.NE	.IA	UnitedHealthcare, Inc.	Ownership	100.000	UnitedHealth Group Incorporated	.NO.	
.0707	UnitedHealth Group Incorporated	.96385	43-1361841				UnitedHealthcare of the Midwest, Inc.	.MO	.IA	UnitedHealthcare, Inc.	Ownership	100.000	UnitedHealth Group Incorporated	.NO.	
.0707	UnitedHealth Group Incorporated	.95685	86-0875231				UnitedHealthcare of the Rockies, Inc.	.UT	.IA	United HealthCare Services, Inc.	Ownership	100.000	UnitedHealth Group Incorporated	.NO.	
.0707	UnitedHealth Group Incorporated	.95501	41-1488563				UnitedHealthcare of Utah, Inc.	.UT	.IA	UnitedHealthcare, Inc.	Ownership	100.000	UnitedHealth Group Incorporated	.NO.	
.0707	UnitedHealth Group Incorporated	.48038	91-1312551				UnitedHealthcare of Washington, Inc.	.WA	.IA	United HealthCare Services, Inc.	Ownership	100.000	UnitedHealth Group Incorporated	.NO.	
.0707	UnitedHealth Group Incorporated	.95710	39-1555888				UnitedHealthcare of Wisconsin, Inc.	.WI	.IA	UnitedHealthcare, Inc.	Ownership	100.000	UnitedHealth Group Incorporated	.NO.	
.0707	UnitedHealth Group Incorporated	.95378	36-3379945				UnitedHealthcare Plan of the River Valley, Inc.	.IL	.IA	UnitedHealthcare, Inc.	Ownership	100.000	UnitedHealth Group Incorporated	.NO.	
		.00000	47-0854646				UnitedHealthcare Service LLC	.DE	NIA	UnitedHealthcare Insurance Company	Ownership	100.000	UnitedHealth Group Incorporated	.NO.	
		.00000	01-0518346				UnitedHealthcare Specialty Benefits, LLC	.ME	NIA	Specialty Benefits, LLC	Ownership	100.000	UnitedHealth Group Incorporated	.NO.	
		.00000	41-1922511				UnitedHealthcare, Inc.	.DE	NIA	United HealthCare Services, Inc.	Ownership	100.000	UnitedHealth Group Incorporated	.NO.	
		.00000	27-0815205				Unity Health Network, LLC	.DE	NIA	Collaborative Care Holdings, LLC	Ownership	80.100	UnitedHealth Group Incorporated	.NO.	
		.00000	83-4657754				Upland Holdings, LLC	.CA	NIA	NSC Upland, LLC	Ownership	58.991	UnitedHealth Group Incorporated	.NO.	
		.00000	33-0812827				Upland Outpatient Surgical Center, L.P.	.CA	NIA	Upland Holdings, LLC	Ownership	51.000	UnitedHealth Group Incorporated	.NO.	
		.00000	26-0382877				Urgent Care Holdings, LLC	.DE	NIA	Optum Clinics Holding Company, Inc.	Ownership	100.000	UnitedHealth Group Incorporated	.NO.	
		.00000	26-3667220				Urgent Care MSO, LLC	.DE	NIA	Urgent Care Holdings, LLC	Ownership	100.000	UnitedHealth Group Incorporated	.NO.	
		.00000	75-2613230				Urology Associates of North Texas, P.L.L.C.	.TX	NIA	USMD Affiliated Services	Ownership	100.000	UnitedHealth Group Incorporated	.NO.	
		.00000	20-3887008				USHEALTH Academy, Inc.	.TX	NIA	USHEALTH Group, Inc.	Ownership	100.000	UnitedHealth Group Incorporated	.NO.	
		.00000	26-4163593				USHEALTH Administrators, LLC	.DE	NIA	USHEALTH Group, Inc.	Ownership	100.000	UnitedHealth Group Incorporated	.NO.	
		.00000	26-3887598				USHEALTH Advisors, LLC	.TX	NIA	USHEALTH Career Agency, Inc.	Ownership	100.000	UnitedHealth Group Incorporated	.NO.	
		.00000	75-2192748				USHEALTH Career Agency, Inc.	.DE	NIA	USHEALTH Group, Inc.	Ownership	100.000	UnitedHealth Group Incorporated	.NO.	
		.00000	75-2225185				USHEALTH Funding, Inc.	.DE	NIA	USHEALTH Group, Inc.	Ownership	100.000	UnitedHealth Group Incorporated	.NO.	
		.00000	73-1165000				USHEALTH Group, Inc.	.DE	NIA	Golden Rule Financial Corporation	Ownership	100.000	UnitedHealth Group Incorporated	.NO.	

SCHEDULE Y
PART 1A - DETAIL OF INSURANCE HOLDING COMPANY SYSTEM

1	2	3	4	5	6	7	8	9	10	11	12	13	14	15	16
Group Code	Group Name	NAIC Company Code	ID Number	Federal RSSD	CIK	Name of Securities Exchange if Publicly Traded (U.S. or International)	Names of Parent, Subsidiaries Or Affiliates	Domi-ciliary Location	Relation-ship to Reporting Entity	Directly Controlled by (Name of Entity/Person)	Type of Control (Ownership, Board, Management, Attorney-in-Fact, Influence, Other)	If Control is Owner-ship Provide Per-centage	Ultimate Controlling Entity(ies)/Person(s)	Is an SCA Filing Re-quired? (Yes/No)	*
		.00000	20-8048861				USMD Administrative Services, L.L.C.	TX	NIA	USMD Inc.	Ownership	100.000	UnitedHealth Group Incorporated	.NO	
		.00000	27-2956222				USMD Affiliated Services	TX	NIA	USMD Inc.	Ownership	100.000	UnitedHealth Group Incorporated	.NO	
		.00000	27-2803133				USMD Diagnostic Services, LLC	TX	NIA	WellMed Networks, Inc.	Ownership	100.000	UnitedHealth Group Incorporated	.NO	.1
		.00000	27-2866866				USMD Holdings, Inc.	DE	NIA	WellMed Medical Management, Inc.	Ownership	100.000	UnitedHealth Group Incorporated	.NO	
		.00000	73-1662763				USMD Hospital at Arlington, L.P.	TX	NIA	MAT-RX DEVELOPMENT, L.L.C.	Ownership	45.396	UnitedHealth Group Incorporated	.NO	.1
		.00000	20-3571243				USMD Hospital at Fort Worth, L.P.	TX	NIA	MAT-RX DEVELOPMENT, L.L.C.	Ownership	20.024	UnitedHealth Group Incorporated	.NO	.1
		.00000	20-8050318				USMD Inc.	TX	NIA	USMD Holdings, Inc.	Ownership	100.000	UnitedHealth Group Incorporated	.NO	
		.00000	73-1662757				USMD of Arlington GP, L.L.C.	TX	NIA	MAT-RX DEVELOPMENT, L.L.C.	Ownership	100.000	UnitedHealth Group Incorporated	.NO	.1
		.00000	35-2446102				USMD PPM, LLC	TX	NIA	USMD Inc.	Ownership	100.000	UnitedHealth Group Incorporated	.NO	
		.00000	87-0757396				Valley Physicians Network, Inc.	CA	NIA	PrimeCare Medical Network, Inc.	Ownership	80.000	UnitedHealth Group Incorporated	.NO	
		.00000	85-0780051				Vascular Labs of the Rockies ASC, LLC	DE	NIA	SCA-VLR Holdings Company, LLC	Ownership	51.000	UnitedHealth Group Incorporated	.NO	
		.00000	81-2820395				Via Vitae MSO, LLC	DE	NIA	OC Cardiology Practice Partners, LLC	Ownership	70.000	UnitedHealth Group Incorporated	.NO	
		.00000	98-1443076				Vida Integra S.p.A.	CHL	NIA	Saden S.A.	Ownership	0.000	UnitedHealth Group Incorporated	.NO	
		.00000	98-1443076				Vida Integra S.p.A.	CHL	NIA	Banmédica S.A.	Ownership	100.000	UnitedHealth Group Incorporated	.NO	
		.00000					Vida Tres S.A.	CHL	NIA	Clínica Dávila y Servicios Médicos S.p.A.	Ownership	0.000	UnitedHealth Group Incorporated	.NO	
		.00000					Vida Tres S.A.	CHL	NIA	Banmédica S.A.	Ownership	100.000	UnitedHealth Group Incorporated	.NO	
		.00000	85-2278858				Virtua-SCA Holdings II, LLC	DE	NIA	SCA Outside New Jersey, LLC	Ownership	45.000	UnitedHealth Group Incorporated	.NO	.2
		.00000	47-3247166				Virtua-SCA Holdings, LLC	NJ	NIA	SCA-New Jersey, LLC	Ownership	45.000	UnitedHealth Group Incorporated	.NO	.2
		.00000	47-4149749				Virtual Therapeutics Corporation	DE	NIA	Optum Labs, LLC	Ownership	5.613	UnitedHealth Group Incorporated	.NO	
		.00000	47-4149749				Virtual Therapeutics Corporation	DE	NIA	United HealthCare Services, Inc.	Ownership	36.552	UnitedHealth Group Incorporated	.NO	
		.00000	47-4149749				Virtual Therapeutics Corporation	DE	NIA	UnitedHealth Group Ventures, LLC	Ownership	41.670	UnitedHealth Group Incorporated	.NO	
							Vista Physician Holdco, A Medical Corporation								
		.00000	84-1918529					CA	NIA	Physician(s) Owned	Influence	0.000	UnitedHealth Group Incorporated	.NO	.1
		.00000	85-1453387				Vitucci, LCSW, P.C.	IL	NIA	Physician(s) Owned	Influence	0.000	UnitedHealth Group Incorporated	.NO	.1
		.00000					Vivify Health Canada, Inc.	CAN	NIA	Vivify Health, Inc.	Ownership	100.000	UnitedHealth Group Incorporated	.NO	
		.00000	27-1348358				Vivify Health, Inc.	DE	NIA	OptumHealth Care Solutions, LLC	Ownership	100.000	UnitedHealth Group Incorporated	.NO	
		.00000	46-1558718				VPay Benefits Corporation	TX	NIA	VPay, Inc.	Ownership	100.000	UnitedHealth Group Incorporated	.NO	
		.00000	85-4390422				VPay Intermediate Holdings, LLC	DE	NIA	Optum Financial, Inc.	Ownership	100.000	UnitedHealth Group Incorporated	.NO	
		.00000	75-2405220				VPay, Inc.	TX	NIA	VPay Intermediate Holdings, LLC	Ownership	100.000	UnitedHealth Group Incorporated	.NO	
		.00000	36-4499777				Walnut Hill Surgery Center, LLC	TX	NIA	Surgical Care Affiliates, LLC	Influence	0.000	UnitedHealth Group Incorporated	.NO	
		.00000	36-3469841				Wauwatosa Outpatient Surgery Center, LLC	DE	NIA	Surgery Centers-West Holdings, LLC	Ownership	100.000	UnitedHealth Group Incorporated	.NO	
		.00000	36-3469839				Wauwatosa Surgery Center, LLC	DE	NIA	Wauwatosa Outpatient Surgery Center, LLC	Ownership	20.000	UnitedHealth Group Incorporated	.NO	.2
		.00000	20-5429310				Wayland Square Surgicare Acquisition, L.P.	RI	NIA	Surgery Center Holding, LLC	Ownership	1.000	UnitedHealth Group Incorporated	.NO	
		.00000	20-5429310				Wayland Square Surgicare Acquisition, L.P.	RI	NIA	SC Affiliates, LLC	Ownership	99.000	UnitedHealth Group Incorporated	.NO	
		.00000	75-2500274				Wayland Square Surgicare GP, Inc.	RI	NIA	Surgery Center Holding, LLC	Ownership	100.000	UnitedHealth Group Incorporated	.NO	
		.00000	46-2854394				Waypoint Minnesota PC	MN	NIA	Physician(s) Owned	Influence	0.000	UnitedHealth Group Incorporated	.NO	.1
		.00000	46-2859426				Waypoint Minnesota Sports PC	MN	NIA	Orthology Inc.	Ownership	100.000	UnitedHealth Group Incorporated	.NO	
		.00000	84-2233329				WellMed Florida Medicare ACO, LLC	TX	NIA	WellMed Network of Florida, Inc.	Ownership	100.000	UnitedHealth Group Incorporated	.NO	.1
		.00000	45-2158334				WellMed Florida Services, PLLC	TX	NIA	WellMed Networks, Inc.	Ownership	100.000	UnitedHealth Group Incorporated	.NO	.1
		.00000	84-2178104				WellMed Greater Texas Medicare ACO, LLC	TX	NIA	WellMed Networks, Inc.	Ownership	100.000	UnitedHealth Group Incorporated	.NO	.1
		.00000	74-2574229				WellMed Medical Group, P.A.	TX	NIA	Physician(s) Owned	Influence	0.000	UnitedHealth Group Incorporated	.NO	.1
		.00000	74-2797745				WellMed Medical Management of Florida, Inc.	FL	NIA	WellMed Medical Management, Inc.	Ownership	100.000	UnitedHealth Group Incorporated	.NO	
		.00000	74-2786364				WellMed Medical Management, Inc.	TX	NIA	Collaborative Care Holdings, LLC	Ownership	86.000	UnitedHealth Group Incorporated	.NO	
		.00000	35-2314192				WellMed Network of Florida, Inc.	TX	NIA	WellMed Networks, Inc.	Ownership	100.000	UnitedHealth Group Incorporated	.NO	.1
		.00000	41-2250215				WellMed Networks - DFW, Inc.	TX	NIA	WellMed Networks, Inc.	Ownership	100.000	UnitedHealth Group Incorporated	.NO	.1
		.00000	74-2889447				WellMed Networks, Inc.	TX	NIA	Physician(s) Owned	Influence	0.000	UnitedHealth Group Incorporated	.NO	.1
		.00000	92-0183013				WellMed of Las Cruces, Inc.	TX	NIA	WellMed Networks, Inc.	Ownership	100.000	UnitedHealth Group Incorporated	.NO	.1
		.00000	84-2193803				WellMed Tampa/Orlando Medicare ACO, LLC	TX	NIA	WellMed Network of Florida, Inc.	Ownership	100.000	UnitedHealth Group Incorporated	.NO	.1
		.00000	84-2219968				WellMed Texas Medicare ACO, LLC	TX	NIA	WellMed Networks, Inc.	Ownership	100.000	UnitedHealth Group Incorporated	.NO	.1
		.00000	88-2731487				WellSpan-SCA Holdings, LLC	DE	NIA	SCA-Hagerstown, LLC	Ownership	100.000	UnitedHealth Group Incorporated	.NO	
		.00000	27-2809113				West Coast Endoscopy Holdings, LLC	DE	NIA	SCA Surgery Holdings, LLC	Ownership	100.000	UnitedHealth Group Incorporated	.NO	
							Western Connecticut Orthopedic Surgical Center, LLC	CT	NIA	SCA-Western Connecticut, LLC	Ownership	57.911	UnitedHealth Group Incorporated	.NO	
		.00000	47-4468184				Westgreen Surgical Center, LLC	TX	NIA	SCA Westgreen Holdings, LLC	Ownership	51.001	UnitedHealth Group Incorporated	.NO	

SCHEDULE Y
PART 1A - DETAIL OF INSURANCE HOLDING COMPANY SYSTEM

1	2	3	4	5	6	7	8	9	10	11	12	13	14	15	16
Group Code	Group Name	NAIC Company Code	ID Number	Federal RSSD	CIK	Name of Securities Exchange if Publicly Traded (U.S. or International)	Names of Parent, Subsidiaries Or Affiliates	Domi-ciliary Loca-tion	Relation-ship to Reporting Entity	Directly Controlled by (Name of Entity/Person)	Type of Control (Ownership, Board, Management, Attorney-in-Fact, Influence, Other)	If Control is Owner-ship Provide Percen-tage	Ultimate Controlling Entity(ies)/Person(s)	Is an SCA Filing Re-quired? (Yes/No)	*
		.00000	85-3312235				WestHealth JV Holdings, LLC	.DE	.NIA	SCA West Health Holdings, LLC	Ownership	.30.000	UnitedHealth Group Incorporated	.NO	.2
		.00000	37-1763155				WestHealth Surgery Center, LLC	.MN	.NIA	WestHealth JV Holdings, LLC	Ownership	.51.000	UnitedHealth Group Incorporated	.NO	.2
		.00000	45-0636596				WESTMED Practice Partners LLC	.DE	.NIA	Collaborative Care Holdings, LLC	Ownership	.100.000	UnitedHealth Group Incorporated	.NO	
		.00000	27-4816583				Wilson Creek Surgical Center, LLC	.TX	.NIA	Surgical Care Affiliates, LLC	Influence	.0.000	UnitedHealth Group Incorporated	.NO	
		.00000	85-3366699				Woodbury Surgery Center, LLC	.MN	.NIA	SCA Woodbury Holdings, LLC	Ownership	.51.000	UnitedHealth Group Incorporated	.NO	.2
		.00000	52-2102846				XLHealth Corporation	.MD	.NIA	United HealthCare Services, Inc.	Ownership	.100.000	UnitedHealth Group Incorporated	.NO	
		.00000	98-1107695				XLHealth Corporation India Private Limited	.IND	.NIA	XLHealth Corporation	Ownership	.99.998	UnitedHealth Group Incorporated	.NO	
		.00000	98-1107695				XLHealth Corporation India Private Limited	.IND	.NIA	UnitedHealth International, Inc.	Ownership	.0.002	UnitedHealth Group Incorporated	.NO	
		.00000	46-3537245				XLHome Michigan, P.C.	.MI	.NIA	Physician(s) Owned	Influence	.0.000	UnitedHealth Group Incorporated	.NO	.1
		.00000	45-5530241				XLHome Northeast, P.C.	.NJ	.NIA	Physician(s) Owned	Influence	.0.000	UnitedHealth Group Incorporated	.NO	.1
		.00000	46-2931689				XLHome Oklahoma, Inc.	.OK	.NIA	Physician(s) Owned	Influence	.0.000	UnitedHealth Group Incorporated	.NO	.1
		.00000	27-3543997				XLHome, P.C.	.MD	.NIA	Physician(s) Owned	Influence	.0.000	UnitedHealth Group Incorporated	.NO	.1
		.00000	81-2385235				Xplor Counseling, LLC	.HI	.NIA	Refresh Mental Health, Inc.	Ownership	.100.000	UnitedHealth Group Incorporated	.NO	

Asterisk	Explanation
1	Represents a physician or physicians' owned entity (with respect to the ultimate controlling entity), where the entity is deemed to be influenced by the ultimate controlling entity.
2	Represents a minority-owned entity (with respect to the controlling entity), where the entity is deemed to be influenced by the ultimate controlling entity.

SUPPLEMENTAL EXHIBITS AND SCHEDULES INTERROGATORIES

The following supplemental reports are required to be filed as part of your statement filing. However, in the event that your company does not transact the type of business for which the special report must be filed, your response of NO to the specific interrogatory will be accepted in lieu of filing a "NONE" report and a bar code will be printed below. If the supplement is required of your company but is not being filed for whatever reason enter SEE EXPLANATION and provide an explanation following the interrogatory questions.

	Response
1. Will the Medicare Part D Coverage Supplement be filed with the state of domicile and the NAIC with this statement?	NO
AUGUST FILING	
2. Will the regulator-only (non-public) Communication of Internal Control Related Matters Noted in Audit be filed with the state of domicile and electronically with the NAIC (as a regulator-only non-public document) by August 1? The response for 1st and 3rd quarters should be N/A. A NO response resulting with a bar code is only appropriate in the 2nd quarter.	N/A

Explanation:

1.

Bar Code:

1. Medicare Part D Coverage Supplement [Document Identifier 365]



NONE

SCHEDULE A - VERIFICATION

Real Estate

	1 Year to Date	2 Prior Year Ended December 31
1. Book/adjusted carrying value, December 31 of prior year		
2. Cost of acquired:		
2.1 Actual cost at time of acquisition		
2.2 Additional investment made after acquisition		
3. Current year change in encumbrances		
4. Total gain (loss) on disposals		
5. Deduct amounts received on disposals		
6. Total foreign exchange change in book/adjusted carrying value		
7. Deduct current year's other than temporary impairment recognized		
8. Deduct current year's depreciation		
9. Book/adjusted carrying value at the end of current period (Lines 1+2+3+4-5+6-7-8)		
10. Deduct total nonadmitted amounts		
11. Statement value at end of current period (Line 9 minus Line 10)		

SCHEDULE B - VERIFICATION

Mortgage Loans

	1 Year to Date	2 Prior Year Ended December 31
1. Book value/recorded investment excluding accrued interest, December 31 of prior year		
2. Cost of acquired:		
2.1 Actual cost at time of acquisition		
2.2 Additional investment made after acquisition		
3. Capitalized deferred interest and other		
4. Accrual of discount		
5. Unrealized valuation increase (decrease)		
6. Total gain (loss) on disposals		
7. Deduct amounts received on disposals		
8. Deduct amortization of premium and mortgage interest paid and commitment fees		
9. Total foreign exchange change in book value/recorded investment excluding accrued interest		
10. Deduct current year's other than temporary impairment recognized		
11. Book value/recorded investment excluding accrued interest at end of current period (Lines 1+2+3+4+5+6-7-8+9-10)		
12. Total valuation allowance		
13. Subtotal (Line 11 plus Line 12)		
14. Deduct total nonadmitted amounts		
15. Statement value at end of current period (Line 13 minus Line 14)		

SCHEDULE BA - VERIFICATION

Other Long-Term Invested Assets

	1 Year to Date	2 Prior Year Ended December 31
1. Book/adjusted carrying value, December 31 of prior year		
2. Cost of acquired:		
2.1 Actual cost at time of acquisition		
2.2 Additional investment made after acquisition		
3. Capitalized deferred interest and other		
4. Accrual of discount		
5. Unrealized valuation increase (decrease)		
6. Total gain (loss) on disposals		
7. Deduct amounts received on disposals		
8. Deduct amortization of premium and depreciation		
9. Total foreign exchange change in book/adjusted carrying value		
10. Deduct current year's other than temporary impairment recognized		
11. Book/adjusted carrying value at end of current period (Lines 1+2+3+4+5+6-7-8+9-10)		
12. Deduct total nonadmitted amounts		
13. Statement value at end of current period (Line 11 minus Line 12)		

SCHEDULE D - VERIFICATION

Bonds and Stocks

	1 Year to Date	2 Prior Year Ended December 31
1. Book/adjusted carrying value of bonds and stocks, December 31 of prior year	499,456,917	401,915,451
2. Cost of bonds and stocks acquired	203,421,141	202,457,675
3. Accrual of discount	176,331	145,255
4. Unrealized valuation increase (decrease)	0	0
5. Total gain (loss) on disposals	(1,740,683)	1,233,342
6. Deduct consideration for bonds and stocks disposed of	99,775,127	102,291,292
7. Deduct amortization of premium	3,376,409	4,248,244
8. Total foreign exchange change in book/adjusted carrying value	0	0
9. Deduct current year's other than temporary impairment recognized	0	0
10. Total investment income recognized as a result of prepayment penalties and/or acceleration fees	111,574	244,730
11. Book/adjusted carrying value at end of current period (Lines 1+2+3+4+5-6-7+8-9+10)	598,273,744	499,456,917
12. Deduct total nonadmitted amounts	0	0
13. Statement value at end of current period (Line 11 minus Line 12)	598,273,744	499,456,917

STATEMENT AS OF SEPTEMBER 30, 2022 OF THE UnitedHealthcare Community Plan of Ohio, Inc.

SCHEDULE D - PART 1B

Showing the Acquisitions, Dispositions and Non-Trading Activity
During the Current Quarter for all Bonds and Preferred Stock by NAIC Designation

NAIC Designation	1 Book/Adjusted Carrying Value Beginning of Current Quarter	2 Acquisitions During Current Quarter	3 Dispositions During Current Quarter	4 Non-Trading Activity During Current Quarter	5 Book/Adjusted Carrying Value End of First Quarter	6 Book/Adjusted Carrying Value End of Second Quarter	7 Book/Adjusted Carrying Value End of Third Quarter	8 Book/Adjusted Carrying Value December 31 Prior Year
BONDS								
1. NAIC 1 (a)	535,658,049	69,069,852	72,678,790	4,251,584	432,082,891	535,658,049	536,300,695	432,507,675
2. NAIC 2 (a)	97,965,352	9,025,673	4,019,446	(5,233,532)	87,571,078	97,965,352	97,738,047	83,949,082
3. NAIC 3 (a)	0	0	0	0	0	0	0	0
4. NAIC 4 (a)	0	0	0	0	0	0	0	0
5. NAIC 5 (a)	0	0	0	0	0	0	0	0
6. NAIC 6 (a)	0	0	0	0	0	0	0	0
7. Total Bonds	633,623,401	78,095,525	76,698,236	(981,948)	519,653,969	633,623,401	634,038,742	516,456,757
PREFERRED STOCK								
8. NAIC 1	0	0	0	0	0	0	0	0
9. NAIC 2	0	0	0	0	0	0	0	0
10. NAIC 3	0	0	0	0	0	0	0	0
11. NAIC 4	0	0	0	0	0	0	0	0
12. NAIC 5	0	0	0	0	0	0	0	0
13. NAIC 6	0	0	0	0	0	0	0	0
14. Total Preferred Stock	0	0	0	0	0	0	0	0
15. Total Bonds and Preferred Stock	633,623,401	78,095,525	76,698,236	(981,948)	519,653,969	633,623,401	634,038,742	516,456,757

(a) Book/Adjusted Carrying Value column for the end of the current reporting period includes the following amount of short-term and cash equivalent bonds by NAIC designation:

NAIC 1 \$35,764,997 ; NAIC 2 \$0 ; NAIC 3 \$0 NAIC 4 \$0 ; NAIC 5 \$0 ; NAIC 6 \$0

SCHEDULE DA - PART 1

Short-Term Investments

	1	2	3	4	5
	Book/Adjusted Carrying Value	Par Value	Actual Cost	Interest Collected Year-to-Date	Paid for Accrued Interest Year-to-Date
7709999999 Totals	20,773,182	xxx	20,664,829	0	0

SCHEDULE DA - VERIFICATION

Short-Term Investments

	1	2
	Year To Date	Prior Year Ended December 31
1. Book/adjusted carrying value, December 31 of prior year	0	499,876
2. Cost of short-term investments acquired	95,925,695	0
3. Accrual of discount	223,514	12
4. Unrealized valuation increase (decrease)	0	0
5. Total gain (loss) on disposals	(101,274)	4
6. Deduct consideration received on disposals	75,274,753	499,892
7. Deduct amortization of premium	0	0
8. Total foreign exchange change in book/adjusted carrying value	0	0
9. Deduct current year's other than temporary impairment recognized	0	0
10. Book/adjusted carrying value at end of current period (Lines 1+2+3+4+5-6-7+8-9)	20,773,182	0
11. Deduct total nonadmitted amounts	0	0
12. Statement value at end of current period (Line 10 minus Line 11)	20,773,182	0

Schedule DB - Part A - Verification - Options, Caps, Floors, Collars, Swaps and Forwards

N O N E

Schedule DB - Part B - Verification - Futures Contracts

N O N E

Schedule DB - Part C - Section 1 - Replication (Synthetic Asset) Transactions (RSATs) Open

N O N E

Schedule DB-Part C-Section 2-Reconciliation of Replication (Synthetic Asset) Transactions Open

N O N E

Schedule DB - Verification - Book/Adjusted Carrying Value, Fair Value and Potential Exposure of
Derivatives

N O N E

SCHEDULE E - PART 2 - VERIFICATION

(Cash Equivalents)

	1	2
	Year To Date	Prior Year Ended December 31
1. Book/adjusted carrying value, December 31 of prior year	193,899,334	173,178,149
2. Cost of cash equivalents acquired	2,279,889,110	3,302,599,260
3. Accrual of discount	2,689	2,966
4. Unrealized valuation increase (decrease)	0	0
5. Total gain (loss) on disposals	(349)	(75)
6. Deduct consideration received on disposals	2,315,408,959	3,281,880,966
7. Deduct amortization of premium	0	0
8. Total foreign exchange change in book/adjusted carrying value	0	0
9. Deduct current year's other than temporary impairment recognized	0	0
10. Book/adjusted carrying value at end of current period (Lines 1+2+3+4+5-6-7+8-9)	158,381,825	193,899,334
11. Deduct total nonadmitted amounts	0	0
12. Statement value at end of current period (Line 10 minus Line 11)	158,381,825	193,899,334

Schedule A - Part 2 - Real Estate Acquired and Additions Made
N O N E

Schedule A - Part 3 - Real Estate Disposed
N O N E

Schedule B - Part 2 - Mortgage Loans Acquired and Additions Made
N O N E

Schedule B - Part 3 - Mortgage Loans Disposed, Transferred or Repaid
N O N E

Schedule BA - Part 2 - Other Long-Term Invested Assets Acquired and Additions Made
N O N E

Schedule BA - Part 3 - Other Long-Term Invested Assets Disposed, Transferred or Repaid
N O N E

STATEMENT AS OF SEPTEMBER 30, 2022 OF THE UnitedHealthcare Community Plan of Ohio, Inc.

SCHEDULE D - PART 3

Show All Long-Term Bonds and Stock Acquired During the Current Quarter

1	2	3	4	5	6	7	8	9	10
CUSIP Identification	Description	Foreign	Date Acquired	Name of Vendor	Number of Shares of Stock	Actual Cost	Par Value	Paid for Accrued Interest and Dividends	NAIC Designation, NAIC Designation Modifier and SVO Administrative Symbol
91087B-AT-7	United Mexican Corp Note Call MW 4.875% 05/19/33	D	08/08/2022	Goldman Sachs		436,647	445,000	0	2.B FE
0309999999. Subtotal - Bonds - All Other Governments						436,647	445,000	0	XXX
181000-SV-3	CLARK CNTY NV HI Rev Bond Cont Call 5.000% 07/01/36		08/04/2022	JP Morgan Chase		596,885	500,000	6,111	1.D FE
207758-ZW-6	CONNECTICUT ST S Rev Bond Cont Call 5.000% 05/01/34		08/04/2022	Piper Jaffray		3,671,420	3,150,000	42,438	1.D FE
249182-QH-2	DENVER CITY & CN Rev Bond Non Call 5.000% 11/15/32		07/08/2022	Merrill Lynch		3,395,025	2,990,000	0	1.D FE
3132DN-2F-9	FHLMC Pool SD1674 MBS 4.500% 10/01/52		09/26/2022	Pierpont Securities LLC		1,569,690	1,645,000	2,468	1.A
3132DN-WV-7	FHLMC Pool SD1625 MBS 5.000% 09/01/52		09/27/2022	JP Morgan Chase		3,085,938	3,160,000	5,267	1.A
3133BJ-NJ-2	FHLMC Pool QE8503 MBS 5.000% 08/01/52		09/26/2022	Toronto Dominion Sec		1,105,672	1,140,052	1,900	1.A
3133BM-TV-7	FHLMC Pool QF0564 MBS 5.500% 09/01/52		09/29/2022	JP Morgan Chase		219,737	218,000	966	1.A
3140MQ-AK-5	FNMA Pool BV9909 MBS 4.500% 06/01/52		09/14/2022	CitiGroup		994,763	1,003,702	1,882	1.A
3140MR-BM-8	FNMA Pool BW0043 MBS 5.000% 07/01/52		09/26/2022	Toronto Dominion Sec		1,220,096	1,258,033	2,097	1.A
3140QP-JJ-7	FNMA Pool QB3864 MBS 4.500% 06/01/52		09/14/2022	Toronto Dominion Sec		1,492,458	1,503,263	2,819	1.A
3140XJ-D9-1	FNMA Pool FS2827 MBS 4.000% 09/01/52		09/08/2022	Pierpont Securities LLC		697,013	715,000	1,033	1.A
3140XJ-GT-4	FNMA Pool FS2909 MBS 5.500% 09/01/52		09/29/2022	Morgan Stanley		563,675	560,000	2,481	1.A
3140XJ-GU-1	FNMA Pool FS2910 MBS 5.500% 09/01/52		09/29/2022	Morgan Stanley		712,288	706,000	3,128	1.A
3140XJ-J4-6	FNMA Pool FS2982 MBS 5.000% 09/01/52		09/29/2022	Southwest Securities		2,933,130	2,970,000	4,950	1.A
64971X-2K-3	NEW YORK CITY NY Rev Bond Cont Call 5.250% 11/01/36		08/26/2022	Pershing		1,263,207	1,100,000	0	1.A FE
650009-S2-0	NEW YORK ST THRU Rev Bond MW 2.406% 01/01/26		07/19/2022	Merrill Lynch		3,108,495	3,250,000	4,344	1.F FE
65000B-PZ-5	NEW YORK ST DORM Rev Bond Non Call 5.000% 10/01/27		09/19/2022	Tax Free Exchange		5,843	5,000	117	1.C FE
65000B-QQ-4	NEW YORK ST DORM Rev Bond Non Call 5.000% 10/01/27		09/19/2022	Tax Free Exchange		1,162,717	995,000	23,217	1.D FE
678908-SZ-5	OKLAHOMA ST DEV Rev Bond Non Call Sink 4.285% 02/01/34		07/08/2022	RBC Capital Markets		1,040,000	1,040,000	0	1.A FE
0909999999. Subtotal - Bonds - U.S. Special Revenues						28,828,052	27,909,050	105,218	XXX
00287Y-BX-6	ABBVIE INC Corp Note Call MW 3.200% 11/21/29		09/29/2022	Morgan Stanley		700,280	800,000	9,387	2.B FE
06051G-KY-4	BANK OF AMER CRP Corp Note Call MW 5.015% 07/22/33		09/19/2022	Various		2,413,028	2,500,000	20,548	1.F FE
09261H-AK-3	BLACKSTONE PRIVA Corp Note Call MW 3.250% 03/15/27		08/08/2022	Tax Free Exchange		802,884	805,000	10,392	2.C FE
09261H-AR-8	BLACKSTONE PRIVA Corp Note Call MW 4.000% 01/15/29		08/08/2022	Tax Free Exchange		566,297	570,000	1,457	2.C FE
172967-NJ-1	CITIGROUP INC Corp Note Call MW 4.910% 05/24/33		09/19/2022	Various		765,384	800,000	12,766	1.G FE
172967-NX-5	CITIGROUP INC Corp Note Call MW 5.610% 09/29/26		09/22/2022	CitiGroup		585,000	585,000	0	1.G FE
20030N-DM-0	COMCAST CORP Corp Note Call MW 1.950% 01/15/31		09/29/2022	JP Morgan Chase		621,144	800,000	3,380	1.G FE
200474-BC-7	COMM MORTGAGE TR COMM 2015-LC19 A4 CMBS 3.183% 02/10/48		09/19/2022	Pershing		722,461	750,000	1,326	1.A FM
26253E-AA-6	Dryden Senior Loan Fund DRSLF 2022-113A A1 Prv Plc CLO 2.000% 10/20/35		09/29/2022	BNP Paribar Securities Corp		1,000,000	1,000,000	0	1.C Z
28165A-AA-7	EDvestinU Privat EDVES 2022-A A ABS 5.250% 11/25/40		09/19/2022	RBC Capital Markets		376,449	386,000	0	1.A FE
29374F-AB-9	Enterprise Fleet EFF 2022-3 A2 ABS Prv Plc 4.380% 07/20/29		09/23/2022	Merrill Lynch		543,533	550,000	468	1.A FE
29374F-AC-7	Enterprise Fleet EFF 2022-3 A3 ABS Prv Plc 4.290% 07/20/29		09/01/2022	Mitsubishi Bank LTD		297,281	300,000	429	1.A FE
294429-AV-7	EQUIFAX INC Corp Note Call MW 5.100% 12/15/27		09/07/2022	Wachovia Bank		849,210	850,000	0	2.B FE
31620M-BV-7	FIDELITY NATL IN Corp Note MW 4.500% 07/15/25		07/06/2022	JP Morgan Chase		304,890	305,000	0	2.B FE
34535A-AD-2	Ford Credit Auto FORDO 2022-C A3 ABS 4.480% 12/15/26		09/20/2022	Pershing		1,065,938	1,066,000	0	1.A FE
37940X-AP-7	GLOBAL PAY INC Corp Note Call MW 4.950% 08/15/27		08/08/2022	JP Morgan Chase		254,804	255,000	0	2.C FE
459200-KT-7	IBM CORP Corp Note Call MW 4.150% 07/27/27		07/20/2022	JP Morgan Chase		2,346,945	2,350,000	0	1.G FE
46647P-DH-6	JPMORGAN CHASE Corp Note Call MW 4.912% 07/25/33		09/19/2022	JP Morgan Chase		288,432	300,000	2,292	1.E FE
58217G-FC-8	MET LIFE GLOB Corp Note Non Call Prv Plc 4.050% 08/25/25		08/18/2022	JP Morgan Chase		1,119,563	1,120,000	0	1.D FE
61747Y-EU-5	MORGAN STANLEY Corp Note Call MW 4.889% 07/20/33		09/19/2022	Morgan Stanley		967,050	1,000,000	8,284	1.F FE
61946U-AA-0	Mosaic Solar Loa MSAIC 2022-2A A ABS Prv Plc 4.380% 01/21/53		08/05/2022	Deutsche Bank		215,790	218,000	0	1.D FE
65480J-AC-4	Nissan Auto Rece NAROT 2022-B A3 ABS 4.460% 05/17/27		09/20/2022	Wells Fargo		1,058,781	1,059,000	0	1.A FE
677347-CH-7	OHIO EDISON CO Corp Note Call MW Prv Plc 5.500% 01/15/33		09/22/2022	RBC Capital Markets		743,443	745,000	0	2.A FE
693342-AF-4	PG&E WILDFIRE Corp Note Sink 4.022% 06/01/31		07/13/2022	CitiGroup		1,443,963	1,444,000	0	1.A FE
69335P-DP-7	PFS Financing Co PFSFC 2020-A A ABS Prv Plc 1.270% 06/16/25		09/23/2022	SG Cowen and Company		243,545	250,000	106	1.A FE
69335P-EP-6	PFS Financing Co PFSFC 2022-D A Prv Plc ABS 4.270% 08/16/27		09/20/2022	Various		1,242,200	1,245,000	125	1.A FE
693475-BE-4	PNC FINANCIAL Corp Note Call 4.626% 06/06/33		09/21/2022	Merrill Lynch		920,210	1,000,000	13,750	1.G FE
75524K-PG-3	CITIZENS BANK NA Corp Note Call 4.575% 08/09/28		09/19/2022	Various		972,280	1,000,000	5,338	2.A FE
824348-BR-6	SHERWIN-WILLIAMS Corp Note MW 4.250% 08/08/25		08/08/2022	Merrill Lynch		334,963	335,000	0	2.B FE
87612E-BP-0	TARGET CORP Corp Note Call MW 4.500% 09/15/32		09/06/2022	Deutsche Bank		424,252	425,000	0	1.F FE
89788N-AA-8	TRUIST FINANCIAL Corp Note Call 4.916% 07/28/33		09/21/2022	Merrill Lynch		1,404,975	1,500,000	11,266	1.G FE
91159H-JG-6	US BANCORP Corp Note Call MW 4.967% 07/22/33		09/19/2022	US Bank		679,098	700,000	5,698	1.F FE
95000U-3A-9	WELLS FARGO CO Corp Note Call MW 4.808% 07/25/28		07/18/2022	Wachovia Bank		1,070,000	1,070,000	0	1.E FE
06368L-AP-1	BANK OF MONTREAL Corp Note MW 4.250% 09/14/24	A	09/07/2022	Harris Nesbitt Corp		729,540	730,000	0	1.F FE

SCHEDULE D - PART 3

Show All Long-Term Bonds and Stock Acquired During the Current Quarter

1	2	3	4	5	6	7	8	9	10
CUSIP Identification	Description	Foreign	Date Acquired	Name of Vendor	Number of Shares of Stock	Actual Cost	Par Value	Paid for Accrued Interest and Dividends	NAIC Designation, NAIC Designation Modifier and SVO Administrative Symbol
89115A-2H-4	TORONTO DOM BANK Corp Note MW 4.693% 09/15/27	A.....	..09/21/2022	Toronto Dominion Sec		1,477,150	1,500,000	1,564	1.E FE
039937-AA-5	ARES CLO Ltd ARES 2022-63A A1A CLO Prv Plc 2.267% 04/20/35	D.....	..09/19/2022	CitiGroup		956,382	980,000	9,443	1.A FE
12571K-AA-7	CIFC Funding Ltd CIFC 2022-3A A CLO Prv Plc 2.649% 04/21/35	D.....	..09/19/2022	CitiGroup		977,000	1,000,000	9,345	1.A FE
62954W-AK-1	NTT FINANCE Corp Note Call MW Prv Plc 4.372% 07/27/27	D.....	..07/20/2022	Morgan Stanley		325,000	325,000	0	1.F FE
1109999999. Subtotal - Bonds - Industrial and Miscellaneous (Unaffiliated)						31,809,145	32,618,000	127,364	XXX
2509999997. Total - Bonds - Part 3						61,073,844	60,972,050	232,582	XXX
2509999998. Total - Bonds - Part 5						XXX	XXX	XXX	XXX
2509999999. Total - Bonds						61,073,844	60,972,050	232,582	XXX
4509999997. Total - Preferred Stocks - Part 3						0	XXX	0	XXX
4509999998. Total - Preferred Stocks - Part 5						XXX	XXX	XXX	XXX
4509999999. Total - Preferred Stocks						0	XXX	0	XXX
5989999997. Total - Common Stocks - Part 3						0	XXX	0	XXX
5989999998. Total - Common Stocks - Part 5						XXX	XXX	XXX	XXX
5989999999. Total - Common Stocks						0	XXX	0	XXX
5999999999. Total - Preferred and Common Stocks						0	XXX	0	XXX
6009999999 - Totals						61,073,844	XXX	232,582	XXX

STATEMENT AS OF SEPTEMBER 30, 2022 OF THE UnitedHealthcare Community Plan of Ohio, Inc.

SCHEDULE D - PART 4

Show All Long-Term Bonds and Stock Sold, Redeemed or Otherwise Disposed of During the Current Quarter

1	2		3	4	5	6	7	8	9	10	Change In Book/Adjusted Carrying Value					16	17	18	19	20	21	22
											11	12	13	14	15							
CUSIP Ident-ification	Description		For-ign	Disposal Date	Name of Purchaser	Number of Shares of Stock	Consid-eration	Par Value	Actual Cost	Prior Year Book/ Adjusted Carrying Value	Unrealized Valuation Increase/ (Decrease)	Current Year's (Amor-tization)/ Accretion	Current Year's Other Than Temporary Impairment Recogn-ized	Total Change in Book/ Adjusted Carrying Value (11 + 12 - 13)	Total Foreign Exchange Change in Book /Adjusted Carrying Value	Book/ Adjusted Carrying Value at Disposal Date	Foreign Exchange Gain (Loss) on Disposal	Realized Gain (Loss) on Disposal	Total Gain (Loss) on Disposal	Bond Interest/ Stock Dividends Received During Year	Stated Con-tractual Maturity Date	NAIC Desig-nation, NAIC Desig-nation Modifier and SVO Admini-strative Symbol
3620A5-A8-2	GNMA Pool	719231 MBS	4.500%	07/15/40	Paydown		.335	.335	.356	.355	.0	(.19)	.0	(.19)	.0	.335	.0	.0	.0	.10	07/15/2040	1.A
3620A9-PQ-8	GNMA Pool	723231 MBS	4.000%	10/15/39	Paydown		2,155	2,155	2,308	2,293	.0	(.138)	.0	(.138)	.0	2,155	.0	.0	.0	.54	10/15/2039	1.A
3620AP-KC-8	GNMA Pool	735691 MBS	4.500%	04/15/40	Paydown		1,947	1,947	2,077	2,068	.0	(.120)	.0	(.120)	.0	1,947	.0	.0	.0	.52	04/15/2040	1.A
3620AR-YR-6	GNMA Pool	737920 MBS	4.500%	01/15/41	Paydown		1,698	1,698	1,810	1,801	.0	(.103)	.0	(.103)	.0	1,698	.0	.0	.0	.46	01/15/2041	1.A
38380K-GF-6	GNMA	2017-172 PA RMBS	3.000%	02/20/47	Paydown		27,624	27,624	26,873	27,162	.0	.461	.0	.461	.0	27,624	.0	.0	.0	.551	02/20/2047	1.A
912828-YV-6	US Treasury Note	1.500%	11/30/24	09/27/2022	RBS Securities		1,646,566	1,750,000	1,737,559	1,742,620	.0	1,843	.0	1,843	.0	1,744,462	.0	(97,896)	(97,896)	21,732	11/30/2024	1.A
0109999999 Subtotal - Bonds - U.S. Governments							1,680,325	1,783,759	1,770,983	1,776,299	0	1,924	0	1,924	0	1,778,221	0	(97,896)	(97,896)	22,445	XXX	XXX
969887-4X-3	WILLIAMSON CNTY GO Non Call 5.000% 02/15/24			09/29/2022	RBC Capital Markets		1,095,070	1,070,000	1,264,836	1,139,365	.0	(24,383)	.0	(24,383)	.0	1,114,982	.0	(19,912)	(19,912)	60,633	02/15/2024	1.A FE
0709999999 Subtotal - Bonds - U.S. Political Subdivisions of States, Territories and Possessions							1,095,070	1,070,000	1,264,836	1,139,365	0	(24,383)	0	(24,383)	0	1,114,982	0	(19,912)	(19,912)	60,633	XXX	XXX
3128MJ-ZS-8	FHLMC Pool	G08784 MBS	3.500%	10/01/47	Paydown		3,833	3,833	3,938	3,936	.0	(.103)	.0	(.103)	.0	3,833	.0	.0	.0	.88	10/01/2047	1.A
3128MJ-3N-8	FHLMC Pool	G08804 MBS	3.500%	03/01/48	Paydown		6,591	6,591	6,491	6,492	.0	.98	.0	.98	.0	6,591	.0	.0	.0	.153	03/01/2048	1.A
3128MJ-VZ-0	FHLMC Pool	G08631 MBS	3.000%	03/01/45	Paydown		4,273	4,273	4,365	4,360	.0	(.88)	.0	(.88)	.0	4,273	.0	.0	.0	.85	03/01/2045	1.A
3128MJ-YD-6	FHLMC Pool	G08707 MBS	4.000%	05/01/46	Paydown		8,895	8,895	9,295	9,283	.0	(.388)	.0	(.388)	.0	8,895	.0	.0	.0	.228	05/01/2046	1.A
3128MJ-Z3-7	FHLMC Pool	G08761 MBS	3.500%	05/01/47	Paydown		3,638	3,638	3,738	3,735	.0	(.97)	.0	(.97)	.0	3,638	.0	.0	.0	.83	05/01/2047	1.A
3128MJ-ZM-5	FHLMC Pool	G08747 MBS	3.000%	01/01/47	Paydown		5,511	5,511	5,500	5,500	.0	.10	.0	.10	.0	5,511	.0	.0	.0	.109	01/01/2047	1.A
3128MJ-ZH-3	FHLMC Pool	G08756 MBS	3.000%	04/01/47	Paydown		10,856	10,856	10,995	10,990	.0	(.134)	.0	(.134)	.0	10,856	.0	.0	.0	.212	04/01/2047	1.A
3128PR-LN-7	FHLMC Pool	J12133 MBS	4.000%	05/01/25	Paydown		2,533	2,533	2,652	2,577	.0	(.44)	.0	(.44)	.0	2,533	.0	.0	.0	.68	05/01/2025	1.A
31292L-YA-7	FHLMC Pool	C04305 MBS	3.000%	11/01/42	Paydown		695	695	725	721	.0	(.27)	.0	(.27)	.0	695	.0	.0	.0	.14	11/01/2042	1.A
3131XY-G8-6	FHLMC Pool	ZM4723 MBS	3.500%	11/01/47	Paydown		37,828	37,828	40,144	40,113	.0	(2,285)	.0	(2,285)	.0	37,828	.0	.0	.0	.874	11/01/2047	1.A
3131XY-WF-2	FHLMC Pool	ZM5146 MBS	4.000%	12/01/47	Paydown		3,515	3,515	3,785	3,780	.0	(.265)	.0	(.265)	.0	3,515	.0	.0	.0	.94	12/01/2047	1.A
3132A5-FC-4	FHLMC Pool	ZS4663 MBS	3.500%	05/01/46	Paydown		40,050	40,050	42,735	42,643	.0	(2,593)	.0	(2,593)	.0	40,050	.0	.0	.0	.927	05/01/2046	1.A
3132AD-TZ-1	FHLMC Pool	ZT1468 MBS	3.000%	11/01/46	Paydown		11,441	11,441	11,888	11,876	.0	(.434)	.0	(.434)	.0	11,441	.0	.0	.0	.220	11/01/2046	1.A
3132DM-4E-2	FHLMC Pool	SD0821 MBS	3.500%	01/01/52	Paydown		131,866	131,866	140,870	.0	(9,004)	.0	(9,004)	.0	131,866	.0	.0	.0	2,600	01/01/2052	1.A	
3132DM-A8-8	FHLMC Pool	SD0031 MBS	3.000%	08/01/46	Paydown		1,501	1,501	1,562	1,560	.0	(.59)	.0	(.59)	.0	1,501	.0	.0	.0	.30	08/01/2046	1.A
3132DM-XN-0	FHLMC Pool	SD0685 MBS	3.500%	09/01/51	Paydown		95,784	95,784	93,434	.0	2,350	.0	2,350	.0	95,784	.0	.0	.0	.858	09/01/2051	1.A	
3132DV-7D-1	FHLMC Pool	SD8092 MBS	3.000%	09/01/50	Paydown		36,727	36,727	38,557	38,510	.0	(1,784)	.0	(1,784)	.0	36,727	.0	.0	.0	.737	09/01/2050	1.A
3132DV-LK-9	FHLMC Pool	SD7530 MBS	2.500%	11/01/50	Paydown		10,604	10,604	11,200	11,190	.0	(.586)	.0	(.586)	.0	10,604	.0	.0	.0	.177	11/01/2050	1.A
3132HQ-DB-5	FHLMC Pool	Q13698 MBS	3.000%	12/01/42	Paydown		575	575	602	600	.0	(.25)	.0	(.25)	.0	575	.0	.0	.0	.12	12/01/2042	1.A
3132HQ-M4-1	FHLMC Pool	Q13979 MBS	3.000%	12/01/42	Paydown		396	396	414	413	.0	(.17)	.0	(.17)	.0	396	.0	.0	.0	.8	12/01/2042	1.A
3132JA-PH-9	FHLMC Pool	Q19036 MBS	3.500%	06/01/43	Paydown		2,607	2,607	2,703	2,696	.0	(.89)	.0	(.89)	.0	2,607	.0	.0	.0	.61	06/01/2043	1.A
3132OL-AJ-2	FHLMC Pool	Q30008 MBS	3.500%	12/01/44	Paydown		6,743	6,743	7,029	7,014	.0	(.270)	.0	(.270)	.0	6,743	.0	.0	.0	.147	12/01/2044	1.A
3132OM-QF-1	FHLMC Pool	Q31353 MBS	3.500%	02/01/45	Paydown		95,828	95,828	100,455	100,178	.0	(4,350)	.0	(4,350)	.0	95,828	.0	.0	.0	2,233	02/01/2045	1.A
3132QV-TV-4	FHLMC Pool	Q34163 MBS	3.500%	06/01/45	Paydown		7,549	7,549	7,818	7,811	.0	(.262)	.0	(.262)	.0	7,549	.0	.0	.0	.192	06/01/2045	1.A
3132QR-TW-0	FHLMC Pool	Q35064 MBS	3.500%	08/01/45	Paydown		724	724	754	753	.0	(.29)	.0	(.29)	.0	724	.0	.0	.0	.17	08/01/2045	1.A
3132WH-SN-1	FHLMC Pool	Q44452 MBS	3.000%	11/01/46	Paydown		4,418	4,418	4,397	4,397	.0	.21	.0	.21	.0	4,418	.0	.0	.0	.88	11/01/2046	1.A
3132XC-R3-1	FHLMC Pool	G67706 MBS	3.500%	12/01/47	Paydown		22,358	22,358	22,274	22,276	.0	.82	.0	.82	.0	22,358	.0	.0	.0	.519	12/01/2047	1.A
3132XU-FH-3	FHLMC Pool	Q51967 MBS	3.500%	11/01/47	Paydown		3,943	3,943	3,885	3,885	.0	.58	.0	.58	.0	3,943	.0	.0	.0	.100	11/01/2047	1.A
3132Y1-YV-4	FHLMC Pool	Q57923 MBS	4.000%	08/01/48	Paydown		3,715	3,715	3,819	3,814	.0	(.100)	.0	(.100)	.0	3,715	.0	.0	.0	.98	08/01/2048	1.A
31334X-KT-5	FHLMC Pool	QA1206 MBS	3.000%	07/01/49	Paydown		1,071	1,071	1,105	1,104	.0	(.33)	.0	(.33)	.0	1,071	.0	.0	.0	.21	07/01/2049	1.A
31334Y-VF-1	FHLMC Pool	QA2414 MBS	3.000%	09/01/49	Paydown		3,330	3,330	3,453	3,451	.0	(.121)	.0	(.121)	.0	3,330	.0	.0	.0	.61	09/01/2049	1.A
31334Y-VH-7	FHLMC Pool	QA2416 MBS	3.000%	09/01/49	Paydown		3,876	3,876	4,012	4,010	.0	(.134)	.0	(.134)	.0	3,876	.0	.0	.0	.81	09/01/2049	1.A
3133A9-UL-7	FHLMC Pool	QB3287 MBS	2.500%	08/01/50	Paydown		19,494	19,494	20,429	20,414	.0	(.920)	.0	(.920)	.0	19,494	.0	.0	.0	.318	08/01/2050	1.A
3133AB-UT-5	FHLMC Pool	QB5094 MBS	2.500%	11/01/50	Paydown		9,784	9,784	10,371	10,360	.0	(.577)	.0	(.577)	.0	9,784	.0	.0	.0	.157	11/01/2050	1.A
3133AM-SV-9	FHLMC Pool	QC3232 MBS	3.000%	06/01/51	Paydown		34,689	34,689	37,567	37,543	.0	(2,854)	.0	(2,854)	.0	34,689	.0	.0	.0	.686	06/01/2051	1.A
3133KH-QP-9	FHLMC Pool	RA1878 MBS	3.500%	12/01/49	Paydown		13,387	13,387	13,937	13,920	.0	(.534)	.0	(.534)	.0	13,387	.0	.0	.0	.318	12/01/2049	1.A
3133KK-AE-9	FHLMC Pool	RA																				

STATEMENT AS OF SEPTEMBER 30, 2022 OF THE UnitedHealthcare Community Plan of Ohio, Inc.

SCHEDULE D - PART 4

Show All Long-Term Bonds and Stock Sold, Redeemed or Otherwise Disposed of During the Current Quarter

1	2	3	4	5	6	7	8	9	10	Change In Book/Adjusted Carrying Value					16	17	18	19	20	21	22
										11	12	13	14	15							
CUSIP Ident-ification	Description	For-ign	Disposal Date	Name of Purchaser	Number of Shares of Stock	Consid-eration	Par Value	Actual Cost	Prior Year Book/ Adjusted Carrying Value	Unrealized Valuation Increase/(Decrease)	Current Year's (Amor-tization)/ Accretion	Current Year's Other Than Temporary Impairment Recogn-ized	Total Change in Book/ Adjusted Carrying Value (11 + 12 - 13)	Total Foreign Exchange Change in Book /Adjusted Carrying Value	Book/ Adjusted Carrying Value at Disposal Date	Foreign Exchange Gain (Loss) on Disposal	Realized Gain (Loss) on Disposal	Total Gain (Loss) on Disposal	Bond Interest/ Stock Dividends Received During Year	Stated Con-tractual Maturity Date	NAIC Desig-nation, NAIC Desig-nation Modifier and SVO Admini-strative Symbol
3136AS-4R-4	FNMA FNA 2016-M7 A2 CMBS 2.499% 09/25/26		09/01/2022	Paydown		4,599	4,599	4,723	4,668	.0	(69)	.0	(69)	.0	4,599	.0	.0	.0	.86	09/25/2026	1.A
3136B1-PP-4	FNMA FNMA 2018-14 PA RMBS 3.500% 04/25/47		09/01/2022	Paydown		22,725	22,725	23,045	22,848	.0	(122)	.0	(122)	.0	22,725	.0	.0	.0	.536	04/25/2047	1.A
3137AK-PN-5	FHLMC FHR 3983 CH RMBS 3.000% 11/15/30		09/01/2022	Paydown		15,365	15,365	15,643	15,492	.0	(127)	.0	(127)	.0	15,365	.0	.0	.0	.313	11/15/2030	1.A
3137BG-QJ-1	FHLMC FHR 4456 RMBS 3.500% 05/15/44		09/01/2022	Paydown		7,501	7,501	8,016	7,656	.0	(155)	.0	(155)	.0	7,501	.0	.0	.0	.173	05/15/2044	1.A
3137BH-YG-6	FHLMC FHR 4477 RMBS 3.500% 07/15/44		09/01/2022	Paydown		16,442	16,442	17,439	16,783	.0	(341)	.0	(341)	.0	16,442	.0	.0	.0	.381	07/15/2044	1.A
3137BP-VM-8	FHLMC FHMS K152 A1 CMBS 2.830% 05/25/30		09/01/2022	Paydown		5,467	5,467	5,576	5,514	.0	(46)	.0	(46)	.0	5,467	.0	.0	.0	.103	05/25/2030	1.A
3137F4-J7-8	FHLMC FHR 4775 HB RMBS 3.500% 05/15/45		09/01/2022	Paydown		41,244	41,244	41,218	41,196	.0	48	.0	48	.0	41,244	.0	.0	.0	.980	05/15/2045	1.A
3137FA-MT-2	FHLMC FHR 4709 EA RMBS 3.000% 01/15/46		09/01/2022	Paydown		18,686	18,686	18,595	18,632	.0	54	.0	54	.0	18,686	.0	.0	.0	.364	01/15/2046	1.A
3137FE-S5-0	FHLMC FHR 4767 LA RMBS 3.500% 08/15/46		09/01/2022	Paydown		32,988	32,988	32,843	32,895	.0	93	.0	93	.0	32,988	.0	.0	.0	.779	08/15/2046	1.A
3137FE-SL-5	FHLMC 4767 PA RMBS 3.500% 02/15/47		09/01/2022	Paydown		19,186	19,186	19,483	19,307	.0	(121)	.0	(121)	.0	19,186	.0	.0	.0	.436	02/15/2047	1.A
3138A2-BQ-1	FNMA Pool AH0946 MBS 4.000% 12/01/40		09/01/2022	Paydown		276	276	290	289	.0	(13)	.0	(13)	.0	276	.0	.0	.0	.7	12/01/2040	1.A
3138A7-F6-0	FNMA Pool AH5588 MBS 5.000% 02/01/41		09/01/2022	Paydown		2,079	2,079	2,277	2,261	.0	(183)	.0	(183)	.0	2,079	.0	.0	.0	.70	02/01/2041	1.A
3138AS-3B-6	FNMA Pool AJ1693 MBS 4.500% 09/01/41		09/01/2022	Paydown		7,005	7,005	7,562	7,512	.0	(506)	.0	(506)	.0	7,005	.0	.0	.0	.228	09/01/2041	1.A
3138AW-EN-9	FNMA Pool AJ4640 MBS 4.000% 10/01/41		09/01/2022	Paydown		172	172	181	181	.0	(9)	.0	(9)	.0	172	.0	.0	.0	.5	10/01/2041	1.A
3138EH-3V-2	FNMA Pool AL1711 MBS 4.500% 08/01/41		09/01/2022	Paydown		14,029	14,029	15,061	14,978	.0	(949)	.0	(949)	.0	14,029	.0	.0	.0	.418	08/01/2041	1.A
3138EH-FB-3	FNMA Pool AL1061 MBS 4.000% 02/01/41		09/01/2022	Paydown		1,361	1,361	1,433	1,428	.0	(67)	.0	(67)	.0	1,361	.0	.0	.0	.36	02/01/2041	1.A
3138EJ-LA-4	FNMA Pool AL2120 MBS 4.000% 02/01/41		09/01/2022	Paydown		1,183	1,183	1,246	1,242	.0	(59)	.0	(59)	.0	1,183	.0	.0	.0	.31	02/01/2041	1.A
3138EM-Y3-9	FNMA Pool AL5229 MBS 5.000% 01/01/44		09/01/2022	Paydown		2,762	2,762	3,067	3,054	.0	(291)	.0	(291)	.0	2,762	.0	.0	.0	.84	01/01/2044	1.A
3138EN-Y8-6	FNMA Pool AL6134 MBS 3.000% 09/01/43		09/01/2022	Paydown		7,321	7,321	7,395	7,389	.0	(68)	.0	(68)	.0	7,321	.0	.0	.0	.145	09/01/2043	1.A
3138ER-FX-3	FNMA Pool AL9181 MBS 3.000% 10/01/46		09/01/2022	Paydown		24,304	24,304	25,181	25,127	.0	(822)	.0	(822)	.0	24,304	.0	.0	.0	.483	10/01/2046	1.A
3138LR-05-4	FNMA Pool A01375 MBS 3.500% 08/01/42		09/01/2022	Paydown		3,683	3,683	3,898	3,876	.0	(193)	.0	(193)	.0	3,683	.0	.0	.0	.86	08/01/2042	1.A
3138LT-NL-8	FNMA Pool A03350 MBS 4.000% 05/01/42		09/01/2022	Paydown		4,429	4,429	4,825	4,800	.0	(370)	.0	(370)	.0	4,429	.0	.0	.0	.110	05/01/2042	1.A
3138LX-N7-0	FNMA Pool A06713 MBS 4.000% 06/01/42		09/01/2022	Paydown		9,457	9,457	10,042	10,010	.0	(553)	.0	(553)	.0	9,457	.0	.0	.0	.273	06/01/2042	1.A
3138LY-HB-6	FNMA Pool A07425 MBS 3.500% 08/01/42		09/01/2022	Paydown		453	453	479	476	.0	(23)	.0	(23)	.0	453	.0	.0	.0	.11	08/01/2042	1.A
3138M1-JG-4	FNMA Pool A09262 MBS 3.500% 07/01/42		09/01/2022	Paydown		323	323	341	339	.0	(16)	.0	(16)	.0	323	.0	.0	.0	.8	07/01/2042	1.A
3138MH-SJ-0	FNMA Pool A02600 MBS 3.500% 12/01/42		09/01/2022	Paydown		223	223	240	238	.0	(15)	.0	(15)	.0	223	.0	.0	.0	.5	12/01/2042	1.A
3138ML-FS-8	FNMA Pool A04676 MBS 3.500% 11/01/42		09/01/2022	Paydown		246	246	264	262	.0	(16)	.0	(16)	.0	246	.0	.0	.0	.6	11/01/2042	1.A
3138MN-R2-8	FNMA Pool A06804 MBS 3.500% 11/01/42		09/01/2022	Paydown		234	234	251	249	.0	(15)	.0	(15)	.0	234	.0	.0	.0	.6	11/01/2042	1.A
3138MS-AA-1	FNMA Pool A09926 MBS 3.000% 12/01/42		09/01/2022	Paydown		396	396	416	414	.0	(18)	.0	(18)	.0	396	.0	.0	.0	.8	12/01/2042	1.A
3138NW-XS-3	FNMA Pool A06688 MBS 3.000% 12/01/42		09/01/2022	Paydown		110	110	116	115	.0	(5)	.0	(5)	.0	110	.0	.0	.0	.2	12/01/2042	1.A
3138W9-SE-1	FNMA Pool A05016 MBS 3.000% 09/01/43		09/01/2022	Paydown		4,572	4,572	4,593	4,592	.0	(20)	.0	(20)	.0	4,572	.0	.0	.0	.90	09/01/2043	1.A
3138WA-PE-1	FNMA Pool AS1320 MBS 4.000% 12/01/43		09/01/2022	Paydown		2,346	2,346	2,467	2,458	.0	(112)	.0	(112)	.0	2,346	.0	.0	.0	.61	12/01/2043	1.A
3138WB-EL-5	FNMA Pool AS1938 MBS 5.000% 03/01/44		09/01/2022	Paydown		978	978	1,093	1,087	.0	(109)	.0	(109)	.0	978	.0	.0	.0	.33	03/01/2044	1.A
3138WV-UC-7	FNMA Pool AS2378 MBS 3.500% 05/01/44		09/01/2022	Paydown		1,548	1,548	1,585	1,581	.0	(34)	.0	(34)	.0	1,548	.0	.0	.0	.36	05/01/2044	1.A
3138WU-GL-0	FNMA Pool AS4474 MBS 3.000% 02/01/45		09/01/2022	Paydown		4,185	4,185	4,227	4,225	.0	(39)	.0	(39)	.0	4,185	.0	.0	.0	.88	02/01/2045	1.A
3138WD-N6-4	FNMA Pool AS4012 MBS 3.500% 12/01/44		09/01/2022	Paydown		10,236	10,236	10,684	10,667	.0	(432)	.0	(432)	.0	10,236	.0	.0	.0	.228	12/01/2044	1.A
3138WF-LC-8	FNMA Pool AS5722 MBS 3.500% 09/01/45		09/01/2022	Paydown		16,919	16,919	18,048	18,022	.0	(1,103)	.0	(1,103)	.0	16,919	.0	.0	.0	.389	09/01/2045	1.A
3138WJ-JD-1	FNMA Pool AS8359 MBS 3.000% 11/01/46		09/01/2022	Paydown		13,318	13,318	14,056	14,036	.0	(718)	.0	(718)	.0	13,318	.0	.0	.0	.263	11/01/2046	1.A
3138WK-3E-3	FNMA Pool AS9796 MBS 3.500% 06/01/47		09/01/2022	Paydown		8,374	8,374	8,339	8,339	.0	35	.0	35	.0	8,374	.0	.0	.0	.204	06/01/2047	1.A
3138WV-FU-0	FNMA Pool AT7378 MBS 4.500% 10/01/43		09/01/2022	Paydown		1,163	1,163	1,253	1,247	.0	(84)	.0	(84)	.0	1,163	.0	.0	.0	.35	10/01/2043	1.A
3138XV-7G-0	FNMA Pool AV6294 MBS 4.000% 12/01/43		09/01/2022	Paydown		2,401	2,401	2,522	2,513	.0	(112)	.0	(112)	.0	2,401	.0	.0	.0	.64	12/01/2043	1.A
3138Y3-2C-4	FNMA Pool AX2570 MBS 4.000% 11/01/44		09/01/2022	Paydown		47,314	47,314	49,003	48,942	.0	(1,628)	.0	(1,628)	.0	47,314	.0	.0	.0	1,212	11/01/2044	1.A
3138YE-HD-2	FNMA Pool AY1127 MBS 3.500% 04/01/45		09/01/2022	Paydown		8,679	8,679	9,035	9,014	.0	(335)	.0	(335)	.0	8,679	.0	.0	.0	.184	04/01/2045	1.A
3138YN-MS-3	FNMA Pool AY8468 MBS 4.000% 08/01/45		09/01/2022	Paydown		1,133	1,133	1,209	1,205	.0	(72)	.0	(72)	.0	1,133	.0	.0	.0	.30	08/01/2045	1.A
3138YN-RB-5	FNMA Pool AY8581 MBS 3.500% 08/01/45		09/01/2022	Paydown		10,304	10,304	10,743	10,719	.0	(415)	.0	(415)	.0	10,304	.0	.0	.0	.266	08/01/2045	1.A
3138YX-TH-8	FNMA Pool AZ5951 MBS 4.000% 10/01/45		09/01/2022	Paydown		21,682	21,682	23,125	23,064	.0	(1,382)	.0	(1,382)	.0	21,682	.0	.0	.0	.648	10/01/2045	1.A
3140E0-6Q-3	FNMA Pool AZ8078 MBS 3.500% 08/01/45		09/01/2022	Paydown		321	321	334	333	.0	(12)	.0	(12)	.0	321	.0	.0	.0	.7	08/01/2045	1.A
3140EB-G2-1	FNMA Pool BA6516 MBS 3.500% 12/01/45		09/01/2022	Paydown		2,163	2,163	2,266	2,263	.0	(100)	.0	(100)	.0	2,163	.0	.0	.0	.51	12/01/2045	1.A
3140EJ-NT-8	FNMA Pool BC2201 MBS 3.500% 04/01/46		09/01/2022	Paydown		26,146	26,146	27,933	27,811	.0	(1,665)	.0	(1,665)	.0	26,146	.0	.0	.0	.543	04/01/2046	1.A
3140F8-LY-1	FNMA Pool BD1242 MBS 3.500% 06/01/46		09/01/2022	Paydown		1,173	1,173	1,255	1,250	.0	(77)	.0	(77)	.0	1,173	.0	.0	.0	.27	06/01/2046	1.A
3140FB-KY-5	FNMA Pool BD3910 MBS 3.000% 08/01/46		09/01/2022	Paydown		34,448	34,448	36,004	35,905	.0	(1,456)	.0	(1,456)	.0	34,448	.0	.0	.0	.611	08/01/2046	1.A
3140H1-WJ-5	FNMA Pool BJ0648 MBS 3.500% 03/01/48		09/01/2022	Paydown		4,513	4,513	4,520	4,519	.0	(6)	.0	(6)	.0	4,513	.0	.0	.0	.105	03/01/2048	1.A
3140JB-VQ-3	FNMA Pool BM4222 MBS 3.000% 01/01/44		09/01/2022	Paydown		12,012	12,012	12,366	12,357	.0	(345)	.0	(345)	.0	12,012	.0	.0	.0	.238	01/01/2044	1.A
3140J9-SN-2	FNMA Pool BM5024 MBS 3.000% 11/01/48		09/01/2022	Paydown		3,754	3,754	3,843	3,840	.0	(85)	.0	(85)	.0	3,754	.0	.0	.0	.76	11/01/2048	1.A

STATEMENT AS OF SEPTEMBER 30, 2022 OF THE UnitedHealthcare Community Plan of Ohio, Inc.

SCHEDULE D - PART 4

Show All Long-Term Bonds and Stock Sold, Redeemed or Otherwise Disposed of During the Current Quarter

1	2	3	4	5	6	7	8	9	10	Change In Book/Adjusted Carrying Value					16	17	18	19	20	21	22
										11	12	13	14	15							
CUSIP Ident-ification	Description	For-foreign	Disposal Date	Name of Purchaser	Number of Shares of Stock	Consid-eration	Par Value	Actual Cost	Prior Year Book/ Adjusted Carrying Value	Unrealized Valuation Increase/ (Decrease)	Current Year's (Amor-tization)/ Accretion	Current Year's Other Than Temporary Impairment Recogn-ized	Total Change in Book/ Adjusted Carrying Value (11 + 12 - 13)	Total Foreign Exchange Change in Book /Adjusted Carrying Value	Book/ Adjusted Carrying Value at Disposal Date	Foreign Exchange Gain (Loss) on Disposal	Realized Gain (Loss) on Disposal	Total Gain (Loss) on Disposal	Bond Interest/ Stock Dividends Received During Year	Stated Con-tractual Maturity Date	NAIC Desig-nation, NAIC Desig-nation Modifier and SVO Admini-strative Symbol
3140JA-PG-7	FNMA Pool BM5822 MBS 3.000% 11/01/48		09/01/2022	Paydown		9,014	9,014	9,103	9,101	.0	(87)	.0	(87)	.0	9,014	.0	.0	.0	179	11/01/2048	1.A
3140KE-HY-7	FNMA Pool BP6546 MBS 3.000% 08/01/50		09/01/2022	Paydown		51,102	51,102	53,744	53,688	.0	(2,587)	.0	(2,587)	.0	51,102	.0	.0	.0	962	08/01/2050	1.A
3140KL-DM-1	FNMA Pool BQ1007 MBS 3.000% 07/01/51		09/01/2022	Paydown		44,910	44,910	48,601	48,570	.0	(3,660)	.0	(3,660)	.0	44,910	.0	.0	.0	929	07/01/2051	1.A
3140KR-Q7-7	FNMA Pool BQ5877 MBS 2.500% 11/01/50		09/01/2022	Paydown		26,708	26,708	28,310	28,282	.0	(1,574)	.0	(1,574)	.0	26,708	.0	.0	.0	482	11/01/2050	1.A
3140KT-DP-7	FNMA Pool BQ7309 MBS 2.500% 11/01/50		09/01/2022	Paydown		11,915	11,915	12,593	12,581	.0	(666)	.0	(666)	.0	11,915	.0	.0	.0	208	11/01/2050	1.A
3140LQ-AJ-9	FNMA Pool BT1808 MBS 2.500% 06/01/51		09/01/2022	Paydown		29,723	29,723	30,861	30,843	.0	(1,120)	.0	(1,120)	.0	29,723	.0	.0	.0	484	06/01/2051	1.A
3140OB-KG-9	FNMA Pool CA1194 MBS 4.000% 02/01/48		09/01/2022	Paydown		27,598	27,598	28,517	28,489	.0	(890)	.0	(890)	.0	27,598	.0	.0	.0	725	02/01/2048	1.A
3140OA-AJ-9	FNMA Pool CA2708 MBS 4.000% 05/01/48		09/01/2022	Paydown		13,584	13,584	13,894	13,884	.0	(301)	.0	(301)	.0	13,584	.0	.0	.0	368	05/01/2048	1.A
3140OC-4B-9	FNMA Pool FM2963 MBS 3.000% 02/01/50		09/01/2022	Paydown		12,824	12,824	13,537	13,525	.0	(701)	.0	(701)	.0	12,824	.0	.0	.0	248	02/01/2050	1.A
3140OE-D9-0	FNMA Pool CA6427 MBS 3.000% 07/01/50		09/01/2022	Paydown		76,301	76,301	80,319	80,217	.0	(3,916)	.0	(3,916)	.0	76,301	.0	.0	.0	1,521	07/01/2050	1.A
3140OE-DS-8	FNMA Pool CA6412 MBS 2.500% 07/01/50		09/01/2022	Paydown		46,569	46,569	49,080	49,040	.0	(2,470)	.0	(2,470)	.0	46,569	.0	.0	.0	770	07/01/2050	1.A
3140OE-LU-4	FNMA Pool CA6638 MBS 2.500% 08/01/50		09/01/2022	Paydown		21,068	21,068	22,217	22,182	.0	(1,114)	.0	(1,114)	.0	21,068	.0	.0	.0	357	08/01/2050	1.A
3140OE-XQ-0	FNMA Pool CA6986 MBS 2.000% 09/01/50		09/01/2022	Paydown		10,764	10,764	11,171	11,164	.0	(401)	.0	(401)	.0	10,764	.0	.0	.0	149	09/01/2050	1.A
3140OF-SF-2	FNMA Pool CA8045 MBS 2.500% 12/01/50		09/01/2022	Paydown		40,721	40,721	43,069	43,033	.0	(2,312)	.0	(2,312)	.0	40,721	.0	.0	.0	701	12/01/2050	1.A
3140OF-A2-5	FNMA Pool CA7224 MBS 2.000% 10/01/50		09/01/2022	Paydown		20,403	20,403	21,175	21,160	.0	(756)	.0	(756)	.0	20,403	.0	.0	.0	272	10/01/2050	1.A
3140OF-A3-3	FNMA Pool CA7225 MBS 2.000% 10/01/50		09/01/2022	Paydown		14,295	14,295	14,844	14,833	.0	(539)	.0	(539)	.0	14,295	.0	.0	.0	192	10/01/2050	1.A
3140OF-S2-6	FNMA Pool CA7725 MBS 2.500% 11/01/50		09/01/2022	Paydown		17,744	17,744	18,745	18,718	.0	(974)	.0	(974)	.0	17,744	.0	.0	.0	284	11/01/2050	1.A
3140OF-S4-2	FNMA Pool CA7738 MBS 2.500% 11/01/50		09/01/2022	Paydown		29,450	29,450	31,097	31,070	.0	(1,620)	.0	(1,620)	.0	29,450	.0	.0	.0	450	11/01/2050	1.A
3140OG-A9-8	FNMA Pool CA8131 MBS 2.500% 12/01/50		09/01/2022	Paydown		28,967	28,967	30,614	30,577	.0	(1,610)	.0	(1,610)	.0	28,967	.0	.0	.0	500	12/01/2050	1.A
3140OG-AU-1	FNMA Pool CA8118 MBS 2.000% 12/01/50		09/01/2022	Paydown		25,982	25,982	27,005	26,985	.0	(1,003)	.0	(1,003)	.0	25,982	.0	.0	.0	349	12/01/2050	1.A
3140OG-ED-5	FNMA Pool CA8231 MBS 2.500% 12/01/50		09/01/2022	Paydown		34,005	34,005	36,218	36,187	.0	(2,182)	.0	(2,182)	.0	34,005	.0	.0	.0	567	12/01/2050	1.A
3140OG-PL-5	FNMA Pool CA8526 MBS 2.500% 01/01/51		09/01/2022	Paydown		15,200	15,200	15,955	15,945	.0	(745)	.0	(745)	.0	15,200	.0	.0	.0	246	01/01/2051	1.A
3140OG-RH-9	FNMA Pool CA8600 MBS 2.500% 01/01/51		09/01/2022	Paydown		35,947	35,947	37,206	37,186	.0	(1,238)	.0	(1,238)	.0	35,947	.0	.0	.0	573	01/01/2051	1.A
3140OK-SJ-3	FNMA Pool CB0281 MBS 3.000% 06/01/51		09/01/2022	Paydown		28,052	28,052	29,919	29,912	.0	(1,860)	.0	(1,860)	.0	28,052	.0	.0	.0	556	06/01/2051	1.A
3140OK-F4-5	FNMA Pool CB0186 MBS 3.000% 04/01/51		09/01/2022	Paydown		44,260	44,260	46,985	46,974	.0	(2,714)	.0	(2,714)	.0	44,260	.0	.0	.0	803	04/01/2051	1.A
3140OK-GB-8	FNMA Pool CB0193 MBS 3.000% 04/01/51		09/01/2022	Paydown		49,582	49,582	52,657	52,600	.0	(3,018)	.0	(3,018)	.0	49,582	.0	.0	.0	991	04/01/2051	1.A
3140OK-NP-9	FNMA Pool CB0397 MBS 3.000% 05/01/51		09/01/2022	Paydown		42,538	42,538	45,097	45,037	.0	(2,499)	.0	(2,499)	.0	42,538	.0	.0	.0	852	05/01/2051	1.A
3140OK-ZA-9	FNMA Pool CB0736 MBS 3.000% 06/01/51		09/01/2022	Paydown		27,210	27,210	28,945	28,939	.0	(1,729)	.0	(1,729)	.0	27,210	.0	.0	.0	523	06/01/2051	1.A
3140OL-D2-9	FNMA Pool FN CB1020 MBS 2.000% 07/01/51		09/01/2022	Paydown		14,953	14,953	15,189	15,186	.0	(233)	.0	(233)	.0	14,953	.0	.0	.0	188	07/01/2051	1.A
3140OL-IX-1	FNMA Pool CB1273 MBS 2.000% 08/01/51		09/01/2022	Paydown		13,673	13,673	11,983	.0	.0	1,690	.0	1,690	.0	13,673	.0	.0	.0	44	08/01/2051	1.A
3140OM-VQ-4	FNMA Pool CB2422 MBS 3.000% 12/01/51		09/01/2022	Paydown		28,558	28,558	29,705	.0	.0	(1,147)	.0	(1,147)	.0	28,558	.0	.0	.0	508	12/01/2051	1.A
3140OP-JA-6	FNMA Pool CB3856 MBS 4.000% 06/01/52		09/01/2022	Paydown		73,504	73,504	73,642	.0	.0	(138)	.0	(138)	.0	73,504	.0	.0	.0	556	06/01/2052	1.A
3140OP-JJ-7	FNMA Pool CB3864 MBS 4.500% 06/01/52		09/01/2022	Paydown		92,350	92,350	94,760	.0	.0	(2,410)	.0	(2,410)	.0	92,350	.0	.0	.0	701	06/01/2052	1.A
3140XA-D8-6	FNMA Pool FM1026 MBS 3.500% 02/01/48		09/01/2022	Paydown		10,702	10,702	11,047	11,037	.0	(335)	.0	(335)	.0	10,702	.0	.0	.0	243	02/01/2048	1.A
3140XA-DF-0	FNMA Pool FM1001 MBS 3.500% 11/01/48		09/01/2022	Paydown		5,393	5,393	5,550	5,548	.0	(155)	.0	(155)	.0	5,393	.0	.0	.0	123	11/01/2048	1.A
3140XA-PB-6	FNMA Pool FM1317 MBS 4.000% 10/01/48		09/01/2022	Paydown		7,286	7,286	7,706	7,695	.0	(410)	.0	(410)	.0	7,286	.0	.0	.0	188	10/01/2048	1.A
3140XA-TQ-9	FNMA Pool FM1458 MBS 4.500% 04/01/49		09/01/2022	Paydown		13,241	13,241	13,951	13,936	.0	(695)	.0	(695)	.0	13,241	.0	.0	.0	373	04/01/2049	1.A
3140XA-VZ-6	FNMA Pool FM1531 MBS 3.500% 03/01/48		09/01/2022	Paydown		12,682	12,682	13,279	13,267	.0	(585)	.0	(585)	.0	12,682	.0	.0	.0	285	03/01/2048	1.A
3140XS-IX-7	FNMA Pool FM2461 MBS 3.500% 03/01/50		09/01/2022	Paydown		6,843	6,843	7,151	7,144	.0	(301)	.0	(301)	.0	6,843	.0	.0	.0	156	03/01/2050	1.A
3140X6-JH-5	FNMA Pool FM2963 MBS 3.000% 02/01/50		09/01/2022	Paydown		14,636	14,636	15,511	15,498	.0	(862)	.0	(862)	.0	14,636	.0	.0	.0	292	02/01/2050	1.A
3140X8-3G-0	FNMA Pool FM5298 MBS 3.500% 10/01/50		09/01/2022	Paydown		25,904	25,904	27,426	27,402	.0	(1,498)	.0	(1,498)	.0	25,904	.0	.0	.0	593	10/01/2050	1.A
3140X8-EE-3	FNMA Pool FM4632 MBS 2.000% 10/01/50		09/01/2022	Paydown		32,447	32,447	33,881	33,856	.0	(1,409)										

STATEMENT AS OF SEPTEMBER 30, 2022 OF THE UnitedHealthcare Community Plan of Ohio, Inc.

SCHEDULE D - PART 4

Show All Long-Term Bonds and Stock Sold, Redeemed or Otherwise Disposed of During the Current Quarter

1	2	3	4	5	6	7	8	9	10	Change In Book/Adjusted Carrying Value					16	17	18	19	20	21	22
										11	12	13	14	15							
CUSIP Ident-ification	Description	For-eign	Disposal Date	Name of Purchaser	Number of Shares of Stock	Consid-eration	Par Value	Actual Cost	Prior Year Book/ Adjusted Carrying Value	Unrealized Valuation Increase/ (Decrease)	Current Year's (Amor-tization)/ Accretion	Current Year's Other Than Temporary Impairment Recogn-ized	Total Change in Book/ Adjusted Carrying Value (11 + 12 - 13)	Total Foreign Exchange Change in Book /Adjusted Carrying Value	Book/ Adjusted Carrying Value at Disposal Date	Foreign Exchange Gain (Loss) on Disposal	Realized Gain (Loss) on Disposal	Total Gain (Loss) on Disposal	Bond Interest/ Stock Dividends Received During Year	Stated Con-tractual Maturity Date	NAIC Desig-nation, NAIC Desig-nation Modifier and SVO Admini-strative Symbol
31418C-S4-7	FNMA Pool MA3238 MBS 3.500% 01/01/48		09/01/2022	Paydown		17,470	17,470	18,533	18,513	0	(1,043)	0	(1,043)	0	17,470	0	0	0	404	01/01/2048	1.A
31418C-ZJ-6	FNMA Pool MA3444 MBS 4.500% 08/01/48		09/01/2022	Paydown		3,412	3,412	3,542	3,539	0	(128)	0	(128)	0	3,412	0	0	0	100	08/01/2048	1.A
31418D-2N-1	FNMA Pool MA4380 MBS 3.000% 07/01/51		09/01/2022	Paydown		28,882	28,882	30,363	30,325	0	(1,443)	0	(1,443)	0	28,882	0	0	0	573	07/01/2051	1.A
31418D-CB-6	FNMA Pool MA3665 MBS 4.500% 05/01/49		09/01/2022	Paydown		5,396	5,396	5,643	5,640	0	(244)	0	(244)	0	5,396	0	0	0	160	05/01/2049	1.A
31418D-FT-4	FNMA Pool MA3777 MBS 4.500% 09/01/49		09/01/2022	Paydown		6,589	6,589	6,960	6,955	0	(365)	0	(365)	0	6,589	0	0	0	193	09/01/2049	1.A
31418D-RT-1	FNMA Pool MA4097 MBS 3.000% 08/01/50		09/01/2022	Paydown		36,582	36,582	38,145	38,141	0	(1,559)	0	(1,559)	0	36,582	0	0	0	721	08/01/2050	1.A
31418D-YB-2	FNMA Pool MA4305 MBS 2.000% 04/01/51		09/01/2022	Paydown		24,038	24,038	24,015	24,015	0	23	0	23	0	24,038	0	0	0	317	04/01/2051	1.A
31418V-CB-6	FNMA Pool AD7265 MBS 4.000% 07/01/25		09/01/2022	Paydown		1,843	1,843	1,930	1,876	0	(32)	0	(32)	0	1,843	0	0	0	49	07/01/2025	1.A
35563P-JK-6	FHLNC 2019-1 M5SD RMBS 4.000% 07/25/58		09/01/2022	Paydown		10,097	10,097	10,342	10,255	0	(158)	0	(158)	0	10,097	0	0	0	270	07/25/2058	1.A
45470R-CS-3	INDIANA ST FIN A Rev Bond Non Call 5.000% 12/01/24		09/19/2022	JP Morgan Chase		1,572,180	1,500,000	1,915,155	1,652,355	0	(37,103)	0	(37,103)	0	1,615,252	0	(43,072)	(43,072)	60,417	12/01/2024	1.B FE
59447T-QC-0	MICHIGAN ST FIN Rev Bond Non Call 5.000% 12/01/24		09/21/2022	RBC Capital Markets		1,303,338	1,250,000	1,481,313	1,351,211	0	(24,652)	0	(24,652)	0	1,326,559	0	(23,221)	(23,221)	50,694	12/01/2024	1.D FE
64990G-G4-8	NEW YORK ST DORM Rev Bond Non Call 5.000% 10/01/27		09/19/2022	Tax Free Exchange		1,168,560	1,000,000	1,240,000	1,191,461	0	(22,901)	0	(22,901)	0	1,168,560	0	0	0	48,333	10/01/2027	1.D FE
812643-GR-9	SEATTLE WA MUNI Rev Bond Cont Call 5.000% 06/01/23		08/12/2022	Call	100.0000	500,000	500,000	616,615	505,452	0	(5,452)	0	(5,452)	0	500,000	0	0	0	17,431	06/01/2023	1.C FE
0909999999. Subtotal - Bonds - U.S. Special Revenues						7,637,878	7,343,800	8,473,000	7,214,223	0	(211,680)	0	(211,680)	0	7,704,171	0	(66,293)	(66,293)	234,167	XXX	XXX
00138C-AK-4	AIG GLOBAL FUND1 Corp Note Non Call Prv Plc 2.300% 07/01/22		07/01/2022	Maturity		425,000	425,000	424,877	424,979	0	21	0	21	0	425,000	0	0	0	9,775	07/01/2022	1.F FE
00217F-AB-1	ARI Fleet Lease ARIFL 2021-A A2 ABS Prv Plc 0.370% 03/15/30		09/28/2022	BNP Paribar Securities Corp		1,751,718	1,786,186	1,786,018	1,786,074	0	51	0	51	0	1,786,125	0	(34,407)	(34,407)	5,232	03/15/2030	1.A FE
00217F-AB-1	ARI Fleet Lease ARIFL 2021-A A2 ABS Prv Plc 0.370% 03/15/30		09/15/2022	Paydown		414,342	414,342	414,303	414,316	0	26	0	26	0	414,342	0	0	0	1,036	03/15/2030	1.A FE
03066P-AC-3	AmeriCredit Auto AMCAR 2020-3 A3 ABS 0.530% 06/18/25		09/28/2022	Toronto Dominion Sec		620,273	629,219	629,134	629,180	0	21	0	21	0	629,201	0	(8,928)	(8,928)	2,612	06/18/2025	1.A FE
03066P-AC-3	AmeriCredit Auto AMCAR 2020-3 A3 ABS 0.530% 06/18/25		09/18/2022	Paydown		246,272	246,272	246,239	246,257	0	16	0	16	0	246,272	0	0	0	867	06/18/2025	1.A FE
03066R-AC-9	AmeriCredit Auto AMCAR 2021-2 A3 ABS 0.340% 12/18/26		09/28/2022	CitiGroup		1,473,531	1,525,000	1,524,748	1,524,813	0	100	0	100	0	1,524,914	0	(51,382)	(51,382)	4,062	12/18/2026	1.A FE
037833-AK-6	APPLE INC Corp Note MW 15BP 2.400% 05/03/23		09/29/2022	Market Axxess		593,070	600,000	604,872	601,783	0	(998)	0	(998)	0	600,785	0	(7,715)	(7,715)	13,200	05/03/2023	1.B FE
049560-AU-9	ATMOS ENERGY COR Corp Note Call 0.625% 03/09/23		09/21/2022	Morgan Stanley		669,140	680,000	679,973	679,984	0	10	0	10	0	679,994	0	(10,853)	(10,853)	4,415	03/09/2023	1.G FE
05531F-BH-5	BB&T CORPORATION Corp Note Call MW 2.500% 08/01/24		09/21/2022	MUFG Securities		481,960	500,000	502,520	501,334	0	(379)	0	(379)	0	500,955	0	(18,995)	(18,995)	14,306	08/01/2024	1.G FE
05591R-AD-6	BMWLT 2021-1 A4 BMWLT 2021-1 A4 ABS 0.370% 07/25/24		09/28/2022	Merrill Lynch		1,028,448	1,060,000	1,059,958	1,059,972	0	13	0	13	0	1,059,984	0	(31,536)	(31,536)	2,996	07/25/2024	1.A FE
06051G-HB-8	BANK OF AMER CRP Corp Note Call 3.602% 02/05/26		09/19/2022	RBC Capital Markets		631,040	640,000	643,232	642,398	0	(503)	0	(503)	0	641,896	0	(10,856)	(10,856)	9,697	02/05/2026	1.F FE
06051G-JH-3	BANK OF AMER CRP Corp Note Call MW 0.810% 10/24/24		09/19/2022	Goldman Sachs		1,243,424	1,300,000	1,303,770	1,302,337	0	(926)	0	(926)	0	1,301,411	0	(57,987)	(57,987)	9,565	10/24/2024	1.F FE
06051G-JR-1	BANK OF AMER CRP Corp Note Call MW 0.976% 04/22/25		09/19/2022	Merrill Lynch		856,193	915,000	917,974	917,317	0	(719)	0	(719)	0	916,598	0	(60,405)	(60,405)	8,161	04/22/2025	1.F FE
09261H-AJ-6	BLACKSTONE PRIVA Corp Note Call MW Prv Plc 3.250% 03/15/27		08/08/2022	Tax Free Exchange		802,884	805,000	802,609	802,647	0	237	0	237	0	802,884	0	0	0	18,604	03/15/2027	2.C FE
09261H-AQ-0	BLACKSTONE PRIVA Corp Note Call MW Prv Plc 4.000% 01/15/29		08/08/2022	Tax Free Exchange		566,297	570,000	566,021	0	0	276	0	276	0	566,297	0	0	0	12,667	01/15/2029	2.C FE
12510F-AB-0	CGG Receivables CCG 2019-2 A2 ABS Prv Plc 2.110% 03/15/27		09/14/2022	Paydown		49,517	49,517	49,512	49,516	0	2	0	2	0	49,517	0	0	0	696	03/15/2027	1.A FE
12591K-AD-7	COMM MORTGAGE TR COMM 2013-CR12 A3 CMBS 3.765% 10/10/46		07/01/2022	Paydown		19,481	19,481	19,714	19,545	0	(65)	0	(65)	0	19,481	0	0	0	431	10/10/2046	1.A FM
12592L-BH-4	COMM Mortgage Tr COMM 2014-CR20 A3 CMBS 3.326% 11/10/47		08/01/2022	Paydown		31,515	31,515	33,321	32,583	0	(1,068)	0	(1,068)	0	31,515	0	0	0	714	11/10/2047	1.A FM

STATEMENT AS OF SEPTEMBER 30, 2022 OF THE UnitedHealthcare Community Plan of Ohio, Inc.

SCHEDULE D - PART 4

Show All Long-Term Bonds and Stock Sold, Redeemed or Otherwise Disposed of During the Current Quarter

1	2	3	4	5	6	7	8	9	10	Change In Book/Adjusted Carrying Value					16	17	18	19	20	21	22
										11	12	13	14	15							
CUSIP Identification	Description	For- eign	Disposal Date	Name of Purchaser	Number of Shares of Stock	Consid- eration	Par Value	Actual Cost	Prior Year Book/ Adjusted Carrying Value	Unrealized Valuation Increase/ (Decrease)	Current Year's (Amor- tization)/ Accretion	Current Year's Other Than Temporary Impairment Recogn- ized	Total Change in Book/ Adjusted Carrying Value (11 + 12 - 13)	Total Foreign Exchange Change in Book /Adjusted Carrying Value	Book/ Adjusted Carrying Value at Disposal Date	Foreign Exchange Gain (Loss) on Disposal	Realized Gain (Loss) on Disposal	Total Gain (Loss) on Disposal	Bond Interest/ Stock Dividends Received During Year	Stated Con- tractual Maturity Date	NAIC Desig- nation, NAIC Desig- nation Modifier and SVO Admini- strative Symbol
12597P-AC-2	CNH Equipment Tr CNH 2020-A A3 ABS 1.160% 06/16/25		09/15/2022	Paydown		13,496	13,496	13,493	13,495	.0	.1	.0	.1	.0	13,496	.0	.0	.0	.103	06/16/2025	1.A FE
126416-AA-4	Credit Suisse Mortgage Trust CSMC 2022-NOM! A1 RMBS Prv Plc 2.265% 11/25/66		09/01/2022	Paydown		6,267	6,267	6,267	.0	.0	.0	.0	.0	.0	6,267	.0	.0	.0	.84	11/25/2066	1.A FE
14042R-NW-7	CAPITAL ONE NA Corp Note Call 2.150% 09/06/22		08/06/2022	Call 100.0000		250,000	250,000	249,885	249,973	.0	.23	.0	.23	.0	249,997	.0	.3	.3	4,927	09/06/2022	1.G FE
14687T-AC-1	Carvana Auto Rec CRVNA 2021-P2 A3 ABS 0.490% 03/10/26		09/20/2022	Wells Fargo		1,294,199	1,340,000	1,339,924	1,339,936	.0	.34	.0	.34	.0	1,339,970	.0	(45,771)	(45,771)	5,143	03/10/2026	1.A FE
172967-LM-1	CITIGROUP INC Corp Note Call MW 2.876% 07/24/23		07/24/2022	Call 100.0000		265,000	265,000	265,000	265,000	.0	.0	.0	.0	.0	265,000	.0	.0	.0	7,621	07/24/2023	1.G FE
172967-MT-5	CITIGROUP INC Corp Note Call MW 0.776% 10/30/24		09/19/2022	Commonwealth Australia Sec		955,040	1,000,000	1,001,520	1,000,945	.0	(.371)	.0	(.371)	.0	1,000,574	.0	(45,534)	(45,534)	6,919	10/30/2024	1.G FE
20030N-CR-0	COMCAST CORP Corp Note Call MW 3.700% 04/15/24		09/29/2022	Merrill Lynch		319,813	325,000	345,748	335,235	.0	(3,440)	.0	(3,440)	.0	331,795	.0	(11,982)	(11,982)	11,624	04/15/2024	1.G FE
233262-AC-8	DLLAD LLC DLLAD 2021-1A A3 ABS Prv Plc 0.640% 09/21/26		09/20/2022	Wells Fargo		1,430,091	1,545,000	1,544,903	1,544,915	.0	.21	.0	.21	.0	1,544,936	.0	(114,845)	(114,845)	7,471	09/21/2026	1.A FE
233851-DU-5	DAIMLER FINANCE Corp Note MW Prv Plc 2.550% 08/15/22		08/15/2022	Maturity		420,000	420,000	419,845	419,967	.0	.33	.0	.33	.0	420,000	.0	.0	.0	10,710	08/15/2022	1.G FE
233851-DX-9	DAIMLER FINANCE Corp Note MW Prv Plc 2.700% 06/14/24		09/29/2022	Wells Fargo		408,353	425,000	424,265	424,610	.0	.117	.0	.117	.0	424,728	.0	(16,375)	(16,375)	9,212	06/14/2024	1.G FE
24422E-UX-5	JOHN DEERE CAP Corp Note Non Call 2.600% 03/07/24		09/29/2022	Merrill Lynch		486,580	500,000	509,230	504,523	.0	(1,535)	.0	(1,535)	.0	502,988	.0	(16,408)	(16,408)	13,939	03/07/2024	1.F FE
24703Q-AC-6	DEFT 2021-1 A3 DEFT 2021-1 A3 ABS Prv Plc 0.430% 05/22/26		09/28/2022	Wells Fargo		923,801	950,000	949,820	949,909	.0	.30	.0	.30	.0	949,939	.0	(26,138)	(26,138)	3,155	05/22/2026	1.A FE
254687-FK-7	WALT DISNEY CO Corp Note Call MW 1.750% 08/30/24		09/29/2022	Goldman Sachs Asset Management		472,875	500,000	518,555	513,166	.0	(3,822)	.0	(3,822)	.0	509,344	.0	(36,469)	(36,469)	9,552	08/30/2024	1.G FE
25468P-CW-4	WALT DISNEY CO Corp Note MW 15BP 2.350% 12/01/22		09/29/2022	JP Morgan Chase		498,900	500,000	505,920	501,685	.0	(1,387)	.0	(1,387)	.0	500,298	.0	(1,398)	(1,398)	9,857	12/01/2022	2.A FE
28166L-AA-2	EDVES 2021-A A EDVES 2021-A A ABS Prv Plc 1.800% 11/25/45		09/25/2022	Paydown		2,815	2,815	2,812	2,812	.0	.3	.0	.3	.0	2,815	.0	.0	.0	.33	11/25/2045	1.A FE
29374E-AB-2	EFF 2021-1 A2 EFF 2021-1 A2 ABS Prv Plc 0.440% 12/21/26		09/28/2022	Toronto Dominion Sec		316,025	326,826	326,809	326,815	.0	.3	.0	.3	.0	326,818	.0	(10,793)	(10,793)	1,118	12/21/2026	1.A FE
29374E-AB-2	EFF 2021-1 A2 EFF 2021-1 A2 ABS Prv Plc 0.440% 12/21/26		09/20/2022	Paydown		59,382	59,382	59,379	59,380	.0	.2	.0	.2	.0	59,382	.0	.0	.0	.175	12/21/2026	1.A FE
30231G-BC-5	EXXON MOBIL CORP Corp Note Call 2.019% 08/16/24		09/29/2022	Various		477,589	500,000	500,000	500,000	.0	.0	.0	.0	.0	500,000	.0	(22,411)	(22,411)	11,413	08/16/2024	1.D FE
30298D-AF-6	FRESB Multifamil FRESB 2019-SB64 A1OF CMBS 2.710% 05/25/29		09/01/2022	Paydown		4,952	4,952	5,122	5,066	.0	(114)	.0	(114)	.0	4,952	.0	.0	.0	.99	05/25/2029	1.B FE
31573C-AA-3	Ellington Financial Mtge Trust EFMT 2022-1 A1 RMBS Prv Plc 2.206% 01/25/67		09/01/2022	Paydown		25,870	25,870	25,870	.0	.0	.0	.0	.0	.0	25,870	.0	.0	.0	.338	01/25/2067	1.A FE
31574X-AA-6	ELLINGTON FINANCIAL MTGE TR EFMT 20201-1 A1 RMBS PRV PLC 0.797% 02/25/66		09/01/2022	Paydown		3,398	3,398	3,398	3,398	.0	.1	.0	.1	.0	3,398	.0	.0	.0	.18	02/25/2066	1.A FM
31677Q-BS-7	FIFTH THIRD BANK Corp Note Call 1.800% 01/30/23		09/19/2022	Pershing		471,499	475,000	474,601	474,854	.0	.98	.0	.98	.0	474,952	.0	(3,452)	(3,452)	9,761	01/30/2023	1.G FE
34533Y-AE-0	Ford Credit Auto FORDO 2020-C A4 ABS 0.510% 08/15/26		09/28/2022	Merrill Lynch		649,469	700,000	699,842	699,890	.0	.29	.0	.29	.0	699,919	.0	(50,451)	(50,451)	2,826	08/15/2026	1.A FE
36252T-AS-4	GS MORTGAGE SECU GSMS 2016-GS2 AAB CMBS 2.922% 05/10/49		09/01/2022	Paydown		50,651	50,651	49,324	50,124	.0	.527	.0	.527	.0	50,651	.0	.0	.0	.993	05/10/2049	1.A FM
39154T-BD-9	GREAT AMERICA LE GALC 2020-1 A4 ABS Prv Plc 1.850% 02/16/26		09/28/2022	Wells Fargo		616,769	635,000	634,960	634,974	.0	.6	.0	.6	.0	634,980	.0	(18,212)	(18,212)	9,300	02/16/2026	1.A FE
39154T-BJ-6	GREAT AMERICA LE GALC 2021-1 A3 ABS Prv Plc 0.340% 08/15/24		09/20/2022	Pershing		666,820	690,000	689,856	689,908	.0	.42	.0	.42	.0	689,949	.0	(23,129)	(23,129)	1,805	08/15/2024	1.A FE
43815M-AC-0	Honda Auto Recei HAROT 2019-2 A3 ABS 2.520% 06/21/23		09/21/2022	Paydown		87,681	87,681	87,678	87,679	.0	.2	.0	.2	.0	87,681	.0	.0	.0	1,441	06/21/2023	1.A FE

STATEMENT AS OF SEPTEMBER 30, 2022 OF THE UnitedHealthcare Community Plan of Ohio, Inc.

SCHEDULE D - PART 4

Show All Long-Term Bonds and Stock Sold, Redeemed or Otherwise Disposed of During the Current Quarter

1	2	3	4	5	6	7	8	9	10	Change In Book/Adjusted Carrying Value					16	17	18	19	20	21	22
										11	12	13	14	15							
CUSIP Identification	Description	For- eign	Disposal Date	Name of Purchaser	Number of Shares of Stock	Consid- eration	Par Value	Actual Cost	Prior Year Book/ Adjusted Carrying Value	Unrealized Valuation Increase/ (Decrease)	Current Year's (Amor- tization)/ Accretion	Current Year's Other Than Temporary Impairment Recog- nized	Total Change in Book/ Adjusted Carrying Value (11 + 12 - 13)	Total Foreign Exchange Change in Book /Adjusted Carrying Value	Book/ Adjusted Carrying Value at Disposal Date	Foreign Exchange Gain (Loss) on Disposal	Realized Gain (Loss) on Disposal	Total Gain (Loss) on Disposal	Bond Interest/ Stock Dividends Received During Year	Stated Con- tractual Maturity Date	NAIC Desig- nation, NAIC Desig- nation Modifier and SVO Admini- strative Symbol
44891V-AD-3	Hyundai Auto Lea HALST 2021-B A4 ABS Prv Plc 0.380% 08/15/25		09/28/2022	Toronto Dominion Sec		382,063	400,000	399,946	399,958	.0	.17	.0	.17	.0	399,975	.0	(17,913)	(17,913)	1,203	08/15/2025	1.A FE
46625H-JX-9	JPMORGAN CHASE Corp Note Non Call 3.625% 05/13/24		09/19/2022	Jane Street Execution Services		395,616	400,000	424,516	412,547	.0	(3,754)	.0	(3,754)	.0	408,793	.0	(13,177)	(13,177)	12,406	05/13/2024	1.F FE
48254C-AA-3	KKR Industrial P KIND 2021-KDIP A CMB5 Prv Plc 3.368% 12/15/37		09/20/2022	Barclays Group Inc.		231,173	238,592	238,592	238,592	.0	.0	.0	.0	.0	238,592	.0	(7,419)	(7,419)	2,771	12/15/2037	1.A FM
50116Y-AC-5	KCOT 2020-2A A3 KCOT 2020-2A A3 ABS PRV PLC 0.590% 10/15/24		09/28/2022	Merrill Lynch		627,396	644,180	644,069	644,125	.0	.25	.0	.25	.0	644,150	.0	(16,754)	(16,754)	3,009	10/15/2024	1.A FE
50116Y-AC-5	KCOT 2020-2A A3 KCOT 2020-2A A3 ABS PRV PLC 0.590% 10/15/24		09/15/2022	Paydown		153,603	153,603	153,577	153,590	.0	.13	.0	.13	.0	153,603	.0	.0	.0	603	10/15/2024	1.A FE
55283F-AA-6	MFRA Trust MFRA 2021-NQM1 A1 RMBS Prv Plc 1.153% 04/25/65		09/25/2022	Paydown		4,283	4,283	4,283	4,283	.0	.0	.0	.0	.0	4,283	.0	.0	.0	34	04/25/2065	1.A FE
55336V-AQ-3	MPLX LP Corp Note Call MW 3.375% 03/15/23		09/15/2022	Call 100.0000		470,000	470,000	469,676	469,923	.0	.45	.0	.45	.0	469,967	.0	33	33	15,863	03/15/2023	2.B FE
59217G-EN-5	MET LIFE GLOB Corp Note Non Call Prv Plc 0.550% 06/07/24		09/21/2022	PNC Bank		789,315	845,000	844,121	844,286	.0	.212	.0	.212	.0	844,498	.0	(55,184)	(55,184)	3,692	06/07/2024	1.D FE
617446-BW-2	MORGAN STANLEY Corp Note Call MW 0.529%		09/19/2022	CitiGroup		1,270,469	1,290,000	1,291,264	1,290,682	.0	(463)	.0	(463)	.0	1,290,220	.0	(19,750)	(19,750)	7,886	01/25/2024	1.F FE
61946Q-AA-9	Mosaic Solar Loa MSAIC 2022-1A A ABS Prv Plc 2.640% 01/20/53		09/20/2022	Paydown		27,358	27,358	26,346	.0	.0	1,011	.0	1,011	.0	27,358	.0	.0	.0	305	01/20/2053	1.D FE
61946U-AA-0	Mosaic Solar Loa MSAIC 2022-2A A ABS Prv Plc 4.380% 01/21/53		09/20/2022	Paydown		2,411	2,411	2,386	.0	.0	.24	.0	.24	.0	2,411	.0	.0	.0	5	01/21/2053	1.D FE
63942C-AA-0	Navient Student NAVSL 2021-DA A ABS PRV PLC 3.510% 04/15/60		09/15/2022	Paydown		27,866	27,866	27,866	27,866	.0	.0	.0	.0	.0	27,866	.0	.0	.0	321	04/15/2060	1.A FE
63942E-AA-6	Navient Student NAVSL 2021-EA A ABS Prv Plc 0.970% 12/16/69		09/15/2022	Paydown		12,697	12,697	12,695	12,695	.0	.3	.0	.3	.0	12,697	.0	.0	.0	83	12/16/2069	1.A FE
63942M-AA-8	Navient Student NAVSL 2022-A A ABS Prv Plc 2.230% 07/15/70		09/15/2022	Paydown		32,053	32,053	32,053	.0	.0	.1	.0	.1	.0	32,053	.0	.0	.0	366	07/15/2070	1.A FE
64034Q-AA-6	Nelnet Student L NSLT 2021-BA AFL ABS Prv Plc 3.794% 04/20/62		09/20/2022	Paydown		20,300	20,300	20,300	20,300	.0	.0	.0	.0	.0	20,300	.0	.0	.0	212	04/20/2062	1.A FE
64034Q-AB-4	Nelnet Student L NSLT 2021-BA AFX ABS Prv Plc 1.420% 04/20/62		09/20/2022	Paydown		16,240	16,240	16,237	16,237	.0	.3	.0	.3	.0	16,240	.0	.0	.0	153	04/20/2062	1.A FE
64035A-AA-4	Nelnet Student L NSLT 2021-A A1 ABS Prv Plc 3.793% 04/20/62		09/20/2022	Paydown		17,344	17,344	17,327	17,329	.0	.15	.0	.15	.0	17,344	.0	.0	.0	183	04/20/2062	1.A FE
64035D-AD-8	Nelnet Student L NSLT 2021-A APT2 ABS Prv Plc 1.360% 04/20/62		09/20/2022	Paydown		18,962	18,962	18,940	18,943	.0	.20	.0	.20	.0	18,962	.0	.0	.0	171	04/20/2062	1.A FE
64952W-DZ-3	NEW YORK LIFE GL Corp Note Non Call PRV PLC 3.200% 02/02/23		09/21/2022	Wachovia Bank		1,044,530	1,045,000	1,045,000	1,045,000	.0	.0	.0	.0	.0	1,045,000	.0	(470)	(470)	8,992	02/02/2023	1.B FE
69351Y-AU-9	PPL ELECTRIC UTI Corp Note Call 3.310% 06/24/24		09/21/2022	Mizuho Investor Sec Co		460,252	465,000	465,000	465,000	.0	.0	.0	.0	.0	465,000	.0	(4,748)	(4,748)	4,264	06/24/2024	1.E FE
74256L-EJ-4	PRINCIPAL LFE II Corp Note Non Call Prv Plc 0.500% 01/08/24		09/21/2022	Stifel Nicolaus & Co.		904,987	955,000	954,246	954,505	.0	.178	.0	.178	.0	954,683	.0	(49,696)	(49,696)	5,770	01/08/2024	1.E FE
74938F-AE-8	Woodward Capital Management ROKT 2022-1 A5 RMBS Prv Plc 2.500% 01/25/52		09/01/2022	Paydown		13,313	13,313	13,259	.0	.0	.54	.0	.54	.0	13,313	.0	.0	.0	192	01/25/2052	1.A FE
78355H-KF-5	RYDER SYSTEM INC Corp Note Call MW 2.500% 09/01/22		09/01/2022	Maturity		500,000	500,000	481,801	496,798	.0	3,202	.0	3,202	.0	500,000	.0	.0	.0	12,500	09/01/2022	2.B FE
783897-AC-5	SCFET 2021-1A A3 SCFET 2021-1A A3 ABS PRV PLC 0.830% 08/21/28		09/28/2022	BNP Paribar Securities Corp		1,108,570	1,165,000	1,164,981	1,164,985	.0	.7	.0	.7	.0	1,164,992	.0	(56,422)	(56,422)	7,521	08/21/2028	1.A FE
78450F-AA-5	SMB Private Educ SMB 2022-A APT ABS Prv Plc 2.850% 11/16/54		09/15/2022	Paydown		81,896	81,896	81,394	.0	.0	.501	.0	.501	.0	81,896	.0	.0	.0	971	11/16/2054	1.A FE
80282K-BC-9	SANTANDER HOLD Corp Note Call MW 2.490% 01/06/28		09/20/2022	Deutsche Bank		282,308	330,000	330,000	.0	.0	.0	.0	.0	.0	330,000	.0	(47,692)	(47,692)	5,843	01/06/2028	2.A FE
80287E-AD-7	Santander Drive SDART 2021-3 B ABS 0.600% 12/15/25		09/20/2022	Toronto Dominion Sec		1,518,825	1,540,000	1,539,723	1,539,782	.0	.157	.0	.157	.0	1,539,939	.0	(21,114)	(21,114)	7,084	12/15/2025	1.C FE

E05.6

E05.6

E05.6

E05.6

STATEMENT AS OF SEPTEMBER 30, 2022 OF THE UnitedHealthcare Community Plan of Ohio, Inc.

SCHEDULE D - PART 4

Show All Long-Term Bonds and Stock Sold, Redeemed or Otherwise Disposed of During the Current Quarter

1	2	3	4	5	6	7	8	9	10	Change In Book/Adjusted Carrying Value					16	17	18	19	20	21	22
										11	12	13	14	15							
CUSIP Ident- ification	Description	For- eign	Disposal Date	Name of Purchaser	Number of Shares of Stock	Consid- eration	Par Value	Actual Cost	Prior Year Book/ Adjusted Carrying Value	Unrealized Valuation Increase/ (Decrease)	Current Year's (Amor- tization)/ Accretion	Current Year's Other Than Temporary Impairment Recog- nized	Total Change in Book/ Adjusted Carrying Value (11 + 12 - 13)	Total Foreign Exchange Change in Book /Adjusted Carrying Value	Book/ Adjusted Carrying Value at Disposal Date	Foreign Exchange Gain (Loss) on Disposal	Realized Gain (Loss) on Disposal	Total Gain (Loss) on Disposal	Bond Interest/ Stock Dividends Received During Year	Stated Con- tractual Maturity Date	NAIC Desig- nation, NAIC Desig- nation Modifier and SVO Admini- strative Symbol
4509999998. Total - Preferred Stocks - Part 5						XXX	XXX	XXX	XXX	XXX	XXX	XXX	XXX	XXX	XXX	XXX	XXX	XXX	XXX	XXX	XXX
4509999999. Total - Preferred Stocks						0	XXX	0	0	0	0	0	0	0	0	0	0	0	0	XXX	XXX
5989999997. Total - Common Stocks - Part 4						0	XXX	0	0	0	0	0	0	0	0	0	0	0	0	XXX	XXX
5989999998. Total - Common Stocks - Part 5						XXX	XXX	XXX	XXX	XXX	XXX	XXX	XXX	XXX	XXX	XXX	XXX	XXX	XXX	XXX	XXX
5989999999. Total - Common Stocks						0	XXX	0	0	0	0	0	0	0	0	0	0	0	0	XXX	XXX
5999999999. Total - Preferred and Common Stocks						0	XXX	0	0	0	0	0	0	0	0	0	0	0	0	XXX	XXX
6009999999 - Totals						54,844,912	XXX	57,505,021	54,992,823	0	(252,556)	0	(252,556)	0	56,525,489	0	(1,680,579)	(1,680,579)	834,990	XXX	XXX

Schedule DB - Part A - Section 1 - Options, Caps, Floors, Collars, Swaps and Forwards Open
N O N E

Schedule DB - Part B - Section 1 - Futures Contracts Open
N O N E

Schedule DB - Part B - Section 1B - Brokers with whom cash deposits have been made
N O N E

Schedule DB - Part D - Section 1 - Counterparty Exposure for Derivative Instruments Open
N O N E

Schedule DB - Part D-Section 2 - Collateral for Derivative Instruments Open - Pledged By
N O N E

Schedule DB - Part D-Section 2 - Collateral for Derivative Instruments Open - Pledged To
N O N E

Schedule DB - Part E - Derivatives Hedging Variable Annuity Guarantees
N O N E

Schedule DL - Part 1 - Reinvested Collateral Assets Owned
N O N E

Schedule DL - Part 2 - Reinvested Collateral Assets Owned
N O N E

STATEMENT AS OF SEPTEMBER 30, 2022 OF THE UnitedHealthcare Community Plan of Ohio, Inc.

SCHEDULE E - PART 2 - CASH EQUIVALENTS

Show Investments Owned End of Current Quarter

1	2	3	4	5	6	7	8	9
CUSIP	Description	Code	Date Acquired	Rate of Interest	Maturity Date	Book/Adjusted Carrying Value	Amount of Interest Due and Accrued	Amount Received During Year
	US Treasury Bill09/30/2022	2.320	10/13/2022	2,997,6800	193
	US Treasury Bill09/30/2022	2.000	10/06/2022	4,998,6110	278
	US Treasury Bill09/30/2022	2.300	10/11/2022	6,995,5250	447
0019999999.	Subtotal - Bonds - U.S. Governments - Issuer Obligations					14,991,816	0	918
0109999999.	Total - U.S. Government Bonds					14,991,816	0	918
0309999999.	Total - All Other Government Bonds					0	0	0
0509999999.	Total - U.S. States, Territories and Possessions Bonds					0	0	0
0709999999.	Total - U.S. Political Subdivisions Bonds					0	0	0
0909999999.	Total - U.S. Special Revenues Bonds					0	0	0
1109999999.	Total - Industrial and Miscellaneous (Unaffiliated) Bonds					0	0	0
1309999999.	Total - Hybrid Securities					0	0	0
1509999999.	Total - Parent, Subsidiaries and Affiliates Bonds					0	0	0
1909999999.	Subtotal - Unaffiliated Bank Loans					0	0	0
2419999999.	Total - Issuer Obligations					14,991,816	0	918
2429999999.	Total - Residential Mortgage-Backed Securities					0	0	0
2439999999.	Total - Commercial Mortgage-Backed Securities					0	0	0
2449999999.	Total - Other Loan-Backed and Structured Securities					0	0	0
2459999999.	Total - SVO Identified Funds					0	0	0
2469999999.	Total - Affiliated Bank Loans					0	0	0
2479999999.	Total - Unaffiliated Bank Loans					0	0	0
2509999999.	Total Bonds					14,991,816	0	918
09248U-71-8	BlackRock Liquidity Funds T-Fund Port09/15/2022	0.000		16,533,0600	18,701
31846V-54-2	First American Treasury Obligations Fund Z09/22/2022	0.000		12,387,2800	23,679
38141W-32-3	Goldman Sachs Treasury Obligations Fund09/01/2022	0.000		15,991,3670	32,057
38142B-50-0	Goldman Sachs Financial Square Tr In Fd09/09/2022	0.000		166,6330	99,851
38142B-88-0	Goldman Sachs Financial Square Federal Fund09/09/2022	0.000		58,598,3460	149,547
61747C-58-2	Morgan Stanley Institutional Liquidity Fund Treasury Port09/01/2022	0.000		4,039,0950	26,648
825252-40-6	Invesco AIM STIT TREASURY MMF09/30/2022	0.000		21,426,5350	9,388
94975H-29-6	Wells Fargo Treasury Plus MMKT Fund - Inst09/01/2022	0.000		4,679,1130	47,669
8209999999.	Subtotal - Exempt Money Market Mutual Funds - as Identified by the SVO					133,821,429	0	407,540
147539-67-0	DEUTSCHE INV MGT CASH ACCT GOV/AGENCY DWS-1ST09/01/2022	0.000		16,5810	106
25160K-20-7	DEUTSCHE GOV MMKT Gov Series Ins Shares09/01/2022	0.000		2,5490	843
262006-88-5	Dreyfus Govt Cash Mgmt - Inst09/01/2022	0.000		9,4710	649
38141W-27-3	Goldman Sachs Government Fund09/01/2022	0.000		16,9830	15,256
40428X-10-7	HSBC HSBC US GOVT MMKT-I09/01/2022	0.000		6,1220	698
481200-67-0	JP Morgan US Govt MMKT CP09/01/2022	0.000		20,0400	15,672
61747C-70-7	Morgan Stanley Institutional Liquidity Fund Government Port09/01/2022	0.000		29,8730	12,232
665278-70-1	Northern Inst Govt Select Port09/30/2022	0.000		8,620,8710	4,660
69351J-15-7	PNC GOVT MONEY MARKET FUND09/01/2022	0.000		413,7840	245
74926P-69-6	RBC US Government Money Market09/01/2022	0.000		3,4810	47
825252-88-5	Invesco AIM STIT GOVT & AGENCY-INST MMF09/01/2022	0.000		45,5010	18,624
8309999999.	Subtotal - All Other Money Market Mutual Funds					9,185,256	0	69,032
	UHC Liquidity Pool Pro Rata Share Portion09/30/2022	0.000		383,3240	3,170
8409999999.	Subtotal - Qualified Cash Pools Under SSAP No. 2R					383,324	0	3,170
8609999999.	Total Cash Equivalents					158,381,825	0	480,660