



QUARTERLY STATEMENT  
AS OF JUNE 30, 2022  
OF THE CONDITION AND AFFAIRS OF THE  
Dental Care Plus, Inc.

NAIC Group Code	0549 (Current Period)	4512 (Prior Period)	NAIC Company Code	96265	Employer's ID Number	31-1185262
Organized under the Laws of	OH		State of Domicile or Port of Entry	OH		
Country of Domicile	United States					
Licensed as business type:	Life, Accident & Health[ ] Dental Service Corporation[ ] Other[ ]		Property/Casualty[ ] Vision Service Corporation[ ] Is HMO Federally Qualified? Yes[ ] No[X] N/A[ ]		Hospital, Medical & Dental Service or Indemnity[ ] Health Maintenance Organization[X]	
Incorporated/Organized	01/06/1986		Commenced Business	03/01/1988		
Statutory Home Office	465 Medford St (Street and Number)		Boston, MA, US 02129 (City or Town, State, Country and Zip Code)			
Main Administrative Office			465 Medford St (Street and Number)			
	Boston, MA, US 02129 (City or Town, State, Country and Zip Code)				(617)886-1818 (Area Code) (Telephone Number)	
Mail Address	465 Medford St. (Street and Number or P.O. Box)		Boston, MA, US 02129 (City or Town, State, Country and Zip Code)			
Primary Location of Books and Records			465 Medford St. (Street and Number)			
	Boston, MA, US 02129 (City or Town, State, Country and Zip Code)				(617)886-1332 (Area Code) (Telephone Number)	
Internet Web Site Address	www.dentaquestgov.com					
Statutory Statement Contact	Michael Kelly (Name)		(617)886-1332 (Area Code)(Telephone Number)(Extension)			
	michael.kelly@dentaquest.com (E-Mail Address)		(617)886-1515 (Fax Number)			

OFFICERS

Name	Title
Robert Lynn	President
Matthew Henning	Secretary
Frank Scalise	Treasurer

OTHERS

DIRECTORS OR TRUSTEES

Robert Lynn	Frank Scalise
David Abelman	Brett Bostrack
Brian Jones	

State of Ohio  
County of Hamilton ss

The officers of this reporting entity being duly sworn, each depose and say that they are the described officers of said reporting entity, and that on the reporting period stated above, all of the herein described assets were the absolute property of the said reporting entity, free and clear from any liens or claims thereon, except as herein stated, and that this statement, together with related exhibits, schedules and explanations therein contained, annexed or referred to, is a full and true statement of all the assets and liabilities and of the condition and affairs of the said reporting entity as of the reporting period stated above, and of its income and deductions therefrom for the period ended, and have been completed in accordance with the NAIC Annual Statement Instructions and Accounting Practices and Procedures manual except to the extent that: (1) state law may differ; or, (2) that state rules or regulations require differences in reporting not related to accounting practices and procedures, according to the best of their information, knowledge and belief, respectively. Furthermore, the scope of this attestation by the described officers also includes the related corresponding electronic filing with the NAIC, when required, that is an exact copy (except for formatting differences due to electronic filing) of the enclosed statement. The electronic filing may be requested by various regulators in lieu of or in addition to the enclosed statement.

(Signature) Robert Lynn	(Signature) Matthew Henning	(Signature) Frank Scalise
(Printed Name) 1.	(Printed Name) 2.	(Printed Name) 3.
President	Secretary	Treasurer
(Title)	(Title)	(Title)
Subscribed and sworn to before me this day of , 2022	a. Is this an original filing? b. If no, 1. State the amendment number 2. Date filed 3. Number of pages attached	Yes[X] No[ ]   
(Notary Public Signature)		

ASSETS

		Current Statement Date			4
		1	2	3	
		Assets	Nonadmitted Assets	Net Admitted Assets (Cols. 1 - 2)	December 31 Prior Year Net Admitted Assets
1.	Bonds .....	7,230,797		7,230,797	7,240,236
2.	Stocks:				
2.1	Preferred stocks .....				
2.2	Common stocks .....				
3.	Mortgage loans on real estate:				
3.1	First liens .....				
3.2	Other than first liens .....				
4.	Real estate:				
4.1	Properties occupied by the company (less \$.....0 encumbrances) .....				
4.2	Properties held for the production of income (less \$.....0 encumbrances) .....				
4.3	Properties held for sale (less \$.....0 encumbrances) .....				
5.	Cash (\$.....15,248,507), cash equivalents (\$.....1,773,590) and short-term investments (\$.....0) .....	17,022,097		17,022,097	14,740,597
6.	Contract loans (including \$.....0 premium notes) .....				
7.	Derivatives .....				
8.	Other invested assets .....				
9.	Receivables for securities .....				
10.	Securities lending reinvested collateral assets .....				
11.	Aggregate write-ins for invested assets .....				
12.	Subtotals, cash and invested assets (Lines 1 to 11) .....	24,252,894		24,252,894	21,980,833
13.	Title plants less \$.....0 charged off (for Title insurers only) .....				
14.	Investment income due and accrued .....	20,641		20,641	41,229
15.	Premiums and considerations:				
15.1	Uncollected premiums and agents' balances in the course of collection .....	1,060,934	204,183	856,751	1,595,080
15.2	Deferred premiums, agents' balances and installments booked but deferred and not yet due (including \$.....0 earned but unbilled premiums) .....				
15.3	Accrued retrospective premiums (\$.....0) and contracts subject to redetermination (\$.....0) .....				
16.	Reinsurance:				
16.1	Amounts recoverable from reinsurers .....				
16.2	Funds held by or deposited with reinsured companies .....				
16.3	Other amounts receivable under reinsurance contracts .....				
17.	Amounts receivable relating to uninsured plans .....	415,015		415,015	576,567
18.1	Current federal and foreign income tax recoverable and interest thereon .....				
18.2	Net deferred tax asset .....	266,567	23,427	243,140	365,952
19.	Guaranty funds receivable or on deposit .....				
20.	Electronic data processing equipment and software .....	916,776	902,036	14,740	27,031
21.	Furniture and equipment, including health care delivery assets (\$.....0) .....	8,972	8,972		
22.	Net adjustments in assets and liabilities due to foreign exchange rates .....				
23.	Receivables from parent, subsidiaries and affiliates .....	1,310,026		1,310,026	2,537,877
24.	Health care (\$.....0) and other amounts receivable .....	61		61	(1,325)
25.	Aggregate write-ins for other-than-invested assets .....	57,576	57,576		
26.	TOTAL assets excluding Separate Accounts, Segregated Accounts and Protected Cell Accounts (Lines 12 to 25) .....	28,309,462	1,196,194	27,113,268	27,123,244
27.	From Separate Accounts, Segregated Accounts and Protected Cell Accounts .....				
28.	TOTAL (Lines 26 and 27) .....	28,309,462	1,196,194	27,113,268	27,123,244
DETAILS OF WRITE-INS					
1101.	.....				
1102.	.....				
1103.	.....				
1198.	Summary of remaining write-ins for Line 11 from overflow page .....				
1199.	TOTALS (Lines 1101 through 1103 plus 1198) (Line 11 above) .....				
2501.	Prepaid Expenses .....	57,576	57,576		
2502.	.....				
2503.	.....				
2598.	Summary of remaining write-ins for Line 25 from overflow page .....				
2599.	TOTALS (Lines 2501 through 2503 plus 2598) (Line 25 above) .....	57,576	57,576		

**LIABILITIES, CAPITAL AND SURPLUS**

		Current Period			Prior Year
		1 Covered	2 Uncovered	3 Total	4 Total
1.	Claims unpaid (less \$.....0 reinsurance ceded) .....	1,777,995		1,777,995	2,777,250
2.	Accrued medical incentive pool and bonus amounts .....				
3.	Unpaid claims adjustment expenses .....	48,184		48,184	75,264
4.	Aggregate health policy reserves, including the liability of \$.....0 for medical loss ratio rebate per the Public Health Service Act .....				
5.	Aggregate life policy reserves .....				
6.	Property/casualty unearned premium reserve .....				
7.	Aggregate health claim reserves .....				
8.	Premiums received in advance .....	2,037,412		2,037,412	2,478,131
9.	General expenses due or accrued .....	3,151,497		3,151,497	2,804,100
10.1	Current federal and foreign income tax payable and interest thereon (including \$.....0 on realized gains (losses)) .....	588,413		588,413	1,889,382
10.2	Net deferred tax liability .....				
11.	Ceded reinsurance premiums payable .....				
12.	Amounts withheld or retained for the account of others .....				
13.	Remittances and items not allocated .....				
14.	Borrowed money (including \$.....0 current) and interest thereon \$.....0 (including \$.....0 current) .....				
15.	Amounts due to parent, subsidiaries and affiliates .....				19,459
16.	Derivatives .....				
17.	Payable for securities .....				
18.	Payable for securities lending .....				
19.	Funds held under reinsurance treaties (with \$.....0 authorized reinsurers, \$.....0 unauthorized reinsurers and \$.....0 certified reinsurers) .....				
20.	Reinsurance in unauthorized and certified (\$.....0) companies .....				
21.	Net adjustments in assets and liabilities due to foreign exchange rates .....				
22.	Liability for amounts held under uninsured plans .....	540,137		540,137	685,885
23.	Aggregate write-ins for other liabilities (including \$.....0 current) .....				
24.	Total liabilities (Lines 1 to 23) .....	8,143,638		8,143,638	10,729,471
25.	Aggregate write-ins for special surplus funds .....	X X X	X X X	15,274	30,548
26.	Common capital stock .....	X X X	X X X	1,365,663	1,365,663
27.	Preferred capital stock .....	X X X	X X X		
28.	Gross paid in and contributed surplus .....	X X X	X X X	2,773,089	2,773,089
29.	Surplus notes .....	X X X	X X X		
30.	Aggregate write-ins for other-than-special surplus funds .....	X X X	X X X		
31.	Unassigned funds (surplus) .....	X X X	X X X	14,815,605	12,224,473
32.	Less treasury stock, at cost:				
32.1	.....0 shares common (value included in Line 26 \$.....0) .....	X X X	X X X		
32.2	.....0 shares preferred (value included in Line 27 \$.....0) .....	X X X	X X X		
33.	Total capital and surplus (Lines 25 to 31 minus Line 32) .....	X X X	X X X	18,969,631	16,393,773
34.	Total Liabilities, capital and surplus (Lines 24 and 33) .....	X X X	X X X	27,113,269	27,123,244
DETAILS OF WRITE-INS					
2301.	.....				
2302.	.....				
2303.	.....				
2398.	Summary of remaining write-ins for Line 23 from overflow page .....				
2399.	TOTALS (Lines 2301 through 2303 plus 2398) (Line 23 above) .....				
2501.	Gain on sale of building .....	X X X	X X X	15,274	30,548
2502.	.....	X X X	X X X		
2503.	.....	X X X	X X X		
2598.	Summary of remaining write-ins for Line 25 from overflow page .....	X X X	X X X		
2599.	TOTALS (Lines 2501 through 2503 plus 2598) (Line 25 above) .....	X X X	X X X	15,274	30,548
3001.	.....	X X X	X X X		
3002.	.....	X X X	X X X		
3003.	.....	X X X	X X X		
3098.	Summary of remaining write-ins for Line 30 from overflow page .....	X X X	X X X		
3099.	TOTALS (Lines 3001 through 3003 plus 3098) (Line 30 above) .....	X X X	X X X		

**STATEMENT OF REVENUE AND EXPENSES**

		Current Year To Date		Prior Year To Date	Prior Year Ended December 31
		1 Uncovered	2 Total	3 Total	4 Total
1.	Member Months .....	X X X .....	1,813,726	2,327,075	4,582,625
2.	Net premium income (including \$.....0 non-health premium income) .....	X X X .....	26,489,295	37,938,356	74,381,234
3.	Change in unearned premium reserves and reserve for rate credits .....	X X X .....			
4.	Fee-for-service (net of \$.....0 medical expenses) .....	X X X .....			
5.	Risk revenue .....	X X X .....			
6.	Aggregate write-ins for other health care related revenues .....	X X X .....	1,293,796	1,702,307	2,751,612
7.	Aggregate write-ins for other non-health revenues .....	X X X .....			
8.	Total revenues (Lines 2 to 7) .....	X X X .....	27,783,091	39,640,663	77,132,846
<b>Hospital and Medical:</b>					
9.	Hospital/medical benefits .....				
10.	Other professional services .....		16,477,542	25,889,353	50,616,793
11.	Outside referrals .....				
12.	Emergency room and out-of-area .....				
13.	Prescription drugs .....				
14.	Aggregate write-ins for other hospital and medical .....				
15.	Incentive pool, withhold adjustments and bonus amounts .....				
16.	Subtotal (Lines 9 to 15) .....		16,477,542	25,889,353	50,616,793
<b>Less:</b>					
17.	Net reinsurance recoveries .....				
18.	Total hospital and medical (Lines 16 minus 17) .....		16,477,542	25,889,353	50,616,793
19.	Non-health claims (net) .....				
20.	Claims adjustment expenses, including \$.....0 cost containment expenses .....		230,692	765,778	1,203,706
21.	General administrative expenses .....		8,272,179	9,910,955	17,211,376
22.	Increase in reserves for life and accident and health contracts (including \$.....0 increase in reserves for life only) .....				
23.	Total underwriting deductions (Lines 18 through 22) .....		24,980,413	36,566,086	69,031,875
24.	Net underwriting gain or (loss) (Lines 8 minus 23) .....	X X X .....	2,802,678	3,074,577	8,100,971
25.	Net investment income earned .....		57,244	91,111	136,170
26.	Net realized capital gains (losses) less capital gains tax of \$.....0 .....		(1,901)	2,856	22,115
27.	Net investment gains or (losses) (Lines 25 plus 26) .....		55,343	93,967	158,285
28.	Net gain or (loss) from agents' or premium balances charged off [(amount recovered \$.....0) (amount charged off \$.....0)] .....			(66,572)	(208,863)
29.	Aggregate write-ins for other income or expenses .....				
30.	Net income or (loss) after capital gains tax and before all other federal income taxes (Lines 24 plus 27 plus 28 plus 29) .....	X X X .....	2,858,021	3,101,972	8,050,393
31.	Federal and foreign income taxes incurred .....	X X X .....	543,277	607,960	1,782,338
32.	Net income (loss) (Lines 30 minus 31) .....	X X X .....	2,314,744	2,494,012	6,268,055
<b>DETAILS OF WRITE-INS</b>					
0601.	Self Insured .....	X X X .....	1,293,796	1,702,307	2,751,612
0602.	.....	X X X .....			
0603.	.....	X X X .....			
0698.	Summary of remaining write-ins for Line 6 from overflow page .....	X X X .....			
0699.	TOTALS (Lines 0601 through 0603 plus 0698) (Line 6 above) .....	X X X .....	1,293,796	1,702,307	2,751,612
0701.	Other income .....	X X X .....			
0702.	.....	X X X .....			
0703.	.....	X X X .....			
0798.	Summary of remaining write-ins for Line 7 from overflow page .....	X X X .....			
0799.	TOTALS (Lines 0701 through 0703 plus 0798) (Line 7 above) .....	X X X .....			
1401.	.....				
1402.	.....				
1403.	.....				
1498.	Summary of remaining write-ins for Line 14 from overflow page .....				
1499.	TOTALS (Lines 1401 through 1403 plus 1498) (Line 14 above) .....				
2901.	.....				
2902.	.....				
2903.	.....				
2998.	Summary of remaining write-ins for Line 29 from overflow page .....				
2999.	TOTALS (Lines 2901 through 2903 plus 2998) (Line 29 above) .....				

**STATEMENT OF REVENUE AND EXPENSES (Continued)**

		1	2	3
		Current Year To Date	Prior Year To Date	Prior Year Ended December 31
<b>CAPITAL &amp; SURPLUS ACCOUNT</b>				
33.	Capital and surplus prior reporting year .....	16,393,773	13,357,709	13,357,709
34.	Net income or (loss) from Line 32 .....	2,314,744	2,494,012	6,268,055
35.	Change in valuation basis of aggregate policy and claim reserves .....			
36.	Change in net unrealized capital gains (losses) less capital gains tax of \$.....0 .....			
37.	Change in net unrealized foreign exchange capital gain or (loss) .....			
38.	Change in net deferred income tax .....	(137,931)	(88,223)	(9,824)
39.	Change in nonadmitted assets .....	399,045	187,565	577,833
40.	Change in unauthorized and certified reinsurance .....			
41.	Change in treasury stock .....			
42.	Change in surplus notes .....			
43.	Cumulative effect of changes in accounting principles .....			
44.	Capital Changes:			
44.1	Paid in .....			
44.2	Transferred from surplus (Stock Dividend) .....			
44.3	Transferred to surplus .....			
45.	Surplus adjustments:			
45.1	Paid in .....			
45.2	Transferred to capital (Stock Dividend) .....			
45.3	Transferred from capital .....	15,274	15,274	30,548
46.	Dividends to stockholders .....		(3,800,000)	(3,800,000)
47.	Aggregate write-ins for gains or (losses) in surplus .....	(15,274)	(15,274)	(30,548)
48.	Net change in capital and surplus (Lines 34 to 47) .....	2,575,858	(1,206,646)	3,036,064
49.	Capital and surplus end of reporting period (Line 33 plus 48) .....	18,969,631	12,151,063	16,393,773
<b>DETAILS OF WRITE-INS</b>				
4701.	Amortization of special surplus from gain on sale-leaseback .....	(15,274)	(15,274)	(30,548)
4702.	.....			
4703.	.....			
4798.	Summary of remaining write-ins for Line 47 from overflow page .....			
4799.	TOTALS (Lines 4701 through 4703 plus 4798) (Line 47 above) .....	(15,274)	(15,274)	(30,548)

CASH FLOW

		1	2	3
		Current	Prior	Prior
		Year	Year	Year Ended
		To Date	To Date	December 31
Cash from Operations				
1.	Premiums collected net of reinsurance .....	26,854,837	35,779,768	73,485,123
2.	Net investment income .....	88,229	48,958	214,629
3.	Miscellaneous income .....	1,293,796	1,702,307	2,751,612
4.	TOTAL (Lines 1 to 3) .....	28,236,862	37,531,033	76,451,364
5.	Benefit and loss related payments .....	17,476,797	25,002,099	51,304,761
6.	Net transfers to Separate Accounts, Segregated Accounts and Protected Cell Accounts .....			
7.	Commissions, expenses paid and aggregate write-ins for deductions .....	8,514,147	11,609,254	17,980,691
8.	Dividends paid to policyholders .....			
9.	Federal and foreign income taxes paid (recovered) net of \$.....0 tax on capital gains (losses) .....	1,844,246	2,095,843	1,579,063
10.	TOTAL (Lines 5 through 9) .....	27,835,190	38,707,196	70,864,515
11.	Net cash from operations (Line 4 minus Line 10) .....	401,672	(1,176,163)	5,586,849
Cash from Investments				
12.	Proceeds from investments sold, matured or repaid:			
12.1	Bonds .....	268,313		1,416,684
12.2	Stocks .....			
12.3	Mortgage loans .....			
12.4	Real estate .....			
12.5	Other invested assets .....			
12.6	Net gains or (losses) on cash, cash equivalents and short-term investments .....			
12.7	Miscellaneous proceeds .....			
12.8	TOTAL investment proceeds (Lines 12.1 to 12.7) .....	268,313		1,416,684
13.	Cost of investments acquired (long-term only):			
13.1	Bonds .....	271,677		876,734
13.2	Stocks .....			
13.3	Mortgage loans .....			
13.4	Real estate .....			
13.5	Other invested assets .....			
13.6	Miscellaneous applications .....			
13.7	TOTAL investments acquired (Lines 13.1 to 13.6) .....	271,677		876,734
14.	Net increase (or decrease) in contract loans and premium notes .....			
15.	Net cash from investments (Line 12.8 minus Line 13.7 and Line 14) .....	(3,364)		539,950
Cash from Financing and Miscellaneous Sources				
16.	Cash provided (applied):			
16.1	Surplus notes, capital notes .....			
16.2	Capital and paid in surplus, less treasury stock .....			
16.3	Borrowed funds .....			
16.4	Net deposits on deposit-type contracts and other insurance liabilities .....			
16.5	Dividends to stockholders .....		3,800,000	3,800,000
16.6	Other cash provided (applied) .....	1,883,192	(1,314,212)	(1,402,938)
17.	Net cash from financing and miscellaneous sources (Line 16.1 through 16.4 minus Line 16.5 plus Line 16.6) .....	1,883,192	(5,114,212)	(5,202,938)
RECONCILIATION OF CASH, CASH EQUIVALENTS AND SHORT-TERM INVESTMENTS				
18.	Net change in cash, cash equivalents and short-term investments (Line 11, plus Lines 15 and 17) .....	2,281,500	(6,290,375)	923,861
19.	Cash, cash equivalents and short-term investments:			
19.1	Beginning of year .....	14,740,597	13,816,737	13,816,736
19.2	End of period (Line 18 plus Line 19.1) .....	17,022,097	7,526,362	14,740,597

Note: Supplemental Disclosures of Cash Flow Information for Non-Cash Transactions:

20.0001				
---------	--	--	--	--

EXHIBIT OF PREMIUMS, ENROLLMENT AND UTILIZATION

	1  Total	Comprehensive (Hospital & Medical)		4  Medicare Supplement	5  Vision Only	6  Dental Only	7  Federal Employees Health Benefits Plan	8  Title XVIII Medicare	9  Title XIX Medicaid	10  Other
		2  Individual	3  Group							
Total Members at end of:										
1. Prior Year .....	370,870					370,870				
2. First Quarter .....	320,973					320,973				
3. Second Quarter .....	271,829					271,829				
4. Third Quarter .....										
5. Current Year .....										
6. Current Year Member Months .....	1,813,726					1,813,726				
Total Member Ambulatory Encounters for Period:										
7. Physician .....										
8. Non-Physician .....										
9. Total .....										
10. Hospital Patient Days Incurred .....										
11. Number of Inpatient Admissions .....										
12. Health Premiums Written (a) .....	26,489,295					26,489,295				
13. Life Premiums Direct .....										
14. Property/Casualty Premiums Written .....										
15. Health Premiums Earned .....	26,048,577					26,048,577				
16. Property/Casualty Premiums Earned .....										
17. Amount Paid for Provision of Health Care Services .....	17,476,797					17,476,797				
18. Amount Incurred for Provision of Health Care Services .....	16,477,542					16,477,542				

(a) For health premiums written: amount of Medicare Title XVIII exempt from state taxes or fees \$.0.

**CLAIMS UNPAID AND INCENTIVE POOL, WITHHOLD AND BONUS (Reported and Unreported)**

Aging Analysis of Unpaid Claims						
1 Account	2 1 - 30 Days	3 31 - 60 Days	4 61 - 90 Days	5 91 - 120 days	6 Over 120 Days	7 Total
<b>Claims unpaid (Reported)</b>						
IBNR .....	939,805	258,096	167,748	127,353	284,993	1,777,995
0199999 Individually Listed Claims Unpaid .....	939,805	258,096	167,748	127,353	284,993	1,777,995
0299999 Aggregate Accounts Not Individually Listed - Uncovered .....						
0399999 Aggregate Accounts Not Individually Listed - Covered .....						
0499999 Subtotals .....	939,805	258,096	167,748	127,353	284,993	1,777,995
0599999 Unreported claims and other claim reserves .....						
0699999 Total Amounts Withheld .....						
0799999 Total Claims Unpaid .....						1,777,995
0899999 Accrued Medical Incentive Pool And Bonus Amounts .....						



**UNDERWRITING AND INVESTMENT EXHIBIT**

**ANALYSIS OF CLAIMS UNPAID-PRIOR YEAR-NET OF REINSURANCE**

Line of Business		Claims Paid Year to Date		Liability End of Current Quarter		5	6
		1	2	3	4	Claims Incurred in Prior Years (Columns 1+3)	Estimated Claim Reserve and Claim Liability Dec 31 of Prior Year
		On Claims Incurred Prior to January 1 of Current Year	On Claims Incurred During the Year	On Claims Unpaid Dec 31 of Prior Year	On Claims Incurred During the Year		
1.	Comprehensive (hospital & medical) .....						
2.	Medicare Supplement .....						
3.	Dental only .....	2,051,679	15,425,119	152,120	1,625,875	2,203,799	2,777,250
4.	Vision only .....						
5.	Federal Employees Health Benefits Plan .....						
6.	Title XVIII - Medicare .....						
7.	Title XIX - Medicaid .....						
8.	Other health .....						
9.	Health subtotal (Lines 1 to 8) .....	2,051,679	15,425,119	152,120	1,625,875	2,203,799	2,777,250
10.	Healthcare receivables (a) .....						
11.	Other non-health .....						
12.	Medical incentive pools and bonus amounts .....						
13.	Totals (Lines 9 - 10 + 11 + 12) .....	2,051,679	15,425,119	152,120	1,625,875	2,203,799	2,777,250

(a) Excludes \$.00 loans or advances to providers not yet expensed.









# Notes to Financial Statements

## 1. Summary of Significant Accounting Policies and Going Concern

### A) Accounting Practices

No significant changes from December 31, 2021. The statement has been completed in accordance with the Accounting Practices and Procedures Manual.

A reconciliation of the Company’s net income and capital and surplus between NAIC SAP and practices prescribed and permitted by the State of Texas is shown below:

	(1)	Dental Care Plus, Inc. state basis	<u>72</u>	<u>4</u>	<u>32</u>	\$	<u>2,314,744</u>	\$	<u>6,268,055</u>
	(2)	State Prescribed Practices that increase/(decrease) NAIC SAP: e.g. Depreciation of fixed assets					-		-
	(3)	State Permitted Practices that increase/(decrease) NAIC SAP: e.g. Depreciation, home office property					-		-
	(4)	NAIC SAP (1-2-3=4)	<u>72</u>	<u>4</u>	<u>32</u>	\$	<u>2,314,744</u>	\$	<u>6,268,055</u>
SURPLUS									
	(5)	Dental Care Plus, Inc. state basis	<u>72</u>	<u>3</u>	<u>33</u>	\$	<u>18,969,631</u>	\$	<u>16,393,773</u>
	(6)	State Prescribed Practices that increase/(decrease) NAIC SAP: e.g. Goodwill, net e.g. Fixed assets, net					-		-
	(7)	State Permitted Practices that increase/(decrease) NAIC SAP: e.g. Home office property					-		-
	(8)	NAIC SAP (5-6-7=8)	<u>72</u>	<u>3</u>	<u>33</u>	\$	<u>18,969,631</u>	\$	<u>16,393,773</u>

### B) Use of Estimates in the Preparation of the Financial Statements

The preparation of financial statements in conformity with Statutory Accounting Principles requires management to make estimates and assumptions that affect the reported amounts of assets and liabilities. It also requires disclosure of contingent liabilities at the date of the financial statements and the reported amounts of revenues and expenses during the reporting periods. Actual results could differ from those estimates.

### C) Accounting Policies

The Company uses the following accounting policies:

- 1. No Change.
- 2. No Change.
- 3. No Change.
- 4. No Change.
- 5. No Change.
- 6. No Change.
- 7. No Change.
- 8. No Change.
- 9. No Change.
- 10. No Change.
- 11) No Change.
- 12) No Change.
- 13) No Change.

Notes to Financial Statements

D) Going Concern

1) - 4) No Change.

2. Accounting Changes and Corrections of Errors

No Change.

3. Business Combinations and Goodwill

1) – 4) No Change

4. Discontinued Operations

1) – 4) None

5. Investments

A) – K) No Change

L)

(1) Restricted Assets

	1	2	3	4	5	6	7
	Total Gross (Admitted & Nonadmitted) Restricted from Current Year	Total Gross (Admitted & Nonadmitted) Restricted from Prior Year	Increase/(Decrease) (1 minus 2)	Total Current Year Nonadmitted Restricted	Total Current Year Admitted Restricted (1 minus 4)	Gross (Admitted & Nonadmitted) Restricted to Total Assets (a)	Admitted Restricted to Total Admitted Assets (b)
Restricted Asset Category							
a. Subject to contractual obligation for which liability is not shown	\$ -	\$ -	\$ -	\$ -	\$ -	0%	\$ -
b. Collateral held under security lending agreements	\$ -	\$ -	\$ -	\$ -	\$ -	0%	\$ -
c. Subject to repurchase agreements	\$ -	\$ -	\$ -	\$ -	\$ -	0%	\$ -
d. Subject to reverse repurchase agreements	\$ -	\$ -	\$ -	\$ -	\$ -	0%	\$ -
e. Subject to dollar repurchase agreements	\$ -	\$ -	\$ -	\$ -	\$ -	0%	\$ -
f. Subject to dollar reverse repurchase agreements	\$ -	\$ -	\$ -	\$ -	\$ -	0%	\$ -
g. Placed under option contracts	\$ -	\$ -	\$ -	\$ -	\$ -	0%	\$ -
h. Letter stock or securities restricted as to sale – excluding FHLB capital stock	\$ -	\$ -	\$ -	\$ -	\$ -	0%	\$ -
i. FHLB capital stock	\$ -	\$ -	\$ -	\$ -	\$ -	0%	\$ -
j. On deposit with states	\$ 1,871,267	\$ 1,854,436	\$ 16,831	\$ -	\$ 1,871,267	7%	\$ 0
k. On deposit with other regulatory bodies	\$ -	\$ -	\$ -		\$ -	0%	\$ -
l. Pledged as collateral to FHLB (including assets backing funding agreements)	\$ -	\$ -	\$ -		\$ -	0%	\$ -
m. Pledged as collateral not captured in other categories	\$ -	\$ -	\$ -		\$ -	0%	\$ -
n. Other restricted assets	\$ -	\$ -	\$ -		\$ -	0%	\$ -
o. Total Restricted Assets	\$ 1,871,267	\$ 1,854,436	\$ 16,831	\$ -	\$ 1,871,267	7%	\$ 0

(2) No Change.

(3) No Change.

(4) No Change.

**Notes to Financial Statements**

M) – R) No Change.

**6. Joint Ventures, Partnerships and Limited Liability Companies**

A) – B) None

**7. Investment Income**

- A) All investment income due and accrued with amounts that are over 90 days past due are excluded from surplus.
- B) The Company did not exclude any investment income due and accrued.

**8. Derivative Instruments**

A) – H) None

**9. Income Taxes**

- A) No Change.
- B) No Change.
- C) No Change
- D) No Change:
- E) No Change
- F) No Change
- G) No Change

**10. Information Concerning Parent, Subsidiaries and Affiliates**

- A) On June 1, 2022, a subsidiary of Sun Life Financial Inc. acquired DentaQuest Group, Inc. from CareQuest Institute for Oral Health, Inc. and minority shareholder CP Monarch, L.P. As a result, Schedule Y for the group that includes the reporting entity now includes all of Sun Life Financial Inc.’s affiliates.
- B) No Change.
- C) No Change.
- D) No Change.
- E) No Change.
- F) No Change.
- G) No Change.
- H) - N) No Change.

**11. Debt**

- A) The Company had no capital notes outstanding.
- B) The Company had no debt outstanding.

**12. Retirement Plan**

- A) - I) The company had no retirement plans, deferred compensation, postemployment benefits, compensated absences, or other postretirement benefit plans.

**13. Capital and Surplus, Shareholders’ Dividend Restrictions and Quasi- Reorganizations**

**Notes to Financial Statements**

- 1) No Change.
- 2) No Change.
- 3) No Change.
- 4) No Change.
- 5) No Change.
- 6) No Change.
- 7) No Change.
- 8) No Change.
- 9) No Change.
- 10) No Change.
- 11) No Change.
- 12) No Change.
- 13) No Change

**14. Liabilities, Contingencies, and Assessments**

- A) No Change.
- B) No Change.
- C) No Change.
- D) No Change.
- E) No Change.
- F) No Change.

**15. Leases**

- A) – B) The Company has no lease obligations.

**16. Information about Financial Instruments with Off-Balance Sheet Risk and Financial Instruments with Concentrations of Credit Risk**

No Change.

**17. Sale, Transfer and Servicing of Financial Assets and Extinguishments of Liabilities**

- A) The Company did not sell or transfer any receivables reported as sales.
- B) The Company did not sell or transfer any financial assets.
- C) There were no wash sales.

**18. Gain or Loss to the Reporting Entity from Uninsured A&H Plans and the Uninsured Portion of Partially Insured Plans**

- A) – D) No Change.

**19. Direct Premiums Written/Produced by Managing General Agents/Third Party Administrators**

**Notes to Financial Statements**

No Change.

**20. Fair Value Measurements**

- A) No Change
- B) No Change.
- C) No Change.
- D) No Change.
- E) No Change.

**21. Other Items**

- A) No Change.
- B) No Change.
- C) No Change.
- D) No Change.
- E) No Change.
- F) No Change.
- G) No Change.
- H) No Change.

**22. Events Subsequent**

No Change

**23. Reinsurance**

- A) – D) No Change.

**24. Retrospectively Rated Contracts and Contracts Subject to Redetermination**

- A) No Change.
- B) – D) No Change.
- E) No Change.

**25. Change in Insured Claims and Claim Adjustment Expenses**

Reserves including accrued claims adjustment expenses as of June 30, 2022 were \$1,826,000. During the six-month period ended June 30, 2022, \$2,052,000 was paid for incurred claims and claim adjustment expenses attributable to insured events of prior years. Reserves remaining for prior years are \$152,000 as a result of re-estimation of unpaid claims and claim adjustment expenses. Accordingly, there was a \$570,000 favorable decrease of prior-year reserves during the six-months ended June 30, 2022. The decrease is generally the result of ongoing analysis of recent loss development trends. Original estimates are increased or decreased as additional information becomes known regarding individual claims and the markets in which the Company operates.

**26. Intercompany Pooling Arrangements**

No Change.

**27. Structured Settlements**

**Notes to Financial Statements**

No Change.

**28. Health Care Receivables**

No Change.

**29. Participating Policies**

No Change.

**30. Premium Deficiency Reserves**

No Change.

**31. Anticipated Salvage and Subrogation**

No Change.

**GENERAL INTERROGATORIES**

**PART 1 - COMMON INTERROGATORIES**  
**GENERAL**

- 1.1 Did the reporting entity experience any material transactions requiring the filing of Disclosure of Material Transactions with the State of Domicile, as required by the Model Act?

Yes[ ] No[X]
- 1.2 If yes, has the report been filed with the domiciliary state?

Yes[ ] No[ ] N/A[X]
- 2.1 Has any change been made during the year of this statement in the charter, by-laws, articles of incorporation, or deed of settlement of the reporting entity?

Yes[ ] No[X]
- 2.2 If yes, date of change:

.....
- 3.1 Is the reporting entity a member of an Insurance Holding Company System consisting of two or more affiliated persons, one or more of which is an insurer?

Yes[X] No[ ]
- If yes, complete Schedule Y, Parts 1 and 1A.
- 3.2 Have there been any substantial changes in the organizational chart since the prior quarter end?

Yes[X] No[ ]
- 3.3 If the response to 3.2 is yes, provide a brief description of those changes:

On June 1, 2022, a subsidiary of Sun Life Financial Inc., acquired DentaQuest Group, Inc. from CareQuest Institute for Oral Health, Inc. and minority shareholder CP Monarch, L.P. As a result, Schedule Y for the group that includes this reporting entity now includes all of Sun Life Financial Inc.'s affiliates.
- 3.4 Is the reporting entity publicly traded or a member of a publicly traded group?

Yes[X] No[ ]
- 3.5 If the response to 3.4 is yes, provide the CIK (Central Index Key) code issued by the SEC for the entity/group.

0001097362
- 4.1 Has the reporting entity been a party to a merger or consolidation during the period covered by this statement?

Yes[ ] No[X]
- 4.2 If yes, provide the name of entity, NAIC Company Code, and state of domicile (use two letter state abbreviation) for any entity that has ceased to exist as a result of the merger or consolidation.

1	2	3
Name of Entity	NAIC Company Code	State of Domicile
.....	.....	.....

5. If the reporting entity is subject to a management agreement, including third-party administrator(s), managing general agent(s), attorney-in-fact, or similar agreement, have there been any significant changes regarding the terms of the agreement or principals involved?

If yes, attach an explanation.

Yes[ ] No[X] N/A[ ]
- 6.1 State as of what date the latest financial examination of the reporting entity was made or is being made.

.....12/31/2019.....
- 6.2 State the as of date that the latest financial examination report became available from either the state of domicile or the reporting entity. This date should be the date of the examined balance sheet and not the date the report was completed or released.

.....12/31/2019.....
- 6.3 State as of what date the latest financial examination report became available to other states or the public from either the state of domicile or the reporting entity. This is the release date or completion date of the examination report and not the date of the examination (balance sheet date).

.....05/26/2021.....
- 6.4 By what department or departments?
- 6.5 Have all financial statement adjustments within the latest financial examination report been accounted for in a subsequent financial statement filed with Departments?

Yes[X] No[ ] N/A[ ]
- 6.6 Have all of the recommendations within the latest financial examination report been complied with?

Yes[X] No[ ] N/A[ ]
- 7.1 Has this reporting entity had any Certificates of Authority, licenses or registrations (including corporate registration, if applicable) suspended or revoked by any governmental entity during the reporting period?

Yes[ ] No[X]
- 7.2 If yes, give full information
- 8.1 Is the company a subsidiary of a bank holding company regulated by the Federal Reserve Board?

Yes[ ] No[X]
- 8.2 If response to 8.1 is yes, please identify the name of the bank holding company.
- 8.3 Is the company affiliated with one or more banks, thrifts or securities firms?

Yes[ ] No[X]
- 8.4 If response to 8.3 is yes, please provide below the names and location (city and state of the main office) of any affiliates regulated by a federal regulatory services agency [i.e. the Federal Reserve Board (FRB), the Office of the Comptroller of the Currency (OCC), the Federal Deposit Insurance Corporation (FDIC) and the Securities Exchange Commission (SEC)] and identify the affiliate's primary federal regulator.]

1	2	3	4	5	6
Affiliate Name	Location (City, State)	FRB	OCC	FDIC	SEC
.....	.....	.....	.....	.....	.....

- 9.1 Are the senior officers (principal executive officer, principal financial officer, principal accounting officer or controller, or persons performing similar functions) of the reporting entity subject to a code of ethics, which includes the following standards?

(a) Honest and ethical conduct, including the ethical handling of actual or apparent conflicts of interest between personal and professional relationships;

(b) Full, fair, accurate, timely and understandable disclosure in the periodic reports required to be filed by the reporting entity;

(c) Compliance with applicable governmental laws, rules and regulations;

(d) The prompt internal reporting of violations to an appropriate person or persons identified in the code; and

(e) Accountability for adherence to the code.

Yes[X] No[ ]
- 9.11 If the response to 9.1 is No, please explain:
- 9.2 Has the code of ethics for senior managers been amended?

Yes[ ] No[X]
- 9.21 If the response to 9.2 is Yes, provide information related to amendment(s).
- 9.3 Have any provisions of the code of ethics been waived for any of the specified officers?

Yes[ ] No[X]
- 9.31 If the response to 9.3 is Yes, provide the nature of any waiver(s).

**FINANCIAL**

- 10.1 Does the reporting entity report any amounts due from parent, subsidiaries or affiliates on Page 2 of this statement?

Yes[X] No[ ]
- 10.2 If yes, indicate any amounts receivable from parent included in the Page 2 amount:

\$.....578,426

**INVESTMENT**

- 11.1 Were any of the stocks, bonds, or other assets of the reporting entity loaned, placed under option agreement, or otherwise made available for use by another person? (Exclude securities under securities lending agreements.)

Yes[ ] No[X]
- 11.2 If yes, give full and complete information relating thereto:
12. Amount of real estate and mortgages held in other invested assets in Schedule BA:

\$.....0
13. Amount of real estate and mortgages held in short-term investments:

\$.....0
- 14.1 Does the reporting entity have any investments in parent, subsidiaries and affiliates?

Yes[ ] No[X]



**GENERAL INTERROGATORIES (Continued)**

**INVESTMENT**

14.2 If yes, please complete the following:

	1 Prior Year-End Book/Adjusted Carrying Value	2 Current Quarter Book/Adjusted Carrying Value
14.21 Bonds .....		
14.22 Preferred Stock .....		
14.23 Common Stock .....		
14.24 Short-Term Investments .....		
14.25 Mortgages Loans on Real Estate .....		
14.26 All Other .....		
14.27 Total Investment in Parent, Subsidiaries and Affiliates (Subtotal Lines 14.21 to 14.26) .....		
14.28 Total Investment in Parent included in Lines 14.21 to 14.26 above .....		

15.1 Has the reporting entity entered into any hedging transactions reported on Schedule DB?

Yes[ ] No[X]

15.2 If yes, has a comprehensive description of the hedging program been made available to the domiciliary state?

Yes[ ] No[ ] N/A[X]

If no, attach a description with this statement.

16. For the reporting entity's security lending program, state the amount of the following as of the current statement date:

16.1 Total fair value of reinvested collateral assets reported on Schedule DL, Parts 1 and 2

\$ ..... 0

16.2 Total book adjusted/carrying value of reinvested collateral assets reported on Schedule DL, Parts 1 and 2

\$ ..... 0

16.3 Total payable for securities lending reported on the liability page

\$ ..... 0

17. Excluding items in Schedule E - Part 3 - Special Deposits, real estate, mortgage loans and investments held physically in the reporting entity's offices, vaults or safety deposit boxes, were all stocks, bonds and other securities, owned throughout the current year held pursuant to a custodial agreement with a qualified bank or trust company in accordance with Section 1, III - General Examination Considerations, F. Outsourcing of Critical Functions, Custodial or Safekeeping Agreements of the NAIC Financial Condition Examiners Handbook?

Yes[X] No[ ]

17.1 For all agreements that comply with the requirements of the NAIC Financial Condition Examiners Handbook, complete the following:

1 Name of Custodian(s)	2 Custodian Address
Fifth Third Securities Inc. ....	38 Fountain Sq. Plaza, Cinti, OH 45238 .....
UBS Financial Services .....	8044 Montgomery Rd., Cinti OH, 45236 .....

17.2 For all agreements that do not comply with the requirements of the NAIC Financial Condition Examiners Handbook, provide the name, location and a complete explanation:

1 Name(s)	2 Location(s)	3 Complete Explanation(s)
.....	.....	.....

17.3 Have there been any changes, including name changes, in the custodian(s) identified in 17.1 during the current quarter?

Yes[ ] No[X]

17.4 If yes, give full and complete information relating thereto:

1 Old Custodian	2 New Custodian	3 Date of Change	4 Reason
.....	.....	.....	.....

17.5 Investment management - Identify all investment advisors, investment managers, broker/dealers, including individuals that have the authority to make investment decisions on behalf of the reporting entity. For assets that are managed internally by employees of the reporting entity, note as such. ["...that have access to the investment accounts"; "...handle securities"]

1 Name of Firm or Individual	2 Affiliation
Cincinnati Asset Management, Inc. ....	..... U .....

17.5097 For those firms/individuals listed in the table for Question 17.5, do any firms/individuals unaffiliated with the reporting entity (i.e. designated with a "U") manage more than 10% of the reporting entity's invested assets?

Yes[X] No[ ]

17.5098 For firms/individuals unaffiliated with the reporting entity (i.e. designated with a "U") listed in the table for Question 17.5, does the total assets under management aggregate to more than 50% of the reporting entity's invested assets?

Yes[ ] No[X]

17.6 For those firms or individuals listed in the table for 17.5 with an affiliation code of "A" (affiliated) or "U" (unaffiliated), provide the information for the table below.

1 Central Registration Depository Number	2 Name of Firm or Individual	3 Legal Entity Identifier (LEI)	4 Registered With	5 Investment Management Agreement (IMA) Filed
104946 .....	Cincinnati Asset Mgmnt ....	801-34376 .....	.....	.....

18.1 Have all the filing requirements of the Purposes and Procedures Manual of the NAIC Investment Analysis Office been followed?

Yes[X] No[ ]

18.2 If no, list exceptions:

19. By self-designating 5GI securities, the reporting entity is certifying the following elements for each self-designated 5GI security:

a. Documentation necessary to permit a full credit analysis of the security does not exist or an NAIC CRP credit rating for an FE or PL security is not available.

b. Issuer or obligor is current on all contracted interest and principal payments.

c. The insurer has an actual expectation of ultimate payment of all contracted interest and principal.

Has the reporting entity self-designated 5GI securities?

Yes[ ] No[X]

20. By self-designating PLGI securities, the reporting entity is certifying the following elements of each self-designated PLGI security:

a. The security was purchased prior to January 1, 2018.

**GENERAL INTERROGATORIES (Continued)**

- b. The reporting entity is holding capital commensurate with the NAIC Designation reported for the security.
- c. The NAIC Designation was derived from the credit rating assigned by an NAIC CRP in its legal capacity as a NRSRO which is shown on a current private letter rating held by the insurer and available for examination by state insurance regulators.
- d. The reporting entity is not permitted to share this credit rating of the PL security with the SVO.

Has the reporting entity self-designated PLGI securities? Yes[ ] No[X]

21. By assigning FE to a Schedule BA non-registered private fund, the reporting entity is certifying the following elements of each self-designated FE fund:

- a. The shares were purchased prior to January 1, 2019.
- b. The reporting entity is holding capital commensurate with the NAIC Designation reported for the security
- c. The security had a public credit rating(s) with annual surveillance assigned by an NAIC CRP in its legal capacity as an NRSRO prior to January 1, 2019.
- d. The fund only or predominantly holds bonds in its portfolio.
- e. The current reported NAIC Designation was derived from the public credit rating(s) with annual surveillance assigned by an NAIC CRP in its legal capacity as an NRSRO.
- f. The public credit rating(s) with annual surveillance assigned by an NAIC CRP has not lapsed.

Has the reporting entity assigned FE to Schedule BA non-registered private funds that complied with the above criteria? Yes[ ] No[X]

**GENERAL INTERROGATORIES**

**PART 2 - HEALTH**

1. Operating Percentages:	
1.1 A&H loss percent	..... 0.000%
1.2 A&H cost containment percent	..... 0.000%
1.3 A&H expense percent excluding cost containment expenses	..... 0.000%
2.1 Do you act as a custodian for health savings accounts?	Yes[ ] No[X]
2.2 If yes, please provide the amount of custodial funds held as of the reporting date.	\$..... 0
2.3 Do you act as an administrator for health savings accounts?	Yes[ ] No[X]
2.4 If yes, please provide the balance of the funds administered as of the reporting date.	\$..... 0
3. Is the reporting entity licensed or chartered, registered, qualified, eligible or writing business in at least two states?	Yes[X] No[ ]
3.1 If no, does the reporting entity assume reinsurance business that covers risks residing in at least one state other than the state of domicile of the reporting entity?	Yes[ ] No[X]

**SCHEDULE S - CEDED REINSURANCE**  
**Showing All New Reinsurance Treaties - Current Year to Date**

1 NAIC Company Code	2 ID Number	3 Effective Date	4 Name of Reinsurer	5 Domiciliary Jurisdiction	6 Type of Reinsurance Ceded	7 Type of Business Ceded	8 Type of Reinsurer	9 Certified Reinsurer Rating (1 through 6)	10 Effective Date of Certified Reinsurer Rating

**SCHEDULE T - PREMIUMS AND OTHER CONSIDERATIONS**  
**Current Year to Date - Allocated by States and Territories**

		Direct Business Only									
		1	2	3	4	5	6	7	8	9	10
State, Etc.		Active Status (a)	Accident and Health Premiums	Medicare Title XVIII	Medicaid Title XIX	CHIP Title XXI	Federal Employees Health Benefits Program Premiums	Life and Annuity Premiums and Other Considerations	Property/ Casualty Premiums	Total Columns 2 Through 8	Deposit -Type Contracts
1.	Alabama (AL) .....	L ..	287,607							287,607	
2.	Alaska (AK) .....	N ..									
3.	Arizona (AZ) .....	L ..	160,309							160,309	
4.	Arkansas (AR) .....	N ..									
5.	California (CA) .....	N ..									
6.	Colorado (CO) .....	N ..									
7.	Connecticut (CT) .....	N ..									
8.	Delaware (DE) .....	N ..									
9.	District of Columbia (DC) .....	N ..									
10.	Florida (FL) .....	N ..									
11.	Georgia (GA) .....	L ..	505,858							505,858	
12.	Hawaii (HI) .....	N ..									
13.	Idaho (ID) .....	N ..									
14.	Illinois (IL) .....	L ..	328,088							328,088	
15.	Indiana (IN) .....	L ..	570,462							570,462	
16.	Iowa (IA) .....	N ..									
17.	Kansas (KS) .....	N ..									
18.	Kentucky (KY) .....	L ..	3,632,831							3,632,831	
19.	Louisiana (LA) .....	N ..									
20.	Maine (ME) .....	N ..									
21.	Maryland (MD) .....	N ..									
22.	Massachusetts (MA) .....	N ..									
23.	Michigan (MI) .....	L ..	322,516							322,516	
24.	Minnesota (MN) .....	N ..									
25.	Mississippi (MS) .....	N ..									
26.	Missouri (MO) .....	L ..	356,345							356,345	
27.	Montana (MT) .....	N ..									
28.	Nebraska (NE) .....	N ..									
29.	Nevada (NV) .....	N ..									
30.	New Hampshire (NH) .....	N ..									
31.	New Jersey (NJ) .....	N ..									
32.	New Mexico (NM) .....	N ..									
33.	New York (NY) .....	N ..									
34.	North Carolina (NC) .....	N ..									
35.	North Dakota (ND) .....	N ..									
36.	Ohio (OH) .....	L ..	17,595,936							17,595,936	
37.	Oklahoma (OK) .....	N ..									
38.	Oregon (OR) .....	N ..									
39.	Pennsylvania (PA) .....	N ..									
40.	Rhode Island (RI) .....	N ..									
41.	South Carolina (SC) .....	N ..									
42.	South Dakota (SD) .....	N ..									
43.	Tennessee (TN) .....	L ..	342,758							342,758	
44.	Texas (TX) .....	L ..	1,543,395							1,543,395	
45.	Utah (UT) .....	L ..	252,008							252,008	
46.	Vermont (VT) .....	N ..									
47.	Virginia (VA) .....	L ..	347,385							347,385	
48.	Washington (WA) .....	N ..									
49.	West Virginia (WV) .....	N ..									
50.	Wisconsin (WI) .....	L ..	233,797							233,797	
51.	Wyoming (WY) .....	N ..									
52.	American Samoa (AS) .....	N ..									
53.	Guam (GU) .....	N ..									
54.	Puerto Rico (PR) .....	N ..									
55.	U.S. Virgin Islands (VI) .....	N ..									
56.	Northern Mariana Islands (MP) .....	N ..									
57.	Canada (CAN) .....	N ..									
58.	Aggregate other alien (OT) .....	X X X									
59.	Subtotal .....	X X X	26,479,295							26,479,295	
60.	Reporting entity contributions for Employee Benefit Plans .....	X X X									
61.	Total (Direct Business) .....	X X X	26,479,295							26,479,295	
DETAILS OF WRITE-INS											
58001.	.....	X X X									
58002.	.....	X X X									
58003.	.....	X X X									
58998.	Summary of remaining write-ins for Line 58 from overflow page .....	X X X									
58999.	TOTALS (Lines 58001 through 58003 plus 58998) (Line 58 above) .....	X X X									

(a) Active Status Counts:

L – Licensed or Chartered - Licensed insurance carrier or domiciled RRG  
E – Eligible - Reporting entities eligible or approved to write surplus lines in the state  
N – None of the above – Not allowed to write business in the state

14

R – Registered - Non-domiciled RRGs  
Q – Qualified - Qualified or accredited reinsurer

43

**SCHEDULE Y - INFORMATION CONCERNING ACTIVITIES OF INSURER**  
**MEMBERS OF A HOLDING COMPANY GROUP**  
**PART 1 - ORGANIZATIONAL CHART**

Federal ID#	Entity Name	% of Voting Shares	Insurer / Non-Insurer	Note
98-0226074	Sun Life Financial Inc. – Foreign Operations			
	12172364 Canada Inc.	100%	Non-Insurer	
	13437485 Canada Inc.	100%	Non-Insurer	
	13437531 Canada Inc.	100%	Non-Insurer	
	6324983 Canada Inc.	100%	Non-Insurer	
	Sun Life Investment Holdings (UK Funds) Inc.	100%	Non-Insurer	
	Sun Life LRCN Trust	100%	Non-Insurer	
	Sun Life Global Investments Inc. – United States Operations	100%	Non-Insurer	
	Sun Life 2007-1 Financing Corp.	100%	Non-Insurer	
	Sun Life (Bermuda) Finance No. 1 Ltd.	100%	Non-Insurer	
	Sun Life (Hungary) Finance No. 1 Kft	100%	Non-Insurer	
	Sun Life (Luxembourg) Finance No. 1 SARL	100%	Non-Insurer	
04-3401283	Sun Life Assurance Company of Canada - U.S. Operations Holdings, Inc.	15%	Non-Insurer	1
04-3401283	Sun Life Assurance Company of Canada - U.S. Operations Holdings, Inc.	70%	Non-Insurer	1
20-4056199	DentaQuest Group, Inc.	100%	Non-Insurer	
20-0390099	DentaQuest, LLC	100%	Non-Insurer	
61-1301274	Adenta, Inc.	100%	Non-Insurer	
20-1391244	DCP Holding Company	100%	Non-Insurer	
31-1185262 96265 OH	Dental Care Plus, Inc.	100%	Insurer	
32-0487994	DentaQuest Care Group Management, LLC	100%	Non-Insurer	
20-8939962	Advantage Community Holding Company, LLC	100%	Non-Insurer	
93-1156986	Advantage Dental Plan, Inc.	100%	Non-Insurer	
45-4129709	Oregon Community Dental Care	100%	Non-Insurer	
93-1195386	Advantage Dental Services, LLC	100%	Non-Insurer	
57-1140840	Advantage Leveraged Lenders, Inc.	100%	Non-Insurer	
26-3981367	Advantage Support Services, LLC	100%	Non-Insurer	
26-3981408	Advantage Consulting Services, LLC	100%	Non-Insurer	
	Advantage Harbor QALICB, LLC	100%	Non-Insurer	
	Advantage La Pine QALICB, LLC	100%	Non-Insurer	
	Advantage QALICB-1, LLC	100%	Non-Insurer	
87-2778161	DQCGM of Alabama, LLC	100%	Non-Insurer	

**SCHEDULE Y - INFORMATION CONCERNING ACTIVITIES OF INSURER**  
**MEMBERS OF A HOLDING COMPANY GROUP**  
**PART 1 - ORGANIZATIONAL CHART**

Federal ID#	Entity Name	% of Voting Shares	Insurer / Non-Insurer	Note
20-0232609	Advantage Dental Oral Health and Vision Center of Alabama, P.C.	0%	Non-Insurer	2
87-3142270	DQCGM of Florida, LLC	100%	Non-Insurer	
87-3780957	Advantage Dental Oral Health Center of Florida, P.A.	0%	Non-Insurer	2
84-1851756	DQCGM of Massachusetts, LLC	100%	Non-Insurer	
84-1891315	DentaQuest Oral Health Center of Massachusetts, P.C.	0%	Non-Insurer	2
27-0357326	DQCGM of Oregon, LLC	100%	Non-Insurer	
80-0437099	Advantage Dental Group, P.C.	0%	Non-Insurer	2
84-3407897	DQCGM of Washington, LLC	100%	Non-Insurer	
20-2758287	Gary W. Allen, D.M.D., P.C.	0%	Non-Insurer	2
81-0616910	DentaQuest Ipa of New York, LLC	100%	Non-Insurer	
11-3692025	DentaQuest of Arizona, LLC	100%	Non-Insurer	
65-0743731	DentaQuest of Florida, Inc.	100%	Non-Insurer	
14-1885493	DentaQuest of Georgia, LLC	100%	Non-Insurer	
42-1529687	DentaQuest of Illinois, LLC	100%	Non-Insurer	
61-1871504	DentaQuest of Iowa, LLC	100%	Non-Insurer	
14-1885490	DentaQuest of Kentucky, LLC	100%	Non-Insurer	
81-0567214	DentaQuest of Maryland, LLC	100%	Non-Insurer	
56-2356445	DentaQuest of Minnesota, LLC	100%	Non-Insurer	
56-2356433	DentaQuest of New Jersey, LLC	100%	Insurer	
16647 NJ				
14-1885481	DentaQuest of New Mexico, LLC	100%	Non-Insurer	
14-1885500	DentaQuest of New York, LLC	100%	Non-Insurer	
35-2177954	DentaQuest of Tennessee, LLC	100%	Non-Insurer	
20-2970185	DentaQuest USA Insurance Company, Inc.	100%	Insurer	
12307 TX				
59-0397210	DSM USA Insurance Company, Inc.	100%	Insurer	
67636 TX				
20-1455615	Insurance Associates Plus, Inc.	100%	Non-Insurer	
33-0672992	Pacific Dental Network, Inc.	100%	Non-Insurer	
93-0954061	California Dental Network, Inc.	100%	Insurer	
27-1693969	The Ohio Retiree Dental Benefits Association LLC	100%	Non-Insurer	
20-8998687	SL Finance 2007-1, Inc.	100%	Non-Insurer	
	SL Investment 2007-1 ULC	100%	Non-Insurer	

**SCHEDULE Y - INFORMATION CONCERNING ACTIVITIES OF INSURER**  
**MEMBERS OF A HOLDING COMPANY GROUP**  
**PART 1 - ORGANIZATIONAL CHART**

Federal ID#	Entity Name	% of Voting Shares	Insurer / Non-Insurer	Note
84-4711925	Sun Life (U.S.) HoldCo 2020, Inc.	100%	Non-Insurer	
	Atlas Senior Loan Fund XVI, Ltd.	100%	Non-Insurer	
	Atlas Senior Loan Fund XVII, Ltd.	51.2%	Non-Insurer	
	Atlas Senior Loan Fund XVIII, Ltd.	76.01%	Non-Insurer	
84-4987084	BentallGreenOak US Lending C LP	100%	Non-Insurer	
	BGO Lender JP LLC	100%	Non-Insurer	
87-3284912	BGO US Lending Holdco A LLC	100%	Non-Insurer	
87-3141011	BGO US Lending Originator LLC	100%	Non-Insurer	
	BGO US Lending HRI Loan Pledgor LLC	100%	Non-Insurer	
	BGO US Lending HRI Loan Seller LLC	100%	Non-Insurer	
87-3284912	BGO US Lending Seller I LLC	100%	Non-Insurer	
84-3793856	Core Plus Separate Account LP	100%	Non-Insurer	
84-3805305	Core Plus Separate Account LF LP	100%	Non-Insurer	
	Core Plus Separate Account Reit LLC	100%	Non-Insurer	
	BGO Grand Adams Member LLC	100%	Non-Insurer	
84-4106508	BGONV Grand Adams JV LLC	90%	Non-Insurer	
	Grand Adams Owner LLC	100%	Non-Insurer	
	BGO Plaza 600 Member LLC	100%	Non-Insurer	
84-3749558	BGO Plaza 600 JV LLC	90%	Non-Insurer	
	SVF Operating LLC	100%	Non-Insurer	
	SVF The View Pacific LLC	100%	Non-Insurer	
	The View Pacific LLC	80%	Non-Insurer	
	The View Pacific Owner LLC	100%	Non-Insurer	
86-2034290	Crescent Capital Group GP LLC	51%	Non-Insurer	
27-2698206	Crescent Capital Group LP	51%	Non-Insurer	
82-4548868	Atlas CLO Funding I LLC	100%	Non-Insurer	3
82-4627401	Atlas CLO Funding II LLC	100%	Non-Insurer	3
85-1874898	Captrust II Services, LLC	100%	Non-Insurer	3
35-2526928	CCAP Administration LLC	100%	Non-Insurer	
47-3517782	CDL (TX) Services, LLC	100%	Non-Insurer	3
81-5385968	CDL Fund II GP, LLC	100%	Non-Insurer	3
98-1357876	CDL II GP Limited	100%	Non-Insurer	3



**SCHEDULE Y - INFORMATION CONCERNING ACTIVITIES OF INSURER**  
**MEMBERS OF A HOLDING COMPANY GROUP**  
**PART 1 - ORGANIZATIONAL CHART**

Federal ID#	Entity Name	% of Voting Shares	Insurer / Non-Insurer	Note
81-5459731	CDL Fund II SLP, LLC	100%	Non-Insurer	3
85-3063228	CDL Fund III GP LLC	100%	Non-Insurer	
98-1558976	CDL III GP Limited	100%	Non-Insurer	
86-3576917	CDL Fund III SLP LLC	100%	Non-Insurer	
35-2604554	CDL Unlevered Fund II SLP, LLC	100%	Non-Insurer	3
36-4910693	CESL II Special Partner LP Inc.	100%	Non-Insurer	3
46-4810825	CESL Special Partner LLC	100%	Non-Insurer	3
	CESL-A Coinvest GP S.a.r.l.	100%	Non-Insurer	
83-1247840	CPCP General Partner LLC	100%	Non-Insurer	3
98-1477744	CPCP General Partner Limited	100%	Non-Insurer	3
83-2139562	CPCP SLP LLC	100%	Non-Insurer	3
61-1708588	Crescent (TX) Direct Lending, LLC	67%	Non-Insurer	3
83-1960406	Crescent Agency Services LLC	100%	Non-Insurer	
30-0856933	Crescent Cap Advisors, LLC	89%	Non-Insurer	
61-1683869	Crescent Capital Group High Income B LLC	100%	Non-Insurer	3
61-1672438	Crescent Capital Group High Income LLC	100%	Non-Insurer	3
84-4403566	Crescent CCAP 10B5-1 Associates LLC	100%	Non-Insurer	
82-4141193	Crescent CLO Funding GP, LLC	100%	Non-Insurer	3
82-4176595	Crescent CLO Funding, L.P.	100%	Non-Insurer	3
98-1030093	Crescent Credit Europe Group Ltd	100%	Non-Insurer	
98-1030085	Crescent Credit Europe LLP	100%	Non-Insurer	
	Crescent Credit Malta LTD	100%	Non-Insurer	
85-4377705	Crescent Credit Opportunities, LLC	100%	Non-Insurer	3
98-1536487	Crescent Credit Opportunities GP, S.a.r.l.	100%	Non-Insurer	3
87-1058071	Crescent Credit Solutions VIII, LLC	100%	Non-Insurer	
98-1564309	Crescent Credit Solutions VIII GP, S.a.r.l	100%	Non-Insurer	
88-1082321	Crescent Credit Solutions VIII Note Issuer, LLC	100%	Non-Insurer	
87-4645617	Crescent K GP, LLC	100%	Non-Insurer	
88-0556706	Crescent CRPTF Multi-Strat, LLC	100%	Non-Insurer	
88-0583032	Crescent CRPTF Private Credit, LLC	100%	Non-Insurer	
37-1719025	Crescent Direct Lending Levered, LLC	100%	Non-Insurer	3
38-3933857	Crescent Direct Lending Management, LLC	100%	Non-Insurer	3

**SCHEDULE Y - INFORMATION CONCERNING ACTIVITIES OF INSURER**  
**MEMBERS OF A HOLDING COMPANY GROUP**  
**PART 1 - ORGANIZATIONAL CHART**

Federal ID#	Entity Name	% of Voting Shares	Insurer / Non-Insurer	Note
47-1591692	CDL Services, LLC	100%	Non-Insurer	3
35-2471734	Crescent Direct Lending SBIC, LLC	51%	Non-Insurer	3
37-1756582	Crescent Direct Lending SLP, LLC	82%	Non-Insurer	3
87-1405505	Crescent Direct Lending SMA Management LLC	100%	Non-Insurer	3
30-0770800	Crescent Direct Lending, LLC	100%	Non-Insurer	3
82-4168954	Crescent European Specialty Lending II LLC	100%	Non-Insurer	3
98-1421071	Crescent European Specialty Loan II S.à r.l.	100%	Non-Insurer	3
88-2460041	Crescent European Specialty Lending III LLC	100%	Non-Insurer	
	Crescent European Specialty Lending III S.a.r.l.	100%	Non-Insurer	
46-4810825	Crescent European Specialty Lending LLC	100%	Non-Insurer	3
	CCE CAA Special Partner LP Inc.	100%	Non-Insurer	3
	CCE MM Special Partner LP Inc.	100%	Non-Insurer	3
98-1174592	CESL Special Partner LP Inc.	100%	Non-Insurer	3
98-1192548	Crescent European Specialty Loan S.A.R.L	100%	Non-Insurer	3
	Crescent Global CLO Management, LLC	100%	Non-Insurer	
88-1663341	Crescent Global CLO Management, LLC, Management Series	100%	Non-Insurer	
88-1656628	Crescent Global CLO Management, LLC, Retention Series	100%	Non-Insurer	
87-1336783	Crescent ICS GP, LLC	100%	Non-Insurer	
87-1358933	Crescent LACERS SMA Partnership GP, LLC	100%	Non-Insurer	
98-1624798	Crescent SMA Special Partner LP Inc.	100%	Non-Insurer	
36-4714877	Crescent Mezzanine VI, LLC	100%	Non-Insurer	3
83-3844421	Crescent Mezzanine VII (Chengdong LP), LLC	100%	Non-Insurer	3
37-1835000	Crescent Mezzanine VII (PA), LLC	100%	Non-Insurer	3
47-3348044	Crescent Mezzanine VII, LLC	100%	Non-Insurer	3
98-1456184	Crescent Mezzanine VII (Chengdong GP), Ltd.	100%	Non-Insurer	3
32-0481443	Crescent Mezzanine VII (Scots) GP-GP, L.P.	100%	Non-Insurer	3
61-1776665	Crescent Mezzanine VII (Scots) GP, L.P.	100%	Non-Insurer	3
83-2090117	Crescent Private Credit Partners Management LLC	100%	Non-Insurer	3
90-0952920	Crescent SBIC Management, LLC	100%	Non-Insurer	3
90-0883982	Crescent Senior Secured Loan Management LLC	100%	Non-Insurer	3
20-2778298	Crescent Senior Secured Floating Rate Loan Fund, LLC	100%	Non-Insurer	3
98-1205323	Crescent Special Situations, Ltd.	100%	Non-Insurer	3

**SCHEDULE Y - INFORMATION CONCERNING ACTIVITIES OF INSURER**  
**MEMBERS OF A HOLDING COMPANY GROUP**  
**PART 1 - ORGANIZATIONAL CHART**

Federal ID#	Entity Name	% of Voting Shares	Insurer / Non-Insurer	Note
98-1205346	Crescent Special Situations, L.P.	100%	Non-Insurer	3
87-3229602	Crescent Syndicated Credit Solutions LLC	100%	Non-Insurer	
47-5590506	Crescent/Aegis SMA Partners, LLC	100%	Non-Insurer	3
46-4655436	Crescent/K Schools SMA Partners, LLC	100%	Non-Insurer	3
35-2548504	NPS/Crescent SMA Partners II, LLC	100%	Non-Insurer	3
80-0941625	NPS/Crescent SMA Partners, LLC	100%	Non-Insurer	3
30-0757316	Sepulveda Distributors, LLC	100%	Non-Insurer	
	InfraRed (UK) Holdco 2020 Ltd.	100%	Non-Insurer	
	InfraRed Partners LLP	80%	Non-Insurer	
	InfraRed Capital Partners (Holdco) Limited	100%	Non-Insurer	
	Agincourt (2) GP LLP	100%	Non-Insurer	
	InfraRed (Infrastructure) Capital Partners Limited	100%	Non-Insurer	
	Infrastructure Investments General Partner Limited	100%	Non-Insurer	
	InfraRed Capital Partners (Australia) Pty Limited	100%	Non-Insurer	
	InfraRed Capital Partners (France) SAS	100%	Non-Insurer	
	InfraRed Capital Partners (GP Holdco) Limited	100%	Non-Insurer	
	InfraRed Capital Partners (US) LLC	100%	Non-Insurer	
	InfraRed Capital Partners Limited	100%	Non-Insurer	
	InfraRed Capital Partners México S de RL de CV	100%	Non-Insurer	
	InfraRed Environmental Infrastructure GP Limited	100%	Non-Insurer	
	InfraRed ETF GPLP Limited	100%	Non-Insurer	
	InfraRed ETF Lux General Partner S.a.r.l.	100%	Non-Insurer	
	InfraRed ETF UGP Limited	100%	Non-Insurer	
	InfraRed European Active Real Estate Fund Trustee Limited	100%	Non-Insurer	
	InfraRed European Infrastructure Income 4 General Partner LLP	100%	Non-Insurer	
	InfraRed European Infrastructure Income 4 General Partner S.à.r.l.	100%	Non-Insurer	
	InfraRed Infrastructure (Colombia) GP Limited	100%	Non-Insurer	
	InfraRed Infrastructure III General Partner Limited	100%	Non-Insurer	
	InfraRed Infrastructure RAM GP Limited	100%	Non-Insurer	
	InfraRed Infrastructure V General Partner LLP	100%	Non-Insurer	
	InfraRed Infrastructure VI General Partner LLP	100%	Non-Insurer	
	InfraRed Infrastructure VI General Partner S.a.r.l.	100%	Non-Insurer	

**SCHEDULE Y - INFORMATION CONCERNING ACTIVITIES OF INSURER**  
**MEMBERS OF A HOLDING COMPANY GROUP**  
**PART 1 - ORGANIZATIONAL CHART**

Federal ID#	Entity Name	% of Voting Shares	Insurer / Non-Insurer	Note
	InfraRed Infrastructure Yield General Partner Limited	100%	Non-Insurer	
	InfraRed UK Retail General Partner 2 Limited	100%	Non-Insurer	
	IRAF UK Dragon GP Limited	100%	Non-Insurer	
	Paternoster General Partner LLP	100%	Non-Insurer	
	Paternoster Intermediate (GP) Limited	100%	Non-Insurer	
	Paternoster IRAFIII CI GP Limited	100%	Non-Insurer	
	Paternoster IRAFIV CI GP Limited	100%	Non-Insurer	
	Paternoster IRERE GP Limited	100%	Non-Insurer	
	Paternoster IRIFV CI GP Limited	100%	Non-Insurer	
	Waterloo Place (1) GP LLP	100%	Non-Insurer	
	Waterloo Place (2) GP LLP	100%	Non-Insurer	
	Waterloo Place (3) GP LLP	100%	Non-Insurer	
	Sun Life (UK) Designated Member Ltd.	100%	Non-Insurer	
	Sun Life Financial (Bermuda) Reinsurance Ltd.	100%	Insurer	
04-3526207	Sun Life Financial (Japan), Inc.	100%	Non-Insurer	
04-3579262	Sun Life Financial (U.S.) Holdings, Inc.	100%	Non-Insurer	
	Sun Life Financial (U.S.) Investments LLC	100%	Non-Insurer	
26-4183712	SL Investment US-RE Holdings 2009-1, Inc.	5%	Non-Insurer	
61-1723752	Sun Life Institutional Distributors (U.S.) LLC	100%	Non-Insurer	
68-0635051	Sun Life Investment Management U.S., Inc.	100%	Non-Insurer	
20-5270592	BentallGreenOak (U.S.) GP LLC	100%	Non-Insurer	
	GO Equity GP LLC	100%	Non-Insurer	
	BentallGreenOak Europe Core Plus Logistics GP Ltd.	100%	Non-Insurer	
	BentallGreenOak Europe Core Plus Logistics GP Holdings LP	100%	Non-Insurer	
	BentallGreenOak Europe Core Plus Logistics GP S.à r.l.	100%	Non-Insurer	
	BentallGreenOak Europe IV GP, Ltd.	100%	Non-Insurer	
	BentallGreenOak Europe IV GP, LP	100%	Non-Insurer	
	BentallGreenOak Europe (Lux) IV GP S.à r.l.	100%	Non-Insurer	
	BentallGreenOak Europe Secured Lending III Carry, LP	100%	Non-Insurer	
	BentallGreenOak Europe Secured Lending III GP Holdings, LP	100%	Non-Insurer	
	BentallGreenOak Europe Secured Lending III GP S.à r.l.	100%	Non-Insurer	
46-2565118	GO 425 GP, LLC	100%	Non-Insurer	

**SCHEDULE Y - INFORMATION CONCERNING ACTIVITIES OF INSURER**  
**MEMBERS OF A HOLDING COMPANY GROUP**  
**PART 1 - ORGANIZATIONAL CHART**

Federal ID#	Entity Name	% of Voting Shares	Insurer / Non-Insurer	Note
	GO Cross GP Ltd.	100%	Non-Insurer	
98-1061767	GO Europe Advisor LP	100%	Non-Insurer	
	GOGC AHL Advisor Ltd.	50%	Non-Insurer	
98-1162250	GOGL Manager Ltd.	50%	Non-Insurer	
98-1322411	GO Europe Carry II, LP	100%	Non-Insurer	
98-1326162	GreenOak UK Secured Lending II GP Ltd.	100%	Non-Insurer	
	GreenOak UK II GP Holdings, LLC	100%	Non-Insurer	
98-1322664	GO Europe Carry, LP	100%	Non-Insurer	
81-1928087	GO Europe II Carry, LP	100%	Non-Insurer	
98-1317898	GreenOak Europe (Lux) GP II, S.à r.l.	100%	Non-Insurer	
	GO Europe Investment Carry GP, Ltd.	100%	Non-Insurer	
98-1222294	GO Europe Investment Carry, LP	100%	Non-Insurer	
98-1272837	GO Europe Secured Lending GP Holdings, LP	100%	Non-Insurer	
98-1272874	GreenOak Europe Secured Lending GP Sarl	100%	Non-Insurer	
98-1161816	GO Spain JV I, LP	100%	Non-Insurer	
98-1155466	GOGL Funding I, LP	88.274%	Non-Insurer	
98-1155147	GOGL GP Ltd.	75.64%	Non-Insurer	
98-1531654	GreenOak Europe Core Plus Logistics GP Holdings LP	100%	Non-Insurer	
98-1676628	BentallGreenOak US Core Plus GP (Lux) S.à r.l.	100%	Non-Insurer	
	BentallGreenOak US Core Plus Fund (Lux) SCSP	100%	Non-Insurer	
98-1507422	GreenOak Europe Core Plus Logistics GP Sarl	100%	Non-Insurer	
98-1295732	GreenOak Europe II GP Ltd.	100%	Non-Insurer	
98-1295754	GreenOak Europe II GP, LP	100%	Non-Insurer	
98-1512107	GreenOak Europe III GP Ltd.	100%	Non-Insurer	
98-1512140	GreenOak Europe III GP, LP	100%	Non-Insurer	
98-1481275	GreenOak Europe (Lux) III GP S.à r.l.	100%	Non-Insurer	
98-1531622	GreenOak Europe Secured Lending II GP Holdings, LP	100%	Non-Insurer	
98-1611447	GreenOak Europe Secured Lending II GP Sarl	100%	Non-Insurer	
98-1283316	GreenOak Japan GP Ltd.	100%	Non-Insurer	
98-1656665	BentallGreenOak Asia Core Plus GP, LP	100%	Non-Insurer	
98-1656702	BentallGreenOak Asia Core Plus Joint Venture, LP	100%	Non-Insurer	
98-1035286	GreenOak Asia Advisor LP	100%	Non-Insurer	

**SCHEDULE Y - INFORMATION CONCERNING ACTIVITIES OF INSURER**  
**MEMBERS OF A HOLDING COMPANY GROUP**  
**PART 1 - ORGANIZATIONAL CHART**

Federal ID#	Entity Name	% of Voting Shares	Insurer / Non-Insurer	Note
98-1405886	GreenOak India Investment Advisors Private Limited	0.01%	Non-Insurer	
98-1201073	GreenOak Asia GP II, LP	100%	Non-Insurer	
98-1502736	GreenOak Asia GP III, LP	100%	Non-Insurer	
	GreenOak Asia III SPV 1 Ltd.	100%	Non-Insurer	
	GreenOak Asia III SPV 2 Ltd.	100%	Non-Insurer	
98-1322998	GreenOak Spain GP, LP	100%	Non-Insurer	
98-1201236	GreenOak Spain GP, Ltd.	100%	Non-Insurer	
98-1531650	GreenOak Tactical Lending GP Holdings, LP	100%	Non-Insurer	
98-1531650	GreenOak Tactical Lending GP Sarl	100%	Non-Insurer	
98-1326154	GreenOak UK Secured Lending GP Ltd.	100%	Non-Insurer	
98-1261607	GreenOak US (EU Parallel) GP Sarl	100%	Non-Insurer	
46-2839069	GreenOak US GP II, LP	100%	Non-Insurer	
81-1072868	GreenOak US (EU Parallel) GP II, LLC	100%	Non-Insurer	
81-2921195	GreenOak US GP III, LP	100%	Non-Insurer	
27-4518011	GreenOak US GP, LP	100%	Non-Insurer	
26-4183712	SL Investment US-RE Holdings 2009-1, Inc.	95%	Non-Insurer	
20-5300937	BentallGreenOak (U.S.) Limited Partnership	50%	Non-Insurer	
	BentallGreenOak Strategic Capital Partners, LLC	100%	Non-Insurer	
	BentallGreenOak US Core Plus GP LLC	100%	Non-Insurer	
	BentallGreenOak US Core Plus SLP LLC	100%	Non-Insurer	
32-0466479	BGO Corporate Holdings (US) LLC	100%	Non-Insurer	
	BGO US Mortgages Inc.	100%	Non-Insurer	
37-1948633	SLCAL, Inc.	100%	Non-Insurer	
20-1641876	Rushmore Partners LLC	100%	Non-Insurer	
30-0872552	NewTower Trust Company	100%	Non-Insurer	
81-4733550	BGO Daily Value Fund GP LLC	100%	Non-Insurer	
	NewTower Management GP LLC	100%	Non-Insurer	
	NewTower Management LLC	100%	Non-Insurer	
	BGO Funds GP LLC	100%	Non-Insurer	
86-1891213	BentallGreenOak US Cold Storage GP LP	100%	Non-Insurer	
	BentallGreenOak US GP IV, LP	100%	Non-Insurer	
	BentallGreenOak US Lending GP LLC	100%	Non-Insurer	

**SCHEDULE Y - INFORMATION CONCERNING ACTIVITIES OF INSURER**  
**MEMBERS OF A HOLDING COMPANY GROUP**  
**PART 1 - ORGANIZATIONAL CHART**

Federal ID#	Entity Name	% of Voting Shares	Insurer / Non-Insurer	Note
87-3420237	BentallGreenOak US Lending A LP	100%	Non-Insurer	
87-3446653	BentallGreenOak US Lending B LP	100%	Non-Insurer	
87-3684973	BGO Prime Industrial Development GP LP	100%	Non-Insurer	
87-3712150	BGO Prime Industrial Development Feeder LLC	0.01%	Non-Insurer	
87-3734237	BGO Prime Industrial Development Parallel-F Partnership LP	100%	Non-Insurer	
	BGO Prime Industrial Development Parallel-Q Partnership LP	100%	Non-Insurer	
87-3725776	BGO Prime Industrial Development Partnership LP	100%	Non-Insurer	
	BGO SCP Funds GP LLC	100%	Non-Insurer	
42-1772921	BGO US Real Estate LP	100%	Non-Insurer	
42-1772920	BentallGreenOak Real Estate Advisors LP	99%	Non-Insurer	
81-1293379	GreenOak MC Real Estate Management LLC	50%	Non-Insurer	
42-1772919	BentallGreenOak Real Estate GP LLC	100%	Non-Insurer	
42-1772920	BentallGreenOak Real Estate Advisors LP	1%	Non-Insurer	
45-1599282	BentallGreenOak Real Estate US LLC	100%	Non-Insurer	
	GO Core Plus GP, LLC	100%	Non-Insurer	
81-1097117	GreenOak MC Core Plus GP, LLC	50%	Non-Insurer	
90-0925083	BKUS Institutional Logistics Coinvestment LLC	100%	Non-Insurer	
81-4441299	Metropolitan Real Estate Holdings, LLC	100%	Non-Insurer	
87-1203667	BGO Enstar GP, L.P.	100%	Non-Insurer	
	BGO EPPF GP, LP	100%	Non-Insurer	
	BGO-SEC III GP (S), Limited	100%	Non-Insurer	
	BGO-SEC III GP, LP	100%	Non-Insurer	
30-1202086	Metropolitan MD GP, L.P.	100%	Non-Insurer	
35-2622491	MRE Terra GP, L.P.	100%	Non-Insurer	
46-4527159	MREP Global7, LLC	100%	Non-Insurer	
37-1852557	MREP TPSF GP, L.P.	100%	Non-Insurer	
46-4500744	MREP10, LLC	100%	Non-Insurer	
46-4513809	MREPIntI6, LLC	100%	Non-Insurer	
81-4453312	MREP-SCIF II GP, LP	100%	Non-Insurer	
46-4537868	MREP-SCIF LLC	100%	Non-Insurer	
	BGO MEP US Holdings LP	16.667%	Non-Insurer	
20-5300937	BentallGreenOak (U.S.) Limited Partnership	6%	Non-Insurer	

**SCHEDULE Y - INFORMATION CONCERNING ACTIVITIES OF INSURER**  
**MEMBERS OF A HOLDING COMPANY GROUP**  
**PART 1 - ORGANIZATIONAL CHART**

Federal ID#	Entity Name	% of Voting Shares	Insurer / Non-Insurer	Note
	MEP US Holdings GP LLC	100%	Non-Insurer	
04-3132283	Sun Life Capital Management (U.S.) LLC	100%	Non-Insurer	
87-3309366	SLC Management MAC GP LLC	100%	Non-Insurer	
87-3327712	SLC Management Multi-Asset Credit Fund US LP	0.1%	Non-Insurer	
85-0660546	SLC Management TALF GP, LLC	100%	Non-Insurer	
85-0731880	SLC Management TALF Partners Fund 2, L.P.	100%	Non-Insurer	
	SLC Management TIPS Partners Management, LLC	100%	Non-Insurer	
84-3510618	SLC Management U.S. Private Credit GP, LLC	100%	Non-Insurer	
04-3401285	Sun Life of Canada (U.S.) Financial Services Holdings, Inc.	99.929%	Non-Insurer	
04-2747644	Massachusetts Financial Services Company	94.873%	Non-Insurer	
	MFS Development Funds, LLC	100%	Non-Insurer	
04-2747644	MFS Exchange LLC	100%	Non-Insurer	
04-3169826	MFS Fund Distributors, Inc.	100%	Non-Insurer	
02-0507414	MFS Heritage Trust Company	100%	Non-Insurer	
04-3247425	MFS Institutional Advisors, Inc.	100%	Non-Insurer	
	3060097 Nova Scotia Company	100%	Non-Insurer	
	MFS Investment Management Canada Limited	15%	Non-Insurer	
	MFS Investment Management Canada Limited	85%	Non-Insurer	
	MFS International Ltd.	100%	Non-Insurer	
	MFS do Brasil Desenvolvimento de Mercado Ltda.	100%	Non-Insurer	
	MFS International (Chile) SpA	100%	Non-Insurer	
	MFS International (Hong Kong) Limited	100%	Non-Insurer	
	MFS International Holdings Pty Ltd	100%	Non-Insurer	
	MFS Financial Management Consulting (Shanghai) Co., Ltd.	100%	Non-Insurer	
	MFS International (U.K.) Limited	100%	Non-Insurer	
	MFS International Switzerland GmbH	100%	Non-Insurer	
	MFS International (Uruguay) S.A.	100%	Non-Insurer	
	MFS International Australia Pty Ltd	100%	Non-Insurer	
	MFS International Singapore Pte. Ltd.	100%	Non-Insurer	
	MFS Investment Management Company (LUX) S.à.r.l.	100%	Non-Insurer	
	MFS Investment Management K.K.	100%	Non-Insurer	
04-2864897	MFS Service Center, Inc.	100%	Non-Insurer	



**SCHEDULE Y - INFORMATION CONCERNING ACTIVITIES OF INSURER**  
**MEMBERS OF A HOLDING COMPANY GROUP**  
**PART 1 - ORGANIZATIONAL CHART**

Federal ID#	Entity Name	% of Voting Shares	Insurer / Non-Insurer	Note
04-3365782	Sun Life of Canada (U.S.) Holdings, Inc.	100%	Non-Insurer	
26-4312923	DailyFeats, Inc.	100%	Non-Insurer	
01-0483086	Disability Reinsurance Management Services, Inc.	100%	Non-Insurer	
61-0403075 64602 DE	Independence Life and Annuity Company	100%	Insurer	
46-1499557 15325 DE	Sun Life Financial (U.S.) Reinsurance Company II	100%	Insurer	
14-1894634	Pinnacle Care International, Inc.	100%	Non-Insurer	
	Pinnacle Care International, LLC	100%	Non-Insurer	
59-0411385 68047 TX	Professional Insurance Company	100%	Insurer	
04-3292937	Sun Canada Financial Co.	100%	Non-Insurer	
06-1435452	Sun Life Administrators (U.S.), Inc.	100%	Non-Insurer	
85-2454037	Sun Life Financial (U.S.) Delaware Finance 2020, LLC	100%	Non-Insurer	
	Sun Life Financial (U.S.) Delaware Finance, LLC	100%	Non-Insurer	
26-1292779 13051 MI	Sun Life Financial (U.S.) Reinsurance Company	100%	Insurer	
26-3730703	Sun Life Financial (U.S.) Services Company, Inc.	100%	Non-Insurer	
41-1694906	The Premier Dental Group, Inc.	100%	Non-Insurer	
20-1750874	Landmark Dental Alliance, Inc.	100%	Non-Insurer	
04-2470476	Sun Life Financial Distributors, Inc.	100%	Non-Insurer	
	<b>Sun Life Global Investments Inc. – Foreign Operations</b>	<b>100%</b>	<b>Non-Insurer</b>	
	BK Canada Holdings Inc.	100%	Non-Insurer	
	BentallGreenOak (Canada) GP Ltd.	100%	Non-Insurer	
	BentallGreenOak (Canada) Limited Partnership	49%	Non-Insurer	
	0936543 BC Ltd.	100%	Non-Insurer	
	550 Burrard Street Ltd.	100%	Non-Insurer	
	10 Dundas Street Ltd.	100%	Non-Insurer	
	1090 Pender Properties Ltd.	100%	Non-Insurer	
	121 King Street West Ltd.	100%	Non-Insurer	
	1600 Rene-Levesque Ltd.	100%	Non-Insurer	
	2025 Willingdon Avenue Holdings Ltd.	100%	Non-Insurer	
	715-725 Eaton Way Holdings Ltd.	100%	Non-Insurer	

**SCHEDULE Y - INFORMATION CONCERNING ACTIVITIES OF INSURER**  
**MEMBERS OF A HOLDING COMPANY GROUP**  
**PART 1 - ORGANIZATIONAL CHART**

Federal ID#	Entity Name	% of Voting Shares	Insurer / Non-Insurer	Note
	787 Cliveden Place Holdings Ltd.	100%	Non-Insurer	
	8400 River Road Holdings Ltd.	100%	Non-Insurer	
	Bentall Kennedy Holdings (Canada) Ltd.	100%	Non-Insurer	
	Bentall Property Services (Ontario) Ltd.	100%	Non-Insurer	
	BentallGreenOak Prime Canadian Property Fund GP Inc.	100%	Non-Insurer	
	BentallGreenOak Prime Canadian Property Pool GP Inc.	100%	Non-Insurer	
	BGO Canada Holdings Inc.	100%	Non-Insurer	
	BGO Capital (Canada) Inc.	100%	Non-Insurer	
	BGO Holdings (Cayman), LP	71%	Non-Insurer	4
98-1582942	BentallGreenOak Advisors (Hong Kong) Limited	100%	Non-Insurer	
98-1367181	BentallGreenOak Advisors (Korea) Limited	100%	Non-Insurer	
	BentallGreenOak China Holdings Limited	100%	Non-Insurer	
	BentallGreenOak Capital Partners (HK) Limited	100%	Non-Insurer	
	BentallGreenOak China Investment Advisers Limited	100%	Non-Insurer	
	BentallGreenOak China Investment II Limited	100%	Non-Insurer	
	BentallGreenOak China Investment Limited	100%	Non-Insurer	
	BentallGreenOak China Investors II Limited	100%	Non-Insurer	
	BentallGreenOak China Real Estate Fund II (A), L.P.	100%	Non-Insurer	
	BentallGreenOak China Investors III Limited	100%	Non-Insurer	
	BentallGreenOak China Real Estate Fund III L.P.	100%	Non-Insurer	
	BentallGreenOak CREF III (A) L.P.	100%	Non-Insurer	
	BentallGreenOak China Real Estate Investments Limited	100%	Non-Insurer	
	BentallGreenOak China Real Estate Investments, L.P.	100%	Non-Insurer	
	BentallGreenOak Investment Advisers Limited	100%	Non-Insurer	
	BentallGreenOak Europe Tactical Lending II Carry, LP	100%	Non-Insurer	
	BentallGreenOak Europe Tactical Lending II GP Holdings, LP	100%	Non-Insurer	
	BentallGreenOak Europe Tactical Lending II GP S.à r.l.	100%	Non-Insurer	
98-1565959	BentallGreenOak Global Core Plus GP Ltd.	100%	Non-Insurer	
	BentallGreenOak Global Core Plus GP LP	100%	Non-Insurer	
	BentallGreenOak Global Core Plus Carry LP	100%	Non-Insurer	
85-4286772	BentallGreenOak Global Core Plus Fund LP	100%	Non-Insurer	
	BentallGreenOak K.K.	100%	Non-Insurer	

**SCHEDULE Y - INFORMATION CONCERNING ACTIVITIES OF INSURER**  
**MEMBERS OF A HOLDING COMPANY GROUP**  
**PART 1 - ORGANIZATIONAL CHART**

Federal ID#	Entity Name	% of Voting Shares	Insurer / Non-Insurer	Note
98-1324508	BentallGreenOak Real Estate Advisors (Jersey) Limited	100%	Non-Insurer	
98-0688176	BentallGreenOak Real Estate Services Ltd.	100%	Non-Insurer	
98-0688174	BentallGreenOak Advisors (UK) LLP	100%	Non-Insurer	
98-1582921	BentallGreenOak Advisors (Italy) S.r.l.	100%	Non-Insurer	
98-1070246	BentallGreenOak Asset Management (Germany) GmbH	100%	Non-Insurer	
	BentallGreenOak Management Services S.à.r.l.	100%	Non-Insurer	
98-1367180	GreenOak Real Estate Advisors (Spain) S.L.	100%	Non-Insurer	
32-0531897	Grafton Advisors (2006) LLP	0.01%	Non-Insurer	
98-1035902	GreenOak Euro RE Asset Management LLP	100%	Non-Insurer	
98-1525932	BentallGreenOak UK Tactical Lending Carry LP	100%	Non-Insurer	
98-1530387	BentallGreenOak UK Tactical Lending GP Limited	100%	Non-Insurer	
98-1533216	BentallGreenOak UK Tactical Lending LP	100%	Non-Insurer	
98-1525961	BentallGreenOak UK Secured Lending III Carry LP	100%	Non-Insurer	
98-1533529	BentallGreenOak UK Secured Lending III GP Ltd.	100%	Non-Insurer	
98-1519068	BGO ACP Advisors Asia LLC	100%	Non-Insurer	
	BGO ACP Advisors Japan G.K.	100%	Non-Insurer	
	Godo Kaisha Lotus	1%	Non-Insurer	
98-1525974	BGO Asia III Advisors LLC	100%	Non-Insurer	
98-1582940	BGO Asia III Advisors Japan G.K.	100%	Non-Insurer	
	BGO Real Estate Advisors K.K.	100%	Non-Insurer	
98-1525991	BGO WELPUT Carry GP Limited	100%	Non-Insurer	
98-1525996	BGO WELPUT Carry LP	100%	Non-Insurer	
	BGO WELPUT Carry LLC	100%	Non-Insurer	
	GO Dixon GP Ltd.	20%	Non-Insurer	
98-1331621	GO Grafton Finance Ltd.	100%	Non-Insurer	
98-1331651	GO Grafton Holdings Ltd.	100%	Non-Insurer	
32-0531897	Grafton Advisors (2006) LLP	99.99%	Non-Insurer	
	GOGC Allen House GP Ltd.	50%	Non-Insurer	
98-1405886	GreenOak India Investment Advisors Private Limited	99.99%	Non-Insurer	
	BGO Luxembourg Holdings Ltd.	100%	Non-Insurer	
	BentallGreenOak (Luxembourg) G.P. S.à r.l.	100%	Non-Insurer	
	BGO Prime GP Holdco Inc.	100%	Non-Insurer	

**SCHEDULE Y - INFORMATION CONCERNING ACTIVITIES OF INSURER**  
**MEMBERS OF A HOLDING COMPANY GROUP**  
**PART 1 - ORGANIZATIONAL CHART**

Federal ID#	Entity Name	% of Voting Shares	Insurer / Non-Insurer	Note
	10 Ronrose Drive GP Inc.	100%	Non-Insurer	
	1183504 B.C. Ltd.	100%	Non-Insurer	
	121 King Street West I GP Inc.	100%	Non-Insurer	
	121 King Street West II GP Inc.	100%	Non-Insurer	
	121 King Street West III GP Inc.	100%	Non-Insurer	
	13th Avenue SE GP Inc.	100%	Non-Insurer	
	13th Avenue SW GP Inc.	100%	Non-Insurer	
	1600 Rene-Levesque GP Inc.	100%	Non-Insurer	
	1642 Merivale Road GP Inc.	100%	Non-Insurer	
	18 Parkshore Drive GP Inc.	100%	Non-Insurer	
	1855 and 1875 Buckhorn Gate GP Inc.	100%	Non-Insurer	
	2-8 St. Thomas Street GP Inc.	100%	Non-Insurer	
	2-8 St. Thomas Holdings Inc.	50%	Non-Insurer	
	290-300 King George Road GP Inc.	100%	Non-Insurer	
	5100 Spectrum Way GP Inc.	100%	Non-Insurer	
	5140 North Fraser Way Holding Ltd.	100%	Non-Insurer	
	52nd Street Business Centre GP Inc.	100%	Non-Insurer	
	5825 Explorer Drive GP Inc.	100%	Non-Insurer	
	5875 Explorer Drive GP Inc.	100%	Non-Insurer	
	77 Metcalfe Street II GP Inc.	100%	Non-Insurer	
	Airport 407 Business Campus GP Inc.	100%	Non-Insurer	
	BentallGreenOak Prime Canadian Investments I GP Inc.	100%	Non-Insurer	
	BentallGreenOak Prime Canadian Investments II GP Inc.	100%	Non-Insurer	
	BentallGreenOak Prime Investments Trustee Inc.	100%	Non-Insurer	
	BK Prime Alberta I GP Inc.	100%	Non-Insurer	
	BK Prime British Columbia I GP Inc.	100%	Non-Insurer	
	BK Prime False Creek Residences GP Inc.	100%	Non-Insurer	
	BK Prime Foothills North GP Inc.	100%	Non-Insurer	
	BK Prime Kelowna Property Holdings GP Inc.	100%	Non-Insurer	
	BK Prime Ontario I GP Inc.	100%	Non-Insurer	
	BK Prime Quebec I GP Inc.	100%	Non-Insurer	
	600 de Maisonneuve Ltée/600 de Maisonneuve Ltd.	100%	Non-Insurer	

**SCHEDULE Y - INFORMATION CONCERNING ACTIVITIES OF INSURER**  
**MEMBERS OF A HOLDING COMPANY GROUP**  
**PART 1 - ORGANIZATIONAL CHART**

Federal ID#	Entity Name	% of Voting Shares	Insurer / Non-Insurer	Note
	7277733 Canada Inc.	50%	Non-Insurer	
	Capilano Business Park II GP Inc.	100%	Non-Insurer	
	CareLife Fleetwood GP Inc.	100%	Non-Insurer	
	CareLife Maple Ridge GP Inc.	100%	Non-Insurer	
	Champlain Square GP Inc.	100%	Non-Insurer	
	Churchill 403 Business Campus GP Inc.	100%	Non-Insurer	
	Dalhousie Station GP Inc.	100%	Non-Insurer	
	Eastgate Square GP Inc.	100%	Non-Insurer	
	Gateway Business Campus GP Inc.	100%	Non-Insurer	
	H Business Park (A&B) GP Inc.	100%	Non-Insurer	
	H Business Park (G&H) GP Inc.	100%	Non-Insurer	
	Hazeldean Mall GP Inc.	100%	Non-Insurer	
	Hillside Centre I GP Inc.	100%	Non-Insurer	
	Hillside Centre II GP Inc.	100%	Non-Insurer	
	Lakeshore Streetfront Retail Properties GP Inc.	100%	Non-Insurer	
	Lakeshore Streetfront Retail Properties II GP Inc.	100%	Non-Insurer	
	Milton Mall GP Inc.	100%	Non-Insurer	
	Milton Mall II GP Inc.	100%	Non-Insurer	
	Mission Hill GP Inc.	100%	Non-Insurer	
	Pearson Corporate Centre GP Inc.	100%	Non-Insurer	
	Peterborough Retail Portfolio GP Inc.	100%	Non-Insurer	
	PG Village Shopping Centre GP Inc.	100%	Non-Insurer	
	Precidio Court and Corporation Drive GP Inc.	100%	Non-Insurer	
	Viceroy Road Portfolio GP Inc.	100%	Non-Insurer	
	West Pender I GP Inc.	100%	Non-Insurer	
	West Pender II GP Inc.	100%	Non-Insurer	
	Westpen 10 Dundas GP Inc.	100%	Non-Insurer	
	Westpen 10303 Jasper Avenue GP Inc.	100%	Non-Insurer	
	Westpen North Hill GP Inc.	100%	Non-Insurer	
	White Oaks Mall I GP Inc.	100%	Non-Insurer	
	White Oaks Mall II GP Inc.	100%	Non-Insurer	
	Yellowhead Crossing I GP Inc.	100%	Non-Insurer	

**SCHEDULE Y - INFORMATION CONCERNING ACTIVITIES OF INSURER**  
**MEMBERS OF A HOLDING COMPANY GROUP**  
**PART 1 - ORGANIZATIONAL CHART**

Federal ID#	Entity Name	% of Voting Shares	Insurer / Non-Insurer	Note
	Yellowhead Crossing II GP Inc.	100%	Non-Insurer	
	Yellowhead Crossing Development Ltd.	50%	Non-Insurer	
	Yellowhead Crossing III GP Inc.	100%	Non-Insurer	
	Yellowhead Crossing Development Ltd.	50%	Non-Insurer	
	BGO Real Property Services (Canada) Inc.	100%	Non-Insurer	
	BK Prime False Creek Residences Holdings Ltd.	100%	Non-Insurer	
	BKHY Upper Holdco Inc.	100%	Non-Insurer	
	BKHY Lower Holdco Inc.	100%	Non-Insurer	
	BentallGreenOak High Yield Canadian Property Fund I Limited Partnership	16%	Non-Insurer	
	Capilano Business Park Holdings Ltd.	100%	Non-Insurer	
	High Plains Boulevard Holdings Ltd.	100%	Non-Insurer	
	Hillside Centre Holdings Inc.	100%	Non-Insurer	
	HYPF Fund I GP Inc.	100%	Non-Insurer	
	HYPF Fund I GP Limited Partnership	0.01%	Non-Insurer	
	HYPF Fund I GP Limited Partnership	99.99%	Non-Insurer	
	BentallGreenOak High Yield Canadian Property Fund I Limited Partnership	0.001%	Non-Insurer	
	P&T Shopping Centre Holdings Ltd.	100%	Non-Insurer	
	Parkgate Village Holdings Ltd.	100%	Non-Insurer	
	PenRetail Management Ltd.	100%	Non-Insurer	
	SynchroSERV Inc.	100%	Non-Insurer	
	SynchroSERV Limited Partnership	0.01%	Non-Insurer	
	SynchroSERV Limited Partnership	99.99%	Non-Insurer	
	White Oaks Mall Holdings Ltd.	100%	Non-Insurer	
98-1531426	GO Epsilon GP, LLC	100%	Non-Insurer	
98-1531437	GO Epsilon, LP	50%	Non-Insurer	
98-1521151	GO Epsilon HoldCo I Sarl	100%	Non-Insurer	
98-1606070	GO Epsilon AcquiCo A-B Sarl	100%	Non-Insurer	
98-1606072	GO Epsilon AcquiCo A-L Sarl	100%	Non-Insurer	
98-1521714	GO Epsilon AcquiCo A-O Sarl	100%	Non-Insurer	
	MEP Global Holdings GP Inc.	100%	Non-Insurer	
	MEP Global Holdings LP	0.01%	Non-Insurer	
	MEP Global Holdings Inc.	100%	Non-Insurer	

**SCHEDULE Y - INFORMATION CONCERNING ACTIVITIES OF INSURER**  
**MEMBERS OF A HOLDING COMPANY GROUP**  
**PART 1 - ORGANIZATIONAL CHART**

Federal ID#	Entity Name	% of Voting Shares	Insurer / Non-Insurer	Note
	MEP Canada-B Holdings ULC	100%	Non-Insurer	
	MEP Global Holdings LP	28.561%	Non-Insurer	
	BentallGreenOak (Canada) Limited Partnership	7%	Non-Insurer	
	SLGI Asset Management Inc.	100%	Non-Insurer	
	Excel Funds Management Inc.	100%	Non-Insurer	
	Excel Investment Counsel Inc.	100%	Non-Insurer	
	Sun Life Capital Management (Canada) Inc.	100%	Non-Insurer	
	BGO Mortgage Services Canada Inc.	100%	Non-Insurer	
	SLC Management Canadian Commercial Mortgage GP Inc.	100%	Non-Insurer	
	SLC Management Canadian Commercial Mortgage Fund	0.01%	Non-Insurer	
	SLC Management Core FI GP Inc.	100%	Non-Insurer	
	SLC Management Core Fixed Income Fund	0.01%	Non-Insurer	
	SLC Management Long Term Core FI GP Inc.	100%	Non-Insurer	
	SLC Management Long Term Core Fixed Income Fund	0.01%	Non-Insurer	
	SLC Management Long Term PFIP GP Inc.	100%	Non-Insurer	
	SLC Management PFIP GP Inc.	100%	Non-Insurer	
	SLC Management Private Fixed Income Plus Fund	0.01%	Non-Insurer	
	SLC Management Short Term PFIP GP Inc.	100%	Non-Insurer	
38-1082080 80802 (CN)	<b>Sun Life Assurance Company of Canada</b> (including the United States Branch) – United States Operations	100%	Insurer	
87-3206988	Crescent Syndicated Credit Solutions Fund, L.P.	60.79%	Non-Insurer	
13-3830846	Dental Health Alliance, L.L.C.	100%	Non-Insurer	
59-3063687	Denticare of Alabama, Inc.	100%	Insurer	
	Morehead Parking Facility, LLC	50%	Non-Insurer	
85-3460829	SLA US Real Estate Holdings, Inc.	100%	Non-Insurer	
87-3327712	SLC Management Multi-Asset Credit Fund US LP	99.9%	Non-Insurer	
87-3346872	SLC Management MAC Investments LP	5%	Non-Insurer	
87-3368919	SLC Management MAC US Investments LLC	5%	Non-Insurer	
	SLC Management Multi-Series LLC - Series 2	100%	Non-Insurer	
45-2424030	Solidify Software, LLC	100%	Non-Insurer	
06-0893662 80926 MI	Sun Life and Health Insurance Company (U.S.)	100%	Insurer	

**SCHEDULE Y - INFORMATION CONCERNING ACTIVITIES OF INSURER**  
**MEMBERS OF A HOLDING COMPANY GROUP**  
**PART 1 - ORGANIZATIONAL CHART**

Federal ID#	Entity Name	% of Voting Shares	Insurer / Non-Insurer	Note
	Sun Life Financial International Holdings (MC), LLC	100%	Non-Insurer	
33-0360239	UDC Dental California, Inc.	100%	Insurer	
74-2609036 52022 OH	UDC Ohio, Inc.	100%	Insurer	
58-1099945	Union Security DentalCare of Georgia, Inc.	100%	Insurer	
52-1565653 11244 NJ	Union Security DentalCare of New Jersey, Inc.	100%	Insurer	
86-0517444 47708 AZ	United Dental Care of Arizona, Inc.	100%	Insurer	
86-0631335 52032 CO	United Dental Care of Colorado, Inc.	100%	Insurer	
75-2481527 47044 MO	United Dental Care of Missouri, Inc.	100%	Insurer	
86-0384270 47042 NM	United Dental Care of New Mexico, Inc.	100%	Insurer	
75-2076282 95142 TX	United Dental Care of Texas, Inc.	100%	Insurer	
75-2635404 95450 UT	United Dental Care of Utah, Inc.	100%	Insurer	
38-1082080 80802 (CN)	<b>Sun Life Assurance Company of Canada – Foreign Operations</b>	100%	Insurer	
	10851744 Canada Inc.	100%	Non-Insurer	
	11096800 Canada Inc.	100%	Non-Insurer	
	1250 RLB GP Inc.	100%	Non-Insurer	
	1250 RLB Limited Partnership	0.01%	Non-Insurer	
	1250 RLB Limited Partnership	99.99%	Non-Insurer	
	188 St. Lands Ltd.	100%	Non-Insurer	
	2475 Eglinton Ave W (Skyrise 2) Canada Inc.	100%	Non-Insurer	
	25 Nicholas Avenue (Evolv) Canada Inc.	100%	Non-Insurer	
	6965083 Canada Inc.	100%	Non-Insurer	
	7037457 Canada Inc.	100%	Non-Insurer	
	7647913 Canada Inc.	100%	Non-Insurer	
	7647930 Canada Inc.	100%	Non-Insurer	
	Annemasse Boishbriand Holdings L.P.	1%	Non-Insurer	
	8750840 Canada Inc.	100%	Non-Insurer	



**SCHEDULE Y - INFORMATION CONCERNING ACTIVITIES OF INSURER**  
**MEMBERS OF A HOLDING COMPANY GROUP**  
**PART 1 - ORGANIZATIONAL CHART**

Federal ID#	Entity Name	% of Voting Shares	Insurer / Non-Insurer	Note
	90 Harbour Limited Partnership	30%	Non-Insurer	
	One York Street Inc.	100%	Non-Insurer	
	901 King West Nominee Inc.	50%	Non-Insurer	
	Annemasse Boisbriand Holdings L.P.	99%	Non-Insurer	
	Faubourg Boisbriand Shopping Centre G.P. Inc.	50%	Non-Insurer	
	Faubourg Boisbriand Shopping Centre L.P.	49.999%	Non-Insurer	
	Faubourg Boisbriand Shopping Centre Holdings Inc.	100%	Non-Insurer	
	BentallGreenOak Asia Core Plus Partnership, LP	10.646%	Non-Insurer	
	BentallGreenOak Europe Core Plus Logistics SCSp SICAV-RAIF	12.77%	Non-Insurer	
	BentallGreenOak High Yield Canadian Property Fund I Limited Partnership	11.1%	Non-Insurer	
	BestServe Financial Limited	100%	Non-Insurer	
	Canadian Environmental Energy Corporation	32.22%	Non-Insurer	
	Country Lane Enterprises Ltd.	100%	Non-Insurer	
	Dialogue Health Technologies Inc.	23.13%	Non-Insurer	
	Hullmark Sun Life (100 Broadview) LP	50%	Non-Insurer	
	Hullmark Sun Life (100 Broadview) Ltd.	50%	Non-Insurer	
	Hullmark Sun Life (340 Dufferin) LP	50%	Non-Insurer	
	Hullmark Sun Life (360 Dufferin) LP	50%	Non-Insurer	
	Hullmark Sun Life (376 Dufferin) LP	50%	Non-Insurer	
	Hullmark Sun Life (545 King) LP	50%	Non-Insurer	
	Hullmark Sun Life (545 King) Ltd.	50%	Non-Insurer	
	Hullmark Sun Life (619 Queen) LP	50%	Non-Insurer	
	Hullmark Sun Life (619 Queen) Ltd.	50%	Non-Insurer	
	Hullmark Sun Life (Atlantic) LP	50%	Non-Insurer	
	Hullmark Sun Life (Atlantic) Ltd.	50%	Non-Insurer	
	Menkes Waterfront Holdings Inc.	50%	Non-Insurer	
	PT. Cakrawala Solusi Lintas	47.24%	Insurer	
	PT. Sun Life Financial Indonesia	95.87%	Insurer	
	PT. Sun Life Indonesia Services	100%	Non-Insurer	
	PT. Cakrawala Solusi Lintas	52.76%	Insurer	
	PT. Sun Life Financial Indonesia	4.13%	Insurer	
	SL Insurance (Hungary) Finance No. 2 Kft	100%	Non-Insurer	

**SCHEDULE Y - INFORMATION CONCERNING ACTIVITIES OF INSURER**  
**MEMBERS OF A HOLDING COMPANY GROUP**  
**PART 1 - ORGANIZATIONAL CHART**

Federal ID#	Entity Name	% of Voting Shares	Insurer / Non-Insurer	Note
	SLC Management Canadian Commercial Mortgage Fund	80.318%	Non-Insurer	
	SLC Management Core Fixed Income Fund	99.99%	Non-Insurer	
	SLC Management Long Term Core Fixed Income Fund	99.99%	Non-Insurer	
98-1637634	SLC Management Multi-Asset Credit Fund LP	100%	Non-Insurer	
87-3346872	SLC Management MAC Investments LP	95%	Non-Insurer	
87-3448094	SLC Management MAC US Intermediate LLC	100%	Non-Insurer	
87-3368919	SLC Management MAC US Investments LLC	95%	Non-Insurer	
	SLC Management Private Fixed Income Plus Fund	14.129%	Non-Insurer	
	SLF of Canada UK Limited	100%	Non-Insurer	
	Sun Life Assurance Company of Canada (U.K.) Limited	100%	Insurer	
	Barnwood Properties Limited	100%	Non-Insurer	
	Sun Life of Canada UK Holdings Limited	100%	Non-Insurer	
	Laurtrust Limited	100%	Non-Insurer	
	SLFC Services Company (UK) Limited	100%	Non-Insurer	
	Southpointe Common Corp.	33.33%	Non-Insurer	
	Southpointe Plaza Inc.	33.33%	Non-Insurer	
	Sun Life (Bermuda) Finance No. 2 LLC	100%	Non-Insurer	
	Sun Life (Luxembourg) Finance No. 2 SARL	100%	Non-Insurer	5
04-3401283	Sun Life Assurance Company of Canada - U.S. Operations Holdings, Inc.	15%	Non-Insurer	1
	Sun Life (India) AMC Investments Inc.	100%	Non-Insurer	
	Aditya Birla Sun Life AMC Limited	36.49%	Non-Insurer	
	Aditya Birla Sun Life AMC (Mauritius) Limited	100%	Non-Insurer	
	Aditya Birla Sun Life Asset Management Company Ltd.	100%	Non-Insurer	
	Aditya Birla Sun Life Asset Management Company Pte. Ltd.	100%	Non-Insurer	
	India Advantage Fund Limited	100%	Non-Insurer	
	Aditya Birla Sun Life Trustee Private Limited	49%	Non-Insurer	
	Sun Life Capital Trust	100%	Non-Insurer	
	Sun Life Everbright Life Insurance Company Limited	24.99%	Insurer	
	Sun Life Everbright Asset Management Co., Ltd.	99%	Non-Insurer	
	Sun Life Financial (India) Insurance Investments Inc.	100%	Non-Insurer	
	Aditya Birla Sun Life Insurance Company Limited	49%	Insurer	
	Aditya Birla Sun Life Pension Management Limited	100%	Non-Insurer	

**SCHEDULE Y - INFORMATION CONCERNING ACTIVITIES OF INSURER**  
**MEMBERS OF A HOLDING COMPANY GROUP**  
**PART 1 - ORGANIZATIONAL CHART**

Federal ID#	Entity Name	% of Voting Shares	Insurer / Non-Insurer	Note
	Sun Life Financial Asia Services Limited	100%	Non-Insurer	
	Sun Life Financial Distributors (Canada) Inc.	100%	Non-Insurer	
	Sun Life Financial Investment Services (Canada) Inc.	100%	Non-Insurer	
	Sun Life Financial Investments (Bermuda) Ltd.	100%	Non-Insurer	
	Sun Life Financial of Canada (U.K.) Overseas Investments Limited	100%	Non-Insurer	
	Sun Life of Canada (Netherlands) B.V.	50%	Non-Insurer	
	Sun Life Financial Philippine Holding Company, Inc.	100%	Non-Insurer	
	Sun Life Grepa Financial, Inc.	49%	Insurer	
	Grepa Realty Holdings Corporation	51%	Non-Insurer	
	Grepalife Asset Management Corporation	100%	Non-Insurer	
	Sun Life Investment Management and Trust Corporation	100%	Non-Insurer	
	Sun Life of Canada (Philippines), Inc.	100%	Insurer	
	Sun Life Asset Management Company, Inc.	100%	Non-Insurer	
	Sun Life Prosperity Achiever Fund 2028, Inc.	100%	Non-Insurer	
	Sun Life Prosperity Achiever Fund 2038, Inc.	100%	Non-Insurer	
	Sun Life Prosperity Achiever Fund 2048, Inc.	100%	Non-Insurer	
	Sun Life Prosperity Dollar Wellspring Fund, Inc.	13.33%	Non-Insurer	
	Sun Life Prosperity Peso Voyager Feeder Fund, Inc.	100%	Non-Insurer	
	Sun Life Prosperity Philippine Stock Index Fund, Inc.	12.14%	Non-Insurer	
	Sun Life Prosperity World Equity Index Feeder Fund, Inc.	100%	Non-Insurer	
	Sun Life Prosperity World Income Fund, Inc.	100%	Non-Insurer	
	Sun Life Financial Plans, Inc.	100%	Non-Insurer	
	Sun Life Prosperity Dynamic Fund, Inc.	33.68%	Non-Insurer	
	Sun Life Financial Trust Inc.	100%	Non-Insurer	
	Sun Life Hong Kong Limited	100%	Insurer	
	BentallGreenOak Asia Core Plus Partnership, LP	3.549%	Non-Insurer	
	Bowtie Life Insurance Company Limited	42.58%	Insurer	
	Bowtie x JP Partners Medical Centre Limited	65%	Non-Insurer	
	Sun Life Asset Management (HK) Limited	100%	Non-Insurer	
	Sun Life Financial Holdings (HK) Limited	100%	Non-Insurer	
	Sun Life Hong Kong Services Limited	100%	Non-Insurer	
	Sun Life Investment Holdings (HK) Limited	100%	Non-Insurer	

**SCHEDULE Y - INFORMATION CONCERNING ACTIVITIES OF INSURER**  
**MEMBERS OF A HOLDING COMPANY GROUP**  
**PART 1 - ORGANIZATIONAL CHART**

Federal ID#	Entity Name	% of Voting Shares	Insurer / Non-Insurer	Note
	Sun Life Management Holdings (HK) Limited	100%	Non-Insurer	
	Sun Life Pension Trust Limited	100%	Non-Insurer	
	Sun Life Trustee Company Limited	100%	Non-Insurer	
	Sun Life India Service Centre Private Limited	100%	Non-Insurer	
	Sun Life Information Services Canada, Inc.	100%	Non-Insurer	
	Sun Life Information Services Ireland Limited	100%	Non-Insurer	
	Sun Life Insurance (Canada) Limited	100%	Insurer	
	12723603 Canada Inc.	100%	Non-Insurer	
	BentallGreenOak Asia Core Plus Partnership, LP	12.42%	Non-Insurer	
	BGO GCP Photo Investments LLC	100%	Non-Insurer	
	Godo Kaisha Lotus	99%	Non-Insurer	
	BentallGreenOak Europe Core Plus Logistics SCSp SICAV-RAIF	8.51%	Non-Insurer	
87-3712150	BGO Prime Industrial Development Feeder LLC	19.99%	Non-Insurer	
	SLI General Partner Limited	100%	Non-Insurer	
	SLI Investments LP	0.1%	Non-Insurer	
	SLI Investments LP	99.9%	Non-Insurer	
	6425411 Canada Inc.	100%	Non-Insurer	
	Sun Life Investments LLC	100%	Non-Insurer	
85-3387044	SLI US Real Estate Holdings, Inc.	100%	Non-Insurer	
	Sun Life Investment Holdings GP Inc.	100%	Non-Insurer	
	Sun Life Investment Holdings Limited Partnership	0.01%	Non-Insurer	
	Sun Life Investment Holdings Limited Partnership	99.99%	Non-Insurer	
	SLA Investment Holdings (U.S.) Inc.	100%	Non-Insurer	
	Sun Life Investment Holdings LP Inc.	100%	Non-Insurer	
87-3712150	BGO Prime Industrial Development Feeder LLC	80%	Non-Insurer	
	Sun Life Malaysia Assurance Berhad	49%	Insurer	
	Sun Life Malaysia Takaful Berhad	49%	Insurer	
	Sun Life of Canada (Netherlands) B.V.	50%	Non-Insurer	
	Sun Life Vietnam Insurance Company Limited	100%	Insurer	

<sup>1</sup> Sun Life 2007-1 Financing Corp. owns 100% of the common shares in Sun Life Assurance Company of Canada - U.S. Operations Holdings, Inc. (“US Ops Holdco”), giving it 70% of the voting rights in US Ops Holdco and the right to elect four (4) of the six (6) directors of US Ops Holdco. Sun Life (Luxembourg) Finance No. 1 SARL and Sun Life (Luxembourg) Finance No. 2 SARL own preferred stock in US Ops Holdco, giving them each control of 15% of the voting rights in US Ops Holdco and the right to elect one (1) of the six (6) directors of US Ops Holdco.

<sup>2</sup> The entity is an excluded asset as per the Sun Life-Crescent agreement. Economics benefits, if any, are to CCG Legacy Holdings, not Crescent Capital Group LP. The asset is excluded from Sun Life’s consolidated financial statements.

**SCHEDULE Y - INFORMATION CONCERNING ACTIVITIES OF INSURER**  
**MEMBERS OF A HOLDING COMPANY GROUP**  
**PART 1 - ORGANIZATIONAL CHART**

<sup>3</sup> The parent entity is a Dental Service Organization (DSO) that provides services to the Professional Corporation (PC) under a management contract; the PC retains control over all clinical matters.

<sup>4</sup> BGO Holdings (Cayman), LP is ultimately owned 56% by Sun Life Financial Inc. through BK Canada Holding Inc.’s holding of 78.88% Class A-2 interests in BentallGreenOak (Canada) Limited Partnership.

<sup>5</sup> Sun Life 2007-1 Financing Corp. owns 100% of the Preferred Shares in Sun Life (Luxembourg) Finance No. 2 SARL (“Luxco2”), giving it 25% of the voting rights in Luxco2 with respect to the following matters: (i) approval of the annual accounts of the Company; (ii) amendment to the terms of the Preferred Shares; and (iii) liquidation of the Company. Sun Life (Bermuda) Finance No. 2 LLC owns the other 75% of such voting rights.

**SCHEDULE Y**  
**PART 1A - DETAIL OF INSURANCE HOLDING COMPANY SYSTEM**

Q16

1	2	3	4	5	6	7	8	9	10	11	12	13	14	15	16
Group Code	Group Name	NAIC Comp- any Code	ID Number	FEDERAL RSSD	CIK	Name of Securities Exchange if Publicly Traded (U.S. or International)	Names of Parent, Subsidiaries or Affiliates	Domic- iliary Loca- tion	Rela- tion- ship to Report- ing Entity	Directly Controlled by (Name of Entity / Person)	Type of Control (Ownership, Board, Management, Attorney-in-Fact, Influence, Other)	If Control is Ownership Provide Percentage	Ultimate Controlling Entity(ies) / Person(s)	Is an SCA Filing Required? (Yes/No)	*
4512	DENTAQUEST GROUP	00000	38-4016550				CAREQUEST INSTITUTE FOR ORAL HEALTH, INC.	MA	NIA	CAREQUEST INSTITUTE FOR ORAL HEALTH, INC.	Ownership	100.0	CAREQUEST INSTITUTE FOR ORAL HEALTH, INC.	No	
4512	DENTAQUEST GROUP	52060	04-6143185				DENTAL SERVICE OF MASSACHUSETTS, INC.	MA	UIP	CAREQUEST INSTITUTE FOR ORAL HEALTH, INC.	Ownership	100.0	CAREQUEST INSTITUTE FOR ORAL HEALTH, INC.	No	
4512	DENTAQUEST GROUP	15497	46-5661073				DSM MASSACHUSETTS INSURANCE COMPANY, INC.	MA	NIA	DENTAL SERVICE OF MA INC.	Ownership	100.0	CAREQUEST INSTITUTE FOR ORAL HEALTH, INC.	No	
4512	DENTAQUEST GROUP	00000	04-3428012				DSM INVESTMENTS, INC.	MA	NIA	DENTAL SERVICE OF MA INC.	Ownership	100.0	CAREQUEST INSTITUTE FOR ORAL HEALTH, INC.	No	
4512	DENTAQUEST GROUP	00000	04-3172335				DSM INSURANCE SERVICES, INC.	MA	NIA	DENTAL SERVICE OF MA INC.	Ownership	100.0	CAREQUEST INSTITUTE FOR ORAL HEALTH, INC.	No	
4512	DENTAQUEST GROUP	00000	46-3674034				DENTAQUEST CARE GROUP, INC.	MA	NIA	CAREQUEST INSTITUTE FOR ORAL HEALTH, INC.	Ownership	100.0	CAREQUEST INSTITUTE FOR ORAL HEALTH, INC.	No	
4512	DENTAQUEST GROUP	00000	75-1823660				DENTAL HEALTH PROGRAMS, INC.	MA	NIA	DENTAQUEST CARE GROUP, INC.	Ownership	100.0	CAREQUEST INSTITUTE FOR ORAL HEALTH, INC.	No	
4512	DENTAQUEST GROUP	00000	46-5159049				COMMUNITY CARE OF KENTUCKY, INC.	KY	NIA	DENTAQUEST CARE GROUP, INC.	Ownership	100.0	CAREQUEST INSTITUTE FOR ORAL HEALTH, INC.	No	
4512	DENTAQUEST GROUP	00000	04-3265080				CAREQUEST FOUNDATION, INC.	MA	NIA	CAREQUEST INSTITUTE FOR ORAL HEALTH, INC.	Ownership	100.0	CAREQUEST INSTITUTE FOR ORAL HEALTH, INC.	No	
4512	DENTAQUEST GROUP	00000	83-2714016				CAREQUEST INNOVATION PARTNERS, INC.	MA	NIA	CAREQUEST INSTITUTE FOR ORAL HEALTH, INC.	Ownership	100.0	CAREQUEST INSTITUTE FOR ORAL HEALTH, INC.	No	
4512	DENTAQUEST GROUP	00000	20-4056199				DENTAQUEST GROUP, INC.	DE	UIP	CAREQUEST INSTITUTE FOR ORAL HEALTH, INC.	Ownership	60.0	CAREQUEST INSTITUTE FOR ORAL HEALTH, INC.	No	
4512	DENTAQUEST GROUP	00000	20-0390099				DENTAQUEST, LLC	DE	UDP	DENTAQUEST GROUP, INC.	Ownership	100.0	CAREQUEST INSTITUTE FOR ORAL HEALTH, INC.	No	
4512	DENTAQUEST GROUP	00000	20-1291244				DCP HOLDING COMPANY, INC.	OH	NIA	DENTAQUEST, LLC	Ownership	100.0	CAREQUEST INSTITUTE FOR ORAL HEALTH, INC.	No	
4512	DENTAQUEST GROUP	00000	20-1291244				THE OHIO RETIREE DENTAL BENEFITS ASSOCIATION	OH	NIA	DENTAQUEST, LLC	Ownership	100.0	CAREQUEST INSTITUTE FOR ORAL HEALTH, INC.	No	
4512	DENTAQUEST GROUP	00000	31-1185262				DENTAL CARE PLUS, INC.	OH	NIA	DENTAQUEST, LLC	Ownership	100.0	CAREQUEST INSTITUTE FOR ORAL HEALTH, INC.	No	
4512	DENTAQUEST GROUP	00000	61-1301274				ADENTA, INC.	KY	NIA	DENTAQUEST, LLC	Ownership	100.0	CAREQUEST INSTITUTE FOR ORAL HEALTH, INC.	No	
4512	DENTAQUEST GROUP	00000	20-1455615				INSURANCE ASSOCIATES PLUS, INC.	OH	NIA	DENTAQUEST, LLC	Ownership	100.0	CAREQUEST INSTITUTE FOR ORAL HEALTH, INC.	No	
4512	DENTAQUEST GROUP	00000	11-3692025				DENTAQUEST OF ARIZONA, LLC	WI	NIA	DENTAQUEST, LLC	Ownership	100.0	CAREQUEST INSTITUTE FOR ORAL HEALTH, INC.	No	
4512	DENTAQUEST GROUP	00000	14-1885493				DENTAQUEST OF GEORGIA, LLC	WI	NIA	DENTAQUEST, LLC	Ownership	100.0	CAREQUEST INSTITUTE FOR ORAL HEALTH, INC.	No	
4512	DENTAQUEST GROUP	00000	42-1529687				DENTAQUEST OF ILLINOIS, LLC	WI	NIA	DENTAQUEST, LLC	Ownership	100.0	CAREQUEST INSTITUTE FOR ORAL HEALTH, INC.	No	
4512	DENTAQUEST GROUP	00000	14-1885490				DENTAQUEST OF KENTUCKY, LLC	WI	NIA	DENTAQUEST, LLC	Ownership	100.0	CAREQUEST INSTITUTE FOR ORAL HEALTH, INC.	No	
4512	DENTAQUEST GROUP	00000	81-0567214				DENTAQUEST OF MARYLAND, LLC	WI	NIA	DENTAQUEST, LLC	Ownership	100.0	CAREQUEST INSTITUTE FOR ORAL HEALTH, INC.	No	
4512	DENTAQUEST GROUP	00000	61-1871504				DENTAQUEST OF IOWA, LLC	IA	NIA	DENTAQUEST, LLC	Ownership	100.0	CAREQUEST INSTITUTE FOR ORAL HEALTH, INC.	No	
4512	DENTAQUEST GROUP	00000	56-2356445				DENTAQUEST OF MINNESOTA, LLC	WI	NIA	DENTAQUEST, LLC	Ownership	100.0	CAREQUEST INSTITUTE FOR ORAL HEALTH, INC.	No	
4512	DENTAQUEST GROUP	00000	35-2177954				DENTAQUEST OF TENNESSEE, LLC	WI	NIA	DENTAQUEST, LLC	Ownership	100.0	CAREQUEST INSTITUTE FOR ORAL HEALTH, INC.	No	

**SCHEDULE Y**  
**PART 1A - DETAIL OF INSURANCE HOLDING COMPANY SYSTEM**

Q16.1

1	2	3	4	5	6	7	8	9	10	11	12	13	14	15	16
Group Code	Group Name	NAIC Comp-any Code	ID Number	FEDERAL RSSD	CIK	Name of Securities Exchange if Publicly Traded (U.S. or International)	Names of Parent, Subsidiaries or Affiliates	Domic-iliary Loca-tion	Rela-tion-ship to Report-ing Entity	Directly Controlled by (Name of Entity / Person)	Type of Control (Ownership, Board, Management, Attorney-in-Fact, Influence, Other)	If Control is Ownership Provide Percentage	Ultimate Controlling Entity(ies) / Person(s)	Is an SCA Filing Required? (Yes/No)	*
4512	DENTAQUEST GROUP	00000	14-1885481				DENTAQUEST OF NEW MEXICO, LLC	WI	NIA	DENTAQUEST, LLC	Ownership	100.0	CAREQUEST INSTITUTE FOR ORAL HEALTH, INC.	No	
4512	DENTAQUEST GROUP	00000	81-0616910				DENTAQUEST IPA OF NEW YORK, LLC	WI	NIA	DENTAQUEST, LLC	Ownership	100.0	CAREQUEST INSTITUTE FOR ORAL HEALTH, INC.	No	
4512	DENTAQUEST GROUP	00000	14-1885500				DENTAQUEST OF NEW YORK, LLC	WI	NIA	DENTAQUEST, LLC	Ownership	100.0	CAREQUEST INSTITUTE FOR ORAL HEALTH, INC.	No	
4512	DENTAQUEST GROUP	00000	56-2356433				DENTAQUEST OF NEW JERSEY, LLC	WI	NIA	DENTAQUEST, LLC	Ownership	100.0	CAREQUEST INSTITUTE FOR ORAL HEALTH, INC.	No	
4512	DENTAQUEST GROUP	00000	65-0743731				DENTAQUEST OF FLORIDA, INC.	FL	NIA	DENTAQUEST, LLC	Ownership	100.0	CAREQUEST INSTITUTE FOR ORAL HEALTH, INC.	No	
4512	DENTAQUEST GROUP	12307	20-2970185				DENTAQUEST USA INSURANCE COMPANY, INC.	TX	UDP	DENTAQUEST, LLC	Ownership	100.0	CAREQUEST INSTITUTE FOR ORAL HEALTH, INC.	No	
4512	DENTAQUEST GROUP	67636	59-0397210				DSM USA INSURANCE COMPANY, INC.	PA	DS	DENTAQUEST USA INSURANCE COMPANY, INC.	Ownership	100.0	CAREQUEST INSTITUTE FOR ORAL HEALTH, INC.	No	
4512	DENTAQUEST GROUP	00000	33-0672992				PACIFIC DENTAL NETWORK, INC.	CA	NIA	DENTAQUEST, LLC	Ownership	100.0	CAREQUEST INSTITUTE FOR ORAL HEALTH, INC.	No	
4512	DENTAQUEST GROUP	00000	93-0954061				CALIFORNIA DENTAL NETWORK, INC.	CA	NIA	PACIFIC DENTAL NETWORK, INC.	Ownership	100.0	CAREQUEST INSTITUTE FOR ORAL HEALTH, INC.	No	
4512	DENTAQUEST GROUP	00000	32-0487994				DENTAQUEST CARE GROUP MANAGEMENT, LLC	DE	NIA	DENTAQUEST, LLC	Ownership	100.0	CAREQUEST INSTITUTE FOR ORAL HEALTH, INC.	No	
4512	DENTAQUEST GROUP	00000	20-8939962				ADVANTAGE COMMUNITY HOLDINGS CO., LLC	OR	NIA	DENTAQUEST CARE GROUP MANAGEMENT, LLC	Ownership	100.0	CAREQUEST INSTITUTE FOR ORAL HEALTH, INC.	No	
4512	DENTAQUEST GROUP	00000	84-1851756				DQCGM OF MASSACHUSETTS, LLC	DE	NIA	DENTAQUEST CARE GROUP MANAGEMENT, LLC	Ownership	100.0	CAREQUEST INSTITUTE FOR ORAL HEALTH, INC.	No	
4512	DENTAQUEST GROUP	00000	84-3407897				DQCGM OF WASHINGTON, LLC	DE	NIA	DENTAQUEST CARE GROUP MANAGEMENT, LLC	Ownership	100.0	CAREQUEST INSTITUTE FOR ORAL HEALTH, INC.	No	
4512	DENTAQUEST GROUP	00000	87-2778161				DQCGM OF ALABAMA, LLC	DE	NIA	DENTAQUEST CARE GROUP MANAGEMENT, LLC	Ownership	100.0	CAREQUEST INSTITUTE FOR ORAL HEALTH, INC.	No	
4512	DENTAQUEST GROUP	00000	87-3142270				DQCGM OF FLORIDA, LLC	DE	NIA	DENTAQUEST CARE GROUP MANAGEMENT, LLC	Ownership	100.0	CAREQUEST INSTITUTE FOR ORAL HEALTH, INC.	No	
4512	DENTAQUEST GROUP	00000	93-1195386				ADVANTAGE DENTAL SERVICES, LLC	OR	NIA	ADVANTAGE COMMUNITY HOLDING CO., LLC	Ownership	100.0	CAREQUEST INSTITUTE FOR ORAL HEALTH, INC.	No	
4512	DENTAQUEST GROUP	00000	93-1156986				ADVANTAGE DENTAL PLAN, INC.	OR	IA	ADVANTAGE COMMUNITY HOLDING CO., LLC	Ownership	100.0	CAREQUEST INSTITUTE FOR ORAL HEALTH, INC.	No	
4512	DENTAQUEST GROUP	00000	45-4129709				OREGON COMMUNITY DENTAL CARE	OR	NIA	ADVANTAGE COMMUNITY HOLDING CO., LLC	Ownership	100.0	CAREQUEST INSTITUTE FOR ORAL HEALTH, INC.	No	
4512	DENTAQUEST GROUP	00000	57-1140840				ADVANTAGE LEVERAGED LENDERS, INC.	OR	NIA	ADVANTAGE COMMUNITY HOLDING CO., LLC	Ownership	100.0	CAREQUEST INSTITUTE FOR ORAL HEALTH, INC.	No	
4512	DENTAQUEST GROUP	00000	26-3981367				ADVANTAGE SUPPORT SERVICES, LLC	OR	NIA	ADVANTAGE COMMUNITY HOLDING CO., LLC	Ownership	100.0	CAREQUEST INSTITUTE FOR ORAL HEALTH, INC.	No	
4512	DENTAQUEST GROUP	00000	26-3981408				ADVANTAGE CONSULTING SERVICES, LLC	OR	NIA	ADVANTAGE SUPPORT SERVICES, LLC	Ownership	100.0	CAREQUEST INSTITUTE FOR ORAL HEALTH, INC.	No	
4512	DENTAQUEST GROUP	00000	27-0357326				DQCGM OF OREGON, LLC	OR	NIA	ADVANTAGE COMMUNITY HOLDING COMPANY, LLC	Ownership	100.0	CAREQUEST INSTITUTE FOR ORAL HEALTH, INC.	No	

Asterisk	Explanation
0000001	Footnote 1 .....
0000002	Footnote 2 .....





**OVERFLOW PAGE FOR WRITE-INS**

**SCHEDULE A - VERIFICATION**

**Real Estate**

		1	2
		Year To Date	Prior Year Ended December 31
1.	Book/adjusted carrying value, December 31 of prior year .....		
2.	Cost of acquired:		
	2.1 Actual cost at time of acquisition .....		
	2.2 Additional investment made after acquisition .....		
3.	Current year change in encumbrances .....		
4.	Total gain (loss) on disposals .....		
5.	Deduct amounts received on disposals .....		
6.	Total foreign exchange change in book/adjusted carrying value .....		
7.	Deduct current year's other-than-temporary impairment recognized .....		
8.	Deduct current year's depreciation .....		
9.	Book/adjusted carrying value at the end of current period (Lines 1 + 2 + 3 + 4 - 5 + 6 - 7 - 8 ) .....		
10.	Deduct total nonadmitted amounts .....		
11.	Statement value at end of current period (Line 9 minus Line 10) .....		

**SCHEDULE B - VERIFICATION**

**Mortgage Loans**

		1	2
		Year To Date	Prior Year Ended December 31
1.	Book value/recorded investment excluding accrued interest, December 31 of prior year .....		
2.	Cost of acquired:		
	2.1 Actual cost at time of acquisition .....		
	2.2 Additional investment made after acquisition .....		
3.	Capitalized deferred interest and other .....		
4.	Accrual of discount .....		
5.	Unrealized valuation increase (decrease) .....		
6.	Total gain (loss) on disposals .....		
7.	Deduct amounts received on disposals .....		
8.	Deduct amortization of premium and mortgage interest points and commitment fees .....		
9.	Total foreign exchange change in book value/recorded investment excluding accrued interest .....		
10.	Deduct current year's other-than-temporary impairment recognized .....		
11.	Book value/recorded investment excluding accrued interest at end of current period (Lines 1 + 2 + 3 + 4 + 5 + 6 - 7 - 8 + 9 - 10) .....		
12.	Total valuation allowance .....		
13.	Subtotal (Line 11 plus Line 12) .....		
14.	Deduct total nonadmitted amounts .....		
15.	Statement value at end of current period (Line 13 minus Line 14) .....		

**SCHEDULE BA - VERIFICATION**

**Other Long-Term Invested Assets**

		1	2
		Year To Date	Prior Year Ended December 31
1.	Book/adjusted carrying value, December 31 of prior year .....		
2.	Cost of acquired:		
	2.1 Actual cost at time of acquisition .....		
	2.2 Additional investment made after acquisition .....		
3.	Capitalized deferred interest and other .....		
4.	Accrual of discount .....		
5.	Unrealized valuation increase (decrease) .....		
6.	Total gain (loss) on disposals .....		
7.	Deduct amounts received on disposals .....		
8.	Deduct amortization of premium and depreciation .....		
9.	Total foreign exchange change in book/adjusted carrying value .....		
10.	Deduct current year's other-than-temporary impairment recognized .....		
11.	Book/adjusted carrying value at end of current period (Lines 1 + 2 + 3 + 4 + 5 + 6 - 7 - 8 + 9 - 10) .....		
12.	Deduct total nonadmitted amounts .....		
13.	Statement value at end of current period (Line 11 minus Line 12) .....		

**SCHEDULE D - VERIFICATION**

**Bonds and Stocks**

		1	2
		Year To Date	Prior Year Ended December 31
1.	Book/adjusted carrying value of bonds and stocks, December 31 of prior year .....	7,240,236	7,774,939
2.	Cost of bonds and stocks acquired .....	271,677	876,734
3.	Accrual of discount .....	1,156	1,390
4.	Unrealized valuation increase (decrease) .....		
5.	Total gain (loss) on disposals .....	(2,406)	27,994
6.	Deduct consideration for bonds and stocks disposed of .....	268,313	1,416,684
7.	Deduct amortization of premium .....	11,552	24,137
8.	Total foreign exchange change in book/adjusted carrying value .....		
9.	Deduct current year's other-than-temporary impairment recognized .....		
10.	Total investment income recognized as a result of prepayment penalties and/or acceleration fees .....		
11.	Book/adjusted carrying value at end of current period (Lines 1 + 2 + 3 + 4 + 5 - 6 - 7 + 8 - 9 + 10) .....	7,230,797	7,240,236
12.	Deduct total nonadmitted amounts .....		
13.	Statement value at end of current period (Line 11 minus Line 12) .....	7,230,797	7,240,236

QSI02

**SCHEDULE D - PART 1B**  
**Showing the Acquisitions, Dispositions and Non-Trading Activity**  
**During the Current Quarter for all Bonds and Preferred Stock by NAIC Designation**

NAIC Designation		1 Book/Adjusted Carrying Value Beginning of Current Quarter	2 Acquisitions During Current Quarter	3 Dispositions During Current Quarter	4 Non-Trading Activity During Current Quarter	5 Book/Adjusted Carrying Value End of First Quarter	6 Book/Adjusted Carrying Value End of Second Quarter	7 Book/Adjusted Carrying Value End of Third Quarter	8 Book/Adjusted Carrying Value December 31 Prior Year
<b>BONDS</b>									
1.	NAIC 1 (a) .....	5,203,224	4,328	2,474	(4,193)	5,203,224	5,200,885		5,161,160
2.	NAIC 2 (a) .....	1,619,077	92,570	105,511	(604)	1,619,077	1,605,531		1,645,481
3.	NAIC 3 (a) .....	433,383		8,971	(31)	433,383	424,381		433,595
4.	NAIC 4 (a) .....								
5.	NAIC 5 (a) .....								
6.	NAIC 6 (a) .....								
7.	Total Bonds .....	7,255,683	96,898	116,956	(4,828)	7,255,683	7,230,797		7,240,236
<b>PREFERRED STOCK</b>									
8.	NAIC 1 .....								
9.	NAIC 2 .....								
10.	NAIC 3 .....								
11.	NAIC 4 .....								
12.	NAIC 5 .....								
13.	NAIC 6 .....								
14.	Total Preferred Stock .....								
15.	Total Bonds & Preferred Stock .....	7,255,683	96,898	116,956	(4,828)	7,255,683	7,230,797		7,240,236

(a) Book/Adjusted Carrying Value column for the end of the current reporting period includes the following amount of short-term and cash equivalent bonds by NAIC designation: NAIC 1 \$.....0; NAIC 2 \$.....0;  
NAIC 3 \$.....0; NAIC 4 \$.....0; NAIC 5 \$.....0; NAIC 6 \$.....0

SCHEDULE DA - PART 1

Short - Term Investments					
	1	2	3	4	5
	Book/Adjusted Carrying Value	Par Value	Actual Cost	Interest Collected Year To Date	Paid for Accrued Interest Year To Date
7709999999. Totals .....	.....	X X X .....	.....	.....	.....

SCHEDULE DA - Verification

Short-Term Investments			1	2
			Year To Date	Prior Year Ended December 31
1.	Book/adjusted carrying value, December 31 of prior year .....		.....	.....
2.	Cost of short-term investments acquired .....		.....	.....
3.	Accrual of discount .....		.....	.....
4.	Unrealized valuation increase (decrease) .....		.....	.....
5.	Total gain (loss) on disposals .....		.....	.....
6.	Deduct consideration received on disposals .....		.....	.....
7.	Deduct amortization of premium .....		.....	.....
8.	Total foreign exchange change in book/adjusted carrying value .....		.....	.....
9.	Deduct current year's other-than-temporary impairment recognized .....		.....	.....
10.	Book/adjusted carrying value at end of current period (Lines 1 + 2 + 3 + 4 + 5 - 6 - 7 + 8 - 9) .....		.....	.....
11.	Deduct total nonadmitted amounts .....		.....	.....
12.	Statement value at end of current period (Line 10 minus Line 11) .....		.....	.....

**SCHEDULE DB - PART A - VERIFICATION**

**Options, Caps, Floors, Collars, Swaps and Forwards**

1.	Book Adjusted Carrying Value, December 31, prior year (Line 10, prior year) .....	.....
2.	Cost Paid/(Consideration Received) on additions .....	.....
3.	Unrealized Valuation increase/(decrease) .....	.....
4.	SSAP No. 108 adjustments .....	.....
5.	Total gain (loss) on termination recognized .....	.....
6.	Considerations received/(paid) on terminations .....	.....
7.	Amortization .....	.....
8.	Adjustment to the Book/Adjusted Carrying Value of hedged item .....	.....
9.	Total foreign exchange change in Book/Adjusted Carrying Value .....	.....
10.	Book/Adjusted Carrying Value at End of Current Period (Lines 1 + 2 + 3 + 4 + 5 - 6 + 7 + 8 + 9) .....	.....
11.	Deduct nonadmitted assets .....	.....
12.	Statement value at end of current period (Line 10 minus Line 11) .....	.....

**SCHEDULE DB - PART B - VERIFICATION**

**Futures Contracts**

1.	Book/Adjusted carrying value, December 31 of prior year (Line 6, prior year) .....				.....
2.	Cumulative cash change (Section 1, Broker Name/Net Cash Deposits Footnote - Cumulative Cash Change column) .....				.....
3.1	Add:				
	Change in variation margin on open contracts - Highly Effective Hedges				
3.11	Section 1, Column 15, current year to date minus .....	.....			
3.12	Section 1, Column 15, prior year .....	.....			
	Change in variation margin on open contracts - All Other				
3.13	Section 1, Column 18, current year to date minus .....	.....			
3.14	Section 1, Column 18, prior year .....	.....			
3.2	Add:				
	Change in adjustment to basis of hedged item				
3.21	Section 1, Column 17, current year to date minus .....	.....			
3.22	Section 1, Column 17, prior year .....	.....			
	Change in amount recognized				
3.23	Section 1, Column 19, current year to date minus .....	.....			
3.24	Section 1, Column 19, prior year plus .....	.....			
3.25	SSAP No. 108 adjustments .....	.....			
3.3	Subtotal (Line 3.1 minus Line 3.2) .....	.....			.....
4.1	Cumulative variation margin on terminated contracts during the year .....				
4.2	Less:				
4.21	Amount used to adjust basis of hedged item .....	.....			
4.22	Amount recognized .....	.....			
4.23	SSAP No. 108 adjustments .....	.....			
4.3	Subtotal (Line 4.1 minus Line 4.2) .....	.....			.....
5.	Dispositions gains (losses) on contracts terminated in prior year:				
5.1	Total gain (loss) recognized for terminations in prior year .....				.....
5.2	Total gain (loss) adjusted into the hedged item(s) for terminations in prior year .....				.....
6.	Book/Adjusted Carrying Value at end of current period (Lines 1 + 2 + 3.3 - 4.3 - 5.1 - 5.2) .....				.....
7.	Deduct total nonadmitted amounts .....				.....
8.	Statement value at end of current period (Line 6 minus Line 7) .				.....

**SCHEDULE DB - PART C - SECTION 1**  
**Replication (Synthetic Asset) Transactions Open as of Current Statement Date**

Replication (Synthetic Asset) Transactions								Components of the Replication (Synthetic Asset) Transactions							
1	2	3	4	5	6	7	8	Derivative Instrument(s) Open			Cash Instrument(s) Held				
								9	10	11	12	13	14	15	16
Number	Description	NAIC Designation or Other Description	Notional Amount	Book/Adjusted Carrying Value	Fair Value	Effective Date	Maturity Date	Description	Book/Adjusted Carrying Value	Fair Value	CUSIP	Description	NAIC Designation or Other Description	Book/Adjusted Carrying Value	Fair Value
9999999999 Totals .....				.....	.....	. X X X .	. X X X .	..... X X X .....	.....	.....	.... X X X ...	..... X X X .....	..... X X X .....	.....	.....

**SCHEDULE DB - PART C - SECTION 2**  
**Replication (Synthetic Asset) Transactions Open**

		First Quarter		Second Quarter		Third Quarter		Fourth Quarter		Year To Date	
		1	2	3	4	5	6	7	8	9	10
		Number of Positions	Total Replication (Synthetic Asset) Transactions Statement Value	Number of Positions	Total Replication (Synthetic Asset) Transactions Statement Value	Number of Positions	Total Replication (Synthetic Asset) Transactions Statement Value	Number of Positions	Total Replication (Synthetic Asset) Transactions Statement Value	Number of Positions	Total Replication (Synthetic Asset) Transactions Statement Value
1.	Beginning Inventory .....										
2.	Add: Opened or Acquired Transactions .....										
3.	Add: Increases in Replication (Synthetic Asset) Transactions Statement Value .....	X X X .....		X X X .....		X X X .....		X X X .....		X X X .....	
4.	Less: Closed or Disposed of Transactions .....										
5.	Less: Positions Disposed of for Failing Effectiveness Criteria .....										
6.	Less: Decreases in Replication (Synthetic Asset) Transactions Statement Value .....	X X X .....		X X X .....		X X X .....		X X X .....		X X X .....	
7.	Ending Inventory .....										



**SCHEDULE DB - VERIFICATION**

**Verification of Book/Adjusted Carrying Value, Fair Value and Potential Exposure of all Open Derivative Contracts**

		Book/Adjusted Carrying Value Check	
1.	Part A, Section 1, Column 14 .....	.....	
2.	Part B, Section 1, Column 15 plus Part B, Section 1 Footnote - Total Ending Cash Balance .....	.....	
3.	Total (Line 1 plus Line 2) .....		.....
4.	Part D, Section 1, Column 6 .....	.....	
5.	Part D, Section 1, Column 7 .....	.....	
6.	Total (Line 3 minus Line 4 minus Line 5) .....		.....

		Fair Value Check	
7.	Part A, Section 1, Column 16 .....	.....	
8.	Part B, Section 1, Column 13 .....	.....	
9.	Total (Line 7 plus Line 8) .....		.....
10.	Part D, Section 1, Column 9 .....	.....	
11.	Part D, Section 1, Column 10 .....	.....	
12.	Total (Line 9 minus Line 10 minus Line 11) .....		.....

		Potential Exposure Check	
13.	Part A, Section 1, Column 21 .....	.....	
14.	Part B, Section 1, Column 20 .....	.....	
15.	Part D, Section 1, Column 12 .....	.....	
16.	Total (Line 13 plus Line 14 minus Line 15) .....		.....

**SCHEDULE E - PART 2 - VERIFICATION**  
**(Cash Equivalents)**

		1	2
		Year To Date	Prior Year Ended December 31
1.	Book/adjusted carrying value, December 31 of prior year .....	2,113,051	1,456,635
2.	Cost of cash equivalents acquired .....	262,065	1,268,281
3.	Accrual of discount .....		
4.	Unrealized valuation increase (decrease) .....		
5.	Total gain (loss) on disposals .....		
6.	Deduct consideration received on disposals .....	601,527	611,865
7.	Deduct amortization of premium .....		
8.	Total foreign exchange change in book/adjusted carrying value .....		
9.	Deduct current year's other-than-temporary impairment recognized .....		
10.	Book/adjusted carrying value at end of current period (Lines 1 + 2 + 3 + 4 + 5 - 6 - 7 + 8 - 9) .....	1,773,590	2,113,051
11.	Deduct total nonadmitted amounts .....		
12.	Statement value at end of current period (Line 10 minus Line 11) .....	1,773,590	2,113,051

**SCHEDULE A - PART 2**

**Showing all Real Estate ACQUIRED AND ADDITIONS MADE During the Current Quarter**

1	Location		4	5	6	7	8	9
	2	3						
	Description of Property	City						
0399999 Totals .....					.....	.....	.....	.....

**SCHEDULE A - PART 3**

**Showing All Real Estate DISPOSED During the Quarter, Including Payments During the Final Year on "Sales Under Contract"**

1  Description of Property	Location		4  Disposal Date	5  Name of Purchaser	6  Actual Cost	7 Expended for Additions, Permanent Improvements and Changes in Encumbrances	8 Book/Adjusted Carrying Value Less Encumbrances Prior Year	Change in Book/Adjusted Carrying Value Less Encumbrances					14 Book/Adjusted Carrying Value Less Encumbrances on Disposal	15 Amounts Received During Year	16 Foreign Exchange Gain (Loss) on Disposal	17 Realized Gain (Loss) on Disposal	18 Total Gain (Loss) on Disposal	19 Gross Income Earned Less Interest Incurred on Encumbrances	20 Taxes, Repairs and Expenses Incurred
	2  City	3  State						9 Current Year's Depreciation	10 Current Year's Other-Than- Temporary Impairment Recognized	11 Current Year's Change in Encumbrances	12 Total Change in B/A C.V. (11 - 9 - 10)	13 Total Foreign Exchange Change in B/A C.V.							
0399999 Totals																			

SCHEDULE B - PART 2

Showing All Mortgage Loans ACQUIRED AND ADDITIONS MADE During the Current Quarter

1	Location		4	5	6	7	8	9
	2	3						
Loan Number	City	State	Loan Type	Date Acquired	Rate of Interest	Actual Cost at Time of Acquisition	Additional Investment Made After Acquisition	Value of Land and Buildings
3399999 Total Mortgages (sum of Lines 0899999, 1699999, 2499999 and 3299999)								

SCHEDULE B - PART 3

Showing All Mortgage Loans DISPOSED, Transferred or Repaid During the Current Quarter

1	Location		4	5	6	7	Change in Book Value/Recorded Investment						14	15	16	17	18
	2	3					8	9	10	11	12	13					
Loan Number	City	State	Loan Type	Date Acquired	Disposal Date	Book Value/Recorded Investment Excluding Accrued Interest Prior Year	Unrealized Valuation Increase (Decrease)	Current Year's (Amortization)/ Accretion	Current Year's Other-Than-Temporary Impairment Recognized	Capitalized Deferred Interest and Other	Total Change in Book Value (8+9-10+11)	Total Foreign Exchange Change in Book Value	Book Value/Recorded Investment Excluding Accrued Interest on Disposal	Consider-ation	Foreign Exchange Gain (Loss) on Disposal	Realized Gain (Loss) on Disposal	Total Gain (Loss) on Disposal
0599999 Totals																	

**SCHEDULE BA - PART 2**

**Showing Other Long-Term Invested Assets ACQUIRED AND ADDITIONS MADE During the Current Quarter**

1  CUSIP Identification	2  Name or Description	Location		5  Name of Vendor or General Partner	6  NAIC Designation, NAIC Designation Modifier and SVO Administrative Symbol	7  Date Originally Acquired	8  Type and Strategy	9  Actual Cost at Time of Acquisition	10  Additional Investment Made After Acquisition	11  Amount of Encumbrances	12  Commitment for Additional Investment	13  Percentage of Ownership
		3	4									
		City	State									
5099999 TOTALS .....								.....	.....	.....	.....	.... X X X ...

**SCHEDULE BA - PART 3**

**Showing Other Long-Term Invested Assets DISPOSED, Transferred or Repaid During the Current Quarter**

1	2	Location		5	6	7	8	Change in Book/Adjusted Carrying Value						15	16	17	18	19	20
		3	4					9	10	11	12	13	14						
CUSIP Identification	Name or Description	City	State	Name of Purchaser or Nature of Disposal	Date Originally Acquired	Disposal Date	Book/Adjusted Carrying Value Less Encumbrances, Prior Year	Unrealized Valuation Increase (Decrease)	Current Year's (Depreciation) or (Amortization)/ Accretion	Current Year's Other Than Temporary Impairment Recognized	Capitalized Deferred Interest and Other	Total Change in B./A.C.V. (9 + 10 - 11 + 12)	Total Foreign Exchange Change in B./A.C.V.	Book/Adjusted Carrying Value Less Encumbrances on Disposal	Consideration	Foreign Exchange Gain (Loss) on Disposal	Realized Gain (Loss) on Disposal	Total Gain (Loss) on Disposal	Investment Income
5099999 TOTALS																			

SCHEDULE D - PART 3

Show All Long-Term Bonds and Stock Acquired During the Current Quarter

1	2	3	4	5	6	7	8	9	10
CUSIP Identification	Description	Foreign	Date Acquired	Name of Vendor	Number of Shares of Stock	Actual Cost	Par Value	Paid for Accrued Interest and Dividends	NAIC Designation, NAIC Designation Modifier and SVO Administrative Symbol
<b>Bonds - Industrial and Miscellaneous (Unaffiliated)</b>									
79466LAJ3	SALESFORCE INC		06/02/2022	Paine Webber	X X X	4,328	5,000	38	1.F FE
87264ABZ7	T-MOBIXE USA INC		04/13/2022	Paine Webber	X X X	92,570	100,000	263	2.C FE
1109999999	Subtotal - Bonds - Industrial and Miscellaneous (Unaffiliated)				X X X	96,898	105,000	301	X X X
2509999997	Subtotal - Bonds - Part 3				X X X	96,898	105,000	301	X X X
2509999998	Summary Item from Part 5 for Bonds (N/A to Quarterly)				X X X	X X X	X X X	X X X	X X X
2509999999	Subtotal - Bonds				X X X	96,898	105,000	301	X X X
4509999998	Summary Item from Part 5 for Preferred Stocks (N/A to Quarterly)				X X X	X X X	X X X	X X X	X X X
4509999999	Subtotal - Preferred Stocks				X X X		X X X		X X X
5989999998	Summary Item from Part 5 for Common Stocks (N/A to Quarterly)				X X X	X X X	X X X	X X X	X X X
5989999999	Subtotal - Common Stocks				X X X		X X X		X X X
5999999999	Subtotal - Preferred and Common Stocks				X X X		X X X		X X X
6009999999	Total - Bonds, Preferred and Common Stocks				X X X	96,898	X X X	301	X X X

**SCHEDULE D - PART 4**  
**Show All Long-Term Bonds and Stocks Sold, Redeemed or Otherwise Disposed of**  
**During the Current Quarter**

1	2	3 F o r e i g n	4	5	6	7	8	9	10	Change in Book/Adjusted Carrying Value					16	17	18	19	20	21	22 NAIC Designation, NAIC Designation Modifier and SVO Admini- strative Symbol
										11	12	13	14	15							
CUSIP Identification	Description		Disposal Date	Name of Purchaser	Number of Shares of Stock	Consideration	Par Value	Actual Cost	Prior Year Book/ Adjusted Carrying Value	Unrealized Valuation Increase/ (Decrease)	Current Year's (Amortization)/ Accretion	Current Year's Temporary Impairment Recognized	Total Change in B./A.C.V. (11 + 12 - 13)	Total Foreign Exchange Change in B./A.C.V.	Book/ Adjusted Carrying Value at Disposal Date	Foreign Exchange Gain (Loss) on Disposal	Realized Gain (Loss) on Disposal	Total Gain (Loss) on Disposal	Bond Interest/ Stock Dividends Received During Year	Stated Contractual Maturity Date	
<b>Bonds - Industrial and Miscellaneous (Unaffiliated)</b>																					
023770AA8	AMERICAN AIRXINES 2015-1 PASS THROUGH TR		05/01/2022	Paydown	X X X	3,163	3,163	3,053	3,134		1		1		3,136		28	28	53	11/01/2028	3.A FE
23283PAQ7	CYRUSONE XP		04/11/2022	CaXX @ 100.28	X X X	100,284	100,000	106,826	104,643	(453)			(453)		104,190	(3,906)	(3,906)	(3,906)	1,176	11/15/2024	2.C FE
477143AH4	JBXU AA - ABS		05/15/2022	Paydown	X X X	2,439	2,439	2,486	2,476	(2)			(2)		2,474	(36)	(36)	(36)	34	11/15/2033	1.F FE
90346WAA1	AMERICAN AIRXINES 2013-1 PASS THROUGH TR		05/15/2022	Paydown	X X X	5,837	5,837	5,833	5,835		0		0		5,835		3	3	115	05/15/2027	3.A FE
90932DAA3	UNITED AIRXINES 2016-2 PASS THROUGH TRUS		04/07/2022	Paydown	X X X	1,322	1,322	1,322	1,322						1,322				20	04/07/2030	2.B FE
1109999999	Subtotal - Bonds - Industrial and Miscellaneous (Unaffiliated)				X X X	113,044	112,761	119,519	117,409	(454)			(454)		116,956	(3,911)	(3,911)	(3,911)	1,399	X X X	X X X
2509999997	Subtotal - Bonds - Part 4				X X X	113,044	112,761	119,519	117,409	(454)			(454)		116,956	(3,911)	(3,911)	(3,911)	1,399	X X X	X X X
2509999998	Summary Item from Part 5 for Bonds (N/A to Quarterly)				X X X	X X X	X X X	X X X	X X X	X X X	X X X	X X X	X X X	X X X	X X X	X X X	X X X	X X X	X X X	X X X	X X X
2509999999	Subtotal - Bonds				X X X	113,044	112,761	119,519	117,409	(454)			(454)		116,956	(3,911)	(3,911)	(3,911)	1,399	X X X	X X X
4509999998	Summary Item from Part 5 for Preferred Stocks (N/A to Quarterly)				X X X	X X X	X X X	X X X	X X X	X X X	X X X	X X X	X X X	X X X	X X X	X X X	X X X	X X X	X X X	X X X	X X X
4509999999	Subtotal - Preferred Stocks				X X X		X X X													X X X	X X X
5989999998	Summary Item from Part 5 for Common Stocks (N/A to Quarterly)				X X X	X X X	X X X	X X X	X X X	X X X	X X X	X X X	X X X	X X X	X X X	X X X	X X X	X X X	X X X	X X X	X X X
5989999999	Subtotal - Common Stocks				X X X		X X X													X X X	X X X
5999999999	Subtotal - Preferred and Common Stocks				X X X		X X X													X X X	X X X
6009999999	Total - Bonds, Preferred and Common Stocks				X X X	113,044	X X X	119,519	117,409	(454)			(454)		116,956	(3,911)	(3,911)	(3,911)	1,399	X X X	X X X

**SCHEDULE DB - PART A - SECTION 1**

Showing all Options, Caps, Floors, Collars, Swaps and Forwards Open as of Current Statement Date

1	2	3	4	5	6	7	8	9	10	11	12	13	14	15	16	17	18	19	20	21	22	23
Description	Description of Item(s) Hedged, Used for Income Generation or Replicated	Schedule/ Exhibit Identifier	Type(s) of Risk(s) (a)	Exchange, Counterparty or Central Clearinghouse	Trade Date	Date of Maturity or Expiration	Number of Contracts	Notional Amount	Strike Price, Rate or Index Received (Paid)	Cumulative Prior Year(s) Initial Cost of Undiscounted Premium (Received) Paid	Current Year Initial Cost of Undiscounted Premium (Received) Paid	Current Year Income	Book/ Adjusted Carrying Value	Code	Fair Value	Unrealized Valuation Increase/ (Decrease)	Total Foreign Exchange Change in B./A.C.V.	Current Year's (Amortization)/ Accretion	Adjustment to Carrying Value of Hedged Item	Potential Exposure	Credit Quality of Reference Entity	Hedge Effectiveness at Inception and at Quarter-end (b)
1759999999 Totals .....										.....	.....	.....	.....	X X X	.....	.....	.....	.....	.....	.....	... X X X ..	... X X X ..

(a)

1	2
Code	Description of Hedged Risk(s)
.....	.....

(b)

1	2
Code	Financial or Economic Impact of the Hedge at the End of the Reporting Period
.....	.....



**SCHEDULE DB - PART B - SECTION 1**  
**Future Contracts Open as of the Current Statement Date**

1	2	3	4	5	6	7	8	9	10	11	12	13	14	Highly Effective Hedges			18	19	20	21	22
														15	16	17					
Ticker Symbol	Number of Contracts	Notional Amount	Description	Description of Item(s) Hedged, Used for Income Generation or Replicated	Schedule/ Exhibit Identifier	Type(s) of Risk(s) (a)	Date of Maturity or Expiration	Exchange	Trade Date	Transaction Price	Reporting Date Price	Fair Value	Book/ Adjusted Carrying Value	Cumulative Variation Margin	Deferred Variation Margin	Change in Variation Margin Gain (Loss) Used to Adjust Basis of Hedged Item	Cumulative Variation Margin for All Other Hedges	Change in Variation Margin Gain (Loss) Recognized in Current Year	Potential Exposure	Hedge Effectiveness at Inception and at Quarter-end (b)	Value of One (1) Point
1759999999 Totals (Sum of Lines 1689999999, 1699999999, 1709999999, 1719999999, 1729999999, 1739999999 and 1749999999)																				... X X X ..	... X X X ..

1	2	3	4
Broker Name	Beginning Cash Balance	Cumulative Cash Change	Ending Cash Balance
9999999999 Total - Net Cash Deposits			

(a)

1	2
Code	Description of Hedged Risk(s)

(b)

1	2
Code	Financial or Economic Impact of the Hedge at the End of the Reporting Period

**SCHEDULE DB - PART D - SECTION 1**

**Counterparty Exposure for Derivative Instruments Open as of Current Statement Date**

1	2	3	Counterparty Offset		Book/Adjusted Carrying Value			Fair Value			12	13
			4	5	6	7	8	9	10	11		
Description of Exchange, Counterparty or Central Clearinghouse	Master Agreement (Y or N)	Credit Support Annex (Y or N)	Fair Value of Acceptable Collateral	Present Value of Financing Premiums	Contracts With Book/Adjusted Carrying Value > 0	Contracts With Book/Adjusted Carrying Value < 0	Exposure Net of Collateral	Contracts With Fair Value > 0	Contracts With Fair Value < 0	Exposure Net of Collateral	Potential Exposure	Off-Balance Sheet Exposure
0199999999 Aggregate Sum of Exchange Traded Derivatives .....												
0299999999 Subtotal - NAIC 1 Designation .....												
0399999999 Subtotal - NAIC 2 Designation .....												
0499999999 Subtotal - NAIC 3 Designation .....												
0599999999 Subtotal - NAIC 4 Designation .....												
0699999999 Subtotal - NAIC 5 Designation .....												
0799999999 Subtotal - NAIC 6 Designation .....												
0899999999 Aggregate Sum of Central Clearinghouses (Excluding Exchange-Traded) .....												
0999999999 Gross Total .....												
1. Offset per SSAP No. 64 .....												
2. Net after right of offset per SSAP No. 64 .....												

**SCHEDULE DB - PART D - SECTION 2**  
Collateral for Derivative Instruments Open as of Current Statement Date

**Collateral Pledged by Reporting Entity**

1 Exchange, Counterparty or Central Clearinghouse	2 Type of Asset Pledged	3 CUSIP Identification	4 Description	5 Fair Value	6 Par Value	7 Book/Adjusted Carrying Value	8 Maturity Date	9 Type of Margin (I, V or IV)
0199999999 Total .....				.....	.....	.....	.... X X X ...	..... X X X .....

**SCHEDULE DB - PART D - SECTION 2**  
Collateral for Derivative Instruments Open as of Current Statement Date

**Collateral Pledged to Reporting Entity**

1 Exchange, Counterparty or Central Clearinghouse	2 Type of Asset Pledged	3 CUSIP Identification	4 Description	5 Fair Value	6 Par Value	7 Book/Adjusted Carrying Value	8 Maturity Date	9 Type of Margin (I, V or IV)
0299999999 Total .....				.....	.....	..... X X X .....	.... X X X ...	..... X X X .....

SCHEDULE DB - PART E

Derivatives Hedging Variable Annuity Guarantees as of Current Statement Date

This schedule is specific for the derivatives and the hedging programs captured in SSAP No. 108

CDHS		Hedged Item								Hedging Instruments								
1	2	3	4	5	6	7	8	9	10	11	12	13	14	15	16	17	18	19
		Prior Fair Value in Full Contract Cash Flows Attributed to Interest Rates	Ending Fair Value in Full Contract Cash Flows Attributed to Interest Rates	Fair Value Gain (Loss) in Full Contract Cash Flows Attributed to Interest Rates (4-3)	Fair Value Gain (Loss) in Hedged Item Attributed to Hedged Risk	Current Year Increase (Decrease) in VM-21 Liability	Current Year Increase (Decrease) in VM-21 Liability Attributed to Interest Rates	Change in the Hedged Item Attributed to Hedged Risk Percentage (6 / 5)	Current Year Increase (Decrease) in VM-21 Liability Attributed to Hedged Risk (8 * 9)	Prior Deferred Balance	Current Year Fair Value Fluctuation of the Hedge Instruments	Current Year Natural Offset to VM-21 Liability	Hedging Instruments Current Fair Value Fluctuation Not Attributed to Hedged Risk	Hedge Gain (Loss) in Current Year Deferred Adjustment [12-(13+14)]	Current Year Prescribed Deferred Amortization	Current Year Additional Deferred Amortization	Current Year Total Deferred Amortization (16 + 17)	Ending Deferred Balance (11 + 15 + 18)
0199999999 Totals								X X X										

**SCHEDULE DL - PART 1**  
**SECURITIES LENDING COLLATERAL ASSETS**

**Reinvested Collateral Assets Owned Current Statement Date**  
(Securities lending collateral assets reported in aggregate on Line 10 of the Assets page  
and not included on Schedules A, B, BA, D, DB and E)

1	2	3	4	5	6	7
CUSIP Identification	Description	Code	NAIC Designation, NAIC Designation Modifier and SVO Administrative Symbol	Fair Value	Book/Adjusted Carrying Value	Maturity Dates
999999999 Grand Totals .....				.....	.....	.... X X X ...

General Interrogatories:  
1. Total activity for the year to date Fair Value \$.....0 Book/Adjusted Carrying Value \$.....0  
2. Average balance for the year to date Fair Value \$.....0 Book/Adjusted Carrying Value \$.....0  
3. Reinvested securities lending collateral assets book/adjusted carrying value included in this schedule by NAIC designation: NAIC 1 \$.....0,  
NAIC 2 \$.....0; NAIC 3 \$.....0; NAIC 4 \$.....0; NAIC 5 \$.....0; NAIC 6 \$.....0

**SCHEDULE DL - PART 2**  
**SECURITIES LENDING COLLATERAL ASSETS**

**Reinvested Collateral Assets Owned Current Statement Date**  
(Securities lending collateral assets included on Schedules A, B, BA, D, DB and E  
and not reported in aggregate on Line 10 of the Assets page)

1	2	3	4	5	6	7
CUSIP Identification	Description	Code	NAIC Designation, NAIC Designation Modifier and SVO Administrative Symbol	Fair Value	Book/Adjusted Carrying Value	Maturity Dates
999999999 Grand Totals .....				.....	.....	.... X X X ...

General Interrogatories:  
1. Total activity for the year to date Fair Value \$.....0 Book/Adjusted Carrying Value \$.....0  
2. Average balance for the year to date Fair Value \$.....0 Book/Adjusted Carrying Value \$.....0

**SCHEDULE E - PART 1 - CASH**

**Month End Depository Balances**

1			2	3	4	5	Book Balance at End of Each Month			9
Depository			Code	Rate of Interest	Amount of Interest Received During Current Quarter	Amount of Interest Accrued at Current Statement Date	During Current Quarter			*
							6	7	8	
							First Month	Second Month	Third Month	
open depositories										
KeyBank .....							2,400,818	1,642,654	1,960,627	X X X
Fifth Third Bank .....							6,274,965	7,035,411	8,068,687	X X X
Wells Fargo .....							4,579,258	4,839,638	5,117,193	X X X
0199998 Deposits in .....2 depositories that do not exceed the allowable limit in any one depository (see Instructions) - open depositories .....			X X X	X X X ..			102,000	102,000	102,000	X X X
0199999 Totals - Open Depositories .....			X X X	X X X ..			13,357,041	13,619,703	15,248,507	X X X
0299998 Deposits in .....0 depositories that do not exceed the allowable limit in any one depository (see Instructions) - suspended depositories .....			X X X	X X X ..						X X X
0299999 Totals - Suspended Depositories .....			X X X	X X X ..						X X X
0399999 Total Cash On Deposit .....			X X X	X X X ..			13,357,041	13,619,703	15,248,507	X X X
0499999 Cash in Company's Office .....			X X X	X X X ..	X X X ..	X X X ..				X X X
0599999 Total Cash .....			X X X	X X X ..			13,357,041	13,619,703	15,248,507	X X X

**SCHEDULE E - PART 2 - CASH EQUIVALENTS**

Show Investments Owned End of Current Quarter

1	2	3	4	5	6	7	8	9
CUSIP	Description	Code	Date Acquired	Rate of Interest	Maturity Date	Book/Adjusted Carrying Value	Amount of Interest Due & Accrued	Amount Received During Year
Exempt Money Market Mutual Funds - as Identified by SVO								
90262Y802	UBS SX TREASURY INST		05/06/2022	1.240	X X X	294		294
94975H296	AXXSPRING:TRS+ MM I		06/02/2022	1.250	X X X	230,071	178	161
8209999999	Subtotal - Exempt Money Market Mutual Funds - as Identified by SVO					230,365	178	455
All Other Money Market Mutual Funds								
000000000	DEPOSIT BANK MM D026		06/16/2022	0.000	X X X	91,501		2
8309999999	Subtotal - All Other Money Market Mutual Funds					91,501		2
Other Cash Equivalents								
	Federated Gov ObXigation Institution		06/01/2022	0.000		1,451,723	1,172	1,185
8509999999	Subtotal - Other Cash Equivalents					1,451,723	1,172	1,185
8609999999	Total Cash Equivalents					1,773,590	1,350	1,642