



HEALTH QUARTERLY STATEMENT

AS OF JUNE 30, 2022
OF THE CONDITION AND AFFAIRS OF THE

Humana Health Plan of Ohio, Inc.

NAIC Group Code01190119NAIC Company Code95348Employer's ID Number31-1154200
(Current)(Prior)

Organized under the Laws ofOhio, State of Domicile or Port of EntryOH

Country of DomicileUnited States of America

Licensed as business type:Health Maintenance Organization

Is HMO Federally Qualified? Yes [X] No []

Incorporated/Organized08/19/1985Commenced Business01/01/1986

Statutory Home Office111 Merchant StreetCincinnati, OH, US 45246
(Street and Number)(City or Town, State, Country and Zip Code)

Main Administrative Office111 Merchant StreetCincinnati, OH, US 45246513-784-5320
(Street and Number)(City or Town, State, Country and Zip Code)(Area Code) (Telephone Number)

Mail AddressP.O. Box 740036Louisville, KY, US 40201-7436
(Street and Number or P.O. Box)(City or Town, State, Country and Zip Code)

Primary Location of Books and Records500 West Main StreetLouisville, KY, US 40202513-784-5320
(Street and Number)(City or Town, State, Country and Zip Code)(Area Code) (Telephone Number)

Internet Website Addresswww.humana.com

Statutory Statement ContactAmanda Nethery502-580-1624
(Name)(Area Code) (Telephone Number)
DOIINQUIRIES@humana.com502-580-2099
(E-mail Address)(FAX Number)

OFFICERS

President & CEOBruce Dale BroussardChief Financial OfficerSusan Marie Diamond

VP, Associate General Counsel & Corporate SecretaryJoseph Matthew RuschellSVP, Chief ActuaryVanessa Marie Olson

OTHER

Vacancy, VP & Treasurer	John Edward Barger III, SVP, Medicaid President	Courtney Danielle Durall, Assistant Corporate Secretary and Legal Advisor
Douglas Allen Edwards, SVP, Enterprise Associate & Business Solutions	Jeremy Leon Gaskill, Vice President, Employer Group Regional President	Michael Andrew Koeberlein #, SVP, Chief Accounting Officer & Controller
Steven Edward McCulley, SVP, Medicare	Sean Joseph O'Reilly, SVP, Chief Compliance Officer	William Mark Preston, VP, Investments
George Renaudin II, SVP, Medicare Markets, Economics and Provider Experience	Donald Hank Robinson, SVP, Tax	Susan Draney Schick, Segment President, Group and Military Business
Michael Poul Tilton, Vice President, Employer Group Regional President	Richard Andrew Vollmer Jr., SVP, Medicare Divisional Leader	Timothy Alan Wheatley, Segment President, Retail
Ralph Martin Wilson, Vice President		

DIRECTORS OR TRUSTEES

Bruce Dale Broussard	Joseph Matthew Ruschell	
----------------------	-------------------------	--

State ofKentuckySS:

County ofJefferson

The officers of this reporting entity being duly sworn, each depose and say that they are the described officers of said reporting entity, and that on the reporting period stated above, all of the herein described assets were the absolute property of the said reporting entity, free and clear from any liens or claims thereon, except as herein stated, and that this statement, together with related exhibits, schedules and explanations therein contained, annexed or referred to, is a full and true statement of all the assets and liabilities and of the condition and affairs of the said reporting entity as of the reporting period stated above, and of its income and deductions therefrom for the period ended, and have been completed in accordance with the NAIC Annual Statement Instructions and Accounting Practices and Procedures manual except to the extent that: (1) state law may differ; or, (2) that state rules or regulations require differences in reporting not related to accounting practices and procedures, according to the best of their information, knowledge and belief, respectively. Furthermore, the scope of this attestation by the described officers also includes the related corresponding electronic filing with the NAIC, when required, that is an exact copy (except for formatting differences due to electronic filing) of the enclosed statement. The electronic filing may be requested by various regulators in lieu of or in addition to the enclosed statement.

Bruce Dale BroussardJoseph Matthew RuschellSusan Marie Diamond
President & CEOVP, Associate General Counsel & Corporate SecretaryChief Financial Officer

Subscribed and sworn to before me this8thday ofAugust, 2022

a. Is this an original filing? Yes [X] No []
b. If no,
1. State the amendment number.....
2. Date filed
3. Number of pages attached.....

Julia Wentworth
Notary Public
January 10, 2025

ASSETS

	Current Statement Date			4 December 31 Prior Year Net Admitted Assets
	1 Assets	2 Nonadmitted Assets	3 Net Admitted Assets (Cols. 1 - 2)	
1. Bonds	34,673,901	0	34,673,901	35,783,085
2. Stocks:				
2.1 Preferred stocks	0	0	0	0
2.2 Common stocks	0	0	0	0
3. Mortgage loans on real estate:				
3.1 First liens	0	0	0	0
3.2 Other than first liens.....	0	0	0	0
4. Real estate:				
4.1 Properties occupied by the company (less \$0 encumbrances)	0	0	0	0
4.2 Properties held for the production of income (less \$0 encumbrances)	0	0	0	0
4.3 Properties held for sale (less \$0 encumbrances)	0	0	0	0
5. Cash (\$9,944,097), cash equivalents (\$20,941,104) and short-term investments (\$0)	30,885,200	0	30,885,200	17,266,574
6. Contract loans (including \$0 premium notes)	0	0	0	0
7. Derivatives	0	0	0	0
8. Other invested assets	0	0	0	304,479
9. Receivables for securities	0	0	0	0
10. Securities lending reinvested collateral assets	0	0	0	0
11. Aggregate write-ins for invested assets	0	0	0	0
12. Subtotals, cash and invested assets (Lines 1 to 11)	65,559,101	0	65,559,101	53,354,138
13. Title plants less \$0 charged off (for Title insurers only)	0	0	0	0
14. Investment income due and accrued	113,882	0	113,882	91,287
15. Premiums and considerations:				
15.1 Uncollected premiums and agents' balances in the course of collection	4,020,939	1,037,401	2,983,538	5,204
15.2 Deferred premiums, agents' balances and installments booked but deferred and not yet due (including \$0 earned but unbilled premiums)	0	0	0	0
15.3 Accrued retrospective premiums (\$326,670) and contracts subject to redetermination (\$2,986,156)	3,312,826	0	3,312,826	2,945,164
16. Reinsurance:				
16.1 Amounts recoverable from reinsurers	0	0	0	0
16.2 Funds held by or deposited with reinsured companies	0	0	0	0
16.3 Other amounts receivable under reinsurance contracts	0	0	0	0
17. Amounts receivable relating to uninsured plans	330,048	0	330,048	935,047
18.1 Current federal and foreign income tax recoverable and interest thereon	0	0	0	1,495,369
18.2 Net deferred tax asset	495,176	0	495,176	495,176
19. Guaranty funds receivable or on deposit	0	0	0	0
20. Electronic data processing equipment and software	0	0	0	0
21. Furniture and equipment, including health care delivery assets (\$0)	262,517	262,517	0	0
22. Net adjustment in assets and liabilities due to foreign exchange rates	0	0	0	0
23. Receivables from parent, subsidiaries and affiliates	13,166,438	0	13,166,438	15,982,975
24. Health care (\$6,087,069) and other amounts receivable	6,245,118	157,298	6,087,820	5,855,268
25. Aggregate write-ins for other than invested assets	2,556,076	2,485,546	70,530	47,831
26. Total assets excluding Separate Accounts, Segregated Accounts and Protected Cell Accounts (Lines 12 to 25)	96,062,122	3,942,762	92,119,360	81,207,458
27. From Separate Accounts, Segregated Accounts and Protected Cell Accounts	0	0	0	0
28. Total (Lines 26 and 27)	96,062,122	3,942,762	92,119,360	81,207,458
DETAILS OF WRITE-INS				
1101.	0	0	0	0
1102.				
1103.				
1198. Summary of remaining write-ins for Line 11 from overflow page	0	0	0	0
1199. Totals (Lines 1101 through 1103 plus 1198)(Line 11 above)	0	0	0	0
2501. Prepaid Expenses	1,682,363	1,682,363	0	0
2502. Deposits	477,745	477,745	0	0
2503. Prepaid Commissions	325,439	325,439	0	0
2598. Summary of remaining write-ins for Line 25 from overflow page	70,530	0	70,530	47,831
2599. Totals (Lines 2501 through 2503 plus 2598)(Line 25 above)	2,556,076	2,485,546	70,530	47,831

LIABILITIES, CAPITAL AND SURPLUS

	Current Period			Prior Year
	1 Covered	2 Uncovered	3 Total	4 Total
1. Claims unpaid (less \$0 reinsurance ceded)	21,710,310	463,855	22,174,165	24,440,853
2. Accrued medical incentive pool and bonus amounts	2,239,478	0	2,239,478	2,174,310
3. Unpaid claims adjustment expenses	156,913	0	156,913	176,741
4. Aggregate health policy reserves, including the liability of \$0 for medical loss ratio rebate per the Public Health Service Act	1,313,389	0	1,313,389	4,378,472
5. Aggregate life policy reserves	0	0	0	0
6. Property/casualty unearned premium reserve	0	0	0	0
7. Aggregate health claim reserves	45,735	0	45,735	45,735
8. Premiums received in advance	4,814,418	0	4,814,418	2,945,510
9. General expenses due or accrued	1,490,465	0	1,490,465	1,682,088
10.1 Current federal and foreign income tax payable and interest thereon (including \$0 on realized gains (losses))	1,059,059	0	1,059,059	0
10.2 Net deferred tax liability	0	0	0	0
11. Ceded reinsurance premiums payable	0	0	0	0
12. Amounts withheld or retained for the account of others	0	0	0	0
13. Remittances and items not allocated	213,185	0	213,185	112,593
14. Borrowed money (including \$0 current) and interest thereon \$0 (including \$0 current)	0	0	0	0
15. Amounts due to parent, subsidiaries and affiliates	0	0	0	0
16. Derivatives	0	0	0	0
17. Payable for securities	0	0	0	0
18. Payable for securities lending	0	0	0	0
19. Funds held under reinsurance treaties (with \$0 authorized reinsurers, \$0 unauthorized reinsurers and \$0 certified reinsurers)	0	0	0	0
20. Reinsurance in unauthorized and certified (\$0) companies	0	0	0	0
21. Net adjustments in assets and liabilities due to foreign exchange rates	0	0	0	0
22. Liability for amounts held under uninsured plans	3,449,782	0	3,449,782	1,371,987
23. Aggregate write-ins for other liabilities (including \$8,910 current)	53,093	0	53,093	47,669
24. Total liabilities (Lines 1 to 23)	36,545,827	463,855	37,009,682	37,375,959
25. Aggregate write-ins for special surplus funds	XXX	XXX	0	0
26. Common capital stock	XXX	XXX	1,000	1,000
27. Preferred capital stock	XXX	XXX	0	0
28. Gross paid in and contributed surplus	XXX	XXX	75,223,747	75,223,747
29. Surplus notes	XXX	XXX	0	0
30. Aggregate write-ins for other than special surplus funds	XXX	XXX	0	0
31. Unassigned funds (surplus)	XXX	XXX	(20,115,070)	(31,393,248)
32. Less treasury stock, at cost:				
32.10 shares common (value included in Line 26 \$0)	XXX	XXX	0	0
32.20 shares preferred (value included in Line 27 \$0)	XXX	XXX	0	0
33. Total capital and surplus (Lines 25 to 31 minus Line 32)	XXX	XXX	55,109,678	43,831,499
34. Total liabilities, capital and surplus (Lines 24 and 33)	XXX	XXX	92,119,360	81,207,458
DETAILS OF WRITE-INS				
2301. Unclaimed Property	27,070	0	27,070	21,646
2302. Premium Payable	26,023	0	26,023	26,023
2303.				
2398. Summary of remaining write-ins for Line 23 from overflow page	0	0	0	0
2399. Totals (Lines 2301 through 2303 plus 2398)(Line 23 above)	53,093	0	53,093	47,669
2501.	XXX	XXX	0	0
2502.	XXX	XXX		
2503.	XXX	XXX		
2598. Summary of remaining write-ins for Line 25 from overflow page	XXX	XXX	0	0
2599. Totals (Lines 2501 through 2503 plus 2598)(Line 25 above)	XXX	XXX	0	0
3001.	XXX	XXX	0	0
3002.	XXX	XXX		
3003.	XXX	XXX		
3098. Summary of remaining write-ins for Line 30 from overflow page	XXX	XXX	0	0
3099. Totals (Lines 3001 through 3003 plus 3098)(Line 30 above)	XXX	XXX	0	0

STATEMENT OF REVENUE AND EXPENSES

	Current Year To Date		Prior Year To Date	Prior Year Ended December 31
	1 Uncovered	2 Total	3 Total	4 Total
1. Member Months	XXX	197,125	193,227	385,757
2. Net premium income (including \$0 non-health premium income).....	XXX	129,745,428	121,082,587	237,697,140
3. Change in unearned premium reserves and reserve for rate credits.....	XXX	0	0	0
4. Fee-for-service (net of \$0 medical expenses).....	XXX	0	0	0
5. Risk revenue	XXX	0	0	0
6. Aggregate write-ins for other health care related revenues	XXX	0	0	0
7. Aggregate write-ins for other non-health revenues	XXX	0	0	0
8. Total revenues (Lines 2 to 7)	XXX	129,745,428	121,082,587	237,697,140
Hospital and Medical:				
9. Hospital/medical benefits	2,012,631	77,657,944	80,610,649	168,795,201
10. Other professional services	9,005	347,458	354,350	759,770
11. Outside referrals	0	0	0	0
12. Emergency room and out-of-area	85,485	3,298,457	2,691,578	5,624,093
13. Prescription drugs	371,088	14,318,521	14,849,251	29,082,042
14. Aggregate write-ins for other hospital and medical	0	0	0	0
15. Incentive pool, withhold adjustments and bonus amounts	0	736,552	746,758	1,903,534
16. Subtotal (Lines 9 to 15)	2,478,209	96,358,932	99,252,585	206,164,639
Less:				
17. Net reinsurance recoveries	0	0	0	0
18. Total hospital and medical (Lines 16 minus 17)	2,478,209	96,358,932	99,252,585	206,164,639
19. Non-health claims (net)	0	0	0	0
20. Claims adjustment expenses, including \$3,392,134 cost containment expenses	0	3,951,768	3,819,405	7,431,886
21. General administrative expenses	0	13,594,583	12,015,372	26,417,845
22. Increase in reserves for life and accident and health contracts (including \$0 increase in reserves for life only)	0	0	0	(7,311,305)
23. Total underwriting deductions (Lines 18 through 22).....	2,478,209	113,905,283	115,087,363	232,703,066
24. Net underwriting gain or (loss) (Lines 8 minus 23)	XXX	15,840,145	5,995,224	4,994,075
25. Net investment income earned	0	99,072	249,956	522,701
26. Net realized capital gains (losses) less capital gains tax of \$52,569	0	197,758	159,195	193,753
27. Net investment gains (losses) (Lines 25 plus 26)	0	296,830	409,151	716,453
28. Net gain or (loss) from agents' or premium balances charged off [(amount recovered \$0) (amount charged off \$0)].....	0	0	0	0
29. Aggregate write-ins for other income or expenses	0	1	0	0
30. Net income or (loss) after capital gains tax and before all other federal income taxes (Lines 24 plus 27 plus 28 plus 29)	XXX	16,136,975	6,404,375	5,710,528
31. Federal and foreign income taxes incurred	XXX	3,613,055	702,947	(835,926)
32. Net income (loss) (Lines 30 minus 31)	XXX	12,523,920	5,701,427	6,546,454
DETAILS OF WRITE-INS				
0601.	XXX	0	0	0
0602.	XXX			
0603.	XXX			
0698. Summary of remaining write-ins for Line 6 from overflow page	XXX	0	0	0
0699. Totals (Lines 0601 through 0603 plus 0698)(Line 6 above)	XXX	0	0	0
0701.	XXX	0	0	0
0702.	XXX			
0703.	XXX			
0798. Summary of remaining write-ins for Line 7 from overflow page	XXX	0	0	0
0799. Totals (Lines 0701 through 0703 plus 0798)(Line 7 above)	XXX	0	0	0
1401.	0	0	0	0
1402.				
1403.				
1498. Summary of remaining write-ins for Line 14 from overflow page	0	0	0	0
1499. Totals (Lines 1401 through 1403 plus 1498)(Line 14 above)	0	0	0	0
2901. Miscellaneous Income	0	1	0	0
2902.				
2903.				
2998. Summary of remaining write-ins for Line 29 from overflow page	0	0	0	0
2999. Totals (Lines 2901 through 2903 plus 2998)(Line 29 above)	0	1	0	0

STATEMENT OF REVENUE AND EXPENSES (Continued)

	1 Current Year to Date	2 Prior Year to Date	3 Prior Year Ended December 31
CAPITAL AND SURPLUS ACCOUNT			
33. Capital and surplus prior reporting year.....	43,831,499	40,307,601	40,307,601
34. Net income or (loss) from Line 32	12,523,920	5,701,427	6,546,454
35. Change in valuation basis of aggregate policy and claim reserves	0	0	0
36. Change in net unrealized capital gains (losses) less capital gains tax of \$0	0	0	0
37. Change in net unrealized foreign exchange capital gain or (loss)	0	0	0
38. Change in net deferred income tax	0	0	(1,592,544)
39. Change in nonadmitted assets	(1,245,741)	(3,246,495)	(1,430,012)
40. Change in unauthorized and certified reinsurance	0	0	0
41. Change in treasury stock	0	0	0
42. Change in surplus notes	0	0	0
43. Cumulative effect of changes in accounting principles.....	0	0	0
44. Capital Changes:			
44.1 Paid in	0	0	0
44.2 Transferred from surplus (Stock Dividend).....	0	0	0
44.3 Transferred to surplus.....	0	0	0
45. Surplus adjustments:			
45.1 Paid in	0	0	0
45.2 Transferred to capital (Stock Dividend)	0	0	0
45.3 Transferred from capital	0	0	0
46. Dividends to stockholders	0	0	0
47. Aggregate write-ins for gains or (losses) in surplus	0	0	0
48. Net change in capital & surplus (Lines 34 to 47)	11,278,179	2,454,933	3,523,898
49. Capital and surplus end of reporting period (Line 33 plus 48)	55,109,678	42,762,534	43,831,499
DETAILS OF WRITE-INS			
4701.	0	0	0
4702.			
4703.			
4798. Summary of remaining write-ins for Line 47 from overflow page	0	0	0
4799. Totals (Lines 4701 through 4703 plus 4798)(Line 47 above)	0	0	0

CASH FLOW

	1 Current Year To Date	2 Prior Year To Date	3 Prior Year Ended December 31
Cash from Operations			
1. Premiums collected net of reinsurance	124,217,711	116,071,163	236,038,466
2. Net investment income	432,867	393,650	783,741
3. Miscellaneous income	0	0	0
4. Total (Lines 1 to 3)	124,650,577	116,464,813	236,822,206
5. Benefit and loss related payments	98,927,157	103,970,907	205,958,200
6. Net transfers to Separate Accounts, Segregated Accounts and Protected Cell Accounts	0	0	0
7. Commissions, expenses paid and aggregate write-ins for deductions	15,019,120	14,060,663	33,317,637
8. Dividends paid to policyholders	0	0	0
9. Federal and foreign income taxes paid (recovered) net of \$78,555 tax on capital gains (losses)	1,111,196	(882,915)	(370,507)
10. Total (Lines 5 through 9)	115,057,473	117,148,655	238,905,329
11. Net cash from operations (Line 4 minus Line 10)	9,593,105	(683,841)	(2,083,123)
Cash from Investments			
12. Proceeds from investments sold, matured or repaid:			
12.1 Bonds	12,117,003	11,393,785	14,739,272
12.2 Stocks	0	0	0
12.3 Mortgage loans	0	0	0
12.4 Real estate	0	0	0
12.5 Other invested assets	0	0	0
12.6 Net gains or (losses) on cash, cash equivalents and short-term investments	0	0	0
12.7 Miscellaneous proceeds	0	0	0
12.8 Total investment proceeds (Lines 12.1 to 12.7)	12,117,003	11,393,785	14,739,272
13. Cost of investments acquired (long-term only):			
13.1 Bonds	10,809,402	12,549,592	15,820,453
13.2 Stocks	0	0	0
13.3 Mortgage loans	0	0	0
13.4 Real estate	0	0	0
13.5 Other invested assets	0	0	0
13.6 Miscellaneous applications	0	241,108	241,108
13.7 Total investments acquired (Lines 13.1 to 13.6)	10,809,402	12,790,700	16,061,561
14. Net increase (or decrease) in contract loans and premium notes	0	0	0
15. Net cash from investments (Line 12.8 minus Line 13.7 and Line 14)	1,307,601	(1,396,915)	(1,322,289)
Cash from Financing and Miscellaneous Sources			
16. Cash provided (applied):			
16.1 Surplus notes, capital notes	0	0	0
16.2 Capital and paid in surplus, less treasury stock	0	0	0
16.3 Borrowed funds	0	0	0
16.4 Net deposits on deposit-type contracts and other insurance liabilities	0	0	0
16.5 Dividends to stockholders	0	0	0
16.6 Other cash provided (applied)	2,717,921	6,029,304	7,813,636
17. Net cash from financing and miscellaneous sources (Line 16.1 through Line 16.4 minus Line 16.5 plus Line 16.6)	2,717,921	6,029,304	7,813,636
RECONCILIATION OF CASH, CASH EQUIVALENTS AND SHORT-TERM INVESTMENTS			
18. Net change in cash, cash equivalents and short-term investments (Line 11, plus Lines 15 and 17) ..	13,618,626	3,948,547	4,408,224
19. Cash, cash equivalents and short-term investments:			
19.1 Beginning of year	17,266,574	12,858,350	12,858,350
19.2 End of period (Line 18 plus Line 19.1)	30,885,200	16,806,897	17,266,574

Note: Supplemental disclosures of cash flow information for non-cash transactions:

--	--	--	--

EXHIBIT OF PREMIUMS, ENROLLMENT AND UTILIZATION

	1 Total	Comprehensive (Hospital & Medical)		4 Medicare Supplement	5 Vision Only	6 Dental Only	7 Federal Employees Health Benefit Plan	8 Title XVIII Medicare	9 Title XIX Medicaid	10 Other
		2 Individual	3 Group							
Total Members at end of:										
1. Prior Year	32,003	0	23,399	0	0	0	211	8,393	0	0
2. First Quarter	32,873	0	24,202	0	0	0	189	8,482	0	0
3. Second Quarter	32,584	0	23,876	0	0	0	181	8,527	0	0
4. Third Quarter	0	0	0	0	0	0	0	0	0	0
5. Current Year	0	0	0	0	0	0	0	0	0	0
6. Current Year Member Months	197,125	0	145,064	0	0	0	1,081	50,980	0	0
Total Member Ambulatory Encounters for Period:										
7. Physician	176,328	0	78,523	0	0	0	834	96,971	0	0
8. Non-Physician	79,784	0	27,961	0	0	0	417	51,406	0	0
9. Total	256,112	0	106,484	0	0	0	1,251	148,377	0	0
10. Hospital Patient Days Incurred	15,580	0	3,087	0	0	0	39	12,454	0	0
11. Number of Inpatient Admissions	1,820	0	450	0	0	0	4	1,366	0	0
12. Health Premiums Written (a)	129,745,428	2,588	66,859,649	0	0	0	659,889	62,223,302	0	0
13. Life Premiums Direct	0	0	0	0	0	0	0	0	0	0
14. Property/Casualty Premiums Written	0	0	0	0	0	0	0	0	0	0
15. Health Premiums Earned	129,745,428	2,588	66,859,649	0	0	0	659,889	62,223,302	0	0
16. Property/Casualty Premiums Earned	0	0	0	0	0	0	0	0	0	0
17. Amount Paid for Provision of Health Care Services.....	98,927,157	(70,882)	49,201,291	0	0	0	719,752	49,076,995	0	0
18. Amount Incurred for Provision of Health Care Services	96,358,932	(57,577)	46,317,966	0	0	0	790,076	49,308,467	0	0

(a) For health premiums written: amount of Medicare Title XVIII exempt from state taxes or fees \$62,223,302

CLAIMS UNPAID AND INCENTIVE POOL, WITHHOLD AND BONUS (Reported and Unreported)

oo

UNDERWRITING AND INVESTMENT EXHIBIT

ANALYSIS OF CLAIMS UNPAID - PRIOR YEAR - NET OF REINSURANCE

Line of Business	Claims Paid Year to Date		Liability End of Current Quarter		5 Claims Incurred in Prior Years (Columns 1 + 3)	6 Estimated Claim Reserve and Claim Liability December 31 of Prior Year
	1 On Claims Incurred Prior to January 1 of Current Year	2 On Claims Incurred During the Year	3 On Claims Unpaid Dec. 31 of Prior Year	4 On Claims Incurred During the Year		
1. Comprehensive (hospital and medical)	7,903,106	41,227,304	810,314	10,542,314	8,713,420	14,356,606
2. Medicare Supplement	0	0	0	0	0	0
3. Dental Only	0	0	0	0	0	0
4. Vision Only	0	0	0	0	0	0
5. Federal Employees Health Benefits Plan	(22,905)	742,657	5,147	141,363	(17,759)	78,885
6. Title XVIII - Medicare	5,823,359	42,582,253	212,795	10,507,967	6,036,153	10,051,098
7. Title XIX - Medicaid	0	0	0	0	0	0
8. Other health	0	0	0	0	0	0
9. Health subtotal (Lines 1 to 8)	13,703,559	84,552,214	1,028,255	21,191,644	14,731,815	24,486,588
10. Healthcare receivables (a)	10,326	6,234,040	0	0	10,326	5,877,662
11. Other non-health	0	0	0	0	0	0
12. Medical incentive pools and bonus amounts	671,384	0	1,542,228	697,250	2,213,612	2,174,310
13. Totals (Lines 9-10+11+12)	14,364,616	78,318,174	2,570,484	21,888,895	16,935,100	20,783,237

(a) Excludes \$ 0 loans or advances to providers not yet expensed.

NOTES TO THE FINANCIAL STATEMENTS

1. Summary of Significant Accounting Policies and Going Concern

A. Accounting Practices

The financial statements of the Company are presented on the basis of accounting practices prescribed or permitted by the Ohio Department of Insurance.

The Ohio Department of Insurance (the Department) recognizes only statutory accounting practices prescribed or permitted by the State of Ohio for determining and reporting the financial condition and results of operations of an insurance company, for determining its solvency under the Ohio Insurance Law. The National Association of Insurance Commissioners’ (NAIC) Accounting Practices and Procedures manual (NAIC SSAP) has been adopted as a component of prescribed or permitted practices by the State of Ohio. The Commissioner of Insurance has the right to permit other specific practices that deviate from prescribed practices. No deviations from the Codification currently exist.

A reconciliation of the Company’s net income and capital and surplus between NAIC SSAP and practices prescribed and permitted by the State of Ohio is shown below:

	SSAP #	F/S Page	F/S Line #		2022	2021
Net Income						
1. Humana Health Plan of Ohio, Inc. Ohio basis	xxx	xxx	xxx	\$	12,523,920	\$ 6,546,454
2. State Prescribed Practices that is an increase/(decrease) NAIC SSAP					-	-
3. State Permitted Practices that is an increase/(decrease) NAIC SSAP					-	-
4. NAIC SSAP	xxx	xxx	xxx	\$	<u>12,523,920</u>	<u>6,546,454</u>
Surplus						
5. Humana Health Plan of Ohio, Inc. Ohio basis	xxx	xxx	xxx	\$	55,109,678	\$ 43,831,499
6. State Prescribed Practices that is an increase/(decrease) NAIC SSAP					-	-
7. State Permitted Practices that is an increase/(decrease) NAIC SSAP					-	-
8. NAIC SSAP	xxx	xxx	xxx	\$	<u>55,109,678</u>	<u>43,831,499</u>

B. Use of Estimates in the Preparation of the Financial Statements

The preparation of financial statements in conformity with Statutory Accounting Principles requires management to make estimates and assumptions that affect the reported amounts of assets and liabilities. It also requires disclosure of contingent assets and liabilities at the date of the financial statements and the reported amounts of revenue and expenses during the period. These estimates are based on knowledge of current events and anticipated future events, and accordingly, actual results could differ from those estimates.

C. Accounting Policy

Premiums are reported as earned in the period in which members are entitled to receive services, and are net of retroactive membership adjustments. Retroactive membership adjustments result from enrollment changes not yet processed, or not yet reported by an employer group or the government. Premiums received prior to such period are recorded as advance premiums.

Benefits incurred and loss adjustment expenses include claim payments, capitation payments, pharmacy costs net of rebates, allocations of certain centralized expenses, legal and administrative costs to settle claims, and various other costs incurred to provide health insurance coverage to members, as well as estimates of future payments to hospitals and others for medical care provided prior to the date of the statements of admitted assets, liabilities and surplus. Capitation payments represent monthly contractual fees disbursed to participating primary care physicians, and other providers who are responsible for providing medical care to members. Pharmacy costs represent payments for members’ prescription drug benefits, net of rebates from drug manufacturers.

In addition, the Company uses the following accounting policies:

- (1) Short-term investments include investments mainly in U.S. Government obligations with a maturity of twelve months or less from the date of purchase. Short-term investments are recorded at amortized cost. The carrying value of short-term investments approximates fair value due to the short-term maturities of the investments.
- (2-4) Investments are valued and classified in accordance with methods prescribed by the NAIC. Bonds with an NAIC rating of 1 or 2 are carried at amortized cost, with all other bonds being recorded at the lower of amortized cost or fair value; redeemable preferred stocks are carried at amortized cost; and non-redeemable preferred stocks are carried at fair value. Common stocks are carried at fair value.

The Company regularly evaluates investment securities for impairment. For all securities other than loan-backed and structured securities, the Company considers factors affecting the investee, factors affecting the industry the investee operates within, and general debt and equity market trends. The Company also considers the length of time an investment’s fair value has been below carrying value, the near term prospects for recovery to carrying value, and the Company’s intent and ability to hold the investment until maturity or market recovery is realized. If and when a determination is made that a decline in fair value below the cost basis is other-than-temporary, the related investment is written down to its estimated fair value through earnings.

Amortization of bond premium or discount is computed using the scientific interest method.

Income from investments is recorded on an accrual basis. For the purpose of determining realized gains and losses, the cost of securities sold is based upon specific identification. Investment income due and accrued over 90 days past due is nonadmitted.

NOTES TO THE FINANCIAL STATEMENTS

- (5)

Not Applicable.
- (6)

For loan backed and structured securities where the securities fair value is less than the amortized cost, the Company considers several factors to determine if the security’s impairment is other-than-temporary. If the Company has the intent to sell the security or if the Company does not have the intent and ability to retain the security until recovery of its fair value, the related investment is written down to its estimated fair value through earnings. If, however, the Company has the intent and ability to retain the security until recovery of its fair value, the Company considers factors affecting the investee, factors affecting the industry the investee operates within, and general debt and equity market trends. The Company also considers the length of time an investment’s fair value has been below carrying value and the near term prospects for recovery to carrying value. If the determination is made, based on these factors, that the Company does expect to recover the entire amortized cost of the security, then an other-than-temporary impairment has not occurred. If, however, the determination is made that the Company does not expect to recover the entire amortized cost of the security based on the factors noted above, the Company recognizes a realized loss in earnings for the non-interest related decline. No loss is recognized for the interest impairment.
- (7)

Not Applicable.
- (8)

Not Applicable.
- (9)

Not Applicable.
- (10-11)

The estimates of future medical benefit payments are developed using actuarial methods and assumptions based upon claim payment patterns, medical cost inflation, historical development such as claim inventory levels and claim receipt patterns, and other relevant factors. Corresponding administrative costs to process outstanding claims are estimated and accrued. Estimates of future payments relating to services incurred in the current and prior periods are continually reviewed by management and adjusted as necessary.

The Company assesses the profitability of its contracts for providing health insurance coverage to its members when current operating results or forecasts indicate probable future losses. The Company records a premium deficiency liability in current operations to the extent that the sum of expected future medical costs, claim adjustment expenses and maintenance costs exceed related future premiums. Investment income is not contemplated in the calculation of the premium deficiency liability.

Management believes the Company’s benefits payable and loss adjustment expense are adequate to cover future claims and loss adjustment expense payments required, however, such estimates are based on knowledge of current events and anticipated future events and, therefore, the actual liability could differ from the amounts provided.
- (12)

The Company has not modified its capitalization policy from the prior period.

Equipment is stated at cost less accumulated depreciation. Depreciation expense is computed using the straight-line method over estimated useful lives generally ranging from three to five years. Improvements to leased facilities are depreciated over the shorter of the remaining lease term or the anticipated life of the improvement.

The Company recognizes an asset or liability for the deferred tax consequences of temporary differences between the tax basis of assets or liabilities and their reported amounts in the financial statements. The temporary differences will result in taxable or deductible amounts in future years when the reported amounts of the assets or liabilities are recovered or settled.
- (13)

The Company estimates anticipated Pharmacy Rebate Receivables using the analysis of historical recovery patterns.
- (14)

Not Applicable.
- (15)

Not Applicable.
- D.

Going Concern

Management of the Company has evaluated the Company’s ability to continue as a going concern under SSAP No. 1, *Accounting Policies, Risks & Uncertainties, and Other Disclosures* (SSAP No. 1). Based on this evaluation, Management has determined that there is no substantial doubt about the Company’s ability to continue as a going concern.
2.

Accounting Changes and Corrections of Errors

Not Applicable.
3.

Business Combinations and Goodwill

A.

Statutory Purchase Method

Not Applicable.

B.

Statutory Merger

Not Applicable.

C.

Assumption Reinsurance

Not Applicable.

NOTES TO THE FINANCIAL STATEMENTS

- D. Impairment Loss
- Not Applicable.
- E. Subcomponents and Calculation of Adjusted Surplus and Total Admitted Goodwill
- Not Applicable.
4. Discontinued Operations
- Not Applicable.
5. Investments
- A. Mortgage Loans, Including Mezzanine Real Estate Loans
- Not Applicable.
- B. Debt Restructuring
- Not Applicable.
- C. Reverse Mortgages
- Not Applicable.
- D. Loan-Backed Securities
- (1) Prepayment assumptions for mortgage-backed/loan-backed and structured securities were obtained from industry market sources.
- (2) Not Applicable.
- (3) Not Applicable.
- (4) The Company does not have any investments in an other-than-temporary impairment position at June 30, 2022.
- Gross unrealized losses and related fair value of temporarily impaired securities that have been in a continuous unrealized loss position were as follows at June 30, 2022:
- (a) The aggregate amount of unrealized losses:
- | | | | |
|----|-------------------------|----|-------------|
| 1. | Less than Twelve Months | \$ | (1,321,168) |
| 2. | Twelve Months or Longer | \$ | (1,447,468) |
- (b) The aggregate related fair value of securities with unrealized losses:
- | | | | |
|----|-------------------------|----|------------|
| 1. | Less than Twelve Months | \$ | 17,585,664 |
| 2. | Twelve Months or Longer | \$ | 8,931,853 |
- (5) Unrealized losses are primarily due to increases in market interest rates and tighter liquidity conditions in the current markets than when the securities were purchased. All issuers of securities trading at an unrealized loss remain current on all contractual payments and the Company believes it is probable that all amounts due according to the contractual terms of the debt securities are collectible. After taking into account these and other factors, including the severity of the decline and the Company’s ability and intent to hold these securities until recovery or maturity, the Company determined the unrealized losses on these investment securities were temporary and, as such, no impairment was required.
- E. Dollar Repurchase Agreements and/or Securities Lending Transactions
- (1) The Company has no repurchase agreements or securities lending transactions.
- (2) The Company has not pledged any of its assets as collateral.
- (3-7) Not Applicable.
- F. Repurchase Agreements Transactions Accounted for as Secured Borrowing
- Not Applicable.
- G. Reverse Repurchase Agreements Transactions Accounted for as Secured Borrowing
- Not Applicable.
- H. Repurchase Agreements Transactions Accounted for as a Sale
- Not Applicable.
- I. Reverse Repurchase Agreements Transactions Accounted for as a Sale
- Not Applicable.

NOTES TO THE FINANCIAL STATEMENTS

J. Real Estate

Not Applicable.

K. Low-Income Housing Tax Credits (LIHTC)

Not Applicable.

L. Restricted Assets

(1) Restricted Assets (Including Pledged)

Restricted Asset Category	1	2	3	4	5	6	7
	Total Gross (Admitted & Nonadmitted) Restricted from Current Year	Total Gross (Admitted & Nonadmitted) Restricted from Prior Year	Increase/ (Decrease) (1 minus 2)	Total Current Year Nonadmitted Restricted	Total Current Year Admitted Restricted (1 minus 4)	Percentage Gross (Admitted & Nonadmitted) Restricted to Total Assets (a)	Percentage Admitted Restricted to Total Admitted Assets (b)
a. Subject to contractual obligation for which liability is not shown	\$ -	\$ -	\$ -	\$ -	\$ -	-%	-%
b. Collateral held under security lending agreements	-	-	-	-	-	-	-
c. Subject to repurchase agreements	-	-	-	-	-	-	-
d. Subject to reverse repurchase agreements	-	-	-	-	-	-	-
e. Subject to dollar repurchase agreements	-	-	-	-	-	-	-
f. Subject to dollar reverse repurchase agreements	-	-	-	-	-	-	-
g. Placed under option contracts	-	-	-	-	-	-	-
h. Letter stock or securities restricted to sale – excluding FHLB capital stock	-	-	-	-	-	-	-
i. FHLB capital stock	-	-	-	-	-	-	-
j. On deposit with states	516,659	512,650	4,009	-	516,659	0.54%	0.56%
k. On deposit with other regulatory bodies	-	-	-	-	-	-	-
l. Pledged collateral to FHLB (including assets backing funding agreements)	-	-	-	-	-	-	-
m. Pledged as collateral not captured in other categories	-	-	-	-	-	-	-
n. Other restricted assets	-	-	-	-	-	-	-
o. Total Restricted Assets	\$ 516,659	\$ 512,650	\$ 4,009	-	\$ 516,659	0.54%	0.56%

(2) Detail of Assets Pledged as Collateral Not Captured in Other Categories (Contracts that Share Similar Characteristics, Such as Reinsurance and Derivatives, Are Reported in the Aggregate)

Not Applicable.

(3) Detail of Other Restricted Assets Categories (Contracts that Share Similar Characteristics, Such as Reinsurance and Derivatives, Are Reported in the Aggregate)

Not Applicable.

(4) Collateral Received and Reflected as Assets Within the Reporting Entity’s Financial Statements

Not Applicable.

M. Working Capital Finance Investments

Not Applicable.

N. Offsetting and Netting of Assets and Liabilities

Not Applicable.

O. 5GI* Securities

Not Applicable.

P. Short Sales

Not Applicable.

Q. Prepayment Penalty and Acceleration Fees

Not Applicable.

NOTES TO THE FINANCIAL STATEMENTS

- R. Share of Cash Pool by Asset Type

Not Applicable.

6. Joint Ventures, Partnerships and Limited Liability Companies

- A. The Company has no investments in Joint Ventures, Partnerships or Limited Liability Companies that exceed 10.0 percent of its admitted assets.
- B. The Company did not recognize any impairment write down for its investments in Joint Ventures, Partnerships and Limited Liability Companies during the statement periods.

7. Investment Income

- A. Due and accrued income was excluded from surplus on the following basis:

All investment income due and accrued with amounts that are over 90 days past due with the exception of mortgage loans in default.

- B. The total amount excluded was \$0.

8. Derivative Instruments

Not Applicable.

9. Income Taxes

No material change since year-end December 31, 2021.

10. Information Concerning Parent, Subsidiaries and Affiliates

A.-B. The Company has several management contracts with Humana Inc. and other related parties whereby the Company is provided with medical and executive management, information systems, claims processing, billing and enrollment, and telemarketing and other services as required by the Company. Management fees charged to operations for the years ended December 31, 2021 and 2020 were \$19,197,129 and \$23,022,985, respectively. As a part of this agreement, Humana Inc. makes cash disbursements on behalf of the Company which includes, but is not limited to, medical related items, general and administrative expenses, commissions and payroll. The Company continues to be primarily liable for any outstanding payments made on behalf of the Company, should Humana Inc. not be able to fulfill its obligations.

The Company has various related party agreements with no material change since year-end December 31, 2021.

No dividends or returns of capital were paid by the Company as of June 30, 2022.

- C. (1) Detail of Material Related Party Transactions

Not Applicable.

- (2) Detail of Material Related Party Transactions Involving Services

Not Applicable.

- (3) Detail of Material Related Party Transactions Exchange of Assets and Liabilities

Not Applicable.

- (4) Detail of Amounts Owed To/From a Related Party

Not Applicable.

- D. At June 30, 2022, the Company reported \$13,166,438 due from Humana Inc. Amounts due to or from parent are generally settled within 90 days.

- E. Not Applicable.

- F. Not Applicable.

- G. All outstanding shares of the Company are owned by the Parent Company.

- H. Not Applicable.

- I. Not Applicable.

- J. Not Applicable.

- K. Not Applicable.

- L. Not Applicable.

- M. All SCA Investments

Not Applicable.

NOTES TO THE FINANCIAL STATEMENTS

- N. Investment in Insurance SCA

Not Applicable.

- O. SCA Loss Tracking

Not Applicable.

11. Debt

- A. Debt Including Capital Notes

The Company has no debentures outstanding.

The Company has no capital notes outstanding.

The Company does not have any reverse repurchase agreements.

- B. Federal Home Loan Bank (FHLB) Agreements

The Company does not have any FHLB agreements.

12. Retirement Plans, Deferred Compensation, Postemployment Benefits and Compensated Absences and Other Postretirement Benefit Plans

- A.-D. Defined Benefit Plans

Not Applicable.

- E. Defined Contribution Plans

Not Applicable.

- F. Multiemployer Plans

Not Applicable.

- G. Consolidated/Holding Company Plans

No material change since year-end December 31, 2021.

- H. Postemployment Benefits and Compensated Absences

Not Applicable.

- I. Impact of Medicare Modernization Act on Postretirement Benefits (INT 04-17)

Not Applicable.

13. Capital and Surplus, Shareholders' Dividend Restrictions and Quasi-Reorganizations

- A. The Company has \$0 par value common stock with 1,000 shares authorized and 200 shares issued and 200 outstanding. All shares are common stock shares.

- B. The Company has no preferred stock outstanding.

C.-E. No material change since year-end December 31, 2021.

- F. There were no restrictions placed on the Company's surplus, including for whom the surplus is being held.

- G. Not Applicable.

- H. Not Applicable.

- I. Not Applicable.

- J. The portion of unassigned funds (surplus) represented or reduced by cumulative unrealized gains and losses is \$0.

- K. Not Applicable.

- L. Not Applicable.

- M. Not Applicable.

14. Liabilities, Contingencies and Assessments

- A. Contingent Commitments

Not Applicable.

- B. Assessments

Not Applicable.

NOTES TO THE FINANCIAL STATEMENTS

C. Gain Contingencies

Not Applicable.

D. Claims related extra contractual obligation and bad faith losses stemming from lawsuits

Not Applicable.

E. Joint and Several Liabilities

Not Applicable.

F. All Other Contingencies

During the ordinary course of business, the Company is subject to pending and threatened legal actions. Management of the Company does not believe that any of these actions will have a material adverse effect on the Company's surplus, results of operations or cash flows. However, the likelihood or outcome of current or future legal proceedings cannot be accurately predicted, and they could adversely affect the Company's surplus, results of operations and cash flows.

The Company is not aware of any other material contingent liabilities as of June 30, 2022.

15. Leases

No material change since year-end December 31, 2021.

16. Information about Financial Instruments With Off-Balance Sheet Risk and Financial Instruments With Concentrations of Credit Risk

The Company has no investment in Financial Instruments with Off-Balance Sheet Risk or Concentrations of Credit Risk.

17. Sale, Transfer and Servicing of Financial Assets and Extinguishments of Liabilities

A. Transfers of Receivables Reported as Sales

Not Applicable.

B. Transfer and Servicing of Financial Assets

Not Applicable.

C. Wash Sales

Not Applicable.

18. Gain or Loss to the Reporting Entity from Uninsured Plans and the Uninsured Portion of Partially Insured Plans

A. ASO Plans

Not Applicable.

B. ASC Plans

Not Applicable.

C. Medicare or Other Similarly Structured Cost Based Reimbursement Contract

(1) The Company records no revenue explicitly attributable to the cost share and reinsurance components of its Medicare or other similarly structured cost based reimbursement contracts.

(2) As of June 30, 2022, the Company has recorded a receivable from CMS of \$330,048 related to the cost share and reinsurance components of administered Medicare products. The Company does not have any receivables greater than 10% of the Company's accounts receivable from uninsured accident and health plans or \$10,000.

(3) As no revenue is recorded in connection with the cost share and reinsurance components of the Company's Medicare or other similarly structured cost based reimbursement contracts, the Company has recorded no allowances and reserves for adjustment of recorded revenues and receivables.

(4) The Company has made no adjustment to revenue resulting from audit of receivables related to revenues recorded in the prior period.

19. Direct Premium Written/Produced by Managing General Agents/Third Party Administrators

Not Applicable.

20. Fair Value Measurements

A. (1) The Company did not have any financial assets carried at fair value at June 30, 2022.

The Company reports transfers between Level 1 and Level 2 of the fair value hierarchy levels at the end of the reporting period. There were no transfers between Level 1 and Level 2 of the fair value hierarchy between December 31, 2021 and June 30, 2022.

NOTES TO THE FINANCIAL STATEMENTS

(2) Fair Value Measurements in (Level 3) of the Fair Value Hierarchy

Not Applicable.

(3) The Company reports transfers into or out of Level 3 of the fair value hierarchy levels at the end of the reporting period. There were no transfers into or out of Level 3 of the fair value hierarchy levels between December 31, 2021 and June 30, 2022.

(4) Fair value of actively traded debt securities are based on quoted market prices. Fair value of other debt securities are based on quoted market prices of identical or similar securities or based on observable inputs like interest rates generally using a market valuation approach, or, less frequently, an income valuation approach and are generally classified as Level 2. The Company generally obtains one quoted price for each security from a third party pricing service. These prices are generally derived from recently reported trades for identical or similar securities, including adjustments through the reporting date based upon observable market information. When quoted prices are not available, the third party pricing service may use quoted market prices of comparable securities or discounted cash flow analyses, incorporating inputs that are currently observable in the markets for similar securities. Inputs that are often used in the valuation methodologies include benchmark yields, reported trades, credit spreads, broker quotes, default rates and prepayment speeds. The Company is responsible for the determination of fair value and as such, the Company performs analysis on the prices received from the third party pricing service to determine whether the prices are reasonable estimates of fair value. The Company’s analysis includes a review of monthly price fluctuations as well as a quarterly comparison of the prices received from the pricing service to prices reported by the Company’s third party investment advisor. Based on the Company’s internal price verification procedures and review of fair value methodology documentation provided by the third party pricing service, there were no material adjustments to the prices obtained from the third party pricing service during the quarter ended June 30, 2022.

(5) Derivative Fair Values

Not Applicable.

B. Other Fair Value Disclosures

Not Applicable.

C. Fair Values for All Financial Instruments by Levels 1, 2 and 3

Type of Financial Instrument	Aggregate Fair Value	Admitted Assets	Level 1	Level 2	Level 3	Net Asset Value (NAV)	Not Practicable (Carrying Value)
Bonds and cash equivalents	\$ 52,477,042	\$ 55,615,005	\$ 13,662,479	\$ 38,814,563	\$ -	\$ -	\$ -

D. Financial Instruments for which Not Practicable to Estimate Fair Values

Not Applicable.

21. Other Items

A. Extraordinary Items

The emergence and spread of the novel coronavirus, or COVID-19, beginning in the first quarter of 2020 quarter has impacted the Company’s business. During periods of increased incidences of COVID-19, there was a reduction in non-COVID-19 hospital admissions and lower overall healthcare system consumption that decreased utilization. Likewise COVID-19 treatment and testing costs increased utilization. During 2022, the Company experienced lower overall utilization of the healthcare system than anticipated, as the reduction in COVID-19 utilization following the increased incidence associated with the Omicron variant outpaced the increase in non-COVID-19 utilization. The significant disruption in utilization during 2020 also impacted the Company’s ability to implement clinical initiatives to manage health care costs and chronic conditions of its members, and appropriately document their risk profiles, and, as such, affecting 2021 revenue under the risk adjustment payment model for Medicare Advantage plans. Finally, changes in utilization patterns and actions taken in 2021 as a result of the COVID-19 pandemic, including the suspension of certain financial recovery programs for a period of time and shifting the timing of claim payments and provider capitation surplus payments, impacted claim reserve development and operating cash flows for 2021.

B. Troubled Debt Restructuring: Debtors

Not Applicable.

C. Other Disclosures and Unusual Items

Not Applicable.

D. Business Interruption Insurance Recoveries

Not Applicable.

E. State Transferable and Non-transferable Tax Credits

Not Applicable.

F. Subprime Mortgage Related Risk Exposure

(1) The Company consults with its external investment managers to assess its subprime mortgage related risk exposure. Certain characteristics are utilized to determine if a mortgage-backed security has subprime exposure. The main characteristics reviewed when determining this are the collateral and structure of the security, the loan purpose, loan documentation, occupancy, geographical location, loan size and type. Subprime mortgage borrowers typically have

NOTES TO THE FINANCIAL STATEMENTS

lower credit scores, lower loan balances and higher loan-to-values than other conforming loans. Management's practices include reviewing quantitative and qualitative credit models that analyze loan-level collateral composition, historical underwriter performance trends, the impact of macroeconomic factors, and issuer risks; as well as reviewing the estimation of security cash flows and monthly model calibrations.

- (2) Direct exposure through investments in sub-prime mortgage loans.

The Company has no direct exposure through investment to sub-prime mortgage loans.

- (3) Direct exposure through other investments:

- a. Residential mortgage backed securities – No substantial exposure noted.
- b. Commercial mortgage backed securities – No substantial exposure noted.
- c. Collateralized debt obligations – No substantial exposure noted.
- d. Structured securities – No substantial exposure noted.
- e. Equity investment in SCAs – No substantial exposure noted.
- f. Other assets – No substantial exposure noted.
- g. Total – No substantial exposure noted.

- (4) Underwriting exposure to sub-prime mortgage risk through Mortgage Guaranty coverage, Financial Guaranty coverage, Directors and Officers liability coverage, or Errors and Omissions liability coverage.

The Company does not have sub-prime mortgage risk.

Classification of mortgage related securities is primarily based on information from outside data services, including rating agency actions. When considering our exposure, the Company evaluated the percentage of full documentation loans, percent of owner occupied properties, FICO scores, average margin for ARM loans, percent of loans with prepayment penalties, the existence of non-traditional underwriting standards, among other factors.

G. Retained Assets

Not Applicable.

H. Insurance Linked Securities

Not Applicable.

22. Events Subsequent

The Company is not aware of any events or transactions occurring subsequent to the close of the books for this statement which may have a material effect on its financial condition. Subsequent events have been considered through August 8, 2022 for the Statutory Statement issued on August 8, 2022.

23. Reinsurance

A. Ceded Reinsurance Report

Section 1 – General Interrogatories

- (1) Are any of the reinsurers, listed in Schedule S as non-affiliated, owned in excess of 10.0 percent or controlled, either directly or indirectly, by the company or by any representative, officer, trustee, or director of the company?

Yes () No (X)

- (2) Have any policies issued by the company been reinsured with a company chartered in a country other than the United States (excluding U.S. Branches of such companies) that is owned in excess of 10.0 percent or controlled directly or indirectly by an insured, a beneficiary, a creditor or an insured or any other person not primarily engaged in the insurance business?

Yes () No (X)

Section 2 – Ceded Reinsurance Report – Part A

- (1) Does the company have any reinsurance agreements in effect under which the reinsurer may unilaterally cancel any reinsurance for reasons other than for nonpayment of premium or other similar credits?

Yes () No (X)

- (2) Does the reporting entity have any reinsurance agreements in effect such that the amount of losses paid or accrued through the statement date may result in a payment to the reinsurer of amounts that, in aggregate and allowing for offset of mutual credits from other reinsurance agreements with the same reinsurer, exceed the total direct premium collected under the reinsured policies?

Yes () No (X)

Section 3 – Ceded Reinsurance Report – Part B

- (1) What is the estimated amount of the aggregate reduction in surplus, (for agreements other than those under which the reinsurer may unilaterally cancel for reasons other than for nonpayment of premium or other similar credits that are reflected in Section 2 above) of termination of ALL reinsurance agreements, by either party, as of the date of this statement? Where necessary, the company may consider the current or anticipated experience of the business reinsured in making this estimate. \$0

- (2) Have any new agreements been executed or existing agreements amended, since January 1 of the year of this statement, to include policies or contracts that were in force or which had existing reserves established by the

NOTES TO THE FINANCIAL STATEMENTS

company as of the effective date of the agreement?
Yes () No (X)

- B. Uncollectible Reinsurance
Not Applicable.
- C. Commutation of Ceded Reinsurance
Not Applicable.
- D. Certified Reinsurer Rating Downgraded or Status Subject to Revocation
Not Applicable.

24. Retrospectively Rated Contracts and Contracts Subject to Redetermination

- A. The Company estimates accrued retrospective premium adjustments for its Medicare business through a mathematical approach using an algorithm based upon settlement procedures defined by contracts with CMS.

The Company estimates accrued retrospective premium adjustments for its Commercial business based on experience to date, knowledge of the marketplace, and the terms of the risk corridors program with HHS.
- B. The Company records accrued retrospective premium as an adjustment to earned premiums.
- C. The amount of net premiums written by the Company at June 30, 2022 that are subject to retrospective rating features was \$129,745,428, or 100.00% of the total net premiums written. No other net premiums written by the Company are subject to retrospective rating features.
- D. Medical loss ratio rebates required pursuant to the Public Health Service Act

Not Applicable.
- E. Risk Sharing Provisions of the Affordable Care Act

- (1) Did the reporting entity write accident and health insurance premium that is subject to the Affordable Care Act risk-sharing provisions (YES/NO) Yes (X) No ()
- (2) Impact of Risk Sharing Provisions of the Affordable Care Act on Admitted Assets, Liabilities, and Revenue for the Current Year
 - a. Permanent ACA Risk Adjustment Program
 - Assets
 - 1. Premium adjustments receivable due to ACA Risk Adjustment (including high risk pool payments) \$ 1,559,016
 - Liabilities
 - 2. Risk adjustment user fees payable for ACA Risk Adjustment \$ 6,758
 - 3. Premium adjustments payable due to ACA Risk Adjustment (including high risk pool premium) \$ 133,057
 - Operations (Revenue & Expenses)
 - 4. Reported as revenue in premium for accident and health contracts (written/collected) due to ACA Risk Adjustment \$ 634,587
 - 5. Reported in expenses as ACA risk adjustment user fees (incurred/paid) \$ 2,522
 - b. Transitional ACA Reinsurance Program
 - Assets
 - 1. Amounts recoverable for claims paid due to ACA Reinsurance \$ -
 - 2. Amounts recoverable for claims unpaid due to ACA Reinsurance (Contra Liability) \$ -
 - 3. Amounts receivable relating to uninsured plans for contributions for ACA Reinsurance \$ -
 - Liabilities
 - 4. Liabilities for contributions payable due to ACA Reinsurance – not reported as ceded premium \$ -
 - 5. Ceded reinsurance premiums payable due to ACA Reinsurance \$ -
 - 6. Liabilities for amounts held under uninsured plans contributions for ACA Reinsurance \$ -
 - Operations (Revenues & Expenses)
 - 7. Ceded reinsurance premiums due to ACA Reinsurance \$ -
 - 8. Reinsurance recoveries (income statement) due to ACA Reinsurance payments or expected payments \$ -
 - 9. ACA Reinsurance contributions – not reported as ceded premiums \$ -
 - c. Temporary ACA Risk Corridors Program
 - Assets
 - 1. Accrued retrospective premium due to ACA Risk Corridors \$ -
 - Liabilities
 - 2. Reserve for rate credits or policy experience rating refunds due to ACA Risk Corridors \$ -
 - Operations (Revenue & Expenses)
 - 3. Effect of ACA Risk Corridors on net premium income \$ -
 - 4. Effect of ACA Risk Corridors on change in reserves for rate credits \$ -

NOTES TO THE FINANCIAL STATEMENTS

(3) Roll-forward of Prior Year ACA Risk-sharing Provisions for the Following Asset (Gross of Any Nonadmission) and Liability Balances, Along with the Reasons for Adjustments to Prior Year Balance.

Accrued During the Prior Year on Business Written Before December 31 of the Prior Year		Received or Paid as of the Current Year on Business Written Before December 31 of the Prior Year		Differences		Adjustments			Unsettled Balances as of the Reporting Date	
				Prior Year Accrued Less Payments (Col 1-3)	Prior Year Accrued Less Payments (Col 2-4)	To Prior Year Balances	To Prior Year Balances		Cumulative Balance from Prior Years (Col 1-3+7)	Cumulative Balance from Prior Years (Col 2-4+8)
				5	6	7	8		9	10
1	2	3	4	Receivable	(Payable)	Receivable	(Payable)	Ref	Receivable	(Payable)
a. Permanent ACA Risk Adjustment Program										
1. Premium adjustments receivable (including high risk pool payments)	1,061,738	-		1,061,738		73,745		A.	1,135,483	
2. Premium adjustments (payables) (including high risk pool premium)	(2,257,709)	(1,987,344)			(270,365)		137,308	B.		(133,057)
3. Subtotal ACA Permanent Risk Adjustment Program	1,061,738	(2,257,709)	- (1,987,344)	1,061,738	(270,365)	73,745	137,308		1,135,483	(133,057)
b. Transitional ACA Reinsurance Program										
1. Amounts recoverable for claims paid	-	-		-		-			-	
2. Amounts recoverable for claims unpaid (contra liability)	-	-		-		-			-	
3. Amounts receivable relating to uninsured plans	-	-		-		-			-	
4. Liabilities for contributions payable due to ACA Reinsurance- not reported as ceded premium		-	-		-		-			-
5. Ceded reinsurance premiums payable		-	-		-		-			-
6. Liability for amounts held under uninsured plans		-	-		-		-			-
7. Subtotal ACA Transitional Reinsurance Program	-	-	-	-	-	-	-		-	-
c. Temporary ACA Risk Corridors Program										
1. Accrued retrospective premium	-	-		-		-			-	
2. Reserve for rate credits or policy experience rating refunds		-	-		-		-			-
3. Subtotal ACA Risk Corridors Program	-	-	-	-	-	-	-		-	-
d. Total for ACA Risk Sharing Provisions	1,061,738	(2,257,709)	- (1,987,344)	1,061,738	(270,365)	73,745	137,308		1,135,483	(133,057)

Explanations of adjustments

A. Adjustments related to updates received from CMS associated with 2021 benefit year and the latest data from Wakely Consulting.

B. Adjustments related to updates received from CMS associated with 2021 benefit year and the latest data from Wakely Consulting.

(4) Roll-Forward of Risk Corridors Asset and Liability Balances by Program Benefit Year

Not Applicable.

(5) ACA Risk Corridors Receivable as of Reporting Date

Not Applicable.

25. Change in Incurred Claims and Claim Adjustment Expenses

Benefits and loss adjustment expenses payable, net of health care receivables, as of December 31, 2021, were \$20,959,977. As of June 30, 2022, \$14,534,096 has been paid for incurred claims and claim adjustment expenses attributable to insured events of prior years. Reserves remaining for prior years are now \$2,577,745 as a result of re-estimation of unpaid claims and claim adjustment expenses. Therefore, there has been a \$3,848,137 favorable prior-year development since December 31, 2021. The decrease is generally the result of ongoing analysis of recent loss development trends. Original estimates are increased or decreased as additional information becomes known regarding individual claims. Included in this decrease, the Company experienced \$3,848,137 of favorable prior year claim development on retrospectively rated policies. However, the business to which it relates is subject to premium adjustments.

NOTES TO THE FINANCIAL STATEMENTS

26. Intercompany Pooling Arrangements

Not Applicable.

27. Structured Settlements

The Company has no structured settlements.

28. Health Care Receivables

A. Pharmaceutical Rebate Receivables

Quarter	Estimate Pharmacy Rebates as Reported on Financial Statements	Pharmacy Rebates as Billed or Otherwise Confirmed	Actual Rebates Received Within 90 Days of Billing	Actual Rebates Received Within 91 to 180 Days of Billing	Actual Rebates Received More than 181 Days after Billing
12/31/2022	\$ -	\$ -	\$ -	\$ -	\$ -
9/30/2022	-	-	-	-	-
6/30/2022	6,244,367	6,244,367	-	-	-
3/31/2022	5,817,837	5,841,191	5,738,976	-	-
12/31/2021	5,877,662	5,942,672	5,933,823	-	-
9/30/2021	4,810,187	5,371,807	5,323,981	33,180	-
6/30/2021	5,462,417	5,798,496	5,732,474	22,910	19,809
3/31/2021	4,373,942	4,634,063	4,604,690	-	22,900
12/31/2020	3,570,162	3,570,162	3,566,688	-	3,474
9/30/2020	4,335,837	4,335,837	4,269,938	47,610	18,289
6/30/2020	4,970,616	4,970,616	4,944,424	-	26,192
3/31/2020	3,727,324	3,727,324	3,672,563	21,621	31,328

B. Risk Sharing Receivables

Not Applicable.

29. Participating Policies

The Company has no participating policies.

30. Premium Deficiency Reserves

Not Applicable.

31. Anticipated Salvage and Subrogation

Not Applicable.

GENERAL INTERROGATORIES

PART 1 - COMMON INTERROGATORIES

GENERAL

- 1.1

Did the reporting entity experience any material transactions requiring the filing of Disclosure of Material Transactions with the State of Domicile, as required by the Model Act?

Yes [☐] No [☒]
- 1.2

If yes, has the report been filed with the domiciliary state?

Yes [☐] No [☐]
- 2.1

Has any change been made during the year of this statement in the charter, by-laws, articles of incorporation, or deed of settlement of the reporting entity?

Yes [☐] No [☒]
- 2.2

If yes, date of change:
- 3.1

Is the reporting entity a member of an Insurance Holding Company System consisting of two or more affiliated persons, one or more of which is an insurer?

If yes, complete Schedule Y, Parts 1 and 1A.

Yes [☒] No [☐]
- 3.2

Have there been any substantial changes in the organizational chart since the prior quarter end?

Yes [☐] No [☒]
- 3.3

If the response to 3.2 is yes, provide a brief description of those changes.
- 3.4

Is the reporting entity publicly traded or a member of a publicly traded group?

Yes [☒] No [☐]
- 3.5

If the response to 3.4 is yes, provide the CIK (Central Index Key) code issued by the SEC for the entity/group.

0000049071
- 4.1

Has the reporting entity been a party to a merger or consolidation during the period covered by this statement?

Yes [☐] No [☒]
- 4.2

If yes, provide the name of the entity, NAIC Company Code, and state of domicile (use two letter state abbreviation) for any entity that has ceased to exist as a result of the merger or consolidation.

1	2	3
Name of Entity	NAIC Company Code	State of Domicile
5.

If the reporting entity is subject to a management agreement, including third-party administrator(s), managing general agent(s), attorney-in-fact, or similar agreement, have there been any significant changes regarding the terms of the agreement or principals involved?

If yes, attach an explanation.

Yes [☐] No [☒] N/A [☐]
- 6.1

State as of what date the latest financial examination of the reporting entity was made or is being made.

12/31/2020
- 6.2

State the as of date that the latest financial examination report became available from either the state of domicile or the reporting entity. This date should be the date of the examined balance sheet and not the date the report was completed or released.

12/31/2020
- 6.3

State as of what date the latest financial examination report became available to other states or the public from either the state of domicile or the reporting entity. This is the release date or completion date of the examination report and not the date of the examination (balance sheet date).

05/23/2022
- 6.4

By what department or departments?
Ohio Department of Insurance
- 6.5

Have all financial statement adjustments within the latest financial examination report been accounted for in a subsequent financial statement filed with Departments?

Yes [☒] No [☐] N/A [☐]
- 6.6

Have all of the recommendations within the latest financial examination report been complied with?

Yes [☒] No [☐] N/A [☐]
- 7.1

Has this reporting entity had any Certificates of Authority, licenses or registrations (including corporate registration, if applicable) suspended or revoked by any governmental entity during the reporting period?

Yes [☐] No [☒]
- 7.2

If yes, give full information:
- 8.1

Is the company a subsidiary of a bank holding company regulated by the Federal Reserve Board?

Yes [☐] No [☒]
- 8.2

If response to 8.1 is yes, please identify the name of the bank holding company.
- 8.3

Is the company affiliated with one or more banks, thrifts or securities firms?

Yes [☐] No [☒]
- 8.4

If response to 8.3 is yes, please provide below the names and location (city and state of the main office) of any affiliates regulated by a federal regulatory services agency [i.e. the Federal Reserve Board (FRB), the Office of the Comptroller of the Currency (OCC), the Federal Deposit Insurance Corporation (FDIC) and the Securities Exchange Commission (SEC)] and identify the affiliate's primary federal regulator.

1	2	3	4	5	6
Affiliate Name	Location (City, State)	FRB	OCC	FDIC	SEC

GENERAL INTERROGATORIES

- 9.1

Are the senior officers (principal executive officer, principal financial officer, principal accounting officer or controller, or persons performing similar functions) of the reporting entity subject to a code of ethics, which includes the following standards?
(a) Honest and ethical conduct, including the ethical handling of actual or apparent conflicts of interest between personal and professional relationships;
(b) Full, fair, accurate, timely and understandable disclosure in the periodic reports required to be filed by the reporting entity;
(c) Compliance with applicable governmental laws, rules and regulations;
(d) The prompt internal reporting of violations to an appropriate person or persons identified in the code; and
(e) Accountability for adherence to the code.

Yes [X] No []
- 9.11

If the response to 9.1 is No, please explain:
- 9.2

Has the code of ethics for senior managers been amended?

Yes [X] No []
- 9.21

If the response to 9.2 is Yes, provide information related to amendment(s).
Ethics Every Day was amended in June 2022 to update content based on operational changes, clarify content where necessary and perform general document maintenance.
- 9.3

Have any provisions of the code of ethics been waived for any of the specified officers?

Yes [] No [X]
- 9.31

If the response to 9.3 is Yes, provide the nature of any waiver(s).

FINANCIAL

- 10.1

Does the reporting entity report any amounts due from parent, subsidiaries or affiliates on Page 2 of this statement?

Yes [X] No []
- 10.2

If yes, indicate any amounts receivable from parent included in the Page 2 amount:\$.....

13,166,438

INVESTMENT

- 11.1

Were any of the stocks, bonds, or other assets of the reporting entity loaned, placed under option agreement, or otherwise made available for use by another person? (Exclude securities under securities lending agreements.)

Yes [] No [X]
- 11.2

If yes, give full and complete information relating thereto:
12.

Amount of real estate and mortgages held in other invested assets in Schedule BA:

\$.....0
13.

Amount of real estate and mortgages held in short-term investments:

\$.....0
- 14.1

Does the reporting entity have any investments in parent, subsidiaries and affiliates?

Yes [] No [X]
- 14.2

If yes, please complete the following:
- | | 1 | 2 |
|---|---|--|
| | Prior Year-End Book/Adjusted Carrying Value | Current Quarter Book/Adjusted Carrying Value |
| 14.21 Bonds | \$.....0 | \$.....0 |
| 14.22 Preferred Stock | \$.....0 | \$.....0 |
| 14.23 Common Stock | \$.....0 | \$.....0 |
| 14.24 Short-Term Investments | \$.....0 | \$.....0 |
| 14.25 Mortgage Loans on Real Estate | \$.....0 | \$.....0 |
| 14.26 All Other | \$.....0 | \$.....0 |
| 14.27 Total Investment in Parent, Subsidiaries and Affiliates (Subtotal Lines 14.21 to 14.26) | \$.....0 | \$.....0 |
| 14.28 Total Investment in Parent included in Lines 14.21 to 14.26 above | \$.....0 | \$.....0 |
- 15.1

Has the reporting entity entered into any hedging transactions reported on Schedule DB?

Yes [] No [X]
- 15.2

If yes, has a comprehensive description of the hedging program been made available to the domiciliary state? Yes [] No [] N/A []
If no, attach a description with this statement.
16.

For the reporting entity's security lending program, state the amount of the following as of the current statement date:
- 16.1

Total fair value of reinvested collateral assets reported on Schedule DL, Parts 1 and 2.

\$.....0
- 16.2

Total book adjusted/carrying value of reinvested collateral assets reported on Schedule DL, Parts 1 and 2

\$.....0
- 16.3

Total payable for securities lending reported on the liability page.

\$.....0

GENERAL INTERROGATORIES

17. Excluding items in Schedule E - Part 3 - Special Deposits, real estate, mortgage loans and investments held physically in the reporting entity's offices, vaults or safety deposit boxes, were all stocks, bonds and other securities, owned throughout the current year held pursuant to a custodial agreement with a qualified bank or trust company in accordance with Section 1, III - General Examination Considerations, F. Outsourcing of Critical Functions, Custodial or Safekeeping Agreements of the NAIC Financial Condition Examiners Handbook? Yes [X] No []
- 17.1 For all agreements that comply with the requirements of the NAIC Financial Condition Examiners Handbook, complete the following:

1 Name of Custodian(s)	2 Custodian Address
JP Morgan Chase	4 Metro Tech Center, 6th Floor, Mail Code: NY1-C512, Brooklyn, NY 11245, Attn: Zaida Cepeda

- 17.2 For all agreements that do not comply with the requirements of the NAIC Financial Condition Examiners Handbook, provide the name, location and a complete explanation:

1 Name(s)	2 Location(s)	3 Complete Explanation(s)

- 17.3 Have there been any changes, including name changes, in the custodian(s) identified in 17.1 during the current quarter? Yes [] No [X]
- 17.4 If yes, give full information relating thereto:

1 Old Custodian	2 New Custodian	3 Date of Change	4 Reason

- 17.5 Investment management – Identify all investment advisors, investment managers, broker/dealers, including individuals that have the authority to make investment decisions on behalf of the reporting entity. For assets that are managed internally by employees of the reporting entity, note as such. ["...that have access to the investment accounts"; "...handle securities"]

1 Name of Firm or Individual	2 Affiliation
BLACKROCK FINANCIAL MANAGEMENT, INC	U.....
W. Mark Preston	I.....

- 17.5097 For those firms/individuals listed in the table for Question 17.5, do any firms/individuals unaffiliated with the reporting entity (i.e. designated with a "U") manage more than 10% of the reporting entity's invested assets?..... Yes [X] No []
- 17.5098 For firms/individuals unaffiliated with the reporting entity (i.e. designated with a "U") listed in the table for Question 17.5, does the total assets under management aggregate to more than 50% of the reporting entity's invested assets?..... Yes [X] No []

- 17.6 For those firms or individuals listed in the table for 17.5 with an affiliation code of "A" (affiliated) or "U" (unaffiliated), provide the information for the table below.

1	2	3	4	5
Central Registration Depository Number	Name of Firm or Individual	Legal Entity Identifier (LEI)	Registered With	Investment Management Agreement (IMA) Filed
107105	BLACKROCK FINANCIAL MANAGEMENT, INC	549300LVXY1VJKE13M84	The SEC	DS.....

- 18.1 Have all the filing requirements of the Purposes and Procedures Manual of the NAIC Investment Analysis Office been followed? Yes [X] No []
- 18.2 If no, list exceptions:

19. By self-designating 5GI securities, the reporting entity is certifying the following elements for each self-designated 5GI security:

a. Documentation necessary to permit a full credit analysis of the security does not exist or an NAIC CRP credit rating for an FE or PL security is not available.

b. Issuer or obligor is current on all contracted interest and principal payments.

c. The insurer has an actual expectation of ultimate payment of all contracted interest and principal.

Has the reporting entity self-designated 5GI securities? Yes [] No [X]
20. By self-designating PLGI securities, the reporting entity is certifying the following elements of each self-designated PLGI security:

a. The security was purchased prior to January 1, 2018.

b. The reporting entity is holding capital commensurate with the NAIC Designation reported for the security.

c. The NAIC Designation was derived from the credit rating assigned by an NAIC CRP in its legal capacity as a NRSRO which is shown on a current private letter rating held by the insurer and available for examination by state insurance regulators.

d. The reporting entity is not permitted to share this credit rating of the PL security with the SVO.

Has the reporting entity self-designated PLGI securities? Yes [] No [X]
21. By assigning FE to a Schedule BA non-registered private fund, the reporting entity is certifying the following elements of each self-designated FE fund:

a. The shares were purchased prior to January 1, 2019.

b. The reporting entity is holding capital commensurate with the NAIC Designation reported for the security.

c. The security had a public credit rating(s) with annual surveillance assigned by an NAIC CRP in its legal capacity as an NRSRO prior to January 1, 2019.

d. The fund only or predominantly holds bonds in its portfolio.

e. The current reported NAIC Designation was derived from the public credit rating(s) with annual surveillance assigned by an NAIC CRP in its legal capacity as an NRSRO.

f. The public credit rating(s) with annual surveillance assigned by an NAIC CRP has not lapsed.

Has the reporting entity assigned FE to Schedule BA non-registered private funds that complied with the above criteria? Yes [] No [X]
- 11.2

GENERAL INTERROGATORIES

PART 2 - HEALTH

1.

Operating Percentages:

1.1 A&H loss percent

76.9 %

1.2 A&H cost containment percent

2.6 %

1.3 A&H expense percent excluding cost containment expenses

10.9 %

2.1

Do you act as a custodian for health savings accounts?

Yes [] No [X]

2.2

If yes, please provide the amount of custodial funds held as of the reporting date

\$0

2.3

Do you act as an administrator for health savings accounts?

Yes [] No [X]

2.4

If yes, please provide the balance of the funds administered as of the reporting date

\$0

3.

Is the reporting entity licensed or chartered, registered, qualified, eligible or writing business in at least two states?

Yes [X] No []

3.1

If no, does the reporting entity assume reinsurance business that covers risks residing in at least one state other than the state of domicile of the reporting entity?

Yes [] No []

SCHEDULE S - CEDED REINSURANCE

Showing All New Reinsurance Treaties - Current Year to Date

1	2	3	4	5	6	7	8	9	10
NAIC Company Code	ID Number	Effective Date	Name of Reinsurer	Domiciliary Jurisdiction	Type of Reinsurance Ceded	Type of Business Ceded	Type of Reinsurer	Certified Reinsurer Rating (1 through 6)	Effective Date of Certified Reinsurer Rating
NONE									

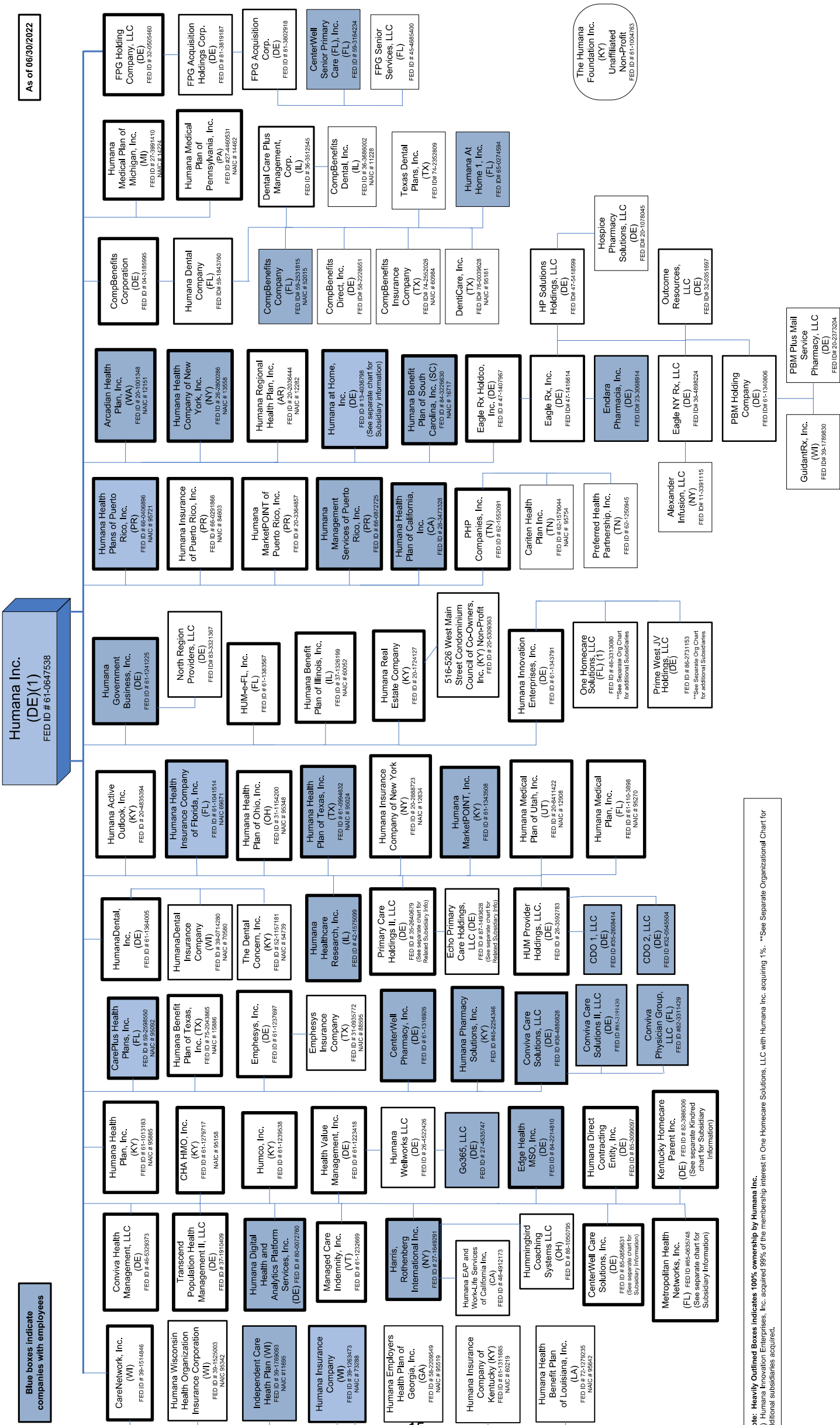
SCHEDULE T - PREMIUMS AND OTHER CONSIDERATIONS

Current Year to Date - Allocated by States and Territories

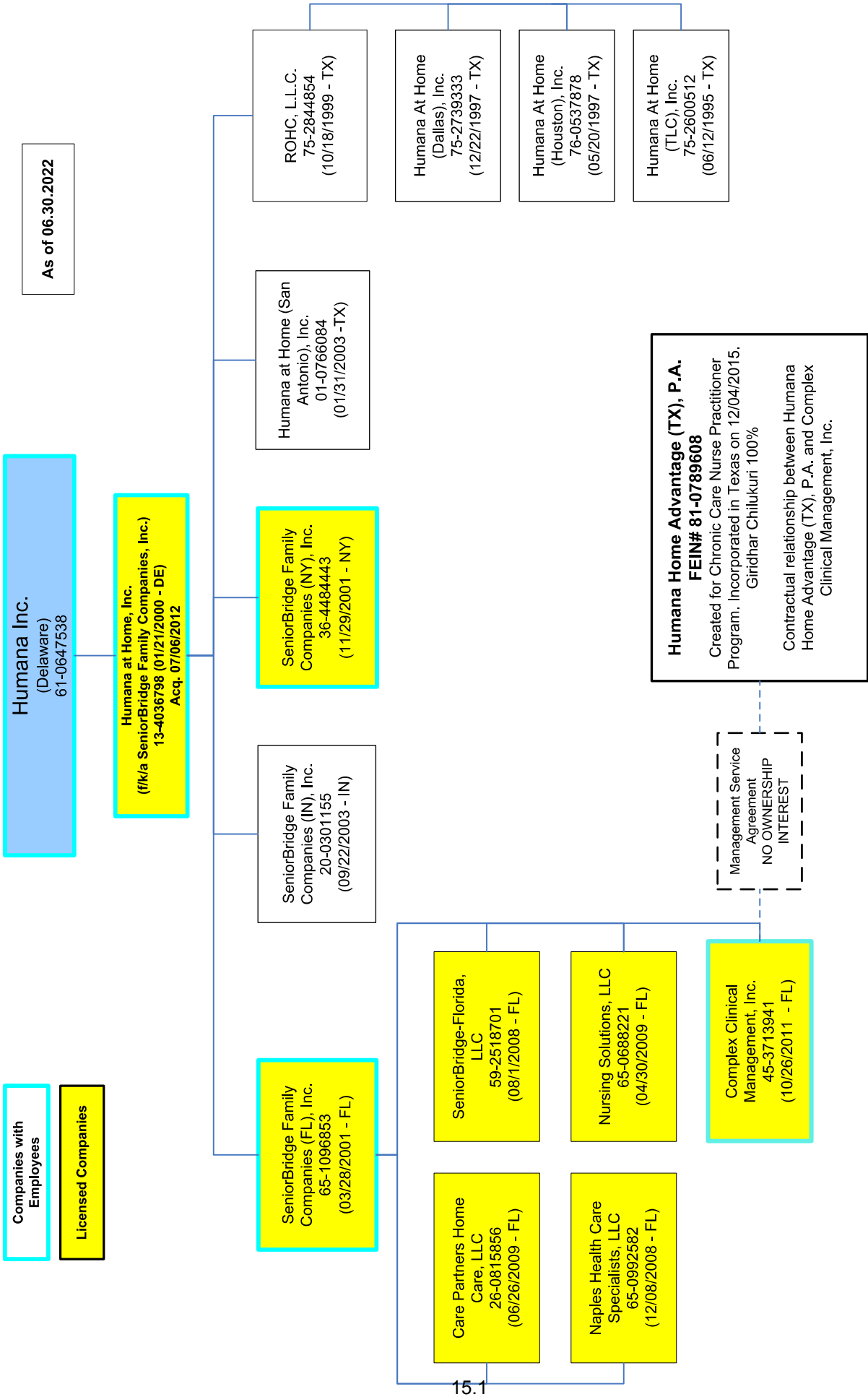
		1	Direct Business Only								
States, etc.		Active Status (a)	2 Accident and Health Premiums	3 Medicare Title XVIII	4 Medicaid Title XIX	5 CHIP Title XXI	6 Federal Employees Health Benefits Program Premiums	7 Life and Annuity Premiums & Other Considerations	8 Property/Casualty Premiums	9 Total Columns 2 Through 8	10 Deposit-Type Contracts
1.	Alabama	AL	N	.0	.0	.0	.0	.0	.0	.0	.0
2.	Alaska	AK	N	.0	.0	.0	.0	.0	.0	.0	.0
3.	Arizona	AZ	N	.0	.0	.0	.0	.0	.0	.0	.0
4.	Arkansas	AR	N	.0	.0	.0	.0	.0	.0	.0	.0
5.	California	CA	N	.0	.0	.0	.0	.0	.0	.0	.0
6.	Colorado	CO	N	.0	.0	.0	.0	.0	.0	.0	.0
7.	Connecticut	CT	N	.0	.0	.0	.0	.0	.0	.0	.0
8.	Delaware	DE	N	.0	.0	.0	.0	.0	.0	.0	.0
9.	District of Columbia	DC	N	.0	.0	.0	.0	.0	.0	.0	.0
10.	Florida	FL	N	.0	.0	.0	.0	.0	.0	.0	.0
11.	Georgia	GA	N	.0	.0	.0	.0	.0	.0	.0	.0
12.	Hawaii	HI	N	.0	.0	.0	.0	.0	.0	.0	.0
13.	Idaho	ID	N	.0	.0	.0	.0	.0	.0	.0	.0
14.	Illinois	IL	N	.0	.0	.0	.0	.0	.0	.0	.0
15.	Indiana	IN	L	.0	.0	.0	.0	.0	.0	.0	.0
16.	Iowa	IA	N	.0	.0	.0	.0	.0	.0	.0	.0
17.	Kansas	KS	N	.0	.0	.0	.0	.0	.0	.0	.0
18.	Kentucky	KY	L	.0	61,556,231	.0	.0	.0	.0	61,556,231	.0
19.	Louisiana	LA	N	.0	.0	.0	.0	.0	.0	.0	.0
20.	Maine	ME	N	.0	.0	.0	.0	.0	.0	.0	.0
21.	Maryland	MD	N	.0	.0	.0	.0	.0	.0	.0	.0
22.	Massachusetts	MA	N	.0	.0	.0	.0	.0	.0	.0	.0
23.	Michigan	MI	N	.0	.0	.0	.0	.0	.0	.0	.0
24.	Minnesota	MN	N	.0	.0	.0	.0	.0	.0	.0	.0
25.	Mississippi	MS	N	.0	.0	.0	.0	.0	.0	.0	.0
26.	Missouri	MO	N	.0	.0	.0	.0	.0	.0	.0	.0
27.	Montana	MT	N	.0	.0	.0	.0	.0	.0	.0	.0
28.	Nebraska	NE	N	.0	.0	.0	.0	.0	.0	.0	.0
29.	Nevada	NV	N	.0	.0	.0	.0	.0	.0	.0	.0
30.	New Hampshire	NH	N	.0	.0	.0	.0	.0	.0	.0	.0
31.	New Jersey	NJ	N	.0	.0	.0	.0	.0	.0	.0	.0
32.	New Mexico	NM	N	.0	.0	.0	.0	.0	.0	.0	.0
33.	New York	NY	N	.0	.0	.0	.0	.0	.0	.0	.0
34.	North Carolina	NC	N	.0	.0	.0	.0	.0	.0	.0	.0
35.	North Dakota	ND	N	.0	.0	.0	.0	.0	.0	.0	.0
36.	Ohio	OH	L	66,862,237	667,071	.0	.0	659,889	.0	68,189,197	.0
37.	Oklahoma	OK	N	.0	.0	.0	.0	.0	.0	.0	.0
38.	Oregon	OR	N	.0	.0	.0	.0	.0	.0	.0	.0
39.	Pennsylvania	PA	N	.0	.0	.0	.0	.0	.0	.0	.0
40.	Rhode Island	RI	N	.0	.0	.0	.0	.0	.0	.0	.0
41.	South Carolina	SC	N	.0	.0	.0	.0	.0	.0	.0	.0
42.	South Dakota	SD	N	.0	.0	.0	.0	.0	.0	.0	.0
43.	Tennessee	TN	N	.0	.0	.0	.0	.0	.0	.0	.0
44.	Texas	TX	N	.0	.0	.0	.0	.0	.0	.0	.0
45.	Utah	UT	N	.0	.0	.0	.0	.0	.0	.0	.0
46.	Vermont	VT	N	.0	.0	.0	.0	.0	.0	.0	.0
47.	Virginia	VA	N	.0	.0	.0	.0	.0	.0	.0	.0
48.	Washington	WA	N	.0	.0	.0	.0	.0	.0	.0	.0
49.	West Virginia	WV	N	.0	.0	.0	.0	.0	.0	.0	.0
50.	Wisconsin	WI	N	.0	.0	.0	.0	.0	.0	.0	.0
51.	Wyoming	WY	N	.0	.0	.0	.0	.0	.0	.0	.0
52.	American Samoa	AS	N	.0	.0	.0	.0	.0	.0	.0	.0
53.	Guam	GU	N	.0	.0	.0	.0	.0	.0	.0	.0
54.	Puerto Rico	PR	N	.0	.0	.0	.0	.0	.0	.0	.0
55.	U.S. Virgin Islands	VI	N	.0	.0	.0	.0	.0	.0	.0	.0
56.	Northern Mariana Islands	MP	N	.0	.0	.0	.0	.0	.0	.0	.0
57.	Canada	CAN	N	.0	.0	.0	.0	.0	.0	.0	.0
58.	Aggregate Other Aliens	OT	XXX	.0	.0	.0	.0	.0	.0	.0	.0
59.	Subtotal	XXX	66,862,237	62,223,302	.0	.0	659,889	.0	.0	129,745,428	.0
60.	Reporting Entity Contributions for Employee Benefit Plans	XXX	.0	.0	.0	.0	.0	.0	.0	.0	.0
61.	Totals (Direct Business)	XXX	66,862,237	62,223,302	0	0	659,889	0	0	129,745,428	0
DETAILS OF WRITE-INS											
58001.		XXX	.0	.0	.0	.0	.0	.0	.0	.0	.0
58002.		XXX									
58003.		XXX									
58998.	Summary of remaining write-ins for Line 58 from overflow page	XXX	.0	.0	.0	.0	.0	.0	.0	.0	.0
58999.	Totals (Lines 58001 through 58003 plus 58998)(Line 58 above)	XXX	0	0	0	0	0	0	0	0	0

(a) Active Status Counts:
L - Licensed or Chartered - Licensed Insurance carrier or domiciled RRG.....3
E - Eligible - Reporting entities eligible or approved to write surplus lines in the state.....0
N - None of the above - Not allowed to write business in the state.....54
R - Registered - Non-domiciled RRGs.....0
Q - Qualified - Qualified or accredited reinsurer.....0

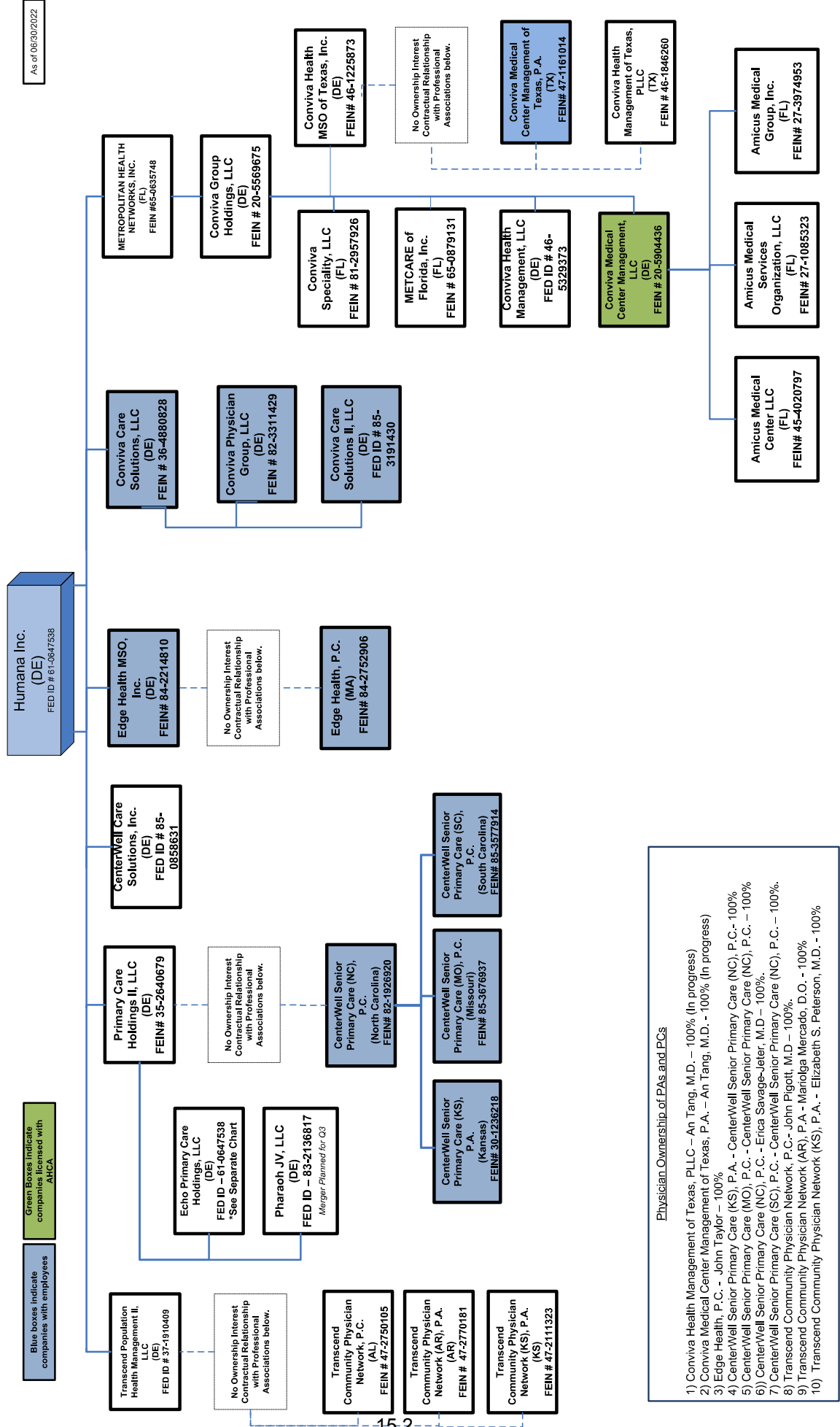
STATEMENT AS OF JUNE 30, 2022 OF THE Humana Health Plan of Ohio Inc.

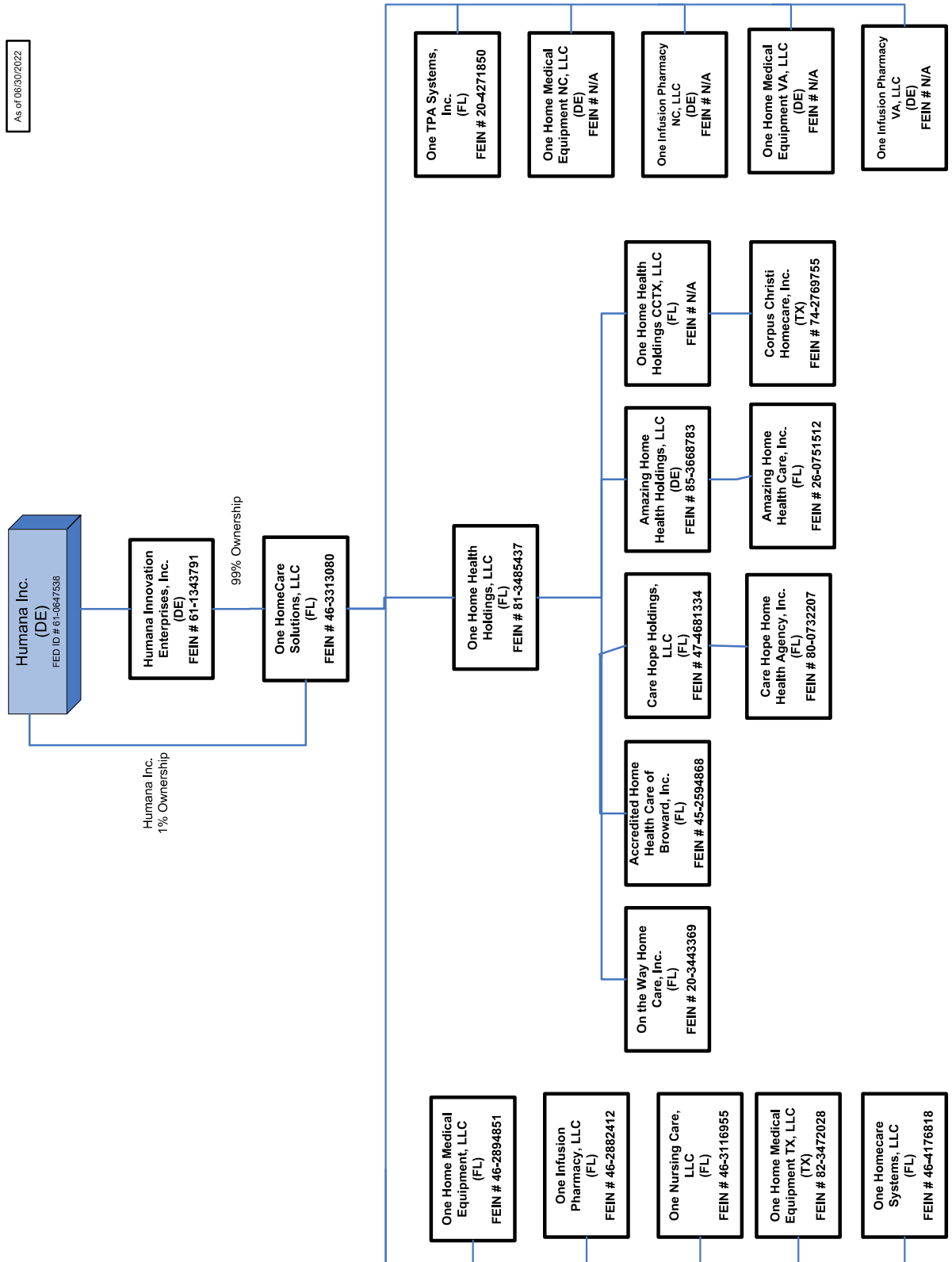


Note: **Heavily Outlined Boxes indicates 100% ownership by Humana Inc.**
(1) Humana Innovation Enterprises, Inc. acquired 99% of the membership interest in One Homecare Solutions, LLC with Humana Inc. acquiring 1%. **See Separate Organizational Chart for additional subsidiaries acquired.

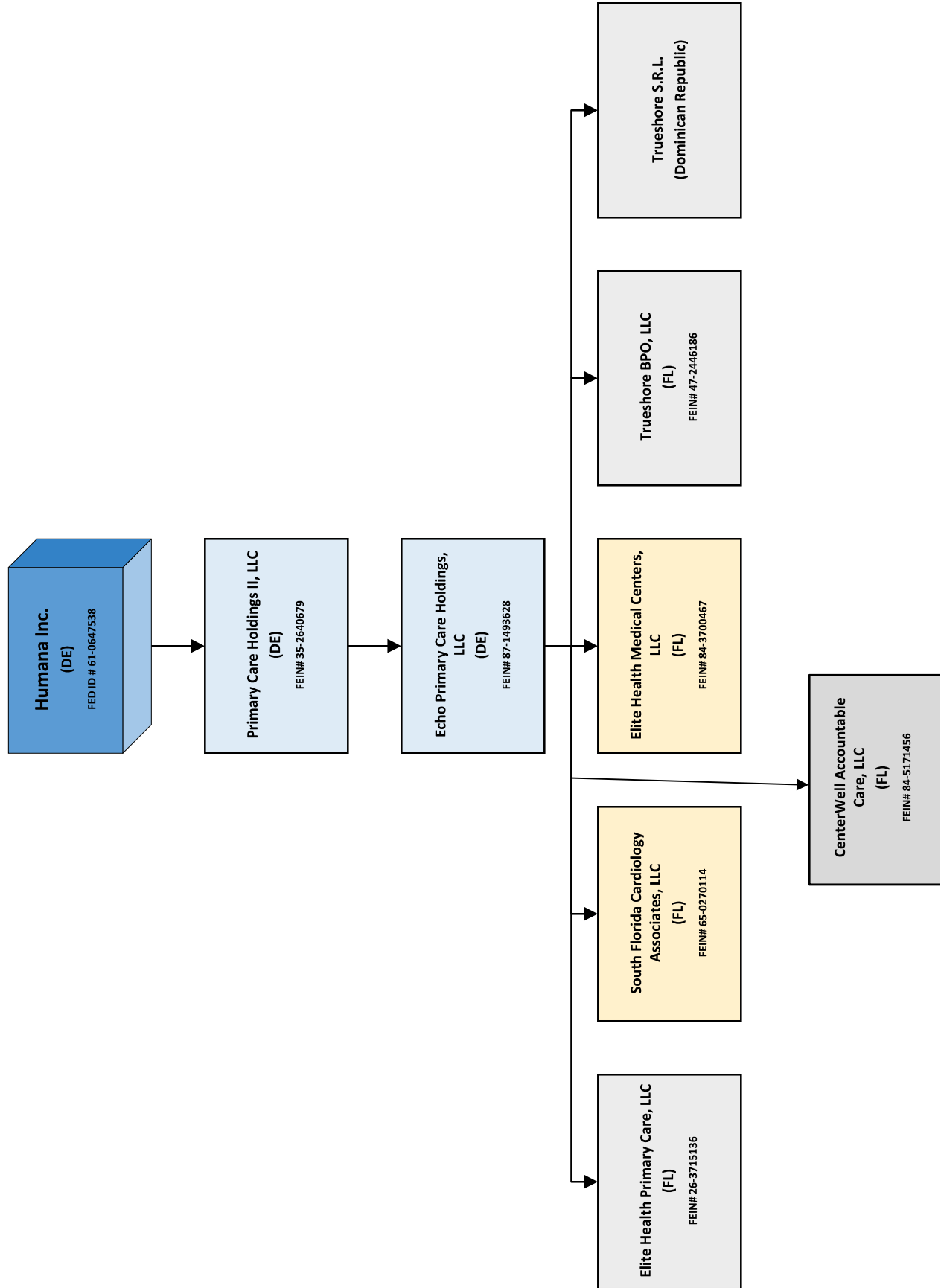


STATEMENT AS OF JUNE 30, 2022 OF THE Humana Health Plan of Ohio Inc.



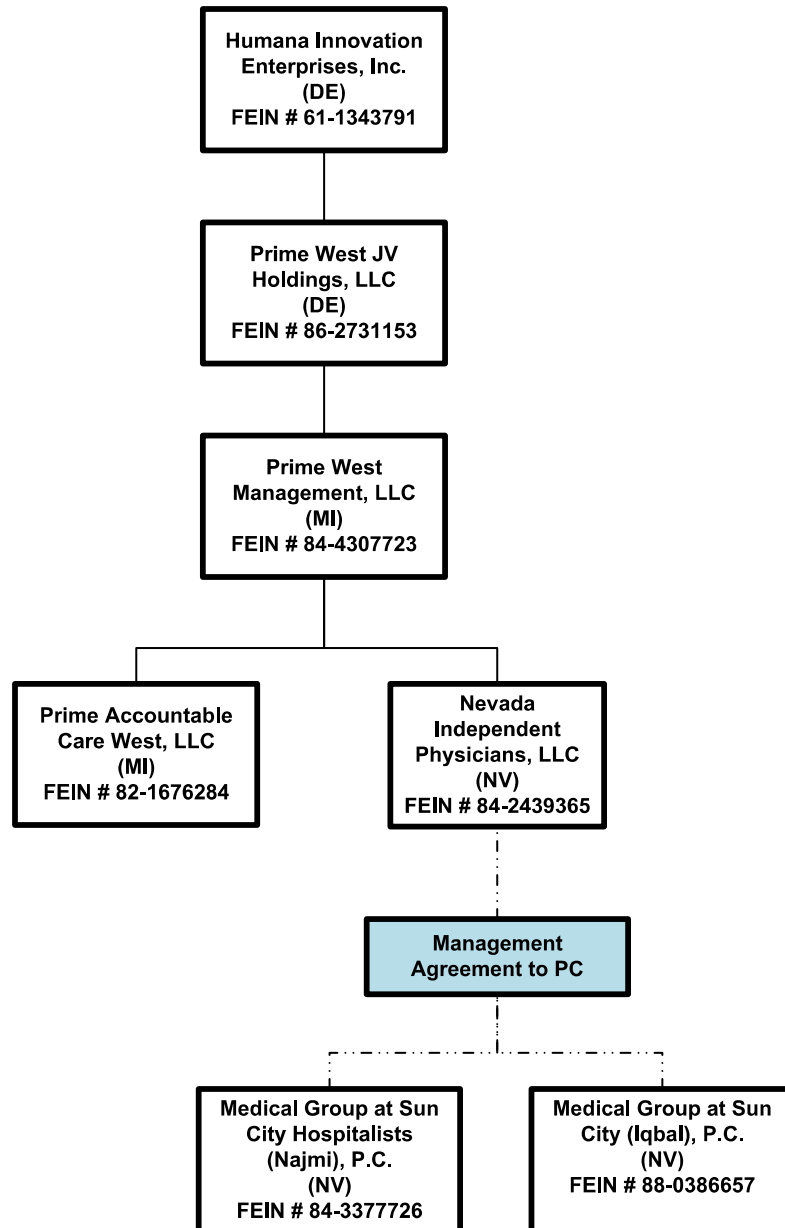


Echo Primary Care Holdings Organization Chart



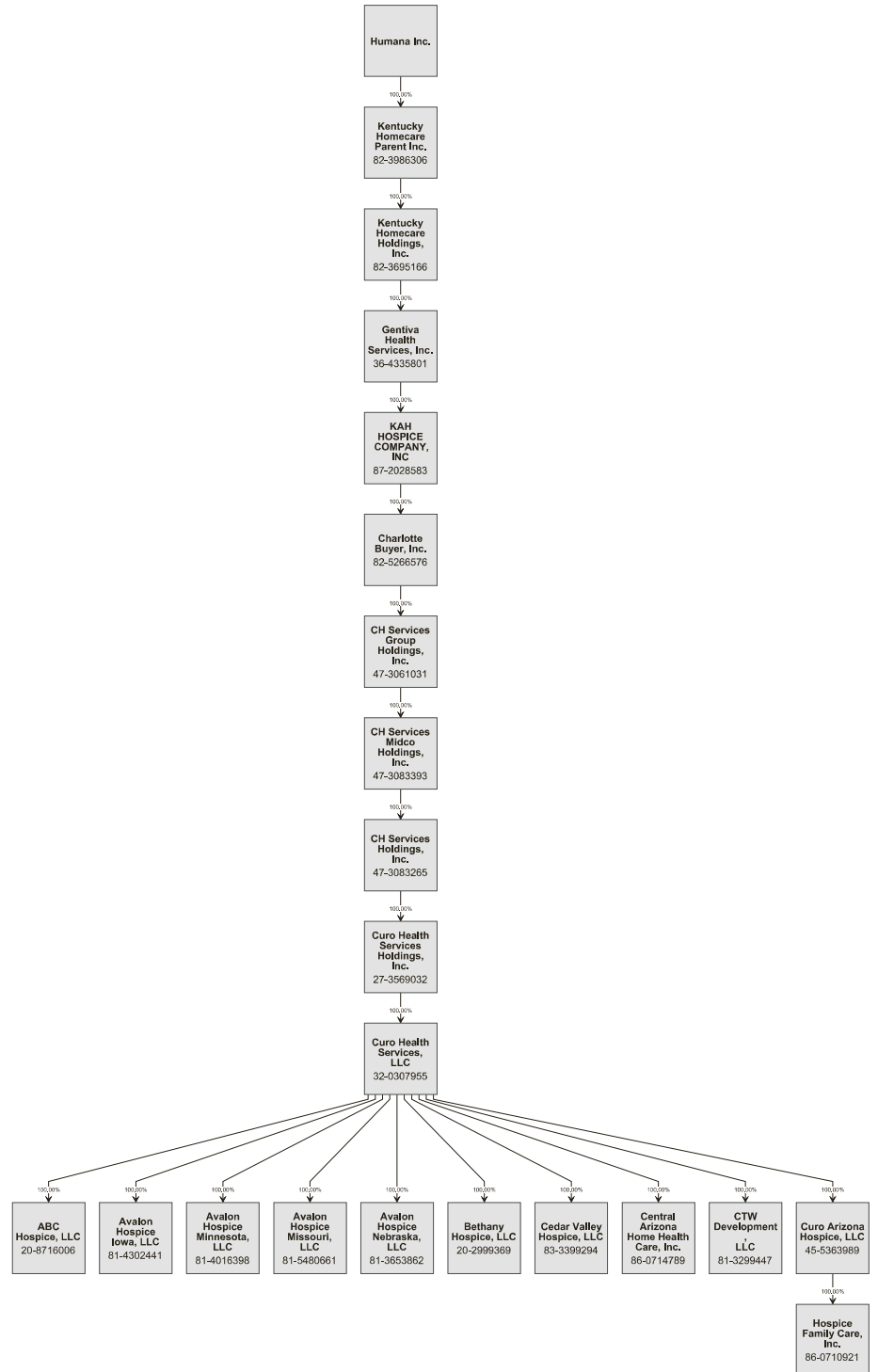
Prime West Organizational Chart

As of 06/30/2022

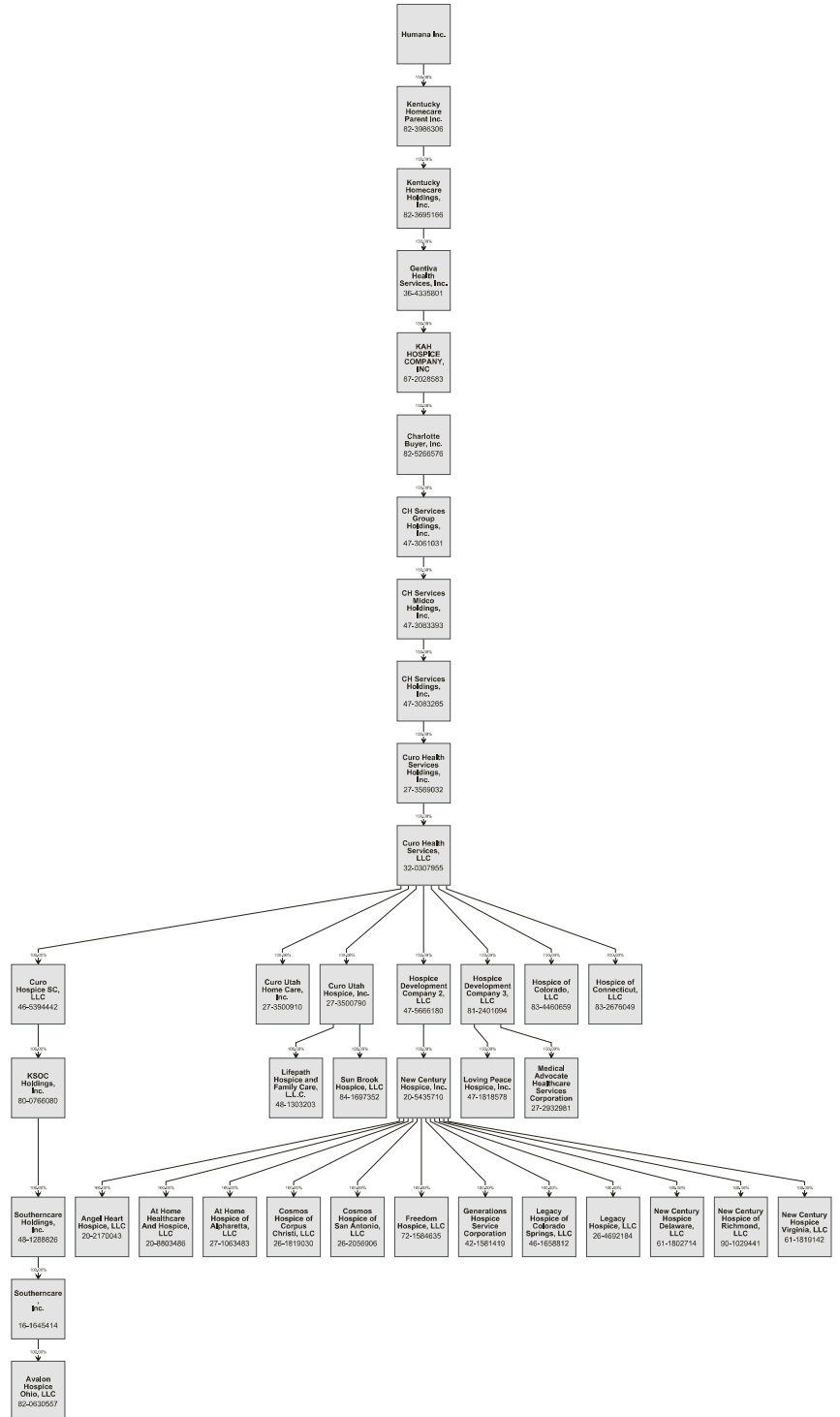


Zaffar Iqbal, M.D – 100% Ownership

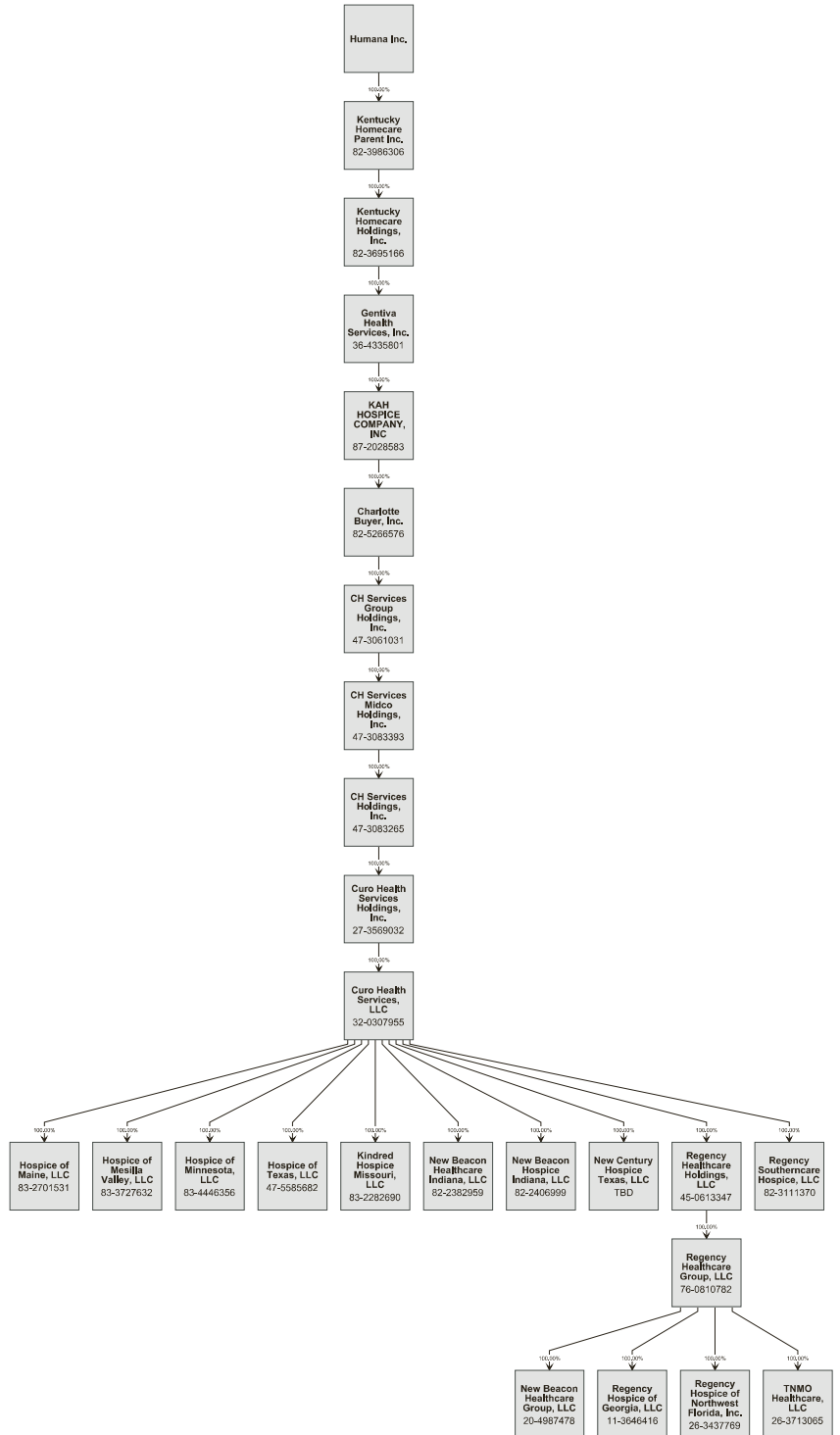
STATEMENT AS OF JUNE 30, 2022 OF THE Humana Health Plan of Ohio Inc.



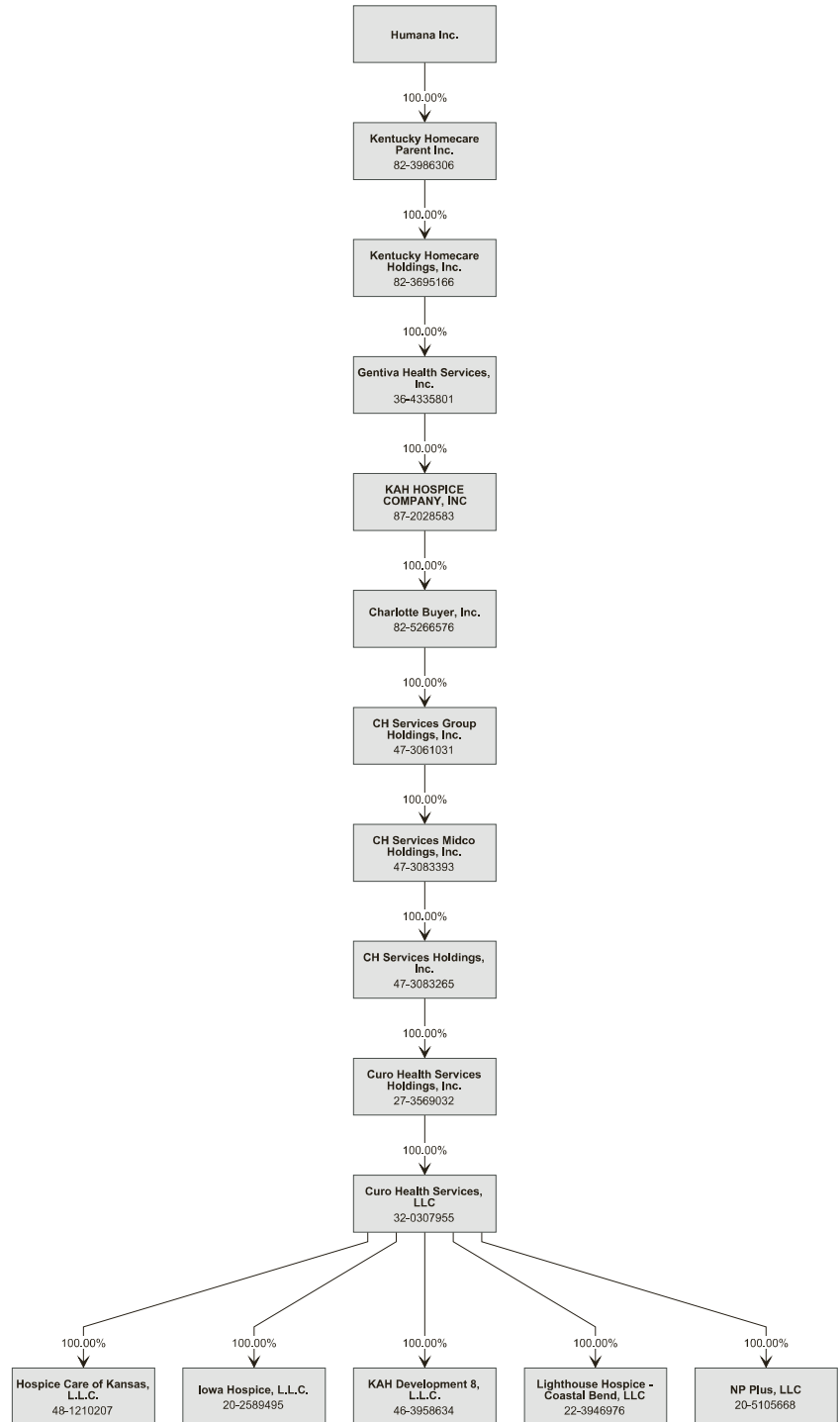
STATEMENT AS OF JUNE 30, 2022 OF THE Humana Health Plan of Ohio Inc.




STATEMENT AS OF JUNE 30, 2022 OF THE Humana Health Plan of Ohio Inc.




STATEMENT AS OF JUNE 30, 2022 OF THE Humana Health Plan of Ohio Inc.



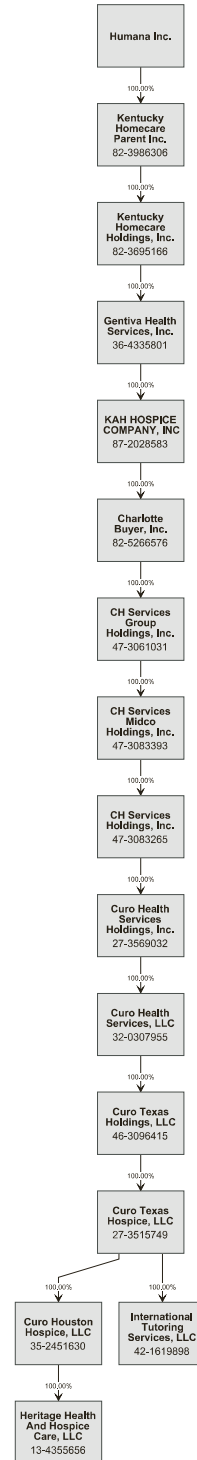
STATEMENT AS OF JUNE 30, 2022 OF THE Humana Health Plan of Ohio Inc.

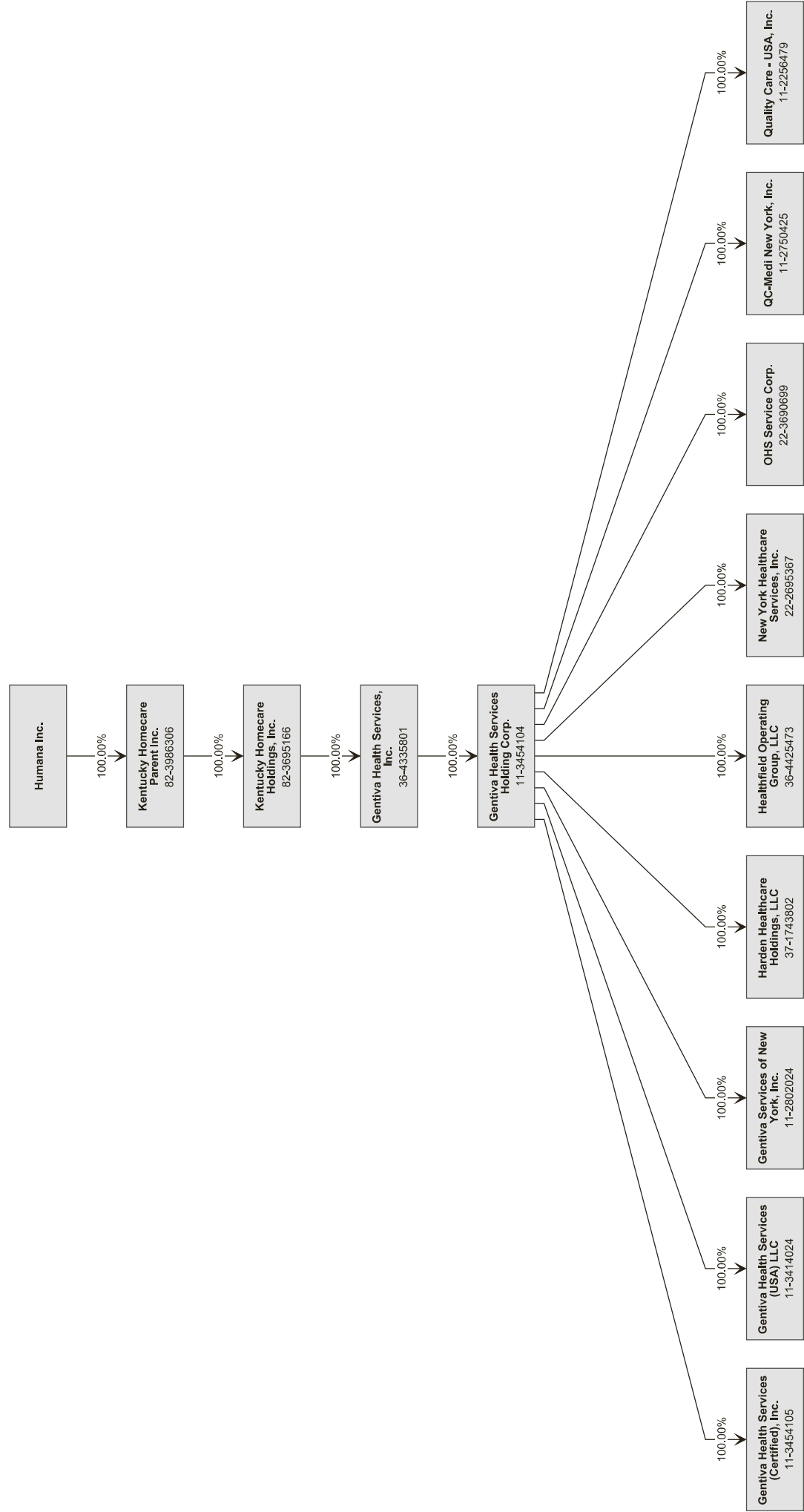


STATEMENT AS OF JUNE 30, 2022 OF THE Humana Health Plan of Ohio Inc.

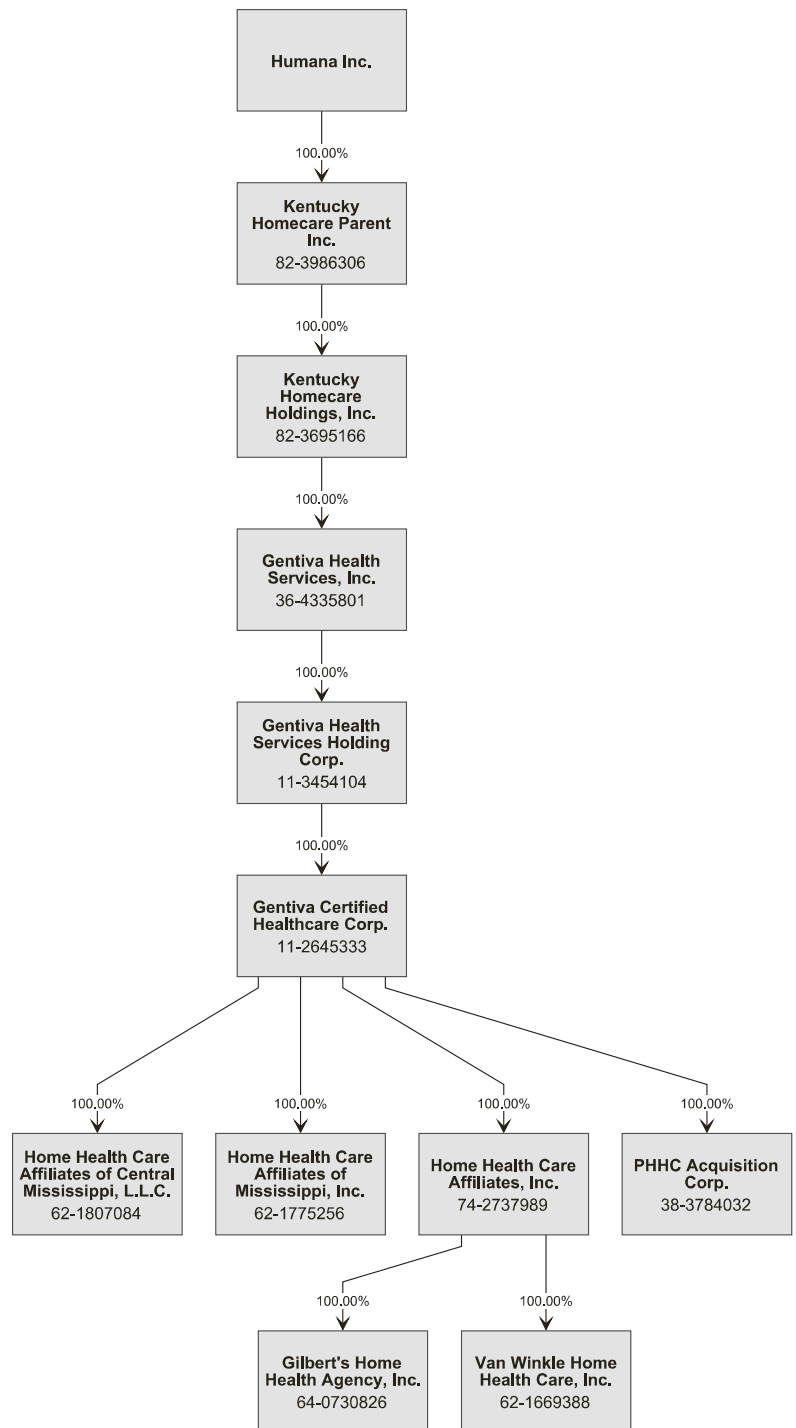


STATEMENT AS OF JUNE 30, 2022 OF THE Humana Health Plan of Ohio Inc.

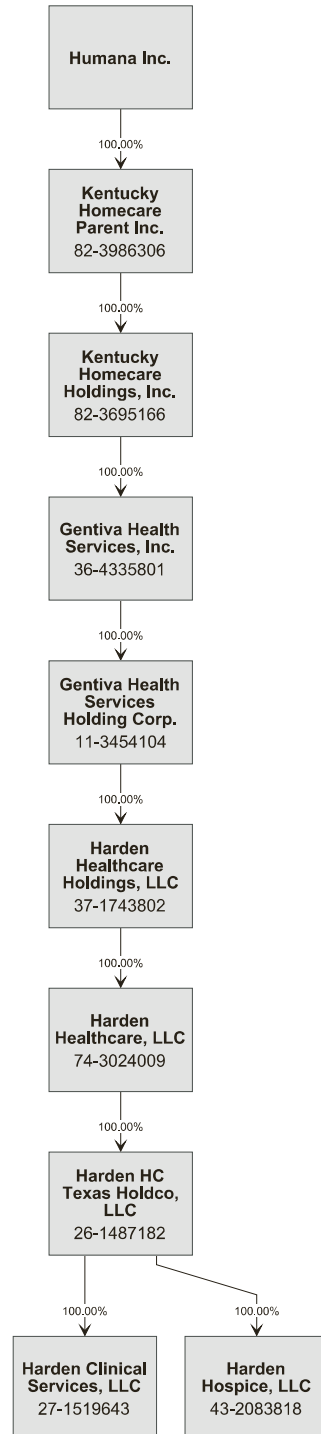




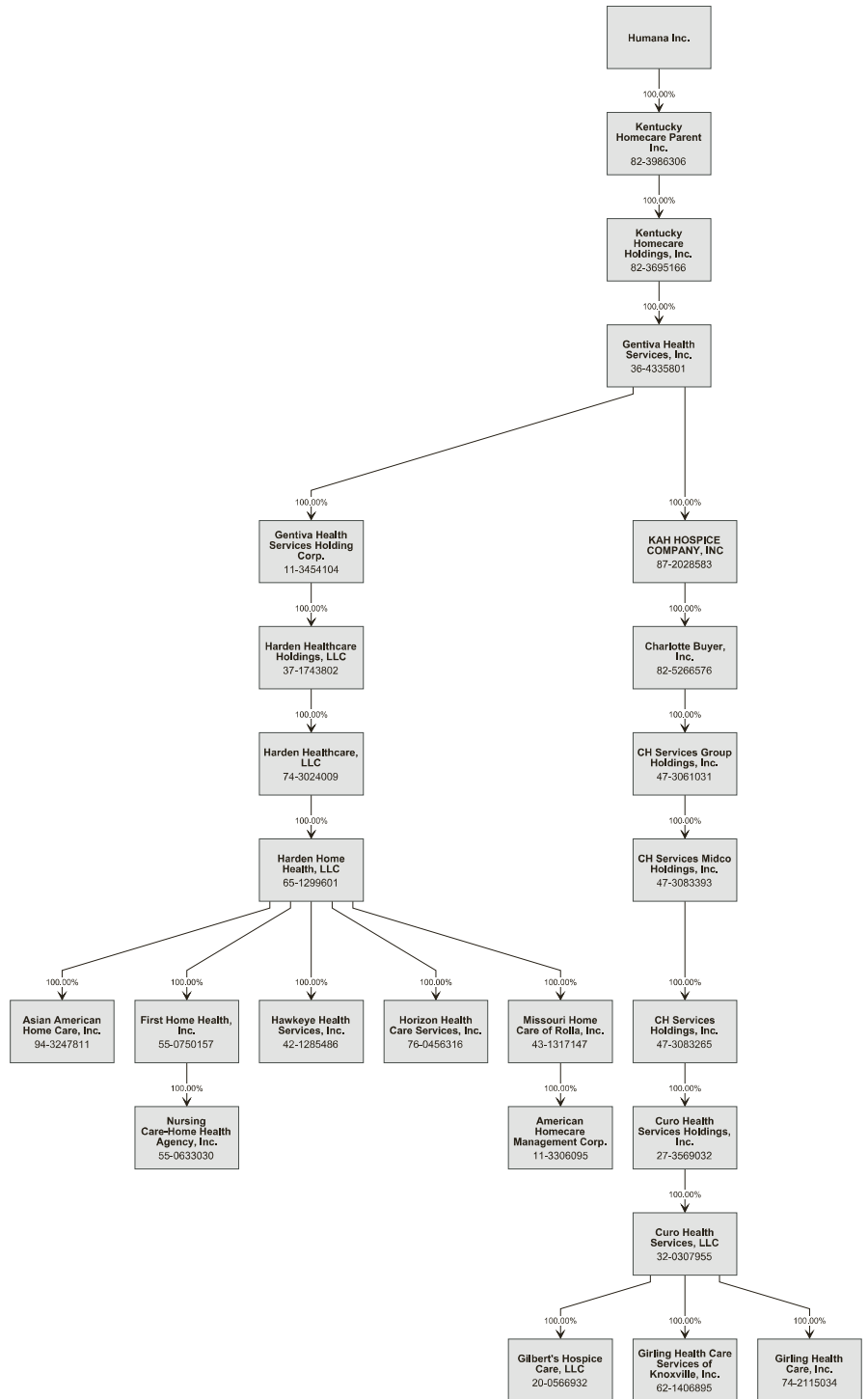
STATEMENT AS OF JUNE 30, 2022 OF THE Humana Health Plan of Ohio Inc.



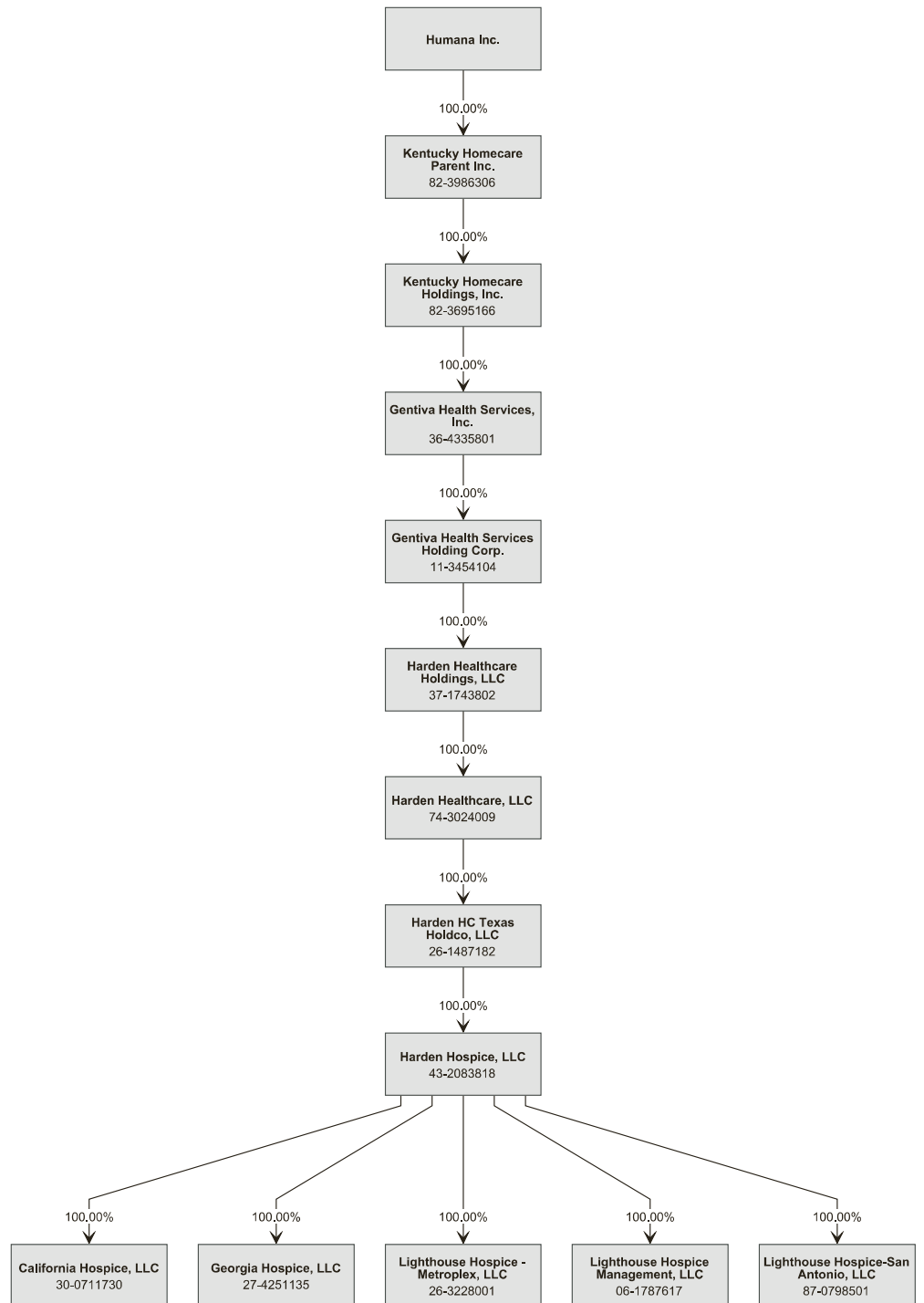
STATEMENT AS OF JUNE 30, 2022 OF THE Humana Health Plan of Ohio Inc.



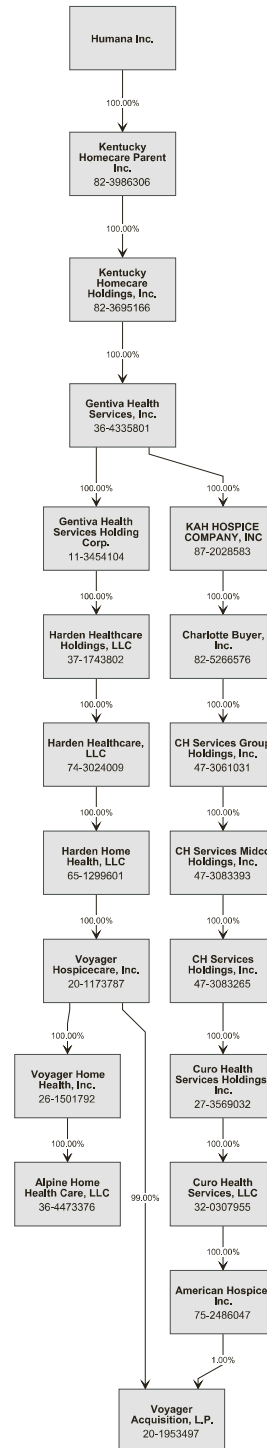
STATEMENT AS OF JUNE 30, 2022 OF THE Humana Health Plan of Ohio Inc.

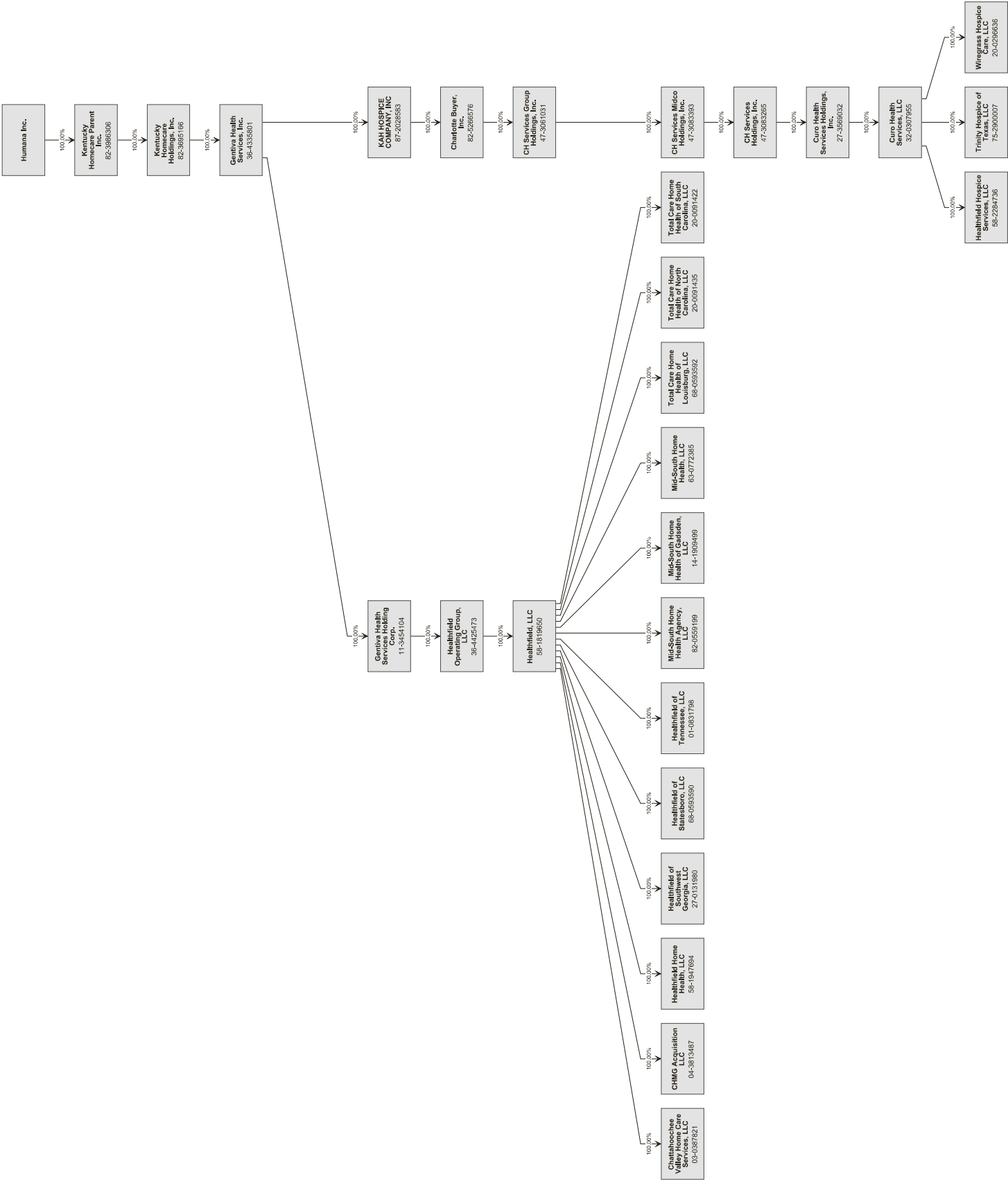


STATEMENT AS OF JUNE 30, 2022 OF THE Humana Health Plan of Ohio Inc.

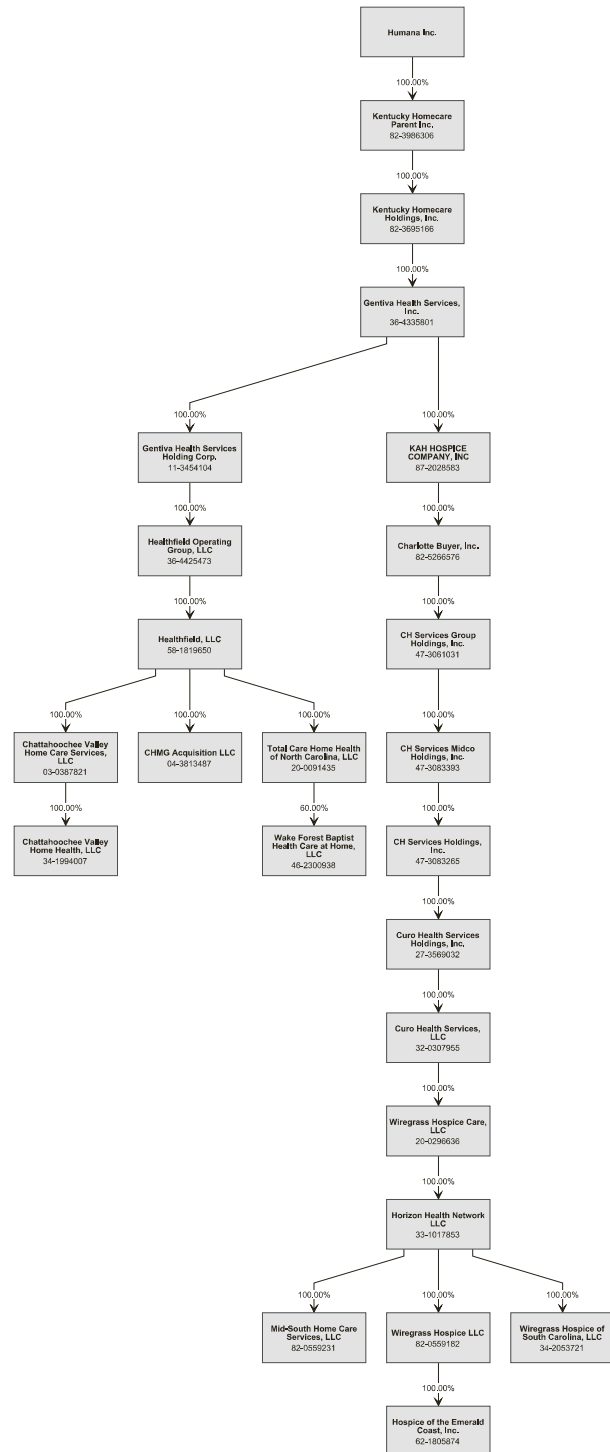


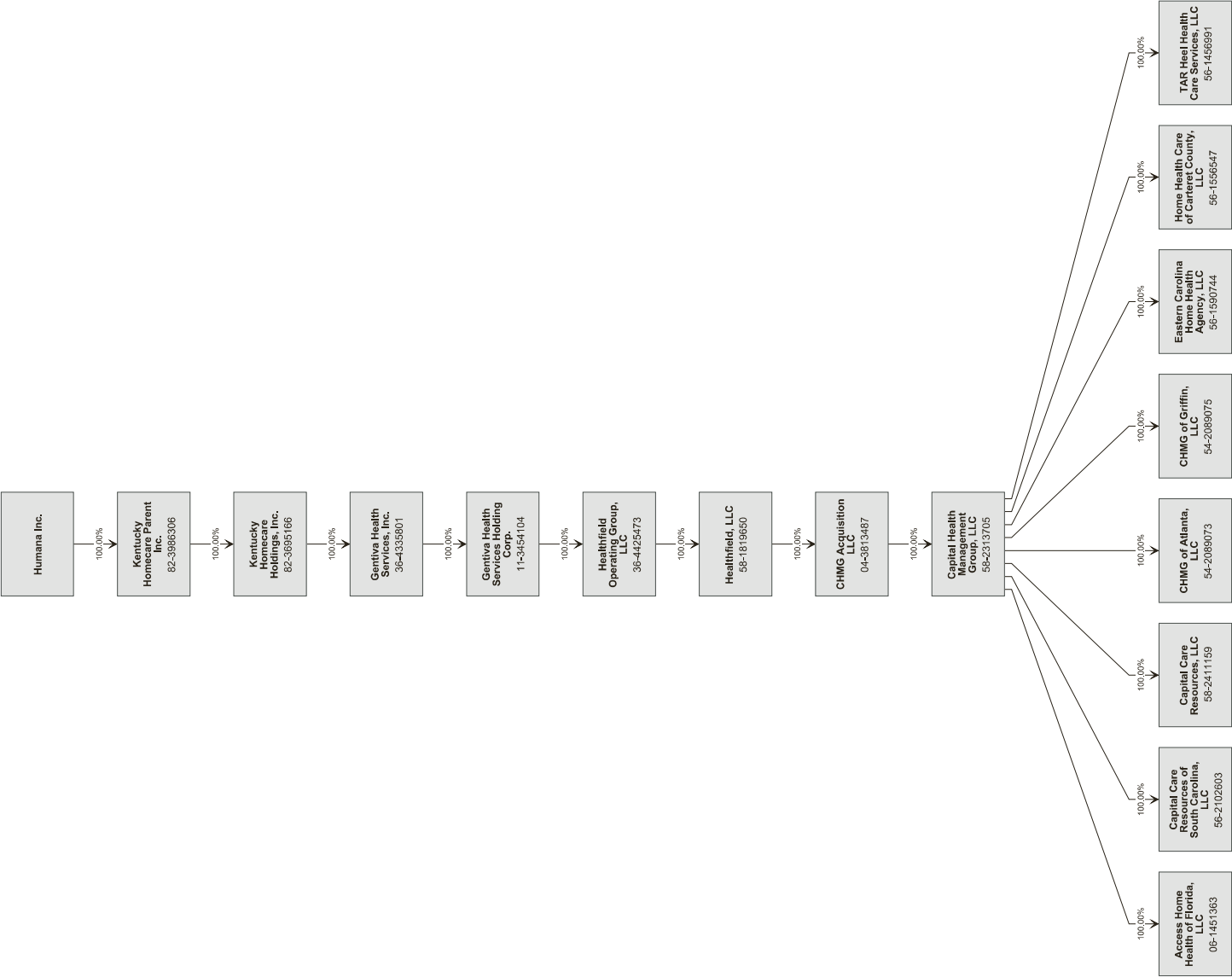
STATEMENT AS OF JUNE 30, 2022 OF THE Humana Health Plan of Ohio Inc.



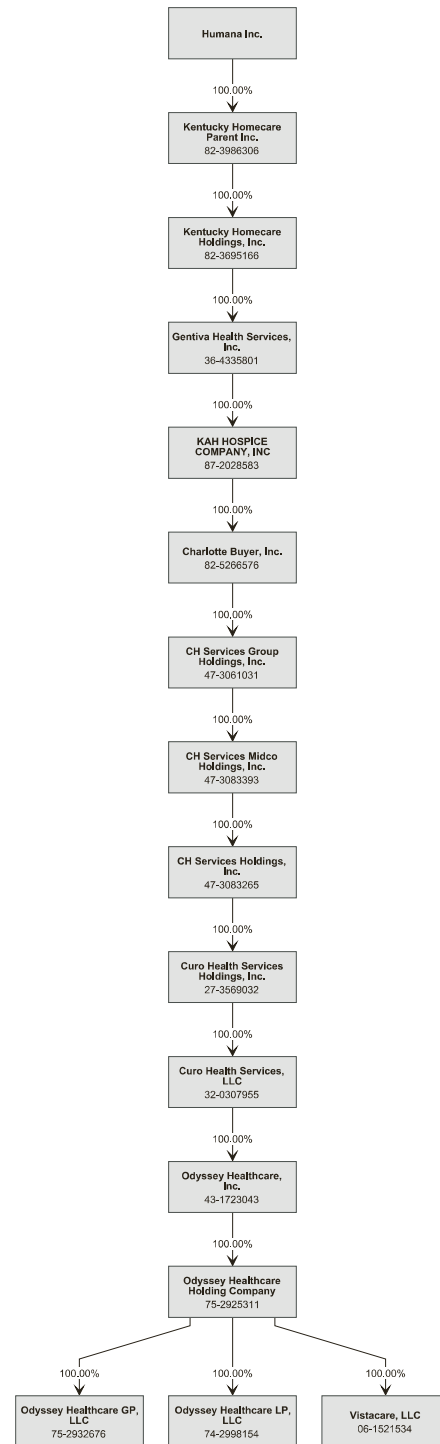


STATEMENT AS OF JUNE 30, 2022 OF THE Humana Health Plan of Ohio Inc.

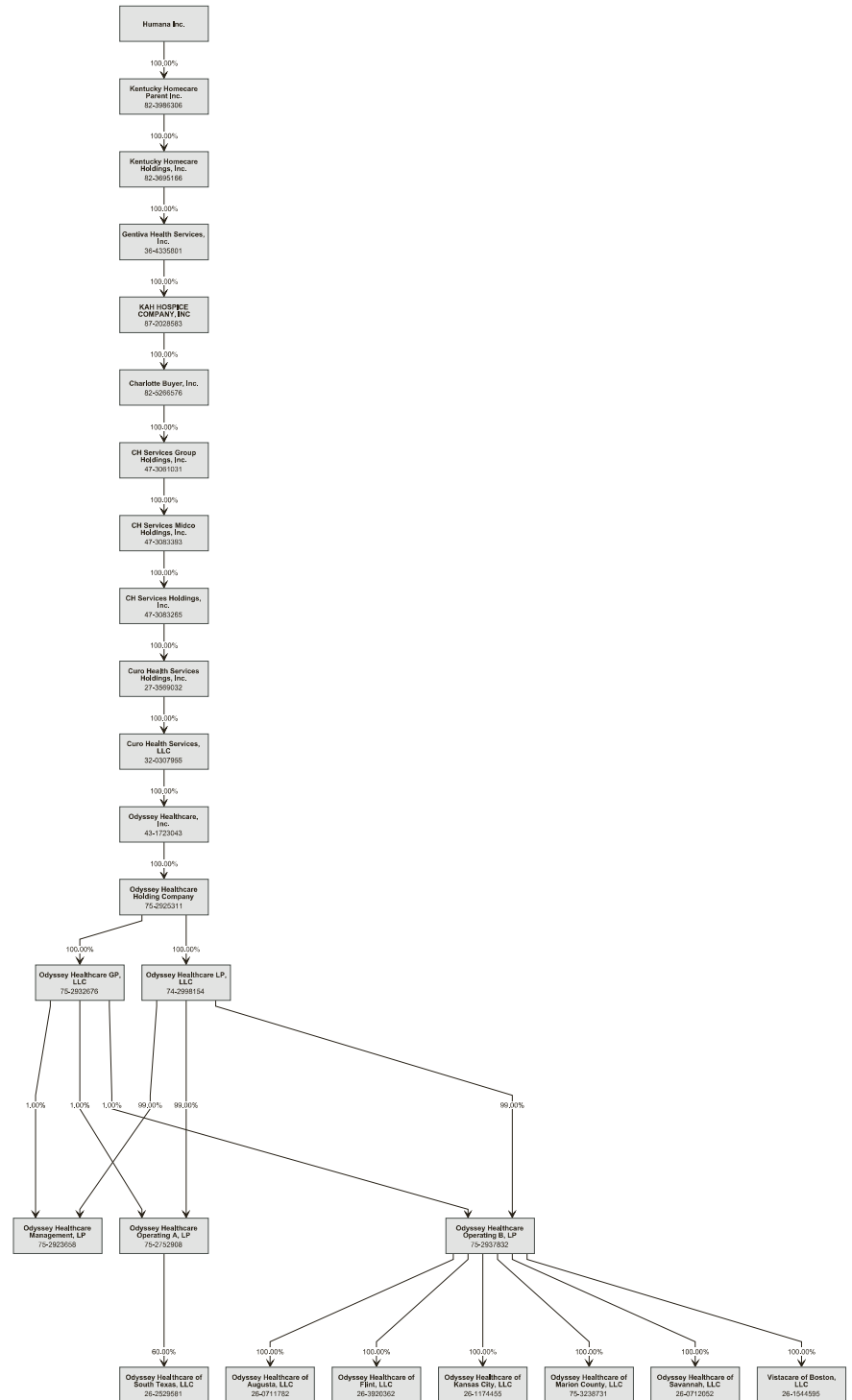




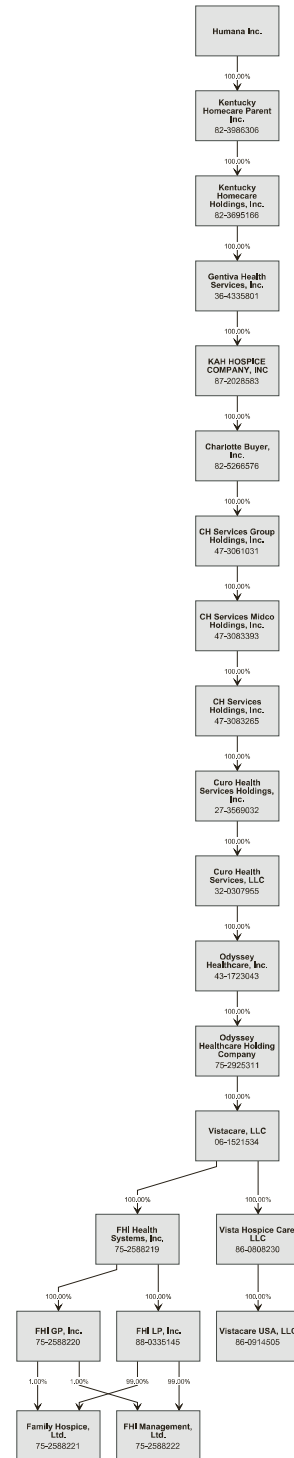
STATEMENT AS OF JUNE 30, 2022 OF THE Humana Health Plan of Ohio Inc.



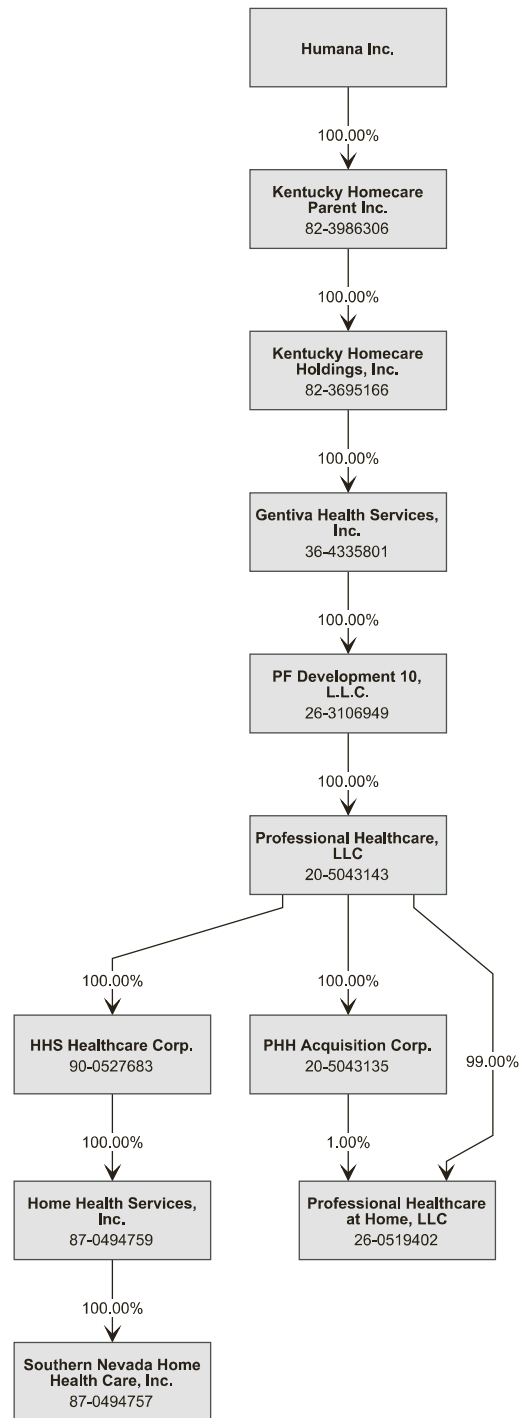
STATEMENT AS OF JUNE 30, 2022 OF THE Humana Health Plan of Ohio Inc.



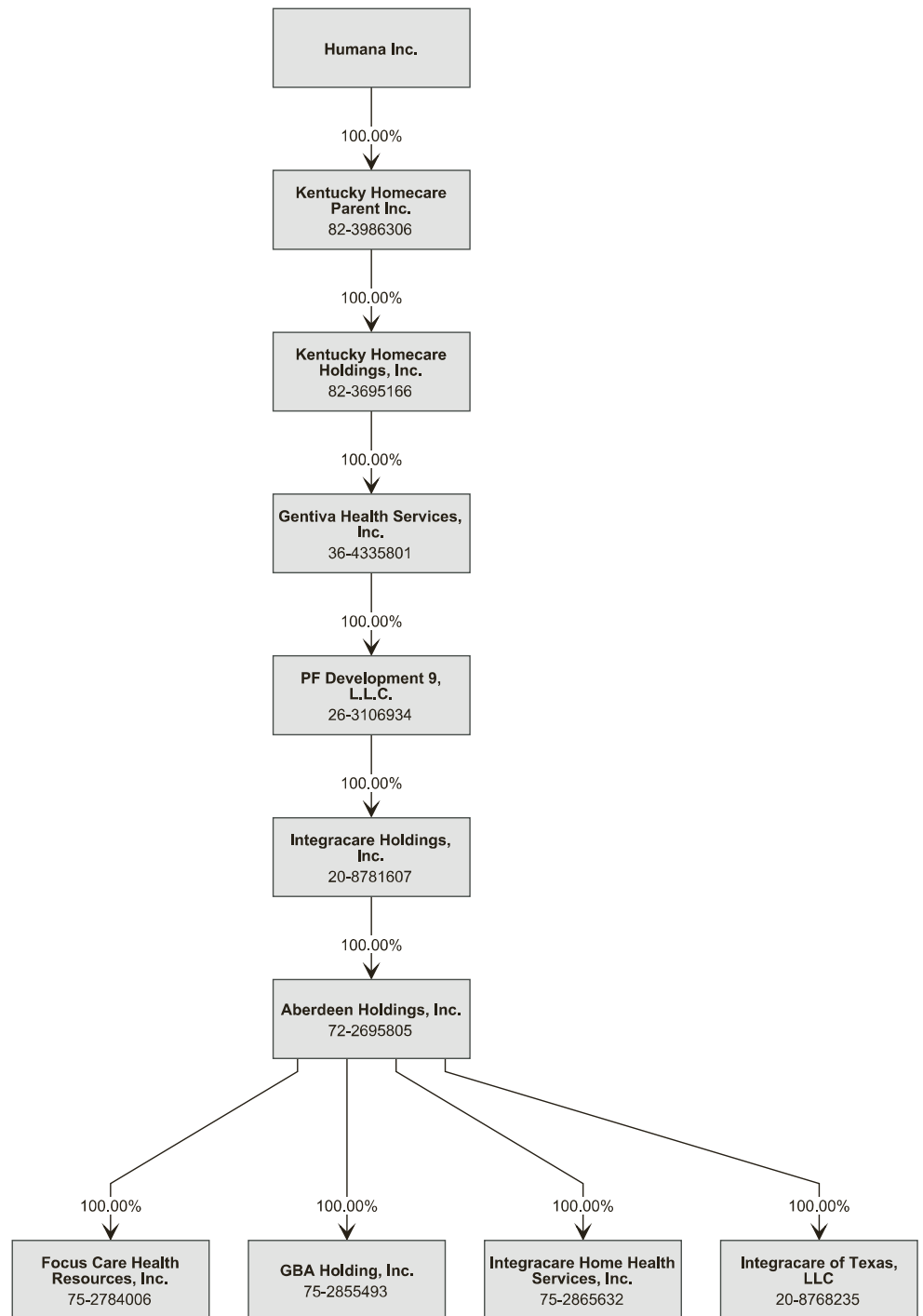
STATEMENT AS OF JUNE 30, 2022 OF THE Humana Health Plan of Ohio Inc.



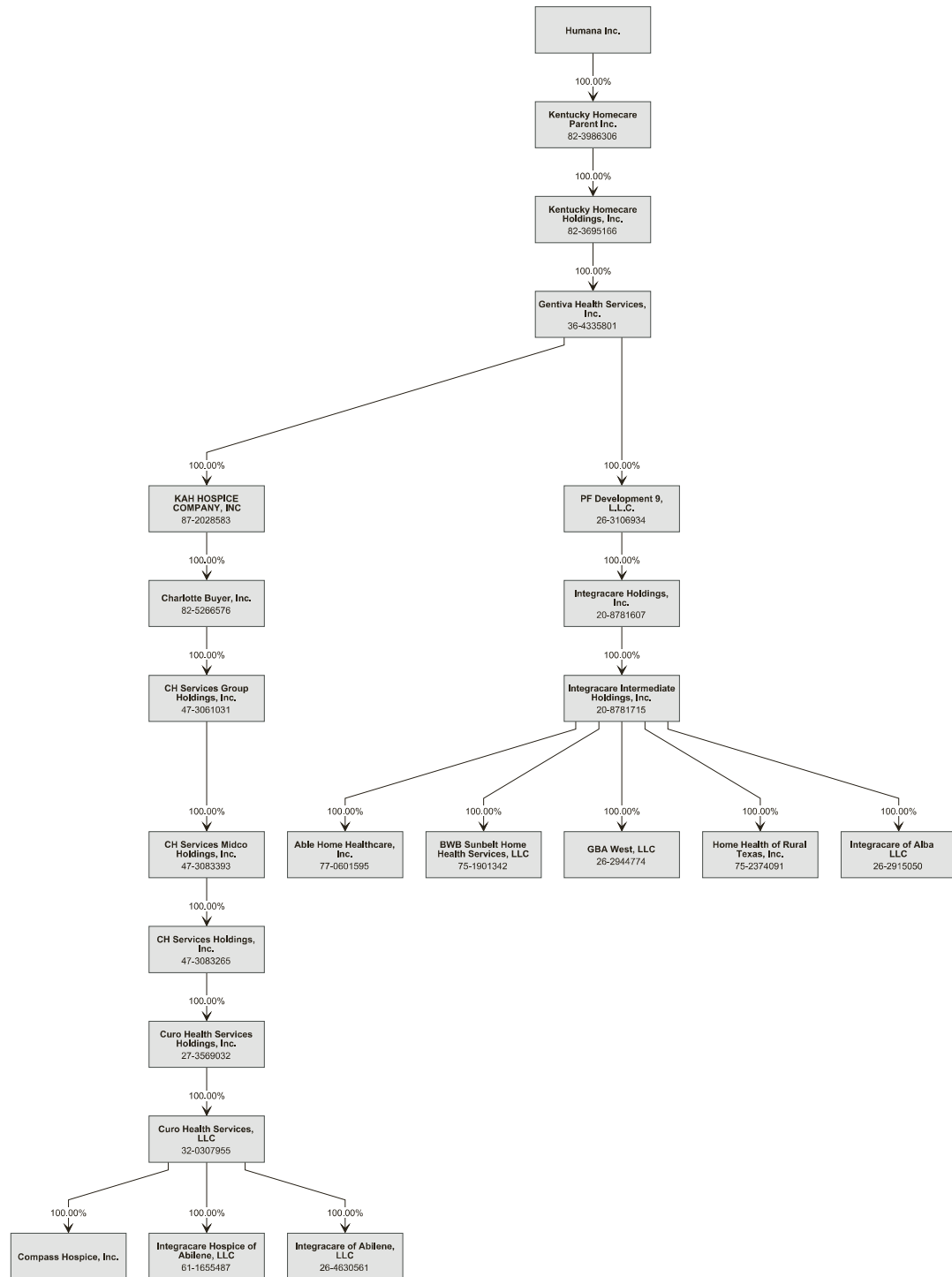
STATEMENT AS OF JUNE 30, 2022 OF THE Humana Health Plan of Ohio Inc.



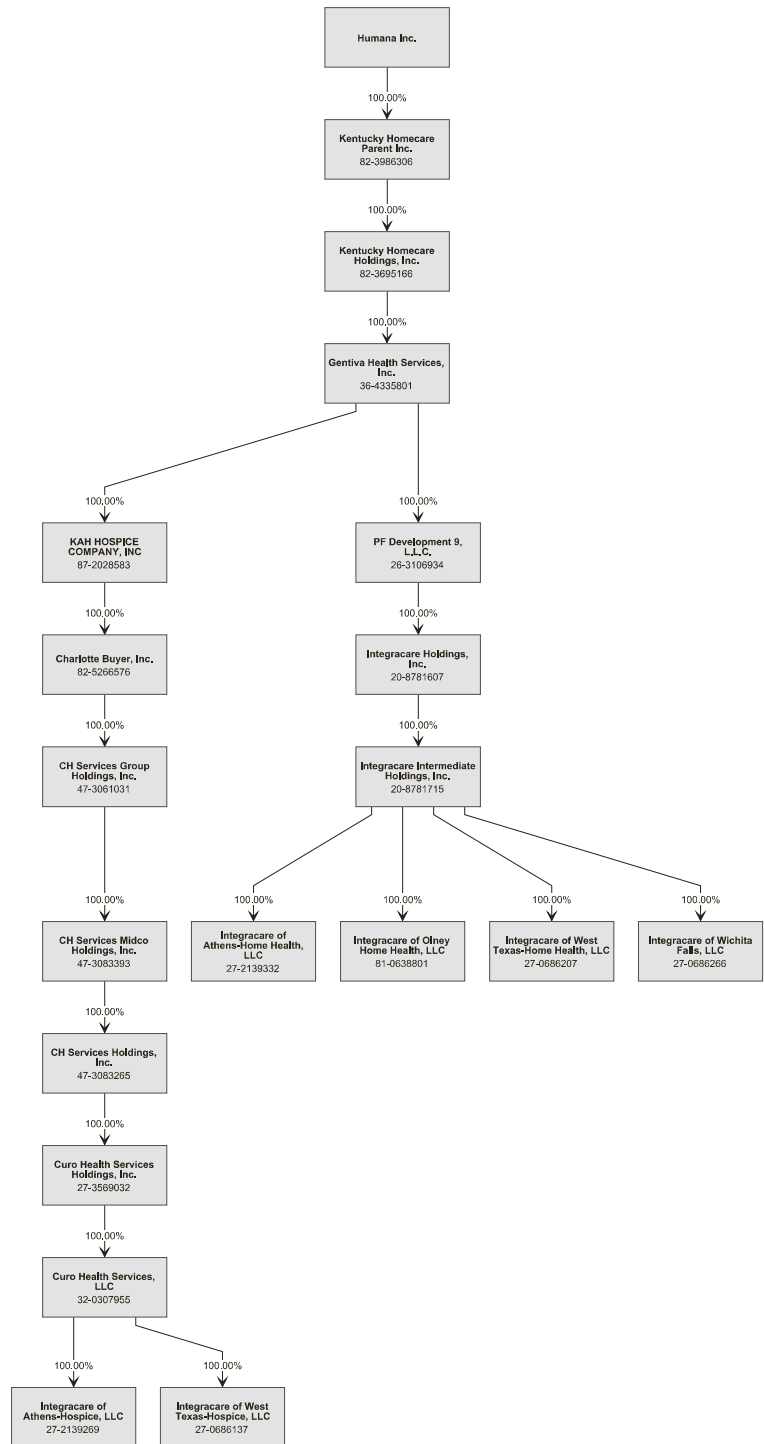
STATEMENT AS OF JUNE 30, 2022 OF THE Humana Health Plan of Ohio Inc.



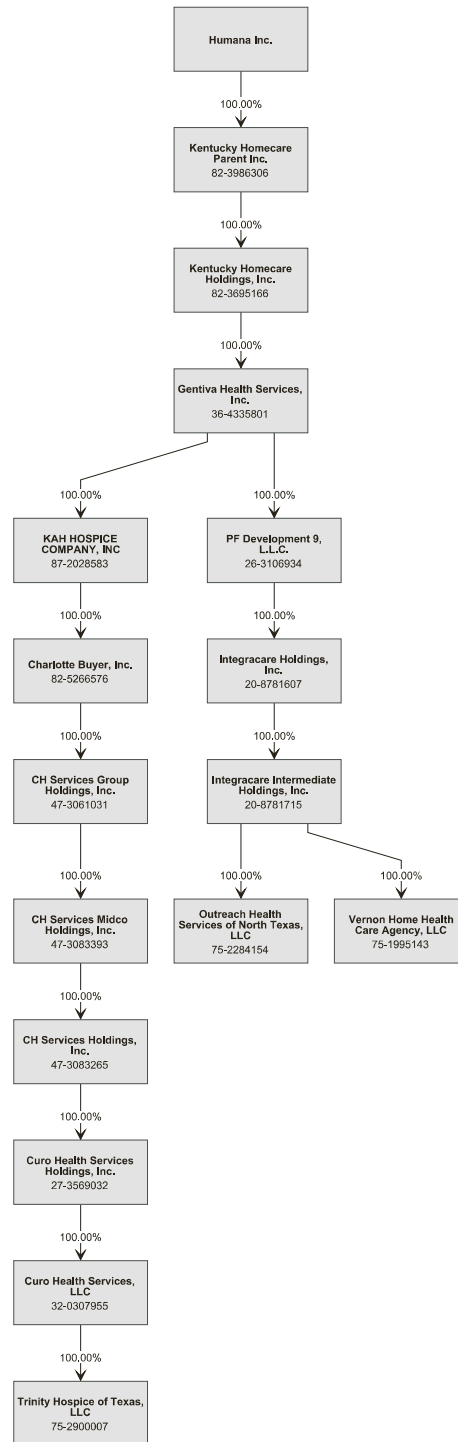
STATEMENT AS OF JUNE 30, 2022 OF THE Humana Health Plan of Ohio Inc.



STATEMENT AS OF JUNE 30, 2022 OF THE Humana Health Plan of Ohio Inc.



STATEMENT AS OF JUNE 30, 2022 OF THE Humana Health Plan of Ohio Inc.



STATEMENT AS OF JUNE 30, 2022 OF THE Humana Health Plan of Ohio Inc.

SCHEDULE Y
PART 1A - DETAIL OF INSURANCE HOLDING COMPANY SYSTEM

1	2	3	4	5	6	7	8	9	10	11	12	13	14	15	16
Group Code	Group Name	NAIC Company Code	ID Number	Federal RSSD	CIK	Name of Securities Exchange if Publicly Traded (U.S. or International)	Names of Parent, Subsidiaries Or Affiliates	Domi-ciliary Location	Relation-ship to Reporting Entity	Directly Controlled by (Name of Entity/Person)	Type of Control (Ownership, Board, Management, Attorney-in-Fact, Influence, Other)	If Control is Ownership Provide Percen-tage	Ultimate Controlling Entity(ies)/Person(s)	Is an SCA Filing Re-quired? (Yes/No)	*
.0119	Humana Inc.	.00000	20-5309363				516-526 West Main Street Condomium Council of Co-Owners, Inc.	.KY.	NIA	Humana Real Estate Company	Ownership	100.000	Humana Inc.	.NO.	.0
.0119	Humana Inc.	.12151	20-1001348				Arcadian Health Plan, Inc.	.WA.	IA	Humana Inc.	Ownership	100.000	Humana Inc.	.NO.	.0
.0119	Humana Inc.	.00000	26-0815856				Care Partners Home Care, LLC	.FL.	NIA	SeniorBridge Family Companies (FL), Inc.	Ownership	100.000	Humana Inc.	.NO.	.0
.0119	Humana Inc.	.00000	39-1514846				CareNetwork, Inc.	.WI.	NIA	Humana Inc.	Ownership	100.000	Humana Inc.	.NO.	.0
.0119	Humana Inc.	.95092	59-2598550				CarePlus Health Plans, Inc.	.FL.	IA	Humana Inc.	Ownership	100.000	Humana Inc.	.NO.	.0
.0119	Humana Inc.	.95754	62-1579044				Cariten Health Plan Inc.	.TN.	IA	PHP Companies, Inc.	Ownership	100.000	Humana Inc.	.NO.	.0
.0119	Humana Inc.	.00000	35-2608414				CDO 1, LLC	.DE.	NIA	HUM Provider Holdings, LLC	Ownership	100.000	Humana Inc.	.NO.	.0
.0119	Humana Inc.	.00000	32-0545504				CDO 2, LLC	.DE.	NIA	HUM Provider Holdings, LLC	Ownership	100.000	Humana Inc.	.NO.	.0
.0119	Humana Inc.	.95158	61-1279717				CHA HMO, Inc.	.KY.	IA	Humana Inc.	Ownership	100.000	Humana Inc.	.NO.	.0
.0119	Humana Inc.	.52015	59-2531815				CompBenefits Company	.FL.	IA	Humana Dental Company	Ownership	100.000	Humana Inc.	.NO.	.0
.0119	Humana Inc.	.00000	04-3185995				CompBenefits Corporation	.DE.	NIA	Humana Inc.	Ownership	100.000	Humana Inc.	.NO.	.0
.0119	Humana Inc.	.11228	36-3686002				CompBenefits Dental, Inc.	.IL.	IA	Dental Care Plus Management, Corp.	Ownership	100.000	Humana Inc.	.NO.	.0
.0119	Humana Inc.	.00000	58-2228851				CompBenefits Direct, Inc.	.DE.	NIA	Humana Dental Company	Ownership	100.000	Humana Inc.	.NO.	.0
.0119	Humana Inc.	.60984	74-2552026				CompBenefits Insurance Company	.TX.	IA	Humana Dental Company	Ownership	100.000	Humana Inc.	.NO.	.0
.0119	Humana Inc.	.00000	45-3713941				Complex Clinical Management, Inc.	.FL.	NIA	SeniorBridge Family Companies (FL), Inc.	Ownership	100.000	Humana Inc.	.NO.	.0
.0119	Humana Inc.	.00000	42-1575099				Humana Healthcare Research, Inc.	.IL.	NIA	Humana Inc.	Ownership	100.000	Humana Inc.	.NO.	.0
.0119	Humana Inc.	.00000	36-4880828				Conviva Care Solutions, LLC	.DE.	NIA	Humana Inc.	Ownership	100.000	Humana Inc.	.NO.	.0
.0119	Humana Inc.	.15886	75-2043965				Humana Benefit Plan of Texas, Inc.	.TX.	IA	Humana Inc.	Ownership	100.000	Humana Inc.	.NO.	.0
.0119	Humana Inc.	.00000	36-3512545				Dental Care Plus Management, Corp.	.IL.	NIA	Humana Dental Company	Ownership	100.000	Humana Inc.	.NO.	.0
.0119	Humana Inc.	.95161	76-0039628				DentiCare, Inc.	.TX.	IA	Humana Dental Company	Ownership	100.000	Humana Inc.	.NO.	.0
.0119	Humana Inc.	.88595	31-0935772				Emphesys Insurance Company	.TX.	IA	Emphesys, Inc.	Ownership	100.000	Humana Inc.	.NO.	.0
.0119	Humana Inc.	.00000	61-1237697				Emphesys, Inc.	.DE.	NIA	Humana Inc.	Ownership	100.000	Humana Inc.	.NO.	.0
.0119	Humana Inc.	.00000	59-3164234				CenterWell Senior Primary Care (FL), Inc.	.FL.	NIA	FPG Acquisition Corp.	Ownership	100.000	Humana Inc.	.NO.	.0
.0119	Humana Inc.	.00000	81-3802918				FPG Acquisition Corp.	.DE.	NIA	FPG Acquisition Holdings Corp.	Ownership	100.000	Humana Inc.	.NO.	.0
.0119	Humana Inc.	.00000	81-3819187				FPG Acquisition Holdings Corp.	.DE.	NIA	FPG Holding Company, LLC	Ownership	100.000	Humana Inc.	.NO.	.0
.0119	Humana Inc.	.00000	32-0505460				FPG Holding Company, LLC	.DE.	NIA	Humana Inc.	Ownership	100.000	Humana Inc.	.NO.	.0
.0119	Humana Inc.	.00000	45-4685400				FPG Senior Services, LLC	.FL.	NIA	FPG Acquisition Corp.	Ownership	100.000	Humana Inc.	.NO.	.0
.0119	Humana Inc.	.00000	27-1649291				Harris, Rothenberg International Inc.	.NY.	NIA	Humana Inc.	Ownership	100.000	Humana Inc.	.NO.	.0
.0119	Humana Inc.	.00000	61-1223418				Health Value Management, Inc.	.DE.	NIA	Humana Inc.	Ownership	100.000	Humana Inc.	.NO.	.0
.0119	Humana Inc.	.00000	46-4912173				Humana EAP and Work-Life Services of California, Inc.	.CA.	IA	Harris, Rothenberg International Inc.	Ownership	100.000	Humana Inc.	.NO.	.0
.0119	Humana Inc.	.00000	26-3592783				HUM Provider Holdings, LLC	.DE.	NIA	Humana Inc.	Ownership	100.000	Humana Inc.	.NO.	.0
.0119	Humana Inc.	.00000	20-4835394				Humana Active Outlook, Inc.	.KY.	NIA	Humana Inc.	Ownership	100.000	Humana Inc.	.NO.	.0
.0119	Humana Inc.	.00000	75-2739333				Humana At Home (Dallas), Inc.	.TX.	NIA	ROHC, L.L.C.	Ownership	100.000	Humana Inc.	.NO.	.0
.0119	Humana Inc.	.00000	76-0537878				Humana At Home (Houston), Inc.	.TX.	NIA	ROHC, L.L.C.	Ownership	100.000	Humana Inc.	.NO.	.0
.0119	Humana Inc.	.00000	65-0274594				Humana At Home 1, Inc.	.FL.	NIA	Humana Dental Company	Ownership	100.000	Humana Inc.	.NO.	.0
.0119	Humana Inc.	.00000	13-4036798				Humana at Home, Inc.	.DE.	NIA	Humana Inc.	Ownership	100.000	Humana Inc.	.NO.	.0
.0119	Humana Inc.	.60052	37-1326199				Humana Benefit Plan of Illinois, Inc.	.IL.	IA	Humana Inc.	Ownership	100.000	Humana Inc.	.NO.	.0
.0119	Humana Inc.	.00000	59-1843760				Humana Dental Company	.FL.	NIA	CompBenefits Corporation	Ownership	100.000	Humana Inc.	.NO.	.0
.0119	Humana Inc.	.95519	58-2209549				Humana Employers Health Plan of Georgia, Inc.	.GA.	IA	Humana Insurance Company	Ownership	100.000	Humana Inc.	.NO.	.0
.0119	Humana Inc.	.00000	61-1241225				Humana Government Business, Inc.	.DE.	NIA	Humana Inc.	Ownership	100.000	Humana Inc.	.NO.	.0
.0119	Humana Inc.	.95642	72-1279235				Humana Health Benefit Plan of Louisiana, Inc.	.LA.	IA	Humana Insurance Company	Ownership	100.000	Humana Inc.	.NO.	.0
.0119	Humana Inc.	.13558	26-2800286				Humana Health Company of New York, Inc.	.NY.	IA	Humana Inc.	Ownership	100.000	Humana Inc.	.NO.	.0
.0119	Humana Inc.	.69671	61-1041514				Humana Health Insurance Company of Florida, Inc.	.FL.	IA	Humana Inc.	Ownership	100.000	Humana Inc.	.NO.	.0
.0119	Humana Inc.	.00000	26-3473328				Humana Health Plan of California, Inc.	.CA.	IA	Humana Inc.	Ownership	100.000	Humana Inc.	.NO.	.0
.0119	Humana Inc.	.95348	31-1154200				Humana Health Plan of Ohio, Inc.	.OH.	RE	Humana Inc.	Ownership	100.000	Humana Inc.	.NO.	.0
.0119	Humana Inc.	.95024	61-0994632				Humana Health Plan of Texas, Inc.	.TX.	IA	Humana Inc.	Ownership	100.000	Humana Inc.	.NO.	.0
.0119	Humana Inc.	.95885	61-1013183				Humana Health Plan, Inc.	.KY.	IA	Humana Inc.	Ownership	100.000	Humana Inc.	.NO.	.0
.0119	Humana Inc.	.95721	66-0406896				Humana Health Plans of Puerto Rico, Inc.	.PR.	IA	Humana Inc.	Ownership	100.000	Humana Inc.	.NO.	.0
.0119	Humana Inc.	.00000	61-0647538		0000049071	NYSE	Humana Inc.	.DE.	UDP	See Footnote 1	Other	0.000	See Footnote 1	.NO.	.2

STATEMENT AS OF JUNE 30, 2022 OF THE Humana Health Plan of Ohio Inc.

SCHEDULE Y
PART 1A - DETAIL OF INSURANCE HOLDING COMPANY SYSTEM

1	2	3	4	5	6	7	8	9	10	11	12	13	14	15	16
Group Code	Group Name	NAIC Company Code	ID Number	Federal RSSD	CIK	Name of Securities Exchange if Publicly Traded (U.S. or International)	Names of Parent, Subsidiaries Or Affiliates	Domi-ciliary Location	Relation-ship to Reporting Entity	Directly Controlled by (Name of Entity/Person)	Type of Control (Ownership, Board, Management, Attorney-in-Fact, Influence, Other)	If Control is Ownership Provide Perce-n-tage	Ultimate Controlling Entity(ies)/Person(s)	Is an SCA Filing Re-quired? (Yes/No)	*
.0119	Humana Inc.	.00000	61-1343791				Humana Innovation Enterprises, Inc.	.DE	NIA	Humana Inc.	Ownership	100.000	Humana Inc.	.NO	.0
.0119	Humana Inc.	.73288	39-1263473				Humana Insurance Company	.WI	IA	CareNetwork, Inc.	Ownership	100.000	Humana Inc.	.NO	.0
.0119	Humana Inc.	.60219	61-1311685				Humana Insurance Company of Kentucky	.KY	IA	Humana Insurance Company	Ownership	100.000	Humana Inc.	.NO	.0
.0119	Humana Inc.	.12634	20-2888723				Humana Insurance Company of New York	.NY	IA	Humana Inc.	Ownership	100.000	Humana Inc.	.NO	.0
.0119	Humana Inc.	.84603	66-0291866				Humana Insurance of Puerto Rico, Inc.	.PR	IA	Humana Inc.	Ownership	100.000	Humana Inc.	.NO	.0
.0119	Humana Inc.	.00000	20-3364857				Humana MarketPOINT of Puerto Rico, Inc.	.PR	NIA	Humana Inc.	Ownership	100.000	Humana Inc.	.NO	.0
.0119	Humana Inc.	.00000	61-1343508				Humana MarketPOINT, Inc.	.KY	NIA	Humana Inc.	Ownership	100.000	Humana Inc.	.NO	.0
.0119	Humana Inc.	.14224	27-3991410				Humana Medical Plan of Michigan, Inc.	.MI	IA	Humana Inc.	Ownership	100.000	Humana Inc.	.NO	.0
.0119	Humana Inc.	.14462	27-4660531				Humana Medical Plan of Pennsylvania, Inc	.PA	IA	Humana Inc.	Ownership	100.000	Humana Inc.	.NO	.0
.0119	Humana Inc.	.12908	20-8411422				Humana Medical Plan of Utah, Inc.	.UT	IA	Humana Inc.	Ownership	100.000	Humana Inc.	.NO	.0
.0119	Humana Inc.	.95270	61-1103898				Humana Medical Plan, Inc.	.FL	IA	Humana Inc.	Ownership	100.000	Humana Inc.	.NO	.0
.0119	Humana Inc.	.00000	45-2254346				Humana Pharmacy Solutions, Inc.	.KY	NIA	Humana Inc.	Ownership	100.000	Humana Inc.	.NO	.0
.0119	Humana Inc.	.00000	61-1316926				CenterWell Pharmacy, Inc.	.DE	NIA	Humana Inc.	Ownership	100.000	Humana Inc.	.NO	.0
.0119	Humana Inc.	.12282	20-2036444				Humana Regional Health Plan, Inc.	.AR	IA	Humana Inc.	Ownership	100.000	Humana Inc.	.NO	.0
.0119	Humana Inc.	.00000	26-4522426				Humana WellWorks LLC	.DE	NIA	Health Value Management, Inc.	Ownership	100.000	Humana Inc.	.NO	.0
.0119	Humana Inc.	.95342	39-1525003				Humana Wisconsin Health Organization Insurance Corporation	.WI	IA	CareNetwork, Inc.	Ownership	100.000	Humana Inc.	.NO	.0
.0119	Humana Inc.	.70580	39-0714280				HumanaDental Insurance Company	.WI	IA	HumanaDental, Inc.	Ownership	100.000	Humana Inc.	.NO	.0
.0119	Humana Inc.	.00000	61-1364005				HumanaDental, Inc.	.DE	NIA	Humana Inc.	Ownership	100.000	Humana Inc.	.NO	.0
.0119	Humana Inc.	.00000	27-4535747				Go365, LLC	.DE	NIA	HumanaWellworks LLC	Ownership	100.000	Humana Inc.	.NO	.0
.0119	Humana Inc.	.00000	61-1239538				Humco, Inc.	.KY	NIA	Humana Inc.	Ownership	100.000	Humana Inc.	.NO	.0
.0119	Humana Inc.	.00000	61-1383567				HUM-e-FL, Inc.	.FL	NIA	Humana Inc.	Ownership	100.000	Humana Inc.	.NO	.0
.0119	Humana Inc.	.00000	86-1050795				Hummingbird Coaching Systems LLC	.OH	NIA	Harris, Rothenberg International Inc.	Ownership	100.000	Humana Inc.	.NO	.0
.0119	Humana Inc.	.11695	39-1769093				Independent Care Health Plan	.WI	IA	CareNetwork, Inc.	Ownership	100.000	Humana Inc.	.NO	.0
.0119	Humana Inc.	.00000	61-1232669				Managed Care Indemnity, Inc.	.VT	IA	Humana Inc.	Ownership	100.000	Humana Inc.	.NO	.0
.0119	Humana Inc.	.00000	20-5569675				Conviva Group Holdings, LLC	.DE	NIA	Metropolitan Health Networks, Inc.	Ownership	100.000	Humana Inc.	.NO	.0
.0119	Humana Inc.	.00000	20-5904436				Conviva Medical Center Management, LLC	.DE	NIA	Conviva Group Holdings, LLC	Ownership	100.000	Humana Inc.	.NO	.0
.0119	Humana Inc.	.00000	81-2957926				Conviva Specialty, LLC	.FL	NIA	Conviva Group Holdings, LLC	Ownership	100.000	Humana Inc.	.NO	.0
.0119	Humana Inc.	.00000	65-0879131				METCARE of Florida, Inc.	.FL	NIA	Conviva Group Holdings, LLC	Ownership	100.000	Humana Inc.	.NO	.0
.0119	Humana Inc.	.00000	65-0635728				Metropolitan Health Networks, Inc.	.FL	NIA	Humana Inc.	Ownership	100.000	Humana Inc.	.NO	.0
.0119	Humana Inc.	.00000	65-0992582				Naples Health Care Specialists, LLC	.FL	NIA	SeniorBridge Family Companies (FL), Inc.	Ownership	100.000	Humana Inc.	.NO	.0
.0119	Humana Inc.	.00000	65-0688221				Nursing Solutions, LLC	.FL	NIA	SeniorBridge Family Companies (FL), Inc.	Ownership	100.000	Humana Inc.	.NO	.0
.0119	Humana Inc.	.00000	62-1552091				PHP Companies, Inc.	.TN	NIA	Humana Inc.	Ownership	100.000	Humana Inc.	.NO	.0
.0119	Humana Inc.	.00000	62-1250945				Preferred Health Partnership, Inc.	.TN	NIA	PHP Companies, Inc.	Ownership	100.000	Humana Inc.	.NO	.0
.0119	Humana Inc.	.00000	20-1724127				Humana Real Estate Company	.KY	NIA	Humana Inc.	Ownership	100.000	Humana Inc.	.NO	.0
.0119	Humana Inc.	.00000	46-1225873				Conviva Health MSO of Texas, Inc.	.DE	NIA	Conviva Group Holdings, LLC	Ownership	100.000	Humana Inc.	.NO	.0
.0119	Humana Inc.	.00000	75-2844854				ROHC, L.L.C.	.TX	NIA	Humana at Home, Inc.	Ownership	100.000	Humana Inc.	.NO	.0
.0119	Humana Inc.	.00000	65-1096853				SeniorBridge Family Companies (FL), Inc.	.FL	NIA	Humana at Home, Inc.	Ownership	100.000	Humana Inc.	.NO	.0
.0119	Humana Inc.	.00000	20-0301155				SeniorBridge Family Companies (IN), Inc.	.IN	NIA	Humana at Home, Inc.	Ownership	100.000	Humana Inc.	.NO	.0
.0119	Humana Inc.	.00000	36-4484443				SeniorBridge Family Companies (NY), Inc.	.NY	NIA	Humana at Home, Inc.	Ownership	100.000	Humana Inc.	.NO	.0
.0119	Humana Inc.	.00000	01-0766084				Humana At Home (San Antonio), Inc.	.TX	NIA	Humana at Home, Inc.	Ownership	100.000	Humana Inc.	.NO	.0
.0119	Humana Inc.	.00000	59-2518701				SeniorBridge-Florida, LLC	.FL	NIA	SeniorBridge Family Companies (FL), Inc.	Ownership	100.000	Humana Inc.	.NO	.0
.0119	Humana Inc.	.00000	74-2352809				Texas Dental Plans, Inc.	.TX	NIA	Humana Dental Company	Ownership	100.000	Humana Inc.	.NO	.0
.0119	Humana Inc.	.54739	52-1157181				The Dental Concern, Inc.	.KY	IA	HumanaDental, Inc.	Ownership	100.000	Humana Inc.	.NO	.0
.0119	Humana Inc.	.00000	75-2600512				Humana At Home (TLC), Inc.	.TX	NIA	ROHC, L.L.C.	Ownership	100.000	Humana Inc.	.NO	.0
.0119	Humana Inc.	.00000	80-0072760				Humana Digital Health and Analytics Platform Services, Inc.	.DE	NIA	Humana Inc.	Ownership	100.000	Humana Inc.	.NO	.0
.0119	Humana Inc.	.00000	46-5329373				Conviva Health Management, LLC	.DE	NIA	Conviva Group Holdings, LLC	Ownership	100.000	Humana Inc.	.NO	.0
.0119	Humana Inc.	.00000	66-0872725				Humana Management Services of Puerto Rico, Inc.	.PR	NIA	Humana Inc.	Ownership	100.000	Humana Inc.	.NO	.0
.0119	Humana Inc.	.00000	83-3321367				North Region Providers, LLC	.DE	NIA	Humana Government Business, Inc.	Ownership	100.000	Humana Inc.	.NO	.0
.0119	Humana Inc.	.00000	35-2640679				Primary Care Holdings II, LLC	.DE	NIA	Humana Inc.	Ownership	100.000	Humana Inc.	.NO	.0
.0119	Humana Inc.	.00000	37-1910409				Transcend Population Health Management II, LLC	.DE	NIA	Humana Inc.	Ownership	100.000	Humana Inc.	.NO	.0

STATEMENT AS OF JUNE 30, 2022 OF THE Humana Health Plan of Ohio Inc.

SCHEDULE Y
PART 1A - DETAIL OF INSURANCE HOLDING COMPANY SYSTEM

1	2	3	4	5	6	7	8	9	10	11	12	13	14	15	16
Group Code	Group Name	NAIC Company Code	ID Number	Federal RSSD	CIK	Name of Securities Exchange if Publicly Traded (U.S. or International)	Names of Parent, Subsidiaries Or Affiliates	Domi-ciliary Location	Relation-ship to Reporting Entity	Directly Controlled by (Name of Entity/Person)	Type of Control (Ownership, Board, Management, Attorney-in-Fact, Influence, Other)	If Control is Ownership Provide Percen-tage	Ultimate Controlling Entity(ies)/Person(s)	Is an SCA Filing Re-quired? (Yes/No)	*
.0119	Humana Inc.	.00000	84-2214810				Edge Health MSO, Inc.	DE	NIA	Humana Inc.	Ownership	100.000	Humana Inc.	.NO.	.0
.0119	Humana Inc.	.00000	84-3226630				Humana Benefit Plan of South Carolina, Inc.	SC	IA	Humana Inc.	Ownership	100.000	Humana Inc.	.NO.	.0
.0119	Humana Inc.	.00000	11-3391115				Alexander Infusion, LLC	NY	NIA	Eagle NY Rx, LLC	Ownership	100.000	Humana Inc.	.NO.	.0
.0119	Humana Inc.	.00000	36-4898224				Eagle NY Rx, LLC	DE	NIA	Eagle Rx, Inc.	Ownership	100.000	Humana Inc.	.NO.	.0
.0119	Humana Inc.	.00000	47-1407967				Eagle Rx Holdco, Inc.	DE	NIA	Humana Inc.	Ownership	100.000	Humana Inc.	.NO.	.0
.0119	Humana Inc.	.00000	47-1416614				Eagle Rx, Inc.	DE	NIA	Eagle Rx Holdco, Inc.	Ownership	100.000	Humana Inc.	.NO.	.0
.0119	Humana Inc.	.00000	23-3068914				Enclara Pharmacia, Inc.	DE	NIA	Eagle Rx, Inc.	Ownership	100.000	Humana Inc.	.NO.	.0
.0119	Humana Inc.	.00000	39-1789830				GuidantRx, Inc.	WI	NIA	PBM Holding Company	Ownership	100.000	Humana Inc.	.NO.	.0
.0119	Humana Inc.	.00000	61-1340806				PBM Holding Company	DE	NIA	Eagle Rx, Inc.	Ownership	100.000	Humana Inc.	.NO.	.0
.0119	Humana Inc.	.00000	20-2373204				PBM Plus Mail Service Pharmacy, LLC	DE	NIA	PBM Holding Company	Ownership	100.000	Humana Inc.	.NO.	.0
.0119	Humana Inc.	.00000	85-3191430				Conviva Care Solutions II, LLC	DE	NIA	Conviva Care Solutions, LLC	Ownership	100.000	Humana Inc.	.NO.	.0
.0119	Humana Inc.	.00000	85-3099097				Humana Direct Contracting Entity, Inc.	DE	NIA	Humana Inc.	Ownership	100.000	Humana Inc.	.NO.	.0
.0119	Humana Inc.	.00000	85-0858631				CenterWell Care Solutions, LLC	DE	NIA	Humana Inc.	Ownership	100.000	Humana Inc.	.NO.	.0
.0119	Humana Inc.	.00000	87-1493628				Echo Primary Care Holdings, LLC	DE	NIA	Primary Care Holdings II, LLC	Ownership	100.000	Humana Inc.	.NO.	.0
.0119	Humana Inc.	.00000	45-2594868				Accredited Home Health of Broward, Inc.	FL	NIA	One Home Health Holdings, LLC	Ownership	100.000	Humana Inc.	.NO.	.0
.0119	Humana Inc.	.00000	26-0751512				Amazing Home Health Care, Inc.	FL	NIA	Amazing Home Health Holdings, LLC	Ownership	100.000	Humana Inc.	.NO.	.0
.0119	Humana Inc.	.00000	85-3668783				Amazing Home Health Holdings, LLC	DE	NIA	One Home Health Holdings, LLC	Ownership	100.000	Humana Inc.	.NO.	.0
.0119	Humana Inc.	.00000	47-4681334				Care Hope Holdings, Inc.	FL	NIA	One Home Health Holdings, LLC	Ownership	100.000	Humana Inc.	.NO.	.0
.0119	Humana Inc.	.00000	80-0732207				Care Hope Home Health Agency, Inc.	FL	NIA	Care Hope Holdings, Inc.	Ownership	100.000	Humana Inc.	.NO.	.0
.0119	Humana Inc.	.00000	74-2769755				Corpus Christi Home Care, Inc.	TX	NIA	One Home Health Holdings CCTX, LLC	Ownership	100.000	Humana Inc.	.NO.	.0
.0119	Humana Inc.	.00000	20-3443369				On the Way Home Care, Inc.	FL	NIA	One Home Health Holdings, LLC	Ownership	100.000	Humana Inc.	.NO.	.0
.0119	Humana Inc.	.00000	81-3485437				One Home Health Holdings, LLC	FL	NIA	One Homecare Solutions, LLC	Ownership	100.000	Humana Inc.	.NO.	.0
.0119	Humana Inc.	.00000	82-2018741				One Home Health Holdings CCTX, LLC	TX	NIA	One Home Health Holdings, LLC	Ownership	100.000	Humana Inc.	.NO.	.0
.0119	Humana Inc.	.00000	46-2894851				One Home Medical Equipment, LLC	FL	NIA	One Homecare Solutions, LLC	Ownership	100.000	Humana Inc.	.NO.	.0
.0119	Humana Inc.	.00000	82-3472028				One Home Medical Equipment TX, LLC	TX	NIA	One Homecare Solutions, LLC	Ownership	100.000	Humana Inc.	.NO.	.0
.0119	Humana Inc.	.00000	46-3116955				One Nursing Care, LLC	FL	NIA	One Homecare Solutions, LLC	Ownership	100.000	Humana Inc.	.NO.	.0
.0119	Humana Inc.	.00000	46-3313080				One Homecare Solutions, LLC	FL	NIA	Humana Innovation Enterprises, Inc. - 99%	Ownership	100.000	Humana Inc.	.NO.	.0
.0119	Humana Inc.	.00000	46-4176818				One Homecare Systems, LLC	FL	NIA	Humana Inc. - 1%	Ownership	100.000	Humana Inc.	.NO.	.0
.0119	Humana Inc.	.00000	46-2882412				One Infusion Pharmacy, LLC	FL	NIA	One Homecare Solutions, LLC	Ownership	100.000	Humana Inc.	.NO.	.0
.0119	Humana Inc.	.00000	20-4271850				One TPA Systems, Inc.	FL	NIA	One Homecare Solutions, LLC	Ownership	100.000	Humana Inc.	.NO.	.0
.0119	Humana Inc.	.00000	83-2136817				Pharaoh JV, LLC	DE	NIA	Primary Care Holdings II, LLC	Ownership	100.000	Humana Inc.	.NO.	.0
.0119	Humana Inc.	.00000	20-8716006				ABC Hospice, LLC	TX	NIA	Curo Health Services, LLC	Ownership	100.000	Humana Inc.	.NO.	.0
.0119	Humana Inc.	.00000	72-2695805				Aberdeen Holdings, Inc.	TX	NIA	Integracare Holdings, Inc.	Ownership	100.000	Humana Inc.	.NO.	.0
.0119	Humana Inc.	.00000	77-0601595				Able Home Healthcare, Inc.	TX	NIA	Integracare Intermediate Holdings, Inc.	Ownership	100.000	Humana Inc.	.NO.	.0
.0119	Humana Inc.	.00000	06-1451363				Access Home Health of Florida, LLC	DE	NIA	Capital Health Management Group, LLC	Ownership	100.000	Humana Inc.	.NO.	.0
.0119	Humana Inc.	.00000	65-0180784				Advanced Oncology Services, Inc.	FL	NIA	Homecare Holdings, Inc.	Ownership	100.000	Humana Inc.	.NO.	.0
.0119	Humana Inc.	.00000	36-4473376				Alpine Home Health Care, LLC	CO	NIA	Voyager Home Health, Inc.	Ownership	100.000	Humana Inc.	.NO.	.0
.0119	Humana Inc.	.00000	11-3306095				American Homecare Management Corp.	DE	NIA	Missouri Home Care of Rolla, Inc.	Ownership	100.000	Humana Inc.	.NO.	.0
.0119	Humana Inc.	.00000	75-2486047				American Hospice, Inc.	TX	NIA	Curo Health Services, LLC	Ownership	100.000	Humana Inc.	.NO.	.0
.0119	Humana Inc.	.00000	20-2170043				Angel Heart Hospice, LLC	TX	NIA	New Century Hospice, Inc.	Ownership	100.000	Humana Inc.	.NO.	.0
.0119	Humana Inc.	.00000	94-3247811				Asian American Home Care, Inc.	CA	NIA	Harden Home Health, LLC	Ownership	100.000	Humana Inc.	.NO.	.0
.0119	Humana Inc.	.00000	20-8803486				At Home Healthcare And Hospice, LLC	GA	NIA	New Century Hospice, Inc.	Ownership	100.000	Humana Inc.	.NO.	.0
.0119	Humana Inc.	.00000	27-1063483				At Home Hospice of Alpharetta, LLC	GA	NIA	New Century Hospice, Inc.	Ownership	100.000	Humana Inc.	.NO.	.0
.0119	Humana Inc.	.00000	81-4302441				Avalon Hospice Iowa, LLC	DE	NIA	Curo Health Services, LLC	Ownership	100.000	Humana Inc.	.NO.	.0
.0119	Humana Inc.	.00000	81-4016398				Avalon Hospice Minnesota, LLC	DE	NIA	Curo Health Services, LLC	Ownership	100.000	Humana Inc.	.NO.	.0
.0119	Humana Inc.	.00000	81-5480661				Avalon Hospice Missouri, LLC	DE	NIA	Curo Health Services, LLC	Ownership	100.000	Humana Inc.	.NO.	.0
.0119	Humana Inc.	.00000	81-3653862				Avalon Hospice Nebraska, LLC	DE	NIA	Curo Health Services, LLC	Ownership	100.000	Humana Inc.	.NO.	.0
.0119	Humana Inc.	.00000	82-0630557				Avalon Hospice Ohio, LLC	DE	NIA	Southerncare, Inc.	Ownership	100.000	Humana Inc.	.NO.	.0
.0119	Humana Inc.	.00000	82-0620455				Avalon Hospice Pennsylvania, LLC	DE	NIA	Southerncare, Inc.	Ownership	100.000	Humana Inc.	.NO.	.0
.0119	Humana Inc.	.00000	20-2999369				Bethany Hospice, LLC	DE	NIA	Curo Health Services, LLC	Ownership	100.000	Humana Inc.	.NO.	.0
.0119	Humana Inc.	.00000	75-1901342				BWB Sunbelt Home Health Services, LLC	TX	NIA	Integracare Intermediate Holdings, Inc.	Ownership	100.000	Humana Inc.	.NO.	.0
.0119	Humana Inc.	.00000	30-0711730				California Hospice, LLC	TX	NIA	Harden Hospice, LLC	Ownership	100.000	Humana Inc.	.NO.	.0

STATEMENT AS OF JUNE 30, 2022 OF THE Humana Health Plan of Ohio Inc.

SCHEDULE Y
PART 1A - DETAIL OF INSURANCE HOLDING COMPANY SYSTEM

1	2	3	4	5	6	7	8	9	10	11	12	13	14	15	16
Group Code	Group Name	NAIC Company Code	ID Number	Federal RSSD	CIK	Name of Securities Exchange if Publicly Traded (U.S. or International)	Names of Parent, Subsidiaries Or Affiliates	Domi-ciliary Location	Relation-ship to Reporting Entity	Directly Controlled by (Name of Entity/Person)	Type of Control (Ownership, Board, Management, Attorney-in-Fact, Influence, Other)	If Control is Ownership Provide Percen-tage	Ultimate Controlling Entity(ies)/Person(s)	Is an SCA Filing Re-quired? (Yes/No)	*
.0119	Humana Inc.	.00000	56-2102603				Capital Care Resources of South Carolina, LLC	.GA	NIA	Capital Health Management Group, LLC	Ownership	100.000	Humana Inc.	.NO	.0
.0119	Humana Inc.	.00000	58-2411159				Capital Care Resources, LLC	.GA	NIA	Capital Health Management Group, LLC	Ownership	100.000	Humana Inc.	.NO	.0
.0119	Humana Inc.	.00000	58-2313705				Capital Health Management Group, LLC	.GA	NIA	CHMG Acquisition LLC	Ownership	100.000	Humana Inc.	.NO	.0
.0119	Humana Inc.	.00000	56-1872602				Carrollton Home Care, LLC	.DE	NIA	Curo Community Hospice, LLC	Ownership	100.000	Humana Inc.	.NO	.0
.0119	Humana Inc.	.00000	83-3399294				Cedar Valley Hospice, LLC	.DE	NIA	Curo Health Services, LLC	Ownership	100.000	Humana Inc.	.NO	.0
.0119	Humana Inc.	.00000	86-0714789				Central Arizona Home Health Care, Inc.	.AZ	NIA	Curo Health Services, LLC	Ownership	100.000	Humana Inc.	.NO	.0
.0119	Humana Inc.	.00000	47-3061031				CH Services Group Holdings, Inc.	.DE	NIA	Charlotte Buyer, Inc.	Ownership	100.000	Humana Inc.	.NO	.0
.0119	Humana Inc.	.00000	47-3083265				CH Services Holdings, Inc.	.DE	NIA	CH Services Midco Holdings, Inc.	Ownership	100.000	Humana Inc.	.NO	.0
.0119	Humana Inc.	.00000	47-3083393				CH Services Midco Holdings, Inc.	.DE	NIA	CH Services Group Holdings, Inc.	Ownership	100.000	Humana Inc.	.NO	.0
.0119	Humana Inc.	.00000	82-5266576				Charlotte Buyer, Inc.	.DE	NIA	KAH Hospice Company, Inc.	Ownership	100.000	Humana Inc.	.NO	.0
.0119	Humana Inc.	.00000	03-0387821				Chattahoochee Valley Home Care Services, LLC	.GA	NIA	Healthfield, LLC	Ownership	100.000	Humana Inc.	.NO	.0
.0119	Humana Inc.	.00000	34-1994007				Chattahoochee Valley Home Health, LLC	.GA	NIA	Chattahoochee Valley Home Care Services, LLC	Ownership	100.000	Humana Inc.	.NO	.0
.0119	Humana Inc.	.00000	04-3813487				CHMG Acquisition LLC	.GA	NIA	Healthfield, LLC	Ownership	100.000	Humana Inc.	.NO	.0
.0119	Humana Inc.	.00000	54-2089073				CHMG of Atlanta, LLC	.GA	NIA	Capital Health Management Group, LLC	Ownership	100.000	Humana Inc.	.NO	.0
.0119	Humana Inc.	.00000	54-2089075				CHMG of Griffin, LLC	.GA	NIA	Capital Health Management Group, LLC	Ownership	100.000	Humana Inc.	.NO	.0
.0119	Humana Inc.	.00000	46-0494731				Community Home Care & Hospice, LLC	.DE	NIA	Curo Community Hospice, LLC	Ownership	100.000	Humana Inc.	.NO	.0
.0119	Humana Inc.	.00000	36-4530146				Community Home Care of Robeson County, LLC	.DE	NIA	Curo Community Hospice, LLC	Ownership	100.000	Humana Inc.	.NO	.0
.0119	Humana Inc.	.00000	84-1642693				Community Home Care of Vance County, LLC	.DE	NIA	Curo Community Hospice, LLC	Ownership	100.000	Humana Inc.	.NO	.0
.0119	Humana Inc.	.00000	20-0724725				Community Hospice of The Carolinas, LLC	.DE	NIA	Curo Community Hospice, LLC	Ownership	100.000	Humana Inc.	.NO	.0
.0119	Humana Inc.	.00000	74-3059415				Community Hospice, LLC	.DE	NIA	Curo Community Hospice, LLC	Ownership	100.000	Humana Inc.	.NO	.0
.0119	Humana Inc.	.00000	27-0001235				Compass Hospice, Inc.	.TX	NIA	Curo Health Services, LLC	Ownership	100.000	Humana Inc.	.NO	.0
.0119	Humana Inc.	.00000	26-1819030				Cosmos Hospice of Corpus Christi, LLC	.TX	NIA	New Century Hospice, Inc.	Ownership	100.000	Humana Inc.	.NO	.0
.0119	Humana Inc.	.00000	26-2056906				Cosmos Hospice of San Antonio, LLC	.TX	NIA	New Century Hospice, Inc.	Ownership	100.000	Humana Inc.	.NO	.0
.0119	Humana Inc.	.00000	81-3299447				CTW Development, LLC	.DE	NIA	Curo Health Services, LLC	Ownership	100.000	Humana Inc.	.NO	.0
.0119	Humana Inc.	.00000	45-5363989				Curo Arizona Hospice, LLC	.DE	NIA	Curo Health Services, LLC	Ownership	100.000	Humana Inc.	.NO	.0
.0119	Humana Inc.	.00000	45-5354338				Curo Community Hospice, LLC	.DE	NIA	Curo Health Services, LLC	Ownership	100.000	Humana Inc.	.NO	.0
.0119	Humana Inc.	.00000	27-3569032				Curo Health Services Holdings, Inc.	.DE	NIA	CH Services Holdings, Inc.	Ownership	100.000	Humana Inc.	.NO	.0
.0119	Humana Inc.	.00000	32-0307955				Curo Health Services, LLC	.DE	NIA	Curo Health Services Holdings, Inc.	Ownership	100.000	Humana Inc.	.NO	.0
.0119	Humana Inc.	.00000	46-5394442				Curo Hospice SC, LLC	.DE	NIA	Curo Health Services, LLC	Ownership	100.000	Humana Inc.	.NO	.0
.0119	Humana Inc.	.00000	35-2451630				Curo Houston Hospice, LLC	.DE	NIA	Curo Texas Hospice, LLC	Ownership	100.000	Humana Inc.	.NO	.0
.0119	Humana Inc.	.00000	46-3096415				Curo Texas Holdings, LLC	.DE	NIA	Curo Health Services, LLC	Ownership	100.000	Humana Inc.	.NO	.0
.0119	Humana Inc.	.00000	27-3515749				Curo Texas Hospice, LLC	.DE	NIA	Curo Texas Holdings, LLC	Ownership	100.000	Humana Inc.	.NO	.0
.0119	Humana Inc.	.00000	27-3500910				Curo Utah Home Care, Inc.	.DE	NIA	Curo Health Services, LLC	Ownership	100.000	Humana Inc.	.NO	.0
.0119	Humana Inc.	.00000	27-3500790				Curo Utah Hospice, Inc.	.DE	NIA	Curo Health Services, LLC	Ownership	100.000	Humana Inc.	.NO	.0
.0119	Humana Inc.	.00000	56-1590744				Eastern Carolina Home Health Agency, LLC	.NC	NIA	Capital Health Management Group, LLC	Ownership	100.000	Humana Inc.	.NO	.0
.0119	Humana Inc.	.00000	75-2588221				Family Hospice, Ltd.	.TX	NIA	FHI LP, LLC	Ownership	100.000	Humana Inc.	.NO	.0
.0119	Humana Inc.	.00000	75-2588220				FHI GP, Inc.	.TX	NIA	FHI Health Systems, Inc.	Ownership	100.000	Humana Inc.	.NO	.0
.0119	Humana Inc.	.00000	75-2588219				FHI Health Systems, Inc.	.DE	NIA	Vistacare, LLC	Ownership	100.000	Humana Inc.	.NO	.0
.0119	Humana Inc.	.00000	88-0335145				FHI LP, Inc.	.NV	NIA	FHI Health Systems, Inc.	Ownership	100.000	Humana Inc.	.NO	.0
.0119	Humana Inc.	.00000	75-2588222				FHI Management, Ltd.	.TX	NIA	FHI LP, LLC	Ownership	100.000	Humana Inc.	.NO	.0
.0119	Humana Inc.	.00000	55-0750157				First Home Health, Inc.	.WV	NIA	Harden Home Health, LLC	Ownership	100.000	Humana Inc.	.NO	.0
.0119	Humana Inc.	.00000	75-2784006				Focus Care Health Resources, Inc.	.TX	NIA	Aberdeen Holdings, Inc.	Ownership	100.000	Humana Inc.	.NO	.0
.0119	Humana Inc.	.00000	72-1584635				Freedom Hospice, LLC	.OK	NIA	New Century Hospice, Inc.	Ownership	100.000	Humana Inc.	.NO	.0
.0119	Humana Inc.	.00000	75-2855493				GBA Holding, Inc.	.TX	NIA	Aberdeen Holdings, Inc.	Ownership	100.000	Humana Inc.	.NO	.0
.0119	Humana Inc.	.00000	26-2944774				GBA West, LLC	.TX	NIA	Integracare Intermediate Holdings, Inc.	Ownership	100.000	Humana Inc.	.NO	.0
.0119	Humana Inc.	.00000	42-1581419				Generations Hospice Service Corporation	.LA	NIA	New Century Hospice, Inc.	Ownership	100.000	Humana Inc.	.NO	.0
.0119	Humana Inc.	.00000	11-2645333				Gentiva Certified Healthcare Corp.	.DE	NIA	Gentiva Health Services Holding Corp.	Ownership	100.000	Humana Inc.	.NO	.0
.0119	Humana Inc.	.00000	11-3454105				Gentiva Health Services (Certified), Inc.	.DE	NIA	Gentiva Health Services Holding Corp.	Ownership	100.000	Humana Inc.	.NO	.0
.0119	Humana Inc.	.00000	11-3414024				Gentiva Health Services (USA) LLC	.DE	NIA	Gentiva Health Services Holding Corp.	Ownership	100.000	Humana Inc.	.NO	.0

SCHEDULE Y
PART 1A - DETAIL OF INSURANCE HOLDING COMPANY SYSTEM

1	2	3	4	5	6	7	8	9	10	11	12	13	14	15	16
Group Code	Group Name	NAIC Company Code	ID Number	Federal RSSD	CIK	Name of Securities Exchange if Publicly Traded (U.S. or International)	Names of Parent, Subsidiaries Or Affiliates	Domi-ciliary Location	Relation-ship to Reporting Entity	Directly Controlled by (Name of Entity/Person)	Type of Control (Ownership, Board, Management, Attorney-in-Fact, Influence, Other)	If Control is Ownership Provide Perce-n-tage	Ultimate Controlling Entity(ies)/Person(s)	Is an SCA Filing Re-quired? (Yes/No)	*
.0119	Humana Inc.	.00000	11-3454104				Gentiva Health Services Holding Corp.	DE	NIA	Gentiva Health Services, Inc.	Ownership	100.000	Humana Inc.	.NO.	.0
.0119	Humana Inc.	.00000	36-4335801				Gentiva Health Services, Inc.	DE	NIA	Kentucky Homecare Holdings, Inc.	Ownership	100.000	Humana Inc.	.NO.	.0
.0119	Humana Inc.	.00000	11-2802024				Gentiva Services of New York, Inc.	NY	NIA	Gentiva Health Services Holding Corp.	Ownership	100.000	Humana Inc.	.NO.	.0
.0119	Humana Inc.	.00000	27-4251135				Georgia Hospice, LLC	TX	NIA	Harden Hospice, LLC	Ownership	100.000	Humana Inc.	.NO.	.0
.0119	Humana Inc.	.00000	64-0730826				Gilbert's Home Health Agency, Inc.	MS	NIA	Home Health Care Affiliates, Inc.	Ownership	100.000	Humana Inc.	.NO.	.0
.0119	Humana Inc.	.00000	20-0566932				Gilbert's Hospice Care, LLC	MS	NIA	Curo Health Services, LLC	Ownership	100.000	Humana Inc.	.NO.	.0
							Girling Health Care Services of Knoxville, Inc.								
.0119	Humana Inc.	.00000	62-1406895				Girling Health Care, Inc.	TN	NIA	Curo Health Services, LLC	Ownership	100.000	Humana Inc.	.NO.	.0
.0119	Humana Inc.	.00000	74-2115034				Harden Clinical Services, LLC	TX	NIA	Curo Health Services, LLC	Ownership	100.000	Humana Inc.	.NO.	.0
.0119	Humana Inc.	.00000	27-1519643				Harden HC Texas Holdco, LLC	TX	NIA	Harden HC Texas Holdco, LLC	Ownership	100.000	Humana Inc.	.NO.	.0
.0119	Humana Inc.	.00000	26-1487182				Harden Healthcare Holdings, LLC	TX	NIA	Harden Healthcare, LLC	Ownership	100.000	Humana Inc.	.NO.	.0
.0119	Humana Inc.	.00000	37-1743802				Harden Healthcare Holdings, LLC	DE	NIA	Gentiva Health Services Holding Corp.	Ownership	100.000	Humana Inc.	.NO.	.0
.0119	Humana Inc.	.00000	74-3024009				Harden Healthcare, LLC	TX	NIA	Harden Healthcare Holdings, LLC	Ownership	100.000	Humana Inc.	.NO.	.0
.0119	Humana Inc.	.00000	65-1299601				Harden Home Health, LLC	DE	NIA	Harden Healthcare, LLC	Ownership	100.000	Humana Inc.	.NO.	.0
.0119	Humana Inc.	.00000	43-2083818				Harden Hospice, LLC	TX	NIA	Harden HC Texas Holdco, LLC	Ownership	100.000	Humana Inc.	.NO.	.0
.0119	Humana Inc.	.00000	42-1285486				Hawkeye Health Services, Inc.	IA	NIA	Harden Home Health, LLC	Ownership	100.000	Humana Inc.	.NO.	.0
.0119	Humana Inc.	.00000	58-1947694				Healthfield Home Health, LLC	GA	NIA	Healthfield, LLC	Ownership	100.000	Humana Inc.	.NO.	.0
.0119	Humana Inc.	.00000	58-2284736				Healthfield Hospice Services, LLC	GA	NIA	Curo Health Services, LLC	Ownership	100.000	Humana Inc.	.NO.	.0
.0119	Humana Inc.	.00000	27-0131980				Healthfield of Southwest Georgia, LLC	GA	NIA	Healthfield, LLC	Ownership	100.000	Humana Inc.	.NO.	.0
.0119	Humana Inc.	.00000	68-0593590				Healthfield of Statesboro, LLC	GA	NIA	Healthfield, LLC	Ownership	100.000	Humana Inc.	.NO.	.0
.0119	Humana Inc.	.00000	01-0831798				Healthfield of Tennessee, LLC	GA	NIA	Healthfield, LLC	Ownership	100.000	Humana Inc.	.NO.	.0
.0119	Humana Inc.	.00000	36-4425473				Healthfield Operating Group, LLC	DE	NIA	Gentiva Health Services Holding Corp.	Ownership	100.000	Humana Inc.	.NO.	.0
.0119	Humana Inc.	.00000	58-1819650				Healthfield, LLC	DE	NIA	Healthfield Operating Group, LLC	Ownership	100.000	Humana Inc.	.NO.	.0
.0119	Humana Inc.	.00000	13-4355656				Heritage Health And Hospice Care, LLC	DE	NIA	Curo Houston Hospice, LLC	Ownership	100.000	Humana Inc.	.NO.	.0
.0119	Humana Inc.	.00000	90-0527683				HHS Healthcare Corp.	DE	NIA	Professional Healthcare, LLC	Ownership	100.000	Humana Inc.	.NO.	.0
							Home Health Care Affiliates of Central Mississippi, L.L.C.								
.0119	Humana Inc.	.00000	62-1807084				Home Health Care Affiliates of Mississippi, Inc.	MS	NIA	Gentiva Certified Healthcare Corp.	Ownership	100.000	Humana Inc.	.NO.	.0
.0119	Humana Inc.	.00000	62-1775256				Home Health Care Affiliates, Inc.	MS	NIA	Gentiva Certified Healthcare Corp.	Ownership	100.000	Humana Inc.	.NO.	.0
.0119	Humana Inc.	.00000	74-2737989				Home Health Care of Carteret County, LLC	NC	NIA	Gentiva Certified Healthcare Corp.	Ownership	100.000	Humana Inc.	.NO.	.0
.0119	Humana Inc.	.00000	56-1556547				Home Health of Rural Texas, Inc.	TX	NIA	Capital Health Management Group, LLC	Ownership	100.000	Humana Inc.	.NO.	.0
.0119	Humana Inc.	.00000	87-0494759				Home Health Services, Inc.	TX	NIA	Integracare Intermediate Holdings, Inc.	Ownership	100.000	Humana Inc.	.NO.	.0
.0119	Humana Inc.	.00000	65-0837269				Homecare Holdings, Inc.	UT	NIA	HHS Healthcare Corp.	Ownership	100.000	Humana Inc.	.NO.	.0
.0119	Humana Inc.	.00000	76-0456316				Horizon Health Care Services, Inc.	FL	NIA	Senior Home Care, Inc.	Ownership	100.000	Humana Inc.	.NO.	.0
.0119	Humana Inc.	.00000	33-1017853				Horizon Health Network LLC	TX	NIA	Harden Home Health, LLC	Ownership	100.000	Humana Inc.	.NO.	.0
.0119	Humana Inc.	.00000	48-1210207				Hospice Care of Kansas, L.L.C.	AL	NIA	Wiregrass Hospice Care, LLC	Ownership	100.000	Humana Inc.	.NO.	.0
.0119	Humana Inc.	.00000	47-5666180				Hospice Development Company 2, LLC	KS	NIA	Curo Health Services, LLC	Ownership	100.000	Humana Inc.	.NO.	.0
.0119	Humana Inc.	.00000	81-2401094				Hospice Development Company 3, LLC	DE	NIA	Curo Health Services, LLC	Ownership	100.000	Humana Inc.	.NO.	.0
.0119	Humana Inc.	.00000	86-0710921				Hospice Family Care, Inc.	DE	NIA	Curo Health Services, LLC	Ownership	100.000	Humana Inc.	.NO.	.0
.0119	Humana Inc.	.00000	83-4460659				Hospice of Colorado, LLC	DE	NIA	Curo Arizona Hospice, LLC	Ownership	100.000	Humana Inc.	.NO.	.0
.0119	Humana Inc.	.00000	83-2676049				Hospice of Connecticut, LLC	DE	NIA	Curo Health Services, LLC	Ownership	100.000	Humana Inc.	.NO.	.0
.0119	Humana Inc.	.00000	83-2701531				Hospice of Maine, LLC	DE	NIA	Curo Health Services, LLC	Ownership	100.000	Humana Inc.	.NO.	.0
.0119	Humana Inc.	.00000	83-3727632				Hospice of Mesilla Valley, LLC	DE	NIA	Curo Health Services, LLC	Ownership	100.000	Humana Inc.	.NO.	.0
.0119	Humana Inc.	.00000	83-4446356				Hospice of Minnesota, LLC	DE	NIA	Curo Health Services, LLC	Ownership	100.000	Humana Inc.	.NO.	.0
.0119	Humana Inc.	.00000	47-5585682				Hospice of Texas, LLC	DE	NIA	Curo Health Services, LLC	Ownership	100.000	Humana Inc.	.NO.	.0
.0119	Humana Inc.	.00000	62-1805874				Hospice of the Emerald Coast, Inc.	DE	NIA	Curo Health Services, LLC	Ownership	100.000	Humana Inc.	.NO.	.0
.0119	Humana Inc.	.00000	20-8781607				Integracare Holdings, Inc.	FL	NIA	Wiregrass Hospice LLC	Ownership	100.000	Humana Inc.	.NO.	.0
.0119	Humana Inc.	.00000	75-2865632				Integracare Home Health Services, Inc.	DE	NIA	PF Development 9, L.L.C.	Ownership	100.000	Humana Inc.	.NO.	.0
.0119	Humana Inc.	.00000	61-1655487				Integracare Hospice of Abilene, LLC	TX	NIA	Aberdeen Holdings, Inc.	Ownership	100.000	Humana Inc.	.NO.	.0
.0119	Humana Inc.	.00000	20-8781715				Integracare Intermediate Holdings, Inc.	TX	NIA	Curo Health Services, LLC	Ownership	100.000	Humana Inc.	.NO.	.0
.0119	Humana Inc.	.00000	26-4630561				Integracare of Abilene, LLC	DE	NIA	Integracare Holdings, Inc.	Ownership	100.000	Humana Inc.	.NO.	.0
.0119	Humana Inc.	.00000	26-2915050				Integracare of Albany, LLC	TX	NIA	Curo Health Services, LLC	Ownership	100.000	Humana Inc.	.NO.	.0
.0119	Humana Inc.	.00000	27-2139332				Integracare of Athens-Home Health, LLC	TX	NIA	Integracare Intermediate Holdings, Inc.	Ownership	100.000	Humana Inc.	.NO.	.0

SCHEDULE Y
PART 1A - DETAIL OF INSURANCE HOLDING COMPANY SYSTEM

1	2	3	4	5	6	7	8	9	10	11	12	13	14	15	16
Group Code	Group Name	NAIC Company Code	ID Number	Federal RSSD	CIK	Name of Securities Exchange if Publicly Traded (U.S. or International)	Names of Parent, Subsidiaries Or Affiliates	Domi-ciliary Location	Relation-ship to Reporting Entity	Directly Controlled by (Name of Entity/Person)	Type of Control (Ownership, Board, Management, Attorney-in-Fact, Influence, Other)	If Control is Ownership Provide Percen-tage	Ultimate Controlling Entity(ies)/Person(s)	Is an SCA Filing Re-quired? (Yes/No)	*
.0119	Humana Inc.	.00000	27-2139269				Integracare of Athens-Hospice, LLC	TX	NIA	Curo Health Services, LLC	Ownership	100.000	Humana Inc.	.NO.	.0
.0119	Humana Inc.	.00000	81-0638801				Integracare of Olney Home Health, LLC	TX	NIA	Integracare Intermediate Holdings, Inc.	Ownership	100.000	Humana Inc.	.NO.	.0
.0119	Humana Inc.	.00000	20-8768235				Integracare of Texas, LLC	TX	NIA	Aberdeen Holdings, Inc.	Ownership	100.000	Humana Inc.	.NO.	.0
.0119	Humana Inc.	.00000	27-0686207				Integracare of West Texas-Home Health, LLC	TX	NIA	Integracare Intermediate Holdings, Inc.	Ownership	100.000	Humana Inc.	.NO.	.0
.0119	Humana Inc.	.00000	27-0686137				Integracare of West Texas-Hospice, LLC	TX	NIA	Curo Health Services, LLC	Ownership	100.000	Humana Inc.	.NO.	.0
.0119	Humana Inc.	.00000	27-0686266				Integracare of Wichita Falls, LLC	TX	NIA	Integracare Intermediate Holdings, Inc.	Ownership	100.000	Humana Inc.	.NO.	.0
.0119	Humana Inc.	.00000	42-1619898				International Tutoring Services, LLC	DE	NIA	Curo Texas Hospice, LLC	Ownership	100.000	Humana Inc.	.NO.	.0
.0119	Humana Inc.	.00000	20-2589495				Iowa Hospice, L.L.C.	IA	NIA	Curo Health Services, LLC	Ownership	100.000	Humana Inc.	.NO.	.0
.0119	Humana Inc.	.00000	46-3992741				KAH Development 10, L.L.C.	DE	NIA	Gentiva Health Services, Inc.	Ownership	100.000	Humana Inc.	.NO.	.0
.0119	Humana Inc.	.00000	46-4002959				KAH Development 12, L.L.C.	DE	NIA	Gentiva Health Services, Inc.	Ownership	100.000	Humana Inc.	.NO.	.0
.0119	Humana Inc.	.00000	46-4025157				KAH Development 14, L.L.C.	DE	NIA	Gentiva Health Services, Inc.	Ownership	100.000	Humana Inc.	.NO.	.0
.0119	Humana Inc.	.00000	46-3902994				KAH Development 4, L.L.C.	DE	NIA	Gentiva Health Services, Inc.	Ownership	100.000	Humana Inc.	.NO.	.0
.0119	Humana Inc.	.00000	46-3958634				KAH Development 8, L.L.C.	DE	NIA	Curo Health Services, LLC	Ownership	100.000	Humana Inc.	.NO.	.0
.0119	Humana Inc.	.00000	82-3695166				Kentucky Homecare Holdings, Inc.	DE	NIA	Kentucky Homecare Parent Inc.	Ownership	100.000	Humana Inc.	.NO.	.0
.0119	Humana Inc.	.00000	82-3986306				Kentucky Homecare Parent Inc.	DE	NIA	Humana Inc.	Ownership	100.000	Humana Inc.	.NO.	.0
.0119	Humana Inc.	.00000	83-2282690				Kindred Hospice Missouri, LLC	DE	NIA	Curo Health Services, LLC	Ownership	100.000	Humana Inc.	.NO.	.0
.0119	Humana Inc.	.00000	26-0717945				Kindred Hospice Services, L.L.C.	DE	NIA	Gentiva Health Services, Inc.	Ownership	100.000	Humana Inc.	.NO.	.0
.0119	Humana Inc.	.00000	26-0717534				KNO Development 50, L.L.C.	DE	NIA	Gentiva Health Services, Inc.	Ownership	100.000	Humana Inc.	.NO.	.0
.0119	Humana Inc.	.00000	80-0766080				KSOC Holdings, Inc.	DE	NIA	Curo Hospice SC, LLC	Ownership	100.000	Humana Inc.	.NO.	.0
.0119	Humana Inc.	.00000	46-1658812				Legacy Hospice of Colorado Springs, LLC	CO	NIA	New Century Hospice, Inc.	Ownership	100.000	Humana Inc.	.NO.	.0
.0119	Humana Inc.	.00000	26-4692184				Legacy Hospice, LLC	CO	NIA	New Century Hospice, Inc.	Ownership	100.000	Humana Inc.	.NO.	.0
.0119	Humana Inc.	.00000	48-1303203				Lifepath Hospice and Family Care, L.L.C.	DE	NIA	Curo Utah Hospice, Inc.	Ownership	100.000	Humana Inc.	.NO.	.0
.0119	Humana Inc.	.00000	22-3946976				Lighthouse Hospice – Coastal Bend, LLC	TX	NIA	Curo Health Services, LLC	Ownership	100.000	Humana Inc.	.NO.	.0
.0119	Humana Inc.	.00000	26-3228001				Lighthouse Hospice – Metroplex, LLC	TX	NIA	Harden Hospice, LLC	Ownership	100.000	Humana Inc.	.NO.	.0
.0119	Humana Inc.	.00000	06-1787617				Lighthouse Hospice Management, LLC	TX	NIA	Harden Hospice, LLC	Ownership	100.000	Humana Inc.	.NO.	.0
.0119	Humana Inc.	.00000	87-0798501				Lighthouse Hospice-San Antonio, LLC	TX	NIA	Harden Hospice, LLC	Ownership	100.000	Humana Inc.	.NO.	.0
.0119	Humana Inc.	.00000	47-1818578				Loving Peace Hospice, Inc.	IL	NIA	Hospice Development Company 3, LLC	Ownership	100.000	Humana Inc.	.NO.	.0
.0119	Humana Inc.	.00000	65-0277280				Med. Tech. Services of South Florida, Inc.	FL	NIA	Advanced Oncology Services, Inc.	Ownership	100.000	Humana Inc.	.NO.	.0
.0119	Humana Inc.	.00000	27-2932981				Medical Advocate Healthcare Services Corporation	IL	NIA	Hospice Development Company 3, LLC	Ownership	100.000	Humana Inc.	.NO.	.0
.0119	Humana Inc.	.00000	65-1033439				Med-Tech Services of Dade, Inc.	FL	NIA	Homecare Holdings, Inc.	Ownership	100.000	Humana Inc.	.NO.	.0
.0119	Humana Inc.	.00000	65-0644307				Med-Tech Services of Palm Beach, Inc.	FL	NIA	Advanced Oncology Services, Inc.	Ownership	100.000	Humana Inc.	.NO.	.0
.0119	Humana Inc.	.00000	82-0559231				Mid-South Home Care Services, LLC	AL	NIA	Horizon Health Network LLC	Ownership	100.000	Humana Inc.	.NO.	.0
.0119	Humana Inc.	.00000	82-0559199				Mid-South Home Health Agency, LLC	AL	NIA	Horizon Health Network LLC	Ownership	100.000	Humana Inc.	.NO.	.0
.0119	Humana Inc.	.00000	14-1909499				Mid-South Home Health of Gadsden, LLC	GA	NIA	Healthfield, LLC	Ownership	100.000	Humana Inc.	.NO.	.0
.0119	Humana Inc.	.00000	63-0772385				Mid-South Home Health, LLC	DE	NIA	Healthfield, LLC	Ownership	100.000	Humana Inc.	.NO.	.0
.0119	Humana Inc.	.00000	65-1285069				Missouri Home Care of Rolla, Inc.	MO	NIA	Harden Home Health, LLC	Ownership	100.000	Humana Inc.	.NO.	.0
.0119	Humana Inc.	.00000	20-4987478				New Beacon Healthcare Group, LLC	DE	NIA	Regency Healthcare Group, LLC	Ownership	100.000	Humana Inc.	.NO.	.0
.0119	Humana Inc.	.00000	82-2382959				New Beacon Healthcare Indiana, LLC	DE	NIA	Curo Health Services, LLC	Ownership	100.000	Humana Inc.	.NO.	.0
.0119	Humana Inc.	.00000	82-2406999				New Beacon Hospice Indiana, LLC	DE	NIA	Curo Health Services, LLC	Ownership	100.000	Humana Inc.	.NO.	.0
.0119	Humana Inc.	.00000	61-1802714				New Century Hospice Delaware, LLC	DE	NIA	New Century Hospice, Inc.	Ownership	100.000	Humana Inc.	.NO.	.0
.0119	Humana Inc.	.00000	90-1029441				New Century Hospice of Richmond, LLC	DE	NIA	New Century Hospice, Inc.	Ownership	100.000	Humana Inc.	.NO.	.0
.0119	Humana Inc.	.00000	83-3461625				New Century Hospice Texas, LLC	DE	NIA	Curo Health Services, LLC	Ownership	100.000	Humana Inc.	.NO.	.0
.0119	Humana Inc.	.00000	61-1819142				New Century Hospice Virginia, LLC	DE	NIA	New Century Hospice, Inc.	Ownership	100.000	Humana Inc.	.NO.	.0
.0119	Humana Inc.	.00000	20-5435710				New Century Hospice, Inc.	DE	NIA	Hospice Development Company 2, LLC	Ownership	100.000	Humana Inc.	.NO.	.0
.0119	Humana Inc.	.00000	22-2695367				New York Healthcare Services, Inc.	NY	NIA	Gentiva Health Services Holding Corp.	Ownership	100.000	Humana Inc.	.NO.	.0
.0119	Humana Inc.	.00000	20-5105668				NP Plus, LLC	DE	NIA	Curo Health Services, LLC	Ownership	100.000	Humana Inc.	.NO.	.0
.0119	Humana Inc.	.00000	55-0633030				Nursing Care-Home Health Agency, Inc.	WV	NIA	First Home Health, Inc.	Ownership	100.000	Humana Inc.	.NO.	.0
.0119	Humana Inc.	.00000	75-2932676				Odyssey Healthcare GP, LLC	DE	NIA	Odyssey Healthcare Holding Company	Ownership	100.000	Humana Inc.	.NO.	.0
.0119	Humana Inc.	.00000	75-2925311				Odyssey Healthcare Holding Company	DE	NIA	Odyssey Healthcare, Inc.	Ownership	100.000	Humana Inc.	.NO.	.0
.0119	Humana Inc.	.00000	74-2998154				Odyssey Healthcare LP, LLC	DE	NIA	Odyssey Healthcare Holding Company	Ownership	100.000	Humana Inc.	.NO.	.0
.0119	Humana Inc.	.00000	75-2923658				Odyssey Healthcare Management, LP	DE	NIA	1% owned by Odyssey Healthcare GP, LLC and 99% owned by Odyssey Healthcare LP, LLC	Ownership	100.000	Humana Inc.	.NO.	.0
.0119	Humana Inc.	.00000	26-0711782				Odyssey Healthcare of Augusta, LLC	DE	NIA	Odyssey Healthcare Operating B, LP	Ownership	100.000	Humana Inc.	.NO.	.0

STATEMENT AS OF JUNE 30, 2022 OF THE Humana Health Plan of Ohio Inc.

SCHEDULE Y
PART 1A - DETAIL OF INSURANCE HOLDING COMPANY SYSTEM

1	2	3	4	5	6	7	8	9	10	11	12	13	14	15	16
Group Code	Group Name	NAIC Company Code	ID Number	Federal RSSD	CIK	Name of Securities Exchange if Publicly Traded (U.S. or International)	Names of Parent, Subsidiaries Or Affiliates	Domi-ciliary Location	Relation-ship to Reporting Entity	Directly Controlled by (Name of Entity/Person)	Type of Control (Ownership, Board, Management, Attorney-in-Fact, Influence, Other)	If Control is Ownership Provide Percentage	Ultimate Controlling Entity(ies)/Person(s)	Is an SCA Filing Re-quired? (Yes/No)	*
.0119	Humana Inc.	.00000	26-3920362				Odyssey Healthcare of Flint, LLC	DE	NIA	Odyssey Healthcare Operating B, LP	Ownership	100.000	Humana Inc.	.NO	.0
.0119	Humana Inc.	.00000	26-1174455				Odyssey Healthcare of Kansas City, LLC	DE	NIA	Odyssey Healthcare Operating B, LP	Ownership	100.000	Humana Inc.	.NO	.0
.0119	Humana Inc.	.00000	75-3238731				Odyssey Healthcare of Marion County, LLC	DE	NIA	Odyssey Healthcare Operating B, LP	Ownership	100.000	Humana Inc.	.NO	.0
.0119	Humana Inc.	.00000	26-0712052				Odyssey Healthcare of Savannah, LLC	DE	NIA	Odyssey Healthcare Operating B, LP	Ownership	100.000	Humana Inc.	.NO	.0
.0119	Humana Inc.	.00000	26-2529581				Odyssey Healthcare of South Texas, LLC	DE	NIA	120 units to Odyssey Healthcare Operating A, LP and 80 units to VHS Valley Holdings, LLC	Ownership	100.000	Humana Inc.	.NO	.0
.0119	Humana Inc.	.00000	75-2752908				Odyssey Healthcare Operating A, LP	DE	NIA	1% owned by Odyssey Healthcare GP, LLC and 99% owned by Odyssey Healthcare LP, LLC	Ownership	100.000	Humana Inc.	.NO	.0
.0119	Humana Inc.	.00000	75-2937832				Odyssey Healthcare Operating B, LP	DE	NIA	1% owned by Odyssey Healthcare GP, LLC and 99% owned by Odyssey Healthcare LP, LLC	Ownership	100.000	Humana Inc.	.NO	.0
.0119	Humana Inc.	.00000	43-1723043				Odyssey Healthcare, Inc.	DE	NIA	Curo Health Services, LLC	Ownership	100.000	Humana Inc.	.NO	.0
.0119	Humana Inc.	.00000	22-3690699				OHS Service Corp.	TX	NIA	Gentiva Health Services Holding Corp.	Ownership	100.000	Humana Inc.	.NO	.0
.0119	Humana Inc.	.00000	75-2284154				Outreach Health Services of North Texas, LLC	TX	NIA	Integracare Intermediate Holdings, Inc.	Ownership	100.000	Humana Inc.	.NO	.0
.0119	Humana Inc.	.00000	26-0717917				Peoplefirst Homecare & Hospice of Indiana, L.L.C.	DE	NIA	Curo Health Services, LLC	Ownership	100.000	Humana Inc.	.NO	.0
.0119	Humana Inc.	.00000	26-3106972				Peoplefirst Homecare & Hospice of Massachusetts, L.L.C.	DE	NIA	Curo Health Services, LLC	Ownership	100.000	Humana Inc.	.NO	.0
.0119	Humana Inc.	.00000	26-0718025				Peoplefirst Homecare & Hospice of Ohio, L.L.C.	DE	NIA	Curo Health Services, LLC	Ownership	100.000	Humana Inc.	.NO	.0
.0119	Humana Inc.	.00000	26-3106983				Peoplefirst Homecare of Colorado, L.L.C.	DE	NIA	Curo Health Services, LLC	Ownership	100.000	Humana Inc.	.NO	.0
.0119	Humana Inc.	.00000	26-3106949				PF Development 10, L.L.C.	DE	NIA	Gentiva Health Services, Inc.	Ownership	100.000	Humana Inc.	.NO	.0
.0119	Humana Inc.	.00000	26-3107011				PF Development 15, L.L.C.	DE	NIA	Kindred Hospice Services, L.L.C.	Ownership	100.000	Humana Inc.	.NO	.0
.0119	Humana Inc.	.00000	46-0818835				PF Development 16, L.L.C.	DE	NIA	Gentiva Health Services, Inc.	Ownership	100.000	Humana Inc.	.NO	.0
.0119	Humana Inc.	.00000	46-0860128				PF Development 21, L.L.C.	DE	NIA	Gentiva Health Services, Inc.	Ownership	100.000	Humana Inc.	.NO	.0
.0119	Humana Inc.	.00000	46-0881549				PF Development 23, L.L.C.	DE	NIA	Curo Health Services, LLC	Ownership	100.000	Humana Inc.	.NO	.0
.0119	Humana Inc.	.00000	26-0718044				PF Development 5, L.L.C.	DE	NIA	Gentiva Health Services, Inc.	Ownership	100.000	Humana Inc.	.NO	.0
.0119	Humana Inc.	.00000	26-3106911				PF Development 7, L.L.C.	DE	NIA	Gentiva Health Services, Inc.	Ownership	100.000	Humana Inc.	.NO	.0
.0119	Humana Inc.	.00000	26-3106934				PF Development 9, L.L.C.	DE	NIA	Gentiva Health Services, Inc.	Ownership	100.000	Humana Inc.	.NO	.0
.0119	Humana Inc.	.00000	75-2378887				PHH Acquisition Corp.	DE	NIA	Professional Healthcare, LLC	Ownership	100.000	Humana Inc.	.NO	.0
.0119	Humana Inc.	.00000	33-1178066				PHHC Acquisition Corp.	DE	NIA	Gentiva Certified Healthcare Corp.	Ownership	100.000	Humana Inc.	.NO	.0
.0119	Humana Inc.	.00000	20-5143963				Professional Healthcare at Home, LLC	CA	NIA	99% owned by Professional Healthcare, LLC and 1% owned by PHH Acquisition Corp.	Ownership	100.000	Humana Inc.	.NO	.0
.0119	Humana Inc.	.00000	20-5043143				Professional Healthcare, LLC	DE	NIA	PF Development 10, L.L.C.	Ownership	100.000	Humana Inc.	.NO	.0
.0119	Humana Inc.	.00000	11-2750425				QC-Medi New York, Inc.	NY	NIA	Gentiva Health Services Holding Corp.	Ownership	100.000	Humana Inc.	.NO	.0
.0119	Humana Inc.	.00000	11-2256479				Quality Care - USA, Inc.	NY	NIA	Gentiva Health Services Holding Corp.	Ownership	100.000	Humana Inc.	.NO	.0
.0119	Humana Inc.	.00000	76-0810782				Regency Healthcare Group, LLC	DE	NIA	Regency Healthcare Holdings, Inc.	Ownership	100.000	Humana Inc.	.NO	.0
.0119	Humana Inc.	.00000	45-0613347				Regency Healthcare Holdings, LLC	DE	NIA	Curo Health Services, LLC	Ownership	100.000	Humana Inc.	.NO	.0
.0119	Humana Inc.	.00000	26-4540890				Regency Home Office, LLC	DE	NIA	Regency Healthcare Group, LLC	Ownership	100.000	Humana Inc.	.NO	.0
.0119	Humana Inc.	.00000	11-3646416				Regency Hospice of Georgia, LLC	DE	NIA	Regency Healthcare Group, LLC	Ownership	100.000	Humana Inc.	.NO	.0
.0119	Humana Inc.	.00000	26-3437769				Regency Hospice of Northwest Florida, Inc.	DE	NIA	Regency Healthcare Group, LLC	Ownership	100.000	Humana Inc.	.NO	.0
.0119	Humana Inc.	.00000	82-3111370				Regency Southerncare Hospice, LLC	DE	NIA	Curo Health Services, LLC	Ownership	100.000	Humana Inc.	.NO	.0
.0119	Humana Inc.	.00000	59-3080333				Senior Home Care, Inc.	FL	NIA	SHC Holding, Inc.	Ownership	100.000	Humana Inc.	.NO	.0
.0119	Humana Inc.	.00000	42-1699530				SHC Holding, Inc.	DE	NIA	PF Development 21, L.L.C.	Ownership	100.000	Humana Inc.	.NO	.0
.0119	Humana Inc.	.00000	87-0494757				Southern Nevada Home Health Care, Inc.	NV	NIA	Home Health Services, Inc.	Ownership	100.000	Humana Inc.	.NO	.0
.0119	Humana Inc.	.00000	48-1288826				Southerncare Holdings, Inc.	DE	NIA	KSOC Holdings, Inc.	Ownership	100.000	Humana Inc.	.NO	.0
.0119	Humana Inc.	.00000	16-1645414				Southerncare, Inc.	DE	NIA	Southerncare Holdings, Inc.	Ownership	100.000	Humana Inc.	.NO	.0
.0119	Humana Inc.	.00000	84-1697352				Sun Brook Hospice, LLC	DE	NIA	Curo Utah Hospice, Inc.	Ownership	100.000	Humana Inc.	.NO	.0
.0119	Humana Inc.	.00000	72-1487473				Synergy Home Care-Acadiana Region, Inc.	LA	NIA	Synergy, Inc.	Ownership	100.000	Humana Inc.	.NO	.0
.0119	Humana Inc.	.00000	20-1376846				Synergy Home Care-Capitol Region, Inc.	LA	NIA	Synergy, Inc.	Ownership	100.000	Humana Inc.	.NO	.0
.0119	Humana Inc.	.00000	36-4516940				Synergy Home Care-Central Region, Inc.	LA	NIA	Synergy, Inc.	Ownership	100.000	Humana Inc.	.NO	.0
.0119	Humana Inc.	.00000	72-1178497				Synergy Home Care-Northeastern Region, Inc.	LA	NIA	Synergy, Inc.	Ownership	100.000	Humana Inc.	.NO	.0
.0119	Humana Inc.	.00000	72-1223659				Synergy Home Care-Northshore Region, Inc.	LA	NIA	Synergy, Inc.	Ownership	100.000	Humana Inc.	.NO	.0

SCHEDULE Y
PART 1A - DETAIL OF INSURANCE HOLDING COMPANY SYSTEM

1	2	3	4	5	6	7	8	9	10	11	12	13	14	15	16
Group Code	Group Name	NAIC Company Code	ID Number	Federal RSSD	CIK	Name of Securities Exchange if Publicly Traded (U.S. or International)	Names of Parent, Subsidiaries Or Affiliates	Domi-ciliary Location	Relation-ship to Reporting Entity	Directly Controlled by (Name of Entity/Person)	Type of Control (Ownership, Board, Management, Attorney-in-Fact, Influence, Other)	If Control is Ownership Provide Percen-tage	Ultimate Controlling Entity(ies)/Person(s)	Is an SCA Filing Re-quired? (Yes/No)	*
.0119	Humana Inc.	.00000	72-1431394				Synergy Home Care-Northwestern Region, Inc.	.LA	NIA	Synergy, Inc.	Ownership	100.000	Humana Inc.	.NO	.0
.0119	Humana Inc.	.00000	72-1429305				Synergy Home Care-Southeastern Region, Inc.	.LA	NIA	Synergy, Inc.	Ownership	100.000	Humana Inc.	.NO	.0
.0119	Humana Inc.	.00000	94-3419676				Synergy, Inc.	.LA	NIA	SHC Holding, Inc.	Ownership	100.000	Humana Inc.	.NO	.0
.0119	Humana Inc.	.00000	56-1456991				TAR Heel Health Care Services, LLC	.NC	NIA	Capital Health Management Group, LLC	Ownership	100.000	Humana Inc.	.NO	.0
.0119	Humana Inc.	.00000	43-1697602				The American Heartland Hospice Corp.	.MO	NIA	Curo Health Services, LLC	Ownership	100.000	Humana Inc.	.NO	.0
.0119	Humana Inc.	.00000	26-3713065				TMO Healthcare, LLC	.DE	NIA	Regency Healthcare Group, LLC	Ownership	100.000	Humana Inc.	.NO	.0
.0119	Humana Inc.	.00000	68-0593592				Total Care Home Health of Louisburg, LLC	.GA	NIA	Healthfield, LLC	Ownership	100.000	Humana Inc.	.NO	.0
							Total Care Home Health of North Carolina, LLC								
.0119	Humana Inc.	.00000	20-0091435				Total Care Home Health of South Carolina, LLC	.GA	NIA	Healthfield, LLC	Ownership	100.000	Humana Inc.	.NO	.0
.0119	Humana Inc.	.00000	20-0091422					.GA	NIA	Healthfield, LLC	Ownership	100.000	Humana Inc.	.NO	.0
.0119	Humana Inc.	.00000	75-2900007				Trinity Hospice of Texas, LLC	.TX	NIA	Curo Health Services, LLC	Ownership	100.000	Humana Inc.	.NO	.0
.0119	Humana Inc.	.00000	62-1669388				Van Winkle Home Health Care, Inc.	.MS	NIA	Home Health Care Affiliates, Inc.	Ownership	100.000	Humana Inc.	.NO	.0
.0119	Humana Inc.	.00000	75-1995143				Vernon Home Health Care Agency, LLC	.TX	NIA	Integracare Intermediate Holdings, Inc.	Ownership	100.000	Humana Inc.	.NO	.0
.0119	Humana Inc.	.00000	86-0808230				Vista Hospice Care, LLC	.DE	NIA	Vistacare, LLC	Ownership	100.000	Humana Inc.	.NO	.0
.0119	Humana Inc.	.00000	26-1544595				Vistacare of Boston, LLC	.DE	NIA	Odyssey Healthcare Operating B, LP	Ownership	100.000	Humana Inc.	.NO	.0
.0119	Humana Inc.	.00000	86-0914505				Vistacare USA, LLC	.DE	NIA	Vista Hospice Care, LLC	Ownership	100.000	Humana Inc.	.NO	.0
.0119	Humana Inc.	.00000	06-1521534				Vistacare, LLC	.DE	NIA	Odyssey Healthcare Holding Company	Ownership	100.000	Humana Inc.	.NO	.0
										1% by American Hospice, Inc. and 99% by					
.0119	Humana Inc.	.00000	20-1953497				Voyager Acquisition, L.P.	.TX	NIA	Voyager Hospicecare, Inc.	Ownership	100.000	Humana Inc.	.NO	.0
.0119	Humana Inc.	.00000	26-1501792				Voyager Home Health, Inc.	.DE	NIA	Voyager Hospicecare, Inc.	Ownership	100.000	Humana Inc.	.NO	.0
.0119	Humana Inc.	.00000	20-1173787				Voyager Hospicecare, Inc.	.DE	NIA	Harden Home Health, LLC	Ownership	100.000	Humana Inc.	.NO	.0
										60% owned by Total Care Home Health of					
							Wake Forest Baptist Health Care at Home, LLC			North Carolina, LLC and 40% owned by Wake					
.0119	Humana Inc.	.00000	46-2300938					.NC	NIA	Forest University Baptist Medical Center	Ownership	100.000	Humana Inc.	.NO	.0
.0119	Humana Inc.	.00000	20-0296636				Wiregrass Hospice Care, LLC	.GA	NIA	Curo Health Services, LLC	Ownership	100.000	Humana Inc.	.NO	.0
.0119	Humana Inc.	.00000	82-0559182				Wiregrass Hospice LLC	.AL	NIA	Horizon Health Network LLC	Ownership	100.000	Humana Inc.	.NO	.0
.0119	Humana Inc.	.00000	34-2053721				Wiregrass Hospice of South Carolina, LLC	.GA	NIA	Horizon Health Network LLC	Ownership	100.000	Humana Inc.	.NO	.0
.0119	Humana Inc.	.00000	84-3700467				Elite Health Medical Centers, LLC	.FL	NIA	Echo Primary Care Holdings, LLC	Ownership	100.000	Humana Inc.	.NO	.0
.0119	Humana Inc.	.00000	26-3715136				Elite Health Primary Care, LLC	.FL	NIA	Echo Primary Care Holdings, LLC	Ownership	100.000	Humana Inc.	.NO	.0
.0119	Humana Inc.	.00000	65-0270114				South Florida Cardiology Associates, LLC	.FL	NIA	Echo Primary Care Holdings, LLC	Ownership	100.000	Humana Inc.	.NO	.0
.0119	Humana Inc.	.00000	47-2446186				Trueshore BPO, LLC	.FL	NIA	Echo Primary Care Holdings, LLC	Ownership	100.000	Humana Inc.	.NO	.0
.0119	Humana Inc.	.00000					Trueshore S.R. I	.DOM	NIA	Echo Primary Care Holdings, LLC	Ownership	100.000	Humana Inc.	.NO	.0
.0119	Humana Inc.	.00000	74-3052911				The Home Team of Kansas LLC	.MO	NIA	Harden Home Health, LLC	Ownership	100.000	Humana Inc.	.NO	.0
.0119	Humana Inc.	.00000	84-5171456				CenterWell Accountable Care, LLC	.FL	NIA	Echo Primary Care Holdings, LLC	Ownership	100.000	Humana Inc.	.NO	.0
.0119	Humana Inc.	.00000					One Home Medical Equipment NC, LLC	.DE	NIA	One Homecare Solutions, LLC	Ownership	100.000	Humana Inc.	.NO	.0
.0119	Humana Inc.	.00000					One Home Medical Equipment VA, LLC	.DE	NIA	One Homecare Solutions, LLC	Ownership	100.000	Humana Inc.	.NO	.0
.0119	Humana Inc.	.00000					One Infusion Pharmacy NC, LLC	.DE	NIA	One Homecare Solutions, LLC	Ownership	100.000	Humana Inc.	.NO	.0
.0119	Humana Inc.	.00000					One Infusion Pharmacy VA, LLC	.DE	NIA	One Homecare Solutions, LLC	Ownership	100.000	Humana Inc.	.NO	.0
.0119	Humana Inc.	.00000	45-4020797				Amicus Medical Center LLC	.FL	NIA	Conviva Medical Center Management, LLC	Ownership	100.000	Humana Inc.	.NO	.0
.0119	Humana Inc.	.00000	27-3974953				Amicus Medical Group, Inc.	.FL	NIA	Conviva Medical Center Management, LLC	Ownership	100.000	Humana Inc.	.NO	.0
.0119	Humana Inc.	.00000	27-1085323				Amicus Medical Services Organization, LLC	.FL	NIA	Conviva Medical Center Management, LLC	Ownership	100.000	Humana Inc.	.NO	.0
.0119	Humana Inc.	.00000	20-1078045				Hospice Pharmacy Solutions, LLC	.DE	NIA	HP Solutions Holdings, LLC	Ownership	100.000	Humana Inc.	.NO	.0
.0119	Humana Inc.	.00000	47-5418599				HP Solutions Holdings, LLC	.DE	NIA	Eagle Rx, Inc.	Ownership	100.000	Humana Inc.	.NO	.0
.0119	Humana Inc.	.00000	32-0351697				Outcome Resources, LLC	.DE	NIA	Eagle Rx, Inc.	Ownership	100.000	Humana Inc.	.NO	.0
.0119	Humana Inc.	.00000					KAH Hospice Company, Inc.	.DE	NIA	Gentiva Health Services, Inc.	Ownership	100.000	Humana Inc.	.NO	.0

Asterisk	Explanation
0000001	Humana Inc., a Delaware corporation and ultimate parent company in the holding company system, is a publicly traded company on the New York Stock Exchange and ownership fluctuates daily.

SUPPLEMENTAL EXHIBITS AND SCHEDULES INTERROGATORIES

The following supplemental reports are required to be filed as part of your statement filing. However, in the event that your company does not transact the type of business for which the special report must be filed, your response of NO to the specific interrogatory will be accepted in lieu of filing a "NONE" report and a bar code will be printed below. If the supplement is required of your company but is not being filed for whatever reason enter SEE EXPLANATION and provide an explanation following the interrogatory questions.

	Response
1. Will the Medicare Part D Coverage Supplement be filed with the state of domicile and the NAIC with this statement?	NO

AUGUST FILING

2. Will the regulator-only (non-public) Communication of Internal Control Related Matters Noted in Audit be filed with the state of domicile and electronically with the NAIC (as a regulator-only non-public document) by August 1? The response for 1st and 3rd quarters should be N/A. A NO response resulting with a bar code is only appropriate in the 2nd quarter.	YES
--	-----

Explanation:

- 1. This type of business is not written.

Bar Code:

- 1. Medicare Part D Coverage Supplement [Document Identifier 365]



OVERFLOW PAGE FOR WRITE-INS

Additional Write-ins for Assets Line 25

		Current Statement Date			4
		1	2	3	
		Assets	Nonadmitted Assets	Net Admitted Assets (Cols. 1 - 2)	Prior Year Net Admitted Assets
2504.	Federal Contingency Reserves	70,530	0	70,530	47,831
2597.	Summary of remaining write-ins for Line 25 from overflow page	70,530	0	70,530	47,831

SCHEDULE A - VERIFICATION

Real Estate

	1	2
	Year to Date	Prior Year Ended December 31
1. Book/adjusted carrying value, December 31 of prior year		
2. Cost of acquired:		
2.1 Actual cost at time of acquisition		
2.2 Additional investment made after acquisition		
3. Current year change in encumbrances		
4. Total gain (loss) on disposals		
5. Deduct amounts received on disposals		
6. Total foreign exchange change in book/adjusted carrying value		
7. Deduct current year's other than temporary impairment recognized		
8. Deduct current year's depreciation		
9. Book/adjusted carrying value at the end of current period (Lines 1+2+3+4-5+6-7-8)		
10. Deduct total nonadmitted amounts		
11. Statement value at end of current period (Line 9 minus Line 10)		

SCHEDULE B - VERIFICATION

Mortgage Loans

	1	2
	Year to Date	Prior Year Ended December 31
1. Book value/recorded investment excluding accrued interest, December 31 of prior year		
2. Cost of acquired:		
2.1 Actual cost at time of acquisition		
2.2 Additional investment made after acquisition		
3. Capitalized deferred interest and other		
4. Accrual of discount		
5. Unrealized valuation increase (decrease)		
6. Total gain (loss) on disposals		
7. Deduct amounts received on disposals		
8. Deduct amortization of premium and mortgage interest paid and commitment fees		
9. Total foreign exchange change in book value/recorded investment excluding accrued interest		
10. Deduct current year's other than temporary impairment recognized		
11. Book value/recorded investment excluding accrued interest at end of current period (Lines 1+2+3+4+5+6-7-8+9-10)		
12. Total valuation allowance		
13. Subtotal (Line 11 plus Line 12)		
14. Deduct total nonadmitted amounts		
15. Statement value at end of current period (Line 13 minus Line 14)		

SCHEDULE BA - VERIFICATION

Other Long-Term Invested Assets

	1	2
	Year to Date	Prior Year Ended December 31
1. Book/adjusted carrying value, December 31 of prior year	304,479	304,479
2. Cost of acquired:		
2.1 Actual cost at time of acquisition	0	0
2.2 Additional investment made after acquisition	0	0
3. Capitalized deferred interest and other	0	0
4. Accrual of discount	0	0
5. Unrealized valuation increase (decrease)	(304,479)	0
6. Total gain (loss) on disposals	0	0
7. Deduct amounts received on disposals	0	0
8. Deduct amortization of premium and depreciation	0	0
9. Total foreign exchange change in book/adjusted carrying value	0	0
10. Deduct current year's other than temporary impairment recognized	0	0
11. Book/adjusted carrying value at end of current period (Lines 1+2+3+4+5+6-7-8+9-10)	0	304,479
12. Deduct total nonadmitted amounts	0	0
13. Statement value at end of current period (Line 11 minus Line 12)	0	304,479

SCHEDULE D - VERIFICATION

Bonds and Stocks

	1	2
	Year to Date	Prior Year Ended December 31
1. Book/adjusted carrying value of bonds and stocks, December 31 of prior year	35,783,086	34,684,753
2. Cost of bonds and stocks acquired	10,809,402	15,820,453
3. Accrual of discount	11,175	62,939
4. Unrealized valuation increase (decrease)	0	0
5. Total gain (loss) on disposals	250,327	264,285
6. Deduct consideration for bonds and stocks disposed of	12,117,003	14,739,272
7. Deduct amortization of premium	63,086	310,074
8. Total foreign exchange change in book/adjusted carrying value	0	0
9. Deduct current year's other than temporary impairment recognized	0	0
10. Total investment income recognized as a result of prepayment penalties and/or acceleration fees	0	0
11. Book/adjusted carrying value at end of current period (Lines 1+2+3+4+5-6-7+8-9+10)	34,673,901	35,783,086
12. Deduct total nonadmitted amounts	0	0
13. Statement value at end of current period (Line 11 minus Line 12)	34,673,901	35,783,086

STATEMENT AS OF JUNE 30, 2022 OF THE Humana Health Plan of Ohio Inc.

SCHEDULE D - PART 1B

Showing the Acquisitions, Dispositions and Non-Trading Activity
During the Current Quarter for all Bonds and Preferred Stock by NAIC Designation

NAIC Designation	1 Book/Adjusted Carrying Value Beginning of Current Quarter	2 Acquisitions During Current Quarter	3 Dispositions During Current Quarter	4 Non-Trading Activity During Current Quarter	5 Book/Adjusted Carrying Value End of First Quarter	6 Book/Adjusted Carrying Value End of Second Quarter	7 Book/Adjusted Carrying Value End of Third Quarter	8 Book/Adjusted Carrying Value December 31 Prior Year
BONDS								
1. NAIC 1 (a)	38,278,203	50,988,639	42,208,231	(3,844)	38,278,203	47,054,766	0	36,543,348
2. NAIC 2 (a)	3,285,258	5,998,304	8,000,129	(1,821)	3,285,258	1,281,613	0	1,239,697
3. NAIC 3 (a)	0	0	0	0	0	0	0	0
4. NAIC 4 (a)	0	0	0	0	0	0	0	0
5. NAIC 5 (a)	0	0	0	0	0	0	0	0
6. NAIC 6 (a)	0	0	0	0	0	0	0	0
7. Total Bonds	41,563,461	56,986,943	50,208,360	(5,665)	41,563,461	48,336,380	0	37,783,045
PREFERRED STOCK								
8. NAIC 1	0	0	0	0	0	0	0	0
9. NAIC 2	0	0	0	0	0	0	0	0
10. NAIC 3	0	0	0	0	0	0	0	0
11. NAIC 4	0	0	0	0	0	0	0	0
12. NAIC 5	0	0	0	0	0	0	0	0
13. NAIC 6	0	0	0	0	0	0	0	0
14. Total Preferred Stock	0	0	0	0	0	0	0	0
15. Total Bonds and Preferred Stock	41,563,461	56,986,943	50,208,360	(5,665)	41,563,461	48,336,380	0	37,783,045

(a) Book/Adjusted Carrying Value column for the end of the current reporting period includes the following amount of short-term and cash equivalent bonds by NAIC designation:

NAIC 1 \$13,662,479 ; NAIC 2 \$0 ; NAIC 3 \$0 NAIC 4 \$0 ; NAIC 5 \$0 ; NAIC 6 \$0

Schedule DA - Part 1 - Short-Term Investments

N O N E

Schedule DA - Verification - Short-Term Investments

N O N E

Schedule DB - Part A - Verification - Options, Caps, Floors, Collars, Swaps and Forwards

N O N E

Schedule DB - Part B - Verification - Futures Contracts

N O N E

Schedule DB - Part C - Section 1 - Replication (Synthetic Asset) Transactions (RSATs) Open

N O N E

Schedule DB-Part C-Section 2-Reconciliation of Replication (Synthetic Asset) Transactions Open

N O N E

Schedule DB - Verification - Book/Adjusted Carrying Value, Fair Value and Potential Exposure of
Derivatives

N O N E

SCHEDULE E - PART 2 - VERIFICATION

(Cash Equivalents)

	1	2
	Year To Date	Prior Year Ended December 31
1. Book/adjusted carrying value, December 31 of prior year	14,416,601	9,429,256
2. Cost of cash equivalents acquired	189,704,919	440,647,572
3. Accrual of discount	16,021	3,897
4. Unrealized valuation increase (decrease)	0	0
5. Total gain (loss) on disposals	0	0
6. Deduct consideration received on disposals	183,196,438	435,664,125
7. Deduct amortization of premium	0	0
8. Total foreign exchange change in book/adjusted carrying value	0	0
9. Deduct current year's other than temporary impairment recognized	0	0
10. Book/adjusted carrying value at end of current period (Lines 1+2+3+4+5-6-7+8-9)	20,941,104	14,416,601
11. Deduct total nonadmitted amounts	0	0
12. Statement value at end of current period (Line 10 minus Line 11)	20,941,104	14,416,601

Schedule A - Part 2 - Real Estate Acquired and Additions Made

N O N E

Schedule A - Part 3 - Real Estate Disposed

N O N E

Schedule B - Part 2 - Mortgage Loans Acquired and Additions Made

N O N E

Schedule B - Part 3 - Mortgage Loans Disposed, Transferred or Repaid

N O N E

STATEMENT AS OF JUNE 30, 2022 OF THE Humana Health Plan of Ohio Inc.

SCHEDULE BA - PART 2

Showing Other Long-Term Invested Assets ACQUIRED AND ADDITIONS MADE During the Current Quarter

[illegible]

SCHEDULE BA - PART 3

Showing Other Long-Term Invested Assets DISPOSED, Transferred or Repaid During the Current Quarter

1	2	Location		5	6	7	8	Change in Book/Adjusted Carrying Value						15	16	17	18	19	20
		3	4					9	10	11	12	13	14						
CUSIP Identification	Name or Description	City	State	Name of Purchaser or Nature of Disposal	Date Originally Acquired	Disposal Date	Book/ Adjusted Carrying Value Less Encumbrances, Prior Year	Unrealized Valuation Increase (Decrease)	Current Year's (Depreciation) or (Amortization)/ Accretion	Current Year's Other Than Temporary Impairment Recognized	Capitalized Deferred Interest and Other	Total Change in Book/ Adjusted Carrying Value (9+10-11+12)	Total Foreign Exchange Change in Book/ Adjusted Carrying Value	Book/ Adjusted Carrying Value Less Encumbrances on Disposal	Consideration	Foreign Exchange Gain (Loss) on Disposal	Realized Gain (Loss) on Disposal	Total Gain (Loss) on Disposal	Investment Income
	Essex Woodlands Health Ventures III, L.P.	Palo Alto	CA	Write-off	09/22/1994	05/31/2022	304,479	(304,479)	0	0	0	(304,479)	0	0	0	0	0	0	0
2599999. Joint Venture Interests - Other - Unaffiliated							304,479	(304,479)	0	0	0	(304,479)	0	0	0	0	0	0	0
4899999. Total - Unaffiliated							304,479	(304,479)	0	0	0	(304,479)	0	0	0	0	0	0	0
4999999. Total - Affiliated							0	0	0	0	0	0	0	0	0	0	0	0	0
5099999 - Totals							304,479	(304,479)	0	0	0	(304,479)	0	0	0	0	0	0	0

STATEMENT AS OF JUNE 30, 2022 OF THE Humana Health Plan of Ohio Inc.

SCHEDULE D - PART 3

Show All Long-Term Bonds and Stock Acquired During the Current Quarter

1	2	3	4	5	6	7	8	9	10
CUSIP Identification	Description	Foreign	Date Acquired	Name of Vendor	Number of Shares of Stock	Actual Cost	Par Value	Paid for Accrued Interest and Dividends	NAIC Designation, NAIC Designation Modifier and SVO Admini- strative Symbol
31400P-BA-4	FN CB3632 - RMBS05/03/2022	MORGAN STANLEY CO		1,365,812	1,323,421	1,820	1.A
3140XB-QD-5	FN FM7651 - RMBS05/03/2022	CREDIT SUISSE SECURITIES (USA)		559,567	545,669	750	1.A
3140XG-7F-0	FN FS1793 - RMBS05/03/2022	PERSHING LLC		367,706	365,791	203	1.A
3140XG-VJ-5	FN FS1516 - RMBS05/03/2022	TD SECURITIES (USA) LLC		800,296	800,922	979	1.A
3140XG-ZA-0	FN FS1636 - RMBS05/03/2022	MORGAN STANLEY CO		752,642	750,882	918	1.A
0909999999. Subtotal - Bonds - U.S. Special Revenues						3,846,023	3,786,686	4,670	XXX
68267H-AA-5	OMFIT 22S1 A - ABS04/21/2022	CITIGROUP GLOBAL MARKETS INC.		99,983	100,000	0	1.A FE
1109999999. Subtotal - Bonds - Industrial and Miscellaneous (Unaffiliated)						99,983	100,000	0	XXX
2509999997. Total - Bonds - Part 3						3,946,006	3,886,686	4,670	XXX
2509999998. Total - Bonds - Part 5						XXX	XXX	XXX	XXX
2509999999. Total - Bonds						3,946,006	3,886,686	4,670	XXX
4509999997. Total - Preferred Stocks - Part 3						0	XXX	0	XXX
4509999998. Total - Preferred Stocks - Part 5						XXX	XXX	XXX	XXX
4509999999. Total - Preferred Stocks						0	XXX	0	XXX
5989999997. Total - Common Stocks - Part 3						0	XXX	0	XXX
5989999998. Total - Common Stocks - Part 5						XXX	XXX	XXX	XXX
5989999999. Total - Common Stocks						0	XXX	0	XXX
5999999999. Total - Preferred and Common Stocks						0	XXX	0	XXX
.....
.....
6009999999 - Totals						3,946,006	XXX	4,670	XXX

STATEMENT AS OF JUNE 30, 2022 OF THE Humana Health Plan of Ohio Inc.

SCHEDULE D - PART 4

Show All Long-Term Bonds and Stock Sold, Redeemed or Otherwise Disposed of During the Current Quarter

1	2	3	4	5	6	7	8	9	10	Change In Book/Adjusted Carrying Value					16	17	18	19	20	21	22
										11	12	13	14	15							
CUSIP Ident- ification	Description	For- eign	Disposal Date	Name of Purchaser	Number of Shares of Stock	Consid- eration	Par Value	Actual Cost	Prior Year Book/ Adjusted Carrying Value	Unrealized Valuation Increase/ (Decrease)	Current Year's (Amor- tization)/ Accretion	Current Year's Other Than Temporary Impairment Recogn- ized	Total Change in Book/ Adjusted Carrying Value (11 + 12 - 13)	Total Foreign Exchange Change in Book /Adjusted Carrying Value	Book/ Adjusted Carrying Value at Disposal Date	Foreign Exchange Gain (Loss) on Disposal	Realized Gain (Loss) on Disposal	Total Gain (Loss) on Disposal	Bond Interest/ Stock Dividends Received During Year	Stated Con- tractual Maturity Date	NAIC Desig- nation, NAIC Desig- nation Modifier and SVO Admini- strative Symbol
912828-ZX-1	UNITED STATES TREASURY		06/30/2022	Maturity @ 100.00		4,853,000	4,853,000	4,848,269	4,851,822	0	1,178	0	1,178	0	4,853,000	0	0	0	3,033	06/30/2022	1.A
0109999999	Subtotal - Bonds - U.S. Governments					4,853,000	4,853,000	4,848,269	4,851,822	0	1,178	0	1,178	0	4,853,000	0	0	0	3,033	XXX	XXX
3131X-WS-6	FH ZM4257 - RMBS		06/01/2022	Paydown		6,977	6,977	7,426	7,571	0	(594)	0	(594)	0	6,977	0	0	0	101	09/01/2047	1.A
3132D6-N2-2	FH S88509 - RMBS		06/01/2022	Paydown		3,564	3,564	3,733	3,712	0	(147)	0	(147)	0	3,564	0	0	0	29	01/01/2036	1.A
3132DM-4N-2	FH S00829 - RMBS		06/01/2022	Paydown		11,398	11,398	11,758	0	0	(359)	0	(359)	0	11,398	0	0	0	120	01/01/2052	1.A
3132DV-LA-1	FH S07521 - RMBS		06/01/2022	Paydown		11,037	11,037	11,814	11,797	0	(760)	0	(760)	0	11,037	0	0	0	116	07/01/2050	1.A
3132DV-LC-7	FH S07523 - RMBS		06/01/2022	Paydown		5,236	5,236	5,585	5,582	0	(346)	0	(346)	0	5,236	0	0	0	54	08/01/2050	1.A
3132DV-LV-5	FH S07540 - RMBS		06/01/2022	Paydown		6,272	6,272	6,615	6,610	0	(337)	0	(337)	0	6,272	0	0	0	65	05/01/2051	1.A
31334Y-P5-0	FH QA2244 - RMBS		06/01/2022	Paydown		961	961	1,020	1,035	0	(74)	0	(74)	0	961	0	0	0	11	07/01/2046	1.A
3133AS-KA-0	FH OC7489 - RMBS		06/01/2022	Paydown		1,757	1,757	1,786	1,785	0	(28)	0	(28)	0	1,757	0	0	0	16	09/01/2051	1.A
3133KK-3X-5	FH RA4414 - RMBS		06/01/2022	Paydown		19,316	19,316	20,528	20,519	0	(1,203)	0	(1,203)	0	19,316	0	0	0	202	01/01/2051	1.A
3133KM-RT-4	FH RA5898 - RMBS		06/01/2022	Paydown		5,267	5,267	5,354	5,353	0	(86)	0	(86)	0	5,267	0	0	0	39	09/01/2051	1.A
3133KN-KX-0	FH RA6610 - RMBS		06/01/2022	Paydown		19,616	19,616	20,073	0	0	(457)	0	(457)	0	19,616	0	0	0	146	01/01/2052	1.A
3137BP-DII-6	FHR 4583 UP - CMO/RMBS		06/01/2022	Paydown		37,709	37,709	39,473	39,111	0	(1,402)	0	(1,402)	0	37,709	0	0	0	447	07/15/2045	1.A
3137BS-ZE-6	FHR 4631 GP - CMO/RMBS		06/01/2022	Paydown		19,252	19,252	20,331	20,331	0	(1,079)	0	(1,079)	0	19,252	0	0	0	282	03/15/2046	1.A
3140H-7A-6	FN BK0888 - RMBS		06/01/2022	Paydown		4,109	4,109	4,437	4,612	0	(504)	0	(504)	0	4,109	0	0	0	66	07/01/2048	1.A
3140HK-JJ-8	FN BK5664 - RMBS		06/01/2022	Paydown		323	323	337	336	0	(14)	0	(14)	0	323	0	0	0	3	10/01/2050	1.A
3140J8-UX-9	FN BMA197 - RMBS		06/01/2022	Paydown		286	286	303	308	0	(22)	0	(22)	0	286	0	0	0	3	03/01/2047	1.A
3140KP-MJ-4	FN BQ3970 - RMBS		06/01/2022	Paydown		1,516	1,516	1,585	1,584	0	(68)	0	(68)	0	1,516	0	0	0	14	10/01/2050	1.A
3140Q-QH-8	FN BQ4923 - RMBS		06/01/2022	Paydown		2,107	2,107	2,202	2,198	0	(92)	0	(92)	0	2,107	0	0	0	18	10/01/2050	1.A
3140KV-EU-0	FN BQ9146 - RMBS		06/01/2022	Paydown		3,088	3,088	3,201	3,200	0	(112)	0	(112)	0	3,088	0	0	0	26	12/01/2050	1.A
3140KV-F5-4	FN BQ9187 - RMBS		06/01/2022	Paydown		4,986	4,986	5,171	5,162	0	(176)	0	(176)	0	4,986	0	0	0	42	01/01/2051	1.A
3140KV-GN-4	FN BQ9204 - RMBS		06/01/2022	Paydown		5,474	5,474	5,677	5,672	0	(198)	0	(198)	0	5,474	0	0	0	47	01/01/2051	1.A
3140KX-SP-2	FN BR0525 - RMBS		06/01/2022	Paydown		2,221	2,221	2,313	2,309	0	(88)	0	(88)	0	2,221	0	0	0	18	12/01/2050	1.A
3140LO-C8-8	FN BR1894 - RMBS		06/01/2022	Paydown		3,397	3,397	3,527	3,523	0	(126)	0	(126)	0	3,397	0	0	0	30	01/01/2051	1.A
3140LO-D4-6	FN BR1922 - RMBS		06/01/2022	Paydown		3,387	3,387	3,519	3,516	0	(129)	0	(129)	0	3,387	0	0	0	27	01/01/2051	1.A
3140LO-DR-5	FN BR1911 - RMBS		06/01/2022	Paydown		6,206	6,206	6,435	6,425	0	(220)	0	(220)	0	6,206	0	0	0	50	01/01/2051	1.A
3140OE-AP-7	FN CA6313 - RMBS		06/01/2022	Paydown		14,199	14,199	15,162	15,263	0	(1,063)	0	(1,063)	0	14,199	0	0	0	170	07/01/2050	1.A
3140OE-DX-7	FN CA6417 - RMBS		06/01/2022	Paydown		14,526	14,526	15,529	15,600	0	(1,074)	0	(1,074)	0	14,526	0	0	0	173	07/01/2050	1.A
3140OE-KY-7	FN CA6610 - RMBS		06/01/2022	Paydown		13,741	13,741	14,690	14,779	0	(1,038)	0	(1,038)	0	13,741	0	0	0	172	08/01/2050	1.A
3140OE-YJ-5	FN CA7012 - RMBS		06/01/2022	Paydown		10,174	10,174	10,435	10,435	0	(261)	0	(261)	0	10,174	0	0	0	83	09/01/2050	1.A
3140OF-4E-6	FN CA8020 - RMBS		06/01/2022	Paydown		5,018	5,018	5,327	5,317	0	(299)	0	(299)	0	5,018	0	0	0	52	12/01/2050	1.A
3140OG-3C-9	FN CA8894 - RMBS		06/01/2022	Paydown		17,394	17,394	18,573	18,464	0	(1,070)	0	(1,070)	0	17,394	0	0	0	183	02/01/2051	1.A
3140OG-U4-7	FN CA8702 - RMBS		06/01/2022	Paydown		19,244	19,244	20,558	20,423	0	(1,180)	0	(1,180)	0	19,244	0	0	0	202	01/01/2036	1.A
3140OG-ZO-3	FN CA8850 - RMBS		06/01/2022	Paydown		9,957	9,957	10,321	10,309	0	(352)	0	(352)	0	9,957	0	0	0	80	02/01/2051	1.A
3140OH-E2-7	FN CA9152 - RMBS		06/01/2022	Paydown		11,277	11,277	12,045	11,977	0	(699)	0	(699)	0	11,277	0	0	0	120	02/01/2036	1.A
3140OL-MY-9	FN CB1274 - RMBS		06/01/2022	Paydown		4,764	4,764	4,978	4,972	0	(208)	0	(208)	0	4,764	0	0	0	47	08/01/2051	1.A
3140OM-ST-7	FN CB2657 - RMBS		06/01/2022	Paydown		896	896	914	914	0	(18)	0	(18)	0	896	0	0	0	6	01/01/2052	1.A
3140OM-VP-6	FN CB2421 - RMBS		06/01/2022	Paydown		4,674	4,674	4,930	4,928	0	(254)	0	(254)	0	4,674	0	0	0	62	12/01/2051	1.A
3140OP-BA-4	FN CB3632 - RMBS		06/01/2022	Paydown		12,841	12,841	13,252	0	0	(411)	0	(411)	0	12,841	0	0	0	48	05/01/2052	1.A
3140X7-3K-3	FN FIM4401 - RMBS		06/01/2022	Paydown		5,360	5,360	5,604	5,592	0	(232)	0	(232)	0	5,360	0	0	0	47	09/01/2050	1.A
3140X8-3F-2	FN FMS297 - RMBS		06/01/2022	Paydown		5,582	5,582	5,967	6,025	0	(443)	0	(443)	0	5,582	0	0	0	66	11/01/2050	1.A
3140X8-G6-8	FN FIM4720 - RMBS		06/01/2022	Paydown		15,041	15,041	16,070	16,167	0	(1,127)	0	(1,127)	0	15,041	0	0	0	186	10/01/2050	1.A
3140X8-JJ-7	FN FIM4764 - RMBS		06/01/2022	Paydown		15,167	15,167	15,819	15,791	0	(624)	0	(624)	0	15,167	0	0	0	118	11/01/2050	1.A
3140X8-UU-9	FN FMS094 - RMBS		06/01/2022	Paydown		33,683	33,683	36,004	36,881	0	(3,197)	0	(3,197)	0	33,683	0	0	0	476	06/01/2049	1.A
3140X8-WR-4	FN FMS155 - RMBS		06/01/2022	Paydown		1,285	1,285	1,336	1,334	0	(49)	0	(49)	0	1,285	0	0	0	11	12/01/2050	1.A
3140X8-Y6-8	FN FMS232 - RMBS		06/01/2022	Paydown		4,310	4,310	4,608	4,637	0	(327)	0	(327)	0	4,310	0	0	0	55	06/01/2050	1.A
3140X8-Y7-6	FN FMS233 - RMBS		06/01/2022	Paydown		4,263	4,263	4,543	4,538	0	(275)	0	(275)	0	4,263	0	0	0	51	11/01/2050	1.A
3140X8-YK-7	FN FMS213 - RMBS		06/01/2022	Paydown		4,714	4,714	4,906	4,899	0	(186)	0	(186)	0	4,714	0	0	0	39	12/01/2050	1.A
3140X9-AV-7	FN FMS419 - RMBS		06/01/2022	Paydown		2,576	2,576	2,692	2,689	0	(113)	0	(113)	0	2,576	0	0	0	22	01/01/2051	1.A
3140X9-JB-2	FN FMS657 - RMBS		06/01/2022	Paydown		985	985	1,050	1,057	0	(72)	0	(72)	0	985	0	0	0	12	12/01/2050	1.A
3140X9-LJ-2	FN FMS984 - RMBS		06/01/2022	Paydown		22,067	22,067	22,798	22,772	0	(705)	0	(705)	0	22,067	0	0	0	188	02/01/2051	1.A
3140X9-WD-3	FN FIM043 - RMBS		06/01/2022	Paydown		26,354	26,354	28,079	28,551	0	(2,198)	0	(2,198)	0	26,354	0	0	0	374	06/01/2049	1.A
3140XB-QD-5	FN FIM7651 - RMBS		06/01/2022	Paydown		17,991	17,991	18,449	0	0	(458)	0	(458)	0	17,991	0	0	0	67	09/01/2049	1.A

STATEMENT AS OF JUNE 30, 2022 OF THE Humana Health Plan of Ohio Inc.

SCHEDULE D - PART 4

Show All Long-Term Bonds and Stock Sold, Redeemed or Otherwise Disposed of During the Current Quarter

1	2	3	4	5	6	7	8	9	10	Change In Book/Adjusted Carrying Value					16	17	18	19	20	21	22		
										11	12	13	14	15									
CUSIP Ident-ification	Description	For- eign	Disposal Date	Name of Purchaser	Number of Shares of Stock	Consid- eration	Par Value	Actual Cost	Prior Year Book/ Adjusted Carrying Value	Unrealized Valuation Increase/ (Decrease)	Current Year's (Amor- tization)/ Accretion	Current Year's Other Than Temporary Impairment Recogn- ized	Total Change in Book/ Adjusted Carrying Value (11 + 12 - 13)	Total Foreign Exchange Change in Book /Adjusted Carrying Value	Book/ Adjusted Carrying Value at Disposal Date	Foreign Exchange Gain (Loss) on Disposal	Realized Gain (Loss) on Disposal	Total Gain (Loss) on Disposal	Bond Interest/ Stock Dividends Received During Year	Stated Con- tractual Maturity Date	NAIC Desig- nation, NAIC Desig- nation Modifier and SVO Admini- strative Symbol		
3140XB-X7-0	FN FM7901 - RMBS		06/01/2022	Paydown		1,770	1,770	1,852	1,850	0	(80)	0	(80)	0	1,770	0	0	0	0	20	07/01/2051	1.A	
3140XC-4Z-8	FN FM8939 - RMBS		06/01/2022	Paydown		4,983	4,983	5,030	5,029	0	(46)	0	(46)	0	4,983	0	0	0	0	42	10/01/2051	1.A	
3140XC-YX-0	FN FM8825 - RMBS		06/01/2022	Paydown		2,600	2,600	2,643	2,642	0	(42)	0	(42)	0	2,600	0	0	0	0	22	09/01/2051	1.A	
3140XD-2J-4	FN FM9776 - RMBS		06/01/2022	Paydown		26,326	26,326	27,033	27,033	0	(708)	0	(708)	0	26,326	0	0	0	0	272	11/01/2051	1.A	
3140XF-H3-8	FN FS0249 - RMBS		06/01/2022	Paydown		16,425	16,425	17,082	17,082	0	(657)	0	(657)	0	16,425	0	0	0	0	139	01/01/2052	1.A	
3140XF-H5-3	FN FS0251 - RMBS		06/01/2022	Paydown		33,874	33,874	35,112	35,112	0	(1,239)	0	(1,239)	0	33,874	0	0	0	0	341	01/01/2052	1.A	
3140XF-HY-0	FN FS0246 - RMBS		06/01/2022	Paydown		578	578	603	603	0	(25)	0	(25)	0	578	0	0	0	0	6	01/01/2052	1.A	
3140XF-LL-3	FN FS0330 - RMBS		06/01/2022	Paydown		8,645	8,645	8,938	8,938	0	(293)	0	(293)	0	8,645	0	0	0	0	85	01/01/2052	1.A	
3140XG-7F-0	FN FS1793 - RMBS		06/01/2022	Paydown		5,562	5,562	5,591	5,591	0	(29)	0	(29)	0	5,562	0	0	0	0	19	05/01/2052	1.A	
3140XG-VJ-5	FN FS1516 - RMBS		06/01/2022	Paydown		1,120	1,120	1,119	1,119	0	1	0	1	0	1,120	0	0	0	0	4	05/01/2052	1.A	
3140XG-ZA-0	FN FS1636 - RMBS		06/01/2022	Paydown		1,195	1,195	1,198	1,198	0	(3)	0	(3)	0	1,195	0	0	0	0	4	04/01/2052	1.A	
31418C-MG-6	FN MA3058 - RMBS		06/01/2022	Paydown		20,572	20,572	22,239	22,845	0	(2,273)	0	(2,273)	0	20,572	0	0	0	0	328	07/01/2047	1.A	
31418D-HL-9	FN MA3834 - RMBS		06/01/2022	Paydown		4,306	4,306	4,499	4,572	0	(266)	0	(266)	0	4,306	0	0	0	0	52	11/01/2049	1.A	
31418D-MD-1	FN MA3955 - RMBS		06/01/2022	Paydown		7,727	7,727	8,068	8,260	0	(532)	0	(532)	0	7,727	0	0	0	0	79	03/01/2035	1.A	
31418D-XG-2	FN MA4278 - RMBS		06/01/2022	Paydown		11,203	11,203	11,450	11,450	0	(247)	0	(247)	0	11,203	0	0	0	0	70	03/01/2036	1.A	
31418D-XH-0	FN MA4279 - RMBS		06/01/2022	Paydown		3,347	3,347	3,498	3,492	0	(145)	0	(145)	0	3,347	0	0	0	0	28	03/01/2036	1.A	
35563P-LH-0	SCRT 2019-3 MA - CMO/RMBS		06/01/2022	Paydown		5,015	5,015	5,242	5,208	0	(193)	0	(193)	0	5,015	0	0	0	0	71	10/25/2058	1.A	
35563P-ML-0	SCRT 2019-4 MA - CMO/RMBS		06/01/2022	Paydown		3,281	3,281	3,353	3,342	0	(61)	0	(61)	0	3,281	0	0	0	0	41	02/25/2059	1.A	
0909999999 Subtotal - Bonds - U.S. Special Revenues						642,072	642,072	673,691	514,342	0	(33,393)	0	(33,393)	0	642,072	0	0	0	0	6,701	XXX	XXX	
056054-AA-7	BX 2019-XL A - CMB		06/15/2022	Paydown		15,132	15,132	15,132	15,132	0	0	0	0	0	15,132	0	0	0	0	66	10/15/2036	1.A FE	
056057-AA-0	BX 2018-B10A A - CMB		05/16/2022	Paydown		181,760	181,760	181,788	181,766	0	(6)	0	(6)	0	181,760	0	0	0	0	718	03/16/2037	1.A FE	
05608W-AA-2	BX 2021-SOAR A - CMB		06/15/2022	Paydown		1,241	1,241	1,241	1,241	0	0	0	0	0	1,241	0	0	0	0	7	06/15/2038	1.A FE	
05610H-AA-1	BX 22LP2 A - CMB		06/15/2022	Paydown		13,897	13,897	13,837	13,837	0	59	0	59	0	13,897	0	0	0	0	45	02/15/2027	1.A FE	
05946X-BV-4	BAFC 2003-1 A1 - CMO/RMBS		06/01/2022	Paydown		7	7	7	7	0	0	0	0	0	7	0	0	0	0	0	05/20/2033	1.D FE	
302987-AE-2	FRESB 2020-SB70 A1H - CMB		06/01/2022	Paydown		129	129	129	128	0	1	0	1	0	129	0	0	0	0	1	10/25/2039	2.C FE	
33852J-AE-8	FSMT 217 A5 - CMO/RMBS		06/25/2022	Paydown		3,044	3,044	3,107	3,106	0	(62)	0	(62)	0	3,044	0	0	0	0	31	08/25/2051	1.A FE	
36262W-AJ-5	GSMB 21PJ8 A8 - CMO/RMBS		06/01/2022	Paydown		1,952	1,952	1,998	1,998	0	(45)	0	(45)	0	1,952	0	0	0	0	21	01/25/2052	1.A FE	
46590M-AQ-3	JPMCC 2016-JP2 A3 - CMB		04/01/2022	Paydown		10,204	10,204	10,737	10,671	0	(468)	0	(468)	0	10,204	0	0	0	0	88	08/17/2049	1.A FE	
46592W-AF-3	JPMIT 2112 A4 - CMO/RMBS		06/01/2022	Paydown		11,957	11,957	12,157	12,155	0	(198)	0	(198)	0	11,957	0	0	0	0	120	02/25/2052	1.A FE	
46653X-AE-0	JPMIT 2021-INV5 A2A - CMO/RMBS		06/01/2022	Paydown		6,017	6,017	6,085	6,085	0	(68)	0	(68)	0	6,017	0	0	0	0	62	12/26/2051	1.A FE	
46654W-AH-4	JPMIT 221 A4 - CMO/RMBS		06/01/2022	Paydown		2,770	2,770	2,745	2,745	0	25	0	25	0	2,770	0	0	0	0	23	07/25/2052	1.A FE	
61772C-AH-4	MSRM 213 A4 - CMO/RMBS		06/01/2022	Paydown		3,545	3,545	3,618	3,617	0	(72)	0	(72)	0	3,545	0	0	0	0	40	06/25/2051	1.A FE	
63941K-AA-3	NAVSL 2020-C A1 - ABS		05/16/2022	Paydown		7,443	7,443	7,443	7,443	0	0	0	0	0	7,443	0	0	0	0	26	11/15/2068	1.A FE	
63942C-AA-0	NAVSL 2021-D A - ABS		06/15/2022	Paydown		7,715	7,715	7,715	7,715	0	0	0	0	0	7,715	0	0	0	0	43	04/15/2060	1.A FE	
63942E-AA-6	NAVSL 2021-E A - ABS		06/15/2022	Paydown		5,135	5,135	5,134	5,134	0	1	0	1	0	5,135	0	0	0	0	20	12/16/2069	1.A FE	
64034Q-AA-6	NSLT 2021-B AFL - ABS		06/21/2022	Paydown		7,466	7,466	7,466	7,466	0	0	0	0	0	7,466	0	0	0	0	33	04/20/2062	1.A FE	
64034Q-AB-4	NSLT 2021-B AFX - ABS		06/20/2022	Paydown		7,466	7,466	7,465	7,465	0	1	0	1	0	7,466	0	0	0	0	43	04/20/2062	1.A FE	
64035D-AA-4	NSLT 21A A1 - ABS		06/21/2022	Paydown		9,494	9,494	9,485	9,551	0	(57)	0	(57)	0	9,494	0	0	0	0	43	04/20/2062	1.A FE	
64035D-AD-8	NSLT 21A AP2 - ABS		06/20/2022	Paydown		6,063	6,063	6,055	6,055	0	7	0	7	0	6,063	0	0	0	0	33	04/20/2062	1.A FE	
74936R-AE-4	RCKT 212 A5 - CMO/RMBS		06/01/2022	Paydown		2,213	2,213	2,260	2,259	0	(46)	0	(46)	0	2,213	0	0	0	0	21	06/25/2051	1.A FE	
78449F-AC-5	SMB 2016-A A2B - ABS		06/15/2022	Paydown		15,639	15,639	15,692	15,766	0	(127)	0	(127)	0	15,639	0	0	0	0	115	05/15/2031	1.A FE	
1109999999 Subtotal - Bonds - Industrial and Miscellaneous (Unaffiliated)						320,288	320,288	321,297	304,760	0	(1,055)	0	(1,055)	0	320,288	0	0	0	0	1,599	XXX	XXX	
2509999997. Total - Bonds - Part 4						5,815,360	5,815,360	5,843,257	5,670,925	0	(33,270)	0	(33,270)	0	5,815,360	0	0	0	0	11,334	XXX	XXX	
2509999998. Total - Bonds - Part 5						XXX	XXX	XXX	XXX	XXX	XXX	XXX	XXX	XXX	XXX	XXX	XXX	XXX	XXX	XXX	XXX	XXX	
2509999999. Total - Bonds						5,815,360	5,815,360	5,843,257	5,670,925	0	(33,270)	0	(33,270)	0	5,815,360	0	0	0	0	11,334	XXX	XXX	
4509999997. Total - Preferred Stocks - Part 4						0	XXX	0	0	0	0	0	0	0	0	0	0	0	0	0	0	XXX	XXX
4509999998. Total - Preferred Stocks - Part 5						XXX	XXX	XXX	XXX	XXX	XXX	XXX	XXX	XXX	XXX	XXX	XXX	XXX	XXX	XXX	XXX	XXX	XXX
4509999999. Total - Preferred Stocks						0	XXX	0	0	0	0	0	0	0	0	0	0	0	0	0	0	XXX	XXX
5989999997. Total - Common Stocks - Part 4						0	XXX	0	0	0	0	0	0	0	0	0	0	0	0	0	0	XXX	XXX
5989999998. Total - Common Stocks - Part 5						XXX	XXX	XXX	XXX	XXX	XXX	XXX	XXX	XXX	XXX	XXX	XXX	XXX	XXX	XXX	XXX	XXX	XXX

SCHEDULE D - PART 4

Show All Long-Term Bonds and Stock Sold, Redeemed or Otherwise Disposed of During the Current Quarter

1	2	3	4	5	6	7	8	9	10	Change In Book/Adjusted Carrying Value					16	17	18	19	20	21	22
										11	12	13	14	15							
CUSIP Ident- ification	Description	For- eign	Disposal Date	Name of Purchaser	Number of Shares of Stock	Consid- eration	Par Value	Actual Cost	Prior Year Book/ Adjusted Carrying Value	Unrealized Valuation Increase/ (Decrease)	Current Year's (Amor- tization)/ Accretion	Current Year's Other Than Temporary Impairment Recogn- ized	Total Change in Book/ Adjusted Carrying Value (11 + 12 - 13)	Total Foreign Exchange Change in Book /Adjusted Carrying Value	Book/ Adjusted Carrying Value at Disposal Date	Foreign Exchange Gain (Loss) on Disposal	Realized Gain (Loss) on Disposal	Total Gain (Loss) on Disposal	Bond Interest/ Stock Dividends Received During Year	Stated Con- tractual Maturity Date	NAIC Desig- nation, NAIC Desig- nation Modifier and SVO Admini- strative Symbol
5989999999. Total - Common Stocks						0	XXX	0	0	0	0	0	0	0	0	0	0	0	0	XXX	XXX
5999999999. Total - Preferred and Common Stocks						0	XXX	0	0	0	0	0	0	0	0	0	0	0	0	XXX	XXX
6009999999 - Totals						5,815,360	XXX	5,843,257	5,670,925	0	(33,270)	0	(33,270)	0	5,815,360	0	0	0	11,334	XXX	XXX

Schedule DB - Part A - Section 1 - Options, Caps, Floors, Collars, Swaps and Forwards Open
N O N E

Schedule DB - Part B - Section 1 - Futures Contracts Open
N O N E

Schedule DB - Part B - Section 1B - Brokers with whom cash deposits have been made
N O N E

Schedule DB - Part D - Section 1 - Counterparty Exposure for Derivative Instruments Open
N O N E

Schedule DB - Part D-Section 2 - Collateral for Derivative Instruments Open - Pledged By
N O N E

Schedule DB - Part D-Section 2 - Collateral for Derivative Instruments Open - Pledged To
N O N E

Schedule DB - Part E - Derivatives Hedging Variable Annuity Guarantees
N O N E

Schedule DL - Part 1 - Reinvested Collateral Assets Owned
N O N E

Schedule DL - Part 2 - Reinvested Collateral Assets Owned
N O N E

SCHEDULE E - PART 1 - CASH

Month End Depository Balances

1	2	3	4	5	Book Balance at End of Each Month During Current Quarter			9
					6	7	8	
					First Month	Second Month	Third Month	
Depository	Code	Rate of Interest	Amount of Interest Received During Current Quarter	Amount of Interest Accrued at Current Statement Date				*
JP Morgan Time Deposit New York, NY		0.660	3,399	0	7,781,760	4,445,589	9,647,272	XXX
US BANK St. Louis,MO		0.000	0	0	(270,896)	(440,729)	(357,122)	XXX
WELLS FARGO Atlanta, GA		0.000	0	0	(827)	(47)	(47)	XXX
JP MORGAN CHASE New York, NY		0.000	0	0	8,569	1,799	23,332	XXX
PNC BANK Louisville, KY		0.000	0	0	321,865	1,093,469	630,662	XXX
0199998. Deposits in ... 0 depositories that do not exceed the allowable limit in any one depository (See instructions) - Open Depositories	XXX	XXX	0	0	0	0	0	XXX
0199999. Totals - Open Depositories	XXX	XXX	3,399	0	7,840,472	5,100,081	9,944,097	XXX
0299998. Deposits in ... 0 depositories that do not exceed the allowable limit in any one depository (See instructions) - Suspended Depositories	XXX	XXX	0	0	0	0	0	XXX
0299999. Totals - Suspended Depositories	XXX	XXX	0	0	0	0	0	XXX
0399999. Total Cash on Deposit	XXX	XXX	3,399	0	7,840,472	5,100,081	9,944,097	XXX
0499999. Cash in Company's Office	XXX	XXX	XXX	XXX	0	0	0	XXX
0599999. Total - Cash	XXX	XXX	3,399	0	7,840,472	5,100,081	9,944,097	XXX

SCHEDULE E - PART 2 - CASH EQUIVALENTS

Show Investments Owned End of Current Quarter

[illegible]