



LIFE, ACCIDENT AND HEALTH COMPANIES/FRATERNAL BENEFIT SOCIETIES - ASSOCIATION EDITION

QUARTERLY STATEMENT
AS OF JUNE 30, 2022
OF THE CONDITION AND AFFAIRS OF THE
Optum Insurance of Ohio, Inc.

NAIC Group Code 0707 0707 NAIC Company Code 69847 Employer's ID Number 31-0828424
(Current) (Prior)
Organized under the Laws of Ohio, State of Domicile or Port of Entry OH
Country of Domicile United States of America
Licensed as business type: Life, Accident and Health [X] Fraternal Benefit Societies []
Incorporated/Organized 10/19/1948 Commenced Business 12/05/1978
Statutory Home Office 50 W. Broad Street, Suite 1800 Columbus, OH, US 43215
(Street and Number) (City or Town, State, Country and Zip Code)
Main Administrative Office 9800 Health Care Lane; MS: MN006-W500
(Street and Number) 952-251-9723
Minnetonka, MN, US 55343 (Area Code) (Telephone Number)
(City or Town, State, Country and Zip Code)
Mail Address 9800 Health Care Lane; MS: MN006-W500 Minnetonka, MN, US 55343
(Street and Number or P.O. Box) (City or Town, State, Country and Zip Code)
Primary Location of Books and Records 9800 Health Care Lane; MS: MN006-W500
(Street and Number) 952-251-9723
Minnetonka, MN, US 55343 (Area Code) (Telephone Number)
(City or Town, State, Country and Zip Code)
Internet Website Address www.optumrx.com
Statutory Statement Contact Micah Forrest Wenck 952-251-9723
(Name) (Area Code) (Telephone Number)
oloh.mailbox@optum.com 952-931-4851
(E-mail Address) (FAX Number)

OFFICERS

Chief Executive Officer and President Heather Rachelle Cianfrocco Treasurer Peter Marshall Gill
Secretary Karen Elizabeth Bohmer Chief Financial Officer Kathryn Eve Carey #

OTHER

Nyle Brent Cottingham, Vice President Heather Anastasia Lang, Assistant Secretary David John Oberg, Assistant Secretary

DIRECTORS OR TRUSTEES

Kathryn Eve Carey # Heather Rachelle Cianfrocco Elizabeth Fulton Erickson
Eileen Ruth Nelson

State of Minnesota State of Minnesota State of Minnesota
County of Hennepin County of Hennepin County of Hennepin



The officers of this reporting entity being duly sworn, each depose and say that they are the described officers of said reporting entity, and that on the reporting period stated above, all of the herein described assets were the absolute property of the said reporting entity, free and clear from any liens or claims thereon, except as herein stated, and that this statement, together with related exhibits, schedules and explanations therein contained, annexed or referred to, is a full and true statement of all the assets and liabilities and of the condition and affairs of the said reporting entity as of the reporting period stated above, and of its income and deductions therefrom for the period ended, and have been completed in accordance with the NAIC Annual Statement Instructions and Accounting Practices and Procedures manual except to the extent that (1) state law may differ; or, (2) that state rules or regulations require differences in reporting not related to accounting practices and procedures, according to the best of their information, knowledge and belief, respectively. Furthermore, the scope of this attestation by the described officers also includes the related corresponding electronic filing with the NAIC, when required, that is an exact copy (except for formatting differences due to electronic filing) of the enclosed statement. The electronic filing may be requested by various regulators in lieu of or in addition to the enclosed statement.

Peter Marshall Gill Heather Rachelle Cianfrocco Kathryn Eve Carey
Treasurer Chief Executive Officer, President Chief Financial Officer

Subscribed and sworn to before me this 20 day of July, 2022
Vanessa
Subscribed and sworn to before me this 27 day of July, 2022
Felicia
Subscribed and sworn to before me this 28 day of July, 2022
Felicia



- a. Is this an original filing? Yes [X] No []
b. If no,
1. State the amendment number.
2. Date filed.
3. Number of pages attached.



ASSETS

	Current Statement Date			4 December 31 Prior Year Net Admitted Assets
	1 Assets	2 Nonadmitted Assets	3 Net Admitted Assets (Cols. 1 - 2)	
1. Bonds	2,235,421	0	2,235,421	2,245,178
2. Stocks:				
2.1 Preferred stocks	0	0	0	0
2.2 Common stocks	0	0	0	0
3. Mortgage loans on real estate:				
3.1 First liens	0	0	0	0
3.2 Other than first liens	0	0	0	0
4. Real estate:				
4.1 Properties occupied by the company (less \$0 encumbrances)	0	0	0	0
4.2 Properties held for the production of income (less \$0 encumbrances)	0	0	0	0
4.3 Properties held for sale (less \$0 encumbrances)	0	0	0	0
5. Cash (\$56,070,592), cash equivalents (\$916,208) and short-term investments (\$0)	56,986,800	0	56,986,800	89,028,276
6. Contract loans (including \$0 premium notes)	0	0	0	0
7. Derivatives	0	0	0	0
8. Other invested assets	0	0	0	0
9. Receivables for securities	0	0	0	0
10. Securities lending reinvested collateral assets	0	0	0	0
11. Aggregate write-ins for invested assets	0	0	0	0
12. Subtotals, cash and invested assets (Lines 1 to 11)	59,222,221	0	59,222,221	91,273,454
13. Title plants less \$0 charged off (for Title insurers only)	0	0	0	0
14. Investment income due and accrued	9,079	0	9,079	9,329
15. Premiums and considerations:				
15.1 Uncollected premiums and agents' balances in the course of collection	0	0	0	0
15.2 Deferred premiums, agents' balances and installments booked but deferred and not yet due (including \$0 earned but unbilled premiums)	0	0	0	0
15.3 Accrued retrospective premiums (\$0) and contracts subject to redetermination (\$0)	0	0	0	0
16. Reinsurance:				
16.1 Amounts recoverable from reinsurers	0	0	0	0
16.2 Funds held by or deposited with reinsured companies	0	0	0	0
16.3 Other amounts receivable under reinsurance contracts	0	0	0	0
17. Amounts receivable relating to uninsured plans	141,624,765	3,000	141,621,765	133,398,082
18.1 Current federal and foreign income tax recoverable and interest thereon	0	0	0	0
18.2 Net deferred tax asset	324,346	150,297	174,049	217,279
19. Guaranty funds receivable or on deposit	0	0	0	0
20. Electronic data processing equipment and software	0	0	0	0
21. Furniture and equipment, including health care delivery assets (\$0)	0	0	0	0
22. Net adjustment in assets and liabilities due to foreign exchange rates	0	0	0	0
23. Receivables from parent, subsidiaries and affiliates	33,808,709	0	33,808,709	26,649,691
24. Health care (\$0) and other amounts receivable	0	0	0	0
25. Aggregate write-ins for other than invested assets	110,955	0	110,955	120,768
26. Total assets excluding Separate Accounts, Segregated Accounts and Protected Cell Accounts (Lines 12 to 25)	235,100,075	153,297	234,946,778	251,668,603
27. From Separate Accounts, Segregated Accounts and Protected Cell Accounts	0	0	0	0
28. Total (Lines 26 and 27)	235,100,075	153,297	234,946,778	251,668,603
DETAILS OF WRITE-INS				
1101.				
1102.				
1103.				
1198. Summary of remaining write-ins for Line 11 from overflow page	0	0	0	0
1199. Totals (Lines 1101 through 1103 plus 1198)(Line 11 above)	0	0	0	0
2501. State Income Tax Recoverable	108,431	0	108,431	120,768
2502. Prepaid Premium Taxes	2,524	0	2,524	0
2503.				
2598. Summary of remaining write-ins for Line 25 from overflow page	0	0	0	0
2599. Totals (Lines 2501 through 2503 plus 2598)(Line 25 above)	110,955	0	110,955	120,768

LIABILITIES, SURPLUS AND OTHER FUNDS

	1 Current Statement Date	2 December 31 Prior Year
1. Aggregate reserve for life contracts \$0 less \$0 included in Line 6.3 (including \$0 Modco Reserve)	0	0
2. Aggregate reserve for accident and health contracts (including \$0 Modco Reserve)	0	0
3. Liability for deposit-type contracts (including \$0 Modco Reserve)	0	0
4. Contract claims:		
4.1 Life	0	0
4.2 Accident and health	0	0
5. Policyholders' dividends/refunds to members \$0 and coupons \$0 due and unpaid	0	0
6. Provision for policyholders' dividends, refunds to members and coupons payable in following calendar year - estimated amounts:		
6.1 Policyholders' dividends and refunds to members apportioned for payment (including \$0 Modco)	0	0
6.2 Policyholders' dividends and refunds to members not yet apportioned (including \$0 Modco)	0	0
6.3 Coupons and similar benefits (including \$0 Modco)	0	0
7. Amount provisionally held for deferred dividend policies not included in Line 6	0	0
8. Premiums and annuity considerations for life and accident and health contracts received in advance less \$0 discount; including \$0 accident and health premiums	0	0
9. Contract liabilities not included elsewhere:		
9.1 Surrender values on canceled contracts	0	0
9.2 Provision for experience rating refunds, including the liability of \$0 accident and health experience rating refunds of which \$0 is for medical loss ratio rebate per the Public Health Service Act	0	0
9.3 Other amounts payable on reinsurance, including \$0 assumed and \$0 ceded	0	0
9.4 Interest Maintenance Reserve	31,070	35,161
10. Commissions to agents due or accrued-life and annuity contracts \$0 , accident and health \$0 and deposit-type contract funds \$0	0	0
11. Commissions and expense allowances payable on reinsurance assumed	0	0
12. General expenses due or accrued	2,985,130	1,654,519
13. Transfers to Separate Accounts due or accrued (net) (including \$0 accrued for expense allowances recognized in reserves, net of reinsured allowances)	0	0
14. Taxes, licenses and fees due or accrued, excluding federal income taxes	0	0
15.1 Current federal and foreign income taxes, including \$0 on realized capital gains (losses)	142,847	33,018
15.2 Net deferred tax liability	0	0
16. Unearned investment income	0	0
17. Amounts withheld or retained by reporting entity as agent or trustee	0	0
18. Amounts held for agents' account, including \$0 agents' credit balances	0	0
19. Remittances and items not allocated	0	0
20. Net adjustment in assets and liabilities due to foreign exchange rates	0	0
21. Liability for benefits for employees and agents if not included above	0	0
22. Borrowed money \$0 and interest thereon \$0	0	0
23. Dividends to stockholders declared and unpaid	0	0
24. Miscellaneous liabilities:		
24.01 Asset valuation reserve	0	0
24.02 Reinsurance in unauthorized and certified (\$0) companies	0	0
24.03 Funds held under reinsurance treaties with unauthorized and certified (\$0) reinsurers	0	0
24.04 Payable to parent, subsidiaries and affiliates	0	0
24.05 Drafts outstanding	0	0
24.06 Liability for amounts held under uninsured plans	178,179,693	210,375,431
24.07 Funds held under coinsurance	0	0
24.08 Derivatives	0	0
24.09 Payable for securities	0	0
24.10 Payable for securities lending	0	0
24.11 Capital notes \$0 and interest thereon \$0	0	0
25. Aggregate write-ins for liabilities	62,432	61,084
26. Total liabilities excluding Separate Accounts business (Lines 1 to 25)	181,401,172	212,159,213
27. From Separate Accounts Statement	0	0
28. Total liabilities (Lines 26 and 27)	181,401,172	212,159,213
29. Common capital stock	2,727,274	2,727,274
30. Preferred capital stock	0	0
31. Aggregate write-ins for other than special surplus funds	0	0
32. Surplus notes	0	0
33. Gross paid in and contributed surplus	4,990,293	4,990,293
34. Aggregate write-ins for special surplus funds	0	0
35. Unassigned funds (surplus)	45,828,039	31,791,823
36. Less treasury stock, at cost:		
36.10 shares common (value included in Line 29 \$0)	0	0
36.20 shares preferred (value included in Line 30 \$0)	0	0
37. Surplus (Total Lines 31+32+33+34+35-36) (including \$0 in Separate Accounts Statement)	50,818,332	36,782,116
38. Totals of Lines 29, 30 and 37	53,545,606	39,509,390
39. Totals of Lines 28 and 38 (Page 2, Line 28, Col. 3)	234,946,778	251,668,603
DETAILS OF WRITE-INS		
2501. Unclaimed Property	62,432	61,084
2502.		
2503.		
2598. Summary of remaining write-ins for Line 25 from overflow page	0	0
2599. Totals (Lines 2501 through 2503 plus 2598)(Line 25 above)	62,432	61,084
3101.		
3102.		
3103.		
3198. Summary of remaining write-ins for Line 31 from overflow page	0	0
3199. Totals (Lines 3101 through 3103 plus 3198)(Line 31 above)	0	0
3401.		
3402.		
3403.		
3498. Summary of remaining write-ins for Line 34 from overflow page	0	0
3499. Totals (Lines 3401 through 3403 plus 3498)(Line 34 above)	0	0

SUMMARY OF OPERATIONS

	1	2	3
	Current Year To Date	Prior Year To Date	Prior Year Ended December 31
1. Premiums and annuity considerations for life and accident and health contracts	0	0	0
2. Considerations for supplementary contracts with life contingencies	0	0	0
3. Net investment income	7,783	17,786	16,492
4. Amortization of Interest Maintenance Reserve (IMR)	4,091	5,010	10,019
5. Separate Accounts net gain from operations excluding unrealized gains or losses	0	0	0
6. Commissions and expense allowances on reinsurance ceded	10,903	11,521	22,509
7. Reserve adjustments on reinsurance ceded	0	0	0
8. Miscellaneous Income:			
8.1 Income from fees associated with investment management, administration and contract guarantees from Separate Accounts	0	0	0
8.2 Charges and fees for deposit-type contracts	0	0	0
8.3 Aggregate write-ins for miscellaneous income	27,795,914	26,783,175	53,945,389
9. Totals (Lines 1 to 8.3)	27,818,691	26,817,492	53,994,409
10. Death benefits	0	0	0
11. Matured endowments (excluding guaranteed annual pure endowments)	0	0	0
12. Annuity benefits	0	0	0
13. Disability benefits and benefits under accident and health contracts	0	0	0
14. Coupons, guaranteed annual pure endowments and similar benefits	0	0	0
15. Surrender benefits and withdrawals for life contracts	0	0	0
16. Group conversions	0	0	0
17. Interest and adjustments on contract or deposit-type contract funds	0	0	0
18. Payments on supplementary contracts with life contingencies	0	0	0
19. Increase in aggregate reserves for life and accident and health contracts	0	0	0
20. Totals (Lines 10 to 19)	0	0	0
21. Commissions on premiums, annuity considerations, and deposit-type contract funds (direct business only)	10,903	11,521	22,509
22. Commissions and expense allowances on reinsurance assumed	0	0	0
23. General insurance expenses and fraternal expenses	9,828,881	9,583,838	19,212,196
24. Insurance taxes, licenses and fees, excluding federal income taxes	253,327	288,661	347,680
25. Increase in loading on deferred and uncollected premiums	0	0	0
26. Net transfers to or (from) Separate Accounts net of reinsurance	0	0	0
27. Aggregate write-ins for deductions	0	168	168
28. Totals (Lines 20 to 27)	10,093,111	9,884,188	19,582,553
29. Net gain from operations before dividends to policyholders and federal income taxes (Line 9 minus Line 28)	17,725,580	16,933,304	34,411,856
30. Dividends to policyholders and refunds to members	0	0	0
31. Net gain from operations after dividends to policyholders, refunds to members and before federal income taxes (Line 29 minus Line 30)	17,725,580	16,933,304	34,411,856
32. Federal and foreign income taxes incurred (excluding tax on capital gains)	3,686,829	3,520,258	7,155,020
33. Net gain from operations after dividends to policyholders, refunds to members and federal income taxes and before realized capital gains or (losses) (Line 31 minus Line 32)	14,038,751	13,413,046	27,256,836
34. Net realized capital gains (losses) (excluding gains (losses) transferred to the IMR) less capital gains tax of \$0 (excluding taxes of \$0 transferred to the IMR)	0	0	0
35. Net income (Line 33 plus Line 34)	14,038,751	13,413,046	27,256,836
CAPITAL AND SURPLUS ACCOUNT			
36. Capital and surplus, December 31, prior year	39,509,390	67,209,398	67,209,398
37. Net income (Line 35)	14,038,751	13,413,046	27,256,836
38. Change in net unrealized capital gains (losses) less capital gains tax of \$0	0	0	0
39. Change in net unrealized foreign exchange capital gain (loss)	0	0	0
40. Change in net deferred income tax	(43,230)	(46,156)	(80,840)
41. Change in nonadmitted assets	40,695	54,628	123,996
42. Change in liability for reinsurance in unauthorized and certified companies	0	0	0
43. Change in reserve on account of change in valuation basis, (increase) or decrease	0	0	0
44. Change in asset valuation reserve	0	0	0
45. Change in treasury stock	0	0	0
46. Surplus (contributed to) withdrawn from Separate Accounts during period	0	0	0
47. Other changes in surplus in Separate Accounts Statement	0	0	0
48. Change in surplus notes	0	0	0
49. Cumulative effect of changes in accounting principles	0	0	0
50. Capital changes:			
50.1 Paid in	0	0	0
50.2 Transferred from surplus (Stock Dividend)	0	0	0
50.3 Transferred to surplus	0	0	0
51. Surplus adjustment:			
51.1 Paid in	0	0	0
51.2 Transferred to capital (Stock Dividend)	0	0	0
51.3 Transferred from capital	0	0	0
51.4 Change in surplus as a result of reinsurance	0	0	0
52. Dividends to stockholders	0	0	(55,000,000)
53. Aggregate write-ins for gains and losses in surplus	0	0	0
54. Net change in capital and surplus for the year (Lines 37 through 53)	14,036,216	13,421,518	(27,700,008)
55. Capital and surplus, as of statement date (Lines 36 + 54)	53,545,606	80,630,916	39,509,390
DETAILS OF WRITE-INS			
08.301. Service Fee Revenue	27,795,914	26,783,175	53,945,389
08.302.			
08.303.			
08.398. Summary of remaining write-ins for Line 8.3 from overflow page	0	0	0
08.399. Totals (Lines 08.301 through 08.303 plus 08.398) (Line 8.3 above)	27,795,914	26,783,175	53,945,389
2701. Fines and Penalties	0	168	168
2702.			
2703.			
2798. Summary of remaining write-ins for Line 27 from overflow page	0	0	0
2799. Totals (Lines 2701 through 2703 plus 2798)(Line 27 above)	0	168	168
5301.			
5302.			
5303.			
5398. Summary of remaining write-ins for Line 53 from overflow page	0	0	0
5399. Totals (Lines 5301 through 5303 plus 5398)(Line 53 above)	0	0	0

CASH FLOW

	1 Current Year To Date	2 Prior Year To Date	3 Prior Year Ended December 31
Cash from Operations			
1. Premiums collected net of reinsurance	0	0	0
2. Net investment income	21,894	29,142	54,672
3. Miscellaneous income	27,806,817	26,794,696	53,967,898
4. Total (Lines 1 to 3)	27,828,711	26,823,838	54,022,570
5. Benefit and loss related payments	0	0	0
6. Net transfers to Separate Accounts, Segregated Accounts and Protected Cell Accounts	0	0	0
7. Commissions, expenses paid and aggregate write-ins for deductions	49,152,455	86,413,601	49,897,127
8. Dividends paid to policyholders	0	0	0
9. Federal and foreign income taxes paid (recovered) net of \$0 tax on capital gains (losses)	3,577,000	3,529,001	7,227,218
10. Total (Lines 5 through 9)	52,729,455	89,942,602	57,124,345
11. Net cash from operations (Line 4 minus Line 10)	(24,900,744)	(63,118,764)	(3,101,775)
Cash from Investments			
12. Proceeds from investments sold, matured or repaid:			
12.1 Bonds	205,000	100,000	2,245,000
12.2 Stocks	0	0	0
12.3 Mortgage loans	0	0	0
12.4 Real estate	0	0	0
12.5 Other invested assets	0	0	0
12.6 Net gains or (losses) on cash, cash equivalents and short-term investments	0	0	0
12.7 Miscellaneous proceeds	0	0	0
12.8 Total investment proceeds (Lines 12.1 to 12.7)	205,000	100,000	2,245,000
13. Cost of investments acquired (long-term only):			
13.1 Bonds	209,036	111,940	1,824,350
13.2 Stocks	0	0	0
13.3 Mortgage loans	0	0	0
13.4 Real estate	0	0	0
13.5 Other invested assets	0	0	0
13.6 Miscellaneous applications	0	0	0
13.7 Total investments acquired (Lines 13.1 to 13.6)	209,036	111,940	1,824,350
14. Net increase (or decrease) in contract loans and premium notes	0	0	0
15. Net cash from investments (Line 12.8 minus Line 13.7 and Line 14)	(4,036)	(11,940)	420,650
Cash from Financing and Miscellaneous Sources			
16. Cash provided (applied):			
16.1 Surplus notes, capital notes	0	0	0
16.2 Capital and paid in surplus, less treasury stock	0	0	0
16.3 Borrowed funds	0	0	0
16.4 Net deposits on deposit-type contracts and other insurance liabilities	0	0	0
16.5 Dividends to stockholders	0	0	55,000,000
16.6 Other cash provided (applied)	(7,136,696)	(150,170,736)	(155,759,855)
17. Net cash from financing and miscellaneous sources (Line 16.1 through Line 16.4 minus Line 16.5 plus Line 16.6)	(7,136,696)	(150,170,736)	(210,759,855)
RECONCILIATION OF CASH, CASH EQUIVALENTS AND SHORT-TERM INVESTMENTS			
18. Net change in cash, cash equivalents and short-term investments (Line 11, plus Lines 15 and 17)	(32,041,476)	(213,301,440)	(213,440,980)
19. Cash, cash equivalents and short-term investments:			
19.1 Beginning of year	89,028,276	302,469,256	302,469,256
19.2 End of period (Line 18 plus Line 19.1)	56,986,800	89,167,816	89,028,276

Note: Supplemental disclosures of cash flow information for non-cash transactions:

--	--	--	--

EXHIBIT 1

DIRECT PREMIUMS AND DEPOSIT-TYPE CONTRACTS			
	1 Current Year To Date	2 Prior Year To Date	3 Prior Year Ended December 31
1. Industrial life	0	0	0
2. Ordinary life insurance	248,430	267,684	516,909
3. Ordinary individual annuities	869	1,362	2,502
4. Credit life (group and individual)	0	0	0
5. Group life insurance	0	0	0
6. Group annuities	0	0	0
7. A & H - group	0	0	0
8. A & H - credit (group and individual)	0	0	0
9. A & H - other	181	181	363
10. Aggregate of all other lines of business	0	0	0
11. Subtotal (Lines 1 through 10)	249,480	269,227	519,774
12. Fraternal (Fraternal Benefit Societies Only)	0	0	0
13. Subtotal (Lines 11 through 12)	249,480	269,227	519,774
14. Deposit-type contracts	0	0	0
15. Total (Lines 13 and 14)	249,480	269,227	519,774
DETAILS OF WRITE-INS			
1001.			
1002.			
1003.			
1098. Summary of remaining write-ins for Line 10 from overflow page	0	0	0
1099. Totals (Lines 1001 through 1003 plus 1098)(Line 10 above)	0	0	0

NOTES TO FINANCIAL STATEMENTS

1. SUMMARY OF SIGNIFICANT ACCOUNTING POLICIES AND GOING CONCERN

A. Accounting Practices

Optum Insurance of Ohio, Inc. (the “Company”) is a wholly owned subsidiary of OptumRx PBM of Maryland, LLC with United Health Group Incorporated as its ultimate parent. The Company is licensed as a life, accident, and health insurer, in Ohio by the Ohio Department of Insurance (the “Department”) and is also licensed in 47 additional states and the District of Columbia. The Company offers life, annuity, and accident and health insurance products.

The statutory basis financial statements of the Company are presented on the basis of accounting practices prescribed or permitted by the Department.

The Department recognizes only statutory accounting practices prescribed or permitted by the State of Ohio (the “State”) for determining and reporting the financial condition and results of operations of a life, accident, and health insurer, for determining its solvency under Ohio Insurance Law. The State prescribes the use of the National Association of Insurance Commissioners’ (“NAIC”) Accounting Practices and Procedures manual (“NAIC SAP”) in effect for the accounting periods covered in the statutory basis financial statements.

No significant differences exist between the practices prescribed or permitted by the State and the NAIC SAP which materially affect the statutory basis net income and capital and surplus, as illustrated in the table below:

	SSAP #	F/S Page #	F/S Line #	June 30, 2022	December 31, 2021
Net Income					
(1) Company state basis (Page 4, Line 35, Columns 1 & 3)	XXX	XXX	XXX	\$ 14,038,751	\$ 27,256,836
(2) State prescribed practices that are an increase/(decrease) from NAIC SAP: Not Applicable				-	-
(3) State permitted practices that are an increase/(decrease) from NAIC SAP: Not Applicable				-	-
(4) NAIC SAP (1 - 2 - 3 = 4)	XXX	XXX	XXX	<u>\$ 14,038,751</u>	<u>\$ 27,256,836</u>
Capital and Surplus					
(5) Company state basis (Page 3, Line 38, Columns 1 & 2)	XXX	XXX	XXX	\$ 53,545,606	\$ 39,509,390
(6) State prescribed practices that are an increase/(decrease) from NAIC SAP: Not Applicable				-	-
(7) State permitted practices that are an increase/(decrease) from NAIC SAP: Not Applicable				-	-
(8) NAIC SAP (5 - 6 - 7 = 8)	XXX	XXX	XXX	<u>\$ 53,545,606</u>	<u>\$ 39,509,390</u>

B. Use of Estimates in the Preparation of the Statutory Basis Financial Statements

No significant change.

C. Accounting Policy

- (1) No significant change.
- (2) The Company does not have any mandatory convertible securities or Investment Analysis Office of the NAIC identified funds (i.e.: exchange traded funds or bond mutual funds) in its bond portfolio.
- (3–5) No significant change.
- (6) The Company has no loan-backed securities.
- (7-13) No significant change.

D. Going Concern

The Company has the ability and will continue to operate for a period of time sufficient to carry out its commitments, obligations and business objectives.

2. ACCOUNTING CHANGES AND CORRECTIONS OF ERRORS

No significant change.

3. BUSINESS COMBINATIONS AND GOODWILL

A–E. No significant change.

4. DISCONTINUED OPERATIONS

A. Discontinued Operation Disposed of or Classified as Held for Sale

(1–4) No significant change.

B. Change in Plan of Sale of Discontinued Operations — Not applicable.

C. Nature of any Significant Continuing Involvement with Discontinued Operations after Disposal — Not applicable.

D. Equity Interest Retained in the Discontinued Operation after Disposal — Not applicable.

5. INVESTMENTS

A. Mortgage Loans, including Mezzanine Real Estate Loans — Not applicable.

B. Debt Restructuring — Not applicable.

C. Reverse Mortgages — Not applicable.

D. Loan-Backed Securities

(1–5) Not applicable.

E. Dollar Repurchase Agreements and/or Securities Lending Transactions — Not applicable.

F. Repurchase Agreements Transactions Accounted for as Secured Borrowing — Not applicable.

G. Reverse Repurchase Agreements Transactions Accounted for as Secured Borrowing — Not applicable.

H. Repurchase Agreements Transactions Accounted for as a Sale — Not applicable.

I. Reverse Repurchase Agreements Transactions Accounted for as a Sale — Not applicable.

J. Real Estate — Not applicable.

K. Low-Income Housing Tax Credits — Not applicable.

L. Restricted Assets —

(1) Restricted assets, including pledged securities as of June 30, 2022 and December 31, 2021, are presented below:

Restricted Asset Category	Gross (Admitted & Nonadmitted) Restricted					Percentage					
	Current Year										
	1	2	3	4	5	6	7	8	9	10	11
	Total General Account (G/A)	G/A Supporting S/A Activity (a)	Total Separate Account (S/A) Restricted Assets	S/A Supporting G/A Activity (b)	Total (1 Plus 3)	Total from Prior Year	Increase/ (Decrease) (5 Minus 6)	Total Nonadmitted Restricted	Total Admitted Restricted (5 minus 8)	Gross (Admitted & Nonadmitted) Restricted to Total Assets (c)	Admitted Restricted to Total Admitted Assets (d)
a. Subject to contractual obligation for which liability is not shown	\$ -	\$ -	\$ -	\$ -	\$ -	\$ -	\$ -	\$ -	\$ -	0 %	0 %
b. Collateral held under security lending agreements	-	-	-	-	-	-	-	-	-	0 %	0 %
c. Subject to repurchase agreements	-	-	-	-	-	-	-	-	-	0 %	0 %
d. Subject to reverse repurchase agreements	-	-	-	-	-	-	-	-	-	0 %	0 %
e. Subject to dollar repurchase agreements	-	-	-	-	-	-	-	-	-	0 %	0 %
f. Subject to dollar reverse repurchase agreements	-	-	-	-	-	-	-	-	-	0 %	0 %
g. Placed under option contracts	-	-	-	-	-	-	-	-	-	0 %	0 %
h. Letter stock or securities restricted as to sale—excluding FHLB capital stock	-	-	-	-	-	-	-	-	-	0 %	0 %
i. FHLB capital stock	-	-	-	-	-	-	-	-	-	0 %	0 %
j. On deposit with states	3,151,630	-	-	-	3,151,630	2,935,181	216,449	-	3,151,630	1 %	1 %
k. On deposit with other regulatory bodies	-	-	-	-	-	-	-	-	-	0 %	0 %
l. Pledged as collateral to FHLB (including assets backing funding agreements)	-	-	-	-	-	-	-	-	-	0 %	0 %
m. Pledged as collateral not captured in other categories	-	-	-	-	-	-	-	-	-	0 %	0 %
n. Other restricted assets	-	-	-	-	-	-	-	-	-	0 %	0 %
o. Total restricted assets	\$ 3,151,630	\$ -	\$ -	\$ -	\$ 3,151,630	\$ 2,935,181	\$ 216,449	\$ -	\$ 3,151,630	1 %	1 %

(a) Subset of column 1

(b) Subset of column 3

(c) Column 5 divided by Asset Page, Column 1, Line 28

(d) Column 9 divided by Asset Page, Column 3, Line 28

(2–4) The Company has no assets pledged as collateral not captured in other categories and no other restricted assets as of June 30, 2022 or December 31, 2021.

M. Working Capital Finance Investments — Not applicable.

N. Offsetting and Netting of Assets and Liabilities

The Company does not have any offsetting or netting of assets and liabilities as it relates to derivatives, repurchase and reverse repurchase agreements, and securities borrowing and securities lending activities.

O. 5GI Securities

The Company does not have any investments with an NAIC designation of 5GI as of June 30, 2022 and December 31, 2021.

P. Short Sales — Not applicable.

Q. Prepayment Penalty and Acceleration Fees — Not applicable.

R. Reporting Entity’s Share of Cash Pool by Asset Type — Not applicable.

6. JOINT VENTURES, PARTNERSHIPS, AND LIMITED LIABILITY COMPANIES

A–B. No significant change.

7. INVESTMENT INCOME

A–B. No significant change.

8. DERIVATIVE INSTRUMENTS

A–B. Not applicable.

9. INCOME TAXES

A–I. No significant change.

10. INFORMATION CONCERNING PARENT, SUBSIDIARIES, AND AFFILIATES

A–O. Material Related Party Transactions

No significant change.

11. DEBT

A–B. The Company had no outstanding debt with third-parties or outstanding Federal Home Loan Bank agreements during 2022 and 2021.

12. RETIREMENT PLANS, DEFERRED COMPENSATION, POSTEMPLOYMENT BENEFITS AND COMPENSATED ABSENCES, AND OTHER POSTRETIREMENT BENEFIT PLANS

A–I. The Company has no defined benefit plans, defined contribution plans, multiemployer plans, consolidated/holding company plans, postemployment benefits, and compensated absences plans and is not impacted by the Medicare Modernization Act on postretirement benefits, since all personnel are employees of Optum Services, Inc., an affiliate, which is under common control with United Healthcare Services, Inc. which provides services to the Company under the terms of a management agreement.

13. CAPITAL AND SURPLUS, DIVIDEND RESTRICTIONS, AND QUASI-REORGANIZATIONS

A–M. No significant change.

14. LIABILITIES, CONTINGENCIES AND ASSESSMENTS

A–F. No significant change.

15. LEASES

A–B. No significant change.

16. INFORMATION ABOUT FINANCIAL INSTRUMENTS WITH OFF-BALANCE-SHEET RISK AND FINANCIAL INSTRUMENTS WITH CONCENTRATIONS OF CREDIT RISK

(1–4) No significant change.

17. SALE, TRANSFER, AND SERVICING OF FINANCIAL ASSETS AND EXTINGUISHMENTS OF LIABILITIES

A–C. The Company did not participate in any transfers of receivables, financial assets, or wash sales.

18. GAIN OR LOSS TO THE REPORTING ENTITY FROM UNINSURED PLANS AND THE UNINSURED PORTION OF PARTIALLY INSURED PLANS

A–B. No significant change.

C. Medicare or Other Similarly Structured Cost Based Reimbursement Contract

The Company offers to coordinate the Medicare Part D program benefits for employer groups on a self-insured basis. The Company recorded a payable in liability for amounts held under uninsured plans in the statutory basis statements of admitted assets, liabilities, and capital and surplus of \$110,711,613 and \$148,067,900 at June 30, 2022 and December 31, 2021, respectively, for the cost reimbursements under the Medicare Part D program for the catastrophic reinsurance, low-income subsidies, and Gap Discount that the Company has received that are due back to the self-insured employer groups.

The Company has also recorded a receivable and corresponding payable of \$37,615,026 and \$31,536,219 in amounts receivable relating to uninsured plans and liability for amounts held under insured plans in the statutory basis statements of admitted assets, liabilities, and capital and surplus as of June 30, 2022 and December 31, 2021, respectively for pharmacy rebates that the Pharmaceutical Benefit Manager (“PBM”) has collected that are due back to the Company and ultimately due back to the self-insured employer groups.

The Company has also recorded a receivable of \$104,006,739 and \$101,861,863 from the self-insured employer groups for amounts due related to the facilitation of the Medicare Part D benefits and for the reimbursement of the drug spend due back to the PBM in amounts receivable relating to uninsured plans in the statutory basis statements of admitted assets, liabilities, and capital and surplus as of June 30, 2022 and December 31, 2021, respectively. In addition, the Company has recorded a payable of \$29,853,054 and \$30,771,313 for amounts due back to the self-insured groups for pharmaceutical rebates that have been credited to the self-insured employer groups accounts that are in excess of amounts due for the facilitation services and drug spend reimbursement and for overpayments related to terminated groups in liability for amounts held under insured plans in the statutory basis statements of admitted assets, liabilities, and capital and surplus as of June 30, 2022 and December 31, 2021, respectively.

19. DIRECT PREMIUM WRITTEN/PRODUCED BY MANAGING GENERAL AGENTS/THIRD-PARTY ADMINISTRATORS

No significant change.

20. FAIR VALUE MEASUREMENTS

The NAIC SAP defines fair value, establishes a framework for measuring fair value, and outlines the disclosure requirements related to fair value measurements. The fair value hierarchy is as follows:

Level 1 — Quoted (unadjusted) prices for identical assets in active markets.

Level 2 — Other observable inputs, either directly or indirectly, including:

- Quoted prices for similar assets in active markets;
- Quoted prices for identical or similar assets in nonactive markets (few transactions, limited information, noncurrent prices, high variability over time, etc.);
- Inputs other than quoted prices that are observable for the asset (interest rates, yield curves, volatilities, default rates, etc.);
- Inputs that are derived principally from or corroborated by other observable market data.

Level 3 — Unobservable inputs that cannot be corroborated by observable market data.

The estimated fair values of bonds and cash equivalents are based on quoted market prices, where available. The Company obtains one price for each security primarily from a third-party pricing service ("pricing service"), which generally uses quoted prices or other observable inputs for the determination of fair value. The pricing service normally derives the security prices through recently reported trades for identical or similar securities, making adjustments through the reporting date based upon available observable market information. For securities not actively traded, the pricing service may use quoted market prices of comparable instruments or discounted cash flow analyses, incorporating inputs that are currently observable in the markets for similar securities. Inputs that are often used in the valuation methodologies include, but are not limited to, non-binding broker quotes, benchmark yields, credit spreads, default rates and prepayment speeds. As the Company is responsible for the determination of fair value, it performs quarterly analyses on the prices received from the pricing service to determine whether the prices are reasonable estimates of fair value. Specifically, the Company compares the prices received from the pricing service to a secondary pricing source; prices reported by its custodian, its investment consultant and third-party investment advisors. Additionally, the Company compares changes in the reported market values and returns to relevant market indices to test the reasonableness of the reported prices. The Company's internal price verification procedures and review of fair value methodology documentation provided by independent pricing services have not historically resulted in an adjustment in the prices obtained from the pricing service.

In instances in which the inputs used to measure fair value fall into different levels of the fair value hierarchy, the fair value measurement has been determined based on the lowest-level input that is significant to the fair value measurement in its entirety. The Company's assessment of the significance of a particular item to the fair value measurement in its entirety requires judgment, including the consideration of inputs specific to the asset or liability.

A. Fair Value

(1) Fair Value Measurements at Reporting Date

The following tables present information about the Company’s financial assets that are measured and reported at fair value at June 30, 2022 and December 31, 2021, in the statutory basis statements of admitted assets, liabilities, and capital and surplus according to the valuation techniques the Company used to determine their fair values:

Description for Each Class of Asset or Liability	June 30, 2022				Total
	(Level 1)	(Level 2)	(Level 3)	Net Asset Value (NAV)	
a. Assets at fair value:					
Perpetual preferred stock:					
Industrial and misc	\$ -	\$ -	\$ -	\$ -	\$ -
Parent, subsidiaries, and affiliates	-	-	-	-	-
Total perpetual preferred stocks	-	-	-	-	-
Bonds:					
U.S. governments	-	-	-	-	-
Industrial and misc	-	-	-	-	-
Hybrid securities	-	-	-	-	-
Parent, subsidiaries, and affiliates	-	-	-	-	-
Total bonds	-	-	-	-	-
Common stock:					
Industrial and misc	-	-	-	-	-
Parent, subsidiaries, and affiliates	-	-	-	-	-
Total common stock	-	-	-	-	-
Derivative assets:					
Interest rate contracts	-	-	-	-	-
Foreign exchange contracts	-	-	-	-	-
Credit contracts	-	-	-	-	-
Commodity futures contracts	-	-	-	-	-
Commodity forward contracts	-	-	-	-	-
Total derivatives	-	-	-	-	-
Money-market funds	916,208	-	-	-	916,208
Separate account assets	-	-	-	-	-
Total assets at fair value/NAV	\$ 916,208	\$ -	\$ -	\$ -	\$ 916,208
b. Liabilities at fair value:					
Derivative liabilities	\$ -	\$ -	\$ -	\$ -	\$ -
Total liabilities at fair value	\$ -	\$ -	\$ -	\$ -	\$ -

STATEMENT AS OF JUNE 30, 2022 OF THE Optum Insurance of Ohio, Inc.

Description for Each Class of Asset or Liability	December 31, 2021				
	(Level 1)	(Level 2)	(Level 3)	Net Asset Value (NAV)	Total
a. Assets at fair value:					
Perpetual preferred stock:					
Industrial and misc	\$ -	\$ -	\$ -	\$ -	\$ -
Parent, subsidiaries, and affiliates	-	-	-	-	-
Total perpetual preferred stocks	-	-	-	-	-
Bonds:					
U.S. governments	-	-	-	-	-
Industrial and misc	-	-	-	-	-
Hybrid securities	-	-	-	-	-
Parent, subsidiaries, and affiliates	-	-	-	-	-
Total bonds	-	-	-	-	-
Common stock:					
Industrial and misc	-	-	-	-	-
Parent, subsidiaries, and affiliates	-	-	-	-	-
Total common stock	-	-	-	-	-
Derivative assets:					
Interest rate contracts	-	-	-	-	-
Foreign exchange contracts	-	-	-	-	-
Credit contracts	-	-	-	-	-
Commodity futures contracts	-	-	-	-	-
Commodity forward contracts	-	-	-	-	-
Total derivatives	-	-	-	-	-
Money-market funds	690,003	-	-	-	690,003
Separate account assets	-	-	-	-	-
Total assets at fair value/NAV	\$ 690,003	\$ -	\$ -	\$ -	\$ 690,003
b. Liabilities at fair value:					
Derivative liabilities	\$ -	\$ -	\$ -	\$ -	\$ -
Total liabilities at fair value	\$ -	\$ -	\$ -	\$ -	\$ -

- (2) The Company does not have any financial assets with a fair value hierarchy of Level 3 that were measured and reported at fair value for the six months ended June 30, 2022 and the year ended December 31, 2021.
- (3) Transfers between fair value hierarchy levels, if any, are recorded as of the beginning of the reporting period in which the transfer occurs. There were no transfers between Levels 1, 2, or 3 of any financial assets or liabilities during the six months ended June 30, 2022 and the year ended December 31, 2021.
- (4) The Company has no investments reported with a fair value hierarchy of Level 2 or Level 3 as of June 30, 2022 and December 31, 2021 and therefore has no valuation technique to disclose.
- (5) The Company has no derivative assets and liabilities to disclose.

B. Fair Value Combination — Not applicable.

C. Aggregate Fair Value Hierarchy

The aggregate fair value by hierarchy of all financial instruments as of June 30, 2022 and December 31, 2021, is presented in the table below:

Type of Financial Instrument	June 30, 2022						
	Aggregate Fair Value	Admitted Assets	(Level 1)	(Level 2)	(Level 3)	Net Asset Value (NAV)	Not Practicable (Carrying Value)
U.S. government and agency securities	\$ 2,126,336	\$ 2,235,421	\$ 2,126,336	\$ -	\$ -	\$ -	\$ -
Cash equivalents	916,208	916,208	916,208	-	-	-	-
Total bonds and cash equivalents	\$ 3,042,545	\$ 3,151,630	\$ 3,042,545	\$ -	\$ -	\$ -	\$ -

Type of Financial Instrument	December 31, 2021						
	Aggregate Fair Value	Admitted Assets	(Level 1)	(Level 2)	(Level 3)	Net Asset Value (NAV)	Not Practicable (Carrying Value)
U.S. government and agency securities	\$ 2,234,593	\$ 2,245,178	\$ 2,234,593	\$ -	\$ -	\$ -	\$ -
Cash equivalents	690,003	690,003	690,003	-	-	-	-
Total bonds and cash equivalents	\$ 2,924,596	\$ 2,935,181	\$ 2,924,596	\$ -	\$ -	\$ -	\$ -

D. Not Practicable to Estimate Fair Value — Not applicable.

E. Investments Measured Using the NAV Practical Expedient — Not applicable.

21. OTHER ITEMS

COVID-19 Trends and Uncertainties

The COVID-19 pandemic continues to evolve and the ultimate overall impact to the Company's financial statements is uncertain and dependent on the future pacing, intensity and duration of the pandemic, the severity of new variants of the COVID-19 virus, the effectiveness and extent of administration of vaccination and treatments and general economic uncertainty.

A–I. No significant change.

22. EVENTS SUBSEQUENT

Subsequent events have been evaluated through August 11, 2022, which is the date these statutory basis financial statements were available for issuance.

TYPE I — Recognized Subsequent Events

Any material Type I events subsequent to June 30, 2022, have been recognized in the statutory basis financial statements and corresponding disclosures.

TYPE II — Non-Recognized Subsequent Events

There are no material non-recognized Type II events that require disclosure.

23. REINSURANCE

A–H. No significant change.

24. RETROSPECTIVELY RATED CONTRACTS AND CONTRACTS SUBJECT TO REDETERMINATION

A–C. The Company does not have any retrospectively rated contracts or contracts subject to redetermination as of June 30, 2022 or December 31, 2021.

D. The Company does not have any business subject to specific minimum loss ratio requirements as of June 30, 2022 and December 31, 2021.

E. Risk-Sharing Provisions of the Affordable Care Act

(1-5) The Company did not write accident and health premiums in 2022 and 2021 subject to the risk-sharing provisions of the Affordable Care Act.

25. CHANGE IN INCURRED LOSSES AND LOSS ADJUSTMENT EXPENSES

A–B. The Company has no net incurred losses or loss adjustment expenses as all losses and administrative activities are the responsibility of the unaffiliated reinsurer pursuant to the 100% coinsurance agreement.

26. INTERCOMPANY POOLING ARRANGEMENTS

A–G. No significant change.

27. STRUCTURED SETTLEMENTS

A–B. No significant change.

28. HEALTH CARE AND OTHER AMOUNTS RECEIVABLE

A–B. No significant change.

29. PARTICIPATING POLICIES — Not applicable.

30. PREMIUM DEFICIENCY RESERVES ("PDR")

The Company has not recorded any PDR as of June 30, 2022 and December 31, 2021. The analysis of PDR was completed as of June 30, 2022 and December 31, 2021. The Company does consider anticipated investment income when calculating the PDR.

The following table summarizes the Company’s PDR as of June 30, 2022 and December 31, 2021:

	June 30, 2022
1. Liability carried for premium deficiency reserves	\$ -
2. Date of the most recent evaluation of this liability	6/30/2022
3. Was anticipated investment income utilized in this calculation?	Yes <input checked="" type="checkbox"/> No <input type="checkbox"/>
	December 31, 2021
1. Liability carried for premium deficiency reserves	\$ -
2. Date of the most recent evaluation of this liability	12/31/2021
3. Was anticipated investment income utilized in this calculation?	Yes <input checked="" type="checkbox"/> No <input type="checkbox"/>
31. RESERVES FOR LIFE CONTRACTS AND ANNUITY CONTRACTS	
No significant change.	
32. ANALYSIS OF ANNUITY ACTUARIAL RESERVES AND DEPOSIT-TYPE LIABILITIES BY WITHDRAWAL CHARACTERISTICS	
A–D. No significant change.	
33. ANALYSIS OF LIFE ACTUARIAL RESERVES BY WITHDRAWAL CHARACTERISTICS	
A–F. No significant change.	
34. PREMIUMS AND ANNUITY CONSIDERATIONS DEFERRED AND UNCOLLECTED	
No significant change.	
35. SEPARATE ACCOUNTS	
A–C. Not applicable.	
36. LOSS/CLAIM ADJUSTMENT EXPENSES	
No significant change.	

GENERAL INTERROGATORIES

PART 1 - COMMON INTERROGATORIES

GENERAL

- 1.1

Did the reporting entity experience any material transactions requiring the filing of Disclosure of Material Transactions with the State of Domicile, as required by the Model Act?

Yes [☐] No [☒]
- 1.2

If yes, has the report been filed with the domiciliary state?

Yes [☐] No [☐]
- 2.1

Has any change been made during the year of this statement in the charter, by-laws, articles of incorporation, or deed of settlement of the reporting entity?

Yes [☐] No [☒]
- 2.2

If yes, date of change:
- 3.1

Is the reporting entity a member of an Insurance Holding Company System consisting of two or more affiliated persons, one or more of which is an insurer?

If yes, complete Schedule Y, Parts 1 and 1A.

Yes [☒] No [☐]
- 3.2

Have there been any substantial changes in the organizational chart since the prior quarter end?

Yes [☒] No [☐]
- 3.3

If the response to 3.2 is yes, provide a brief description of those changes.
April 20, 2022 – Collaborative Care Holdings, LLC acquired a grouping of companies which includes two insurance entities, Kelsey Care Administrators LLC and KS Plan Administrators, LLC.

June 15, 2022 – LifePrint Health, Inc. changed its name to Optum Health Networks, Inc.
- 3.4

Is the reporting entity publicly traded or a member of a publicly traded group?

Yes [☒] No [☐]
- 3.5

If the response to 3.4 is yes, provide the CIK (Central Index Key) code issued by the SEC for the entity/group.

0000731766
- 4.1

Has the reporting entity been a party to a merger or consolidation during the period covered by this statement?

Yes [☐] No [☒]
- 4.2

If yes, provide the name of the entity, NAIC Company Code, and state of domicile (use two letter state abbreviation) for any entity that has ceased to exist as a result of the merger or consolidation.

1	2	3
Name of Entity	NAIC Company Code	State of Domicile
5.

If the reporting entity is subject to a management agreement, including third-party administrator(s), managing general agent(s), attorney-in-fact, or similar agreement, have there been any significant changes regarding the terms of the agreement or principals involved?

If yes, attach an explanation.

Yes [☐] No [☒] N/A [☐]
- 6.1

State as of what date the latest financial examination of the reporting entity was made or is being made.

12/31/2016
- 6.2

State the as of date that the latest financial examination report became available from either the state of domicile or the reporting entity. This date should be the date of the examined balance sheet and not the date the report was completed or released.

12/31/2016
- 6.3

State as of what date the latest financial examination report became available to other states or the public from either the state of domicile or the reporting entity. This is the release date or completion date of the examination report and not the date of the examination (balance sheet date).

05/31/2018
- 6.4

By what department or departments?
Ohio Department of Insurance
- 6.5

Have all financial statement adjustments within the latest financial examination report been accounted for in a subsequent financial statement filed with Departments?

Yes [☐] No [☐] N/A [☒]
- 6.6

Have all of the recommendations within the latest financial examination report been complied with?

Yes [☐] No [☐] N/A [☒]
- 7.1

Has this reporting entity had any Certificates of Authority, licenses or registrations (including corporate registration, if applicable) suspended or revoked by any governmental entity during the reporting period?

Yes [☐] No [☒]
- 7.2

If yes, give full information:
- 8.1

Is the company a subsidiary of a bank holding company regulated by the Federal Reserve Board?

Yes [☐] No [☒]
- 8.2

If response to 8.1 is yes, please identify the name of the bank holding company.
- 8.3

Is the company affiliated with one or more banks, thrifts or securities firms?

Yes [☒] No [☐]
- 8.4

If response to 8.3 is yes, please provide below the names and location (city and state of the main office) of any affiliates regulated by a federal regulatory services agency [i.e. the Federal Reserve Board (FRB), the Office of the Comptroller of the Currency (OCC), the Federal Deposit Insurance Corporation (FDIC) and the Securities Exchange Commission (SEC)] and identify the affiliate's primary federal regulator.

1	2	3	4	5	6
Affiliate Name	Location (City, State)	FRB	OCC	FDIC	SEC
Optum Bank, Inc.	Salt Lake City, UT	NO	NO	YES	NO

GENERAL INTERROGATORIES

- 9.1

Are the senior officers (principal executive officer, principal financial officer, principal accounting officer or controller, or persons performing similar functions) of the reporting entity subject to a code of ethics, which includes the following standards?
(a) Honest and ethical conduct, including the ethical handling of actual or apparent conflicts of interest between personal and professional relationships;
(b) Full, fair, accurate, timely and understandable disclosure in the periodic reports required to be filed by the reporting entity;
(c) Compliance with applicable governmental laws, rules and regulations;
(d) The prompt internal reporting of violations to an appropriate person or persons identified in the code; and
(e) Accountability for adherence to the code.

Yes [X] No []
- 9.11

If the response to 9.1 is No, please explain:
- 9.2

Has the code of ethics for senior managers been amended?

Yes [] No [X]
- 9.21

If the response to 9.2 is Yes, provide information related to amendment(s).
- 9.3

Have any provisions of the code of ethics been waived for any of the specified officers?

Yes [] No [X]
- 9.31

If the response to 9.3 is Yes, provide the nature of any waiver(s).

FINANCIAL

- 10.1

Does the reporting entity report any amounts due from parent, subsidiaries or affiliates on Page 2 of this statement?

Yes [] No [X]
- 10.2

If yes, indicate any amounts receivable from parent included in the Page 2 amount:

\$0

INVESTMENT

- 11.1

Were any of the stocks, bonds, or other assets of the reporting entity loaned, placed under option agreement, or otherwise made available for use by another person? (Exclude securities under securities lending agreements.)

Yes [] No [X]
- 11.2

If yes, give full and complete information relating thereto:
12.

Amount of real estate and mortgages held in other invested assets in Schedule BA:

\$0
13.

Amount of real estate and mortgages held in short-term investments:

\$0
- 14.1

Does the reporting entity have any investments in parent, subsidiaries and affiliates?

Yes [] No [X]
- 14.2

If yes, please complete the following:
- | | 1 | 2 |
|---|---|--|
| | Prior Year-End
Book/Adjusted
Carrying Value | Current Quarter
Book/Adjusted
Carrying Value |
| 14.21 Bonds | \$0 | \$0 |
| 14.22 Preferred Stock | \$0 | \$0 |
| 14.23 Common Stock | \$0 | \$0 |
| 14.24 Short-Term Investments | \$0 | \$0 |
| 14.25 Mortgage Loans on Real Estate | \$0 | \$0 |
| 14.26 All Other | \$0 | \$0 |
| 14.27 Total Investment in Parent, Subsidiaries and Affiliates (Subtotal Lines 14.21 to 14.26) | \$0 | \$0 |
| 14.28 Total Investment in Parent included in Lines 14.21 to 14.26 above | \$0 | \$0 |
- 15.1

Has the reporting entity entered into any hedging transactions reported on Schedule DB?

Yes [] No [X]
- 15.2

If yes, has a comprehensive description of the hedging program been made available to the domiciliary state?
If no, attach a description with this statement.

Yes [] No [] N/A [X]
16.

For the reporting entity's security lending program, state the amount of the following as of the current statement date:
- 16.1

Total fair value of reinvested collateral assets reported on Schedule DL, Parts 1 and 2.

\$0
- 16.2

Total book adjusted/carrying value of reinvested collateral assets reported on Schedule DL, Parts 1 and 2

\$0
- 16.3

Total payable for securities lending reported on the liability page.

\$0

GENERAL INTERROGATORIES

17. Excluding items in Schedule E - Part 3 - Special Deposits, real estate, mortgage loans and investments held physically in the reporting entity's offices, vaults or safety deposit boxes, were all stocks, bonds and other securities, owned throughout the current year held pursuant to a custodial agreement with a qualified bank or trust company in accordance with Section 1, III - General Examination Considerations, F. Outsourcing of Critical Functions, Custodial or Safekeeping Agreements of the NAIC Financial Condition Examiners Handbook? Yes [X] No []
- 17.1 For all agreements that comply with the requirements of the NAIC Financial Condition Examiners Handbook, complete the following:

1	2
Name of Custodian(s)	Custodian Address

- 17.2 For all agreements that do not comply with the requirements of the NAIC Financial Condition Examiners Handbook, provide the name, location and a complete explanation:

1	2	3
Name(s)	Location(s)	Complete Explanation(s)

- 17.3 Have there been any changes, including name changes, in the custodian(s) identified in 17.1 during the current quarter? Yes [] No [X]
- 17.4 If yes, give full information relating thereto:

1	2	3	4
Old Custodian	New Custodian	Date of Change	Reason

- 17.5 Investment management – Identify all investment advisors, investment managers, broker/dealers, including individuals that have the authority to make investment decisions on behalf of the reporting entity. For assets that are managed internally by employees of the reporting entity, note as such. ["...that have access to the investment accounts"; "...handle securities"]

1	2
Name of Firm or Individual	Affiliation
Internally Managed	I.....

- 17.5097 For those firms/individuals listed in the table for Question 17.5, do any firms/individuals unaffiliated with the reporting entity (i.e. designated with a "U") manage more than 10% of the reporting entity's invested assets?..... Yes [] No [X]
- 17.5098 For firms/individuals unaffiliated with the reporting entity (i.e. designated with a "U") listed in the table for Question 17.5, does the total assets under management aggregate to more than 50% of the reporting entity's invested assets?..... Yes [] No [X]

- 17.6 For those firms or individuals listed in the table for 17.5 with an affiliation code of "A" (affiliated) or "U" (unaffiliated), provide the information for the table below.

1	2	3	4	5
Central Registration Depository Number	Name of Firm or Individual	Legal Entity Identifier (LEI)	Registered With	Investment Management Agreement (IMA) Filed

- 18.1 Have all the filing requirements of the Purposes and Procedures Manual of the NAIC Investment Analysis Office been followed? Yes [X] No []
- 18.2 If no, list exceptions:

19. By self-designating 5GI securities, the reporting entity is certifying the following elements for each self-designated 5GI security:

a. Documentation necessary to permit a full credit analysis of the security does not exist or an NAIC CRP credit rating for an FE or PL security is not available.

b. Issuer or obligor is current on all contracted interest and principal payments.

c. The insurer has an actual expectation of ultimate payment of all contracted interest and principal.

Has the reporting entity self-designated 5GI securities? Yes [] No [X]
20. By self-designating PLGI securities, the reporting entity is certifying the following elements of each self-designated PLGI security:

a. The security was purchased prior to January 1, 2018.

b. The reporting entity is holding capital commensurate with the NAIC Designation reported for the security.

c. The NAIC Designation was derived from the credit rating assigned by an NAIC CRP in its legal capacity as a NRSRO which is shown on a current private letter rating held by the insurer and available for examination by state insurance regulators.

d. The reporting entity is not permitted to share this credit rating of the PL security with the SVO.

Has the reporting entity self-designated PLGI securities? Yes [] No [X]
21. By assigning FE to a Schedule BA non-registered private fund, the reporting entity is certifying the following elements of each self-designated FE fund:

a. The shares were purchased prior to January 1, 2019.

b. The reporting entity is holding capital commensurate with the NAIC Designation reported for the security.

c. The security had a public credit rating(s) with annual surveillance assigned by an NAIC CRP in its legal capacity as an NRSRO prior to January 1, 2019.

d. The fund only or predominantly holds bonds in its portfolio.

e. The current reported NAIC Designation was derived from the public credit rating(s) with annual surveillance assigned by an NAIC CRP in its legal capacity as an NRSRO.

f. The public credit rating(s) with annual surveillance assigned by an NAIC CRP has not lapsed.

Has the reporting entity assigned FE to Schedule BA non-registered private funds that complied with the above criteria? Yes [] No [X]
- 8.2

GENERAL INTERROGATORIES

PART 2 - LIFE AND ACCIDENT AND HEALTH COMPANIES/FRATERNAL BENEFIT SOCIETIES

Life and Accident Health Companies/Fraternal Benefit Societies:

1.

Report the statement value of mortgage loans at the end of this reporting period for the following categories:

1

Amount

1.1

Long-Term Mortgages In Good Standing

1.11

Farm Mortgages

\$

0

1.12

Residential Mortgages

\$

0

1.13

Commercial Mortgages

\$

0

1.14

Total Mortgages in Good Standing

\$

0

1.2

Long-Term Mortgages In Good Standing with Restructured Terms

1.21

Total Mortgages in Good Standing with Restructured Terms

\$

0

1.3

Long-Term Mortgage Loans Upon which Interest is Overdue more than Three Months

1.31

Farm Mortgages

\$

0

1.32

Residential Mortgages

\$

0

1.33

Commercial Mortgages

\$

0

1.34

Total Mortgages with Interest Overdue more than Three Months

\$

0

1.4

Long-Term Mortgage Loans in Process of Foreclosure

1.41

Farm Mortgages

\$

0

1.42

Residential Mortgages

\$

0

1.43

Commercial Mortgages

\$

0

1.44

Total Mortgages in Process of Foreclosure

\$

0

1.5

Total Mortgage Loans (Lines 1.14 + 1.21 + 1.34 + 1.44) (Page 2, Column 3, Lines 3.1 + 3.2)

\$

0

1.6

Long-Term Mortgages Foreclosed, Properties Transferred to Real Estate in Current Quarter

1.61

Farm Mortgages

\$

0

1.62

Residential Mortgages

\$

0

1.63

Commercial Mortgages

\$

0

1.64

Total Mortgages Foreclosed and Transferred to Real Estate

\$

0

2.

Operating Percentages:

2.1

A&H loss percent

0.000

%

2.2

A&H cost containment percent

0.000

%

2.3

A&H expense percent excluding cost containment expenses

0.000

%

3.1

Do you act as a custodian for health savings accounts?

Yes

[]

No

[X]

3.2

If yes, please provide the amount of custodial funds held as of the reporting date

\$

0

3.3

Do you act as an administrator for health savings accounts?

Yes

[]

No

[X]

3.4

If yes, please provide the balance of the funds administered as of the reporting date

\$

0

4.

Is the reporting entity licensed or chartered, registered, qualified, eligible or writing business in at least two states?

Yes

[X]

No

[]

4.1

If no, does the reporting entity assume reinsurance business that covers risks residing in at least one state other than the state of domicile of the reporting entity?

Yes

[]

No

[]

Fraternal Benefit Societies Only:

5.1

In all cases where the reporting entity has assumed accident and health risks from another company, provisions should be made in this statement on account of such reinsurances for reserve equal to that which the original company would have been required to establish had it retained the risks. Has this been done?

Yes

[]

No

[]

N/A

[]

5.2

If no, explain:

6.1

Does the reporting entity have outstanding assessments in the form of liens against policy benefits that have increased surplus?

Yes

[]

No

[]

6.2

If yes, what is the date(s) of the original lien and the total outstanding balance of liens that remain in surplus?

Date	Outstanding Lien Amount

STATEMENT AS OF JUNE 30, 2022 OF THE Optum Insurance of Ohio, Inc.

SCHEDULE S - CEDED REINSURANCE

Showing All New Reinsurance Treaties - Current Year to Date

1	2	3	4	5	6	7	8	9	10
NAIC Company Code	ID Number	Effective Date	Name of Reinsurer	Domiciliary Jurisdiction	Type of Reinsurance Ceded	Type of Business Ceded	Type of Reinsurer	Certified Reinsurer Rating (1 through 6)	Effective Date of Certified Reinsurer Rating
			NONE						

STATEMENT AS OF JUNE 30, 2022 OF THE Optum Insurance of Ohio, Inc.

SCHEDULE T - PREMIUMS AND ANNUITY CONSIDERATIONS

Current Year To Date - Allocated by States and Territories

States, Etc.			1	Life Contracts		Direct Business Only			
				2	3	4	5	6	7
1.	Alabama	AL	L	1,973	.0	.0	.0	1,973	.0
2.	Alaska	AK	L	.0	.0	.0	.0	.0	.0
3.	Arizona	AZ	L	2,857	.0	.0	.0	2,857	.0
4.	Arkansas	AR	L	.0	.0	.0	.0	.0	.0
5.	California	CA	L	40,128	168	.0	.0	40,296	.0
6.	Colorado	CO	L	2,324	.0	.0	.0	2,324	.0
7.	Connecticut	CT	L	4,730	.0	.0	.0	4,730	.0
8.	Delaware	DE	L	.0	.0	.0	.0	.0	.0
9.	District of Columbia	DC	L	.0	.0	.0	.0	.0	.0
10.	Florida	FL	L	18,247	630	.0	.0	18,877	.0
11.	Georgia	GA	L	4,449	.0	.0	.0	4,449	.0
12.	Hawaii	HI	L	1,562	.0	.0	.0	1,562	.0
13.	Idaho	ID	L	304	.0	.0	.0	304	.0
14.	Illinois	IL	L	1,658	.0	.0	.0	1,658	.0
15.	Indiana	IN	L	2,843	.0	.0	.0	2,843	.0
16.	Iowa	IA	L	1,119	.0	.0	.0	1,119	.0
17.	Kansas	KS	L	946	.0	.0	.0	946	.0
18.	Kentucky	KY	L	15,884	.0	181	.0	16,065	.0
19.	Louisiana	LA	L	3,939	.0	.0	.0	3,939	.0
20.	Maine	ME	N	.0	.0	.0	.0	.0	.0
21.	Maryland	MD	L	338	.0	.0	.0	338	.0
22.	Massachusetts	MA	L	.0	.0	.0	.0	.0	.0
23.	Michigan	MI	L	3,754	.0	.0	.0	3,754	.0
24.	Minnesota	MN	L	1,167	.0	.0	.0	1,167	.0
25.	Mississippi	MS	L	222	.0	.0	.0	222	.0
26.	Missouri	MO	L	615	.0	.0	.0	615	.0
27.	Montana	MT	L	272	.0	.0	.0	272	.0
28.	Nebraska	NE	L	270	.0	.0	.0	270	.0
29.	Nevada	NV	L	2,976	.0	.0	.0	2,976	.0
30.	New Hampshire	NH	L	262	.0	.0	.0	262	.0
31.	New Jersey	NJ	L	.0	.0	.0	.0	.0	.0
32.	New Mexico	NM	L	1,017	.0	.0	.0	1,017	.0
33.	New York	NY	N	78	.0	.0	.0	78	.0
34.	North Carolina	NC	L	3,337	.0	.0	.0	3,337	.0
35.	North Dakota	ND	L	.0	.0	.0	.0	.0	.0
36.	Ohio	OH	L	85,797	71	.0	.0	85,868	.0
37.	Oklahoma	OK	L	174	.0	.0	.0	174	.0
38.	Oregon	OR	L	939	.0	.0	.0	939	.0
39.	Pennsylvania	PA	L	1,556	.0	.0	.0	1,556	.0
40.	Rhode Island	RI	L	.0	.0	.0	.0	.0	.0
41.	South Carolina	SC	L	1,039	.0	.0	.0	1,039	.0
42.	South Dakota	SD	L	62	.0	.0	.0	62	.0
43.	Tennessee	TN	L	20,334	.0	.0	.0	20,334	.0
44.	Texas	TX	L	9,745	.0	.0	.0	9,745	.0
45.	Utah	UT	L	50	.0	.0	.0	50	.0
46.	Vermont	VT	L	.0	.0	.0	.0	.0	.0
47.	Virginia	VA	L	8,370	.0	.0	.0	8,370	.0
48.	Washington	WA	L	210	.0	.0	.0	210	.0
49.	West Virginia	WV	L	1,053	.0	.0	.0	1,053	.0
50.	Wisconsin	WI	L	1,609	.0	.0	.0	1,609	.0
51.	Wyoming	WY	L	.0	.0	.0	.0	.0	.0
52.	American Samoa	AS	N	.0	.0	.0	.0	.0	.0
53.	Guam	GU	N	.0	.0	.0	.0	.0	.0
54.	Puerto Rico	PR	N	.0	.0	.0	.0	.0	.0
55.	U.S. Virgin Islands	VI	N	.0	.0	.0	.0	.0	.0
56.	Northern Mariana Islands	MP	N	.0	.0	.0	.0	.0	.0
57.	Canada	CAN	N	.0	.0	.0	.0	.0	.0
58.	Aggregate Other Aliens	OT	XXX	.0	.0	.0	.0	.0	.0
59.	Subtotal	XXX		248,209	869	181	.0	249,259	.0
90.	Reporting entity contributions for employee benefits plans	XXX		.0	.0	.0	.0	.0	.0
91.	Dividends or refunds applied to purchase paid-up additions and annuities.....	XXX		.0	.0	.0	.0	.0	.0
92.	Dividends or refunds applied to shorten endowment or premium paying period.....	XXX		.0	.0	.0	.0	.0	.0
93.	Premium or annuity considerations waived under disability or other contract provisions.....	XXX		221	.0	.0	.0	221	.0
94.	Aggregate or other amounts not allocable by State.....	XXX		.0	.0	.0	.0	.0	.0
95.	Totals (Direct Business).....	XXX		248,430	869	181	.0	249,480	.0
96.	Plus Reinsurance Assumed.....	XXX		.0	.0	.0	.0	.0	.0
97.	Totals (All Business).....	XXX		248,430	869	181	.0	249,480	.0
98.	Less Reinsurance Ceded.....	XXX		248,430	869	181	.0	249,480	.0
99.	Totals (All Business) less Reinsurance Ceded.....	XXX		0	0	0	0	0	0
DETAILS OF WRITE-INS									
58001.	XXX							
58002.	XXX							
58003.	XXX							
58998.	Summary of remaining write-ins for Line 58 from overflow page	XXX		.0	.0	.0	.0	.0	.0
58999.	Totals (Lines 58001 through 58003 plus 58998)(Line 58 above)	XXX		0	0	0	0	0	0
9401.	XXX							
9402.	XXX							
9403.	XXX							
9498.	Summary of remaining write-ins for Line 94 from overflow page	XXX		.0	.0	.0	.0	.0	.0
9499.	Totals (Lines 9401 through 9403 plus 9498)(Line 94 above)	XXX		0	0	0	0	0	0

(a) Active Status Counts:

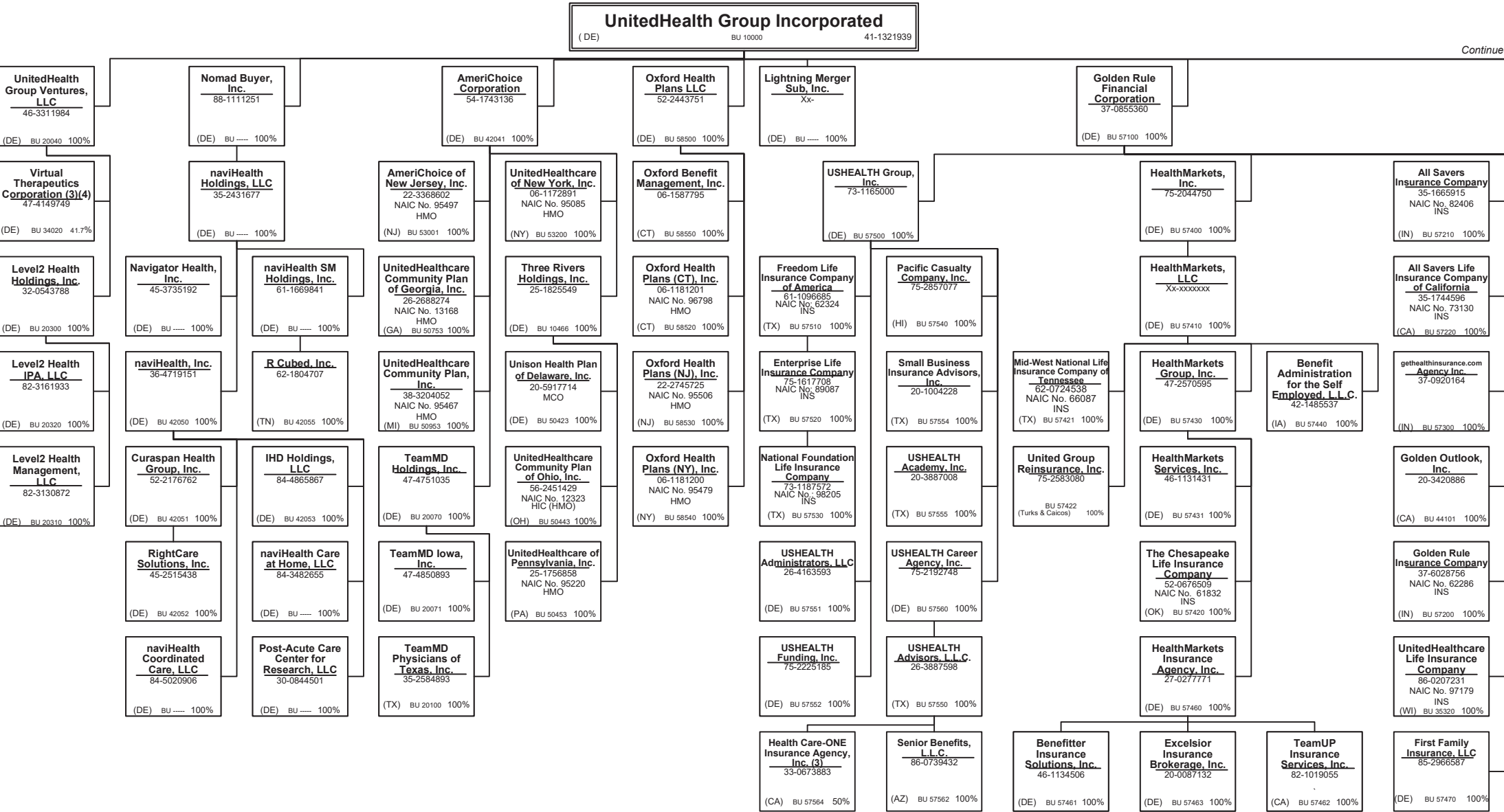
L - Licensed or Chartered - Licensed Insurance carrier or domiciled RRG.....49 R - Registered - Non-domiciled RRGs.....0

E - Eligible - Reporting entities eligible or approved to write surplus lines in the state.....0 Q - Qualified - Qualified or accredited reinsurer.....0

N - None of the above - Not allowed to write business in the state.....8

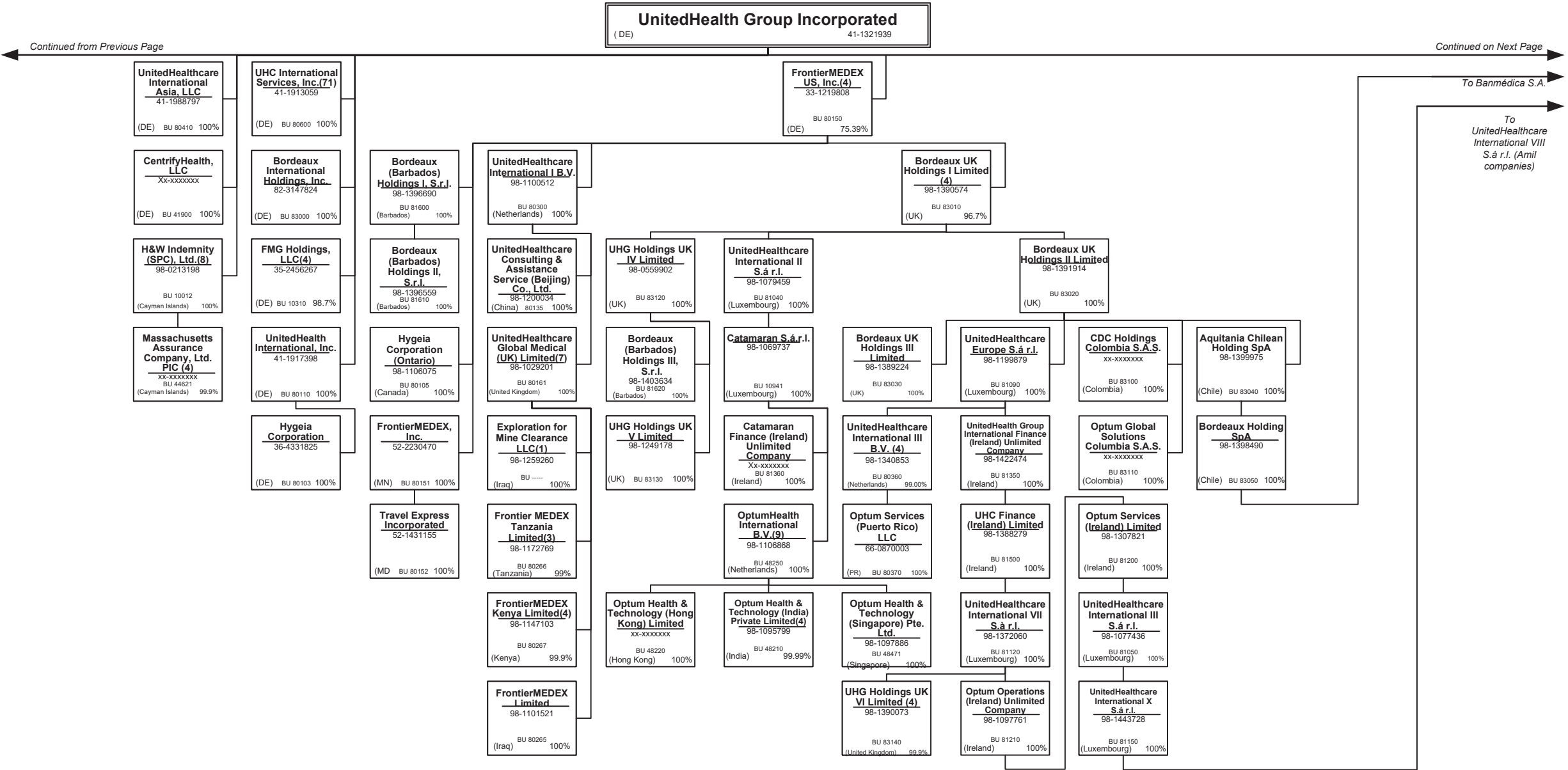
Premiums are allocated by state based on residency.

SCHEDULE Y – INFORMATION CONCERNING ACTIVITIES OF INSURER MEMBERS OF A HOLDING COMPANY GROUP
PART 1 – ORGANIZATIONAL CHART

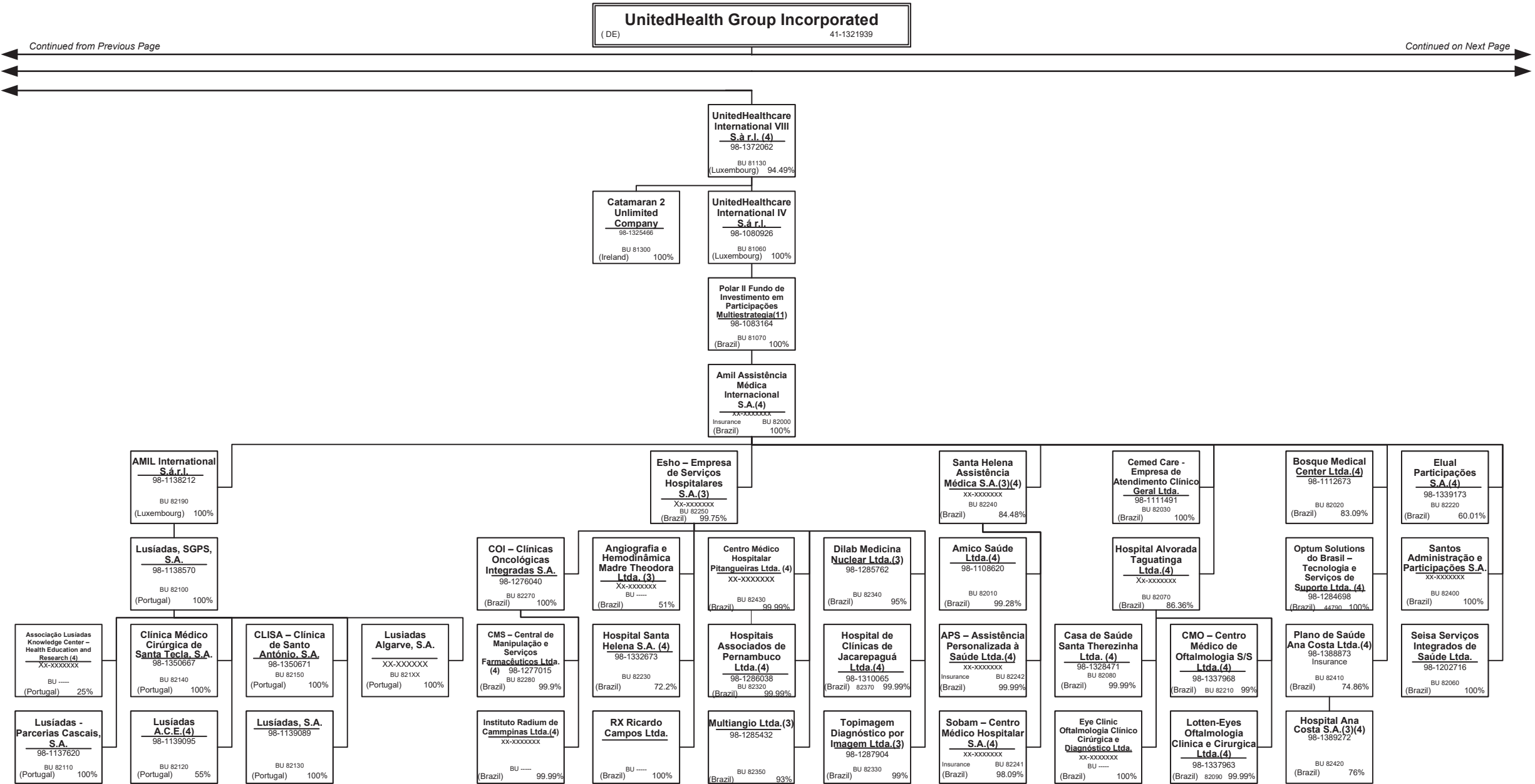


Continued on Next Page

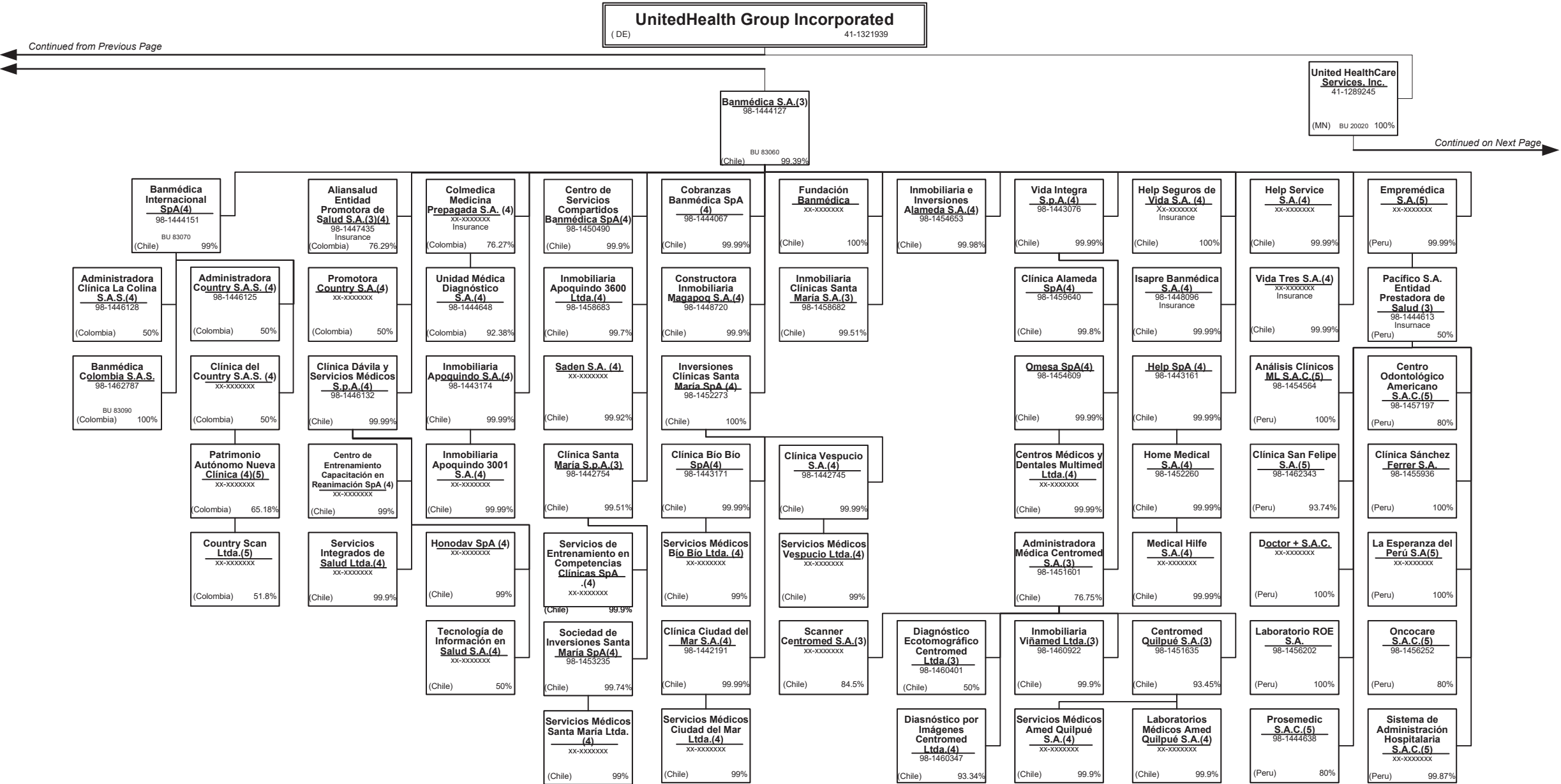
SCHEDULE Y – INFORMATION CONCERNING ACTIVITIES OF INSURER MEMBERS OF A HOLDING COMPANY GROUP
PART 1 – ORGANIZATIONAL CHART



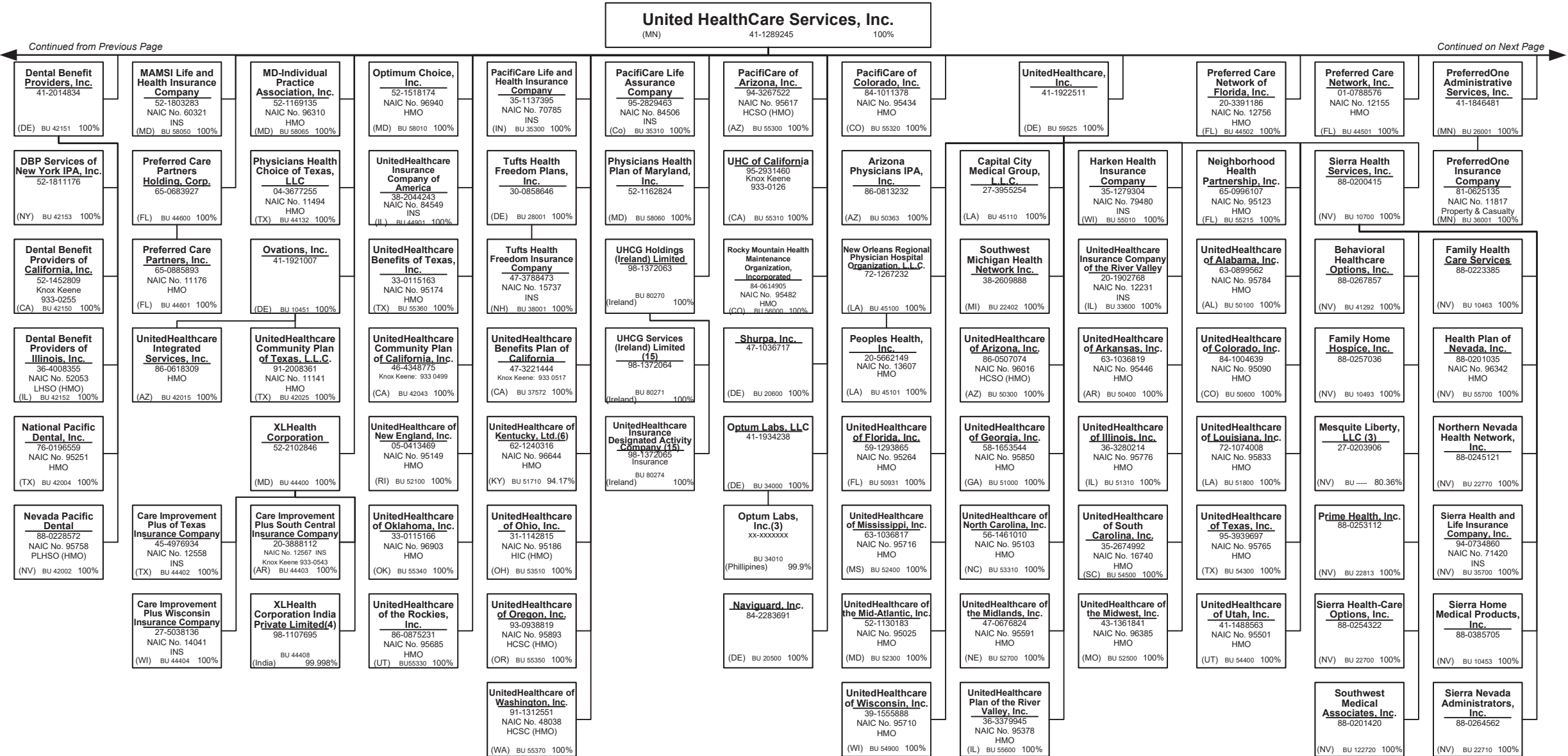
SCHEDULE Y – INFORMATION CONCERNING ACTIVITIES OF INSURER MEMBERS OF A HOLDING COMPANY GROUP
PART 1 – ORGANIZATIONAL CHART



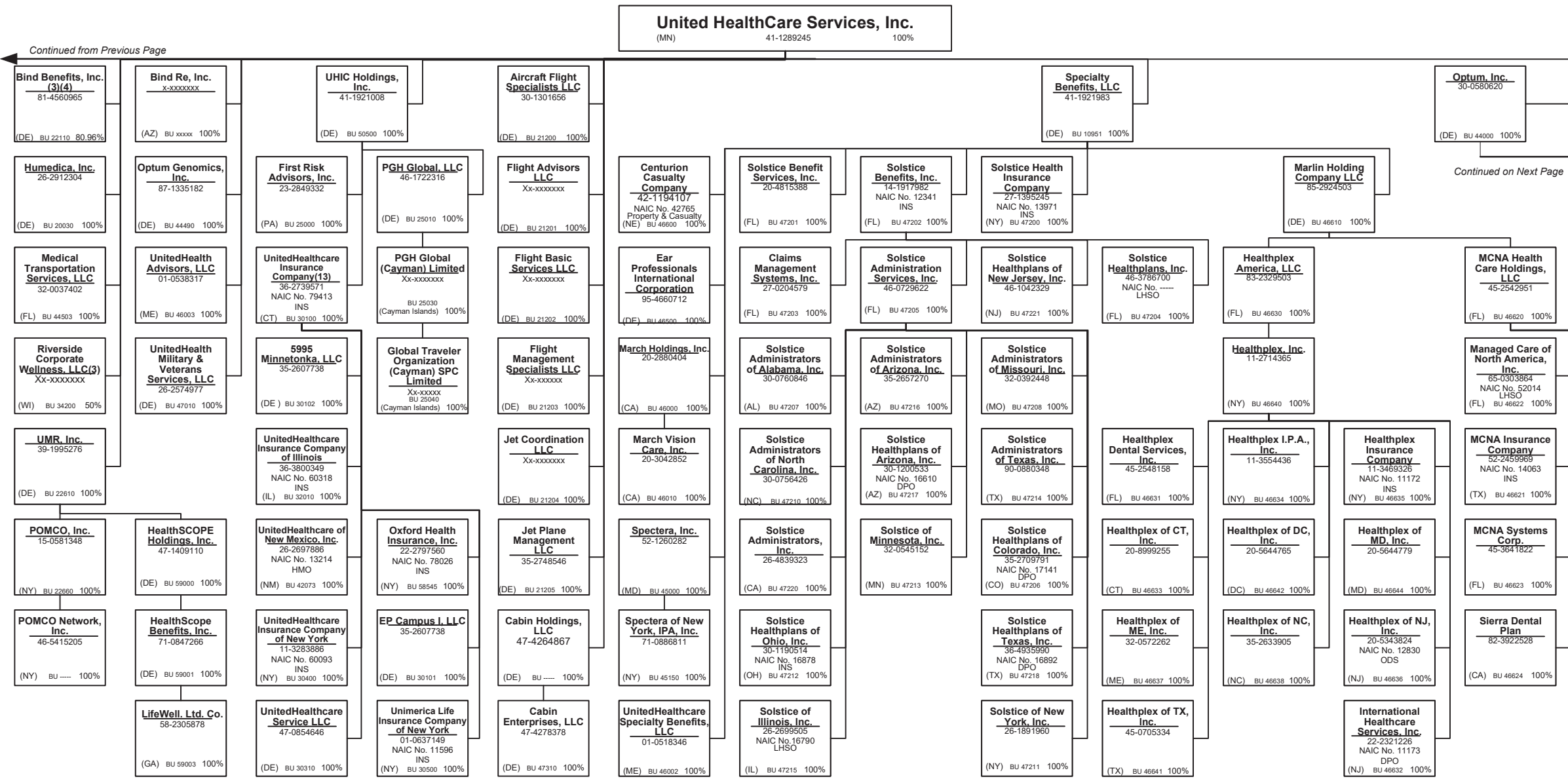
SCHEDULE Y – INFORMATION CONCERNING ACTIVITIES OF INSURER MEMBERS OF A HOLDING COMPANY GROUP
PART 1 – ORGANIZATIONAL CHART



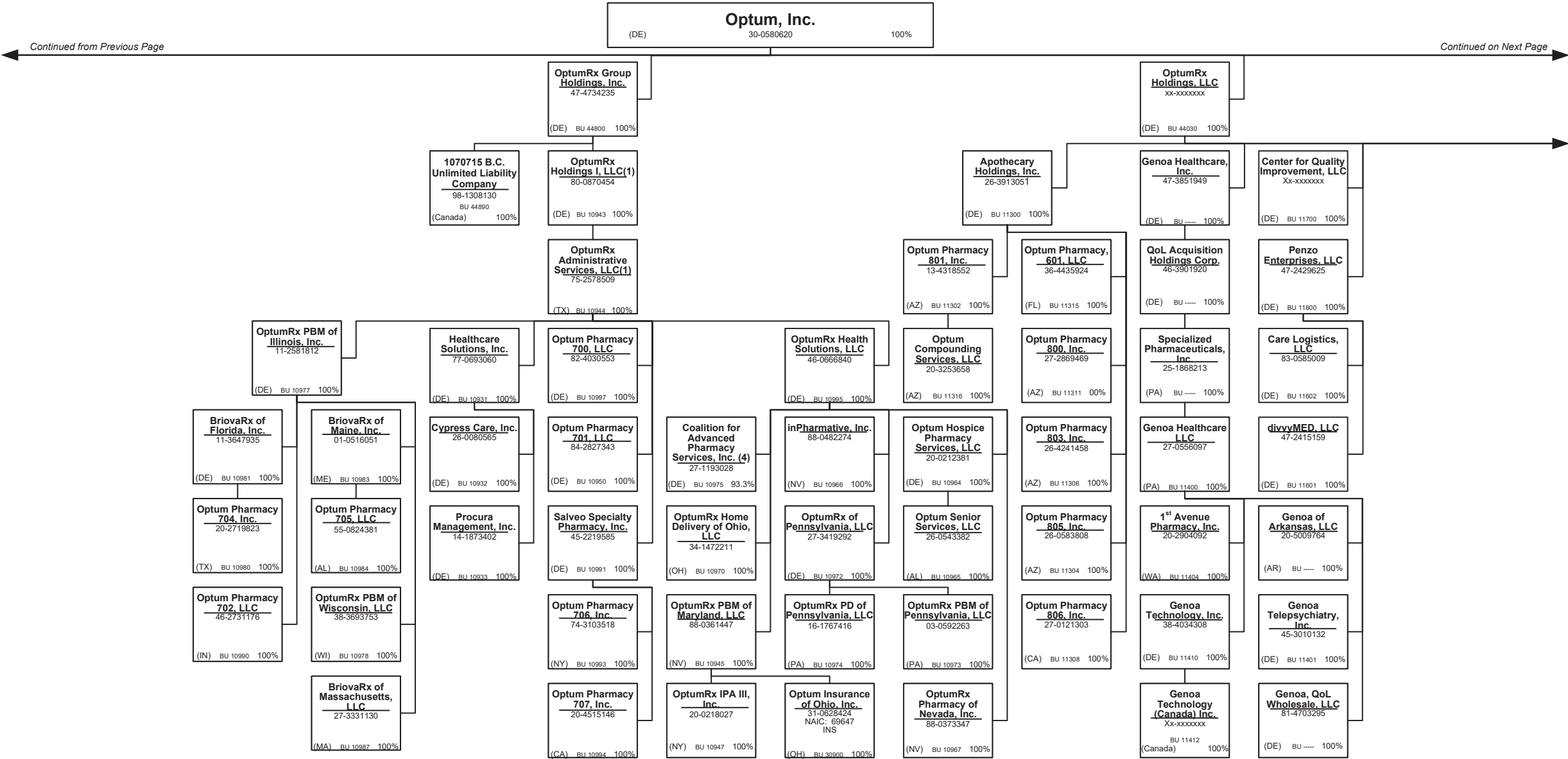
SCHEDULE Y – INFORMATION CONCERNING ACTIVITIES OF INSURER MEMBERS OF A HOLDING COMPANY GROUP
PART 1 – ORGANIZATIONAL CHART



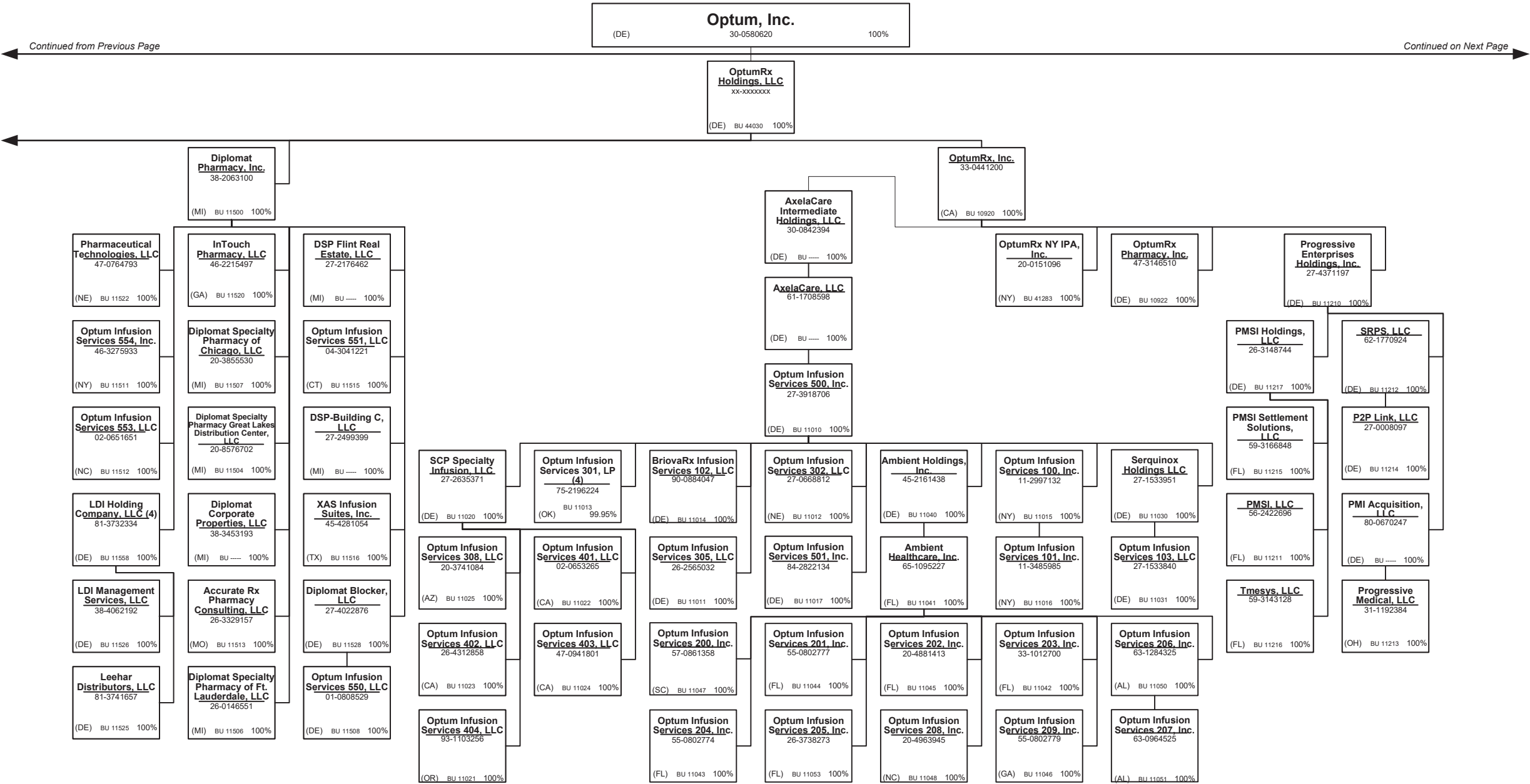
SCHEDULE Y – INFORMATION CONCERNING ACTIVITIES OF INSURER MEMBERS OF A HOLDING COMPANY GROUP
PART 1 – ORGANIZATIONAL CHART



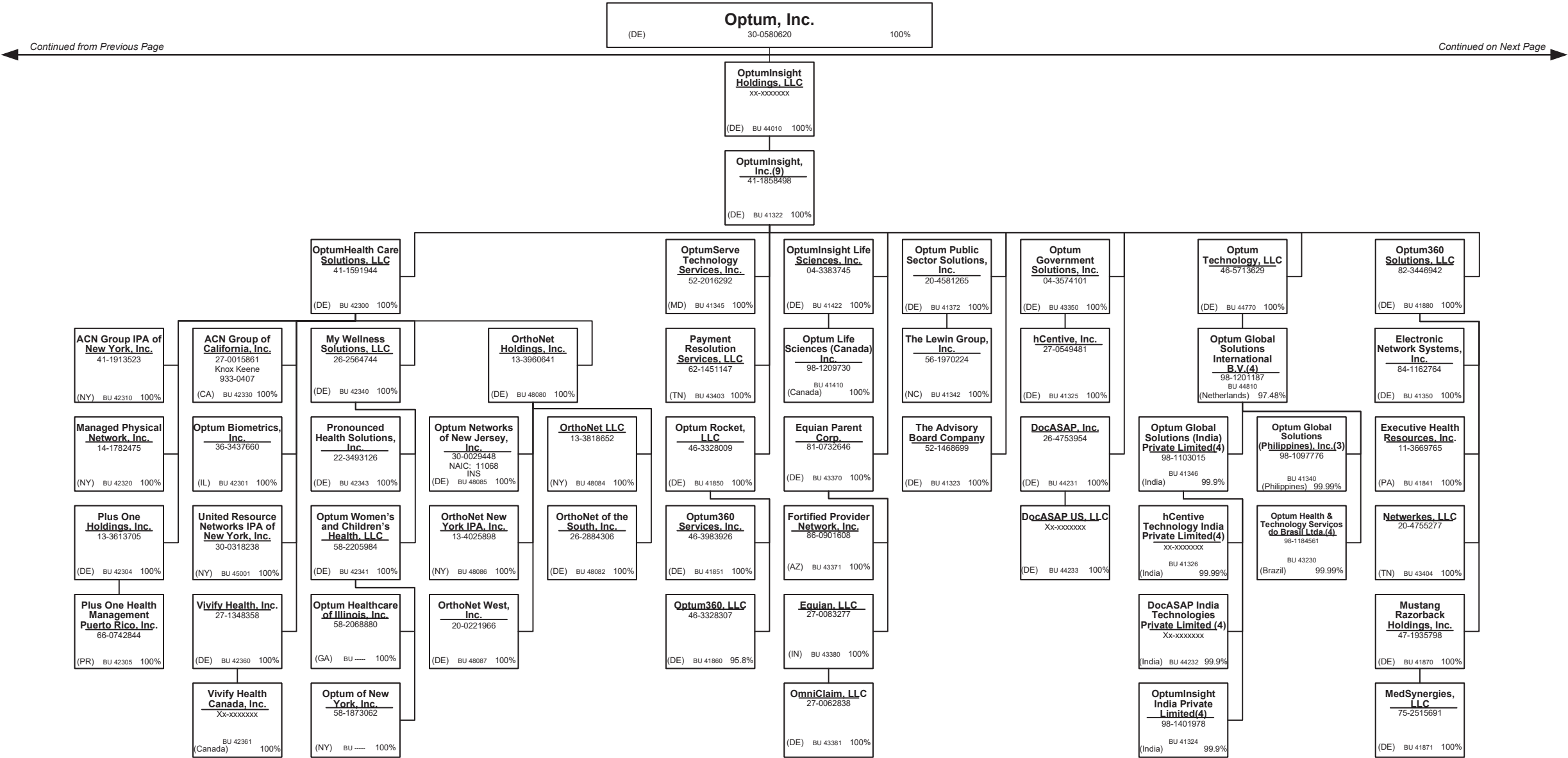
SCHEDULE Y – INFORMATION CONCERNING ACTIVITIES OF INSURER MEMBERS OF A HOLDING COMPANY GROUP
PART 1 – ORGANIZATIONAL CHART



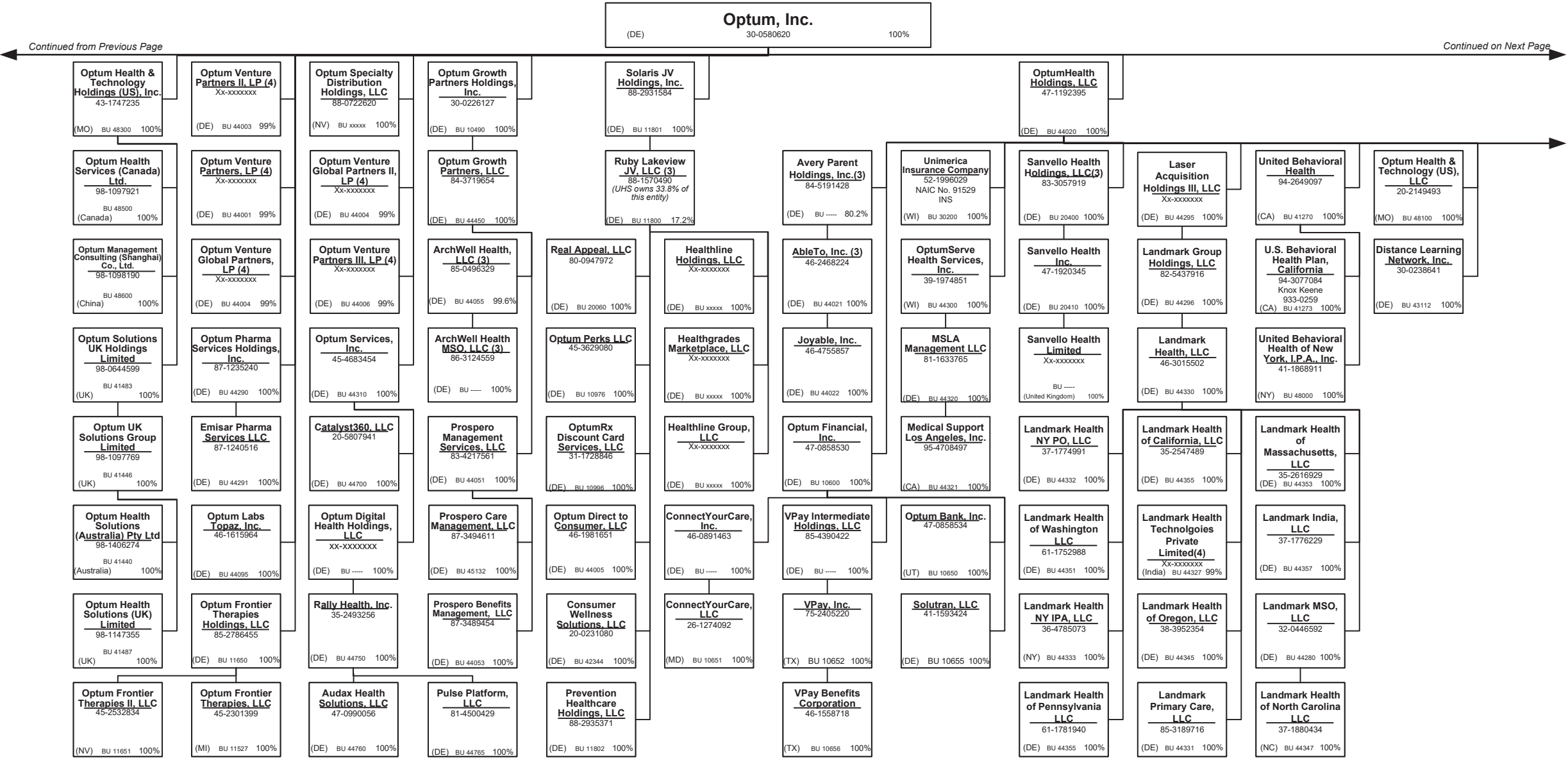
SCHEDULE Y – INFORMATION CONCERNING ACTIVITIES OF INSURER MEMBERS OF A HOLDING COMPANY GROUP
PART 1 – ORGANIZATIONAL CHART



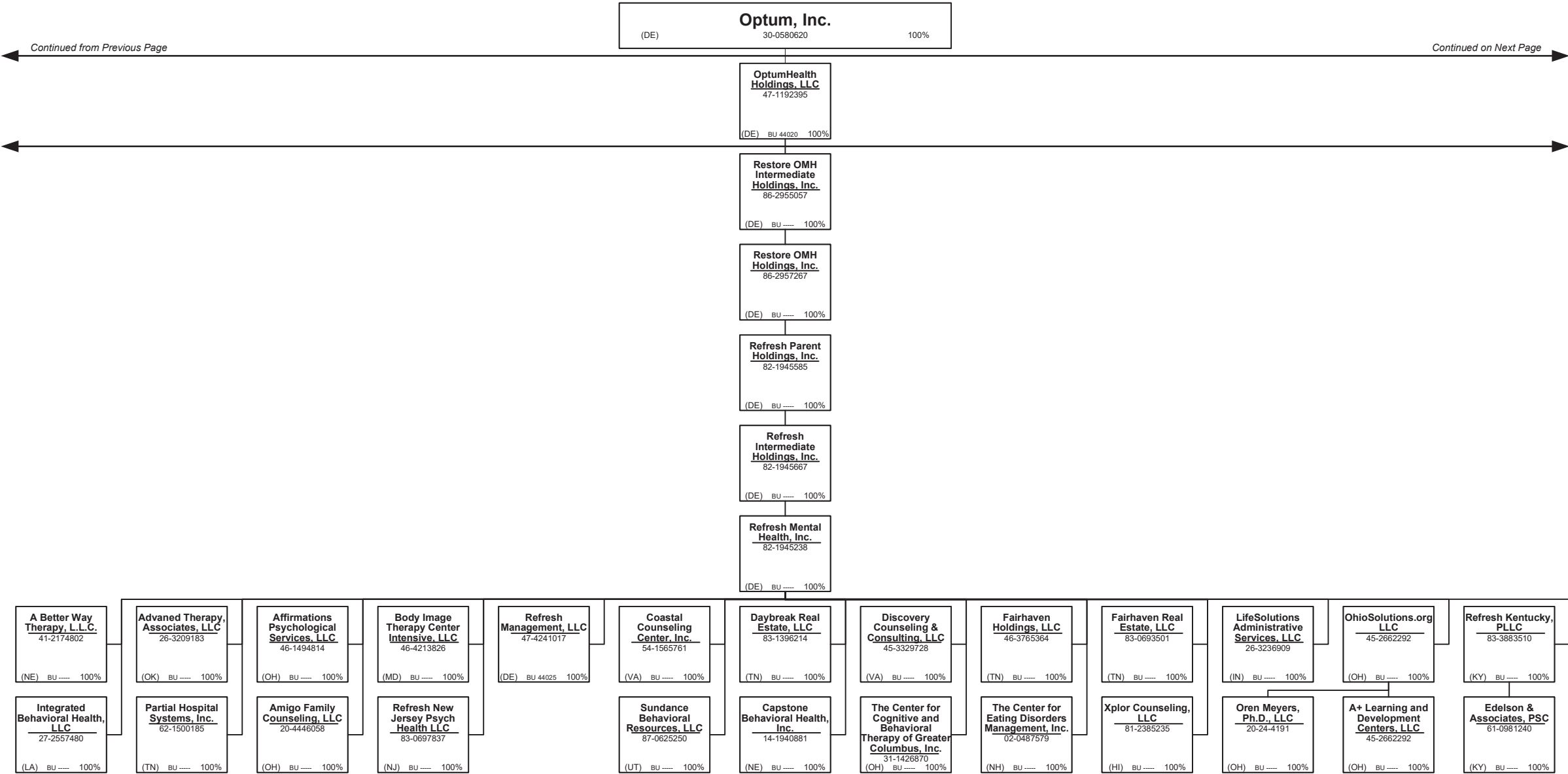
SCHEDULE Y – INFORMATION CONCERNING ACTIVITIES OF INSURER MEMBERS OF A HOLDING COMPANY GROUP
PART 1 – ORGANIZATIONAL CHART



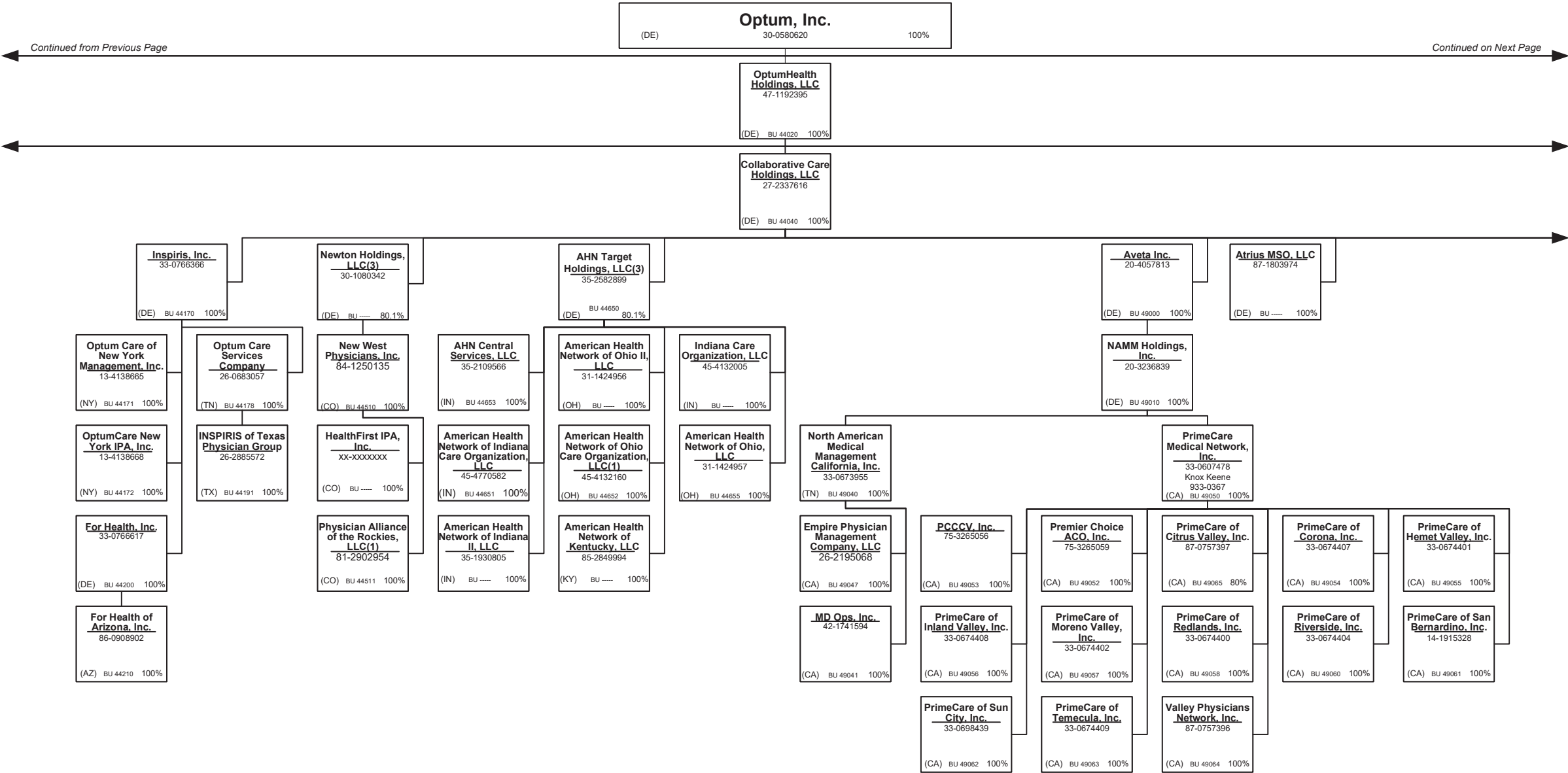
SCHEDULE Y – INFORMATION CONCERNING ACTIVITIES OF INSURER MEMBERS OF A HOLDING COMPANY GROUP
PART 1 – ORGANIZATIONAL CHART



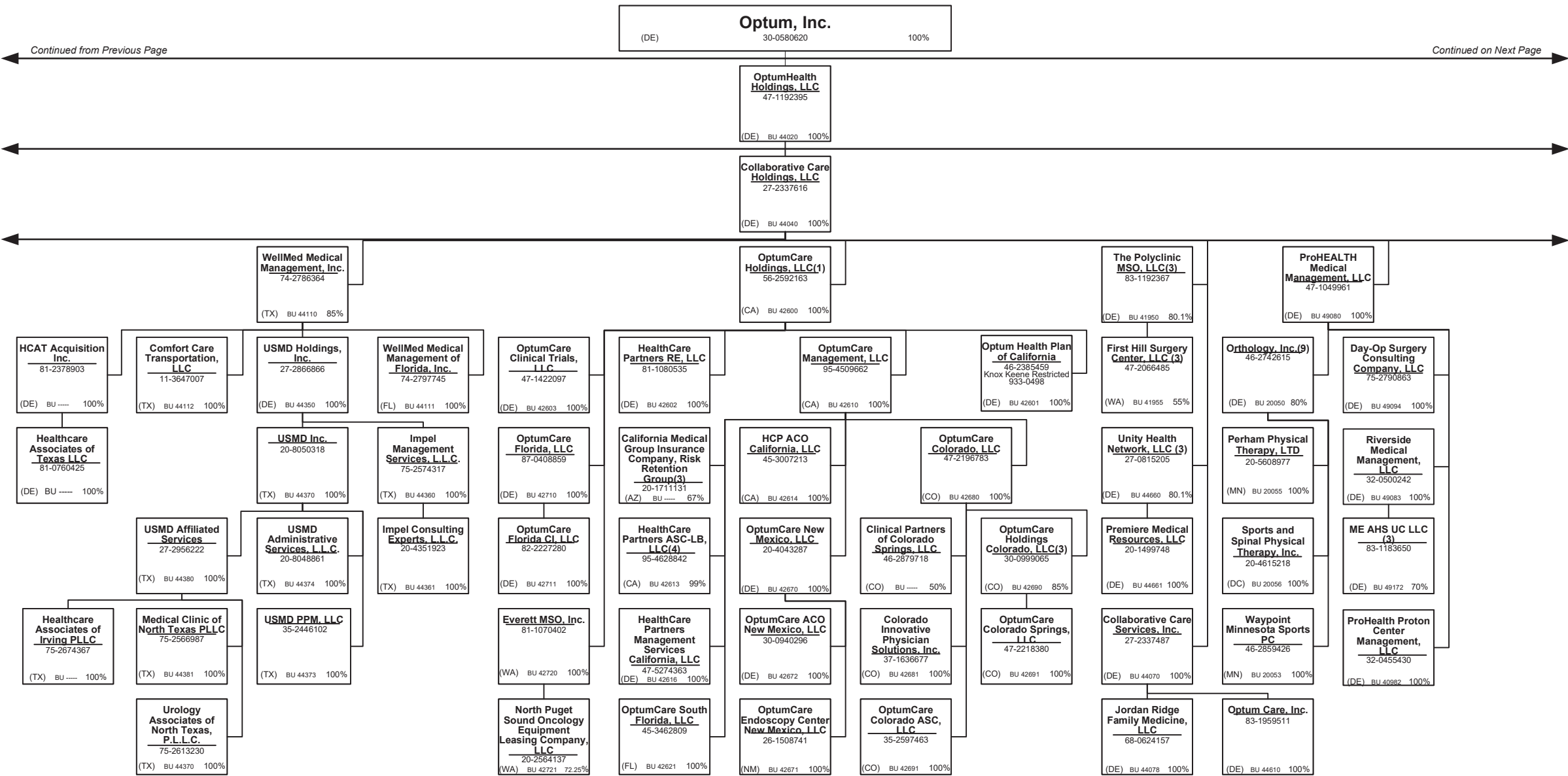
SCHEDULE Y – INFORMATION CONCERNING ACTIVITIES OF INSURER MEMBERS OF A HOLDING COMPANY GROUP
PART 1 – ORGANIZATIONAL CHART



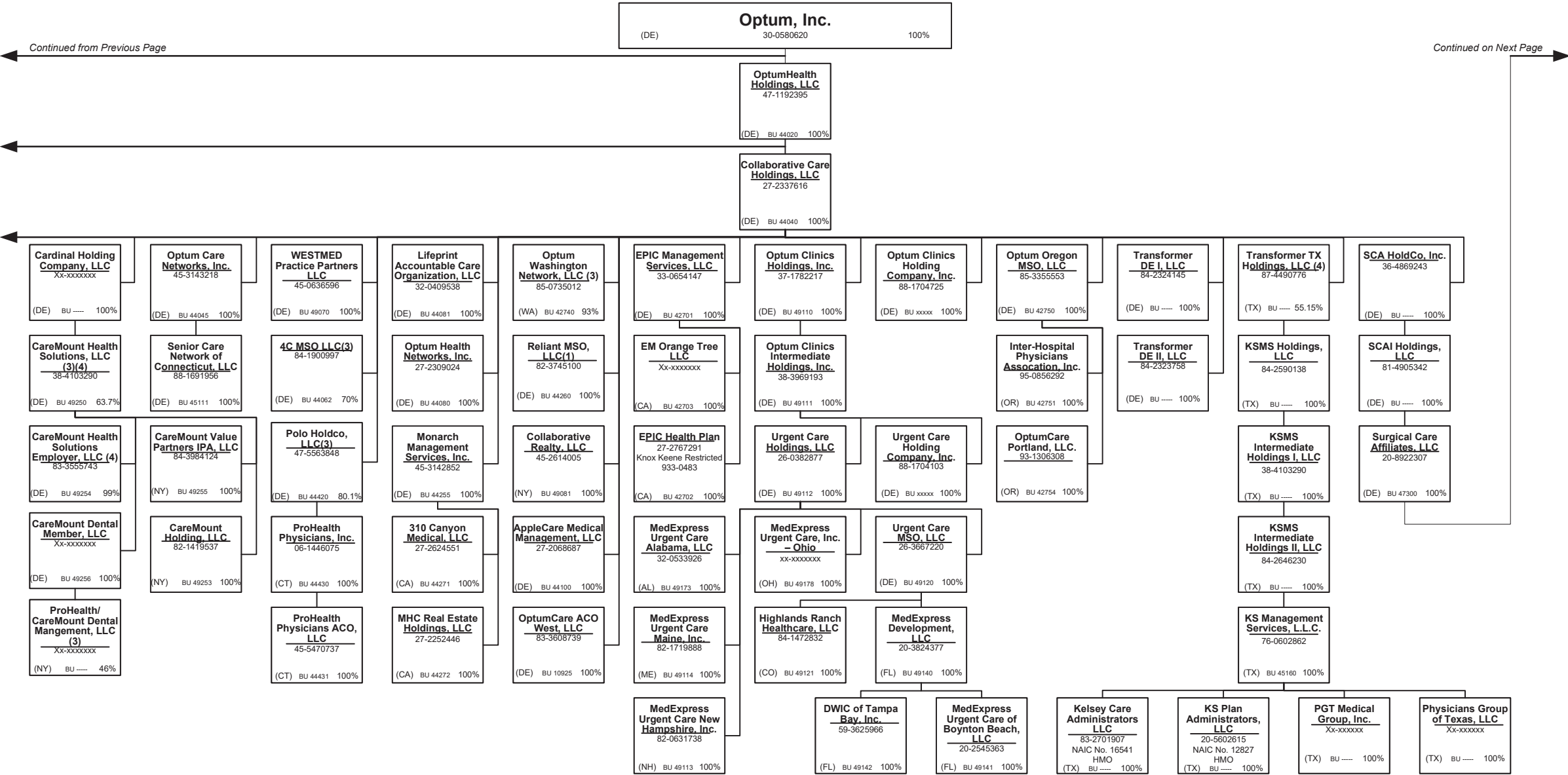
SCHEDULE Y – INFORMATION CONCERNING ACTIVITIES OF INSURER MEMBERS OF A HOLDING COMPANY GROUP
PART 1 – ORGANIZATIONAL CHART



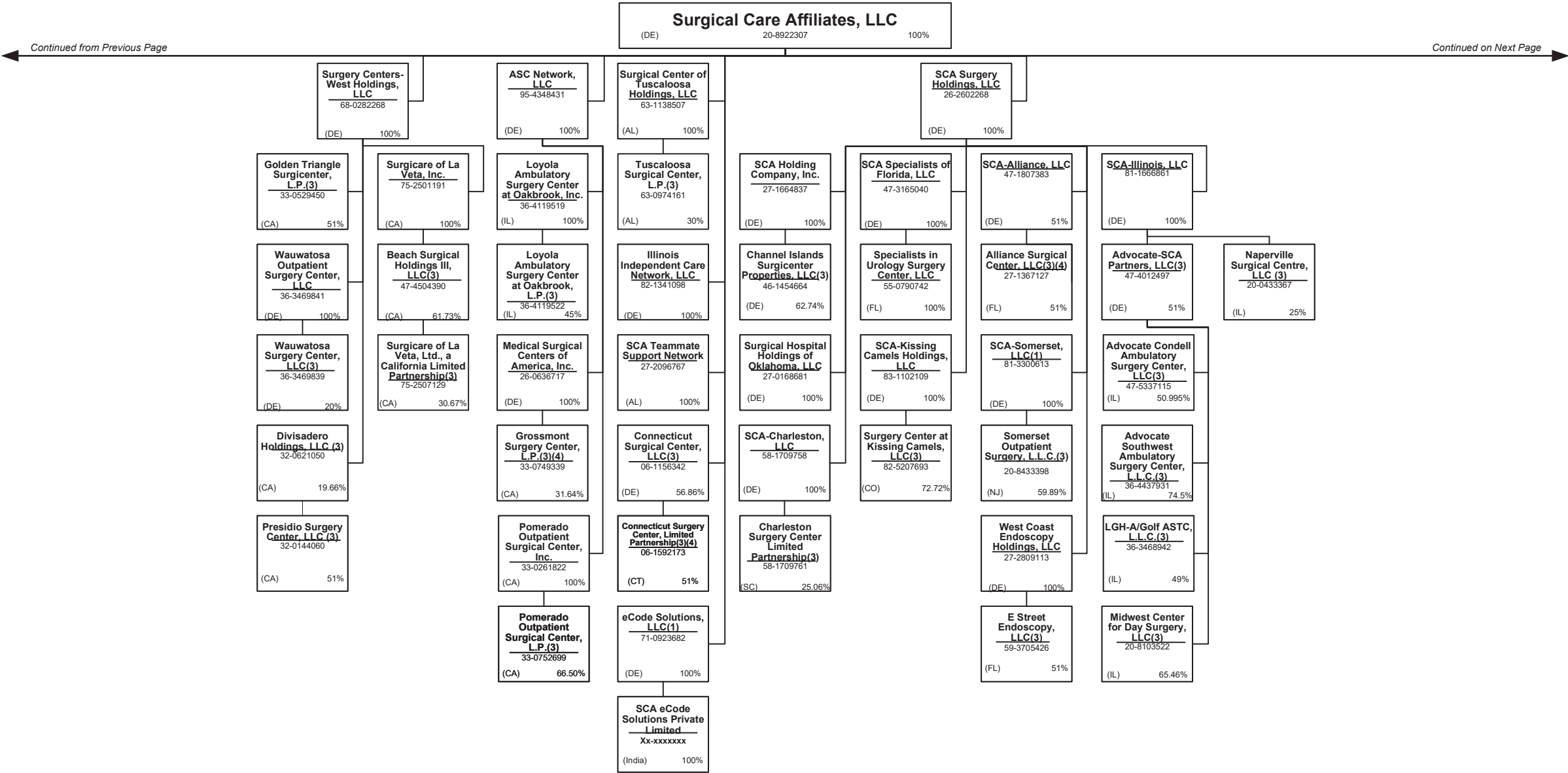
SCHEDULE Y – INFORMATION CONCERNING ACTIVITIES OF INSURER MEMBERS OF A HOLDING COMPANY GROUP
PART 1 – ORGANIZATIONAL CHART



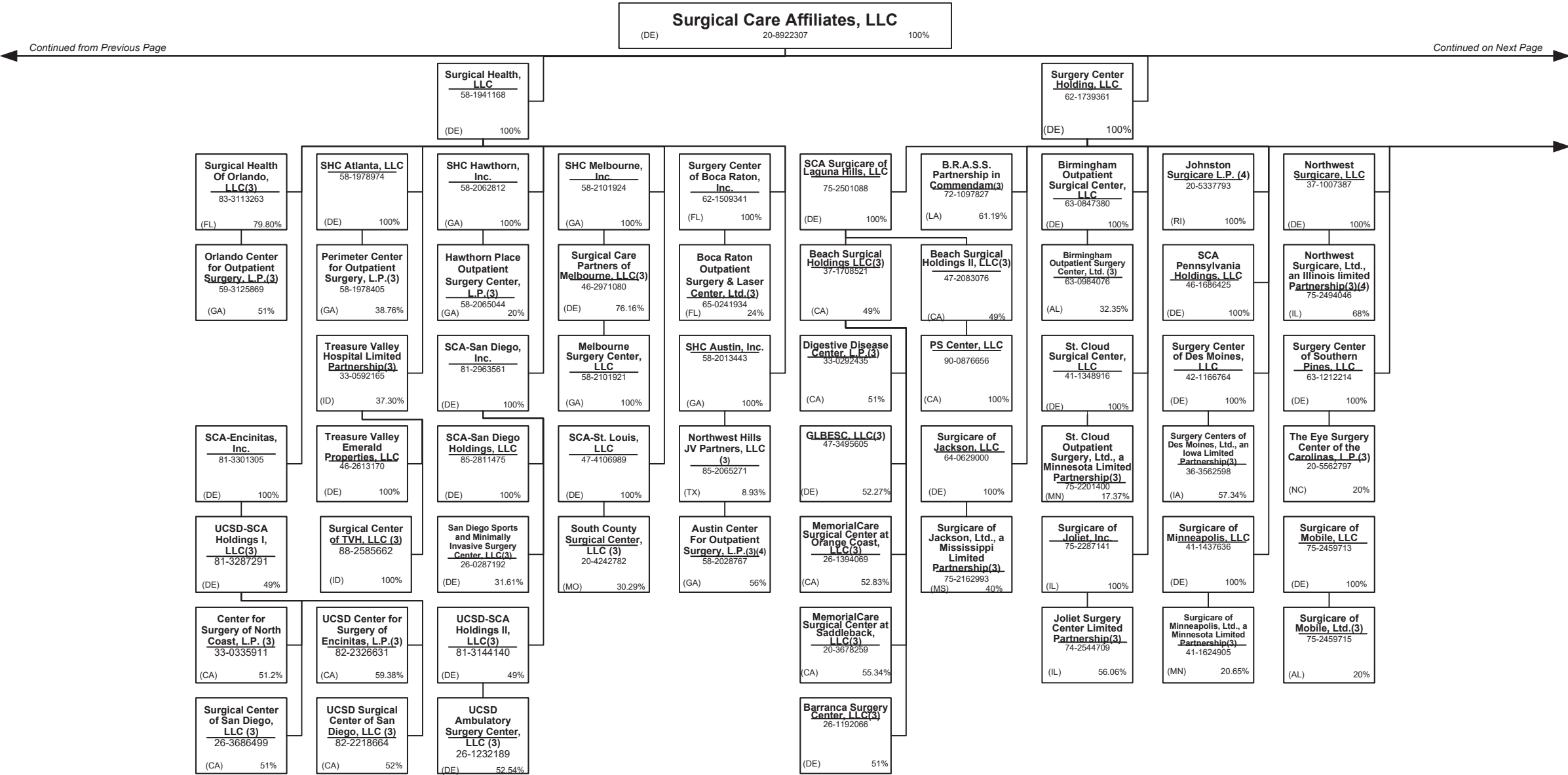
SCHEDULE Y – INFORMATION CONCERNING ACTIVITIES OF INSURER MEMBERS OF A HOLDING COMPANY GROUP
PART 1 – ORGANIZATIONAL CHART



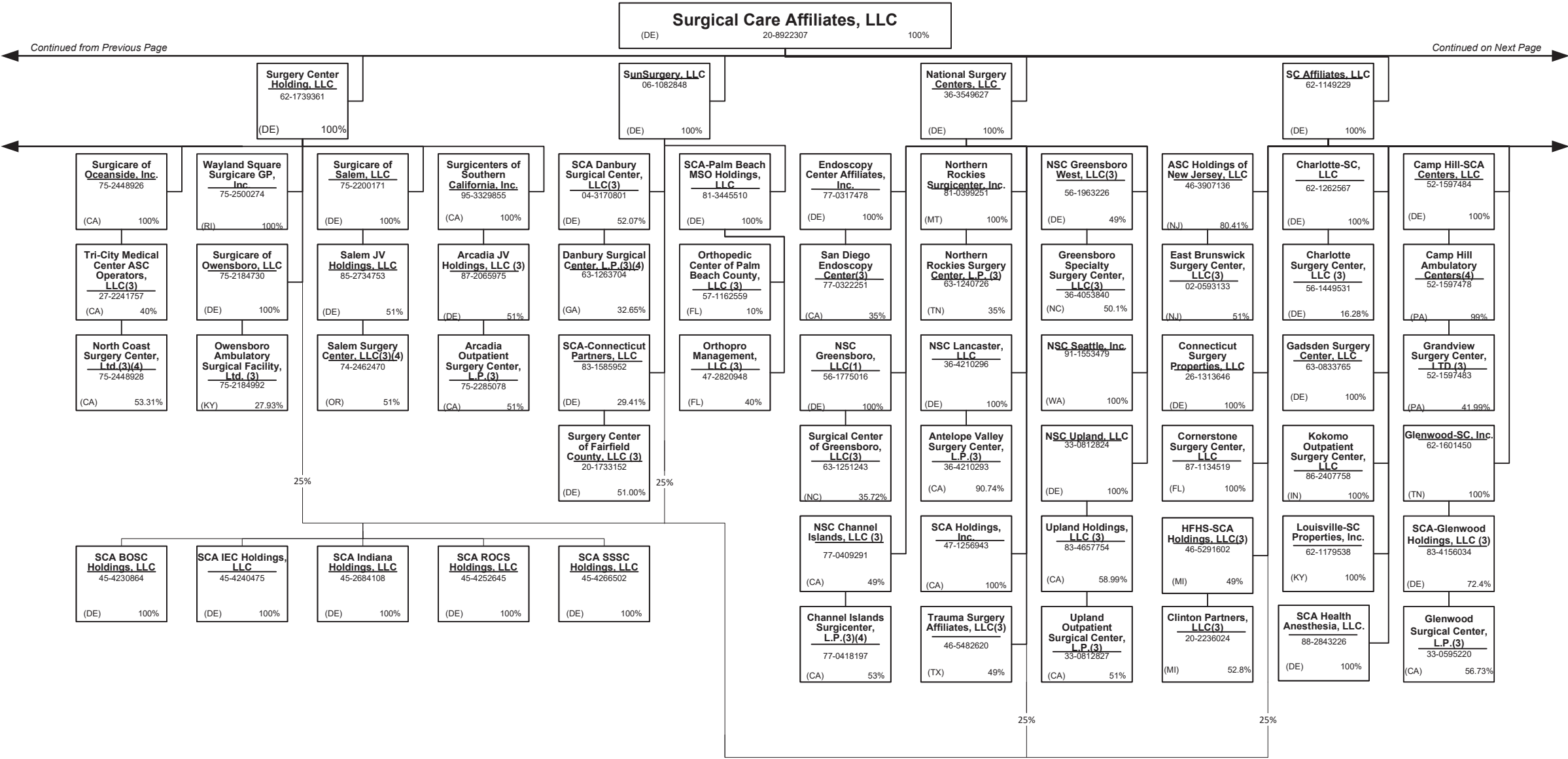
SCHEDULE Y – INFORMATION CONCERNING ACTIVITIES OF INSURER MEMBERS OF A HOLDING COMPANY GROUP
PART 1 – ORGANIZATIONAL CHART



SCHEDULE Y – INFORMATION CONCERNING ACTIVITIES OF INSURER MEMBERS OF A HOLDING COMPANY GROUP
PART 1 – ORGANIZATIONAL CHART



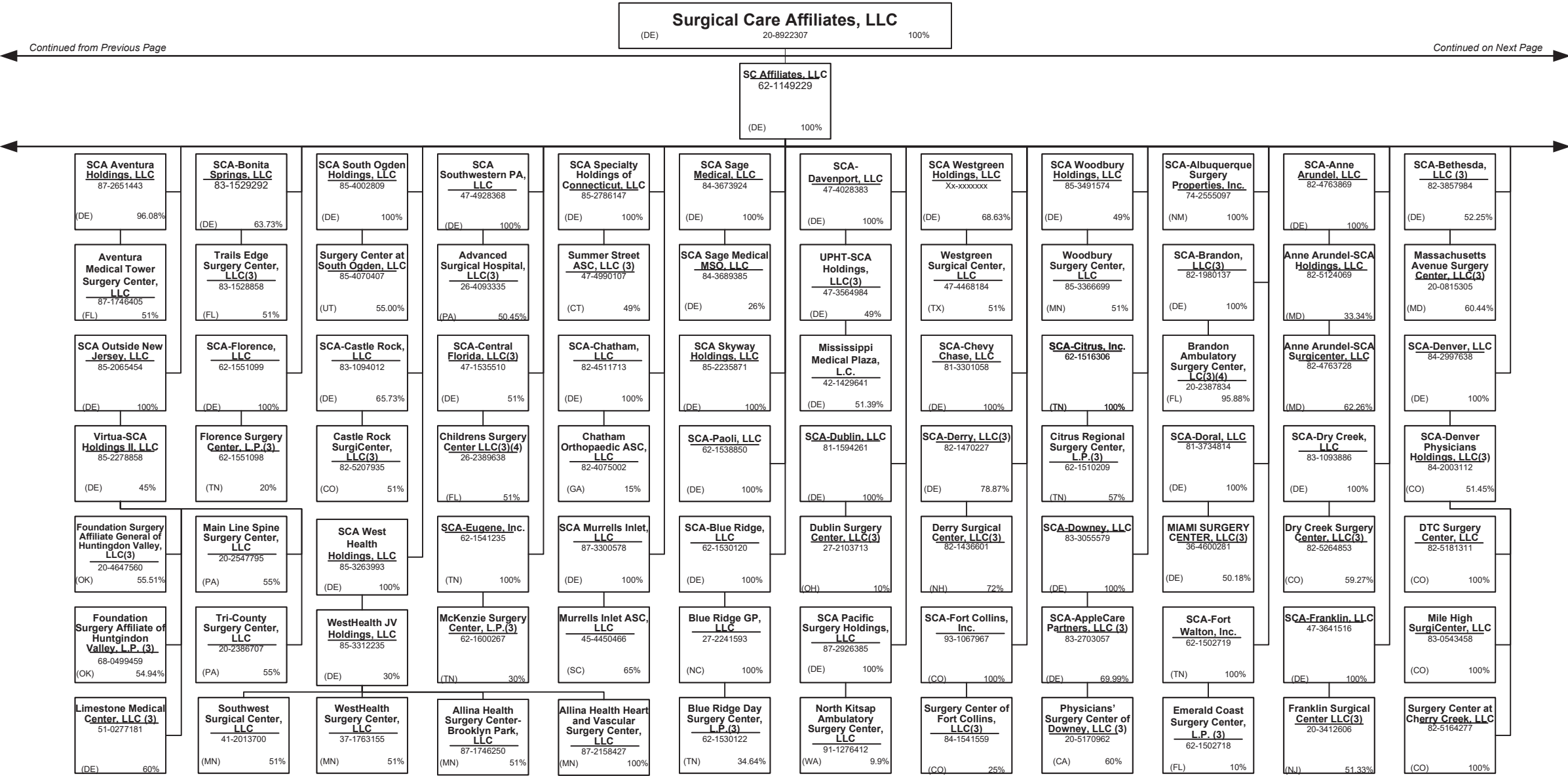
SCHEDULE Y – INFORMATION CONCERNING ACTIVITIES OF INSURER MEMBERS OF A HOLDING COMPANY GROUP
PART 1 – ORGANIZATIONAL CHART



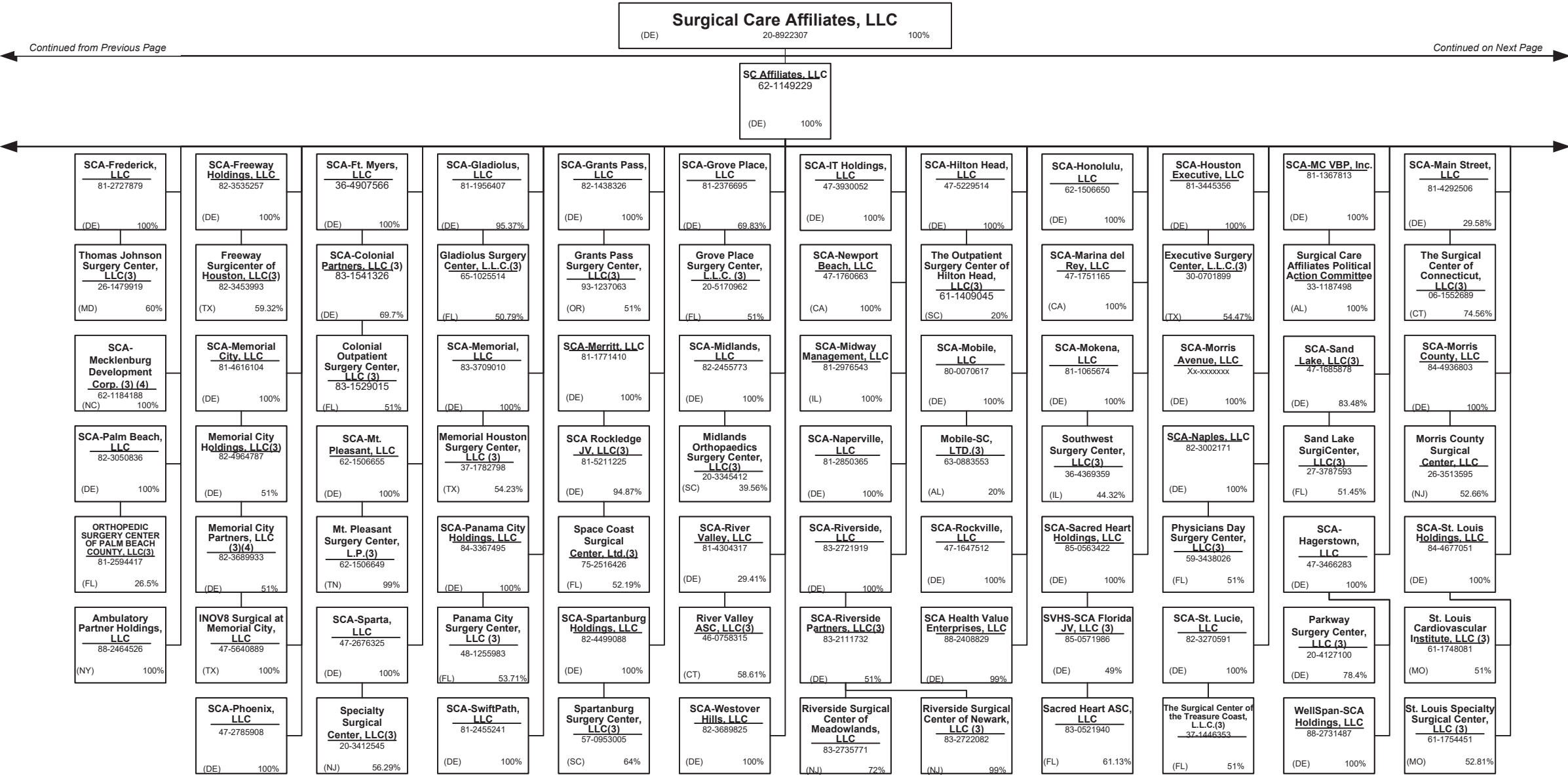
SCHEDULE Y – INFORMATION CONCERNING ACTIVITIES OF INSURER MEMBERS OF A HOLDING COMPANY GROUP
PART 1 – ORGANIZATIONAL CHART



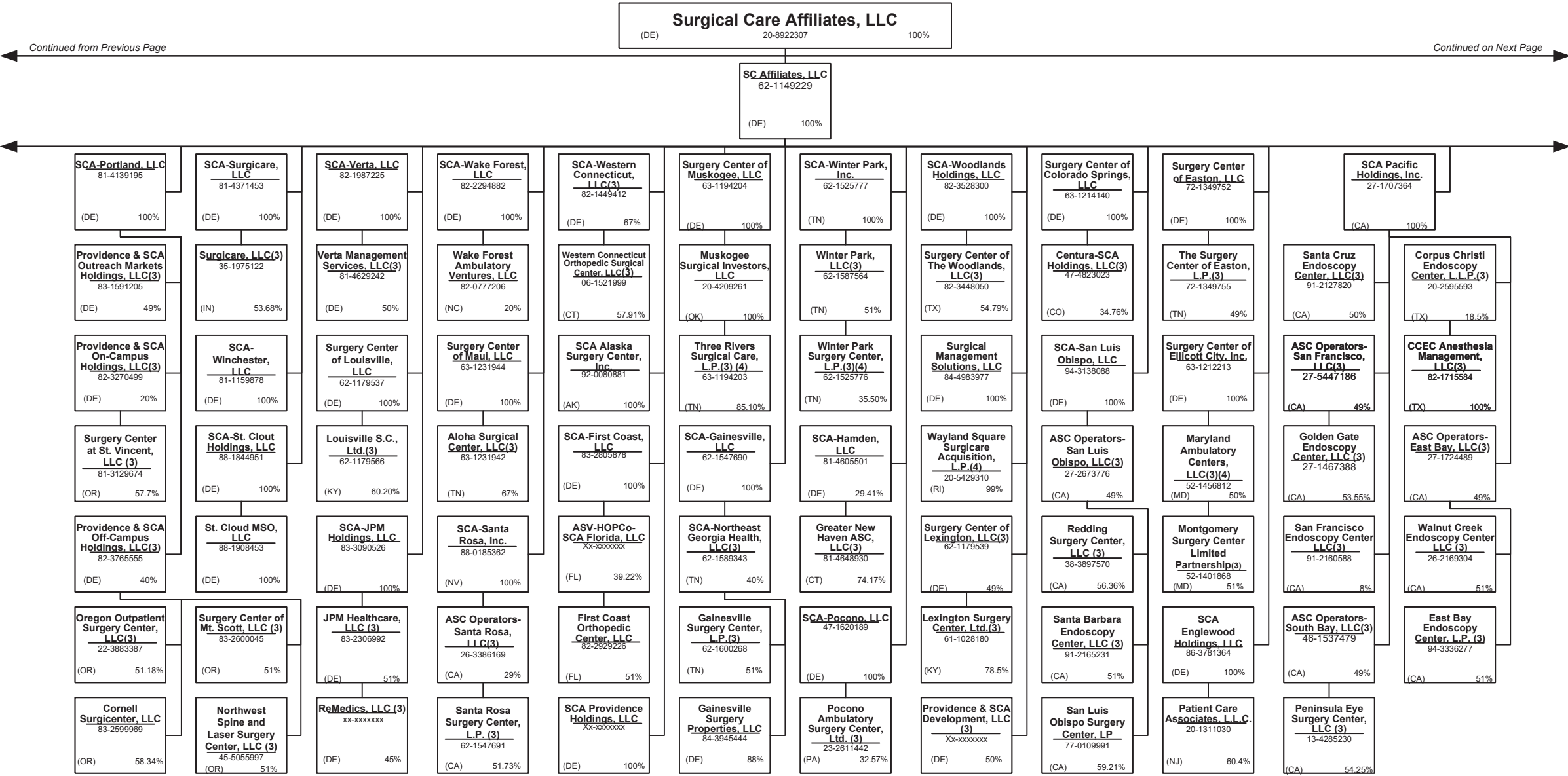
SCHEDULE Y – INFORMATION CONCERNING ACTIVITIES OF INSURER MEMBERS OF A HOLDING COMPANY GROUP
PART 1 – ORGANIZATIONAL CHART



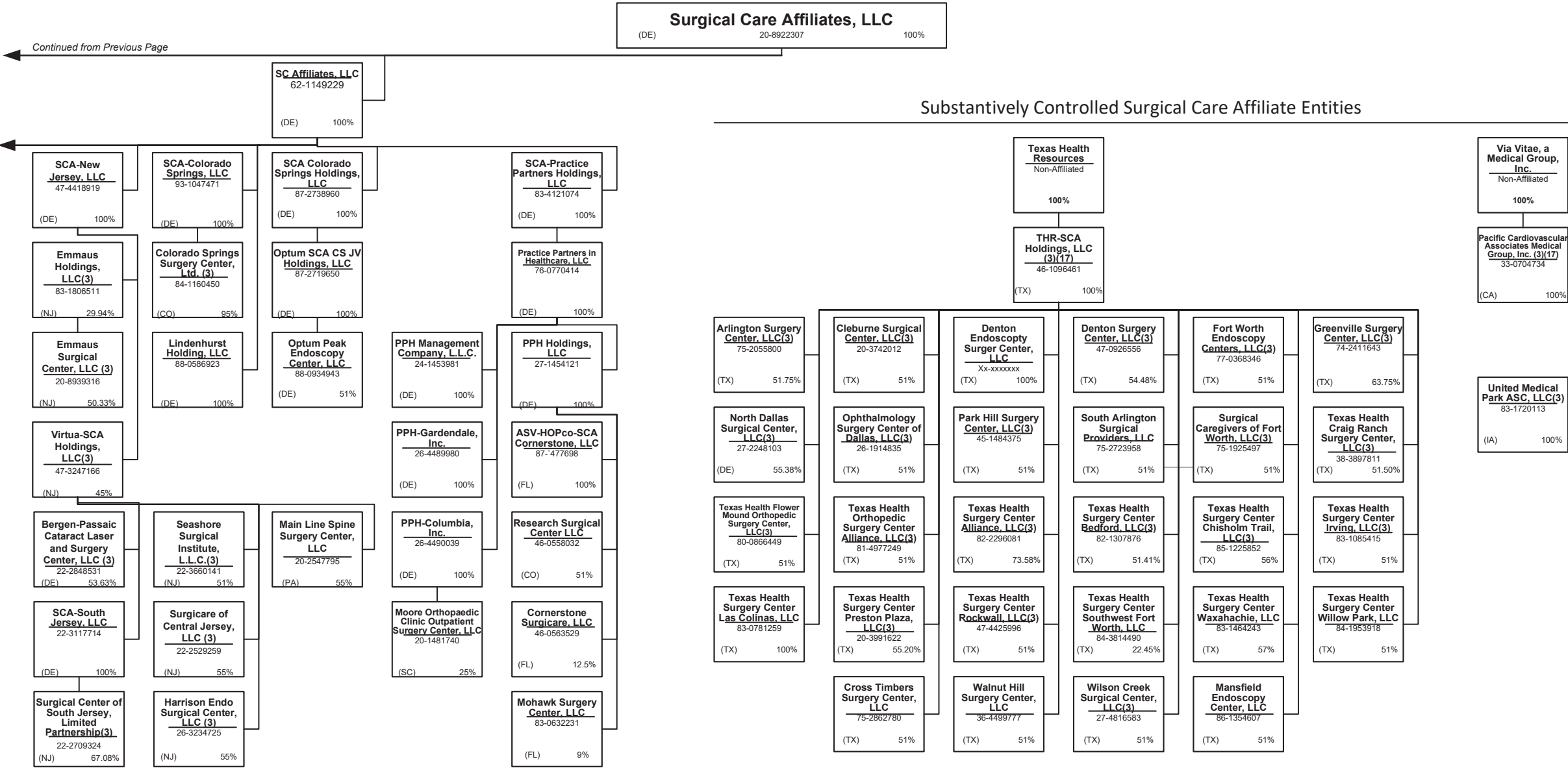
SCHEDULE Y – INFORMATION CONCERNING ACTIVITIES OF INSURER MEMBERS OF A HOLDING COMPANY GROUP
PART 1 – ORGANIZATIONAL CHART



SCHEDULE Y – INFORMATION CONCERNING ACTIVITIES OF INSURER MEMBERS OF A HOLDING COMPANY GROUP
PART 1 – ORGANIZATIONAL CHART



SCHEDULE Y – INFORMATION CONCERNING ACTIVITIES OF INSURER MEMBERS OF A HOLDING COMPANY GROUP
PART 1 – ORGANIZATIONAL CHART



SCHEDULE Y – INFORMATION CONCERNING ACTIVITIES OF INSURER MEMBERS OF A HOLDING COMPANY GROUP
PART 1 – ORGANIZATIONAL CHART
Professionally Owned Entities

Entity Name	Juris.	Federal Tax ID	Entity Name	Juris.	Federal Tax ID
4C Medical Group, PLC	AZ	45-2402948	Carolina Behavioral Care, P.A.	NC	56-1780933
A.G. Dikengil, Inc.	NJ	22-3149900	Carroll Counseling Center LLC	MD	52-2072546
AbleTo Behavioral Health Services of Michigan, P.C.	MI	85-4328419	Centers for Family Medicine, GP	CA	33-0483510
AbleTo Behavioral Health Services of New Jersey, P.C.	NJ	85-4306375	Cielo House, Inc.	CA	87-2440218
AbleTo Behavioral Health Services, PC	CT	47-5519672	Cognitive-Behavioral Therapy Center of Western North Carolina, P.A.	NC	20-3056794
AbleTo Licensed Clinical Social Worker Services, P.C.	CA	85-0739865	Columbia Counseling Center P.A.	MD	52-2052733
AbleTo Psychiatry Health Services, P.C.	MA	88-2290313	Connect Medical, P.C.	NY	32-0551188
AHN Accountable Care Organization, LLC	IN	45-4171713	David C. Anderholm, M.D., P.A.	MN	41-1879063
Aleph Psychological Services Inc.	CA	46-3477124	David Moen, M.D. P.C.	NY	81-5101448
American Health Network of Indiana, LLC	IN	35-2108729	David Moen, M.D., P.C.	CA	85-3287029
AppleCare Hospitalists Medical Group, Inc.	CA	14-1890491	David R. Ferrell, M.D., P.C.	NV	45-2380022
AppleCare Medical ACO, LLC	CA	45-2852872	Day-OP Center Of Long Island Inc.	NY	11-2811353
AppleCare Medical Group St. Francis, Inc.	CA	33-0845269	DBT and EMDR Specialists, P.A.	MN	47-3322541
AppleCare Medical Group, Inc.	CA	33-0898174	Durable Medical Equipment, Inc.	MA	04-3106404
ArchWell Health Professional Services Holding Co.	DE	86-3278602	Elite Focus Clinic, Inc., a Professional Corporation	CA	47-3861802
ArchWell Health Professional Services of Alabama, LLC	AL	86-3152173	Empire Physicians' Medical Group, Inc.	CA	33-0181426
Archwell Health Professional Services of Arizona, LLC	AZ	87-2986923	Eugene Center of Anxiety and Stress, LLC	OR	83-2740282
ArchWell Health Professional Services of Kansas, P.A.	KS	86-3241870	Eugene Therapy, LLC	OR	90-0624377
Archwell Health Professional Services of Nebraska, LLC	NE	87-3065955	Everett Physicians, Inc. P.S.	WA	81-1625636
Archwell Health Professional Services of Nevada, P.C.	NV	88-1285211	Evolve, LLC	WI	61-1752488
ArchWell Health Professional Services of North Carolina, P.C.	NC	86-3222071	Excel MSO, LLC	CA	77-0560460
ArchWell Health Professional Services of Oklahoma, LLC	OK	86-3190019	Family Counseling Associates of Salem Andover LLC	NH	27-0820363
ARTA Western California, Inc.	CA	33-0658815	Ferrell Physician Services, P.C.	NY	87-4007730
Aspectus, Inc.	MA	04-3403101	First Hill Surgery Center, LLC	WA	47-2066485
Atrius Health, Inc.	MA	n/a	First Step Services, LLC	NC	51-0484581
Beaver Medical Group, P.C.	CA	33-0645967	Greater Phoenix Collaborative Care, P.C.	AZ	27-2337725
Behavioral Solutions, P.C.	MA	04-3316367	HealthCare Partners Affiliates Medical Group	CA	95-4526112
Better Health Value Network, LLC	WA	47-4349079	HealthCare Partners ASC-HB, LLC	CA	26-4247365
Bexar Imaging Center, LLC	TX	22-3858211	HealthCare Partners Associates Medical Group, P.C.	CA	45-5273760
California Spring Holdings, PC	CA	81-0881243	HealthCare Partners Medical Group, P.C.	CA	95-4340584
Carbondale Counseling Associates LLC	IL	47-1130641	Heron Ridge Assoc., P.L.C.	MI	80-0020865
CareMount Health Solutions ACO, LLC	NY	—	Homecare Dimensions of Florida, Inc.	TX	81-0884465
CareMount Medical, P.C.	NY	13-3544120	Homecare Dimensions, Inc.	TX	74-2758644

SCHEDULE Y – INFORMATION CONCERNING ACTIVITIES OF INSURER MEMBERS OF A HOLDING COMPANY GROUP
PART 1 – ORGANIZATIONAL CHART
Professionally Owned Entities

Entity Name	Juris.	Federal Tax ID	Entity Name	Juris.	Federal Tax ID
IN Style OPTICAL, LLC	MA	27-3296953	Landmark Medical of Utah, PC	UT	84-2660339
Inland Faculty Medical Group, Inc.	CA	33-0618077	Landmark Medical of Virginia, P.C.	VA	85-0839774
Inspiris Medical Services of New Jersey, P.C.	NJ	45-2563134	Landmark Medical of Washington, PC	WA	47-3028655
INSPIRIS of Michigan Medical Services, P.C.	MI	27-1561674	Landmark Medical, P.C.	NY	47-1588943
INSPIRIS of New York Medical Services, P.C.	NY	13-4168739	Level2 Medical Services, P.A.	DE	84-5003916
INSPIRIS of Pennsylvania Medical Services, P.C.	PA	26-2895670	Level2 Medical Services, P.A. New Jersey	NJ	87-2684015
Jonathan E. Goldberg, Ph.D., Inc.	MA	26-3013277	Level2 Medical Services, P.C. Alaska	AK	87-2600511
Joyce Marter & Associates, P.C.	IL	26-3478896	Level2 Medical Services, P.C. Califomia	CA	84-5003916
K.P. Counseling, Ltd.	IL	30-0089259	Level2 Medical Services, P.C. Utah	UT	87-0989804
Kelsey-Seybold Medical Group, PLLC	TX	76-0386391	Life Strategies Counseling, Inc.	AR	20-0468524
KS Pharm, LLC	TX	84-2355006	LifeSolutions Counseling Associates, P.C.	IN	26-3292877
KS SC, LLC	TX	84-2241460	March Vision Care Group, Incorporated	CA	95-4874334
Landmark Connect of Pennsylvania, PC	PA	82-4513634	March Vision Care IPA, Inc.	NY	27-3115058
Landmark Medical of Arkansas, P.A.	AR	85-0997438	March Vision Care of Texas, Inc.	TX	45-4227915
Landmark Medical of California, PC	CA	47-4553619	MAT-RX DEVELOPMENT, L.L.C.	TX	43-1967820
Landmark Medical of Connecticut, PC	CT	83-2295301	Mat-Rx Fort Worth GP, L.L.C.	TX	35-2262695
Landmark Medical of Florida, P.A.	FL	85-0838149	ME Urgent Care Nebraska, Inc.	NE	81-0936574
Landmark Medical of Idaho, PC	ID	--	MedExpress Employed Services, Inc.	DE	81-1265129
Landmark Medical of Kansas, P.A.	KS	82-4633545	MedExpress Primary Care Arizona, P.C.	AZ	81-4550969
Landmark Medical of Kentucky, PSC	KY	82-4881602	MedExpress Primary Care Arkansas, P.A.	AR	84-4234388
Landmark Medical of Louisiana, a Professional Corporation	LA	82-4881732	MedExpress Primary Care Kansas, P.A.	KS	81-4605885
Landmark Medical of Massachusetts, PLLC	MA	81-5364097	MedExpress Primary Care Maryland, P.C.	MD	82-3384324
Landmark Medical of Michigan, P.C.	MI	86-3599871	MedExpress Primary Care Massachusetts, P.C.	MA	82-1096099
Landmark Medical of Mississippi, P.C.	MS	82-5084178	MedExpress Primary Care Minnesota P.C.	MN	81-4396738
Landmark Medical of Missouri, P.C.	MO	82-4857713	MedExpress Primary Care Oklahoma, P.C.	OK	83-1077265
Landmark Medical of New Hampshire, P.C.	NH	85-1174070	MedExpress Primary Care South Carolina, P.C.	SC	83-0764858
Landmark Medical of North Carolina, P.C.	NC	82-4256752	MedExpress Primary Care Texas, P.A.	TX	84-2500750
Landmark Medical of Ohio, Professional Corporation	OH	82-4864947	MedExpress Primary Care Virginia, P.C.	VA	82-3395792
Landmark Medical of Oregon, PC	OR	47-2926188	MedExpress Primary Care West Virginia, Inc.	WV	82-4401181
Landmark Medical of Pennsylvania, PC	PA	81-1605378	MedExpress Primary Care Wisconsin, S.C.	WI	81-4563448
Landmark Medical of Rhode Island, PC	RI	84-2830065	MedExpress Urgent Care – New Jersey, P.C.	NJ	45-5388778
Landmark Medical of Tennessee, PC	TN	30-1288593	MedExpress Urgent Care - Northern New Jersey PC	NJ	83-2089623
Landmark Medical of Texas, PA	TX	83-2296389	MedExpress Urgent Care Arizona, P.C.	AZ	81-4030280

SCHEDULE Y – INFORMATION CONCERNING ACTIVITIES OF INSURER MEMBERS OF A HOLDING COMPANY GROUP
PART 1 – ORGANIZATIONAL CHART
Professionally Owned Entities

Entity Name	Juris.	Federal Tax ID	Entity Name	Juris.	Federal Tax ID
MedExpress Urgent Care Arkansas, P.A.	AR	46-4348120	Mindscapes Counseling, LLC	CT	47-2117693
MedExpress Urgent Care California, P.C.	CA	82-0930142	Mobile Medical Services of New Jersey, PC	NJ	81-2977678
MedExpress Urgent Care Connecticut, P.C.	CT	81-1956812	Mobile Medical Services, P.C.	NY	30-0445773
MedExpress Urgent Care Idaho, P.C.	ID	82-1135336	Monarch Health Plan, Inc.	CA	22-3935634
MedExpress Urgent Care Illinois, P.C.	IL	47-4308614	Monarch HealthCare, A Medical Group, Inc.	CA	33-0587660
MedExpress Urgent Care Iowa, P.C.	IA	81-5353472	Monika Roots, M.D., P.C.	CA	84-4887072
MedExpress Urgent Care Kansas, P.A.	KS	47-1919283	Mosaic Management Services, Inc.	CA	20-5892451
MedExpress Urgent Care Minnesota P.C.	MN	81-1125396	NAMM Medical Group Holdings, Inc.	CA	56-2627070
MedExpress Urgent Care Missouri P.C.	MO	47-3132625	NAMM MGH, Inc.	CA	61-1627269
MedExpress Urgent Care North Carolina, P.C.	NC	81-5138747	naviHealth Coordinated Care SC, P.C.	MI	85-0975337
MedExpress Urgent Care Oregon, P.C.	OR	82-1919436	naviHealth Michigan HBPC, P.C.	MI	84-3469040
MedExpress Urgent Care Rhode Island, P.C.	RI	81-5362765	NC Center For Resiliency, PLLC	NC	47-2693055
MedExpress Urgent Care South Carolina, P.C.	SC	81-5380706	New Perspectives Center for Counseling & Therapy, L.L.C.	OR	93-1173779
MedExpress Urgent Care Texas, P.A.	TX	47-5147441	New York Licensed Clinical Social Work, P.C.	NY	86-3891057
MedExpress Urgent Care Washington, P.C.	WA	82-2443118	Northlight Counseling Associates, Inc.	AZ	86-0646417
MedExpress Urgent Care Wisconsin, S.C.	WI	81-4281678	Northwest Medical Group Alliance, LLC	WA	91-1699944
MedExpress Urgent Care, Inc. – West Virginia	WV	26-4546400	NPN IPA Washington, PLLC	WA	61-1855159
MedExpress Urgent Care, P.C. – Georgia	GA	47-1804667	Oakland Psychological Clinic, P.C.	MI	38-2481929
MedExpress Urgent Care, P.C. – Indiana	IN	90-0929572	OHR Physician Group, P.C.	OR	93-0979031
MedExpress Urgent Care, P.C. – Maryland	MD	45-3461101	Optum Clinic, P.A.	TX	75-2778455
MedExpress Urgent Care, P.C. – Massachusetts	MA	47-1857908	Optum Medical Care of New Jersey, P.C.	NJ	22-3624559
MedExpress Urgent Care, P.C. – Michigan	MI	46-4793937	Optum Medical Services of California, P.C.	CA	30-0826311
MedExpress Urgent Care, P.C. – Oklahoma	OK	47-1824365	Optum Medical Services of Colorado, P.C.	CO	45-5424191
MedExpress Urgent Care, P.C. – Pennsylvania	PA	26-3750502	Optum Medical Services, P.C.	NC	45-3866363
MedExpress Urgent Care, P.C. – Tennessee	TN	45-4973138	Oregon Healthcare Resources, LLC	OR	27-3674492
MedExpress Urgent Care, P.C. – Virginia	VA	45-3123110	Peninsula Psychological Center, Inc., P.S.	WA	91-1885912
MedExpress Urgent Care, P.S.C. - Kentucky	KY	83-1565124	Perspectives of Troy, P.C.	MI	38-2592367
MedExpress, Inc. – Delaware	DE	45-5436856	Physician Partners Medical Group, Inc.	CA	30-0516435
Memorial Healthcare IPA, GP	CA	95-4688463	Physicians Care Network, L.L.C.	WA	91-1822767
Mental Health Resources, PLLC	TN	62-1396317	Physicians Medical Group of San Jose, Inc.	CA	94-2722082
MH Physician Three Holdco, a Medical Corporation	CA	27-4691544	Physicians Medical Health Plan	CA	84-3715606
MHCH, Inc.	CA	80-0507474	Physicians Medical Holdings	CA	86-2631012
MHIPA Physician Two Holdco, a Medical Corporation	CA	27-4691508	Pilot Holdings, P.C.	CA	87-3931756

SCHEDULE Y – INFORMATION CONCERNING ACTIVITIES OF INSURER MEMBERS OF A HOLDING COMPANY GROUP**PART 1 – ORGANIZATIONAL CHART****Professionally Owned Entities**

Entity Name	Juris.	Federal Tax ID	Entity Name	Juris.	Federal Tax ID
Pinnacle Medical Group, Inc.	CA	33-0795271	Riverside Community Healthplan Medical Group, Inc.	CA	33-0055097
Polyclinic Holdings, P.C.	WA	83-3042027	Riverside Electronic Healthcare Resources, Inc.	CA	20-3420379
POLYCLINIC MANAGEMENT SERVICES COMPANY, LLC	WA	46-0508606	Robert B. McBeath, M.D. II, P.C.	NV	86-0857176
Primary Care Associated Medical Group, Inc.	CA	33-0527335	Robert B. McBeath, M.D. III, P.C.	NV	46-2662506
Prime Community Care, Inc.	CA	30-0516440	Robert B. McBeath, M.D., Professional Corporation	NV	88-0310956
ProHEALTH Accountable Care Medical Group, PLLC	NY	45-4469117	Saad A. Shakir, M.D., Inc.	CA	77-0398259
ProHEALTH Ambulatory Surgery Center, Inc.	NY	11-3447394	San Bernardino Medical Group, Inc.	CA	--
ProHEALTH Care Associates of New Jersey LLP	NJ	47-5656253	Sanvello Behavioral Health Services of Michigan, P.C.	DE	85-1941832
ProHEALTH Care Associates, L.L.P.	NY	11-3355604	Sanvello Behavioral Health Services of New Jersey, P.C.	NJ	85-0666386
ProHEALTH Medical NY, P.C.	NY	47-1388406	Sanvello Behavioral Health Services of North Carolina, P.C.	NC	85-1959641
ProHealth Physicians, P.C.	CT	06-1469068	Sanvello Behavioral Health Services of Texas, P.A.	TX	84-3152209
ProHEALTH Urgent Care Medicine of New Jersey LLP	NJ	47-5661535	Sanvello Behavioral Health Services, P.A.	DE	84-1754732
ProHEALTH Urgent Care Medicine, PLLC	NY	46-1883579	Saris Counseling, LLC	WI	--
Prospero Health Partners Florida, Inc.	FL	85-0775386	Seattle Psychology, P.L.L.C.	WA	46-3238571
Prospero Health Partners New York, P.C.	NY	82-2400620	Serenity Family and Psychology Counseling Center, P.C.	CA	45-3802527
Prospero Health Partners North Carolina, P.C.	NC	84-4569314	Shark Holdings, P.C.	CA	87-3142148
Prospero Health Partners, P.C.	MN	84-3234753	Sherman Counseling Management, LLC	WI	47-5082677
Prospero Medical Services New Jersey, P.C.	NJ	84-3844362	Silicon Valley TMS of Monterey Bay, GP	CA	81-3200297
Prospero Medical Services, P.A.	FL	87-2406404	Southern California Medical Practice Concepts, LLC	CA	30-0743767
Psychiatry Services of New York, P.C.	NY	85-0921665	Spring Behavioral Health of New Jersey, LLC	NJ	82-3087236
Psychiatry Specialists Inc.	IL	27-3409538	Springfield Psychological, P.C.	PA	23-2833266
Psychological Healthcare, PLLC	NY	16-1484552	Surgical Eye Experts, LLC	MA	65-1321064
Red Oak Counseling, Ltd.	WI	20-0785644	Talbert Medical Group, P.C.	CA	93-1172065
Redlands Family Practice Medical Group, Inc.	CA	56-2627067	TeamMD Physicians, P.C.	IA	42-1446216
Refresh Canopy Cove, Inc.	FL	82-3603285	The Everett Clinic, PLLC	WA	91-0214500
Refresh Centers, Inc.	IN	30-0358493	The Evergreen Clinic, PLLC	WA	91-1882555
Refresh Connecticut LLC	CT	84-2663780	The Polyclinic, PLLC	WA	91-0369070
Refresh Evolve, LLC	WI	83-4507157	The Potter's House Family & Children Treatment Center, LLC	GA	20-8357849
Refresh In-Home Counseling LLC	IL	82-5351068	The Tabor Therapy Group, Inc.	IL	46-5461304
Refresh Midwest Operations, S.C.	WI	82-2491689	Triangle Counseling Agency, Inc.	NC	26-2552129
Refresh Pennsylvania, LLC	PA	84-1756547	USMD Diagnostic Services, LLC	TX	27-2803133
Reliant Medical Group The Endoscopy Center, LLC	MA	20-5251393	USMD Hospital at Arlington, L.P.	TX	73-1662763
Reliant Medical Group, Inc.	MA	04-2472266	USMD Hospital at Fort Worth, L.P.	TX	20-3571243

SCHEDULE Y – INFORMATION CONCERNING ACTIVITIES OF INSURER MEMBERS OF A HOLDING COMPANY GROUP
PART 1 – ORGANIZATIONAL CHART
Professionally Owned Entities

Entity Name	Juris.	Federal Tax ID
USMD of Arlington GP, L.L.C.	TX	73-1662757
Vitucci, LCSW, P.C.	IL	85-1453387
Waypoint Minnesota PC	MN	46-2854394
WellMed Florida Medicare ACO, LLC	TX	84-2233329
WellMed Florida Services, PLLC	TX	45-2158334
WellMed Greater Texas Medicare ACO, LLC	TX	84-2178104
WellMed Medical Group, P.A.	TX	74-2574229
WellMed Network of Florida, Inc.	TX	35-2314192
WellMed Networks - DFW, Inc.	TX	41-2250215
WellMed Networks, Inc.	TX	74-2889447
WellMed of Las Cruces, Inc.	TX	92-0183013
WellMed Tampa/Orlando Medicare ACO, LLC	TX	84-2193803
WellMed Texas Medicare ACO, LLC	TX	84-2219968
XLHome Michigan, P.C.	MI	46-3537245
XLHome Northeast, P.C.	NJ	45-5530241
XLHome Oklahoma, Inc.	OK	46-2931689
XLHome, P.C.	MD	27-3543997

SCHEDULE Y – INFORMATION CONCERNING ACTIVITIES OF INSURER MEMBERS OF A HOLDING COMPANY GROUP
PART 1 – ORGANIZATIONAL CHART

Organizational Chart Footnotes

- (1) Entity is owned in full or in part by a UnitedHealth Group Incorporated friendly physician.
- (2) Control of the Foundation is based on sole membership, not the ownership of voting securities.
- (3) The remaining percentage is owned either by a non-affiliated entity, outside investor(s), current/former company officer(s), or third party shareholder(s).
- (4) The minority percentage is owned by one or more affiliated UnitedHealth Group Incorporated subsidiaries. Voting rights do vary.
- (5) No information of the other shareholder(s) has been provided
- (6) General partnership interests are held by United HealthCare Services, Inc. (89.77%) and by UnitedHealthcare, Inc. (10.23%). United HealthCare Services, Inc. also holds 100% of the limited partnership interests. When combining general and limited partner interests, United HealthCare Services, Inc. owns 94.18% and UnitedHealthcare, Inc. owns 5.83%.
- (7) Branch offices in Iraq and Uganda.
- (8) H&W Indemnity (SPC), Ltd. is an exempted segregated portfolio company organized under the laws of the Cayman Islands and holds a Cayman insurance license.
- (9) Registered as a foreign shareholder in Brazil.
- (10) Open
- (11) Polar II Fundo de Investimento em Participações is a Brazilian private equity investment fund incorporated in the form of a closed-end condominium.
- (12) N/A
- (13) Entity has a representative office in Beijing, China.
- (14) Open
- (15) Registered branch in the United Kingdom.
- (16) Open
- (17) Entity is not directly owned by the parent. However, the parent does have a viable economic interest as well as control over the entity through contractual agreements.

SCHEDULE Y
PART 1A - DETAIL OF INSURANCE HOLDING COMPANY SYSTEM

1	2	3	4	5	6	7	8	9	10	11	12	13	14	15	16
Group Code	Group Name	NAIC Company Code	ID Number	Federal RSSD	CIK	Name of Securities Exchange if Publicly Traded (U.S. or International)	Names of Parent, Subsidiaries Or Affiliates	Domi-ciliary Location	Relation-ship to Reporting Entity	Directly Controlled by (Name of Entity/Person)	Type of Control (Ownership, Board, Management, Attorney-in-Fact, Influence, Other)	If Control is Ownership Provide Percentage	Ultimate Controlling Entity(ies)/Person(s)	Is an SCA Filing Re-quired? (Yes/No)	*
		.00000	98-1308130				1070715 B.C. Unlimited Liability CompanyCAN	.NIA	OptumRx Group Holdings, Inc.	Ownership.....	100.000	UnitedHealth Group IncorporatedNO
		.00000	20-2904092				1st Avenue Pharmacy, Inc.IA	.NIA	Genoa Healthcare LLC	Ownership.....	100.000	UnitedHealth Group IncorporatedNO
		.00000	27-2624551				310 Canyon Medical, LLCCA	.NIA	Monarch Management Services, Inc.	Ownership.....	100.000	UnitedHealth Group IncorporatedNO
		.00000	45-2402948				4C Medical Group, PLCAZ	.NIA	Greater Phoenix Collaborative Care, P.C.	Ownership.....	100.000	UnitedHealth Group IncorporatedNO1
		.00000	84-1900997				4C MSO LLCDE	.NIA	Collaborative Care Holdings, LLC	Ownership.....	70.000	UnitedHealth Group IncorporatedNO
		.00000	35-2607738				5995 Minnetonka, LLCDE	.NIA	UnitedHealthcare Insurance Company	Ownership.....	100.000	UnitedHealth Group IncorporatedNO
		.00000	41-2174802				A Better Way Therapy, L.L.C.NE	.NIA	Refresh Mental Health, Inc.	Ownership.....	100.000	UnitedHealth Group IncorporatedNO
		.00000	22-3149900				A.G. Dikengil, Inc.NJ	.NIA	Optum Medical Care of New Jersey, P.C.	Ownership.....	100.000	UnitedHealth Group IncorporatedNO1
		.00000					A+ Learning and Development Centers LLCOH	.NIA	OhioSolutions.org LLC	Ownership.....	100.000	UnitedHealth Group IncorporatedNO
		.00000	85-4328419				AbleTo Behavioral Health Services of Michigan, P.C.MI	.NIA	Physician(s) Owned	Influence.....	0.000	UnitedHealth Group IncorporatedNO1
		.00000	85-4306375				AbleTo Behavioral Health Services of New Jersey, P.C.NJ	.NIA	Physician(s) Owned	Influence.....	0.000	UnitedHealth Group IncorporatedNO1
		.00000	47-5519672				AbleTo Behavioral Health Services, P.C.CT	.NIA	Physician(s) Owned	Influence.....	0.000	UnitedHealth Group IncorporatedNO1
		.00000	85-0739865				AbleTo Licensed Clinical Social Worker Services, P.C.CA	.NIA	Physician(s) Owned	Influence.....	0.000	UnitedHealth Group IncorporatedNO1
		.00000	88-2290313				AbleTo Psychiatry Health Services, P.C.MA	.NIA	Physician(s) Owned	Influence.....	0.000	UnitedHealth Group IncorporatedNO1
		.00000	46-2468224				AbleTo, Inc.DE	.NIA	Avery Parent Holdings, Inc.	Ownership.....	100.000	UnitedHealth Group IncorporatedNO
		.00000	26-3329157				Accurate Rx Pharmacy Consulting, LLCMO	.NIA	Diplomat Pharmacy, Inc.	Ownership.....	100.000	UnitedHealth Group IncorporatedNO
		.00000	41-1913523				ACN Group IPA of New York, Inc.NY	.NIA	OptumHealth Care Solutions, LLC	Ownership.....	100.000	UnitedHealth Group IncorporatedNO
		.00000	27-0015861				ACN Group of California, Inc.CA	.IA	OptumHealth Care Solutions, LLC	Ownership.....	100.000	UnitedHealth Group IncorporatedNO
		.00000	98-1446128				Administradora Clínica La Colina S.A.S.COL	.NIA	CDC Holdings Colombia S.A.S.	Ownership.....	50.000	UnitedHealth Group IncorporatedNO
		.00000	98-1446128				Administradora Clínica La Colina S.A.S.COL	.NIA	Banmédica Internacional SpA	Ownership.....	50.000	UnitedHealth Group IncorporatedNO
		.00000	98-1446125				Administradora Country S.A.S.COL	.NIA	CDC Holdings Colombia S.A.S.	Ownership.....	50.000	UnitedHealth Group IncorporatedNO
		.00000	98-1446125				Administradora Country S.A.S.COL	.NIA	Banmédica Internacional SpA	Ownership.....	50.000	UnitedHealth Group IncorporatedNO
		.00000	98-1451601				Administradora Médica Centromed S.A.CHL	.NIA	Vida Integra S.p.A.	Ownership.....	76.750	UnitedHealth Group IncorporatedNO
		.00000	20-1310827				Advanced Surgery Center of Clifton, LLCNJ	.NIA	SCA Clifton, LLC	Ownership.....	74.100	UnitedHealth Group IncorporatedNO
		.00000	47-5144859				Advanced Surgical Center, LLCTX	.NIA	SCA Duncanville Holdings, LLC	Ownership.....	51.000	UnitedHealth Group IncorporatedNO
		.00000	26-4093335				Advanced Surgical Hospital, LLCPA	.NIA	SCA Southwestern PA, LLC	Ownership.....	50.452	UnitedHealth Group IncorporatedNO
		.00000	26-3209183				Advanced Therapy Associates, LLCOK	.NIA	Refresh Mental Health, Inc.	Ownership.....	100.000	UnitedHealth Group IncorporatedNO
		.00000	47-5337115				Advocate Condell Ambulatory Surgery Center, LLCIL	.NIA	Advocate-SCA Partners, LLC	Ownership.....	51.000	UnitedHealth Group IncorporatedNO
		.00000	36-4437931				Advocate Southwest Ambulatory Surgery Center, LLCIL	.NIA	Advocate-SCA Partners, LLC	Ownership.....	74.500	UnitedHealth Group IncorporatedNO
		.00000	47-4012497				Advocate-SCA Partners, LLCDE	.NIA	SCA-Illinois, LLC	Ownership.....	51.000	UnitedHealth Group IncorporatedNO
		.00000	46-1494814				Affirmations Psychological Services, LLCOH	.NIA	Refresh Mental Health, Inc.	Ownership.....	100.000	UnitedHealth Group IncorporatedNO
		.00000	45-4171713				AHN Accountable Care Organization, LLCIN	.NIA	American Health Network of Indiana, LLC	Ownership.....	100.000	UnitedHealth Group IncorporatedNO1
		.00000	35-2109566				AHN Central Services, LLCIN	.NIA	AHN Target Holdings, LLC	Ownership.....	100.000	UnitedHealth Group IncorporatedNO
		.00000	35-2582899				AHN Target Holdings, LLCDE	.NIA	Collaborative Care Holdings, LLC	Ownership.....	80.100	UnitedHealth Group IncorporatedNO
		.00000	30-1301656				Aircraft Flight Specialists LLCDE	.NIA	United HealthCare Services, Inc.	Ownership.....	100.000	UnitedHealth Group IncorporatedNO
		.00000	46-3477124				Aleph Psychological Services Inc.CA	.NIA	Physician(s) Owned	Influence.....	0.000	UnitedHealth Group IncorporatedNO1
		.00000	98-1447435				Alliansalud Entidad Promotora de Salud S.A.COL	.NIA	Constructora Inmobiliaria Magapoq S.A.	Ownership.....	0.000	UnitedHealth Group IncorporatedNO
		.00000	98-1447435				Alliansalud Entidad Promotora de Salud S.A.COL	.NIA	Banmédica S.A.	Ownership.....	76.290	UnitedHealth Group IncorporatedNO
.0707	UnitedHealth Group Incorporated82406	35-1665915				All Savers Insurance CompanyIN	.IA	Golden Rule Financial Corporation	Ownership.....	100.000	UnitedHealth Group IncorporatedNO
							All Savers Life Insurance Company of CaliforniaCA	.IA	Golden Rule Financial Corporation	Ownership.....	100.000	UnitedHealth Group IncorporatedNO
.0707	UnitedHealth Group Incorporated73130	35-1744596				Alliance Surgical Center, LLCFL	.NIA	Endoscopy Center Affiliates, Inc.	Ownership.....	12.500	UnitedHealth Group IncorporatedNO
		.00000	27-1367127				Alliance Surgical Center, LLCFL	.NIA	SCA-Alliance, LLC	Ownership.....	51.000	UnitedHealth Group IncorporatedNO
		.00000	87-2158427				Allina Health Heart and Vascular Surgery Center, LLCMN	.NIA	WestHealth JV Holdings, LLC	Ownership.....	100.000	UnitedHealth Group IncorporatedNO2
		.00000	87-1746250				Allina Health Surgery Center-Brooklyn Park, LLCMN	.NIA	WestHealth JV Holdings, LLC	Ownership.....	51.000	UnitedHealth Group IncorporatedNO2
		.00000	63-1231942				Aloha Surgical Center, LLCTN	.NIA	Surgery Center of Maui, LLC	Ownership.....	67.000	UnitedHealth Group IncorporatedNO
		.00000	65-1095227				Ambient Healthcare, Inc.FL	.NIA	Ambient Holdings, Inc.	Ownership.....	100.000	UnitedHealth Group IncorporatedNO

SCHEDULE Y
PART 1A - DETAIL OF INSURANCE HOLDING COMPANY SYSTEM

1	2	3	4	5	6	7	8	9	10	11	12	13	14	15	16
Group Code	Group Name	NAIC Company Code	ID Number	Federal RSSD	CIK	Name of Securities Exchange if Publicly Traded (U.S. or International)	Names of Parent, Subsidiaries Or Affiliates	Domi-ciliary Loca-tion	Relation-ship to Reporting Entity	Directly Controlled by (Name of Entity/Person)	Type of Control (Ownership, Board, Management, Attorney-in-Fact, Influence, Other)	If Control is Owner-ship Provide Percen-tage	Ultimate Controlling Entity(ies)/Person(s)	Is an SCA Filing Re-quired? (Yes/No)	*
		.00000	45-2161438				Ambient Holdings, Inc.DE	.NIA.....	Optum Infusion Services 500, Inc.	Ownership.....	100.000	UnitedHealth Group IncorporatedNO..
		.00000	88-2464526				Ambulatory Partner Holdings, LLCNY	.NIA.....	SC Affiliates, LLC	Ownership.....	100.000	UnitedHealth Group IncorporatedNO..
		.00000	45-4770582				American Health Network of Indiana Care Organization, LLCIN	.NIA.....	AHN Target Holdings, LLC	Ownership.....	100.000	UnitedHealth Group IncorporatedNO..
		.00000	35-1930805				American Health Network of Indiana II, LLCIN	.NIA.....	AHN Target Holdings, LLC	Ownership.....	100.000	UnitedHealth Group IncorporatedNO..
		.00000	35-2108729				American Health Network of Indiana, LLCIN	.NIA.....	Physician(s) Owned	Influence.....	0.000	UnitedHealth Group IncorporatedNO..1
		.00000	85-2849994				American Health Network of Kentucky, LLCKY	.NIA.....	AHN Target Holdings, LLC	Ownership.....	100.000	UnitedHealth Group IncorporatedNO..
		.00000	45-4132160				American Health Network of Ohio Care Organization, LLCOH	.NIA.....	AHN Target Holdings, LLC	Ownership.....	100.000	UnitedHealth Group IncorporatedNO..
		.00000	31-1424956				American Health Network of Ohio II, LLCOH	.NIA.....	AHN Target Holdings, LLC	Ownership.....	100.000	UnitedHealth Group IncorporatedNO..
		.00000	31-1424957				American Health Network of Ohio, LLCOH	.NIA.....	AHN Target Holdings, LLC	Ownership.....	100.000	UnitedHealth Group IncorporatedNO..
		.00000	54-1743136				AmeriChoice CorporationDE	.NIA.....	UnitedHealth Group Incorporated	Ownership.....	100.000	UnitedHealth Group IncorporatedNO..
0707	UnitedHealth Group Incorporated	.95497	22-3368602				AmeriChoice of New Jersey, Inc.NJ	.IA.....	AmeriChoice Corporation	Ownership.....	100.000	UnitedHealth Group IncorporatedNO..
		.00000	98-1108620				Amico Saúde Ltda.BRA	.NIA.....	Santa Helena Assistência Médica S.A.	Ownership.....	99.277	UnitedHealth Group IncorporatedNO..
		.00000	98-1108620				Amico Saúde Ltda.BRA	.NIA.....	Cemed Care – Empresa de Atendimento Clínico Geral Ltda.	Ownership.....	0.723	UnitedHealth Group IncorporatedNO..
		.00000	20-4446058				Amigo Family Counseling, LLCOH	.NIA.....	Refresh Mental Health, Inc.	Ownership.....	100.000	UnitedHealth Group IncorporatedNO..
		.00000					Amil Assistência Médica Internacional S.A.BRA	.NIA.....	Participações Multiestratégia Amil Assistência Médica Internacional S.A.	Ownership.....	100.000	UnitedHealth Group IncorporatedNO..
		.00000	98-1138212				AMIL International S.á.r.l.LUX	.NIA.....		Ownership.....	100.000	UnitedHealth Group IncorporatedNO..
		.00000	98-1454564				Análisis Clínicos ML S.A.C.PER	.NIA.....	Pacífico S.A. Entidad Prestadora de Salud S.A.	Ownership.....	100.000	UnitedHealth Group IncorporatedNO..
		.00000					Angiografia e Hemodinâmica Madre Theodora Ltda.BRA	.NIA.....	Esho – Empresa de Serviços Hospitalares S.A.	Ownership.....	51.000	UnitedHealth Group IncorporatedNO..
		.00000	82-5124069				Anne Arundel-SCA Holdings, LLCMD	.NIA.....	SCA-Anne Arundel, LLC	Ownership.....	33.340	UnitedHealth Group IncorporatedNO..2
		.00000	82-4763728				Anne Arundel-SCA Surgicenter, LLCMD	.NIA.....	Anne Arundel-SCA Holdings, LLC	Ownership.....	62.260	UnitedHealth Group IncorporatedNO..2
		.00000	36-4210293				Antelope Valley Surgery Center, L.P.CA	.NIA.....	NSC Lancaster, LLC	Ownership.....	90.744	UnitedHealth Group IncorporatedNO..
		.00000	26-3913051				Apothecary Holdings, Inc.DE	.NIA.....	OptumRx Holdings, LLC	Ownership.....	100.000	UnitedHealth Group IncorporatedNO..
		.00000	14-1890491				AppleCare Hospitalists Medical Group, Inc.CA	.NIA.....	Physician(s) Owned	Influence.....	0.000	UnitedHealth Group IncorporatedNO..1
		.00000	45-2852872				AppleCare Medical ACO, LLCCA	.NIA.....	AppleCare Medical Group, Inc.	Ownership.....	100.000	UnitedHealth Group IncorporatedNO..1
		.00000	33-0845269				AppleCare Medical Group St. Francis, Inc.CA	.NIA.....	Physician(s) Owned	Influence.....	0.000	UnitedHealth Group IncorporatedNO..1
		.00000	33-0898174				AppleCare Medical Group, Inc.CA	.NIA.....	Physician(s) Owned	Influence.....	0.000	UnitedHealth Group IncorporatedNO..1
		.00000	27-2068687				AppleCare Medical Management, LLCDE	.NIA.....	Collaborative Care Holdings, LLC	Ownership.....	100.000	UnitedHealth Group IncorporatedNO..
		.00000					APS – Assistência Personalizada à Saúde Ltda.BRA	.NIA.....	Amil Assistência Médica Internacional S.A.	Ownership.....	100.000	UnitedHealth Group IncorporatedNO..
		.00000	98-1399975				Aquitania Chilean Holding SpACHL	.NIA.....	Bordeaux UK Holdings II Limited	Ownership.....	100.000	UnitedHealth Group IncorporatedNO..
		.00000	87-2065975				Arcadia JV Holdings, LLCDE	.NIA.....	Surgicenters of Southern California, Inc.	Ownership.....	51.000	UnitedHealth Group IncorporatedNO..
		.00000	75-2285078				Arcadia Outpatient Surgery Center, L.P.CA	.NIA.....	Surgicenters of Southern California, Inc.	Ownership.....	24.500	UnitedHealth Group IncorporatedNO..2
		.00000	75-2285078				Arcadia Outpatient Surgery Center, L.P.CA	.NIA.....	Arcadia JV Holdings, LLC	Ownership.....	51.000	UnitedHealth Group IncorporatedNO..2
		.00000	86-3124559				ArchWell Health MSO, LLCDE	.NIA.....	ArchWell Health, LLC	Ownership.....	100.000	UnitedHealth Group IncorporatedNO..
		.00000	86-3278602				ArchWell Health Professional Services Holding Co.DE	.NIA.....	Physician(s) Owned	Influence.....	0.000	UnitedHealth Group IncorporatedNO..1
		.00000	86-3152173				ArchWell Health Professional Services of Alabama, LLCAL	.NIA.....	ArchWell Health Professional Services Holding Co.	Ownership.....	100.000	UnitedHealth Group IncorporatedNO..1
		.00000	87-2986923				Archwell Health Professional Services of Arizona, LLCAZ	.NIA.....	ArchWell Health Professional Services Holding Co.	Ownership.....	100.000	UnitedHealth Group IncorporatedNO..1
		.00000	86-3241870				Archwell Health Professional Services of Kansas, P.A.KS	.NIA.....	Physician(s) Owned	Influence.....	0.000	UnitedHealth Group IncorporatedNO..1
		.00000	87-3065955				Archwell Health Professional Services of Nebraska, LLCNE	.NIA.....	Archwell Health Professional Services Holding Co.	Ownership.....	100.000	UnitedHealth Group IncorporatedNO..1
		.00000	88-1285211				Archwell Health Professional Services of Nevada, P.C.NV	.NIA.....	Physician(s) Owned	Influence.....	0.000	UnitedHealth Group IncorporatedNO..1
		.00000	86-3222071				Archwell Health Professional Services of North Carolina, P.C.NC	.NIA.....	Physician(s) Owned	Influence.....	0.000	UnitedHealth Group IncorporatedNO..1

STATEMENT AS OF JUNE 30, 2022 OF THE Optum Insurance of Ohio, Inc.

SCHEDULE Y
PART 1A - DETAIL OF INSURANCE HOLDING COMPANY SYSTEM

1	2	3	4	5	6	7	8	9	10	11	12	13	14	15	16
Group Code	Group Name	NAIC Company Code	ID Number	Federal RSSD	CIK	Name of Securities Exchange if Publicly Traded (U.S. or International)	Names of Parent, Subsidiaries Or Affiliates	Domi-ciliary Location	Relation-ship to Reporting Entity	Directly Controlled by (Name of Entity/Person)	Type of Control (Ownership, Board, Management, Attorney-in-Fact, Influence, Other)	If Control is Owner-ship Provide Percen-tage	Ultimate Controlling Entity(ies)/Person(s)	Is an SCA Filing Re-quired? (Yes/No)	*
		.00000	86-3190019				ArchWell Health Professional Services of Oklahoma, LLC	OK	NIA	ArchWell Health Professional Services Holding Co.	Ownership	100.000	UnitedHealth Group Incorporated	NO	1
		.00000	85-0496329				ArchWell Health, LLC	DE	NIA	Optum Growth Partners, LLC	Ownership	99.600	UnitedHealth Group Incorporated	NO	
		.00000	46-4843100				Arise Physician Group	TX	NIA	SCA Austin Holdings, LLC	Ownership	100.000	UnitedHealth Group Incorporated	NO	
		.00000	86-0813232				Arizona Physicians IPA, Inc.	AZ	IA	UnitedHealthcare, Inc.	Ownership	100.000	UnitedHealth Group Incorporated	NO	
		.00000	75-2055800				Arlington Surgery Center, LLC	TX	NIA	Surgical Care Affiliates, LLC	Influence	0.000	UnitedHealth Group Incorporated	NO	
		.00000	33-0658815				ARTA Western California, Inc.	CA	NIA	Physician(s) Owned	Influence	0.000	UnitedHealth Group Incorporated	NO	1
		.00000	46-3907136				ASC Holdings of New Jersey, LLC	NJ	NIA	SC Affiliates, LLC	Ownership	80.410	UnitedHealth Group Incorporated	NO	
		.00000	95-4348431				ASC Network, LLC	DE	NIA	Surgical Care Affiliates, LLC	Ownership	100.000	UnitedHealth Group Incorporated	NO	
		.00000	04-3403101				Aspectus, Inc.	MA	NIA	Reliant Medical Group, Inc.	Ownership	100.000	UnitedHealth Group Incorporated	NO	1
		.00000					Associação Lusiadas Knowledge Center – Health Education and Research	PRT	NIA	Clínica Médico Cirúrgica de Santa Tecla, S.A.	Ownership	25.000	UnitedHealth Group Incorporated	NO	
		.00000					Associação Lusiadas Knowledge Center – Health Education and Research	PRT	NIA	Lusiadas, SGPS, S.A.	Ownership	25.000	UnitedHealth Group Incorporated	NO	
		.00000					Associação Lusiadas Knowledge Center – Health Education and Research	PRT	NIA	CLISA – Clínica de Santo António, S.A.	Ownership	25.000	UnitedHealth Group Incorporated	NO	
		.00000					Associação Lusiadas Knowledge Center – Health Education and Research	PRT	NIA	Lusiadas, S.A.	Ownership	25.000	UnitedHealth Group Incorporated	NO	
		.00000	87-1477698				ASV-HOPCo-SCA Cornerstone, LLC	FL	NIA	PPH Holdings, LLC	Ownership	100.000	UnitedHealth Group Incorporated	NO	
		.00000	87-3912899				ASV-HOPCo-SCA Florida, LLC	FL	NIA	SCA-First Coast, LLC	Ownership	39.220	UnitedHealth Group Incorporated	NO	2
		.00000					Atrius Health, Inc.	MA	NIA	Physician(s) Owned	Influence	0.000	UnitedHealth Group Incorporated	NO	1
		.00000	87-1803974				Atrius MSO, LLC	DE	NIA	Collaborative Care Holdings, LLC	Ownership	100.000	UnitedHealth Group Incorporated	NO	
		.00000	47-0990056				Audax Health Solutions, LLC	DE	NIA	Rally Health, Inc.	Ownership	100.000	UnitedHealth Group Incorporated	NO	
		.00000	87-1746405				Aventura Medical Tower Surgery Center, LLC	FL	NIA	SCA Aventura Holdings, LLC	Ownership	51.000	UnitedHealth Group Incorporated	NO	
		.00000	84-5191428				Avery Parent Holdings, Inc.	DE	NIA	OptumHealth Holdings, LLC	Ownership	91.265	UnitedHealth Group Incorporated	NO	
		.00000	20-4057813				Aveta Inc.	DE	NIA	Collaborative Care Holdings, LLC	Ownership	100.000	UnitedHealth Group Incorporated	NO	
		.00000	30-0842394				AxelaCare Intermediate Holdings, LLC	DE	NIA	OptumRx, Inc.	Ownership	100.000	UnitedHealth Group Incorporated	NO	
		.00000	61-1708598				AxelaCare, LLC	DE	NIA	AxelaCare Intermediate Holdings, LLC	Ownership	100.000	UnitedHealth Group Incorporated	NO	
		.00000	72-1097827				B.R.A.S.S. Partnership in Commendam	LA	NIA	Surgery Center Holding, LLC	Ownership	61.190	UnitedHealth Group Incorporated	NO	
		.00000	98-1462787				Banmédica Colombia S.A.S.	COL	NIA	Banmédica Internacional SpA	Ownership	100.000	UnitedHealth Group Incorporated	NO	
		.00000	98-1444151				Banmédica Internacional SpA	CHL	NIA	Banmédica S.A.	Ownership	99.000	UnitedHealth Group Incorporated	NO	
		.00000	98-1444151				Banmédica Internacional SpA	CHL	NIA	Saden S.A.	Ownership	1.000	UnitedHealth Group Incorporated	NO	
		.00000	98-1444127				Banmédica S.A.	CHL	NIA	Bordeaux Holding SpA	Ownership	99.390	UnitedHealth Group Incorporated	NO	
		.00000	47-2083076				Beach Surgical Holdings II, LLC	CA	NIA	SCA Surgicare of Laguna Hills, LLC	Ownership	49.000	UnitedHealth Group Incorporated	NO	2
		.00000	47-4504390				Beach Surgical Holdings III, LLC	CA	NIA	Surgicare of La Veta, Inc.	Ownership	61.730	UnitedHealth Group Incorporated	NO	
		.00000	37-1708521				Beach Surgical Holdings LLC	CA	NIA	SCA Surgicare of Laguna Hills, LLC	Ownership	49.000	UnitedHealth Group Incorporated	NO	2
		.00000	33-0645967				Beaver Medical Group, P.C.	CA	NIA	MH Physician Three Holdco, a Medical Corporation	Ownership	100.000	UnitedHealth Group Incorporated	NO	1
		.00000	88-0267857				Behavioral Healthcare Options, Inc.	NV	NIA	Sierra Health Services, Inc.	Ownership	100.000	UnitedHealth Group Incorporated	NO	
		.00000	04-3316367				Behavioral Solutions, P.C.	MA	NIA	Physician(s) Owned	Influence	0.000	UnitedHealth Group Incorporated	NO	1
		.00000	42-1485537				Benefit Administration for the Self Employed, L.L.C.	IA	NIA	HealthMarkets, LLC	Ownership	100.000	UnitedHealth Group Incorporated	NO	
		.00000	46-1134506				Benefitter Insurance Solutions, Inc.	DE	NIA	HealthMarkets Insurance Agency, Inc.	Ownership	100.000	UnitedHealth Group Incorporated	NO	
		.00000	22-2848531				Bergen-Passaic Cataract Laser and Surgery Center, LLC	DE	NIA	Virtua-SCA Holdings, LLC	Ownership	53.631	UnitedHealth Group Incorporated	NO	2
		.00000	47-4349079				Better Health Value Network, LLC	IA	NIA	Physician(s) Owned	Influence	0.000	UnitedHealth Group Incorporated	NO	1
		.00000	22-3858211				Bexar Imaging Center, LLC	TX	NIA	WellMed Networks, Inc.	Ownership	100.000	UnitedHealth Group Incorporated	NO	1
		.00000					Bind Re, Inc.	AZ	NIA	Bind Benefits, Inc.	Ownership	100.000	UnitedHealth Group Incorporated	NO	
		.00000	63-0984076				Birmingham Outpatient Surgery Center, Ltd.	AL	NIA	Birmingham Outpatient Surgical Center, LLC	Ownership	32.352	UnitedHealth Group Incorporated	NO	2
		.00000	63-0847380				Birmingham Outpatient Surgical Center, LLC	DE	NIA	Surgery Center Holding, LLC	Ownership	100.000	UnitedHealth Group Incorporated	NO	
		.00000	47-4758895				Bloomfield ASC, LLC	CT	NIA	SCA Bloomfield Holdings, LLC	Ownership	49.000	UnitedHealth Group Incorporated	NO	2
		.00000	62-1530122				Blue Ridge Day Surgery Center, L.P.	TN	NIA	Blue Ridge GP, LLC	Ownership	34.635	UnitedHealth Group Incorporated	NO	2
		.00000	27-2241593				Blue Ridge GP, LLC	NC	NIA	SCA-Blue Ridge, LLC	Ownership	100.000	UnitedHealth Group Incorporated	NO	

SCHEDULE Y
PART 1A - DETAIL OF INSURANCE HOLDING COMPANY SYSTEM

1	2	3	4	5	6	7	8	9	10	11	12	13	14	15	16
Group Code	Group Name	NAIC Company Code	ID Number	Federal RSSD	CIK	Name of Securities Exchange if Publicly Traded (U.S. or International)	Names of Parent, Subsidiaries Or Affiliates	Domi-ciliary Location	Relation-ship to Reporting Entity	Directly Controlled by (Name of Entity/Person)	Type of Control (Ownership, Board, Management, Attorney-in-Fact, Influence, Other)	If Control is Owner-ship Provide Percen-tage	Ultimate Controlling Entity(ies)/Person(s)	Is an SCA Filing Re-quired? (Yes/No)	*
		.00000	65-0241934				Boca Raton Outpatient Surgery & Laser Center, LTD.	.FL	.NIA	Surgery Center of Boca Raton, Inc.	Ownership	24.000	UnitedHealth Group Incorporated	.NO	2
		.00000	46-4213826				Body Image Therapy Center Intensive LLC	.MD	.NIA	Refresh Mental Health, Inc.	Ownership	100.000	UnitedHealth Group Incorporated	.NO	
		.00000	98-1396690				Bordeaux (Barbados) Holdings I, SRL	.BRB	.NIA	FrontierMEDEX US, Inc.	Ownership	100.000	UnitedHealth Group Incorporated	.NO	
		.00000	98-1396559				Bordeaux (Barbados) Holdings II, SRL	.BRB	.NIA	Bordeaux (Barbados) Holdings I, SRL	Ownership	100.000	UnitedHealth Group Incorporated	.NO	
		.00000	98-1403634				Bordeaux (Barbados) Holdings III, S.r.l.	.BRB	.NIA	UHG Holdings UK IV Limited	Ownership	100.000	UnitedHealth Group Incorporated	.NO	
		.00000	98-1398490				Bordeaux Holding SpA	.CHL	.NIA	Aquitania Chilean Holding SpA	Ownership	100.000	UnitedHealth Group Incorporated	.NO	
		.00000	82-3147824				Bordeaux International Holdings, Inc.	.DE	.NIA	UnitedHealth Group Incorporated	Ownership	100.000	UnitedHealth Group Incorporated	.NO	
		.00000	98-1390574				Bordeaux UK Holdings I Limited	.GBR	.NIA	FrontierMEDEX US, Inc.	Ownership	96.705	UnitedHealth Group Incorporated	.NO	
		.00000	98-1390574				Bordeaux UK Holdings I Limited	.GBR	.NIA	Bordeaux International Holdings, Inc.	Ownership	3.295	UnitedHealth Group Incorporated	.NO	
		.00000	98-1391914				Bordeaux UK Holdings II Limited	.GBR	.NIA	Bordeaux UK Holdings I Limited	Ownership	100.000	UnitedHealth Group Incorporated	.NO	
		.00000	98-1389224				Bordeaux UK Holdings III Limited	.GBR	.NIA	Bordeaux UK Holdings II Limited	Ownership	100.000	UnitedHealth Group Incorporated	.NO	
		.00000	98-1112673				Bosque Medical Center Ltda.	.BRA	.NIA	Amil Assistência Médica Internacional S.A.	Ownership	83.089	UnitedHealth Group Incorporated	.NO	
		.00000	98-1112673				Bosque Medical Center Ltda.	.BRA	.NIA	Esho – Empresa de Serviços Hospitalares S.A.	Ownership	16.911	UnitedHealth Group Incorporated	.NO	
		.00000	20-2387834				Brandon Ambulatory Surgery Center, LC	.FL	.NIA	Endoscopy Center Affiliates, Inc.	Ownership	1.000	UnitedHealth Group Incorporated	.NO	
		.00000	20-2387834				Brandon Ambulatory Surgery Center, LC	.FL	.NIA	SCA-Brandon, LLC	Ownership	95.880	UnitedHealth Group Incorporated	.NO	
		.00000	20-2387834				Brandon Ambulatory Surgery Center, LC	.FL	.NIA	SC Affiliates, LLC	Ownership	3.120	UnitedHealth Group Incorporated	.NO	
		.00000	90-0884047				BriovaRx Infusion Services 102, LLC	.DE	.NIA	Optum Infusion Services 500, Inc.	Ownership	100.000	UnitedHealth Group Incorporated	.NO	
		.00000	11-3647935				BriovaRx of Florida, Inc.	.DE	.NIA	OptumRx PBM of Illinois, Inc.	Ownership	100.000	UnitedHealth Group Incorporated	.NO	
		.00000	01-0516051				BriovaRx of Maine, Inc.	.ME	.NIA	OptumRx PBM of Illinois, Inc.	Ownership	100.000	UnitedHealth Group Incorporated	.NO	
		.00000	27-3331130				BriovaRx of Massachusetts, LLC	.MA	.NIA	OptumRx PBM of Illinois, Inc.	Ownership	100.000	UnitedHealth Group Incorporated	.NO	
		.00000	47-4278378				Cabin Enterprises, LLC	.DE	.NIA	Cabin Holdings, LLC	Ownership	100.000	UnitedHealth Group Incorporated	.NO	
		.00000	47-4264867				Cabin Holdings, LLC	.DE	.NIA	United HealthCare Services, Inc.	Ownership	100.000	UnitedHealth Group Incorporated	.NO	
		.00000	20-1711131				California Medical Group Insurance Company, Risk Retention Group	.AZ	.NIA	OptumCare Management, LLC	Ownership	67.010	UnitedHealth Group Incorporated	.NO	
		.00000	81-0881243				California Spring Holdings, PC	.CA	.NIA	Physician(s) Owned	Influence	0.000	UnitedHealth Group Incorporated	.NO	1
		.00000	52-1597478				Camp Hill Ambulatory Centers	.PA	.NIA	Endoscopy Center Affiliates, Inc.	Ownership	1.000	UnitedHealth Group Incorporated	.NO	2
		.00000	52-1597478				Camp Hill Ambulatory Centers	.PA	.NIA	Camp Hill–SCA Centers, LLC	Ownership	99.000	UnitedHealth Group Incorporated	.NO	2
		.00000	52-1597484				Camp Hill–SCA Centers, LLC	.DE	.NIA	SC Affiliates, LLC	Ownership	100.000	UnitedHealth Group Incorporated	.NO	
		.00000	27-3955254				Capital City Medical Group, L.L.C.	.LA	.NIA	UnitedHealthcare, Inc.	Ownership	100.000	UnitedHealth Group Incorporated	.NO	
		.00000	14-1940881				Capstone Behavioral Health, Inc.	.NE	.NIA	Refresh Mental Health, Inc.	Ownership	100.000	UnitedHealth Group Incorporated	.NO	
		.00000	47-1130641				Carbondale Counseling Associates LLC	.IL	.NIA	Physician(s) Owned	Influence	0.000	UnitedHealth Group Incorporated	.NO	1
		.00000					Cardinal Holding Company, LLC	.DE	.NIA	Collaborative Care Holdings, LLC	Ownership	100.000	UnitedHealth Group Incorporated	.NO	
.0707	UnitedHealth Group Incorporated	.12558	45-4976934				Care Improvement Plus of Texas Insurance Company	.TX	.IA	XLHealth Corporation	Ownership	100.000	UnitedHealth Group Incorporated	.NO	
.0707	UnitedHealth Group Incorporated	.12567	20-3888112				Care Improvement Plus South Central Insurance Company	.AR	.IA	XLHealth Corporation	Ownership	100.000	UnitedHealth Group Incorporated	.NO	
.0707	UnitedHealth Group Incorporated	.14041	27-5038136				Care Improvement Plus Wisconsin Insurance Company	.WI	.IA	XLHealth Corporation	Ownership	100.000	UnitedHealth Group Incorporated	.NO	
		.00000	83-0585009				Care Logistics, LLC	.DE	.NIA	Penzo Enterprises, LLC	Ownership	100.000	UnitedHealth Group Incorporated	.NO	
		.00000					CareMount Dental Member, LLC	.DE	.NIA	CareMount Health Solutions, LLC	Ownership	100.000	UnitedHealth Group Incorporated	.NO	
		.00000					CareMount Health Solutions ACO, LLC	.NY	.NIA	CareMount Medical, P.C.	Ownership	100.000	UnitedHealth Group Incorporated	.NO	1
		.00000	83-3555743				CareMount Health Solutions Employer, LLC	.DE	.NIA	CareMount Holding, LLC	Ownership	1.000	UnitedHealth Group Incorporated	.NO	
		.00000	83-3555743				CareMount Health Solutions Employer, LLC	.DE	.NIA	CareMount Health Solutions, LLC	Ownership	99.000	UnitedHealth Group Incorporated	.NO	
		.00000	38-4103290				CareMount Health Solutions, LLC	.DE	.NIA	Collaborative Care Holdings, LLC	Ownership	16.320	UnitedHealth Group Incorporated	.NO	
		.00000	38-4103290				CareMount Health Solutions, LLC	.DE	.NIA	Cardinal Holding Company, LLC	Ownership	63.680	UnitedHealth Group Incorporated	.NO	
		.00000	82-1419537				CareMount Holding, LLC	.NY	.NIA	CareMount Health Solutions, LLC	Ownership	100.000	UnitedHealth Group Incorporated	.NO	
		.00000	13-3544120				CareMount Medical, P.C.	.NY	.NIA	Physician(s) Owned	Influence	0.000	UnitedHealth Group Incorporated	.NO	1
		.00000	84-3984124				CareMount Value Partners IPA, LLC	.NY	.NIA	CareMount Health Solutions, LLC	Ownership	100.000	UnitedHealth Group Incorporated	.NO	
		.00000	56-1780933				Carolina Behavioral Care, P.A.	.NC	.NIA	Physician(s) Owned	Influence	0.000	UnitedHealth Group Incorporated	.NO	1
		.00000	52-2072546				Carroll Counseling Center LLC	.MD	.NIA	Physician(s) Owned	Influence	0.000	UnitedHealth Group Incorporated	.NO	1
		.00000	98-1328471				Casa de Saúde Santa Therezinha Ltda.	.BRA	.NIA	Hospital Alvorada Taguatinga Ltda.	Ownership	100.000	UnitedHealth Group Incorporated	.NO	

SCHEDULE Y
PART 1A - DETAIL OF INSURANCE HOLDING COMPANY SYSTEM

1	2	3	4	5	6	7	8	9	10	11	12 Type of Control (Ownership, Board, Management, Attorney-in-Fact, Influence, Other)	13 If Control is Owner- ship Provide Percen- tage	14 Ultimate Controlling Entity(ies)/Person(s)	15 Is an SCA Filing Re- quired? (Yes/No)	16 *
Group Code	Group Name	NAIC Company Code	ID Number	Federal RSSD	CIK	Name of Securities Exchange if Publicly Traded (U.S. or International)	Names of Parent, Subsidiaries Or Affiliates	Domi- ciliary Loca- tion	Rela- tion- ship to Reporting Entity	Directly Controlled by (Name of Entity/Person)					
		.00000	98-1328471				Casa de Saúde Santa Therezinha Ltda.BRA	.NIA	Esho – Empresa de Serviços Hospitalares S.A.	Ownership.....	.0.000	UnitedHealth Group IncorporatedNO..	
		.00000	82-5207935				Castle Rock SurgiCenter, LLCCO	.NIA	SCA-Castle Rock, LLC	Ownership.....	.51.000	UnitedHealth Group IncorporatedNO..	
		.00000	20-5807941				Catalyst360, LLCDE	.NIA	Optum Services, Inc.	Ownership.....	.100.000	UnitedHealth Group IncorporatedNO..	
		.00000	98-1325466				Catamaran 2 Unlimited CompanyIRL	.NIA	UnitedHealthcare International VIII S.á r.l.	Ownership.....	.100.000	UnitedHealth Group IncorporatedNO..	
		.00000					Catamaran Finance (Ireland) Unlimited CompanyIRL	.NIA	Catamaran S.á.r.l.	Ownership.....	.100.000	UnitedHealth Group IncorporatedNO..	
		.00000								UnitedHealthcare International II S.á r.l.					
		.00000	98-1069737				Catamaran S.á.r.l.LUX	.NIA		Ownership.....	.100.000	UnitedHealth Group IncorporatedNO..	
		.00000	82-1715584				CCEC Anesthesia Management, LLCTX	.NIA	Corpus Christi Endoscopy Center, L.L.P.	Ownership.....	.100.000	UnitedHealth Group IncorporatedNO..	.2
		.00000					CDC Holdings Colombia S.A.S.COL	.NIA	Bordeaux UK Holdings II Limited	Ownership.....	.100.000	UnitedHealth Group IncorporatedNO..	
		.00000	85-3868373				Cedar Park JV Partners, LLCTX	.NIA	SCA Cedar Park Holdings, LLC	Ownership.....	.43.700	UnitedHealth Group IncorporatedNO..	.2
		.00000	27-2533497				Cedar Park Surgery Center, LLCTX	.NIA	Cedar Park JV Partners, LLC	Ownership.....	.35.500	UnitedHealth Group IncorporatedNO..	.2
		.00000	27-2533497				Cedar Park Surgery Center, LLCTX	.NIA	SCA Cedar Park Holdings, LLC	Ownership.....	.19.660	UnitedHealth Group IncorporatedNO..	.2
		.00000	98-1111491				Cemed Care – Empresa de Atendimento Clínico Geral Ltda.BRA	.NIA	Esho – Empresa de Serviços Hospitalares S.A.	Ownership.....	.0.000	UnitedHealth Group IncorporatedNO..	
		.00000	98-1111491				Cemed Care – Empresa de Atendimento Clínico Geral Ltda.BRA	.NIA	Amil Assistência Médica Internacional S.A.	Ownership.....	.100.000	UnitedHealth Group IncorporatedNO..	
		.00000					Center for Quality Improvement, LLCDE	.NIA	OptumRx Holdings, LLC	Ownership.....	.100.000	UnitedHealth Group IncorporatedNO..	
		.00000	85-3324771				Center for Restorative Surgery at Maple Grove, LLCMN	.NIA	SCA Maple Grove Holdings, LLC	Ownership.....	.52.023	UnitedHealth Group IncorporatedNO..	.2
		.00000	33-0483510				Centers for Family Medicine, GPCA	.NIA	MH Physician Three Holdco, a Medical Corporation	Ownership.....	.99.000	UnitedHealth Group IncorporatedNO..	.1
		.00000					CentrifyHealth, LLCDE	.NIA	UnitedHealth Group Incorporated	Ownership.....	.100.000	UnitedHealth Group IncorporatedNO..	
		.00000					Centro de Entrenamiento Capacitación en Reanimación SpACHL	.NIA	Clínica Dávila y Servicios Médicos S.p.A.	Ownership.....	.99.000	UnitedHealth Group IncorporatedNO..	
		.00000					Centro de Entrenamiento Capacitación en Reanimación SpACHL	.NIA	Servicios Integrados de Salud Ltda.	Ownership.....	.1.000	UnitedHealth Group IncorporatedNO..	
		.00000	98-1450490				Centro de Servicios Compartidos Banmédica SpACHL	.NIA	Banmédica S.A.	Ownership.....	.99.900	UnitedHealth Group IncorporatedNO..	
		.00000	98-1450490				Centro de Servicios Compartidos Banmédica SpACHL	.NIA	Constructora Inmobiliaria Magapoq S.A.	Ownership.....	.0.100	UnitedHealth Group IncorporatedNO..	
		.00000					Centro Médico Hospitalar Pitangueiras Ltda.BRA	.NIA	Hospital Alvorada Taguatinga Ltda.	Ownership.....	.0.000	UnitedHealth Group IncorporatedNO..	
		.00000								Esho – Empresa de Serviços Hospitalares S.A.	Ownership.....	.100.000	UnitedHealth Group IncorporatedNO..	
		.00000	98-1457197				Centro Médico Hospitalar Pitangueiras Ltda.BRA	.NIA	Pacífico S.A. Entidad Prestadora de Salud	Ownership.....	.80.000	UnitedHealth Group IncorporatedNO..	
		.00000	98-1451635				Centromed Quilpué S.A.CHL	.NIA	Administradora Médica Centromed S.A.	Ownership.....	.93.450	UnitedHealth Group IncorporatedNO..	
		.00000					Centros Médicos y Dentales Multimed Ltda.CHL	.NIA	Onesa SpA	Ownership.....	.99.990	UnitedHealth Group IncorporatedNO..	
		.00000					Centros Médicos y Dentales Multimed Ltda.CHL	.NIA	Clínica Dávila y Servicios Médicos S.p.A.	Ownership.....	.0.010	UnitedHealth Group IncorporatedNO..	
.0707	UnitedHealth Group Incorporated	.42765	42-1194107				Centurion Casualty CompanyNE	.IA	Specialty Benefits, LLC	Ownership.....	.100.000	UnitedHealth Group IncorporatedNO..	
		.00000	46-1454664				Channel Islands Surgicenter Properties, LLCDE	.NIA	SCA Holding Company, Inc.	Ownership.....	.62.743	UnitedHealth Group IncorporatedNO..	
		.00000					Charleston Surgery Center Limited PartnershipSC	.NIA	SCA-Charleston, LLC	Ownership.....	.25.056	UnitedHealth Group IncorporatedNO..	.2
		.00000	56-1449531				Charlotte Surgery Center, LLCNC	.NIA	Charlotte-SC, LLC	Ownership.....	.16.279	UnitedHealth Group IncorporatedNO..	.2
		.00000	62-1262567				Charlotte-SC, LLCDE	.NIA	SC Affiliates, LLC	Ownership.....	.100.000	UnitedHealth Group IncorporatedNO..	
		.00000	82-4075002				Chatham Orthopaedic ASC, LLCGA	.NIA	SCA-Chatham, LLC	Ownership.....	.15.000	UnitedHealth Group IncorporatedNO..	.2
		.00000	26-2389638				Childrens Surgery Center LLCFL	.NIA	SCA-Central Florida, LLC	Ownership.....	.51.000	UnitedHealth Group IncorporatedNO..	
		.00000	87-2440218				Cielo House, Inc.CA	.NIA	Physician(s) Owned	Influence.....	.0.000	UnitedHealth Group IncorporatedNO..	.1
		.00000	62-1510209				Citrus Regional Surgery Center, L.P.TN	.NIA	SCA-Citrus, Inc.	Ownership.....	.57.000	UnitedHealth Group IncorporatedNO..	
		.00000	27-0204579				Claims Management Systems, Inc.FL	.NIA	Solstice Benefits, Inc.	Ownership.....	.100.000	UnitedHealth Group IncorporatedNO..	
		.00000	20-3742012				Cleburne Surgical Center, LLCTX	.NIA	Surgical Care Affiliates, LLC	Influence.....	.0.000	UnitedHealth Group IncorporatedNO..	
		.00000	98-1459640				Clínica Alameda SpACHL	.NIA	Saden S.A.	Ownership.....	.0.200	UnitedHealth Group IncorporatedNO..	
		.00000	98-1459640				Clínica Alameda SpACHL	.NIA	Vida Integra S.p.A.	Ownership.....	.99.800	UnitedHealth Group IncorporatedNO..	

SCHEDULE Y
PART 1A - DETAIL OF INSURANCE HOLDING COMPANY SYSTEM

1	2	3	4	5	6	7	8	9	10	11	12	13	14	15	16
Group Code	Group Name	NAIC Company Code	ID Number	Federal RSSD	CIK	Name of Securities Exchange if Publicly Traded (U.S. or International)	Names of Parent, Subsidiaries Or Affiliates	Domi-ciliary Location	Relation-ship to Reporting Entity	Directly Controlled by (Name of Entity/Person)	Type of Control (Ownership, Board, Management, Attorney-in-Fact, Influence, Other)	If Control is Owner-ship Provide Percen-tage	Ultimate Controlling Entity(ies)/Person(s)	Is an SCA Filing Re-quired? (Yes/No)	*
		.00000	98-1443171				Clínica Bío Bío SpA	.CHL	NIA	Banmédica S.A.	Ownership	0.000	UnitedHealth Group Incorporated	.NO	
		.00000	98-1443171				Clínica Bío Bío SpA	.CHL	NIA	Inversiones Clínicas Santa María SpA	Ownership	100.000	UnitedHealth Group Incorporated	.NO	
		.00000	98-1442191				Clínica Ciudad del Mar S.A.	.CHL	NIA	Inversiones Clínicas Santa María SpA	Ownership	100.000	UnitedHealth Group Incorporated	.NO	
		.00000	98-1442191				Clínica Ciudad del Mar S.A.	.CHL	NIA	Banmédica S.A.	Ownership	0.000	UnitedHealth Group Incorporated	.NO	
		.00000	98-1446132				Clínica Dávila y Servicios Médicos S.p.A.	.CHL	NIA	Banmédica S.A.	Ownership	99.998	UnitedHealth Group Incorporated	.NO	
		.00000	98-1446132				Clínica Dávila y Servicios Médicos S.p.A.	.CHL	NIA	Clínica Santa María S.p.A.	Ownership	0.002	UnitedHealth Group Incorporated	.NO	
		.00000					Clínica del Country S.A.S.	.COL	NIA	Banmédica Internacional SpA	Ownership	50.000	UnitedHealth Group Incorporated	.NO	
		.00000					Clínica del Country S.A.S.	.COL	NIA	CDC Holdings Colombia S.A.S.	Ownership	50.000	UnitedHealth Group Incorporated	.NO	
		.00000					Clínica Médico Cirúrgica de Santa Tecla, S.A.	.PRT	NIA	Lusiadas, SGPS, S.A.	Ownership	96.330	UnitedHealth Group Incorporated	.NO	
		.00000	98-1350667					.PER	NIA	Pacifico S.A. Entidad Prestadora de Salud	Ownership	93.740	UnitedHealth Group Incorporated	.NO	
		.00000	98-1462343				Clínica San Felipe S.A.	.PER	NIA	Pacifico S.A. Entidad Prestadora de Salud	Ownership	100.000	UnitedHealth Group Incorporated	.NO	
		.00000	98-1458936				Clínica Sánchez Ferrer S.A.	.CHL	NIA	Banmédica S.A.	Ownership	99.510	UnitedHealth Group Incorporated	.NO	
		.00000	98-1442754				Clínica Santa María S.p.A.	.CHL	NIA	Inversiones Clínicas Santa María SpA	Ownership	100.000	UnitedHealth Group Incorporated	.NO	
		.00000	98-1442745				Clínica Vespucio S.A.	.CHL	NIA	Banmédica S.A.	Ownership	0.000	UnitedHealth Group Incorporated	.NO	
		.00000	98-1442745				Clínica Vespucio S.A.	.CO	NIA	OptumCare Colorado, LLC	Ownership	50.000	UnitedHealth Group Incorporated	.NO	
		.00000	46-2879718				Clinical Partners of Colorado Springs, LLC	.MI	NIA	HFHS-SCA Holdings, LLC	Ownership	52.800	UnitedHealth Group Incorporated	.NO	2
		.00000	20-2236024				Clinton Partners, LLC	.PRT	NIA	Lusiadas, SGPS, S.A.	Ownership	90.000	UnitedHealth Group Incorporated	.NO	
		.00000	98-1350671				CLISA – Clínica de Santo António, S.A.	.BRA	NIA	Hospital Alvorada Taguatinga Ltda.	Ownership	99.000	UnitedHealth Group Incorporated	.NO	
		.00000	98-1337968				CMO – Centro Médico de Oftalmologia S/S Ltda.	.BRA	NIA	Lotten-Eyes Oftalmologia Clinica e Cirurgica Ltda.	Ownership	1.000	UnitedHealth Group Incorporated	.NO	
		.00000	98-1337968				CMO – Centro Médico de Oftalmologia S/S Ltda.	.BRA	NIA	Esho – Empresa de Serviços Hospitalares S.A.	Ownership	0.010	UnitedHealth Group Incorporated	.NO	
		.00000	98-1277015				CMS – Central de Manipulação e Serviços Farmacêuticos Ltda.	.BRA	NIA	COI – Clínicas Oncológicas Integradas S.A.	Ownership	99.990	UnitedHealth Group Incorporated	.NO	
		.00000	98-1277015				CMS – Central de Manipulação e Serviços Farmacêuticos Ltda.	.BRA	NIA		Ownership	99.990	UnitedHealth Group Incorporated	.NO	
		.00000	27-1193028				Coalition for Advanced Pharmacy Services, Inc.	.DE	NIA	OptumRx Health Solutions, LLC	Ownership	93.266	UnitedHealth Group Incorporated	.NO	
		.00000	27-1193028				Coalition for Advanced Pharmacy Services, Inc.	.DE	NIA	Optum Hospice Pharmacy Services, LLC	Ownership	1.277	UnitedHealth Group Incorporated	.NO	
		.00000	27-1193028				Coalition for Advanced Pharmacy Services, Inc.	.DE	NIA	OptumRx Home Delivery of Ohio, LLC	Ownership	0.116	UnitedHealth Group Incorporated	.NO	
		.00000	27-1193028				Coalition for Advanced Pharmacy Services, Inc.	.DE	NIA	OptumRx PBM of Maryland, LLC	Ownership	5.341	UnitedHealth Group Incorporated	.NO	
		.00000	54-1565791				Coastal Counseling Center, Inc.	.VA	NIA	Refresh Mental Health, Inc.	Ownership	100.000	UnitedHealth Group Incorporated	.NO	
		.00000	98-1444067				Cobranzas Banmédica SpA	.CHL	NIA	Saden S.A.	Ownership	0.000	UnitedHealth Group Incorporated	.NO	
		.00000	98-1444067				Cobranzas Banmédica SpA	.CHL	NIA	Banmédica S.A.	Ownership	100.000	UnitedHealth Group Incorporated	.NO	
		.00000	20-3056794				Cognitive-Behavioral Therapy Center of Western North Carolina, P.A.	.NC	NIA	Physician(s) Owned	Influence	0.000	UnitedHealth Group Incorporated	.NO	1
		.00000	98-1276040				COI – Clínicas Oncológicas Integradas S.A.	.BRA	NIA	Esho – Empresa de Serviços Hospitalares S.A.	Ownership	100.000	UnitedHealth Group Incorporated	.NO	
		.00000	27-2337616				Collaborative Care Holdings, LLC	.DE	NIA	OptumHealth Holdings, LLC	Ownership	100.000	UnitedHealth Group Incorporated	.NO	
		.00000	27-2337487				Collaborative Care Services, Inc.	.DE	NIA	Collaborative Care Holdings, LLC	Ownership	100.000	UnitedHealth Group Incorporated	.NO	
		.00000	45-2614005				Collaborative Realty, LLC	.NY	NIA	Collaborative Care Holdings, LLC	Ownership	100.000	UnitedHealth Group Incorporated	.NO	
		.00000					Colmedica Medicina Prepagada S.A.	.COL	NIA	Constructora Inmobiliaria Magapoq S.A.	Ownership	0.000	UnitedHealth Group Incorporated	.NO	
		.00000					Colmedica Medicina Prepagada S.A.	.COL	NIA	Banmédica S.A.	Ownership	76.270	UnitedHealth Group Incorporated	.NO	
		.00000	83-1529015				Colonial Outpatient Surgery Center, LLC	.FL	NIA	SC Affiliates, LLC	Ownership	14.000	UnitedHealth Group Incorporated	.NO	
		.00000	83-1529015				Colonial Outpatient Surgery Center, LLC	.FL	NIA	SCA-Colonial Partners, LLC	Ownership	51.000	UnitedHealth Group Incorporated	.NO	
		.00000	37-1636677				Colorado Innovative Physician Solutions, Inc.	.CO	NIA	OptumCare Colorado, LLC	Ownership	100.000	UnitedHealth Group Incorporated	.NO	
		.00000	84-1160450				Colorado Springs Surgery Center, Ltd.	.CO	NIA	SCA-Colorado Springs, LLC	Ownership	95.000	UnitedHealth Group Incorporated	.NO	
		.00000	52-2052733				Columbia Counseling Center P.A.	.MD	NIA	Physician(s) Owned	Influence	0.000	UnitedHealth Group Incorporated	.NO	1
		.00000	11-3647007				Comfort Care Transportation, LLC	.TX	NIA	WellMed Medical Management, Inc.	Ownership	100.000	UnitedHealth Group Incorporated	.NO	
		.00000	32-0551188				Connect Medical, P.C.	.NY	NIA	Physician(s) Owned	Influence	0.000	UnitedHealth Group Incorporated	.NO	1

STATEMENT AS OF JUNE 30, 2022 OF THE Optum Insurance of Ohio, Inc.

SCHEDULE Y

PART 1A - DETAIL OF INSURANCE HOLDING COMPANY SYSTEM

1	2	3	4	5	6	7	8	9	10	11	12	13	14	15	16
Group Code	Group Name	NAIC Company Code	ID Number	Federal RSSD	CIK	Name of Securities Exchange if Publicly Traded (U.S. or International)	Names of Parent, Subsidiaries Or Affiliates	Domi-ciliary Location	Relation-ship to Reporting Entity	Directly Controlled by (Name of Entity/Person)	Type of Control (Ownership, Board, Management, Attorney-in-Fact, Influence, Other)	If Control is Owner-ship Provide Percen-tage	Ultimate Controlling Entity(ies)/Person(s)	Is an SCA Filing Re-quired? (Yes/No)	*
		.00000	06-1592173				Connecticut Surgery Center, Limited Partnership	CT	NIA	Connecticut Surgical Center, LLC	Ownership	51.000	UnitedHealth Group Incorporated	NO	
		.00000	06-1592173				Connecticut Surgery Center, Limited Partnership	CT	NIA	Surgical Care Affiliates, LLC	Ownership	1.637	UnitedHealth Group Incorporated	NO	
		.00000	26-1313646				Connecticut Surgery Properties, LLC	DE	NIA	SC Affiliates, LLC	Ownership	100.000	UnitedHealth Group Incorporated	NO	
		.00000	06-1156342				Connecticut Surgical Center, LLC	DE	NIA	Surgical Care Affiliates, LLC	Ownership	56.862	UnitedHealth Group Incorporated	NO	
		.00000	46-0891463				ConnectYourCare, Inc.	DE	NIA	Optum Financial, Inc.	Ownership	100.000	UnitedHealth Group Incorporated	NO	
		.00000	26-1274092				ConnectYourCare, LLC	MD	NIA	ConnectYourCare, Inc.	Ownership	100.000	UnitedHealth Group Incorporated	NO	
		.00000	98-1448720				Constructora Inmobiliaria Magapoq S.A.	CHL	NIA	Inmobiliaria Apoquindo 3600 Ltda.	Ownership	0.100	UnitedHealth Group Incorporated	NO	
		.00000	98-1448720				Constructora Inmobiliaria Magapoq S.A.	CHL	NIA	Banmedica S.A.	Ownership	99.900	UnitedHealth Group Incorporated	NO	
		.00000	87-1134519				Cornerstone Surgery Center, LLC	FL	NIA	SC Affiliates, LLC	Ownership	100.000	UnitedHealth Group Incorporated	NO	
		.00000	20-2595593				Corpus Christi Endoscopy Center, L.L.P.	TX	NIA	SCA Pacific Holdings, Inc.	Ownership	18.500	UnitedHealth Group Incorporated	NO	2
		.00000					Country Scan Ltda.	COL	NIA	Patrimonio Autónomo Nueva Clínica	Ownership	51.800	UnitedHealth Group Incorporated	NO	
		.00000	75-2862780				Cross Timbers Surgery Center, LLC	TX	NIA	Surgical Care Affiliates, LLC	Influence	0.000	UnitedHealth Group Incorporated	NO	
		.00000	52-2176762				Curaspan Health Group, Inc.	DE	NIA	naviHealth, Inc.	Ownership	100.000	UnitedHealth Group Incorporated	NO	
		.00000	26-0080565				Cypress Care, Inc.	DE	NIA	Healthcare Solutions, Inc.	Ownership	100.000	UnitedHealth Group Incorporated	NO	
		.00000	63-1263704				Danbury Surgical Center, L.P.	GA	NIA	SunSurgery, LLC	Ownership	2.189	UnitedHealth Group Incorporated	NO	2
		.00000	63-1263704				Danbury Surgical Center, L.P.	GA	NIA	SCA Danbury Surgical Center, LLC	Ownership	32.647	UnitedHealth Group Incorporated	NO	2
		.00000	41-1879063				David C. Anderholm, M.D., P.A.	MN	NIA	Physician(s) Owned	Influence	0.000	UnitedHealth Group Incorporated	NO	1
		.00000	81-5101448				David Moen, M.D. P.C.	NY	NIA	Physician(s) Owned	Influence	0.000	UnitedHealth Group Incorporated	NO	1
		.00000	85-3287029				David Moen, M.D., P.C.	CA	NIA	Physician(s) Owned	Influence	0.000	UnitedHealth Group Incorporated	NO	1
		.00000	45-2380022				David R. Ferrell, M.D., P.C.	NV	NIA	Physician(s) Owned	Influence	0.000	UnitedHealth Group Incorporated	NO	1
		.00000	11-2811353				Day-OP Center Of Long Island Inc.	NY	NIA	Physician(s) Owned	Influence	0.000	UnitedHealth Group Incorporated	NO	1
		.00000	75-2790863				Day-Op Surgery Consulting Company, LLC	DE	NIA	ProHEALTH Medical Management, LLC	Ownership	100.000	UnitedHealth Group Incorporated	NO	
		.00000	83-1396214				Daybreak Real Estate, LLC	TN	NIA	Refresh Mental Health, Inc.	Ownership	100.000	UnitedHealth Group Incorporated	NO	
		.00000	52-1811176				DBP Services of New York IPA, Inc.	NY	NIA	Dental Benefit Providers, Inc.	Ownership	100.000	UnitedHealth Group Incorporated	NO	
		.00000	47-3322541				DBT and ENDR Specialists, P.A.	MN	NIA	Physician(s) Owned	Influence	0.000	UnitedHealth Group Incorporated	NO	1
							Dental Benefit Providers of California, Inc.								
		.00000	52-1452809				Dental Benefit Providers of California, Inc.	CA	IA	Dental Benefit Providers, Inc.	Ownership	100.000	UnitedHealth Group Incorporated	NO	
.0707	UnitedHealth Group Incorporated	.52053	36-4008355				Dental Benefit Providers of Illinois, Inc.	IL	IA	Dental Benefit Providers, Inc.	Ownership	100.000	UnitedHealth Group Incorporated	NO	
		.00000	41-2014834				Dental Benefit Providers, Inc.	DE	NIA	United HealthCare Services, Inc.	Ownership	100.000	UnitedHealth Group Incorporated	NO	
		.00000					Denton Endoscopy Surgery Center, LLC	TX	NIA	Surgical Care Affiliates, LLC	Influence	0.000	UnitedHealth Group Incorporated	NO	
		.00000	47-0926556				Denton Surgery Center, LLC	TX	NIA	Surgical Care Affiliates, LLC	Influence	0.000	UnitedHealth Group Incorporated	NO	
		.00000	82-1436601				Derry Surgical Center, LLC	NH	NIA	SCA-Derry, LLC	Ownership	72.000	UnitedHealth Group Incorporated	NO	
		.00000	98-1460401				Diagnóstico Ecotomográfico Centromed Ltda.	CHL	NIA	Administradora Médica Centromed S.A.	Ownership	50.000	UnitedHealth Group Incorporated	NO	
		.00000	98-1460347				Diasnóstico por Imágenes Centromed Ltda.	CHL	NIA	Administradora Médica Centromed S.A.	Ownership	93.340	UnitedHealth Group Incorporated	NO	
		.00000	98-1460347				Diasnóstico por Imágenes Centromed Ltda.	CHL	NIA	Centromed Quilpué S.A.	Ownership	6.660	UnitedHealth Group Incorporated	NO	
		.00000	33-0292435				Digestive Disease Center, L.P.	CA	NIA	Beach Surgical Holdings LLC	Ownership	51.000	UnitedHealth Group Incorporated	NO	2
										Esho – Empresa de Serviços Hospitalares					
		.00000	98-1285762				Dilab Medicina Nuclear Ltda.	BRA	NIA	S.A.	Ownership	100.000	UnitedHealth Group Incorporated	NO	
		.00000	27-4022876				Diplomat Blocker, LLC	DE	NIA	Diplomat Pharmacy, Inc.	Ownership	100.000	UnitedHealth Group Incorporated	NO	
		.00000	38-3453193				Diplomat Corporate Properties, LLC	MI	NIA	Diplomat Pharmacy, Inc.	Ownership	100.000	UnitedHealth Group Incorporated	NO	
		.00000	38-2063100				Diplomat Pharmacy, Inc.	MI	NIA	OptumRx Holdings, LLC	Ownership	100.000	UnitedHealth Group Incorporated	NO	
							Diplomat Specialty Pharmacy Great Lakes								
		.00000	20-8576702				Distribution Center, LLC	MI	NIA	Diplomat Pharmacy, Inc.	Ownership	100.000	UnitedHealth Group Incorporated	NO	
		.00000	20-3855530				Diplomat Specialty Pharmacy of Chicago, LLC	MI	NIA	Diplomat Pharmacy, Inc.	Ownership	100.000	UnitedHealth Group Incorporated	NO	
							Diplomat Specialty Pharmacy of Ft.								
		.00000	26-0146551				Lauderdale, LLC	MI	NIA	Diplomat Pharmacy, Inc.	Ownership	100.000	UnitedHealth Group Incorporated	NO	
		.00000	45-3329728				Discovery Counseling & Consulting, LLC	VA	NIA	Refresh Mental Health, Inc.	Ownership	100.000	UnitedHealth Group Incorporated	NO	
		.00000	30-0238641				Distance Learning Network, Inc.	DE	NIA	OptumHealth Holdings, LLC	Ownership	100.000	UnitedHealth Group Incorporated	NO	
		.00000	47-2415159				divvyMED, LLC	DE	NIA	Penzo Enterprises, LLC	Ownership	100.000	UnitedHealth Group Incorporated	NO	
		.00000					DocASAP India Technologies Private Limited	IND	NIA	UnitedHealth International, Inc.	Ownership	0.092	UnitedHealth Group Incorporated	NO	
										Optum Global Solutions (India) Private Limited					
		.00000					DocASAP India Technologies Private Limited	IND	NIA	Limited	Ownership	99.908	UnitedHealth Group Incorporated	NO	

SCHEDULE Y
PART 1A - DETAIL OF INSURANCE HOLDING COMPANY SYSTEM

1	2	3	4	5	6	7	8	9	10	11	12	13	14	15	16
Group Code	Group Name	NAIC Company Code	ID Number	Federal RSSD	CIK	Name of Securities Exchange if Publicly Traded (U.S. or International)	Names of Parent, Subsidiaries Or Affiliates	Domi-ciliary Location	Relation-ship to Reporting Entity	Directly Controlled by (Name of Entity/Person)	Type of Control (Ownership, Board, Management, Attorney-in-Fact, Influence, Other)	If Control is Owner-ship Provide Percen-tage	Ultimate Controlling Entity(ies)/Person(s)	Is an SCA Filing Re-quired? (Yes/No)	*
0707	UnitedHealth Group Incorporated	.00000	84-4477557				DocASAP US, LLC	.DE	NIA	DocASAP, Inc.	Ownership	100.000	UnitedHealth Group Incorporated	.NO	
		.00000	26-4753954				DocASAP, Inc.	.DE	NIA	OptumInsight, Inc.	Ownership	100.000	UnitedHealth Group Incorporated	.NO	
		.00000					Doctor + S.A.C.	.PER	NIA	Pacifico S.A. Entidad Prestadora de Salud	Ownership	100.000	UnitedHealth Group Incorporated	.NO	
		.00000	82-5264853				Dry Creek Surgery Center, LLC	.CO	NIA	SCA-Dry Creek, LLC	Ownership	59.273	UnitedHealth Group Incorporated	.NO	
		.00000	27-2176462				DSP Flint Real Estate, LLC	.MI	NIA	Diplomat Pharmacy, Inc.	Ownership	100.000	UnitedHealth Group Incorporated	.NO	
		.00000	27-2499399				DSP-Building C, LLC	.MI	NIA	Diplomat Pharmacy, Inc.	Ownership	100.000	UnitedHealth Group Incorporated	.NO	
		.00000	82-5181311				DTC Surgery Center, LLC	.CO	NIA	SCA-Denver Physicians Holdings, LLC	Ownership	100.000	UnitedHealth Group Incorporated	.NO	
		.00000	27-2103713				Dublin Surgery Center, LLC	.OH	NIA	SCA-Dublin, LLC	Ownership	10.000	UnitedHealth Group Incorporated	.NO	2
		.00000	82-0668583				Duluth Surgical Suites, LLC	.MN	NIA	SCA Duluth Holdings, LLC	Ownership	42.697	UnitedHealth Group Incorporated	.NO	2
		.00000	04-3106404				Durable Medical Equipment, Inc.	.MA	NIA	Reliant Medical Group, Inc.	Ownership	100.000	UnitedHealth Group Incorporated	.NO	1
		.00000	59-3625966				DWIC of Tampa Bay, Inc.	.FL	NIA	MedExpress Development, LLC	Ownership	100.000	UnitedHealth Group Incorporated	.NO	
		.00000	59-3705426				E Street Endoscopy, LLC	.FL	NIA	West Coast Endoscopy Holdings, LLC	Ownership	51.000	UnitedHealth Group Incorporated	.NO	
		.00000	95-4660712				Ear Professionals International Corporation	.DE	NIA	Specialty Benefits, LLC	Ownership	100.000	UnitedHealth Group Incorporated	.NO	
		.00000	02-0593133				East Brunswick Surgery Center, LLC	.NJ	NIA	ASC Holdings of New Jersey, LLC	Ownership	51.000	UnitedHealth Group Incorporated	.NO	
		.00000	02-0593133				East Brunswick Surgery Center, LLC	.NJ	NIA	Endoscopy Center Affiliates, Inc.	Ownership	27.000	UnitedHealth Group Incorporated	.NO	
		.00000	71-0923682				eCode Solutions, LLC	.DE	NIA	Surgical Care Affiliates, LLC	Ownership	100.000	UnitedHealth Group Incorporated	.NO	
		.00000	61-0981240				Edelson & Associates, PSC	.KY	NIA	Refresh Kentucky, PLLC	Ownership	100.000	UnitedHealth Group Incorporated	.NO	
		.00000	84-1162764				Electronic Network Systems, Inc.	.DE	NIA	Optum360 Solutions, LLC	Ownership	100.000	UnitedHealth Group Incorporated	.NO	
							Elite Focus Clinic, Inc., a Professional Corporation	.CA	NIA	Physician(s) Owned	Influence	0.000	UnitedHealth Group Incorporated	.NO	1
		.00000	47-3861802							Esho – Empresa de Serviços Hospitalares S.A.					
		.00000	98-1339173				Elual Participações S.A.	.BRA	NIA	Amil Assistência Médica Internacional S.A.	Ownership	39.990	UnitedHealth Group Incorporated	.NO	
		.00000	98-1339173				Elual Participações S.A.	.BRA	NIA		Ownership	60.010	UnitedHealth Group Incorporated	.NO	
		.00000					EM Orange Tree LLC	.CA	NIA	EPIC Management Services, LLC	Ownership	100.000	UnitedHealth Group Incorporated	.NO	
		.00000	87-1240516				Emisar Pharma Services LLC	.DE	NIA	Optum Pharma Services Holdings, Inc.	Ownership	100.000	UnitedHealth Group Incorporated	.NO	
										North American Medical Management California, Inc.	Ownership	100.000	UnitedHealth Group Incorporated	.NO	
		.00000	26-2195068				Empire Physician Management Company, LLC	.CA	NIA	NAMM Medical Group Holdings, Inc.	Ownership	100.000	UnitedHealth Group Incorporated	.NO	1
		.00000	33-0181426				Empire Physicians' Medical Group, Inc.	.CA	NIA	Banmedica S.A.	Ownership	100.000	UnitedHealth Group Incorporated	.NO	
		.00000					Empremédica S. A.	.PER	NIA	National Surgery Centers, LLC	Ownership	100.000	UnitedHealth Group Incorporated	.NO	
		.00000	77-0317478				Endoscopy Center Affiliates, Inc.	.DE	NIA	Freedom Life Insurance Company of America	Ownership	100.000	UnitedHealth Group Incorporated	.NO	
		.89087	75-1617708				Enterprise Life Insurance Company	.TX	IA	UnitedHealthcare Insurance Company	Ownership	100.000	UnitedHealth Group Incorporated	.NO	
		.00000					EP Campus I, LLC	.DE	NIA	EPIC Management Services, LLC	Ownership	100.000	UnitedHealth Group Incorporated	.NO	
		.00000	27-2767291				EPIC Health Plan	.CA	NIA	Collaborative Care Holdings, LLC	Ownership	100.000	UnitedHealth Group Incorporated	.NO	
		.00000	33-0654147				EPIC Management Services, LLC	.DE	NIA	OptumInsight, Inc.	Ownership	100.000	UnitedHealth Group Incorporated	.NO	
		.00000	81-0732646				Equian Parent Corp.	.DE	NIA	Equian Parent Corp.	Ownership	100.000	UnitedHealth Group Incorporated	.NO	
		.00000	27-0083277				Equian, LLC	.IN	NIA	Amil Assistência Médica Internacional S.A.	Ownership	100.000	UnitedHealth Group Incorporated	.NO	
							Esho – Empresa de Serviços Hospitalares S.A.	.BRA	NIA		Ownership	99.749	UnitedHealth Group Incorporated	.NO	
		.00000	83-2740282				Eugene Center of Anxiety and Stress, LLC	.OR	NIA	Physician(s) Owned	Influence	0.000	UnitedHealth Group Incorporated	.NO	1
		.00000	90-0624377				Eugene Therapy, LLC	.OR	NIA	Physician(s) Owned	Influence	0.000	UnitedHealth Group Incorporated	.NO	1
		.00000	81-1070402				Everett MSO, Inc.	.WA	NIA	OptumCare Holdings, LLC	Ownership	100.000	UnitedHealth Group Incorporated	.NO	
		.00000	81-1625636				Everett Physicians, Inc. P.S.	.WA	NIA	Physician(s) Owned	Influence	0.000	UnitedHealth Group Incorporated	.NO	1
		.00000	61-1752488				Evolve, LLC	.WI	NIA	Refresh Evolve, LLC	Ownership	100.000	UnitedHealth Group Incorporated	.NO	1
										Physicians Medical Group of San Jose, Inc.					
		.00000	77-0560460				Excel MSO, LLC	.CA	NIA		Ownership	100.000	UnitedHealth Group Incorporated	.NO	1
		.00000	20-0087132				Excelsior Insurance Brokerage, Inc.	.DE	NIA	HealthMarkets Insurance Agency, Inc.	Ownership	100.000	UnitedHealth Group Incorporated	.NO	
		.00000	11-3669765				Executive Health Resources, Inc.	.PA	NIA	Optum360 Solutions, LLC	Ownership	100.000	UnitedHealth Group Incorporated	.NO	
		.00000	30-0701899				Executive Surgery Center, L.L.C.	.TX	NIA	SCA-Houston Executive, LLC	Ownership	54.466	UnitedHealth Group Incorporated	.NO	
										UnitedHealthcare Global Medical (UK) Limited					
		.00000	98-1259260				Exploration for Mine Clearance LLC	.IRQ	NIA		Ownership	100.000	UnitedHealth Group Incorporated	.NO	
		.00000					Eye Clinic Oftalmologia Clínico Cirúrgica e Diagnóstico Ltda.	.BRA	NIA	Hospital Alvorada Taguatinga Ltda.	Ownership	100.000	UnitedHealth Group Incorporated	.NO	
		.00000	27-0927202				Eye Specialists Surgery Centers LLC	.IN	NIA	SCA AHN JV Holdings, LLC	Ownership	51.000	UnitedHealth Group Incorporated	.NO	

SCHEDULE Y
PART 1A - DETAIL OF INSURANCE HOLDING COMPANY SYSTEM

1	2	3	4	5	6	7	8	9	10	11	12	13	14	15	16
Group Code	Group Name	NAIC Company Code	ID Number	Federal RSSD	CIK	Name of Securities Exchange if Publicly Traded (U.S. or International)	Names of Parent, Subsidiaries Or Affiliates	Domi-ciliary Location	Relation-ship to Reporting Entity	Directly Controlled by (Name of Entity/Person)	Type of Control (Ownership, Board, Management, Attorney-in-Fact, Influence, Other)	If Control is Ownership Provide Percentage	Ultimate Controlling Entity(ies)/Person(s)	Is an SCA Filing Re-quired? (Yes/No)	*
		.00000	46-3765364				Fairhaven Holdings, LLC	.TN	NIA	Refresh Mental Health, Inc.	Ownership	100.000	UnitedHealth Group Incorporated	.NO	
		.00000	83-0693501				Fairhaven Real Estate, LLC	.TN	NIA	Refresh Mental Health, Inc.	Ownership	100.000	UnitedHealth Group Incorporated	.NO	
		.00000	27-0820363				Family Counseling Associates of Salem Andover LLC	.NH	NIA	Physician(s) Owned	Influence	0.000	UnitedHealth Group Incorporated	.NO	.1
		.00000	88-0223385				Family Health Care Services	.NV	NIA	Sierra Health Services, Inc.	Ownership	100.000	UnitedHealth Group Incorporated	.NO	
		.00000	88-0257036				Family Home Hospice, Inc.	.NV	NIA	Sierra Health Services, Inc.	Ownership	100.000	UnitedHealth Group Incorporated	.NO	
		.00000	87-4007730				Ferrell Physician Services, P.C.	.NY	NIA	Physician(s) Owned	Influence	0.000	UnitedHealth Group Incorporated	.NO	.1
		.00000	82-2929226				First Coast Orthopedic Center, LLC	.FL	NIA	ASV-HOPCo-SCA Florida, LLC	Ownership	51.000	UnitedHealth Group Incorporated	.NO	.2
		.00000	85-2966587				First Family Insurance, LLC	.DE	NIA	Golden Rule Financial Corporation	Ownership	100.000	UnitedHealth Group Incorporated	.NO	
		.00000	47-2066485				First Hill Surgery Center, LLC	.WA	NIA	Physician(s) Owned	Influence	0.000	UnitedHealth Group Incorporated	.NO	.1
		.00000	23-2849332				First Risk Advisors, Inc.	.PA	NIA	UHC Holdings, Inc.	Ownership	100.000	UnitedHealth Group Incorporated	.NO	
		.00000	51-0484581				First Step Services, LLC	.NC	NIA	Physician(s) Owned	Influence	0.000	UnitedHealth Group Incorporated	.NO	.1
		.00000	35-2753845				Flight Advisors LLC	.DE	NIA	United HealthCare Services, Inc.	Ownership	100.000	UnitedHealth Group Incorporated	.NO	
		.00000					Flight Basic Services LLC	.DE	NIA	United HealthCare Services, Inc.	Ownership	100.000	UnitedHealth Group Incorporated	.NO	
		.00000					Flight Management Specialists LLC	.DE	NIA	United HealthCare Services, Inc.	Ownership	100.000	UnitedHealth Group Incorporated	.NO	
		.00000	62-1551098				Florence Surgery Center, L.P.	.TN	NIA	SCA-Florence, LLC	Ownership	20.000	UnitedHealth Group Incorporated	.NO	.2
		.00000	35-2456267				FMG Holdings, LLC	.DE	NIA	UnitedHealth Group Incorporated	Ownership	98.704	UnitedHealth Group Incorporated	.NO	
		.00000	35-2456267				FMG Holdings, LLC	.DE	NIA	Hygeia Corporation	Ownership	1.296	UnitedHealth Group Incorporated	.NO	
		.00000	86-0908902				For Health of Arizona, Inc.	.AZ	NIA	For Health, Inc.	Ownership	100.000	UnitedHealth Group Incorporated	.NO	
		.00000	33-0766617				For Health, Inc.	.DE	NIA	Inspiris, Inc.	Ownership	100.000	UnitedHealth Group Incorporated	.NO	
		.00000	77-03688346				Fort Worth Endoscopy Centers, LLC	.TX	NIA	Surgical Care Affiliates, LLC	Influence	0.000	UnitedHealth Group Incorporated	.NO	
		.00000	86-0901608				Fortified Provider Network, Inc.	.AZ	NIA	Equian Parent Corp.	Ownership	100.000	UnitedHealth Group Incorporated	.NO	
		.00000	20-4647560				Foundation Surgery Affiliate General of Huntingdon Valley, LLC	.OK	NIA	Virtua-SCA Holdings II, LLC	Ownership	55.510	UnitedHealth Group Incorporated	.NO	.2
		.00000	68-0499459				Foundation Surgery Affiliate of Huntingdon Valley, L.P.	.OK	NIA	Foundation Surgery Affiliate General of Huntingdon Valley, LLC	Ownership	1.021	UnitedHealth Group Incorporated	.NO	.2
		.00000	68-0499459				Foundation Surgery Affiliate of Huntingdon Valley, L.P.	.OK	NIA	Virtua-SCA Holdings II, LLC	Ownership	54.944	UnitedHealth Group Incorporated	.NO	.2
		.00000	20-3412606				Franklin Surgical Center LLC	.NJ	NIA	SCA-Franklin, LLC	Ownership	51.332	UnitedHealth Group Incorporated	.NO	
.0707	UnitedHealth Group Incorporated	.62324	61-1096685				Freedom Life Insurance Company of America	.TX	.IA	USHEALTH Group, Inc.	Ownership	100.000	UnitedHealth Group Incorporated	.NO	
		.00000	82-3453993				Freeway Surgicenter of Houston, LLC	.TX	NIA	SCA-Freeway Holdings, LLC	Ownership	59.322	UnitedHealth Group Incorporated	.NO	
		.00000	98-1101521				Frontier MEDEX Limited	.IRQ	NIA	UnitedHealthcare Global Medical (UK) Limited	Ownership	100.000	UnitedHealth Group Incorporated	.NO	
		.00000	98-1172769				Frontier Medex Tanzania Limited	.TZA	NIA	UnitedHealthcare Global Medical (UK) Limited	Ownership	99.000	UnitedHealth Group Incorporated	.NO	
		.00000	98-1147103				FrontierMEDEX Kenya Limited	.KEN	NIA	UnitedHealthcare International I B.V. UnitedHealthcare Global Medical (UK)	Ownership	0.100	UnitedHealth Group Incorporated	.NO	
		.00000	98-1147103				FrontierMEDEX Kenya Limited	.KEN	NIA	Limited	Ownership	99.900	UnitedHealth Group Incorporated	.NO	
		.00000	33-1219808				FrontierMEDEX US, Inc.	.DE	NIA	UnitedHealth Group Incorporated	Ownership	75.387	UnitedHealth Group Incorporated	.NO	
		.00000	33-1219808				FrontierMEDEX US, Inc.	.DE	NIA	FMG Holdings, LLC	Ownership	24.613	UnitedHealth Group Incorporated	.NO	
		.00000	52-2230470				FrontierMEDEX, Inc.	.MN	NIA	FrontierMEDEX US, Inc.	Ownership	100.000	UnitedHealth Group Incorporated	.NO	
		.00000					Fundación Bannédica	.CHL	NIA	Bannédica S.A.	Ownership	100.000	UnitedHealth Group Incorporated	.NO	
		.00000	63-0833765				Gadsden Surgery Center, LLC	.DE	NIA	SC Affiliates, LLC	Ownership	100.000	UnitedHealth Group Incorporated	.NO	
		.00000	27-0556097				Genoa Healthcare LLC	.PA	NIA	Specialized Pharmaceuticals, Inc.	Ownership	100.000	UnitedHealth Group Incorporated	.NO	
		.00000	47-3851949				Genoa Healthcare, Inc.	.DE	NIA	OptumRx Holdings, LLC	Ownership	100.000	UnitedHealth Group Incorporated	.NO	
		.00000	20-5009764				Genoa of Arkansas, LLC	.AR	NIA	Genoa Healthcare LLC	Ownership	100.000	UnitedHealth Group Incorporated	.NO	
		.00000					Genoa Technology (Canada) Inc.	.CAN	NIA	Genoa Technology, Inc.	Ownership	100.000	UnitedHealth Group Incorporated	.NO	
		.00000	38-4034308				Genoa Technology, Inc.	.DE	NIA	Genoa Healthcare LLC	Ownership	100.000	UnitedHealth Group Incorporated	.NO	
		.00000	45-3010132				Genoa Telepsychiatry, Inc.	.DE	NIA	Genoa Healthcare LLC	Ownership	100.000	UnitedHealth Group Incorporated	.NO	
		.00000	81-4703295				Genoa, QoL Wholesale, LLC	.DE	NIA	Genoa Healthcare LLC	Ownership	100.000	UnitedHealth Group Incorporated	.NO	
		.00000	37-0920164				gethealthinsurance.com Agency Inc.	.IN	NIA	Golden Rule Financial Corporation	Ownership	100.000	UnitedHealth Group Incorporated	.NO	
		.00000	65-1025514				Gladiolus Surgery Center, L.L.C.	.FL	NIA	SCA-Gladiolus, LLC	Ownership	50.789	UnitedHealth Group Incorporated	.NO	
		.00000	47-3495605				GLBESC, LLC	.DE	NIA	Beach Surgical Holdings LLC	Ownership	52.270	UnitedHealth Group Incorporated	.NO	.2
		.00000	33-0595220				Glenwood Surgical Center, L.P.	.CA	NIA	Glenwood-SC, Inc.	Ownership	1.080	UnitedHealth Group Incorporated	.NO	

SCHEDULE Y
PART 1A - DETAIL OF INSURANCE HOLDING COMPANY SYSTEM

1	2	3	4	5	6	7	8	9	10	11	12	13	14	15	16
Group Code	Group Name	NAIC Company Code	ID Number	Federal RSSD	CIK	Name of Securities Exchange if Publicly Traded (U.S. or International)	Names of Parent, Subsidiaries Or Affiliates	Domi-ciliary Location	Relation-ship to Reporting Entity	Directly Controlled by (Name of Entity/Person)	Type of Control (Ownership, Board, Management, Attorney-in-Fact, Influence, Other)	If Control is Owner-ship Provide Percen-tage	Ultimate Controlling Entity(ies)/Person(s)	Is an SCA Filing Re-quired? (Yes/No)	*
0707	UnitedHealth Group Incorporated	.00000	33-0595220	3057283			Glenwood Surgical Center, L.P.	.CA	NIA	SCA-Glenwood Holdings, LLC	Ownership	56.730	UnitedHealth Group Incorporated	.NO	
		.00000	62-1601450				Glenwood-SC, Inc.	.TN	NIA	SC Affiliates, LLC	Ownership	100.000	UnitedHealth Group Incorporated	.NO	
		.00000	27-3337336				Global One Ventures, LLC	.CA	NIA	SCA Global One Holdings, LLC	Ownership	100.000	UnitedHealth Group Incorporated	.NO	
		.00000					Global Traveler Organization (Cayman) SPC Limited	.CYM	NIA	PGH Global (Cayman) Limited	Ownership	100.000	UnitedHealth Group Incorporated	.NO	
		.00000	20-3420886				Golden Outlook, Inc.	.CA	NIA	Golden Rule Financial Corporation	Ownership	100.000	UnitedHealth Group Incorporated	.NO	
		.00000	37-0855360				Golden Rule Financial Corporation	.DE	NIA	UnitedHealth Group Incorporated	Ownership	100.000	UnitedHealth Group Incorporated	.NO	
		.62286	37-6028756				Golden Rule Insurance Company	.IN	.IA	Golden Rule Financial Corporation	Ownership	100.000	UnitedHealth Group Incorporated	.NO	
		.00000	33-0529450				Golden Triangle Surgicenter, L.P.	.CA	NIA	Surgery Centers-West Holdings, LLC	Ownership	51.000	UnitedHealth Group Incorporated	.NO	
		.00000	52-1597483				Grandview Surgery Center, LTD.	.PA	NIA	Camp Hill Ambulatory Centers	Ownership	41.993	UnitedHealth Group Incorporated	.NO	2
		.00000	93-1237063				Grants Pass Surgery Center, LLC	.OR	NIA	SCA-Grants Pass, LLC	Ownership	51.000	UnitedHealth Group Incorporated	.NO	
		.00000	27-2337725				Greater Phoenix Collaborative Care, P.C.	.AZ	NIA	Physician(s) Owned	Influence	0.000	UnitedHealth Group Incorporated	.NO	1
		.00000	36-4053840				Greensboro Specialty Surgery Center, LLC	.NC	NIA	NSC Greensboro West, LLC	Ownership	50.100	UnitedHealth Group Incorporated	.NO	2
		.00000	74-2411643				Greenville Surgery Center, LLC	.TX	NIA	Surgical Care Affiliates, LLC	Influence	0.000	UnitedHealth Group Incorporated	.NO	
		.00000	85-3346468				Greenway Surgical Suites, LLC	.MN	NIA	SCA Greenway Holdings, LLC	Ownership	52.766	UnitedHealth Group Incorporated	.NO	2
		.00000	33-0749339				Grossmont Surgery Center, L.P.	.CA	NIA	Medical Surgical Centers of America, Inc.	Ownership	31.645	UnitedHealth Group Incorporated	.NO	2
		.00000	33-0749339				Grossmont Surgery Center, L.P.	.CA	NIA	SunSurgery, LLC	Ownership	1.000	UnitedHealth Group Incorporated	.NO	2
		.00000	01-0619096				Grove Place Surgery Center, L.L.C.	.FL	NIA	SCA-Grove Place, LLC	Ownership	51.000	UnitedHealth Group Incorporated	.NO	
		.00000	01-0619096				Grove Place Surgery Center, L.L.C.	.FL	NIA	SC Affiliates, LLC	Ownership	3.060	UnitedHealth Group Incorporated	.NO	
		.00000	26-1227494				H.I. Investments Holding Company, LLC	.DE	NIA	Health Inventures, LLC	Ownership	100.000	UnitedHealth Group Incorporated	.NO	
		.00000	98-0213198				H&W Indemnity (SPC), Ltd.	.CYM	NIA	UnitedHealth Group Incorporated	Ownership	100.000	UnitedHealth Group Incorporated	.NO	
0707	UnitedHealth Group Incorporated	.79480	35-1279304				Harken Health Insurance Company	.WI	.IA	UnitedHealthcare, Inc.	Ownership	100.000	UnitedHealth Group Incorporated	.NO	
		.00000	26-3234725				Harrison Endo Surgical Center, LLC	.NJ	NIA	Virtua-SCA Holdings, LLC	Ownership	55.000	UnitedHealth Group Incorporated	.NO	2
		.00000	58-2065044				Hawthorn Place Outpatient Surgery Center, L.P.	.GA	NIA	SHC Hawthorn, Inc.	Ownership	20.000	UnitedHealth Group Incorporated	.NO	2
		.00000	85-2037257				Hays JV Partners, LLC	.TX	NIA	SCA Hays Holdings, LLC	Ownership	31.373	UnitedHealth Group Incorporated	.NO	2
		.00000	27-4579547				Hays Surgery Center, LLC	.TX	NIA	Hays JV Partners, LLC	Ownership	51.000	UnitedHealth Group Incorporated	.NO	
		.00000	27-4579547				Hays Surgery Center, LLC	.TX	NIA	SCA Hays Holdings, LLC	Ownership	9.000	UnitedHealth Group Incorporated	.NO	
		.00000	81-2378903				HCAT Acquisition Inc.	.DE	NIA	WellMed Medical Management, Inc.	Ownership	100.000	UnitedHealth Group Incorporated	.NO	
		.00000					HCentive Technology India Private Limited	.IND	NIA	UnitedHealth International, Inc.	Ownership	0.010	UnitedHealth Group Incorporated	.NO	
		.00000					HCentive Technology India Private Limited	.IND	NIA	Optum Global Solutions (India) Private Limited	Ownership	99.990	UnitedHealth Group Incorporated	.NO	
		.00000	27-0549481				hCentive, Inc.	.DE	NIA	Optum Government Solutions, Inc.	Ownership	100.000	UnitedHealth Group Incorporated	.NO	
		.00000	45-3007213				HCP ACO California, LLC	.CA	NIA	OptumCare Management, LLC	Ownership	100.000	UnitedHealth Group Incorporated	.NO	
		.00000	33-0673883				Health Care-ONE Insurance Agency, Inc.	.CA	NIA	USHEALTH Advisors, LLC	Ownership	50.000	UnitedHealth Group Incorporated	.NO	
		.00000	20-5944768				Health Inventures Employment Solutions, LLC	.DE	NIA	Health Inventures, LLC	Ownership	100.000	UnitedHealth Group Incorporated	.NO	
		.00000	04-3723090				Health Inventures, LLC	.DE	NIA	SC Affiliates, LLC	Ownership	100.000	UnitedHealth Group Incorporated	.NO	
0707	UnitedHealth Group Incorporated	.96342	88-0201035				Health Plan of Nevada, Inc.	.NV	.IA	Sierra Health Services, Inc.	Ownership	100.000	UnitedHealth Group Incorporated	.NO	
		.00000	75-2674367				Healthcare Associates of Irving PLLC	.TX	NIA	USMD Affiliated Services	Ownership	100.000	UnitedHealth Group Incorporated	.NO	
		.00000	81-0760425				Healthcare Associates of Texas LLC	.DE	NIA	HCAT Acquisition Inc.	Ownership	100.000	UnitedHealth Group Incorporated	.NO	
		.00000					HealthCare Partners Affiliates Medical Group			HealthCare Partners Associates Medical Group, P.C.	Ownership	95.000	UnitedHealth Group Incorporated	.NO	1
		.00000	95-4526112				HealthCare Partners ASC-HB, LLC	.CA	NIA	Talbert Medical Group, P.C.	Ownership	100.000	UnitedHealth Group Incorporated	.NO	1
		.00000	26-4247365				HealthCare Partners ASC-LB, LLC	.CA	NIA	OptumCare Management, LLC	Ownership	99.000	UnitedHealth Group Incorporated	.NO	
		.00000	95-4628842							HealthCare Partners Associates Medical Group, P.C.	Ownership	1.000	UnitedHealth Group Incorporated	.NO	
		.00000	95-4628842				HealthCare Partners ASC-LB, LLC	.CA	NIA		Ownership				
		.00000					HealthCare Partners Associates Medical Group, P.C.	.CA	NIA	Physician(s) Owned	Influence	0.000	UnitedHealth Group Incorporated	.NO	1
		.00000	47-5274363				HealthCare Partners Management Services California, LLC	.DE	NIA	OptumCare Management, LLC	Ownership	100.000	UnitedHealth Group Incorporated	.NO	
		.00000	95-4340584				HealthCare Partners Medical Group, P.C.	.CA	NIA	Physician(s) Owned	Influence	0.000	UnitedHealth Group Incorporated	.NO	1
		.00000	81-1080535				HealthCare Partners RE, LLC	.DE	NIA	OptumCare Holdings, LLC	Ownership	100.000	UnitedHealth Group Incorporated	.NO	
		.00000	77-0693060				Healthcare Solutions, Inc.	.DE	NIA	OptumRx Administrative Services, LLC	Ownership	100.000	UnitedHealth Group Incorporated	.NO	
		.00000	20-3349887				HealthEast Surgery Center-Maplewood, LLC	.MN	NIA	H.I. Investments Holding Company, LLC	Ownership	25.936	UnitedHealth Group Incorporated	.NO	2

SCHEDULE Y
PART 1A - DETAIL OF INSURANCE HOLDING COMPANY SYSTEM

1	2	3	4	5	6	7	8	9	10	11	12 Type of Control (Ownership, Board, Management, Attorney-in-Fact, Influence, Other)	13 If Control is Owner- ship Provide Percent- age	14 Ultimate Controlling Entity(ies)/Person(s)	15 Is an SCA Filing Re- quired? (Yes/No)	16 *
Group Code	Group Name	NAIC Company Code	ID Number	Federal RSSD	CIK	Name of Securities Exchange if Publicly Traded (U.S. or International)	Names of Parent, Subsidiaries Or Affiliates	Domi- ciliary Loca- tion	Relation- ship to Reporting Entity	Directly Controlled by (Name of Entity/Person)					
		.00000					HealthFirst IPA, Inc.	.CO	NIA	New West Physicians, Inc.	Ownership	100.000	UnitedHealth Group Incorporated	.NO	
		.00000	47-2570595				HealthMarkets Group, Inc.	.DE	NIA	HealthMarkets, LLC	Ownership	100.000	UnitedHealth Group Incorporated	.NO	
		.00000	27-0277771				HealthMarkets Insurance Agency, Inc.	.DE	NIA	HealthMarkets Group, Inc.	Ownership	100.000	UnitedHealth Group Incorporated	.NO	
		.00000	46-1131431				HealthMarkets Services, Inc.	.DE	NIA	HealthMarkets Group, Inc.	Ownership	100.000	UnitedHealth Group Incorporated	.NO	
		.00000	75-2044750	4346649			HealthMarkets, Inc.	.DE	NIA	Golden Rule Financial Corporation	Ownership	100.000	UnitedHealth Group Incorporated	.NO	
		.00000					HealthMarkets, LLC	.DE	NIA	HealthMarkets, Inc.	Ownership	100.000	UnitedHealth Group Incorporated	.NO	
		.00000	83-2329503				Healthplex America, LLC	.FL	NIA	Marlin Holding Company LLC	Ownership	100.000	UnitedHealth Group Incorporated	.NO	
.0707	UnitedHealth Group Incorporated	.00000	45-2548158				Healthplex Dental Services, Inc.	.FL	IA	Healthplex, Inc.	Ownership	100.000	UnitedHealth Group Incorporated	.NO	
		.00000	11-3554436				Healthplex I.P.A., Inc.	.NY	NIA	Healthplex, Inc.	Ownership	100.000	UnitedHealth Group Incorporated	.NO	
.0707	UnitedHealth Group Incorporated	.11172	11-3469326				Healthplex Insurance Company	.NY	IA	Healthplex, Inc.	Ownership	100.000	UnitedHealth Group Incorporated	.NO	
		.00000	20-8999255				Healthplex of CT, Inc.	.CT	NIA	Healthplex, Inc.	Ownership	100.000	UnitedHealth Group Incorporated	.NO	
		.00000	20-5644765				Healthplex of DC, Inc.	.DC	NIA	Healthplex, Inc.	Ownership	100.000	UnitedHealth Group Incorporated	.NO	
		.00000	20-5644779				Healthplex of MD, Inc.	.MD	NIA	Healthplex, Inc.	Ownership	100.000	UnitedHealth Group Incorporated	.NO	
		.00000	32-0572262				Healthplex of ME, Inc.	.ME	NIA	Healthplex, Inc.	Ownership	100.000	UnitedHealth Group Incorporated	.NO	
		.00000	35-2633905				Healthplex of NC, Inc.	.NC	NIA	Healthplex, Inc.	Ownership	100.000	UnitedHealth Group Incorporated	.NO	
.0707	UnitedHealth Group Incorporated	.12830	20-5343824				Healthplex of NJ, Inc.	.NJ	IA	Healthplex, Inc.	Ownership	100.000	UnitedHealth Group Incorporated	.NO	
		.00000	45-0705334				Healthplex of TX, Inc.	.TX	NIA	Healthplex, Inc.	Ownership	100.000	UnitedHealth Group Incorporated	.NO	
		.00000	11-2714365				Healthplex, Inc.	.NY	NIA	Healthplex America, LLC	Ownership	100.000	UnitedHealth Group Incorporated	.NO	
		.00000	71-0847266				HealthSCOPE Benefits, Inc.	.DE	NIA	HealthSCOPE Holdings, Inc.	Ownership	100.000	UnitedHealth Group Incorporated	.NO	
		.00000	47-1409110				HealthSCOPE Holdings, Inc.	.DE	NIA	UMR, Inc.	Ownership	100.000	UnitedHealth Group Incorporated	.NO	
		.00000	83-2722254				Heartland Heart and Vascular, LLC	.DE	NIA	SCA Heartland Holdings, LLC	Ownership	99.000	UnitedHealth Group Incorporated	.NO	
		.00000	83-2722254				Heartland Heart and Vascular, LLC	.DE	NIA	Endoscopy Center Affiliates, Inc.	Ownership	1.000	UnitedHealth Group Incorporated	.NO	
		.00000					Help Seguros de Vida S.A.	.CHL	NIA	Banmédica S.A.	Ownership	100.000	UnitedHealth Group Incorporated	.NO	
		.00000					Help Seguros de Vida S.A.	.CHL	NIA	Banmédica Internacional SpA	Ownership	0.000	UnitedHealth Group Incorporated	.NO	
		.00000					Help Service S.A.	.CHL	NIA	Saden S.A.	Ownership	0.000	UnitedHealth Group Incorporated	.NO	
		.00000					Help Service S.A.	.CHL	NIA	Banmédica S.A.	Ownership	100.000	UnitedHealth Group Incorporated	.NO	
		.00000	98-1443161				Help SpA	.CHL	NIA	Saden S.A.	Ownership	0.000	UnitedHealth Group Incorporated	.NO	
		.00000	98-1443161				Help SpA	.CHL	NIA	Banmédica S.A.	Ownership	100.000	UnitedHealth Group Incorporated	.NO	
		.00000	80-0020865				Heron Ridge Assoc., P.L.C.	.MI	NIA	Physician(s) Owned	Influence	0.000	UnitedHealth Group Incorporated	.NO	.1
		.00000	46-5291602				HFHS-SCA Holdings, LLC	.MI	NIA	SC Affiliates, LLC	Ownership	49.000	UnitedHealth Group Incorporated	.NO	.2
		.00000	84-1472832				Highlands Ranch Healthcare, LLC	.CO	NIA	Urgent Care MSO, LLC	Ownership	100.000	UnitedHealth Group Incorporated	.NO	
		.00000	98-1452260				Home Medical S.A.	.CHL	NIA	Help SpA	Ownership	99.998	UnitedHealth Group Incorporated	.NO	
		.00000	98-1452260				Home Medical S.A.	.CHL	NIA	Saden S.A.	Ownership	0.002	UnitedHealth Group Incorporated	.NO	
		.00000	81-0884465				Homecare Dimensions of Florida, Inc.	.TX	NIA	WellMed Networks, Inc.	Ownership	100.000	UnitedHealth Group Incorporated	.NO	.1
		.00000	74-2758644				Homecare Dimensions, Inc.	.TX	NIA	WellMed Networks, Inc.	Ownership	100.000	UnitedHealth Group Incorporated	.NO	.1
		.00000					Honodav SpA	.CHL	NIA	Clínica Dávila y Servicios Médicos S.p.A.	Ownership	99.000	UnitedHealth Group Incorporated	.NO	
		.00000					Honodav SpA	.CHL	NIA	Servicios Integrados de Salud Ltda.	Ownership	1.000	UnitedHealth Group Incorporated	.NO	
		.00000	98-1286038				Hospitais Associados de Pernambuco Ltda.	.BRA	NIA	Hospital Alvorada Taguatinga Ltda.	Ownership	0.000	UnitedHealth Group Incorporated	.NO	
		.00000	98-1286038				Hospitais Associados de Pernambuco Ltda.	.BRA	NIA	Esho – Empresa de Serviços Hospitalares S.A.	Ownership	100.000	UnitedHealth Group Incorporated	.NO	
		.00000					Hospital Alvorada Taguatinga Ltda.	.BRA	NIA	Amil Assistência Médica Internacional S.A.	Ownership	86.360	UnitedHealth Group Incorporated	.NO	
		.00000					Hospital Alvorada Taguatinga Ltda.	.BRA	NIA	Bosque Medical Center Ltda.	Ownership	6.532	UnitedHealth Group Incorporated	.NO	
		.00000					Hospital Alvorada Taguatinga Ltda.	.BRA	NIA	Esho – Empresa de Serviços Hospitalares S.A.	Ownership	7.109	UnitedHealth Group Incorporated	.NO	
		.00000	98-1389272				Hospital Ana Costa S.A.	.BRA	NIA	Plano de Saúde Ana Costa Ltda.	Ownership	76.000	UnitedHealth Group Incorporated	.NO	
		.00000	98-1389272				Hospital Ana Costa S.A.	.BRA	NIA	Hospital Alvorada Taguatinga Ltda.	Ownership	23.824	UnitedHealth Group Incorporated	.NO	
		.00000	98-1310065				Hospital de Clínicas de Jacarepaguá Ltda.	.BRA	NIA	Esho – Empresa de Serviços Hospitalares S.A.	Ownership	100.000	UnitedHealth Group Incorporated	.NO	
		.00000	98-1310065				Hospital de Clínicas de Jacarepaguá Ltda.	.BRA	NIA	Cemed Care – Empresa de Atendimento Clínico Geral Ltda.	Ownership	0.000	UnitedHealth Group Incorporated	.NO	
		.00000	98-1332673				Hospital Santa Helena S.A.	.BRA	NIA	EIual Participações S.A.	Ownership	10.947	UnitedHealth Group Incorporated	.NO	
		.00000	98-1332673				Hospital Santa Helena S.A.	.BRA	NIA	Esho – Empresa de Serviços Hospitalares S.A.	Ownership	89.053	UnitedHealth Group Incorporated	.NO	

STATEMENT AS OF JUNE 30, 2022 OF THE Optum Insurance of Ohio, Inc.

SCHEDULE Y
PART 1A - DETAIL OF INSURANCE HOLDING COMPANY SYSTEM

1	2	3	4	5	6	7	8	9	10	11	12	13	14	15	16
Group Code	Group Name	NAIC Company Code	ID Number	Federal RSSD	CIK	Name of Securities Exchange if Publicly Traded (U.S. or International)	Names of Parent, Subsidiaries Or Affiliates	Domi-ciliary Location	Relation-ship to Reporting Entity	Directly Controlled by (Name of Entity/Person)	Type of Control (Ownership, Board, Management, Attorney-in-Fact, Influence, Other)	If Control is Owner-ship Provide Per-centage	Ultimate Controlling Entity(ies)/Person(s)	Is an SCA Filing Re-quired? (Yes/No)	*
		.00000	26-2912304				Humedica, Inc.	.DE	NIA	United HealthCare Services, Inc.	Ownership	100.000	UnitedHealth Group Incorporated	.NO	
		.00000	36-4331825				Hygeia Corporation	.DE	NIA	UnitedHealth International, Inc.	Ownership	100.000	UnitedHealth Group Incorporated	.NO	
		.00000	98-1106075				Hygeia Corporation (Ontario)	.CAN	NIA	FrontierMEDEX US, Inc.	Ownership	100.000	UnitedHealth Group Incorporated	.NO	
		.00000	84-4865867				IHD Holdings, LLC	.DE	NIA	naviHealth, Inc.	Ownership	100.000	UnitedHealth Group Incorporated	.NO	
		.00000	82-1341098				Illinois Independent Care Network, LLC	.DE	NIA	Surgical Care Affiliates, LLC	Ownership	100.000	UnitedHealth Group Incorporated	.NO	
		.00000	20-4351923				Impel Consulting Experts, L.L.C.	.TX	NIA	Impel Management Services, L.L.C.	Ownership	100.000	UnitedHealth Group Incorporated	.NO	
		.00000	75-2574317				Impel Management Services, L.L.C.	.TX	NIA	USMD Holdings, Inc.	Ownership	100.000	UnitedHealth Group Incorporated	.NO	
		.00000	27-3296953				IN Style OPTICAL, LLC	.MA	NIA	Reliant Medical Group, Inc.	Ownership	100.000	UnitedHealth Group Incorporated	.NO	.1
		.00000	45-4132005				Indiana Care Organization, LLC	.IN	NIA	AHN Target Holdings, LLC	Ownership	100.000	UnitedHealth Group Incorporated	.NO	
		.00000	33-0618077				Inland Faculty Medical Group, Inc.	.CA	NIA	NAMM Medical Group Holdings, Inc.	Ownership	100.000	UnitedHealth Group Incorporated	.NO	.1
		.00000	33-0018673				Inland Surgery Center, L.P.	.CA	NIA	SC Affiliates, LLC	Ownership	8.801	UnitedHealth Group Incorporated	.NO	
		.00000	33-0018673				Inland Surgery Center, L.P.	.CA	NIA	Redlands Ambulatory Surgery Center	Ownership	51.000	UnitedHealth Group Incorporated	.NO	
		.00000					Immobiliaria Apoquindo 3001 S.A.	.CHL	NIA	Immobiliaria Apoquindo S.A.	Ownership	99.999	UnitedHealth Group Incorporated	.NO	
		.00000					Immobiliaria Apoquindo 3001 S.A.	.CHL	NIA	Cobranzas Bannédica SpA	Ownership	0.001	UnitedHealth Group Incorporated	.NO	
		.00000	98-1458683				Immobiliaria Apoquindo 3600 Ltda.	.CHL	NIA	Immobiliaria Apoquindo 3001 S.A.	Ownership	0.300	UnitedHealth Group Incorporated	.NO	
		.00000	98-1458683				Immobiliaria Apoquindo 3600 Ltda.	.CHL	NIA	Bannédica S.A.	Ownership	99.700	UnitedHealth Group Incorporated	.NO	
		.00000	98-1443174				Immobiliaria Apoquindo S.A.	.CHL	NIA	Saden S.A.	Ownership	0.000	UnitedHealth Group Incorporated	.NO	
		.00000	98-1443174				Immobiliaria Apoquindo S.A.	.CHL	NIA	Bannédica S.A.	Ownership	100.000	UnitedHealth Group Incorporated	.NO	
		.00000	98-1458682				Immobiliaria Clínica Santa María S.A.	.CHL	NIA	Bannédica S.A.	Ownership	99.510	UnitedHealth Group Incorporated	.NO	
		.00000	98-1454653				Immobiliaria e Inversiones Alameda S.A.	.CHL	NIA	Bannédica S.A.	Ownership	99.980	UnitedHealth Group Incorporated	.NO	
		.00000	98-1454653				Immobiliaria e Inversiones Alameda S.A.	.CHL	NIA	Saden S.A.	Ownership	0.020	UnitedHealth Group Incorporated	.NO	
		.00000	98-1460922				Immobiliaria Viñamed Ltda.	.CHL	NIA	Administradora Médica Centromed S.A.	Ownership	99.900	UnitedHealth Group Incorporated	.NO	
		.00000	47-5640889				INOVB Surgical at Memorial City, LLC	.TX	NIA	Memorial City Partners, LLC	Ownership	100.000	UnitedHealth Group Incorporated	.NO	
		.00000	88-0482274				inPharmative, Inc.	.NV	NIA	OptumRx Health Solutions, LLC	Ownership	100.000	UnitedHealth Group Incorporated	.NO	
							Inspiris Medical Services of New Jersey, P.C.	.NJ	NIA	Physician(s) Owned	Influence	0.000	UnitedHealth Group Incorporated	.NO	.1
		.00000	27-1561674				INSPIRIS of Michigan Medical Services, P.C.	.MI	NIA	Physician(s) Owned	Influence	0.000	UnitedHealth Group Incorporated	.NO	.1
		.00000	13-4168739				INSPIRIS of New York Medical Services, P.C.	.NY	NIA	Physician(s) Owned	Influence	0.000	UnitedHealth Group Incorporated	.NO	.1
							INSPIRIS of Pennsylvania Medical Services, P.C.	.PA	NIA	Physician(s) Owned	Influence	0.000	UnitedHealth Group Incorporated	.NO	.1
		.00000	26-2895670				INSPIRIS of Texas Physician Group	.TX	NIA	Optum Care Services Company	Ownership	100.000	UnitedHealth Group Incorporated	.NO	
		.00000	26-2885572				Inspiris, Inc.	.DE	NIA	Collaborative Care Holdings, LLC	Ownership	100.000	UnitedHealth Group Incorporated	.NO	
										Esho – Empresa de Serviços Hospitalares S.A.	Ownership	0.000	UnitedHealth Group Incorporated	.NO	
		.00000					Instituto Radium de Campinas Ltda	.BRA	NIA	COI – Clínicas Oncológicas Integradas S.A.	Ownership	100.000	UnitedHealth Group Incorporated	.NO	
		.00000					Instituto Radium de Campinas Ltda	.BRA	NIA	Refresh Mental Health, Inc.	Ownership	100.000	UnitedHealth Group Incorporated	.NO	
		.00000	95-0856292				Integrated Behavioral Health, LLC	.LA	NIA	Optum Oregon MSO, LLC	Ownership	100.000	UnitedHealth Group Incorporated	.NO	
.0707	UnitedHealth Group Incorporated	.11173	22-2321226				Inter-Hospital Physicians Association, Inc.	.OR	NIA	Healthplex, Inc.	Ownership	100.000	UnitedHealth Group Incorporated	.NO	
		.00000	46-2215497				International Healthcare Services, Inc.	.NJ	IA	Diplomat Pharmacy, Inc.	Ownership	100.000	UnitedHealth Group Incorporated	.NO	
		.00000	98-1452273				InTouch Pharmacy LLC	.GA	NIA	Bannédica S.A.	Ownership	100.000	UnitedHealth Group Incorporated	.NO	
		.00000	98-1448096				Inversiones Clínicas Santa María SpA	.CHL	NIA	Clínica Dávila y Servicios Médicos S.p.A.	Ownership	0.000	UnitedHealth Group Incorporated	.NO	
		.00000	98-1448096				Isapre Bannédica S.A.	.CHL	NIA	Bannédica S.A.	Ownership	100.000	UnitedHealth Group Incorporated	.NO	
		.00000					Isapre Bannédica S.A.	.DE	NIA	United HealthCare Services, Inc.	Ownership	100.000	UnitedHealth Group Incorporated	.NO	
		.00000	35-2748546				Jet Coordination LLC	.DE	NIA	United HealthCare Services, Inc.	Ownership	100.000	UnitedHealth Group Incorporated	.NO	
		.00000	20-5337793				Jet Plane Management LLC	.RI	NIA	Surgery Center Holding, LLC	Ownership	1.000	UnitedHealth Group Incorporated	.NO	
		.00000	74-2544709				Johnston Surgicare, L.P.	.IL	NIA	Surgicare of Joliet, Inc.	Ownership	56.063	UnitedHealth Group Incorporated	.NO	
		.00000	26-3013277				Joliet Surgery Center Limited Partnership	.MA	NIA	Physician(s) Owned	Influence	0.000	UnitedHealth Group Incorporated	.NO	.1
		.00000	68-0624157				Jonathan E. Goldberg, Ph.D., Inc.	.DE	NIA	Collaborative Care Services, Inc.	Ownership	100.000	UnitedHealth Group Incorporated	.NO	
		.00000	46-4755857				Jordan Ridge Family Medicine, LLC	.DE	NIA	AbleTo, Inc.	Ownership	100.000	UnitedHealth Group Incorporated	.NO	
		.00000	26-3478896				Joyce Marter & Associates, P.C.	.IL	NIA	Physician(s) Owned	Influence	0.000	UnitedHealth Group Incorporated	.NO	.1
		.00000	83-2306992				JPM Healthcare LLC	.DE	NIA	SCA-JPM Holdings, LLC	Ownership	51.000	UnitedHealth Group Incorporated	.NO	
		.00000	30-0089259				K.P. Counseling, Ltd.	.IL	NIA	Physician(s) Owned	Influence	0.000	UnitedHealth Group Incorporated	.NO	.1
.0707	UnitedHealth Group Incorporated	.16541	83-2701907				Kelsey Care Administrators LLC	.TX	IA	KS Management Services, L.L.C.	Ownership	100.000	UnitedHealth Group Incorporated	.NO	

SCHEDULE Y
PART 1A - DETAIL OF INSURANCE HOLDING COMPANY SYSTEM

1	2	3	4	5	6	7	8	9	10	11	12	13	14	15	16
Group Code	Group Name	NAIC Company Code	ID Number	Federal RSSD	CIK	Name of Securities Exchange if Publicly Traded (U.S. or International)	Names of Parent, Subsidiaries Or Affiliates	Domi-ciliary Location	Relation-ship to Reporting Entity	Directly Controlled by (Name of Entity/Person)	Type of Control (Ownership, Board, Management, Attorney-in-Fact, Influence, Other)	If Control is Owner-ship Provide Percen-tage	Ultimate Controlling Entity(ies)/Person(s)	Is an SCA Filing Re-quired? (Yes/No)	*
0707	UnitedHealth Group Incorporated	.00000	76-0386391				Kelsey-Seybold Medical Group, PLLC	TX	NIA	Physician(s) Owned	Influence	0.000	UnitedHealth Group Incorporated	NO	1
		.00000	86-2407758				Kokomo Outpatient Surgery Center, LLC	IN	NIA	SC Affiliates, LLC	Ownership	100.000	UnitedHealth Group Incorporated	NO	
		.00000	76-0602862				KS Management Services, L.L.C.	TX	NIA	KSMS Intermediate Holdings II, LLC	Ownership	100.000	UnitedHealth Group Incorporated	NO	
		.00000	84-2355006				KS Pharm, LLC	TX	NIA	Kelsey-Seybold Medical Group, PLLC	Ownership	100.000	UnitedHealth Group Incorporated	NO	1
		.12827	20-5602615				KS Plan Administrators, LLC	TX	IA	KS Management Services, L.L.C.	Ownership	100.000	UnitedHealth Group Incorporated	NO	
		.00000	84-2241460				KS SC, LLC	TX	NIA	Kelsey-Seybold Medical Group, PLLC	Ownership	100.000	UnitedHealth Group Incorporated	NO	1
		.00000	84-2590138				KSMS Holdings, LLC	TX	NIA	Transformer TX Holdings, LLC	Ownership	100.000	UnitedHealth Group Incorporated	NO	
		.00000	84-2598581				KSMS Intermediate Holdings I, LLC	TX	NIA	KSMS Holdings, LLC	Ownership	100.000	UnitedHealth Group Incorporated	NO	
		.00000	84-2646230				KSMS Intermediate Holdings II, LLC	TX	NIA	KSMS Intermediate Holdings I, LLC	Ownership	100.000	UnitedHealth Group Incorporated	NO	
		.00000					La Esperanza del Perú S.A.	PER	NIA	Pacifico S.A. Entidad Prestadora de Salud	Ownership	100.000	UnitedHealth Group Incorporated	NO	
		.00000	98-1456202				Laboratorio ROE S.A.	PER	NIA	Pacifico S.A. Entidad Prestadora de Salud	Ownership	100.000	UnitedHealth Group Incorporated	NO	
		.00000					Laboratorios Médicos Amed Quilpué S.A.	CHL	NIA	Centromed Quilpué S.A.	Ownership	99.900	UnitedHealth Group Incorporated	NO	
		.00000					Laboratorios Médicos Amed Quilpué S.A.	CHL	NIA	Servicios Médicos Amed Quilpué S.A.	Ownership	0.100	UnitedHealth Group Incorporated	NO	
		.00000	82-4513634				Landmark Connect of Pennsylvania, PC	PA	NIA	Physician(s) Owned	Influence	0.000	UnitedHealth Group Incorporated	NO	1
		.00000	82-5437916				Landmark Group Holdings, LLC	DE	NIA	Laser Acquisition Holdings III, LLC	Ownership	100.000	UnitedHealth Group Incorporated	NO	
		.00000	36-4785073				Landmark Health NY IPA, LLC	NY	NIA	Landmark Health, LLC	Ownership	100.000	UnitedHealth Group Incorporated	NO	
		.00000	37-1774991				Landmark Health NY PO, LLC	DE	NIA	Landmark Health, LLC	Ownership	100.000	UnitedHealth Group Incorporated	NO	
		.00000	35-2547489				Landmark Health of California, LLC	DE	NIA	Landmark Health, LLC	Ownership	100.000	UnitedHealth Group Incorporated	NO	
		.00000	35-2616929				Landmark Health of Massachusetts, LLC	DE	NIA	Landmark Health, LLC	Ownership	100.000	UnitedHealth Group Incorporated	NO	
		.00000	37-1880434				Landmark Health of North Carolina, LLC	NC	NIA	Landmark MSO, LLC	Ownership	100.000	UnitedHealth Group Incorporated	NO	
		.00000	38-3952354				Landmark Health of Oregon, LLC	DE	NIA	Landmark Health, LLC	Ownership	100.000	UnitedHealth Group Incorporated	NO	
		.00000	61-1781940				Landmark Health of Pennsylvania, LLC	DE	NIA	Landmark Health, LLC	Ownership	100.000	UnitedHealth Group Incorporated	NO	
		.00000	61-1752988				Landmark Health of Washington, LLC	DE	NIA	Landmark Health, LLC	Ownership	100.000	UnitedHealth Group Incorporated	NO	
							Landmark Health Technologies Private Limited								
		.00000					Landmark Health Technologies Private Limited	IND	NIA	Landmark India, LLC	Ownership	0.010	UnitedHealth Group Incorporated	NO	
		.00000					Landmark Health, LLC	IND	NIA	Landmark Health, LLC	Ownership	99.990	UnitedHealth Group Incorporated	NO	
		.00000	46-3015502				Landmark Health, LLC	DE	NIA	Landmark Group Holdings, LLC	Ownership	100.000	UnitedHealth Group Incorporated	NO	
		.00000	37-1776229				Landmark India, LLC	DE	NIA	Landmark Health, LLC	Ownership	100.000	UnitedHealth Group Incorporated	NO	
		.00000	85-0997438				Landmark Medical of Arkansas, P.A.	AR	NIA	Physician(s) Owned	Influence	0.000	UnitedHealth Group Incorporated	NO	1
		.00000	47-4553619				Landmark Medical of California, PC	CA	NIA	Physician(s) Owned	Influence	0.000	UnitedHealth Group Incorporated	NO	1
		.00000	83-2295301				Landmark Medical of Connecticut, PC	CT	NIA	Physician(s) Owned	Influence	0.000	UnitedHealth Group Incorporated	NO	1
		.00000	85-0838149				Landmark Medical of Florida, P.A.	FL	NIA	Physician(s) Owned	Influence	0.000	UnitedHealth Group Incorporated	NO	1
		.00000					Landmark Medical of Idaho, PC	ID	NIA	Physician(s) Owned	Influence	0.000	UnitedHealth Group Incorporated	NO	1
		.00000	82-4633545				Landmark Medical of Kansas, P.A.	KS	NIA	Physician(s) Owned	Influence	0.000	UnitedHealth Group Incorporated	NO	1
		.00000	82-4881602				Landmark Medical of Kentucky, PSC	KY	NIA	Physician(s) Owned	Influence	0.000	UnitedHealth Group Incorporated	NO	1
							Landmark Medical of Louisiana, a Professional Corporation	LA	NIA	Physician(s) Owned	Influence	0.000	UnitedHealth Group Incorporated	NO	1
		.00000	82-4881732				Landmark Medical of Massachusetts, PLLC	MA	NIA	Physician(s) Owned	Influence	0.000	UnitedHealth Group Incorporated	NO	1
		.00000	81-5364097				Landmark Medical of Michigan, P.C.	MI	NIA	Physician(s) Owned	Influence	0.000	UnitedHealth Group Incorporated	NO	1
		.00000	86-3599871				Landmark Medical of Mississippi, P.C.	MS	NIA	Physician(s) Owned	Influence	0.000	UnitedHealth Group Incorporated	NO	1
		.00000	82-5084178				Landmark Medical of Missouri, P.C.	MO	NIA	Physician(s) Owned	Influence	0.000	UnitedHealth Group Incorporated	NO	1
		.00000	82-4857713				Landmark Medical of New Hampshire, P.C.	NH	NIA	Physician(s) Owned	Influence	0.000	UnitedHealth Group Incorporated	NO	1
		.00000	85-1174070				Landmark Medical of North Carolina, P.C.	NC	NIA	Physician(s) Owned	Influence	0.000	UnitedHealth Group Incorporated	NO	1
		.00000	82-4256752				Landmark Medical of Ohio, Professional Corporation	OH	NIA	Physician(s) Owned	Influence	0.000	UnitedHealth Group Incorporated	NO	1
		.00000	82-4864947				Landmark Medical of Oregon, PC	OR	NIA	Physician(s) Owned	Influence	0.000	UnitedHealth Group Incorporated	NO	1
		.00000	47-2926188				Landmark Medical of Pennsylvania, PC	PA	NIA	Physician(s) Owned	Influence	0.000	UnitedHealth Group Incorporated	NO	1
		.00000	81-1605378				Landmark Medical of Rhode Island, PC	RI	NIA	Physician(s) Owned	Influence	0.000	UnitedHealth Group Incorporated	NO	1
		.00000	84-2830065				Landmark Medical of Tennessee, PC	TN	NIA	Physician(s) Owned	Influence	0.000	UnitedHealth Group Incorporated	NO	1
		.00000	30-1288593				Landmark Medical of Texas, PA	TX	NIA	Physician(s) Owned	Influence	0.000	UnitedHealth Group Incorporated	NO	1
		.00000	83-2296389				Landmark Medical of Utah, PC	UT	NIA	Physician(s) Owned	Influence	0.000	UnitedHealth Group Incorporated	NO	1
		.00000	84-2660339				Landmark Medical of Virginia, P.C.	VA	NIA	Physician(s) Owned	Influence	0.000	UnitedHealth Group Incorporated	NO	1
		.00000	85-0839774				Landmark Medical of Washington, PC	WA	NIA	Physician(s) Owned	Influence	0.000	UnitedHealth Group Incorporated	NO	1
		.00000	47-3028655												

SCHEDULE Y
PART 1A - DETAIL OF INSURANCE HOLDING COMPANY SYSTEM

1	2	3	4	5	6	7	8	9	10	11	12	13	14	15	16
Group Code	Group Name	NAIC Company Code	ID Number	Federal RSSD	CIK	Name of Securities Exchange if Publicly Traded (U.S. or International)	Names of Parent, Subsidiaries Or Affiliates	Domi-ciliary Location	Relation-ship to Reporting Entity	Directly Controlled by (Name of Entity/Person)	Type of Control (Ownership, Board, Management, Attorney-in-Fact, Influence, Other)	If Control is Owner-ship Provide Percen-tage	Ultimate Controlling Entity(ies)/Person(s)	Is an SCA Filing Re-quired? (Yes/No)	*
		.00000	47-1588943				Landmark Medical, P.C.	NY	NIA	Physician(s) Owned	Influence	0.000	UnitedHealth Group Incorporated	NO	1
		.00000	32-0446592				Landmark MSO, LLC	DE	NIA	Landmark Health, LLC	Ownership	100.000	UnitedHealth Group Incorporated	NO	
		.00000	85-3189716				Landmark Primary Care, LLC	DE	NIA	Landmark Health, LLC	Ownership	100.000	UnitedHealth Group Incorporated	NO	
		.00000					Laser Acquisition Holdings III, LLC	DE	NIA	OptumHealth Holdings, LLC	Ownership	100.000	UnitedHealth Group Incorporated	NO	
		.00000	81-3732334				LDI Holding Company, LLC	DE	NIA	Diplomat Pharmacy, Inc.	Ownership	100.000	UnitedHealth Group Incorporated	NO	
		.00000	38-4062192				LDI Management Services, LLC	DE	NIA	LDI Holding Company, LLC	Ownership	100.000	UnitedHealth Group Incorporated	NO	
		.00000	81-3741657				Leehar Distributors, LLC	DE	NIA	LDI Holding Company, LLC	Ownership	100.000	UnitedHealth Group Incorporated	NO	
		.00000	32-0543788				Level2 Health Holdings, Inc.	DE	NIA	UnitedHealth Group Ventures, LLC	Ownership	100.000	UnitedHealth Group Incorporated	NO	
		.00000	82-3161933				Level2 Health IPA, LLC	DE	NIA	Level2 Health Holdings, Inc.	Ownership	100.000	UnitedHealth Group Incorporated	NO	
		.00000	82-3130872				Level2 Health Management, LLC	DE	NIA	Level2 Health Holdings, Inc.	Ownership	100.000	UnitedHealth Group Incorporated	NO	
		.00000	84-5003916				Level2 Medical Services, P.A.	DE	NIA	Physician(s) Owned	Influence	0.000	UnitedHealth Group Incorporated	NO	1
		.00000	87-2684015				Level2 Medical Services, P.A. New Jersey	NJ	NIA	Physician(s) Owned	Influence	0.000	UnitedHealth Group Incorporated	NO	1
		.00000	87-2600511				Level2 Medical Services, P.C. Alaska	AK	NIA	Physician(s) Owned	Influence	0.000	UnitedHealth Group Incorporated	NO	1
		.00000					Level2 Medical Services, P.C. California	CA	NIA	Physician(s) Owned	Influence	0.000	UnitedHealth Group Incorporated	NO	1
		.00000	87-0989804				Level2 Medical Services, P.C. Utah	UT	NIA	Physician(s) Owned	Influence	0.000	UnitedHealth Group Incorporated	NO	1
		.00000	61-1028180				Lexington Surgery Center, Ltd.	KY	NIA	Surgery Center of Lexington, LLC	Ownership	78.500	UnitedHealth Group Incorporated	NO	2
		.00000	36-3468942				LGH-A/Golf ASTC, L.L.C.	IL	NIA	Advocate-SCA Partners, LLC	Ownership	49.000	UnitedHealth Group Incorporated	NO	2
		.00000	20-0468524				Life Strategies Counseling, Inc.	AR	NIA	Physician(s) Owned	Influence	0.000	UnitedHealth Group Incorporated	NO	1
							Lifeprint Accountable Care Organization, LLC								
		.00000	32-0409538					DE	NIA	Collaborative Care Holdings, LLC	Ownership	100.000	UnitedHealth Group Incorporated	NO	
		.00000	26-3236909				LifeSolutions Administrative Services, LLC	IN	NIA	Refresh Mental Health, Inc.	Ownership	100.000	UnitedHealth Group Incorporated	NO	
		.00000	26-3292877				LifeSolutions Counseling Associates, P.C.	IN	NIA	Physician(s) Owned	Influence	0.000	UnitedHealth Group Incorporated	NO	1
		.00000	58-2305878				LifelWell, Ltd. Co.	GA	NIA	HealthScope Benefits, Inc.	Ownership	100.000	UnitedHealth Group Incorporated	NO	
		.00000					Lightning Merger Sub Inc.	DE	NIA	UnitedHealth Group Incorporated	Ownership	100.000	UnitedHealth Group Incorporated	NO	
		.00000	51-0277181				Limestone Medical Center, LLC	DE	NIA	Virtua-SCA Holdings II, LLC	Ownership	60.000	UnitedHealth Group Incorporated	NO	2
		.00000	88-0586923				Lindenhurst Holding, LLC	DE	NIA	SC Affiliates, LLC	Ownership	100.000	UnitedHealth Group Incorporated	NO	
		.00000	82-2435405				Logan Surgical Suites, LLC	UT	NIA	SCA Northern Utah Holdings, LLC	Ownership	55.000	UnitedHealth Group Incorporated	NO	
							Lotten-Eyes Oftalmologia Clínica e Cirurgica Ltda.	BRA	NIA	Esho – Empresa de Serviços Hospitalares S.A.	Ownership	0.000	UnitedHealth Group Incorporated	NO	
		.00000	98-1337963				Lotten-Eyes Oftalmologia Clínica e Cirurgica Ltda.	BRA	NIA	Hospital Alvorada Taguatinga Ltda.	Ownership	100.000	UnitedHealth Group Incorporated	NO	
		.00000	62-1179566				Louisville S.C., Ltd.	KY	NIA	Surgery Center of Louisville, LLC	Ownership	60.200	UnitedHealth Group Incorporated	NO	
		.00000	62-1179538				Louisville-SC Properties, Inc.	KY	NIA	SC Affiliates, LLC	Ownership	100.000	UnitedHealth Group Incorporated	NO	
							Loyola Ambulatory Surgery Center at Oakbrook, Inc.	IL	NIA	ASC Network, LLC	Ownership	100.000	UnitedHealth Group Incorporated	NO	
		.00000	36-4119519				Loyola Ambulatory Surgery Center at Oakbrook, L.P.	IL	NIA	Loyola Ambulatory Surgery Center at Oakbrook, Inc.	Ownership	45.000	UnitedHealth Group Incorporated	NO	2
		.00000	98-1137620				Lusiadas – Parcerias Cascais, S.A.	PRT	NIA	Lusiadas, SGPS, S.A.	Ownership	100.000	UnitedHealth Group Incorporated	NO	
										Clínica Médico Cirúrgica de Santa Tecla, S.A.	Ownership	5.000	UnitedHealth Group Incorporated	NO	
		.00000	98-1139095				Lusiadas A.C.E.	PRT	NIA	Associação Lusiadas Knowledge Center – Health Education and Research	Ownership	1.000	UnitedHealth Group Incorporated	NO	
		.00000	98-1139095				Lusiadas A.C.E.	PRT	NIA	Lusiadas – Parcerias Cascais, S.A.	Ownership	10.000	UnitedHealth Group Incorporated	NO	
		.00000	98-1139095				Lusiadas A.C.E.	PRT	NIA	CLISA – Clínica de Santo António, S.A.	Ownership	10.000	UnitedHealth Group Incorporated	NO	
		.00000	98-1139095				Lusiadas A.C.E.	PRT	NIA	Lusiadas, S.A.	Ownership	20.000	UnitedHealth Group Incorporated	NO	
		.00000	98-1139095				Lusiadas A.C.E.	PRT	NIA	Lusiadas, SGPS, S.A.	Ownership	49.000	UnitedHealth Group Incorporated	NO	
		.00000	98-1139095				Lusiadas A.C.E.	PRT	NIA	Lusiadas Algarve, S.A.	Ownership	5.000	UnitedHealth Group Incorporated	NO	
		.00000	98-1139095				Lusiadas Algarve, S.A.	PRT	NIA	Lusiadas, SGPS, S.A.	Ownership	100.000	UnitedHealth Group Incorporated	NO	
		.00000	98-1139089				Lusiadas, S.A.	PRT	NIA	Lusiadas, SGPS, S.A.	Ownership	100.000	UnitedHealth Group Incorporated	NO	
		.00000	98-1138570				Lusiadas, SGPS, S.A.	PRT	NIA	AMIL International S.á.r.l.	Ownership	100.000	UnitedHealth Group Incorporated	NO	
		.00000	02-0749532				Lutheran Campus ASC, LLC	CO	NIA	SQLHS-SCA Holdings, LLC	Ownership	64.878	UnitedHealth Group Incorporated	NO	
		.00000	20-2547795				Main Line Spine Surgery Center, LLC	PA	NIA	Virtua-SCA Holdings II, LLC	Ownership	55.000	UnitedHealth Group Incorporated	NO	2
.0707	UnitedHealth Group Incorporated	.60321	52-1803283				MAISI Life and Health Insurance Company	MD	IA	United HealthCare Services, Inc.	Ownership	100.000	UnitedHealth Group Incorporated	NO	
.0707	UnitedHealth Group Incorporated	.52014	65-0303864				Managed Care of North America, Inc.	FL	IA	MCNA Health Care Holdings, LLC	Ownership	100.000	UnitedHealth Group Incorporated	NO	

SCHEDULE Y
PART 1A - DETAIL OF INSURANCE HOLDING COMPANY SYSTEM

1	2	3	4	5	6	7	8	9	10	11	12	13	14	15	16
Group Code	Group Name	NAIC Company Code	ID Number	Federal RSSD	CIK	Name of Securities Exchange if Publicly Traded (U.S. or International)	Names of Parent, Subsidiaries Or Affiliates	Domi-ciliary Location	Relation-ship to Reporting Entity	Directly Controlled by (Name of Entity/Person)	Type of Control (Ownership, Board, Management, Attorney-in-Fact, Influence, Other)	If Control is Owner-ship Provide Percen-tage	Ultimate Controlling Entity(ies)/Person(s)	Is an SCA Filing Re-quired? (Yes/No)	*
		.00000	14-1782475				Managed Physical Network, Inc.NY.	NIA.....	OptumHealth Care Solutions, LLC	Ownership.....	100.000	UnitedHealth Group IncorporatedNO.....
		.00000	86-1354607				Mansfield Endoscopy Center, LLCTX.	NIA.....	Surgical Care Affiliates, LLC	Influence.....	0.000	UnitedHealth Group IncorporatedNO.....
		.00000	20-2880404				March Holdings, Inc.CA.	NIA.....	Specialty Benefits, LLC	Ownership.....	100.000	UnitedHealth Group IncorporatedNO.....
		.00000	95-4874334				March Vision Care Group, IncorporatedCA.	NIA.....	California Spring Holdings, PC	Ownership.....	100.000	UnitedHealth Group IncorporatedNO.....1
		.00000	27-3115058				March Vision Care IPA, Inc.NY.	NIA.....	March Vision Care Group, Incorporated	Ownership.....	100.000	UnitedHealth Group IncorporatedNO.....1
		.00000	45-4227915				March Vision Care of Texas, Inc.TX.	NIA.....	March Vision Care Group, Incorporated	Ownership.....	100.000	UnitedHealth Group IncorporatedNO.....1
		.00000	20-3042852				March Vision Care, Inc.CA.	NIA.....	March Holdings, Inc.	Ownership.....	100.000	UnitedHealth Group IncorporatedNO.....1
		.00000	94-3377073				Marin Health Ventures, LLCCA.	NIA.....	Marin Specialty Surgery Center, LLC	Ownership.....	100.000	UnitedHealth Group IncorporatedNO.....
		.00000	26-2637247				Marin Specialty Surgery Center, LLCCA.	NIA.....	MGH/SCA, LLC	Ownership.....	51.000	UnitedHealth Group IncorporatedNO.....
		.00000	26-2601943				Marin Surgery Holdings, Inc.DE.	NIA.....	SC Affiliates, LLC	Ownership.....	100.000	UnitedHealth Group IncorporatedNO.....
		.00000	85-2924503				Marlin Holding Company LLCDE.	NIA.....	Specialty Benefits, LLC	Ownership.....	100.000	UnitedHealth Group IncorporatedNO.....
		.00000	52-1456812				Maryland Ambulatory Centers, LLCMD.	NIA.....	Surgery Center of Ellicott City, Inc.	Ownership.....	50.000	UnitedHealth Group IncorporatedNO.....
		.00000	52-1456812				Maryland Ambulatory Centers, LLCMD.	NIA.....	Maryland-SCA Centers, LLC	Ownership.....	44.118	UnitedHealth Group IncorporatedNO.....
		.00000	52-1401791				Maryland-SCA Centers, LLCDE.	NIA.....	SC Affiliates, LLC	Ownership.....	100.000	UnitedHealth Group IncorporatedNO.....
		.00000					Massachusetts Assurance Company, Ltd. PICCYM.	NIA.....	Collaborative Care Holdings, LLC	Ownership.....	0.008	UnitedHealth Group IncorporatedNO.....
		.00000					Massachusetts Assurance Company, Ltd. PICCYM.	NIA.....	H&W Indemnity (SPC), Ltd.	Ownership.....	99.992	UnitedHealth Group IncorporatedNO.....
		.00000	20-0815305				Massachusetts Avenue Surgery Center, LLCMD.	NIA.....	SC Affiliates, LLC	Ownership.....	1.540	UnitedHealth Group IncorporatedNO.....
		.00000	20-0815305				Massachusetts Avenue Surgery Center, LLCMD.	NIA.....	SCA-Bethesda, LLC	Ownership.....	60.441	UnitedHealth Group IncorporatedNO.....
		.00000	43-1967820				MAT-RX DEVELOPMENT, L.L.C.TX.	NIA.....	WellMed Networks, Inc.	Ownership.....	100.000	UnitedHealth Group IncorporatedNO.....1
		.00000	35-2262695				Mat-Rx Fort Worth GP, L.L.C.TX.	NIA.....	MAT-RX DEVELOPMENT, L.L.C.	Ownership.....	100.000	UnitedHealth Group IncorporatedNO.....1
		.00000	62-1600267				McKenzie Surgery Center, L.P.TN.	NIA.....	SCA-Eugene, Inc.	Ownership.....	30.000	UnitedHealth Group IncorporatedNO.....2
		.00000	45-2542951				MCNA Health Care Holdings, LLCFL.	NIA.....	Marlin Holding Company LLC	Ownership.....	100.000	UnitedHealth Group IncorporatedNO.....
.0707	UnitedHealth Group Incorporated	.14063	52-2459969				MCNA Insurance CompanyTX.	.IA.....	MCNA Health Care Holdings, LLC	Ownership.....	100.000	UnitedHealth Group IncorporatedNO.....
		.00000	45-3641822				MCNA Systems Corp.FL.	NIA.....	MCNA Health Care Holdings, LLC	Ownership.....	100.000	UnitedHealth Group IncorporatedNO.....
							North American Medical Management								
		.00000	42-1741594				MD Ops, Inc.CA.	NIA.....	California, Inc.	Ownership.....	100.000	UnitedHealth Group IncorporatedNO.....
.0707	UnitedHealth Group Incorporated	.96310	52-1169135				MD-Individual Practice Association, Inc.MD.	.IA.....	United HealthCare Services, Inc.	Ownership.....	100.000	UnitedHealth Group IncorporatedNO.....
		.00000	83-1183650				ME AHS UC LLCDE.	NIA.....	Riverside Medical Management, LLC	Ownership.....	70.000	UnitedHealth Group IncorporatedNO.....
		.00000	81-0936574				ME Urgent Care Nebraska, Inc.NE.	NIA.....	Physician(s) Owned	Influence.....	0.000	UnitedHealth Group IncorporatedNO.....1
		.00000	20-3824377				MedExpress Development, LLCFL.	NIA.....	Urgent Care MSO, LLC	Ownership.....	100.000	UnitedHealth Group IncorporatedNO.....
		.00000	81-1265129				MedExpress Employed Services, Inc.DE.	NIA.....	Physician(s) Owned	Influence.....	0.000	UnitedHealth Group IncorporatedNO.....1
		.00000	81-4550969				MedExpress Primary Care Arizona, P.C.AZ.	NIA.....	Physician(s) Owned	Influence.....	0.000	UnitedHealth Group IncorporatedNO.....1
		.00000	84-4234388				MedExpress Primary Care Arkansas, P.A.AR.	NIA.....	Physician(s) Owned	Influence.....	0.000	UnitedHealth Group IncorporatedNO.....1
		.00000	81-4605885				MedExpress Primary Care Kansas, P.A.KS.	NIA.....	Physician(s) Owned	Influence.....	0.000	UnitedHealth Group IncorporatedNO.....1
		.00000	82-3384324				MedExpress Primary Care Maryland, P.C.MD.	NIA.....	Physician(s) Owned	Influence.....	0.000	UnitedHealth Group IncorporatedNO.....1
		.00000	82-1096099				MedExpress Primary Care Massachusetts, P.C.MA.	NIA.....	Physician(s) Owned	Influence.....	0.000	UnitedHealth Group IncorporatedNO.....1
		.00000	81-4396738				MedExpress Primary Care Minnesota P.C.MN.	NIA.....	Physician(s) Owned	Influence.....	0.000	UnitedHealth Group IncorporatedNO.....1
		.00000	83-1077265				MedExpress Primary Care Oklahoma, P.C.OK.	NIA.....	Physician(s) Owned	Influence.....	0.000	UnitedHealth Group IncorporatedNO.....1
							MedExpress Primary Care South Carolina, P.C.								
		.00000	83-0764858					.SC.	NIA.....	Physician(s) Owned	Influence.....	0.000	UnitedHealth Group IncorporatedNO.....1
		.00000	84-2500750				MedExpress Primary Care Texas, P.A.TX.	NIA.....	Physician(s) Owned	Influence.....	0.000	UnitedHealth Group IncorporatedNO.....1
		.00000	82-3395792				MedExpress Primary Care Virginia, P.C.VA.	NIA.....	Physician(s) Owned	Influence.....	0.000	UnitedHealth Group IncorporatedNO.....1
		.00000	82-4401181				MedExpress Primary Care West Virginia, Inc.WV.	NIA.....	Physician(s) Owned	Influence.....	0.000	UnitedHealth Group IncorporatedNO.....1
		.00000	81-4563448				MedExpress Primary Care Wisconsin, S.C.WI.	NIA.....	Physician(s) Owned	Influence.....	0.000	UnitedHealth Group IncorporatedNO.....1
							MedExpress Urgent Care – Northern New Jersey								
		.00000	83-2089623				PCNJ.	NIA.....	Physician(s) Owned	Influence.....	0.000	UnitedHealth Group IncorporatedNO.....1
		.00000	45-5388778				MedExpress Urgent Care – New Jersey, P.C.NJ.	NIA.....	Physician(s) Owned	Influence.....	0.000	UnitedHealth Group IncorporatedNO.....1
		.00000	32-0533926				MedExpress Urgent Care Alabama, LLCAL.	NIA.....	Urgent Care Holdings, LLC	Ownership.....	100.000	UnitedHealth Group IncorporatedNO.....
		.00000	81-4030280				MedExpress Urgent Care Arizona, P.C.AZ.	NIA.....	Physician(s) Owned	Influence.....	0.000	UnitedHealth Group IncorporatedNO.....1
		.00000	46-4348120				MedExpress Urgent Care Arkansas, P.A.AR.	NIA.....	Physician(s) Owned	Influence.....	0.000	UnitedHealth Group IncorporatedNO.....1
		.00000	82-0930142				MedExpress Urgent Care California, P.C.CA.	NIA.....	Physician(s) Owned	Influence.....	0.000	UnitedHealth Group IncorporatedNO.....1
		.00000	81-1956812				MedExpress Urgent Care Connecticut, P.C.CT.	NIA.....	Physician(s) Owned	Influence.....	0.000	UnitedHealth Group IncorporatedNO.....1
		.00000	82-1135336				MedExpress Urgent Care Idaho, P.C.ID.	NIA.....	Physician(s) Owned	Influence.....	0.000	UnitedHealth Group IncorporatedNO.....1
		.00000	47-4308614				MedExpress Urgent Care Illinois, P.C.IL.	NIA.....	Physician(s) Owned	Influence.....	0.000	UnitedHealth Group IncorporatedNO.....1

SCHEDULE Y
PART 1A - DETAIL OF INSURANCE HOLDING COMPANY SYSTEM

1	2	3	4	5	6	7	8	9	10	11	12	13	14	15	16
Group Code	Group Name	NAIC Company Code	ID Number	Federal RSSD	CIK	Name of Securities Exchange if Publicly Traded (U.S. or International)	Names of Parent, Subsidiaries Or Affiliates	Domi-ciliary Location	Relation-ship to Reporting Entity	Directly Controlled by (Name of Entity/Person)	Type of Control (Ownership, Board, Management, Attorney-in-Fact, Influence, Other)	If Control is Owner-ship Provide Per-centage	Ultimate Controlling Entity(ies)/Person(s)	Is an SCA Filing Re-quired? (Yes/No)	*
		.00000	81-5363472				MedExpress Urgent Care Iowa, P.C.	IA	NIA	Physician(s) Owned	Influence.....	0.000	UnitedHealth Group Incorporated	..NO.....	1
		.00000	47-1919283				MedExpress Urgent Care Kansas, P.A.	KS	NIA	Physician(s) Owned	Influence.....	0.000	UnitedHealth Group Incorporated	..NO.....	1
		.00000	82-1719888				MedExpress Urgent Care Maine, Inc.	ME	NIA	Urgent Care Holdings, LLC	Ownership.....	100.000	UnitedHealth Group Incorporated	..NO.....	
		.00000	81-1125396				MedExpress Urgent Care Minnesota P.C.	MN	NIA	Physician(s) Owned	Influence.....	0.000	UnitedHealth Group Incorporated	..NO.....	1
		.00000	47-3132625				MedExpress Urgent Care Missouri P.C.	MO	NIA	Physician(s) Owned	Influence.....	0.000	UnitedHealth Group Incorporated	..NO.....	1
		.00000	82-0631738				MedExpress Urgent Care New Hampshire, Inc.	NH	NIA	Urgent Care Holdings, LLC	Ownership.....	100.000	UnitedHealth Group Incorporated	..NO.....	
		.00000	81-5138747				MedExpress Urgent Care North Carolina, P.C.	NC	NIA	Physician(s) Owned	Influence.....	0.000	UnitedHealth Group Incorporated	..NO.....	1
							MedExpress Urgent Care of Boynton Beach, LLC								
		.00000	20-2545363					FL	NIA	MedExpress Development, LLC	Ownership.....	100.000	UnitedHealth Group Incorporated	..NO.....	
		.00000	82-1919436				MedExpress Urgent Care Oregon, P.C.	OR	NIA	Physician(s) Owned	Influence.....	0.000	UnitedHealth Group Incorporated	..NO.....	1
		.00000	81-5362765				MedExpress Urgent Care Rhode Island, P.C.	RI	NIA	Physician(s) Owned	Influence.....	0.000	UnitedHealth Group Incorporated	..NO.....	1
		.00000	81-5380706				MedExpress Urgent Care South Carolina, P.C.	SC	NIA	Physician(s) Owned	Influence.....	0.000	UnitedHealth Group Incorporated	..NO.....	1
		.00000	47-5147441				MedExpress Urgent Care Texas, P.A.	TX	NIA	Physician(s) Owned	Influence.....	0.000	UnitedHealth Group Incorporated	..NO.....	1
		.00000	82-2443118				MedExpress Urgent Care Washington, P.C.	WA	NIA	Physician(s) Owned	Influence.....	0.000	UnitedHealth Group Incorporated	..NO.....	1
		.00000	81-4281678				MedExpress Urgent Care Wisconsin, S.C.	WI	NIA	Physician(s) Owned	Influence.....	0.000	UnitedHealth Group Incorporated	..NO.....	1
		.00000	85-1474287				MedExpress Urgent Care, Inc. - Ohio	OH	NIA	Urgent Care Holdings, LLC	Ownership.....	100.000	UnitedHealth Group Incorporated	..NO.....	
							MedExpress Urgent Care, Inc. - West Virginia								
		.00000	26-4546400					WV	NIA	Physician(s) Owned	Influence.....	0.000	UnitedHealth Group Incorporated	..NO.....	1
		.00000	47-1804667				MedExpress Urgent Care, P.C. - Georgia	GA	NIA	Physician(s) Owned	Influence.....	0.000	UnitedHealth Group Incorporated	..NO.....	1
		.00000	90-0929572				MedExpress Urgent Care, P.C. - Indiana	IN	NIA	Physician(s) Owned	Influence.....	0.000	UnitedHealth Group Incorporated	..NO.....	1
		.00000	45-3461101				MedExpress Urgent Care, P.C. - Maryland	MD	NIA	Physician(s) Owned	Influence.....	0.000	UnitedHealth Group Incorporated	..NO.....	1
							MedExpress Urgent Care, P.C. - Massachusetts								
		.00000	47-1857908					MA	NIA	Physician(s) Owned	Influence.....	0.000	UnitedHealth Group Incorporated	..NO.....	1
		.00000	46-4793937				MedExpress Urgent Care, P.C. - Michigan	MI	NIA	Physician(s) Owned	Influence.....	0.000	UnitedHealth Group Incorporated	..NO.....	1
		.00000	47-1824365				MedExpress Urgent Care, P.C. - Oklahoma	OK	NIA	Physician(s) Owned	Influence.....	0.000	UnitedHealth Group Incorporated	..NO.....	1
		.00000	26-3750502				MedExpress Urgent Care, P.C. - Pennsylvania	PA	NIA	Physician(s) Owned	Influence.....	0.000	UnitedHealth Group Incorporated	..NO.....	1
		.00000	45-4973138				MedExpress Urgent Care, P.C. - Tennessee	TN	NIA	Physician(s) Owned	Influence.....	0.000	UnitedHealth Group Incorporated	..NO.....	1
		.00000	45-3123110				MedExpress Urgent Care, P.C. - Virginia	VA	NIA	Physician(s) Owned	Influence.....	0.000	UnitedHealth Group Incorporated	..NO.....	1
		.00000	83-1565124				MedExpress Urgent Care, P.S.C. - Kentucky	KY	NIA	Physician(s) Owned	Influence.....	0.000	UnitedHealth Group Incorporated	..NO.....	1
		.00000	45-5436856				MedExpress, Inc. - Delaware	DE	NIA	Physician(s) Owned	Influence.....	0.000	UnitedHealth Group Incorporated	..NO.....	1
		.00000	75-2566987				Medical Clinic of North Texas PLLC	TX	NIA	USMD Affiliated Services	Ownership.....	100.000	UnitedHealth Group Incorporated	..NO.....	
		.00000					Medical Hilfe S.A.	CHL	NIA	Home Medical S.A.	Ownership.....	100.000	UnitedHealth Group Incorporated	..NO.....	
		.00000					Medical Hilfe S.A.	CHL	NIA	Saden S.A.	Ownership.....	0.000	UnitedHealth Group Incorporated	..NO.....	
		.00000	95-4708497				Medical Support Los Angeles, Inc.	CA	NIA	MSLA Management LLC	Ownership.....	100.000	UnitedHealth Group Incorporated	..NO.....	
		.00000	26-0636717				Medical Surgical Centers of America, Inc.	DE	NIA	ASC Network, LLC	Ownership.....	100.000	UnitedHealth Group Incorporated	..NO.....	
		.00000	32-0037402				Medical Transportation Services, LLC	FL	NIA	United HealthCare Services, Inc.	Ownership.....	100.000	UnitedHealth Group Incorporated	..NO.....	
		.00000	75-2515691				MedSynergies, LLC	DE	NIA	Mustang Razorback Holdings, Inc.	Ownership.....	100.000	UnitedHealth Group Incorporated	..NO.....	
		.00000	58-2101921				Melbourne Surgery Center, LLC	GA	NIA	Surgical Care Partners of Melbourne, LLC	Ownership.....	100.000	UnitedHealth Group Incorporated	..NO.....	
		.00000	82-4964787				Memorial City Holdings, LLC	DE	NIA	SCA-Memorial City, LLC	Ownership.....	51.000	UnitedHealth Group Incorporated	..NO.....	
		.00000	82-3689933				Memorial City Partners, LLC	DE	NIA	Memorial City Holdings, LLC	Ownership.....	51.000	UnitedHealth Group Incorporated	..NO.....	
							MH Physician Three Holdco, a Medical								
		.00000	95-4688463				Memorial Healthcare IPA, GP	CA	NIA	Corporation	Ownership.....	99.000	UnitedHealth Group Incorporated	..NO.....	1
		.00000	37-1782795				Memorial Houston Surgery Center, LLC	TX	NIA	SCA-Memorial, LLC	Ownership.....	54.227	UnitedHealth Group Incorporated	..NO.....	
							MemorialCare Surgical Center at Orange Coast, LLC	CA	NIA	Beach Surgical Holdings LLC	Ownership.....	52.825	UnitedHealth Group Incorporated	..NO.....	2
							MemorialCare Surgical Center at Saddleback, LLC	CA	NIA	Beach Surgical Holdings LLC	Ownership.....	55.337	UnitedHealth Group Incorporated	..NO.....	2
		.00000	62-1396317				Mental Health Resources, PLLC	TN	NIA	Physician(s) Owned	Influence.....	0.000	UnitedHealth Group Incorporated	..NO.....	1
		.00000	27-0203906				Mesquite Liberty, LLC	NV	NIA	Sierra Health Services, Inc.	Ownership.....	80.357	UnitedHealth Group Incorporated	..NO.....	
		.00000	38-3861395				MGH/SCA, LLC	CA	NIA	SC Affiliates, LLC	Ownership.....	1.000	UnitedHealth Group Incorporated	..NO.....	
		.00000	38-3861395				MGH/SCA, LLC	CA	NIA	Marin Surgery Holdings, Inc.	Ownership.....	99.000	UnitedHealth Group Incorporated	..NO.....	
							MH Physician Three Holdco, a Medical								
		.00000	27-4691544				Corporation	CA	NIA	Physician(s) Owned	Influence.....	0.000	UnitedHealth Group Incorporated	..NO.....	1
		.00000	27-2252446				MHC Real Estate Holdings, LLC	CA	NIA	Monarch Management Services, Inc.	Ownership.....	100.000	UnitedHealth Group Incorporated	..NO.....	

SCHEDULE Y
PART 1A - DETAIL OF INSURANCE HOLDING COMPANY SYSTEM

1	2	3	4	5	6	7	8	9	10	11	12	13	14	15	16
Group Code	Group Name	NAIC Company Code	ID Number	Federal RSSD	CIK	Name of Securities Exchange if Publicly Traded (U.S. or International)	Names of Parent, Subsidiaries Or Affiliates	Domi-ciliary Location	Relation-ship to Reporting Entity	Directly Controlled by (Name of Entity/Person)	Type of Control (Ownership, Board, Management, Attorney-in-Fact, Influence, Other)	If Control is Ownership Provide Percentage	Ultimate Controlling Entity(ies)/Person(s)	Is an SCA Filing Re-quired? (Yes/No)	*
0707	UnitedHealth Group Incorporated	00000	80-0507474				MHCH, Inc.	CA	NIA	Monarch HealthCare, A Medical Group, Inc.	Ownership	100.000	UnitedHealth Group Incorporated	NO	1
		00000	27-4691508				MHIPA Physician Two Holdco, a Medical Corporation	CA	NIA	Physician(s) Owned	Influence	0.000	UnitedHealth Group Incorporated	NO	1
		00000	36-4600281				Miami Surgery Center, LLC	DE	NIA	SCA-Doral, LLC	Ownership	50.185	UnitedHealth Group Incorporated	NO	
		66087	62-0724538				Mid-West National Life Insurance Company of Tennessee	TX	IA	HealthMarkets, LLC	Ownership	100.000	UnitedHealth Group Incorporated	NO	
		00000	20-3345412				Midlands Orthopaedics Surgery Center, LLC	SC	NIA	SCA-Midlands, LLC	Ownership	39.561	UnitedHealth Group Incorporated	NO	2
		00000	20-8103522				Midwest Center for Day Surgery, LLC	IL	NIA	Advocate-SCA Partners, LLC	Ownership	65.457	UnitedHealth Group Incorporated	NO	
		00000	83-0543458				Mile High SurgiCenter, LLC	CO	NIA	SCA-Denver Physicians Holdings, LLC	Ownership	100.000	UnitedHealth Group Incorporated	NO	
		00000	47-2117693				Mindscapes Counseling, LLC	CT	NIA	Refresh Connecticut LLC	Ownership	100.000	UnitedHealth Group Incorporated	NO	1
		00000	81-2977678				Mobile Medical Services of New Jersey, PC	NJ	NIA	Physician(s) Owned	Influence	0.000	UnitedHealth Group Incorporated	NO	1
		00000	30-0445773				Mobile Medical Services, P.C.	NY	NIA	Physician(s) Owned	Influence	0.000	UnitedHealth Group Incorporated	NO	1
		00000	63-0883553				Mobile-SC, LTD.	AL	NIA	SCA-Mobile, LLC	Ownership	20.000	UnitedHealth Group Incorporated	NO	2
		00000	22-3935634				Monarch Health Plan, Inc.	CA	NIA	Monarch HealthCare, A Medical Group, Inc.	Ownership	100.000	UnitedHealth Group Incorporated	NO	1
		00000	33-0587660				Monarch HealthCare, A Medical Group, Inc.	CA	NIA	MH Physician Three Holdco, a Medical Corporation	Ownership	100.000	UnitedHealth Group Incorporated	NO	1
		00000	45-3142852				Monarch Management Services, Inc.	DE	NIA	Collaborative Care Holdings, LLC	Ownership	100.000	UnitedHealth Group Incorporated	NO	
		00000	84-4887072				Monika Roots, M.D., P.C.	CA	NIA	Physician(s) Owned	Influence	0.000	UnitedHealth Group Incorporated	NO	1
		00000	52-1401868				Montgomery Surgery Center Limited Partnership	MD	NIA	Maryland Ambulatory Centers, LLC	Ownership	51.000	UnitedHealth Group Incorporated	NO	
		00000	26-3513595				Morris County Surgical Center, LLC	NJ	NIA	SCA-Morris County, LLC	Ownership	52.662	UnitedHealth Group Incorporated	NO	
		00000	20-5892451				Mosaic Management Services, Inc.	CA	NIA	Talbert Medical Group, P.C.	Ownership	100.000	UnitedHealth Group Incorporated	NO	1
		00000	81-1633765				MSLA Management LLC	DE	NIA	OptumServe Health Services, Inc.	Ownership	100.000	UnitedHealth Group Incorporated	NO	
		00000	62-1506649				Mt. Pleasant Surgery Center, L.P.	TN	NIA	Endoscopy Center Affiliates, Inc.	Ownership	1.000	UnitedHealth Group Incorporated	NO	
		00000	62-1506649				Mt. Pleasant Surgery Center, L.P.	TN	NIA	SCA-Mt. Pleasant, LLC	Ownership	99.000	UnitedHealth Group Incorporated	NO	
		00000	98-1285432				Multiangio Ltda.	BRA	NIA	S.A. — Empresa de Serviços Hospitalares	Ownership	100.000	UnitedHealth Group Incorporated	NO	
		00000	45-4450466				Murrells Inlet ASC, LLC	SC	NIA	SCA Murrells Inlet, LLC	Ownership	65.000	UnitedHealth Group Incorporated	NO	
		00000	20-4209261				Muskogee Surgical Investors, LLC	OK	NIA	Surgery Center of Muskogee, LLC	Ownership	100.000	UnitedHealth Group Incorporated	NO	
		00000	47-1935798				Mustang Razorback Holdings, Inc.	DE	NIA	Optum360 Solutions, LLC	Ownership	100.000	UnitedHealth Group Incorporated	NO	
		00000	26-2564744				My Wellness Solutions, LLC	DE	NIA	OptumHealth Care Solutions, LLC	Ownership	100.000	UnitedHealth Group Incorporated	NO	
		00000	20-3236839				NAMM Holdings, Inc.	DE	NIA	Aveta Inc.	Ownership	100.000	UnitedHealth Group Incorporated	NO	
		00000	56-2627070				NAMM Medical Group Holdings, Inc.	CA	NIA	Physician(s) Owned	Influence	0.000	UnitedHealth Group Incorporated	NO	1
		00000	61-1627269				NAMM MGH, Inc.	CA	NIA	Physician(s) Owned	Influence	0.000	UnitedHealth Group Incorporated	NO	1
		98205	73-1187572				National Foundation Life Insurance Company	TX	IA	Enterprise Life Insurance Company	Ownership	100.000	UnitedHealth Group Incorporated	NO	
		95251	76-0196559				National Pacific Dental, Inc.	TX	IA	Dental Benefit Providers, Inc.	Ownership	100.000	UnitedHealth Group Incorporated	NO	
		00000	36-3549627				National Surgery Centers, LLC	DE	NIA	Surgical Care Affiliates, LLC	Ownership	100.000	UnitedHealth Group Incorporated	NO	
		00000	45-3735192				Navigator Health, Inc.	DE	NIA	naviHealth Holdings, LLC	Ownership	100.000	UnitedHealth Group Incorporated	NO	
		00000	84-2283691				Naviguard, Inc.	DE	NIA	United HealthCare Services, Inc.	Ownership	100.000	UnitedHealth Group Incorporated	NO	
		00000	84-3482655				naviHealth Care at Home, LLC	DE	NIA	naviHealth, Inc.	Ownership	100.000	UnitedHealth Group Incorporated	NO	
		00000	85-0975337				naviHealth Coordinated Care SC, P.C.	MI	NIA	Physician(s) Owned	Influence	0.000	UnitedHealth Group Incorporated	NO	1
		00000	84-5020906				naviHealth Coordinated Care, LLC	DE	NIA	naviHealth, Inc.	Ownership	100.000	UnitedHealth Group Incorporated	NO	
		00000	35-2431677				naviHealth Holdings, LLC	DE	NIA	Nomad Buyer, Inc.	Ownership	100.000	UnitedHealth Group Incorporated	NO	
		00000	84-3469040				naviHealth Michigan HBPC, P.C.	MI	NIA	Physician(s) Owned	Influence	0.000	UnitedHealth Group Incorporated	NO	1
		00000	61-1669841				naviHealth SM Holdings, Inc.	DE	NIA	naviHealth Holdings, LLC	Ownership	100.000	UnitedHealth Group Incorporated	NO	
		00000	36-4719151				naviHealth, Inc.	DE	NIA	naviHealth Holdings, LLC	Ownership	100.000	UnitedHealth Group Incorporated	NO	
		00000	47-2693055				NC Center For Resiliency, PLLC	NC	NIA	Physician(s) Owned	Influence	0.000	UnitedHealth Group Incorporated	NO	1
		95123	65-0996107				Neighborhood Health Partnership, Inc.	FL	IA	UnitedHealthcare, Inc.	Ownership	100.000	UnitedHealth Group Incorporated	NO	
		00000	20-4755277				Networkes, LLC	TN	NIA	Optum360 Solutions, LLC	Ownership	100.000	UnitedHealth Group Incorporated	NO	
		95758	88-0228572				Nevada Pacific Dental	NV	IA	Dental Benefit Providers, Inc.	Ownership	100.000	UnitedHealth Group Incorporated	NO	
		00000	72-1267232				New Orleans Regional Physician Hospital Organization, L.L.C.	LA	NIA	UnitedHealthcare, Inc.	Ownership	100.000	UnitedHealth Group Incorporated	NO	
		00000	93-1173779				New Perspectives Center for Counseling & Therapy, L.L.C.	OR	NIA	Physician(s) Owned	Influence	0.000	UnitedHealth Group Incorporated	NO	1

STATEMENT AS OF JUNE 30, 2022 OF THE Optum Insurance of Ohio, Inc.

SCHEDULE Y
PART 1A - DETAIL OF INSURANCE HOLDING COMPANY SYSTEM

1	2	3	4	5	6	7	8	9	10	11	12	13	14	15	16
Group Code	Group Name	NAIC Company Code	ID Number	Federal RSSD	CIK	Name of Securities Exchange if Publicly Traded (U.S. or International)	Names of Parent, Subsidiaries Or Affiliates	Domi-ciliary Location	Relation-ship to Reporting Entity	Directly Controlled by (Name of Entity/Person)	Type of Control (Ownership, Board, Management, Attorney-in-Fact, Influence, Other)	If Control is Owner-ship Provide Percen-tage	Ultimate Controlling Entity(ies)/Person(s)	Is an SCA Filing Re-quired? (Yes/No)	*
		.00000	84-1250135				New West Physicians, Inc.	CO	NIA	Newton Holdings, LLC	Ownership	100.000	UnitedHealth Group Incorporated	.NO.	
		.00000	86-3891057				New York Licensed Clinical Social Work, P.C.	NY	NIA	Physician(s) Owned	Influence	0.000	UnitedHealth Group Incorporated	.NO.	1
		.00000	30-1080342				Newton Holdings, LLC	DE	NIA	Collaborative Care Holdings, LLC	Ownership	80.100	UnitedHealth Group Incorporated	.NO.	
		.00000	83-1111251				Nomad Buyer, Inc.	DE	NIA	UnitedHealth Group Incorporated	Ownership	100.000	UnitedHealth Group Incorporated	.NO.	
		.00000	33-0673955				North American Medical Management California, Inc.	TN	NIA	NAMM Holdings, Inc.	Ownership	100.000	UnitedHealth Group Incorporated	.NO.	
		.00000	27-2248103				North Dallas Surgical Center, LLC	DE	NIA	Surgical Care Affiliates, LLC	Influence	0.000	UnitedHealth Group Incorporated	.NO.	
		.00000	91-1276412				North Kitsap Ambulatory Surgery Center, LLC	WA	NIA	SCA Pacific Surgery Holdings, LLC	Ownership	9.990	UnitedHealth Group Incorporated	.NO.	2
		.00000	20-2564137				North Puget Sound Oncology Equipment Leasing Company, LLC	WA	NIA	Everett MSO, Inc.	Ownership	71.250	UnitedHealth Group Incorporated	.NO.	
		.00000	88-0245121				Northern Nevada Health Network, Inc.	NV	NIA	Sierra Health Services, Inc.	Ownership	100.000	UnitedHealth Group Incorporated	.NO.	
		.00000	63-1240726				Northern Rockies Surgery Center, L.P.	TN	NIA	Northern Rockies Surgicenter, Inc.	Ownership	35.000	UnitedHealth Group Incorporated	.NO.	2
		.00000	81-0399251				Northern Rockies Surgicenter, Inc.	MT	NIA	National Surgery Centers, LLC	Ownership	100.000	UnitedHealth Group Incorporated	.NO.	
		.00000	86-0646417				Northlight Counseling Associates, Inc.	AZ	NIA	Physician(s) Owned	Influence	0.000	UnitedHealth Group Incorporated	.NO.	1
		.00000	91-1699944				Northwest Medical Group Alliance, LLC	WA	NIA	The Polyclinic, PLLC	Ownership	21.480	UnitedHealth Group Incorporated	.NO.	1
		.00000	45-5055997				Northwest Spine and Laser Surgery Center LLC	OR	NIA	Providence & SCA Off-Campus Holdings, LLC	Ownership	51.000	UnitedHealth Group Incorporated	.NO.	
		.00000	37-1007387				Northwest Surgicare, LLC	DE	NIA	Surgery Center Holding, LLC	Ownership	100.000	UnitedHealth Group Incorporated	.NO.	
		.00000	75-2494046				Northwest Surgicare, Ltd., an Illinois Limited Partnership	IL	NIA	Northwest Surgicare, LLC	Ownership	68.000	UnitedHealth Group Incorporated	.NO.	
		.00000	75-2494046				Northwest Surgicare, Ltd., an Illinois Limited Partnership	IL	NIA	Endoscopy Center Affiliates, Inc.	Ownership	1.000	UnitedHealth Group Incorporated	.NO.	
		.00000	61-1855159				NPN IPA Washington, PLLC	WA	NIA	Everett Physicians, Inc. P.S.	Ownership	100.000	UnitedHealth Group Incorporated	.NO.	1
		.00000	56-1963226				NSC Greensboro West, LLC	DE	NIA	National Surgery Centers, LLC	Ownership	49.000	UnitedHealth Group Incorporated	.NO.	2
		.00000	56-1775016				NSC Greensboro, LLC	DE	NIA	National Surgery Centers, LLC	Ownership	100.000	UnitedHealth Group Incorporated	.NO.	
		.00000	36-4210296				NSC Lancaster, LLC	DE	NIA	National Surgery Centers, LLC	Ownership	100.000	UnitedHealth Group Incorporated	.NO.	
		.00000	91-1553479				NSC Seattle, Inc.	WA	NIA	National Surgery Centers, LLC	Ownership	100.000	UnitedHealth Group Incorporated	.NO.	
		.00000	33-0812824				NSC Upland, LLC	DE	NIA	National Surgery Centers, LLC	Ownership	100.000	UnitedHealth Group Incorporated	.NO.	
		.00000	38-2481929				Oakland Psychological Clinic, P.C.	MI	NIA	Perspectives of Troy, P.C.	Ownership	100.000	UnitedHealth Group Incorporated	.NO.	1
		.00000	83-4364718				OC Cardiology Practice Partners, LLC	DE	NIA	SC Affiliates, LLC	Ownership	100.000	UnitedHealth Group Incorporated	.NO.	
		.00000	84-3189778				OCC MSO, LLC	DE	NIA	OptumCare Specialty Practices, LLC	Ownership	50.000	UnitedHealth Group Incorporated	.NO.	
		.00000	45-2662292				OhioSolutions.org LLC	OH	NIA	Refresh Mental Health, Inc.	Ownership	100.000	UnitedHealth Group Incorporated	.NO.	
		.00000	93-0979031				OHR Physician Group, P.C.	OR	NIA	Physician(s) Owned	Influence	0.000	UnitedHealth Group Incorporated	.NO.	1
		.00000	98-1454609				Omesa SpA	CHL	NIA	Saden S.A.	Ownership	0.004	UnitedHealth Group Incorporated	.NO.	
		.00000	98-1454609				Omesa SpA	CHL	NIA	Vida Integra S.p.A.	Ownership	99.996	UnitedHealth Group Incorporated	.NO.	
		.00000	27-0062838				OmniClaim, LLC	DE	NIA	Equian, LLC	Ownership	100.000	UnitedHealth Group Incorporated	.NO.	
		.00000	98-1456252				Onococare S.A.C.	PER	NIA	Pacifico S.A. Entidad Prestadora de Salud	Ownership	80.000	UnitedHealth Group Incorporated	.NO.	
		.00000	26-1914835				Ophthalmology Surgery Center of Dallas, LLC	TX	NIA	Surgical Care Affiliates, LLC	Influence	0.000	UnitedHealth Group Incorporated	.NO.	
.0707	UnitedHealth Group Incorporated	.96940	52-1518174				Optimum Choice, Inc.	MD	IA	United HealthCare Services, Inc.	Ownership	100.000	UnitedHealth Group Incorporated	.NO.	
		.00000	47-0858534	3202702			Optum Bank, Inc.	UT	NIA	Optum Financial, Inc.	Ownership	100.000	UnitedHealth Group Incorporated	.NO.	
		.00000	36-3437660				Optum Biometrics, Inc.	IL	NIA	OptumHealth Care Solutions, LLC	Ownership	100.000	UnitedHealth Group Incorporated	.NO.	
		.00000	45-3143218				Optum Care Networks, Inc.	DE	NIA	Collaborative Care Holdings, LLC	Ownership	100.000	UnitedHealth Group Incorporated	.NO.	
		.00000	13-4138665				Optum Care of New York Management, Inc.	NY	NIA	Inspiris, Inc.	Ownership	100.000	UnitedHealth Group Incorporated	.NO.	
		.00000	26-0683057				Optum Care Services Company	TN	NIA	Inspiris, Inc.	Ownership	100.000	UnitedHealth Group Incorporated	.NO.	
		.00000	83-1959511				Optum Care, Inc.	DE	NIA	Collaborative Care Services, Inc.	Ownership	100.000	UnitedHealth Group Incorporated	.NO.	
		.00000	75-2778455				Optum Clinic, P.A.	TX	NIA	Physician(s) Owned	Influence	0.000	UnitedHealth Group Incorporated	.NO.	1
		.00000	88-1704725				Optum Clinics Holding Company, Inc.	DE	NIA	Collaborative Care Holdings, LLC	Ownership	100.000	UnitedHealth Group Incorporated	.NO.	
		.00000	37-1782217				Optum Clinics Holdings, Inc.	DE	NIA	Collaborative Care Holdings, LLC	Ownership	100.000	UnitedHealth Group Incorporated	.NO.	
		.00000	38-3969193				Optum Clinics Intermediate Holdings, Inc.	DE	NIA	Optum Clinics Holdings, Inc.	Ownership	100.000	UnitedHealth Group Incorporated	.NO.	
		.00000	20-3253658				Optum Compounding Services, LLC	AZ	NIA	Optum Pharmacy 801, Inc.	Ownership	100.000	UnitedHealth Group Incorporated	.NO.	
		.00000	47-0858530				Optum Financial, Inc.	DE	NIA	OptumHealth Holdings, LLC	Ownership	100.000	UnitedHealth Group Incorporated	.NO.	
		.00000	85-2786455				Optum Frontier Therapies Holdings, LLC	DE	NIA	Optum, Inc.	Ownership	100.000	UnitedHealth Group Incorporated	.NO.	
		.00000	45-2532834				Optum Frontier Therapies II, LLC	NV	NIA	Optum Frontier Therapies Holdings, LLC	Ownership	100.000	UnitedHealth Group Incorporated	.NO.	

STATEMENT AS OF JUNE 30, 2022 OF THE Optum Insurance of Ohio, Inc.

SCHEDULE Y
PART 1A - DETAIL OF INSURANCE HOLDING COMPANY SYSTEM

1	2	3	4	5	6	7	8	9	10	11	12	13	14	15	16
Group Code	Group Name	NAIC Company Code	ID Number	Federal RSSD	CIK	Name of Securities Exchange if Publicly Traded (U.S. or International)	Names of Parent, Subsidiaries Or Affiliates	Domi-ciliary Location	Relation-ship to Reporting Entity	Directly Controlled by (Name of Entity/Person)	Type of Control (Ownership, Board, Management, Attorney-in-Fact, Influence, Other)	If Control is Ownership Provide Percen-tage	Ultimate Controlling Entity(ies)/Person(s)	Is an SCA Filing Re-quired? (Yes/No)	*
		.00000	45-2301399				Optum Frontier Therapies, LLCMI..	..NIA.....	Optum Frontier Therapies Holdings, LLC	Ownership.....	100.000	UnitedHealth Group IncorporatedNO.....	
		.00000	87-1335182				Optum Genomics, Inc.DE..	..NIA.....	United HealthCare Services, Inc.	Ownership.....	100.000	UnitedHealth Group IncorporatedNO.....	
		.00000	98-1103015				Optum Global Solutions (India) Private LimitedIND..	..NIA.....	UnitedHealth International, Inc.	Ownership.....	0.001	UnitedHealth Group IncorporatedNO.....	
		.00000	98-1103015				Optum Global Solutions (India) Private LimitedIND..	..NIA.....	Optum Global Solutions International B.V.	Ownership.....	99.999	UnitedHealth Group IncorporatedNO.....	
		.00000	98-1097776				Optum Global Solutions (Philippines), Inc.PHL..	..NIA.....	Optum Global Solutions International B.V.	Ownership.....	99.993	UnitedHealth Group IncorporatedNO.....	
		.00000	98-1201187				Optum Global Solutions Colombia S.A.S.COL..	..NIA.....	Bordeaux UK Holdings II Limited	Ownership.....	100.000	UnitedHealth Group IncorporatedNO.....	
		.00000	98-1201187				Optum Global Solutions International B.V.NLD..	..NIA.....	OptumHealth International B.V.	Ownership.....	2.520	UnitedHealth Group IncorporatedNO.....	
		.00000	98-1201187				Optum Global Solutions International B.V.NLD..	..NIA.....	Optum Technology, LLC	Ownership.....	97.480	UnitedHealth Group IncorporatedNO.....	
		.00000	04-3574101				Optum Government Solutions, Inc.DE..	..NIA.....	OptumInsight, Inc.	Ownership.....	100.000	UnitedHealth Group IncorporatedNO.....	
		.00000	30-0226127				Optum Growth Partners Holdings, Inc.DE..	..NIA.....	Optum, Inc.	Ownership.....	100.000	UnitedHealth Group IncorporatedNO.....	
		.00000	84-3719654				Optum Growth Partners, LLCDE..	..NIA.....	Optum Growth Partners Holdings, Inc.	Ownership.....	100.000	UnitedHealth Group IncorporatedNO.....	
		.00000					Optum Health & Technology (Hong Kong) LimitedHKG..	..NIA.....	OptumHealth International B.V.	Ownership.....	100.000	UnitedHealth Group IncorporatedNO.....	
		.00000	98-1095799				Optum Health & Technology (India) Private LimitedIND..	..NIA.....	OptumHealth International B.V.	Ownership.....	99.999	UnitedHealth Group IncorporatedNO.....	
		.00000	98-1095799				Optum Health & Technology (India) Private LimitedIND..	..NIA.....	United Behavioral Health	Ownership.....	0.001	UnitedHealth Group IncorporatedNO.....	
		.00000	98-1097886				Optum Health & Technology (Singapore) Pte. Ltd.SGP..	..NIA.....	OptumHealth International B.V.	Ownership.....	100.000	UnitedHealth Group IncorporatedNO.....	
		.00000	20-2149493				Optum Health & Technology (US), LLCMO..	..NIA.....	OptumHealth Holdings, LLC	Ownership.....	100.000	UnitedHealth Group IncorporatedNO.....	
		.00000	43-1747235				Optum Health & Technology Holdings (US), Inc.MO..	..NIA.....	Optum, Inc.	Ownership.....	100.000	UnitedHealth Group IncorporatedNO.....	
		.00000	98-1184561				Optum Health & Technology Serviços do Brasil Ltda.BRA..	..NIA.....	OptumInsight, Inc.	Ownership.....	0.002	UnitedHealth Group IncorporatedNO.....	
		.00000	98-1184561				Optum Health & Technology Serviços do Brasil Ltda.BRA..	..NIA.....	Optum Global Solutions International B.V.	Ownership.....	99.998	UnitedHealth Group IncorporatedNO.....	
		.00000	27-2309024				Optum Health Networks, Inc.DE..	..NIA.....	Collaborative Care Holdings, LLC	Ownership.....	100.000	UnitedHealth Group IncorporatedNO.....	
		.00000	46-2385459				Optum Health Plan of CaliforniaDE..	..NIA.....	OptumCare Holdings, LLC	Ownership.....	100.000	UnitedHealth Group IncorporatedNO.....	
		.00000	98-1097921				Optum Health Services (Canada) Ltd.CAN..	..NIA.....	Optum Health & Technology Holdings (US), Inc.	Ownership.....	100.000	UnitedHealth Group IncorporatedNO.....	
		.00000	98-1406274				Optum Health Solutions (Australia) Pty LtdAUS..	..NIA.....	Optum UK Solutions Group Limited	Ownership.....	100.000	UnitedHealth Group IncorporatedNO.....	
		.00000	98-1147355				Optum Health Solutions (UK) LimitedGBR..	..NIA.....	Optum UK Solutions Group Limited	Ownership.....	100.000	UnitedHealth Group IncorporatedNO.....	
		.00000	58-2068880				Optum Healthcare of Illinois, Inc.GA..	..NIA.....	Optum Women's and Children's Health, LLC ..	Ownership.....	100.000	UnitedHealth Group IncorporatedNO.....	
		.00000	20-0212381				Optum Hospice Pharmacy Services, LLCDE..	..NIA.....	OptumRx Health Solutions, LLC	Ownership.....	100.000	UnitedHealth Group IncorporatedNO.....	
		.00000	11-2997132				Optum Infusion Services 100, Inc.NY..	..NIA.....	Optum Infusion Services 500, Inc.	Ownership.....	100.000	UnitedHealth Group IncorporatedNO.....	
		.00000	11-3485985				Optum Infusion Services 101, Inc.NY..	..NIA.....	Optum Infusion Services 100, Inc.	Ownership.....	100.000	UnitedHealth Group IncorporatedNO.....	
		.00000	27-1533840				Optum Infusion Services 103, LLCDE..	..NIA.....	Serquinox Holdings LLC	Ownership.....	100.000	UnitedHealth Group IncorporatedNO.....	
		.00000	57-0861358				Optum Infusion Services 200, Inc.SC..	..NIA.....	Ambient Healthcare, Inc.	Ownership.....	100.000	UnitedHealth Group IncorporatedNO.....	
		.00000	55-0802777				Optum Infusion Services 201, Inc.FL..	..NIA.....	Ambient Healthcare, Inc.	Ownership.....	100.000	UnitedHealth Group IncorporatedNO.....	
		.00000	20-4881413				Optum Infusion Services 202, Inc.FL..	..NIA.....	Ambient Healthcare, Inc.	Ownership.....	100.000	UnitedHealth Group IncorporatedNO.....	
		.00000	33-1012700				Optum Infusion Services 203, Inc.FL..	..NIA.....	Ambient Healthcare, Inc.	Ownership.....	100.000	UnitedHealth Group IncorporatedNO.....	
		.00000	55-0802774				Optum Infusion Services 204, Inc.FL..	..NIA.....	Ambient Healthcare, Inc.	Ownership.....	100.000	UnitedHealth Group IncorporatedNO.....	
		.00000	26-3738273				Optum Infusion Services 205, Inc.FL..	..NIA.....	Ambient Healthcare, Inc.	Ownership.....	100.000	UnitedHealth Group IncorporatedNO.....	
		.00000	63-1284325				Optum Infusion Services 206, Inc.AL..	..NIA.....	Ambient Healthcare, Inc.	Ownership.....	100.000	UnitedHealth Group IncorporatedNO.....	
		.00000	63-0964525				Optum Infusion Services 207, Inc.AL..	..NIA.....	Optum Infusion Services 206, Inc.	Ownership.....	100.000	UnitedHealth Group IncorporatedNO.....	
		.00000	20-4963945				Optum Infusion Services 208, Inc.NC..	..NIA.....	Ambient Healthcare, Inc.	Ownership.....	100.000	UnitedHealth Group IncorporatedNO.....	
		.00000	55-0802779				Optum Infusion Services 209, Inc.GA..	..NIA.....	Ambient Healthcare, Inc.	Ownership.....	100.000	UnitedHealth Group IncorporatedNO.....	
		.00000	75-2196224				Optum Infusion Services 301, LPOK..	..NIA.....	Optum Infusion Services 500, Inc.	Ownership.....	99.950	UnitedHealth Group IncorporatedNO.....	
		.00000	75-2196224				Optum Infusion Services 301, LPOK..	..NIA.....	Optum Infusion Services 305, LLC	Ownership.....	0.050	UnitedHealth Group IncorporatedNO.....	
		.00000	27-0668812				Optum Infusion Services 302, LLCNE..	..NIA.....	Optum Infusion Services 500, Inc.	Ownership.....	100.000	UnitedHealth Group IncorporatedNO.....	
		.00000	26-2565032				Optum Infusion Services 305, LLCDE..	..NIA.....	Optum Infusion Services 500, Inc.	Ownership.....	100.000	UnitedHealth Group IncorporatedNO.....	
		.00000	20-3741084				Optum Infusion Services 308, LLCAZ..	..NIA.....	SCP Specialty Infusion, LLC	Ownership.....	100.000	UnitedHealth Group IncorporatedNO.....	

SCHEDULE Y
PART 1A - DETAIL OF INSURANCE HOLDING COMPANY SYSTEM

1	2	3	4	5	6	7	8	9	10	11	12	13	14	15	16
Group Code	Group Name	NAIC Company Code	ID Number	Federal RSSD	CIK	Name of Securities Exchange if Publicly Traded (U.S. or International)	Names of Parent, Subsidiaries Or Affiliates	Domi-ciliary Location	Relation-ship to Reporting Entity	Directly Controlled by (Name of Entity/Person)	Type of Control (Ownership, Board, Management, Attorney-in-Fact, Influence, Other)	If Control is Owner-ship Provide Perce-ntage	Ultimate Controlling Entity(ies)/Person(s)	Is an SCA Filing Re-quired? (Yes/No)	*
0707	UnitedHealth Group Incorporated	00000	02-0653265				Optum Infusion Services 401, LLC	CA	NIA	SCP Specialty Infusion, LLC	Ownership	100.000	UnitedHealth Group Incorporated	NO	
		00000	26-4312858				Optum Infusion Services 402, LLC	CA	NIA	SCP Specialty Infusion, LLC	Ownership	100.000	UnitedHealth Group Incorporated	NO	
		00000	47-0941801				Optum Infusion Services 403, LLC	CA	NIA	SCP Specialty Infusion, LLC	Ownership	100.000	UnitedHealth Group Incorporated	NO	
		00000	93-1103256				Optum Infusion Services 404, LLC	OR	NIA	SCP Specialty Infusion, LLC	Ownership	100.000	UnitedHealth Group Incorporated	NO	
		00000	27-3918706				Optum Infusion Services 500, Inc.	DE	NIA	AxelaCare, LLC	Ownership	100.000	UnitedHealth Group Incorporated	NO	
		00000	84-2822134				Optum Infusion Services 501, Inc.	DE	NIA	Optum Infusion Services 500, Inc.	Ownership	100.000	UnitedHealth Group Incorporated	NO	
		00000	01-0808529				Optum Infusion Services 550, LLC	DE	NIA	Diplomat Blocker, LLC	Ownership	100.000	UnitedHealth Group Incorporated	NO	
		00000	04-3041221				Optum Infusion Services 551, LLC	CT	NIA	Diplomat Pharmacy, Inc.	Ownership	100.000	UnitedHealth Group Incorporated	NO	
		00000	02-0651651				Optum Infusion Services 553, LLC	NC	NIA	Diplomat Pharmacy, Inc.	Ownership	100.000	UnitedHealth Group Incorporated	NO	
		00000	46-3275933				Optum Infusion Services 554, Inc.	NY	NIA	Diplomat Pharmacy, Inc.	Ownership	100.000	UnitedHealth Group Incorporated	NO	
		69647	31-0628424				Optum Insurance of Ohio, Inc.	OH	RE	OptumRx PBM of Maryland, LLC	Ownership	100.000	UnitedHealth Group Incorporated	NO	
		00000	46-1615964				Optum Labs Topaz, Inc.	DE	NIA	Optum, Inc.	Ownership	100.000	UnitedHealth Group Incorporated	NO	
		00000					Optum Labs, Inc.	PHL	NIA	Optum Labs, LLC	Ownership	99.988	UnitedHealth Group Incorporated	NO	
		00000	41-1934238				Optum Labs, LLC	DE	NIA	United HealthCare Services, Inc.	Ownership	100.000	UnitedHealth Group Incorporated	NO	
		00000	98-1209730				Optum Life Sciences (Canada) Inc.	CAN	NIA	OptumInsight Life Sciences, Inc.	Ownership	100.000	UnitedHealth Group Incorporated	NO	
							Optum Management Consulting (Shanghai) Co., Ltd.	CHN	NIA	Optum Health & Technology Holdings (US), Inc.	Ownership	100.000	UnitedHealth Group Incorporated	NO	
		00000	98-1098190				Optum Medical Care of New Jersey, P.C.	NJ	NIA	Physician(s) Owned	Influence	0.000	UnitedHealth Group Incorporated	NO	1
		00000	22-3624559				Optum Medical Services of California, P.C.	CA	NIA	Physician(s) Owned	Influence	0.000	UnitedHealth Group Incorporated	NO	1
		00000	30-0826311				Optum Medical Services of Colorado, P.C.	CO	NIA	Physician(s) Owned	Influence	0.000	UnitedHealth Group Incorporated	NO	1
		00000	45-5424191				Optum Medical Services, P.C.	NC	NIA	Physician(s) Owned	Influence	0.000	UnitedHealth Group Incorporated	NO	1
		00000	45-3866363				Optum Networks of New Jersey, Inc.	DE	IA	OrthoNet Holdings, Inc.	Ownership	100.000	UnitedHealth Group Incorporated	NO	
		11068	30-0029448				Optum of New York, Inc.	NY	NIA	Optum Women's and Children's Health, LLC	Ownership	100.000	UnitedHealth Group Incorporated	NO	
		00000	58-1873062				Optum Operations (Ireland) Unlimited Company			UnitedHealthcare International VII S.à r.l.	Ownership	100.000	UnitedHealth Group Incorporated	NO	
0707	UnitedHealth Group Incorporated	00000	98-1097761				Optum Oregon MSO, LLC	IRL	NIA		Ownership	100.000	UnitedHealth Group Incorporated	NO	
		00000	85-3355553				Optum Perks LLC	DE	NIA	Collaborative Care Holdings, LLC	Ownership	100.000	UnitedHealth Group Incorporated	NO	
		00000	45-3629080				Optum Pharma Services Holdings, Inc.	DE	NIA	OptumRx PBM of Illinois, Inc.	Ownership	100.000	UnitedHealth Group Incorporated	NO	3
		00000	87-1235240				Optum Pharmacy 601, LLC	DE	NIA	Optum, Inc.	Ownership	100.000	UnitedHealth Group Incorporated	NO	
		00000	36-4435924				Optum Pharmacy 700, LLC	FL	NIA	Apothecary Holdings, Inc.	Ownership	100.000	UnitedHealth Group Incorporated	NO	
		00000	82-4030553				Optum Pharmacy 701, LLC	DE	NIA	OptumRx Administrative Services, LLC	Ownership	100.000	UnitedHealth Group Incorporated	NO	
		00000	84-2827343				Optum Pharmacy 702, LLC	DE	NIA	OptumRx Administrative Services, LLC	Ownership	100.000	UnitedHealth Group Incorporated	NO	
		00000	46-2731176				Optum Pharmacy 704, Inc.	IN	NIA	OptumRx PBM of Illinois, Inc.	Ownership	100.000	UnitedHealth Group Incorporated	NO	
		00000	20-2719823				Optum Pharmacy 705, LLC	TX	NIA	BriovaRx of Florida, Inc.	Ownership	100.000	UnitedHealth Group Incorporated	NO	
		00000	55-0824381				Optum Pharmacy 706, Inc.	AL	NIA	BriovaRx of Maine, Inc.	Ownership	100.000	UnitedHealth Group Incorporated	NO	
		00000	74-3103518				Optum Pharmacy 707, Inc.	NY	NIA	Salveo Specialty Pharmacy, Inc.	Ownership	100.000	UnitedHealth Group Incorporated	NO	
		00000	20-4515146				Optum Pharmacy 800, Inc.	CA	NIA	Salveo Specialty Pharmacy, Inc.	Ownership	100.000	UnitedHealth Group Incorporated	NO	
		00000	27-2869469				Optum Pharmacy 801, Inc.	AZ	NIA	Apothecary Holdings, Inc.	Ownership	100.000	UnitedHealth Group Incorporated	NO	
		00000	13-4318552				Optum Pharmacy 803, Inc.	AZ	NIA	Apothecary Holdings, Inc.	Ownership	100.000	UnitedHealth Group Incorporated	NO	
		00000	26-4241458				Optum Pharmacy 805, Inc.	AZ	NIA	Apothecary Holdings, Inc.	Ownership	100.000	UnitedHealth Group Incorporated	NO	
		00000	26-0583808				Optum Pharmacy 806, Inc.	AZ	NIA	Apothecary Holdings, Inc.	Ownership	100.000	UnitedHealth Group Incorporated	NO	
		00000	27-0121303				Optum Public Sector Solutions, Inc.	CA	NIA	Apothecary Holdings, Inc.	Ownership	100.000	UnitedHealth Group Incorporated	NO	
		00000	20-4581265				Optum Rocket, LLC	DE	NIA	OptumInsight, Inc.	Ownership	100.000	UnitedHealth Group Incorporated	NO	
		00000	46-3328009				Optum Senior Services, LLC	DE	NIA	OptumInsight, Inc.	Ownership	100.000	UnitedHealth Group Incorporated	NO	
		00000	26-0543382				Optum Services (Ireland) Limited	AL	NIA	Optum Hospice Pharmacy Services, LLC	Ownership	100.000	UnitedHealth Group Incorporated	NO	
							Optum Services (Puerto Rico) LLC			Optum Operations (Ireland) Unlimited Company	Ownership	100.000	UnitedHealth Group Incorporated	NO	
		00000	98-1307821				Optum Services, Inc.	IRL	NIA	UnitedHealthcare International III B.V.	Ownership	100.000	UnitedHealth Group Incorporated	NO	
		00000	66-0870003					PRI	NIA	Optum, Inc.	Ownership	100.000	UnitedHealth Group Incorporated	NO	
		00000	45-4683454					DE	NIA	Optum Health & Technology Holdings (US), Inc.	Ownership	100.000	UnitedHealth Group Incorporated	NO	
		00000	98-0644599				Optum Solutions UK Holdings Limited	GBR	NIA	Inc.	Ownership	100.000	UnitedHealth Group Incorporated	NO	
		00000	88-0722620				Optum Specialty Distribution Holdings, LLC	IV	NIA	Optum, Inc.	Ownership	100.000	UnitedHealth Group Incorporated	NO	
		00000	46-5713629				Optum Technology, LLC	DE	NIA	OptumInsight, Inc.	Ownership	100.000	UnitedHealth Group Incorporated	NO	
		00000	98-1097769				Optum UK Solutions Group Limited	GBR	NIA	Optum Solutions UK Holdings Limited	Ownership	100.000	UnitedHealth Group Incorporated	NO	
		00000					Optum Venture Global Partners II, LP	DE	NIA	Optum, Inc.	Ownership	99.000	UnitedHealth Group Incorporated	NO	

SCHEDULE Y
PART 1A - DETAIL OF INSURANCE HOLDING COMPANY SYSTEM

1	2	3	4	5	6	7	8	9	10	11	12	13	14	15	16
Group Code	Group Name	NAIC Company Code	ID Number	Federal RSSD	CIK	Name of Securities Exchange if Publicly Traded (U.S. or International)	Names of Parent, Subsidiaries Or Affiliates	Domi-ciliary Location	Relation-ship to Reporting Entity	Directly Controlled by (Name of Entity/Person)	Type of Control (Ownership, Board, Management, Attorney-in-Fact, Influence, Other)	If Control is Owner-ship Provide Percen-tage	Ultimate Controlling Entity(ies)/Person(s)	Is an SCA Filing Re-quired? (Yes/No)	*
		.00000					Optum Venture Global Partners, LP	DE	NIA	Optum, Inc.	Ownership	99.000	UnitedHealth Group Incorporated	NO	
		.00000	83-2512708				Optum Venture Partners II, LP	DE	NIA	Optum, Inc.	Ownership	99.000	UnitedHealth Group Incorporated	NO	
		.00000					Optum Venture Partners III, LP	DE	NIA	Optum, Inc.	Ownership	99.000	UnitedHealth Group Incorporated	NO	
		.00000					Optum Venture Partners, LP	DE	NIA	Optum, Inc.	Ownership	99.000	UnitedHealth Group Incorporated	NO	
		.00000	85-0735012				Optum Washington Network, LLC	WA	NIA	Collaborative Care Holdings, LLC	Ownership	93.000	UnitedHealth Group Incorporated	NO	
		.00000	58-2205984				Optum Women's and Children's Health, LLC	DE	NIA	My Wellness Solutions, LLC	Ownership	100.000	UnitedHealth Group Incorporated	NO	
		.00000	30-0580620				Optum, Inc.	DE	UIP	United HealthCare Services, Inc.	Ownership	100.000	UnitedHealth Group Incorporated	NO	
		.00000	46-3983926				Optum360 Services, Inc.	DE	NIA	Optum Rocket, LLC	Ownership	100.000	UnitedHealth Group Incorporated	NO	
		.00000	82-3446942				Optum360 Solutions, LLC	DE	NIA	OptumInsight, Inc.	Ownership	100.000	UnitedHealth Group Incorporated	NO	
		.00000	46-3328307				Optum360, LLC	DE	NIA	Optum Rocket, LLC	Ownership	95.850	UnitedHealth Group Incorporated	NO	
		.00000	30-0940296				OptumCare ACO New Mexico, LLC	DE	NIA	OptumCare New Mexico, LLC	Ownership	100.000	UnitedHealth Group Incorporated	NO	
		.00000	83-3608739				OptumCare ACO West, LLC	DE	NIA	Collaborative Care Holdings, LLC	Ownership	100.000	UnitedHealth Group Incorporated	NO	
		.00000	47-1422097				OptumCare Clinical Trials, LLC	DE	NIA	OptumCare Holdings, LLC	Ownership	100.000	UnitedHealth Group Incorporated	NO	
		.00000	35-2597463				OptumCare Colorado ASC, LLC	CO	NIA	OptumCare Colorado, LLC	Ownership	100.000	UnitedHealth Group Incorporated	NO	
		.00000	47-2218380				OptumCare Colorado Springs, LLC	CO	NIA	OptumCare Holdings Colorado, LLC	Ownership	100.000	UnitedHealth Group Incorporated	NO	
		.00000	47-2196783				OptumCare Colorado, LLC	CO	NIA	OptumCare Management, LLC	Ownership	100.000	UnitedHealth Group Incorporated	NO	
		.00000	26-1508741				OptumCare Endoscopy Center New Mexico, LLC	NM	NIA	OptumCare New Mexico, LLC	Ownership	100.000	UnitedHealth Group Incorporated	NO	
		.00000	82-2227280				OptumCare Florida CI, LLC	DE	NIA	OptumCare Florida, LLC	Ownership	100.000	UnitedHealth Group Incorporated	NO	
		.00000	87-0408859				OptumCare Florida, LLC	DE	NIA	OptumCare Holdings, LLC	Ownership	100.000	UnitedHealth Group Incorporated	NO	
		.00000	30-0993065				OptumCare Holdings Colorado, LLC	CO	NIA	OptumCare Colorado, LLC	Ownership	85.000	UnitedHealth Group Incorporated	NO	
		.00000	56-2592163				OptumCare Holdings, LLC	CA	NIA	Collaborative Care Holdings, LLC	Ownership	100.000	UnitedHealth Group Incorporated	NO	
		.00000	95-4509662				OptumCare Management, LLC	CA	NIA	OptumCare Holdings, LLC	Ownership	100.000	UnitedHealth Group Incorporated	NO	
		.00000	20-4043287				OptumCare New Mexico, LLC	DE	NIA	OptumCare Management, LLC	Ownership	100.000	UnitedHealth Group Incorporated	NO	
		.00000	13-4138668				OptumCare New York IPA, Inc.	NY	NIA	Inspiris, Inc.	Ownership	100.000	UnitedHealth Group Incorporated	NO	
		.00000	93-1306308				OptumCare Portland, LLC	OR	NIA	Optum Oregon MSO, LLC	Ownership	100.000	UnitedHealth Group Incorporated	NO	
		.00000	45-3462809				OptumCare South Florida, LLC	FL	NIA	OptumCare Management, LLC	Ownership	100.000	UnitedHealth Group Incorporated	NO	
		.00000	84-3504842				OptumCare Specialty Practices, LLC	DE	NIA	SC Affiliates, LLC	Ownership	100.000	UnitedHealth Group Incorporated	NO	
		.00000	41-1591944				OptumHealth Care Solutions, LLC	DE	NIA	OptumInsight, Inc.	Ownership	100.000	UnitedHealth Group Incorporated	NO	
		.00000	47-1192395				OptumHealth Holdings, LLC	DE	NIA	Optum, Inc.	Ownership	100.000	UnitedHealth Group Incorporated	NO	
		.00000	98-1106868				OptumHealth International B.V.	NLD	NIA	Catamaran S.á.r.l.	Ownership	100.000	UnitedHealth Group Incorporated	NO	
		.00000					OptumInsight Holdings, LLC	DE	NIA	Optum, Inc.	Ownership	100.000	UnitedHealth Group Incorporated	NO	
		.00000	98-1401978				OptumInsight India Private Limited	IND	NIA	UnitedHealth International, Inc.	Ownership	0.093	UnitedHealth Group Incorporated	NO	
		.00000	98-1401978				OptumInsight India Private Limited	IND	NIA	Optum Global Solutions (India) Private Limited	Ownership	99.907	UnitedHealth Group Incorporated	NO	
		.00000	04-3383745				OptumInsight Life Sciences, Inc.	DE	NIA	OptumInsight, Inc.	Ownership	100.000	UnitedHealth Group Incorporated	NO	
		.00000	41-1858498				OptumInsight, Inc.	DE	NIA	OptumInsight Holdings, LLC	Ownership	100.000	UnitedHealth Group Incorporated	NO	
		.00000	75-2578509				OptumRx Administrative Services, LLC	TX	UIP	OptumRx Holdings I, LLC	Ownership	100.000	UnitedHealth Group Incorporated	NO	
		.00000	31-1728846				OptumRx Discount Card Services, LLC	DE	NIA	OptumRx PBM of Illinois, Inc.	Ownership	100.000	UnitedHealth Group Incorporated	NO	3
		.00000	47-4734235				OptumRx Group Holdings, Inc.	DE	UIP	Optum, Inc.	Ownership	100.000	UnitedHealth Group Incorporated	NO	
		.00000	46-0666840				OptumRx Health Solutions, LLC	DE	UIP	OptumRx Administrative Services, LLC	Ownership	100.000	UnitedHealth Group Incorporated	NO	
		.00000	80-0870454				OptumRx Holdings I, LLC	DE	UIP	OptumRx Group Holdings, Inc.	Ownership	100.000	UnitedHealth Group Incorporated	NO	
		.00000					OptumRx Holdings, LLC	DE	NIA	Optum, Inc.	Ownership	100.000	UnitedHealth Group Incorporated	NO	
		.00000	34-1472211				OptumRx Home Delivery of Ohio, LLC	OH	NIA	OptumRx Health Solutions, LLC	Ownership	100.000	UnitedHealth Group Incorporated	NO	
		.00000	20-0218027				OptumRx IPA III, Inc.	NY	NIA	OptumRx PBM of Maryland, LLC	Ownership	100.000	UnitedHealth Group Incorporated	NO	
		.00000	20-0151096				OptumRx NY IPA, Inc.	NY	NIA	OptumRx, Inc.	Ownership	100.000	UnitedHealth Group Incorporated	NO	
		.00000	27-3419292				OptumRx of Pennsylvania, LLC	DE	NIA	OptumRx Health Solutions, LLC	Ownership	100.000	UnitedHealth Group Incorporated	NO	
		.00000	11-2581812				OptumRx PBM of Illinois, Inc.	DE	NIA	OptumRx Administrative Services, LLC	Ownership	100.000	UnitedHealth Group Incorporated	NO	
		.00000	88-0361447				OptumRx PBM of Maryland, LLC	NV	UDP	OptumRx Health Solutions, LLC	Ownership	100.000	UnitedHealth Group Incorporated	NO	
		.00000	03-0592263				OptumRx PBM of Pennsylvania, LLC	PA	NIA	OptumRx of Pennsylvania, LLC	Ownership	100.000	UnitedHealth Group Incorporated	NO	
		.00000	38-3693753				OptumRx PBM of Wisconsin, LLC	WI	NIA	OptumRx PBM of Illinois, Inc.	Ownership	100.000	UnitedHealth Group Incorporated	NO	
		.00000	16-1767416				OptumRx PD of Pennsylvania, LLC	PA	NIA	OptumRx of Pennsylvania, LLC	Ownership	100.000	UnitedHealth Group Incorporated	NO	
		.00000	88-0373347				OptumRx Pharmacy of Nevada, Inc.	NV	NIA	OptumRx Health Solutions, LLC	Ownership	100.000	UnitedHealth Group Incorporated	NO	
		.00000	47-3146510				OptumRx Pharmacy, Inc.	DE	NIA	OptumRx, Inc.	Ownership	100.000	UnitedHealth Group Incorporated	NO	
		.00000	33-0441200				OptumRx, Inc.	CA	NIA	OptumRx Holdings, LLC	Ownership	100.000	UnitedHealth Group Incorporated	NO	

STATEMENT AS OF JUNE 30, 2022 OF THE Optum Insurance of Ohio, Inc.

SCHEDULE Y
PART 1A - DETAIL OF INSURANCE HOLDING COMPANY SYSTEM

1	2	3	4	5	6	7	8	9	10	11	12	13	14	15	16
Group Code	Group Name	NAIC Company Code	ID Number	Federal RSSD	CIK	Name of Securities Exchange if Publicly Traded (U.S. or International)	Names of Parent, Subsidiaries Or Affiliates	Domi-ciliary Location	Relation-ship to Reporting Entity	Directly Controlled by (Name of Entity/Person)	Type of Control (Ownership, Board, Management, Attorney-in-Fact, Influence, Other)	If Control is Ownership Provide Percen-tage	Ultimate Controlling Entity(ies)/Person(s)	Is an SCA Filing Re-quired? (Yes/No)	*
		.00000	39-1974851				OptumServe Health Services, Inc.	WI	NIA	OptumHealth Holdings, LLC	Ownership	100.000	UnitedHealth Group Incorporated	NO	
		.00000	52-2016292				OptumServe Technology Services, Inc.	MD	NIA	OptumInsight, Inc.	Ownership	100.000	UnitedHealth Group Incorporated	NO	
		.00000	27-3674492				Oregon Healthcare Resources, LLC	OR	NIA	CHR Physician Group, P.C.	Ownership	100.000	UnitedHealth Group Incorporated	NO	1
		.00000	22-3883387				Oregon Outpatient Surgery Center, LLC	OR	NIA	Providence & SCA Off-Campus Holdings, LLC	Ownership	51.180	UnitedHealth Group Incorporated	NO	2
		.00000	20-2404191				Oren Meyers, Ph.D., LLC	OH	NIA	OhioSolutions.org LLC	Ownership	100.000	UnitedHealth Group Incorporated	NO	
		.00000	59-3125869				Orlando Center for Outpatient Surgery, L.P.	GA	NIA	Surgical Health, LLC	Ownership	7.864	UnitedHealth Group Incorporated	NO	
		.00000	59-3125869				Orlando Center for Outpatient Surgery, L.P.	GA	NIA	Surgical Health Of Orlando, LLC	Ownership	51.000	UnitedHealth Group Incorporated	NO	
		.00000	46-2742615				Orthology Inc.	DE	NIA	ProHEALTH Medical Management, LLC	Ownership	100.000	UnitedHealth Group Incorporated	NO	
		.00000	13-3960641				OrthoNet Holdings, Inc.	DE	NIA	OptumHealth Care Solutions, LLC	Ownership	100.000	UnitedHealth Group Incorporated	NO	
		.00000	13-3818652				OrthoNet LLC	NY	NIA	OrthoNet Holdings, Inc.	Ownership	100.000	UnitedHealth Group Incorporated	NO	
		.00000	13-4025898				OrthoNet New York IPA, Inc.	NY	NIA	OrthoNet Holdings, Inc.	Ownership	100.000	UnitedHealth Group Incorporated	NO	
		.00000	26-2884306				OrthoNet of the South, Inc.	DE	NIA	OrthoNet Holdings, Inc.	Ownership	100.000	UnitedHealth Group Incorporated	NO	
		.00000	20-0221966				OrthoNet West, Inc.	DE	NIA	OrthoNet Holdings, Inc.	Ownership	100.000	UnitedHealth Group Incorporated	NO	
		.00000	81-2594417				Orthopedic Surgery Center of Palm Beach County, LLC	FL	NIA	SCA-Palm Beach, LLC	Ownership	26.500	UnitedHealth Group Incorporated	NO	2
		.00000	85-2357227				OrthoWest MSO, LLC	DE	NIA	OptumCare Specialty Practices, LLC	Ownership	50.000	UnitedHealth Group Incorporated	NO	
		.00000	98-1284698				OSB – Tecnologia e Serviços de Suporte Lda.	BRA	NIA	Cemed Care – Empresa de Atendimento Clínico Geral Ltda.	Ownership	0.000	UnitedHealth Group Incorporated	NO	
		.00000	98-1284698				OSB – Tecnologia e Serviços de Suporte Lda.	BRA	NIA	Anil Assistência Médica Internacional S.A.	Ownership	100.000	UnitedHealth Group Incorporated	NO	
		.00000	41-1921007				Ovations, Inc.	DE	NIA	United HealthCare Services, Inc.	Ownership	100.000	UnitedHealth Group Incorporated	NO	
		.00000	06-1587795				Oxford Benefit Management, Inc.	CT	NIA	Oxford Health Plans LLC	Ownership	100.000	UnitedHealth Group Incorporated	NO	
0707	UnitedHealth Group Incorporated	78026	22-2797560				Oxford Health Insurance, Inc.	NY	IA	UnitedHealthcare Insurance Company	Ownership	100.000	UnitedHealth Group Incorporated	NO	
0707	UnitedHealth Group Incorporated	96798	06-1181201				Oxford Health Plans (CT), Inc.	CT	IA	Oxford Health Plans LLC	Ownership	100.000	UnitedHealth Group Incorporated	NO	
0707	UnitedHealth Group Incorporated	95506	22-2745725				Oxford Health Plans (NJ), Inc.	NJ	IA	Oxford Health Plans LLC	Ownership	100.000	UnitedHealth Group Incorporated	NO	
0707	UnitedHealth Group Incorporated	95479	06-1181200				Oxford Health Plans (NY), Inc.	NY	IA	Oxford Health Plans LLC	Ownership	100.000	UnitedHealth Group Incorporated	NO	
		.00000	52-2443751				Oxford Health Plans LLC	DE	NIA	UnitedHealth Group Incorporated	Ownership	100.000	UnitedHealth Group Incorporated	NO	
		.00000	27-0008097				P2P Link, LLC	DE	NIA	SRPS, LLC	Ownership	100.000	UnitedHealth Group Incorporated	NO	
		.00000	33-0704734				Pacific Cardiovascular Associates Medical Group, Inc.	CA	NIA	Surgical Care Affiliates, LLC	Influence	0.000	UnitedHealth Group Incorporated	NO	
		.00000	75-2857077				Pacific Casualty Company, Inc.	HI	NIA	USHEALTH Group, Inc.	Ownership	100.000	UnitedHealth Group Incorporated	NO	
							PacifiCare Life and Health Insurance Company								
0707	UnitedHealth Group Incorporated	70785	35-1137395				PacifiCare Life Assurance Company	IN	IA	United HealthCare Services, Inc.	Ownership	100.000	UnitedHealth Group Incorporated	NO	
0707	UnitedHealth Group Incorporated	84506	95-2829463				PacifiCare of Arizona, Inc.	CO	IA	United HealthCare Services, Inc.	Ownership	100.000	UnitedHealth Group Incorporated	NO	
0707	UnitedHealth Group Incorporated	95617	94-3267522				PacifiCare of Colorado, Inc.	AZ	IA	United HealthCare Services, Inc.	Ownership	100.000	UnitedHealth Group Incorporated	NO	
0707	UnitedHealth Group Incorporated	95434	84-1011378				Pacífico S.A. Entidad Prestadora de Salud	CO	IA	United HealthCare Services, Inc.	Ownership	100.000	UnitedHealth Group Incorporated	NO	
		.00000	98-1444613				Panama City Surgery Center, LLC	PER	NIA	Empremédica S. A.	Ownership	50.000	UnitedHealth Group Incorporated	NO	
		.00000	48-1255983				Park Hill Surgery Center, LLC	FL	NIA	SCA-Panama City Holdings, LLC	Ownership	53.708	UnitedHealth Group Incorporated	NO	
		.00000	45-1484375				Parkway Surgery Center, LLC	TX	NIA	Surgical Care Affiliates, LLC	Influence	0.000	UnitedHealth Group Incorporated	NO	
		.00000	20-4127100				Partial Hospital Systems, Inc.	DE	NIA	SCA-Hagerstown, LLC	Ownership	78.400	UnitedHealth Group Incorporated	NO	
		.00000	62-1500185				Patient Care Associates, L.L.C.	TN	NIA	Refresh Mental Health, Inc.	Ownership	100.000	UnitedHealth Group Incorporated	NO	
		.00000	20-1311030				Patrimonio Autónomo Nueva Clínica	NJ	NIA	SCA Englewood Holdings, LLC	Ownership	60.404	UnitedHealth Group Incorporated	NO	
		.00000					Patrimonio Autónomo Nueva Clínica	COL	NIA	Clínica del Country S.A.S.	Ownership	65.180	UnitedHealth Group Incorporated	NO	
		.00000					Patrimonio Autónomo Nueva Clínica	COL	NIA	Promotora Country S.A.	Ownership	0.230	UnitedHealth Group Incorporated	NO	
		.00000					Patrimonio Autónomo Nueva Clínica	COL	NIA	Banmedica Internacional SpA	Ownership	9.670	UnitedHealth Group Incorporated	NO	
		.00000	62-1451147				Payment Resolution Services, LLC	TN	NIA	OptumInsight, Inc.	Ownership	100.000	UnitedHealth Group Incorporated	NO	
		.00000	75-3265056				PCCCV, Inc.	CA	NIA	PrimeCare Medical Network, Inc.	Ownership	100.000	UnitedHealth Group Incorporated	NO	
		.00000	91-1885912				Peninsula Psychological Center, Inc., P.S.	WA	NIA	Physician(s) Owned	Influence	0.000	UnitedHealth Group Incorporated	NO	1
		.00000	47-2429625				Penzo Enterprises, LLC	DE	NIA	OptumRx Holdings, LLC	Ownership	100.000	UnitedHealth Group Incorporated	NO	
0707	UnitedHealth Group Incorporated	13607	20-5662149				Peoples Health, Inc.	LA	IA	New Orleans Regional Physician Hospital Organization, L.L.C.	Ownership	100.000	UnitedHealth Group Incorporated	NO	
		.00000	20-5608977				Perham Physical Therapy, LTD	MN	NIA	Orthology Inc.	Ownership	100.000	UnitedHealth Group Incorporated	NO	
		.00000	58-1978405				Perimeter Center for Outpatient Surgery, L.P.	GA	NIA	SHC Atlanta, LLC	Ownership	38.757	UnitedHealth Group Incorporated	NO	2

SCHEDULE Y
PART 1A - DETAIL OF INSURANCE HOLDING COMPANY SYSTEM

1	2	3	4	5	6	7	8	9	10	11	12	13	14	15	16
Group Code	Group Name	NAIC Company Code	ID Number	Federal RSSD	CIK	Name of Securities Exchange if Publicly Traded (U.S. or International)	Names of Parent, Subsidiaries Or Affiliates	Domi-ciliary Location	Relation-ship to Reporting Entity	Directly Controlled by (Name of Entity/Person)	Type of Control (Ownership, Board, Management, Attorney-in-Fact, Influence, Other)	If Control is Owner-ship Provide Percen-tage	Ultimate Controlling Entity(ies)/Person(s)	Is an SCA Filing Re-quired? (Yes/No)	*
		.00000	38-2592367				Perspectives of Troy, P.C.	.MI	.NIA	Physician(s) Owned	Influence	0.000	UnitedHealth Group Incorporated	.NO	.1
		.00000					PGH Global (Cayman) Limited	.CYM	.NIA	PGH Global, LLC	Ownership	100.000	UnitedHealth Group Incorporated	.NO	
		.00000	46-1722316				PGH Global, LLC	.DE	.NIA	UHC Holdings, Inc.	Ownership	100.000	UnitedHealth Group Incorporated	.NO	
		.00000					PGT Medical Group, Inc.	.TX	.NIA	KS Management Services, L.L.C.	Ownership	100.000	UnitedHealth Group Incorporated	.NO	
		.00000	47-0764793				Pharmaceutical Technologies, LLC	.NE	.NIA	Diplomat Pharmacy, Inc.	Ownership	100.000	UnitedHealth Group Incorporated	.NO	
		.00000	81-2902954				Physician Alliance of the Rockies, LLC	.CO	.NIA	New West Physicians, Inc.	Ownership	100.000	UnitedHealth Group Incorporated	.NO	
		.00000	30-0516435				Physician Partners Medical Group, Inc.	.CA	.NIA	Physician(s) Owned	Influence	0.000	UnitedHealth Group Incorporated	.NO	.1
		.00000	91-1822767				Physicians Care Network, L.L.C.	.WA	.NIA	Physician(s) Owned	Influence	0.000	UnitedHealth Group Incorporated	.NO	.1
		.00000	59-3438026				Physicians Day Surgery Center, LLC	.FL	.NIA	SCA-Naples, LLC	Ownership	51.000	UnitedHealth Group Incorporated	.NO	
		.00000					Physicians Group of Texas, LLC	.TX	.NIA	KS Management Services, L.L.C.	Ownership	100.000	UnitedHealth Group Incorporated	.NO	
.0707	UnitedHealth Group Incorporated	.11494	04-3677255				Physicians Health Choice of Texas, LLC	.TX	.IA	United HealthCare Services, Inc.	Ownership	100.000	UnitedHealth Group Incorporated	.NO	
		.00000	52-1162824				Physicians Health Plan of Maryland, Inc.	.MD	.NIA	United HealthCare Services, Inc.	Ownership	100.000	UnitedHealth Group Incorporated	.NO	
		.00000	94-2722082				Physicians Medical Group of San Jose, Inc.	.CA	.NIA	Shark Holdings, P.C.	Ownership	100.000	UnitedHealth Group Incorporated	.NO	.1
										Physicians Medical Group of San Jose, Inc.					
		.00000	84-3715606				Physicians Medical Health Plan	.CA	.NIA		Ownership	100.000	UnitedHealth Group Incorporated	.NO	.1
		.00000	86-2631012				Physicians Medical Holdings	.CA	.NIA	Shark Holdings, P.C.	Ownership	100.000	UnitedHealth Group Incorporated	.NO	.1
		.00000	20-5170962				Physicians' Surgery Center of Downey, LLC	.CA	.NIA	SCA-AppleCare Partners, LLC	Ownership	59.998	UnitedHealth Group Incorporated	.NO	.1
		.00000	87-3931756				Pilot Holdings, P.C.	.CA	.NIA	Physician(s) Owned	Influence	0.000	UnitedHealth Group Incorporated	.NO	.1
		.00000	84-1498816				Pinnacle III, LLC	.CO	.NIA	SCA Pinnacle Holdings, LLC	Ownership	100.000	UnitedHealth Group Incorporated	.NO	
		.00000	33-0795271				Pinnacle Medical Group, Inc.	.CA	.NIA	Pilot Holdings, P.C.	Ownership	100.000	UnitedHealth Group Incorporated	.NO	.1
		.00000	98-1388873				Plano de Saúde Ana Costa Ltda.	.BRA	.NIA	Santos Administração e Participações S.A.	Ownership	25.140	UnitedHealth Group Incorporated	.NO	
										Anil Assistência Médica Internacional S.A.					
		.00000	98-1388873				Plano de Saúde Ana Costa Ltda.	.BRA	.NIA		Ownership	74.860	UnitedHealth Group Incorporated	.NO	
							Plus One Health Management Puerto Rico, Inc.								
		.00000	66-0742844					.PRI	.NIA	Plus One Holdings, Inc.	Ownership	100.000	UnitedHealth Group Incorporated	.NO	
		.00000	13-3613705				Plus One Holdings, Inc.	.DE	.NIA	OptumHealth Care Solutions, LLC	Ownership	100.000	UnitedHealth Group Incorporated	.NO	
		.00000	80-0670247				PMI Acquisition, LLC	.DE	.NIA	Progressive Enterprises Holdings, Inc.	Ownership	100.000	UnitedHealth Group Incorporated	.NO	
		.00000	26-3148744				PMSI Holdings, LLC	.DE	.NIA	Progressive Enterprises Holdings, Inc.	Ownership	100.000	UnitedHealth Group Incorporated	.NO	
		.00000	59-3166848				PMSI Settlement Solutions, LLC	.FL	.NIA	PMSI Holdings, LLC	Ownership	100.000	UnitedHealth Group Incorporated	.NO	
		.00000	56-2422696				PMSI, LLC	.FL	.NIA	PMSI Holdings, LLC	Ownership	100.000	UnitedHealth Group Incorporated	.NO	
		.00000	98-1083164				Polar II Fundo de Investimento em Participações Multiestratégia	.BRA	.NIA	UnitedHealthcare International IV S.á r.l.	Ownership	100.000	UnitedHealth Group Incorporated	.NO	
		.00000	47-5563848				Polo Holdco, LLC	.DE	.NIA	Collaborative Care Holdings, LLC	Ownership	80.100	UnitedHealth Group Incorporated	.NO	
		.00000	83-3042027				Polyclinic Holdings, P.C.	.WA	.NIA	Physician(s) Owned	Influence	0.000	UnitedHealth Group Incorporated	.NO	.1
		.00000	46-0508606				POLYCLINIC MANAGEMENT SERVICES COMPANY, LLC	.WA	.NIA	The Polyclinic, PLLC	Ownership	100.000	UnitedHealth Group Incorporated	.NO	.1
		.00000	46-5415205				POMCO Network, Inc.	.NY	.NIA	POMCO, Inc.	Ownership	100.000	UnitedHealth Group Incorporated	.NO	
		.00000	15-0581348				POMCO, Inc.	.NY	.NIA	UMR, Inc.	Ownership	100.000	UnitedHealth Group Incorporated	.NO	
		.00000	33-0261822				Pomerado Outpatient Surgical Center, Inc.	.CA	.NIA	ASC Network, LLC	Ownership	100.000	UnitedHealth Group Incorporated	.NO	
		.00000	33-0752699				Pomerado Outpatient Surgical Center, L.P.	.CA	.NIA	Pomerado Outpatient Surgical Center, Inc.	Ownership	66.500	UnitedHealth Group Incorporated	.NO	
		.00000	30-0844501				Post-Acute Care Center for Research, LLC	.DE	.NIA	naviHealth, Inc.	Ownership	100.000	UnitedHealth Group Incorporated	.NO	
		.00000	27-1454121				PPH Holdings, LLC	.DE	.NIA	Practice Partners in Healthcare, LLC	Ownership	100.000	UnitedHealth Group Incorporated	.NO	
.0707	UnitedHealth Group Incorporated	.00000	24-1453981				PPH Management Company, L.L.C.	.DE	.NIA	Practice Partners in Healthcare, LLC	Ownership	100.000	UnitedHealth Group Incorporated	.NO	.1
		.00000	26-4490039				PPH-Columbia, Inc.	.DE	.NIA	Practice Partners in Healthcare, LLC	Ownership	100.000	UnitedHealth Group Incorporated	.NO	
		.00000	26-4489980				PPH-Gardendale, Inc.	.DE	.NIA	Practice Partners in Healthcare, LLC	Ownership	100.000	UnitedHealth Group Incorporated	.NO	
		.00000	76-0770414				Practice Partners in Healthcare, LLC	.DE	.NIA	SCA-Practice Partners Holdings, LLC	Ownership	100.000	UnitedHealth Group Incorporated	.NO	
		.12756	20-3391186				Preferred Care Network of Florida, Inc.	.FL	.IA	United HealthCare Services, Inc.	Ownership	100.000	UnitedHealth Group Incorporated	.NO	
		.12155	01-0788576				Preferred Care Network, Inc.	.FL	.IA	United HealthCare Services, Inc.	Ownership	100.000	UnitedHealth Group Incorporated	.NO	
		.00000	65-0683927				Preferred Care Partners Holding, Corp.	.FL	.NIA	United HealthCare Services, Inc.	Ownership	100.000	UnitedHealth Group Incorporated	.NO	
		.11176	65-0885893				Preferred Care Partners, Inc.	.FL	.IA	Preferred Care Partners Holding, Corp.	Ownership	100.000	UnitedHealth Group Incorporated	.NO	
		.00000	41-1846481				PreferredOne Administrative Services, Inc.	.MN	.NIA	United HealthCare Services, Inc.	Ownership	100.000	UnitedHealth Group Incorporated	.NO	
										PreferredOne Administrative Services, Inc.					
.0707	UnitedHealth Group Incorporated	.11817	81-0625135				PreferredOne Insurance Company	.MN	.IA		Ownership	100.000	UnitedHealth Group Incorporated	.NO	
		.00000	75-3265059				Premier Choice ACO, Inc.	.CA	.NIA	PrimeCare Medical Network, Inc.	Ownership	100.000	UnitedHealth Group Incorporated	.NO	
		.00000	20-1499748				Premier Medical Resources, LLC	.DE	.NIA	Unity Health Network, LLC	Ownership	100.000	UnitedHealth Group Incorporated	.NO	

SCHEDULE Y
PART 1A - DETAIL OF INSURANCE HOLDING COMPANY SYSTEM

1	2	3	4	5	6	7	8	9	10	11	12	13	14	15	16
Group Code	Group Name	NAIC Company Code	ID Number	Federal RSSD	CIK	Name of Securities Exchange if Publicly Traded (U.S. or International)	Names of Parent, Subsidiaries Or Affiliates	Domi-ciliary Location	Relation-ship to Reporting Entity	Directly Controlled by (Name of Entity/Person)	Type of Control (Ownership, Board, Management, Attorney-in-Fact, Influence, Other)	If Control is Ownership Provide Percentage	Ultimate Controlling Entity(ies)/Person(s)	Is an SCA Filing Re-quired? (Yes/No)	*
		.00000	72-1378216				Premier Surgery Center of Louisville, L.P.	TN	NIA	SCA Premier Surgery Center of Louisville, LLC	Ownership	51.000	UnitedHealth Group Incorporated	.NO.	
		.00000	88-2935371				Prevention Healthcare Holdings, LLC	DE	NIA	OptumHealth Care Solutions, LLC	Ownership	100.000	UnitedHealth Group Incorporated	.NO.	3
		.00000	33-0527335				Primary Care Associated Medical Group, Inc. .	CA	NIA	NAAM Medical Group Holdings, Inc.	Ownership	100.000	UnitedHealth Group Incorporated	.NO.	1
		.00000	30-0516440				Prime Community Care, Inc.	CA	NIA	Physician(s) Owned	Influence	0.000	UnitedHealth Group Incorporated	.NO.	1
		.00000	88-0253112				Prime Health, Inc.	NV	NIA	Sierra Health Services, Inc.	Ownership	100.000	UnitedHealth Group Incorporated	.NO.	
		.00000	33-0607478				PrimeCare Medical Network, Inc.	CA	NIA	NAAM Holdings, Inc.	Ownership	100.000	UnitedHealth Group Incorporated	.NO.	
		.00000	87-0757397				PrimeCare of Citrus Valley, Inc.	CA	NIA	PrimeCare Medical Network, Inc.	Ownership	80.000	UnitedHealth Group Incorporated	.NO.	
		.00000	33-0674407				PrimeCare of Corona, Inc.	CA	NIA	PrimeCare Medical Network, Inc.	Ownership	100.000	UnitedHealth Group Incorporated	.NO.	
		.00000	33-0674401				PrimeCare of Hemet Valley, Inc.	CA	NIA	PrimeCare Medical Network, Inc.	Ownership	100.000	UnitedHealth Group Incorporated	.NO.	
		.00000	33-0674408				PrimeCare of Inland Valley, Inc.	CA	NIA	PrimeCare Medical Network, Inc.	Ownership	100.000	UnitedHealth Group Incorporated	.NO.	
		.00000	33-0674402				PrimeCare of Moreno Valley, Inc.	CA	NIA	PrimeCare Medical Network, Inc.	Ownership	100.000	UnitedHealth Group Incorporated	.NO.	
		.00000	33-0674400				PrimeCare of Redlands, Inc.	CA	NIA	PrimeCare Medical Network, Inc.	Ownership	100.000	UnitedHealth Group Incorporated	.NO.	
		.00000	33-0674404				PrimeCare of Riverside, Inc.	CA	NIA	PrimeCare Medical Network, Inc.	Ownership	100.000	UnitedHealth Group Incorporated	.NO.	
		.00000	14-1915328				PrimeCare of San Bernardino, Inc.	CA	NIA	PrimeCare Medical Network, Inc.	Ownership	100.000	UnitedHealth Group Incorporated	.NO.	
		.00000	33-0698439				PrimeCare of Sun City, Inc.	CA	NIA	PrimeCare Medical Network, Inc.	Ownership	100.000	UnitedHealth Group Incorporated	.NO.	
		.00000	33-0674409				PrimeCare of Temecula, Inc.	CA	NIA	PrimeCare Medical Network, Inc.	Ownership	100.000	UnitedHealth Group Incorporated	.NO.	
		.00000	14-1873402				Procura Management, Inc.	DE	NIA	Healthcare Solutions, Inc.	Ownership	100.000	UnitedHealth Group Incorporated	.NO.	
		.00000	27-4371197				Progressive Enterprises Holdings, Inc.	DE	NIA	OptumRx, Inc.	Ownership	100.000	UnitedHealth Group Incorporated	.NO.	
		.00000	31-1192384				Progressive Medical, LLC	OH	NIA	PMI Acquisition, LLC	Ownership	100.000	UnitedHealth Group Incorporated	.NO.	
							ProHEALTH Accountable Care Medical Group, PLLC	NY	NIA	ProHEALTH Care Associates, L.L.P.	Ownership	100.000	UnitedHealth Group Incorporated	.NO.	1
		.00000	11-3447394				ProHEALTH Ambulatory Surgery Center, Inc.	NJ	NIA	Physician(s) Owned	Influence	0.000	UnitedHealth Group Incorporated	.NO.	1
		.00000	47-5656253				ProHEALTH Care Associates of New Jersey LLP	NY	NIA	Physician(s) Owned	Influence	0.000	UnitedHealth Group Incorporated	.NO.	1
		.00000	11-3355604				ProHEALTH Care Associates, L.L.P.	NY	NIA	ProHEALTH Medical NY, P.C.	Ownership	51.000	UnitedHealth Group Incorporated	.NO.	1
		.00000	47-1049961				ProHEALTH Medical Management, LLC	DE	NIA	Collaborative Care Holdings, LLC	Ownership	100.000	UnitedHealth Group Incorporated	.NO.	
		.00000	47-1388406				ProHEALTH Medical NY, P.C.	NY	NIA	Physician(s) Owned	Influence	0.000	UnitedHealth Group Incorporated	.NO.	1
		.00000	45-5470737				ProHealth Physicians ACO, LLC	CT	NIA	ProHealth Physicians, Inc.	Ownership	100.000	UnitedHealth Group Incorporated	.NO.	
		.00000	06-1446075				ProHealth Physicians, Inc.	CT	NIA	Polo Holdco, LLC	Ownership	100.000	UnitedHealth Group Incorporated	.NO.	
		.00000	06-1469068				ProHealth Physicians, P.C.	CT	NIA	Physician(s) Owned	Influence	0.000	UnitedHealth Group Incorporated	.NO.	1
		.00000	32-0455430				ProHealth Proton Center Management, LLC	DE	NIA	ProHEALTH Medical Management, LLC	Ownership	100.000	UnitedHealth Group Incorporated	.NO.	
							ProHEALTH Urgent Care Medicine of New Jersey LLP	NJ	NIA	Physician(s) Owned	Influence	0.000	UnitedHealth Group Incorporated	.NO.	1
		.00000	46-1883579				ProHEALTH Urgent Care Medicine, PLLC	NY	NIA	ProHEALTH Care Associates, L.L.P.	Ownership	100.000	UnitedHealth Group Incorporated	.NO.	1
		.00000					ProHealth/CareMount Dental Management, LLC ...	NY	NIA	CareMount Dental Member, LLC	Ownership	46.000	UnitedHealth Group Incorporated	.NO.	2
		.00000					Promotora Country S.A.	COL	NIA	Banmedica S.A.	Ownership	50.000	UnitedHealth Group Incorporated	.NO.	
		.00000	22-3493126				Pronounced Health Solutions, Inc.	DE	NIA	My Wellness Solutions, LLC	Ownership	100.000	UnitedHealth Group Incorporated	.NO.	
		.00000	98-1444638				Prosemedic S.A.C.	PER	NIA	Pacifico S.A. Entidad Prestadora de Salud	Ownership	80.000	UnitedHealth Group Incorporated	.NO.	
		.00000	87-3489454				Prospero Benefits Management, LLC	DE	NIA	Prospero Management Services, LLC	Ownership	100.000	UnitedHealth Group Incorporated	.NO.	
		.00000	87-3494611				Prospero Care Management, LLC	DE	NIA	Prospero Management Services, LLC	Ownership	100.000	UnitedHealth Group Incorporated	.NO.	
		.00000	85-0775386				Prospero Health Partners Florida, Inc.	FL	NIA	Physician(s) Owned	Influence	0.000	UnitedHealth Group Incorporated	.NO.	1
		.00000	82-2400620				Prospero Health Partners New York, P.C.	NY	NIA	Physician(s) Owned	Influence	0.000	UnitedHealth Group Incorporated	.NO.	1
							Prospero Health Partners North Carolina, P.C.	NC	NIA	Physician(s) Owned	Influence	0.000	UnitedHealth Group Incorporated	.NO.	1
		.00000	84-4569314												
		.00000	84-3234753				Prospero Health Partners, P.C.	MN	NIA	Physician(s) Owned	Influence	0.000	UnitedHealth Group Incorporated	.NO.	1
		.00000	83-4217561				Prospero Management Services, LLC	DE	NIA	Optum Growth Partners, LLC	Ownership	100.000	UnitedHealth Group Incorporated	.NO.	
		.00000	84-3844362				Prospero Medical Services New Jersey, P.C.	NJ	NIA	Physician(s) Owned	Influence	0.000	UnitedHealth Group Incorporated	.NO.	1
		.00000	87-2406404				Prospero Medical Services, P.A.	FL	NIA	Physician(s) Owned	Influence	0.000	UnitedHealth Group Incorporated	.NO.	1
		.00000	82-3765555				Providence & SCA Off-Campus Holdings, LLC	DE	NIA	SCA-Portland, LLC	Ownership	40.000	UnitedHealth Group Incorporated	.NO.	2
		.00000	82-3270499				Providence & SCA On-Campus Holdings, LLC	DE	NIA	SCA-Portland, LLC	Ownership	20.000	UnitedHealth Group Incorporated	.NO.	2
		.00000	90-0876656				PS Center, LLC	CA	NIA	Beach Surgical Holdings II, LLC	Ownership	100.000	UnitedHealth Group Incorporated	.NO.	2
		.00000	85-0921665				Psychiatry Services of New York, P.C.	NY	NIA	Physician(s) Owned	Influence	0.000	UnitedHealth Group Incorporated	.NO.	1
		.00000	27-3409538				Psychiatry Specialists Inc.	IL	NIA	Physician(s) Owned	Influence	0.000	UnitedHealth Group Incorporated	.NO.	1
		.00000	16-1484552				Psychological Healthcare, PLLC	NY	NIA	Physician(s) Owned	Influence	0.000	UnitedHealth Group Incorporated	.NO.	1

SCHEDULE Y
PART 1A - DETAIL OF INSURANCE HOLDING COMPANY SYSTEM

1	2	3	4	5	6	7	8	9	10	11	12	13	14	15	16
Group Code	Group Name	NAIC Company Code	ID Number	Federal RSSD	CIK	Name of Securities Exchange if Publicly Traded (U.S. or International)	Names of Parent, Subsidiaries Or Affiliates	Domi-ciliary Loca-tion	Rela-tion-ship to Reporting Entity	Directly Controlled by (Name of Entity/Person)	Type of Control (Ownership, Board, Management, Attorney-in-Fact, Influence, Other)	If Control is Owner-ship Provide Percen-tage	Ultimate Controlling Entity(ies)/Person(s)	Is an SCA Filing Re-quired? (Yes/No)	*
		.00000	81-4500429				Pulse Platform, LLC	.DE	.NIA	Rally Health, Inc.	Ownership	100.000	UnitedHealth Group Incorporated	.NO	
		.00000	46-3901920				QoL Acquisition Holdings Corp.	.DE	.NIA	Genoa Healthcare, Inc.	Ownership	100.000	UnitedHealth Group Incorporated	.NO	
		.00000	62-1804707				R Cubed, Inc.	.TN	.NIA	naviHealth SM Holdings, Inc.	Ownership	100.000	UnitedHealth Group Incorporated	.NO	
		.00000	35-2493256				Rally Health, Inc.	.DE	.NIA	Optum Digital Health Holdings, LLC	Ownership	100.000	UnitedHealth Group Incorporated	.NO	
		.00000	80-0947972				Real Appeal, LLC	.DE	.NIA	Rally Health, Inc.	Ownership	100.000	UnitedHealth Group Incorporated	.NO	.3
		.00000	20-0785644				Red Oak Counseling, Ltd.	.WI	.NIA	Physician(s) Owned	Influence	0.000	UnitedHealth Group Incorporated	.NO	.1
		.00000	94-3115625				Redlands Ambulatory Surgery Center	.CA	.NIA	Redlands-SCA Surgery Centers, Inc.	Ownership	54.000	UnitedHealth Group Incorporated	.NO	
							Redlands Family Practice Medical Group, Inc.								
		.00000	56-2627067					.CA	.NIA	Physician(s) Owned	Influence	0.000	UnitedHealth Group Incorporated	.NO	.1
		.00000	94-3115627				Redlands-SCA Surgery Centers, Inc.	.CA	.NIA	SC Affiliates, LLC	Ownership	100.000	UnitedHealth Group Incorporated	.NO	
		.00000	82-3603285				Refresh Canopy Cove, Inc.	.FL	.NIA	Physician(s) Owned	Influence	0.000	UnitedHealth Group Incorporated	.NO	.1
		.00000	30-0358493				Refresh Centers, Inc.	.IN	.NIA	Physician(s) Owned	Influence	0.000	UnitedHealth Group Incorporated	.NO	.1
		.00000	84-2663780				Refresh Connecticut LLC	.CT	.NIA	Physician(s) Owned	Influence	0.000	UnitedHealth Group Incorporated	.NO	.1
		.00000	83-4507157				Refresh Evolve, LLC	.WI	.NIA	Physician(s) Owned	Influence	0.000	UnitedHealth Group Incorporated	.NO	.1
		.00000	82-5351068				Refresh In-Home Counseling LLC	.IL	.NIA	Physician(s) Owned	Influence	0.000	UnitedHealth Group Incorporated	.NO	.1
		.00000	82-1945667				Refresh Intermediate Holdings, Inc.	.DE	.NIA	Refresh Parent Holdings, Inc.	Ownership	100.000	UnitedHealth Group Incorporated	.NO	
		.00000	83-3883510				Refresh Kentucky, PLLC	.KY	.NIA	Refresh Mental Health, Inc.	Ownership	100.000	UnitedHealth Group Incorporated	.NO	
		.00000	47-4241017				Refresh Management, LLC	.DE	.NIA	Refresh Mental Health, Inc.	Ownership	100.000	UnitedHealth Group Incorporated	.NO	
		.00000	82-1945238				Refresh Mental Health, Inc.	.DE	.NIA	Refresh Intermediate Holdings, Inc.	Ownership	100.000	UnitedHealth Group Incorporated	.NO	
		.00000	82-2491689				Refresh Midwest Operations, S.C.	.WI	.NIA	Physician(s) Owned	Influence	0.000	UnitedHealth Group Incorporated	.NO	.1
		.00000	83-0697837				Refresh New Jersey Psych Health LLC	.NJ	.NIA	Refresh Mental Health, Inc.	Ownership	100.000	UnitedHealth Group Incorporated	.NO	
		.00000	82-1945585				Refresh Parent Holdings, Inc.	.DE	.NIA	Restore OMH Holdings, Inc.	Ownership	100.000	UnitedHealth Group Incorporated	.NO	
		.00000	84-1756547				Refresh Pennsylvania, LLC	.PA	.NIA	Physician(s) Owned	Influence	0.000	UnitedHealth Group Incorporated	.NO	.1
							Reliant Medical Group The Endoscopy Center, LLC	.MA	.NIA	Reliant Medical Group, Inc.	Ownership	100.000	UnitedHealth Group Incorporated	.NO	.1
		.00000	20-5251393				Reliant Medical Group, Inc.	.MA	.NIA	Physician(s) Owned	Influence	0.000	UnitedHealth Group Incorporated	.NO	.1
		.00000	04-2472266				Reliant MSO, LLC	.DE	.NIA	Collaborative Care Holdings, LLC	Ownership	100.000	UnitedHealth Group Incorporated	.NO	
		.00000	82-3745100				Research Surgical Center LLC	.CO	.NIA	PPH Holdings, LLC	Ownership	51.000	UnitedHealth Group Incorporated	.NO	
		.00000	46-0558032				Restore OMH Holdings, Inc.	.DE	.NIA	Restore OMH Intermediate Holdings, Inc.	Ownership	100.000	UnitedHealth Group Incorporated	.NO	
		.00000	86-2957267				Restore OMH Intermediate Holdings, Inc.	.DE	.NIA	OptumHealth Holdings, LLC	Ownership	100.000	UnitedHealth Group Incorporated	.NO	
		.00000	86-2955057				RightCare Solutions, Inc.	.DE	.NIA	Curaspan Health Group, Inc.	Ownership	100.000	UnitedHealth Group Incorporated	.NO	
		.00000	45-2515438				River Valley ASC, LLC	.CT	.NIA	SCA-River Valley, LLC	Ownership	58.610	UnitedHealth Group Incorporated	.NO	.2
							Riverside Community Healthplan Medical Group, Inc.	.CA	.NIA	NAMM Medical Group Holdings, Inc.	Ownership	100.000	UnitedHealth Group Incorporated	.NO	.1
		.00000	33-0055097				Riverside Corporate Wellness, LLC	.WI	.NIA	United HealthCare Services, Inc.	Ownership	50.000	UnitedHealth Group Incorporated	.NO	
							Riverside Electronic Healthcare Resources, Inc.			Riverside Community Healthplan Medical Group, Inc.	Ownership	100.000	UnitedHealth Group Incorporated	.NO	.1
		.00000	20-3420379				Riverside Medical Management, LLC	.DE	.NIA	ProHEALTH Medical Management, LLC	Ownership	100.000	UnitedHealth Group Incorporated	.NO	
		.00000	32-0500242				Riverside Surgical Center of Meadowlands, LLC								
		.00000	83-2735771					.NJ	.NIA	SCA-Riverside Partners, LLC	Ownership	72.000	UnitedHealth Group Incorporated	.NO	
		.00000	83-2722082				Riverside Surgical Center of Newark, LLC	.NJ	.NIA	SCA-Riverside Partners, LLC	Ownership	99.000	UnitedHealth Group Incorporated	.NO	
		.00000	83-2722082				Riverside Surgical Center of Newark, LLC	.NJ	.NIA	Endoscopy Center Affiliates, Inc.	Ownership	1.000	UnitedHealth Group Incorporated	.NO	
		.00000	86-0857176				Robert B. McBeath, M.D. II, P.C.	.NV	.NIA	Physician(s) Owned	Influence	0.000	UnitedHealth Group Incorporated	.NO	.1
		.00000	46-2662506				Robert B. McBeath, M.D. III, P.C.	.NV	.NIA	Robert B. McBeath, M.D. II, P.C.	Ownership	100.000	UnitedHealth Group Incorporated	.NO	.1
							Robert B. McBeath, M.D., Professional Corporation								
		.00000	88-0310956					.NV	.NIA	Physician(s) Owned	Influence	0.000	UnitedHealth Group Incorporated	.NO	.1
		.00000	04-3713185				Rockville Eye Surgery Center, LLC	.MD	.NIA	SCA Palisades Holdings, LLC	Ownership	69.715	UnitedHealth Group Incorporated	.NO	
							Rocky Mountain Health Maintenance Organization, Incorporated	.CO	.IA	United HealthCare Services, Inc.	Ownership	100.000	UnitedHealth Group Incorporated	.NO	
.0707	UnitedHealth Group Incorporated	.95482	84-0614905				Rush Oak Brook Surgery Center, LLC	.IL	.NIA	SCA Rush Oak Brook Holdings, LLC	Ownership	10.000	UnitedHealth Group Incorporated	.NO	.2
		.00000	37-1832312							Esho – Empresa de Serviços Hospitalares S.A.	Ownership	100.000	UnitedHealth Group Incorporated	.NO	
		.00000	77-0398259				RX Ricardo Campos Ltda.	.BRA	.NIA	Physician(s) Owned	Influence	0.000	UnitedHealth Group Incorporated	.NO	.1
		.00000	83-0521940				Saad A. Shakir, M.D., Inc.	.CA	.NIA	Physician(s) Owned	Influence	0.000	UnitedHealth Group Incorporated	.NO	.1
							Sacred Heart ASC, LLC	.FL	.NIA	SVHS-SCA Florida JV, LLC	Ownership	61.125	UnitedHealth Group Incorporated	.NO	.2

SCHEDULE Y
PART 1A - DETAIL OF INSURANCE HOLDING COMPANY SYSTEM

1	2	3	4	5	6	7	8	9	10	11	12	13	14	15	16
Group Code	Group Name	NAIC Company Code	ID Number	Federal RSSD	CIK	Name of Securities Exchange if Publicly Traded (U.S. or International)	Names of Parent, Subsidiaries Or Affiliates	Domi-ciliary Location	Relation-ship to Reporting Entity	Directly Controlled by (Name of Entity/Person)	Type of Control (Ownership, Board, Management, Attorney-in-Fact, Influence, Other)	If Control is Owner-ship Provide Percen-tage	Ultimate Controlling Entity(ies)/Person(s)	Is an SCA Filing Re-quired? (Yes/No)	*
		.00000					Saden S.A.CHL	NIA.....	Clínica Dávila y Servicios Médicos S.p.A.	Ownership.....	0.077	UnitedHealth Group IncorporatedNO.....	
		.00000					Saden S.A.CHL	NIA.....	Banmédica S.A.	Ownership.....	99.923	UnitedHealth Group IncorporatedNO.....	
		.00000	85-2734753				Salem JV Holdings, LLCDE	NIA.....	Surgicare of Salem, LLC	Ownership.....	51.000	UnitedHealth Group IncorporatedNO.....	
		.00000	74-2462470				Salem Surgery Center, LLCOR	NIA.....	Salem JV Holdings, LLC	Ownership.....	51.000	UnitedHealth Group IncorporatedNO.....	
		.00000	45-2219585				Salveo Specialty Pharmacy, Inc.DE	NIA.....	OptumRx Administrative Services, LLC	Ownership.....	100.000	UnitedHealth Group IncorporatedNO.....	
		.00000					San Bernardino Medical Group, Inc.CA	NIA.....	NAMM Medical Group Holdings, Inc.	Ownership.....	100.000	UnitedHealth Group IncorporatedNO.....	1
		.00000	77-0322251				San Diego Endoscopy CenterCA	NIA.....	Endoscopy Center Affiliates, Inc.	Ownership.....	35.000	UnitedHealth Group IncorporatedNO.....	2
		.00000	27-3787593				Sand Lake SurgiCenter, LLCFL	NIA.....	SCA-Sand Lake, LLC	Ownership.....	51.455	UnitedHealth Group IncorporatedNO.....	
		.00000	27-3787593				Sand Lake SurgiCenter, LLCFL	NIA.....	SC Affiliates, LLC	Ownership.....	5.363	UnitedHealth Group IncorporatedNO.....	
		.00000	91-2127820				Santa Cruz Endoscopy Center, LLCCA	NIA.....	SCA Pacific Holdings, Inc.	Ownership.....	50.000	UnitedHealth Group IncorporatedNO.....	
		.00000					Santa Helena Assistência Médica S.A.BRA	NIA.....	Elual Participações S.A.	Ownership.....	15.522	UnitedHealth Group IncorporatedNO.....	
		.00000					Santa Helena Assistência Médica S.A.BRA	NIA.....	Amil Assistência Médica Internacional S.A.	Ownership.....	84.478	UnitedHealth Group IncorporatedNO.....	
		.00000					Santos Administração e Participações S.A.BRA	NIA.....	Amil Assistência Médica Internacional S.A.	Ownership.....	100.000	UnitedHealth Group IncorporatedNO.....	
		.00000	85-1941832				Sanvello Behavioral Health Services of Michigan, P.C.DE	NIA.....	Physician(s) Owned	Influence.....	0.000	UnitedHealth Group IncorporatedNO.....	1
		.00000	85-0666386				Sanvello Behavioral Health Services of New Jersey, P.C.NJ	NIA.....	Physician(s) Owned	Influence.....	0.000	UnitedHealth Group IncorporatedNO.....	1
		.00000	85-1959641				Sanvello Behavioral Health Services of North Carolina, P.C.NC	NIA.....	Physician(s) Owned	Influence.....	0.000	UnitedHealth Group IncorporatedNO.....	1
		.00000	84-3152209				Sanvello Behavioral Health Services of Texas, P.A.TX	NIA.....	Physician(s) Owned	Influence.....	0.000	UnitedHealth Group IncorporatedNO.....	1
		.00000	84-1754732				Sanvello Behavioral Health Services, P.A.DE	NIA.....	Physician(s) Owned	Influence.....	0.000	UnitedHealth Group IncorporatedNO.....	1
		.00000	83-3057919				Sanvello Health Holdings, LLCDE	NIA.....	OptumHealth Holdings, LLC	Ownership.....	100.000	UnitedHealth Group IncorporatedNO.....	
		.00000	47-1920345				SanumHealth Inc.DE	NIA.....	OptumHealth Holdings, LLC	Ownership.....	14.750	UnitedHealth Group IncorporatedNO.....	
		.00000					Sanvello Health LimitedGBR	NIA.....	Sanvello Health Inc.	Ownership.....	100.000	UnitedHealth Group IncorporatedNO.....	
		.00000					Saris Counseling, LLCWI	NIA.....	Refresh Evolve, LLC	Ownership.....	100.000	UnitedHealth Group IncorporatedNO.....	1
		.00000	62-1149229				SC Affiliates, LLCDE	NIA.....	Surgical Care Affiliates, LLC	Ownership.....	100.000	UnitedHealth Group IncorporatedNO.....	
		.00000	86-1452226				SCA ANH JV Holdings, LLCDE	NIA.....	SCA ESSC Holdings, LLC	Ownership.....	51.000	UnitedHealth Group IncorporatedNO.....	
		.00000	92-0080881				SCA Alaska Surgery Center, Inc.AK	NIA.....	SC Affiliates, LLC	Ownership.....	100.000	UnitedHealth Group IncorporatedNO.....	
		.00000	47-5537316				SCA Athens, LLCDE	NIA.....	SC Affiliates, LLC	Ownership.....	100.000	UnitedHealth Group IncorporatedNO.....	
		.00000	47-5014406				SCA Austin Holdings, LLCDE	NIA.....	SC Affiliates, LLC	Ownership.....	100.000	UnitedHealth Group IncorporatedNO.....	
		.00000	47-5051685				SCA Austin Medical Center Holdings, LLCDE	NIA.....	SCA Austin Holdings, LLC	Ownership.....	100.000	UnitedHealth Group IncorporatedNO.....	
		.00000	87-2651443				SCA Aventura Holdings, LLCDE	NIA.....	SC Affiliates, LLC	Ownership.....	96.078	UnitedHealth Group IncorporatedNO.....	
		.00000	85-2723465				SCA Bloomfield Holdings, LLCDE	NIA.....	SC Affiliates, LLC	Ownership.....	100.000	UnitedHealth Group IncorporatedNO.....	
		.00000	45-4230864				SCA BOSC Holdings, LLCDE	NIA.....	SC Affiliates, LLC	Ownership.....	25.000	UnitedHealth Group IncorporatedNO.....	
		.00000	45-4230864				SCA BOSC Holdings, LLCDE	NIA.....	SunSurgery, LLC	Ownership.....	25.000	UnitedHealth Group IncorporatedNO.....	
		.00000	45-4230864				SCA BOSC Holdings, LLCDE	NIA.....	Surgery Center Holding, LLC	Ownership.....	25.000	UnitedHealth Group IncorporatedNO.....	
		.00000	45-4230864				SCA BOSC Holdings, LLCDE	NIA.....	National Surgery Centers, LLC	Ownership.....	25.000	UnitedHealth Group IncorporatedNO.....	
		.00000	47-5030792				SCA Cedar Park Holdings, LLCDE	NIA.....	SCA Austin Holdings, LLC	Ownership.....	100.000	UnitedHealth Group IncorporatedNO.....	
		.00000	84-4338108				SCA Clifton, LLCDE	NIA.....	SC Affiliates, LLC	Ownership.....	100.000	UnitedHealth Group IncorporatedNO.....	
		.00000	87-2738960				SCA Colorado Springs Holdings, LLCDE	NIA.....	SC Affiliates, LLC	Ownership.....	100.000	UnitedHealth Group IncorporatedNO.....	
		.00000	85-4043847				SCA Cottonwood Holdings, LLCDE	NIA.....	SC Affiliates, LLC	Ownership.....	100.000	UnitedHealth Group IncorporatedNO.....	
		.00000	04-3170801				SCA Danbury Surgical Center, LLCDE	NIA.....	SunSurgery, LLC	Ownership.....	52.068	UnitedHealth Group IncorporatedNO.....	
		.00000	85-2019401				SCA Denver Holdings, LLCDE	NIA.....	SC Affiliates, LLC	Ownership.....	100.000	UnitedHealth Group IncorporatedNO.....	
		.00000	62-1535981				SCA Development, LLCDE	NIA.....	SC Affiliates, LLC	Ownership.....	100.000	UnitedHealth Group IncorporatedNO.....	
		.00000	85-3450755				SCA Duluth Holdings, LLCDE	NIA.....	SC Affiliates, LLC	Ownership.....	100.000	UnitedHealth Group IncorporatedNO.....	
		.00000	86-1889923				SCA Duncanville Holdings, LLCDE	NIA.....	SC Affiliates, LLC	Ownership.....	100.000	UnitedHealth Group IncorporatedNO.....	
		.00000	86-1855507				SCA Duncanville MSO, LLCTX	NIA.....	SCA Duncanville Holdings, LLC	Ownership.....	51.000	UnitedHealth Group IncorporatedNO.....	
		.00000	88-3055298				SCA East Bay Holdings, LLCDE	NIA.....	SC Affiliates, LLC	Ownership.....	100.000	UnitedHealth Group IncorporatedNO.....	
		.00000					SCA eCode Solutions Private LimitedIND	NIA.....	eCode Solutions, LLC	Ownership.....	100.000	UnitedHealth Group IncorporatedNO.....	
		.00000	86-3781364				SCA Englewood Holdings, LLCDE	NIA.....	SC Affiliates, LLC	Ownership.....	100.000	UnitedHealth Group IncorporatedNO.....	
		.00000	86-1452517				SCA ESSC Holdings, LLCDE	NIA.....	SC Affiliates, LLC	Ownership.....	100.000	UnitedHealth Group IncorporatedNO.....	

STATEMENT AS OF JUNE 30, 2022 OF THE Optum Insurance of Ohio, Inc.

SCHEDULE Y
PART 1A - DETAIL OF INSURANCE HOLDING COMPANY SYSTEM

1	2	3	4	5	6	7	8	9	10	11	12	13	14	15	16
Group Code	Group Name	NAIC Company Code	ID Number	Federal RSSD	CIK	Name of Securities Exchange if Publicly Traded (U.S. or International)	Names of Parent, Subsidiaries Or Affiliates	Domi-ciliary Location	Relation-ship to Reporting Entity	Directly Controlled by (Name of Entity/Person)	Type of Control (Ownership, Board, Management, Attorney-in-Fact, Influence, Other)	If Control is Owner-ship Provide Percen-tage	Ultimate Controlling Entity(ies)/Person(s)	Is an SCA Filing Re-quired? (Yes/No)	*
		.00000	85-2064446				SCA Global One Holdings, LLC	DE	NIA	SC Affiliates, LLC	Ownership	100.000	UnitedHealth Group Incorporated	NO	
		.00000	85-3472510				SCA Greenway Holdings, LLC	DE	NIA	SC Affiliates, LLC	Ownership	49.000	UnitedHealth Group Incorporated	NO	2
		.00000	85-4003008				SCA Grove Creek Holdings, LLC	DE	NIA	SC Affiliates, LLC	Ownership	100.000	UnitedHealth Group Incorporated	NO	
		.00000	85-2734387				SCA Guilford Holdings, LLC	DE	NIA	SC Affiliates, LLC	Ownership	100.000	UnitedHealth Group Incorporated	NO	
		.00000	47-5064834				SCA Hays Holdings, LLC	DE	NIA	SCA Austin Holdings, LLC	Ownership	100.000	UnitedHealth Group Incorporated	NO	
		.00000	87-2408829				SCA Health Value Enterprise, LLC	DE	NIA	SC Affiliates, LLC	Ownership	100.000	UnitedHealth Group Incorporated	NO	
		.00000					SCA Health, LLC	DE	NIA	SC Affiliates, LLC	Ownership	100.000	UnitedHealth Group Incorporated	NO	
		.00000	83-2735871				SCA Heartland Holdings, LLC	DE	NIA	SC Affiliates, LLC	Ownership	100.000	UnitedHealth Group Incorporated	NO	
		.00000	86-1735298				SCA High Point Holdings, LLC	DE	NIA	SC Affiliates, LLC	Ownership	100.000	UnitedHealth Group Incorporated	NO	
		.00000	36-4869243				SCA HoldCo, Inc.	DE	NIA	Collaborative Care Holdings, LLC	Ownership	100.000	UnitedHealth Group Incorporated	NO	
		.00000	27-1664837				SCA Holding Company, Inc.	DE	NIA	SCA Surgery Holdings, LLC	Ownership	100.000	UnitedHealth Group Incorporated	NO	
		.00000	47-1256943				SCA Holdings, Inc.	CA	NIA	National Surgery Centers, LLC	Ownership	100.000	UnitedHealth Group Incorporated	NO	
		.00000	45-4240475				SCA IEC Holdings, LLC	DE	NIA	SC Affiliates, LLC	Ownership	25.000	UnitedHealth Group Incorporated	NO	
		.00000	45-4240475				SCA IEC Holdings, LLC	DE	NIA	SunSurgery, LLC	Ownership	25.000	UnitedHealth Group Incorporated	NO	
		.00000	45-4240475				SCA IEC Holdings, LLC	DE	NIA	Surgery Center Holding, LLC	Ownership	25.000	UnitedHealth Group Incorporated	NO	
		.00000	45-4240475				SCA IEC Holdings, LLC	DE	NIA	National Surgery Centers, LLC	Ownership	25.000	UnitedHealth Group Incorporated	NO	
		.00000	45-2684108				SCA Indiana Holdings, LLC	DE	NIA	SC Affiliates, LLC	Ownership	25.000	UnitedHealth Group Incorporated	NO	
		.00000	45-2684108				SCA Indiana Holdings, LLC	DE	NIA	SunSurgery, LLC	Ownership	25.000	UnitedHealth Group Incorporated	NO	
		.00000	45-2684108				SCA Indiana Holdings, LLC	DE	NIA	Surgery Center Holding, LLC	Ownership	25.000	UnitedHealth Group Incorporated	NO	
		.00000	45-2684108				SCA Indiana Holdings, LLC	DE	NIA	National Surgery Centers, LLC	Ownership	25.000	UnitedHealth Group Incorporated	NO	
		.00000	85-2044403				SCA Lutheran Holdings, LLC	DE	NIA	SC Affiliates, LLC	Ownership	100.000	UnitedHealth Group Incorporated	NO	
		.00000	85-3425387				SCA Maple Grove Holdings, LLC	DE	NIA	SC Affiliates, LLC	Ownership	49.000	UnitedHealth Group Incorporated	NO	2
		.00000	85-2302375				SCA Mohawk Holdings, LLC	DE	NIA	SC Affiliates, LLC	Ownership	100.000	UnitedHealth Group Incorporated	NO	
		.00000	87-3300578				SCA Murrells Inlet, LLC	DE	NIA	SC Affiliates, LLC	Ownership	100.000	UnitedHealth Group Incorporated	NO	
		.00000	85-4043674				SCA Northern Utah Holdings, LLC	DE	NIA	SC Affiliates, LLC	Ownership	100.000	UnitedHealth Group Incorporated	NO	
		.00000	85-2527319				SCA Northwest Holdings, LLC	DE	NIA	SC Affiliates, LLC	Ownership	100.000	UnitedHealth Group Incorporated	NO	
		.00000	85-2065454				SCA Outside New Jersey, LLC	DE	NIA	SC Affiliates, LLC	Ownership	100.000	UnitedHealth Group Incorporated	NO	
		.00000	27-1707364				SCA Pacific Holdings, Inc.	CA	NIA	SC Affiliates, LLC	Ownership	100.000	UnitedHealth Group Incorporated	NO	
		.00000	87-2926385				SCA Pacific Surgery Holdings, LLC	DE	NIA	SC Affiliates, LLC	Ownership	100.000	UnitedHealth Group Incorporated	NO	
		.00000	85-1370857				SCA Palisades Holdings, LLC	DE	NIA	SC Affiliates, LLC	Ownership	100.000	UnitedHealth Group Incorporated	NO	
		.00000	46-1686425				SCA Pennsylvania Holdings, LLC	DE	NIA	Surgery Center Holding, LLC	Ownership	100.000	UnitedHealth Group Incorporated	NO	
		.00000	85-0817999				SCA Pinnacle Holdings, LLC	DE	NIA	SC Affiliates, LLC	Ownership	100.000	UnitedHealth Group Incorporated	NO	
		.00000					SCA Premier Surgery Center of Louisville, LLC	DE	NIA	SC Affiliates, LLC	Ownership	100.000	UnitedHealth Group Incorporated	NO	
		.00000					SCA Providence Holdings, LLC	DE	NIA	SC Affiliates, LLC	Ownership	100.000	UnitedHealth Group Incorporated	NO	
		.00000	81-5211225				SCA Rockledge JV, LLC	DE	NIA	SCA-Merritt, LLC	Ownership	94.874	UnitedHealth Group Incorporated	NO	
		.00000	81-5211225				SCA Rockledge JV, LLC	DE	NIA	Endoscopy Center Affiliates, Inc.	Ownership	1.000	UnitedHealth Group Incorporated	NO	
		.00000	45-4252645				SCA ROCS Holdings, LLC	DE	NIA	Surgery Center Holding, LLC	Ownership	25.000	UnitedHealth Group Incorporated	NO	
		.00000	45-4252645				SCA ROCS Holdings, LLC	DE	NIA	SunSurgery, LLC	Ownership	25.000	UnitedHealth Group Incorporated	NO	
		.00000	45-4252645				SCA ROCS Holdings, LLC	DE	NIA	National Surgery Centers, LLC	Ownership	25.000	UnitedHealth Group Incorporated	NO	
		.00000	45-4252645				SCA ROCS Holdings, LLC	DE	NIA	SC Affiliates, LLC	Ownership	25.000	UnitedHealth Group Incorporated	NO	
		.00000	87-4302841				SCA Rush Oak Brook Holdings, LLC	DE	NIA	SC Affiliates, LLC	Ownership	100.000	UnitedHealth Group Incorporated	NO	
		.00000	84-3689385				SCA Sage Medical MSO, LLC	DE	NIA	SCA Sage Medical, LLC	Ownership	26.000	UnitedHealth Group Incorporated	NO	2
		.00000	84-3673924				SCA Sage Medical, LLC	DE	NIA	SC Affiliates, LLC	Ownership	100.000	UnitedHealth Group Incorporated	NO	
		.00000	85-2811475				SCA San Diego Holdings, LLC	DE	NIA	SCA-San Diego, Inc.	Ownership	100.000	UnitedHealth Group Incorporated	NO	
		.00000	85-2235871				SCA Skyway Holdings, LLC	DE	NIA	SC Affiliates, LLC	Ownership	100.000	UnitedHealth Group Incorporated	NO	
		.00000	85-4002809				SCA South Ogden Holdings, LLC	DE	NIA	SC Affiliates, LLC	Ownership	100.000	UnitedHealth Group Incorporated	NO	
		.00000	47-4928368				SCA Southwestern PA, LLC	DE	NIA	SC Affiliates, LLC	Ownership	100.000	UnitedHealth Group Incorporated	NO	
		.00000	47-3165040				SCA Specialists of Florida, LLC	DE	NIA	SCA Surgery Holdings, LLC	Ownership	100.000	UnitedHealth Group Incorporated	NO	
		.00000	85-2786147				SCA Specialty Holdings of Connecticut, LLC	DE	NIA	SC Affiliates, LLC	Ownership	100.000	UnitedHealth Group Incorporated	NO	
		.00000	45-4266502				SCA SSSC Holdings, LLC	DE	NIA	SC Affiliates, LLC	Ownership	25.000	UnitedHealth Group Incorporated	NO	
		.00000	45-4266502				SCA SSSC Holdings, LLC	DE	NIA	Surgery Center Holding, LLC	Ownership	25.000	UnitedHealth Group Incorporated	NO	
		.00000	45-4266502				SCA SSSC Holdings, LLC	DE	NIA	National Surgery Centers, LLC	Ownership	25.000	UnitedHealth Group Incorporated	NO	
		.00000	45-4266502				SCA SSSC Holdings, LLC	DE	NIA	SunSurgery, LLC	Ownership	25.000	UnitedHealth Group Incorporated	NO	

SCHEDULE Y
PART 1A - DETAIL OF INSURANCE HOLDING COMPANY SYSTEM

1	2	3	4	5	6	7	8	9	10	11	12	13	14	15	16
Group Code	Group Name	NAIC Company Code	ID Number	Federal RSSD	CIK	Name of Securities Exchange if Publicly Traded (U.S. or International)	Names of Parent, Subsidiaries Or Affiliates	Domi-ciliary Location	Relation-ship to Reporting Entity	Directly Controlled by (Name of Entity/Person)	Type of Control (Ownership, Board, Management, Attorney-in-Fact, Influence, Other)	If Control is Owner-ship Provide Percen-tage	Ultimate Controlling Entity(ies)/Person(s)	Is an SCA Filing Re-quired? (Yes/No)	*
		.00000	47-5038680				SCA Stonegate Holdings, LLC	DE	NIA	SCA Austin Holdings, LLC	Ownership	100.000	UnitedHealth Group Incorporated	.NO.	
		.00000	26-2602268				SCA Surgery Holdings, LLC	DE	NIA	Surgical Care Affiliates, LLC	Ownership	100.000	UnitedHealth Group Incorporated	.NO.	
		.00000	75-2501088				SCA Surgicare of Laguna Hills, LLC	DE	NIA	Surgery Center Holding, LLC	Ownership	100.000	UnitedHealth Group Incorporated	.NO.	
		.00000	85-3263993				SCA West Health Holdings, LLC	DE	NIA	SC Affiliates, LLC	Ownership	100.000	UnitedHealth Group Incorporated	.NO.	
		.00000	85-4150186				SCA Westgreen Holdings, LLC	DE	NIA	SC Affiliates, LLC	Ownership	68.628	UnitedHealth Group Incorporated	.NO.	
		.00000	85-3491574				SCA Woodbury Holdings, LLC	DE	NIA	SC Affiliates, LLC	Ownership	49.000	UnitedHealth Group Incorporated	.NO.	2
		.00000	74-2555097				SCA-Albuquerque Surgery Properties, Inc.	NM	NIA	SC Affiliates, LLC	Ownership	100.000	UnitedHealth Group Incorporated	.NO.	
		.00000	47-1807383				SCA-Alliance, LLC	DE	NIA	SCA Surgery Holdings, LLC	Ownership	51.000	UnitedHealth Group Incorporated	.NO.	
		.00000	82-4763869				SCA-Anne Arundel, LLC	DE	NIA	SC Affiliates, LLC	Ownership	100.000	UnitedHealth Group Incorporated	.NO.	
		.00000	83-2703057				SCA-AppleCare Partners, LLC	DE	NIA	SCA-Downey, LLC	Ownership	69.999	UnitedHealth Group Incorporated	.NO.	
		.00000	82-3857984				SCA-Bethesda, LLC	DE	NIA	SC Affiliates, LLC	Ownership	52.254	UnitedHealth Group Incorporated	.NO.	
		.00000	62-1530120				SCA-Blue Ridge, LLC	DE	NIA	SC Affiliates, LLC	Ownership	100.000	UnitedHealth Group Incorporated	.NO.	
		.00000	83-1529292				SCA-Bonita Springs, LLC	DE	NIA	SC Affiliates, LLC	Ownership	63.725	UnitedHealth Group Incorporated	.NO.	
		.00000	82-1980137				SCA-Brandon, LLC	DE	NIA	SC Affiliates, LLC	Ownership	100.000	UnitedHealth Group Incorporated	.NO.	
		.00000	83-1094012				SCA-Castle Rock, LLC	DE	NIA	SC Affiliates, LLC	Ownership	68.736	UnitedHealth Group Incorporated	.NO.	
		.00000	47-1535510				SCA-Central Florida, LLC	DE	NIA	SC Affiliates, LLC	Ownership	51.000	UnitedHealth Group Incorporated	.NO.	
		.00000	58-1709758				SCA-Charleston, LLC	DE	NIA	SCA Surgery Holdings, LLC	Ownership	100.000	UnitedHealth Group Incorporated	.NO.	
		.00000	82-4511713				SCA-Chatham, LLC	DE	NIA	SC Affiliates, LLC	Ownership	100.000	UnitedHealth Group Incorporated	.NO.	
		.00000	81-3301058				SCA-Chevy Chase, LLC	DE	NIA	SC Affiliates, LLC	Ownership	100.000	UnitedHealth Group Incorporated	.NO.	
		.00000	62-1516306				SCA-Citrus, Inc.	TN	NIA	SC Affiliates, LLC	Ownership	100.000	UnitedHealth Group Incorporated	.NO.	
		.00000	83-1541326				SCA-Colonial Partners, LLC	DE	NIA	SCA-Ft. Myers, LLC	Ownership	69.698	UnitedHealth Group Incorporated	.NO.	
		.00000	93-1047471				SCA-Colorado Springs, LLC	DE	NIA	SC Affiliates, LLC	Ownership	100.000	UnitedHealth Group Incorporated	.NO.	
		.00000	83-1585952				SCA-Connecticut Partners, LLC	DE	NIA	SunSurgery, LLC	Ownership	29.410	UnitedHealth Group Incorporated	.NO.	2
		.00000	47-4028383				SCA-Davenport, LLC	DE	NIA	SC Affiliates, LLC	Ownership	100.000	UnitedHealth Group Incorporated	.NO.	
		.00000	84-2003112				SCA-Denver Physicians Holdings, LLC	DE	NIA	SCA-Denver, LLC	Ownership	51.000	UnitedHealth Group Incorporated	.NO.	
		.00000	84-2997638				SCA-Denver, LLC	DE	NIA	SC Affiliates, LLC	Ownership	100.000	UnitedHealth Group Incorporated	.NO.	
		.00000	82-1470227				SCA-Derry, LLC	DE	NIA	SC Affiliates, LLC	Ownership	78.873	UnitedHealth Group Incorporated	.NO.	
		.00000	81-3734814				SCA-Doral, LLC	DE	NIA	SC Affiliates, LLC	Ownership	100.000	UnitedHealth Group Incorporated	.NO.	
		.00000	83-3055579				SCA-Downey, LLC	DE	NIA	SC Affiliates, LLC	Ownership	100.000	UnitedHealth Group Incorporated	.NO.	
		.00000	83-1093886				SCA-Dry Creek, LLC	DE	NIA	SC Affiliates, LLC	Ownership	100.000	UnitedHealth Group Incorporated	.NO.	
		.00000	81-1594261				SCA-Dublin, LLC	DE	NIA	SC Affiliates, LLC	Ownership	100.000	UnitedHealth Group Incorporated	.NO.	
		.00000	81-3301305				SCA-Encinitas, Inc.	DE	NIA	Surgical Health, LLC	Ownership	100.000	UnitedHealth Group Incorporated	.NO.	
		.00000	62-1541235				SCA-Eugene, Inc.	TN	NIA	SC Affiliates, LLC	Ownership	100.000	UnitedHealth Group Incorporated	.NO.	
		.00000	83-2805878				SCA-First Coast, LLC	DE	NIA	SC Affiliates, LLC	Ownership	100.000	UnitedHealth Group Incorporated	.NO.	
		.00000	62-1551099				SCA-Florence, LLC	DE	NIA	SC Affiliates, LLC	Ownership	100.000	UnitedHealth Group Incorporated	.NO.	
		.00000	93-1067967				SCA-Fort Collins, Inc.	CO	NIA	SC Affiliates, LLC	Ownership	100.000	UnitedHealth Group Incorporated	.NO.	
		.00000	62-1502719				SCA-Fort Walton, Inc.	TN	NIA	SC Affiliates, LLC	Ownership	100.000	UnitedHealth Group Incorporated	.NO.	
		.00000	47-3641516				SCA-Franklin, LLC	DE	NIA	SC Affiliates, LLC	Ownership	100.000	UnitedHealth Group Incorporated	.NO.	
		.00000	81-2727879				SCA-Frederick, LLC	DE	NIA	SC Affiliates, LLC	Ownership	100.000	UnitedHealth Group Incorporated	.NO.	
		.00000	82-3535257				SCA-Freeway Holdings, LLC	DE	NIA	SC Affiliates, LLC	Ownership	100.000	UnitedHealth Group Incorporated	.NO.	
		.00000	36-4907566				SCA-Ft. Myers, LLC	DE	NIA	SC Affiliates, LLC	Ownership	100.000	UnitedHealth Group Incorporated	.NO.	
		.00000	62-1547690				SCA-Gainesville, LLC	DE	NIA	SC Affiliates, LLC	Ownership	100.000	UnitedHealth Group Incorporated	.NO.	
		.00000	81-1956407				SCA-Gladiolus, LLC	DE	NIA	SC Affiliates, LLC	Ownership	95.371	UnitedHealth Group Incorporated	.NO.	
		.00000	83-4156034				SCA-Glenwood Holdings, LLC	DE	NIA	Glenwood-SC, Inc.	Ownership	72.396	UnitedHealth Group Incorporated	.NO.	
		.00000	82-1438326				SCA-Grants Pass, LLC	DE	NIA	SC Affiliates, LLC	Ownership	100.000	UnitedHealth Group Incorporated	.NO.	
		.00000	81-2376695				SCA-Grove Place, LLC	DE	NIA	SC Affiliates, LLC	Ownership	69.833	UnitedHealth Group Incorporated	.NO.	
		.00000	47-3466283				SCA-Hagerstown, LLC	DE	NIA	SC Affiliates, LLC	Ownership	100.000	UnitedHealth Group Incorporated	.NO.	
		.00000	47-5229514				SCA-Hilton Head, LLC	DE	NIA	SC Affiliates, LLC	Ownership	100.000	UnitedHealth Group Incorporated	.NO.	
		.00000	62-1506650				SCA-Honolulu, LLC	DE	NIA	SC Affiliates, LLC	Ownership	100.000	UnitedHealth Group Incorporated	.NO.	
		.00000	81-3445356				SCA-Houston Executive, LLC	DE	NIA	SC Affiliates, LLC	Ownership	100.000	UnitedHealth Group Incorporated	.NO.	
		.00000	81-1666861				SCA-Illinois, LLC	DE	NIA	SCA Surgery Holdings, LLC	Ownership	100.000	UnitedHealth Group Incorporated	.NO.	
		.00000	47-3930052				SCA-IT Holdings, LLC	DE	NIA	SC Affiliates, LLC	Ownership	100.000	UnitedHealth Group Incorporated	.NO.	
		.00000	83-3090526				SCA-JPM Holdings, LLC	DE	NIA	SC Affiliates, LLC	Ownership	100.000	UnitedHealth Group Incorporated	.NO.	
		.00000	83-1102109				SCA-Kissing Camels Holdings, LLC	DE	NIA	SCA Surgery Holdings, LLC	Ownership	100.000	UnitedHealth Group Incorporated	.NO.	

SCHEDULE Y
PART 1A - DETAIL OF INSURANCE HOLDING COMPANY SYSTEM

1	2	3	4	5	6	7	8	9	10	11	12	13	14	15	16
Group Code	Group Name	NAIC Company Code	ID Number	Federal RSSD	CIK	Name of Securities Exchange if Publicly Traded (U.S. or International)	Names of Parent, Subsidiaries Or Affiliates	Domi-ciliary Location	Relation-ship to Reporting Entity	Directly Controlled by (Name of Entity/Person)	Type of Control (Ownership, Board, Management, Attorney-in-Fact, Influence, Other)	If Control is Owner-ship Provide Percen-tage	Ultimate Controlling Entity(ies)/Person(s)	Is an SCA Filing Re-quired? (Yes/No)	*
		.00000	81-4292506				SCA-Main Street, LLC	DE	NIA	SC Affiliates, LLC	Ownership	29.575	UnitedHealth Group Incorporated	.NO.	2
		.00000	47-1751165				SCA-Marina del Rey, LLC	CA	NIA	SC Affiliates, LLC	Ownership	100.000	UnitedHealth Group Incorporated	.NO.	
		.00000	81-1367813				SCA-MC VBP, Inc.	DE	NIA	SC Affiliates, LLC	Ownership	100.000	UnitedHealth Group Incorporated	.NO.	
		.00000	62-1184188				SCA-Mecklenburg Development Corp.	NC	NIA	SC Affiliates, LLC	Ownership	100.000	UnitedHealth Group Incorporated	.NO.	
		.00000	81-4616104				SCA-Memorial City, LLC	DE	NIA	SC Affiliates, LLC	Ownership	100.000	UnitedHealth Group Incorporated	.NO.	
		.00000	83-3709010				SCA-Memorial, LLC	DE	NIA	SC Affiliates, LLC	Ownership	100.000	UnitedHealth Group Incorporated	.NO.	
		.00000	81-1771410				SCA-Merritt, LLC	DE	NIA	SC Affiliates, LLC	Ownership	100.000	UnitedHealth Group Incorporated	.NO.	
		.00000	82-2455773				SCA-Midlands, LLC	DE	NIA	SC Affiliates, LLC	Ownership	100.000	UnitedHealth Group Incorporated	.NO.	
		.00000	81-2976543				SCA-Midway Management, LLC	IL	NIA	SC Affiliates, LLC	Ownership	100.000	UnitedHealth Group Incorporated	.NO.	
		.00000	80-0070617				SCA-Mobile, LLC	DE	NIA	SC Affiliates, LLC	Ownership	100.000	UnitedHealth Group Incorporated	.NO.	
		.00000	81-1065674				SCA-Mokena, LLC	DE	NIA	SC Affiliates, LLC	Ownership	100.000	UnitedHealth Group Incorporated	.NO.	
		.00000					SCA-Morris Avenue, LLC	DE	NIA	SC Affiliates, LLC	Ownership	100.000	UnitedHealth Group Incorporated	.NO.	
		.00000	84-4936803				SCA-Morris County, LLC	DE	NIA	SC Affiliates, LLC	Ownership	100.000	UnitedHealth Group Incorporated	.NO.	
		.00000	62-1506655				SCA-Mt. Pleasant, LLC	DE	NIA	SC Affiliates, LLC	Ownership	100.000	UnitedHealth Group Incorporated	.NO.	
		.00000	81-2850365				SCA-Naperville, LLC	DE	NIA	SC Affiliates, LLC	Ownership	100.000	UnitedHealth Group Incorporated	.NO.	
		.00000	82-3002171				SCA-Naples, LLC	DE	NIA	SC Affiliates, LLC	Ownership	100.000	UnitedHealth Group Incorporated	.NO.	
		.00000	47-4418919				SCA-New Jersey, LLC	DE	NIA	SC Affiliates, LLC	Ownership	100.000	UnitedHealth Group Incorporated	.NO.	
		.00000	47-1760663				SCA-Newport Beach, LLC	CA	NIA	SC Affiliates, LLC	Ownership	100.000	UnitedHealth Group Incorporated	.NO.	
		.00000	81-3445510				SCA-Palm Beach MSO Holdings, LLC	DE	NIA	SunSurgery, LLC	Ownership	100.000	UnitedHealth Group Incorporated	.NO.	
		.00000	82-3050836				SCA-Palm Beach, LLC	DE	NIA	SC Affiliates, LLC	Ownership	100.000	UnitedHealth Group Incorporated	.NO.	
		.00000	84-3367495				SCA-Panama City Holdings, LLC	DE	NIA	SC Affiliates, LLC	Ownership	100.000	UnitedHealth Group Incorporated	.NO.	
		.00000	62-1538850				SCA-Paoli, LLC	DE	NIA	SC Affiliates, LLC	Ownership	100.000	UnitedHealth Group Incorporated	.NO.	
		.00000	47-2785908				SCA-Phoenix, LLC	DE	NIA	SC Affiliates, LLC	Ownership	100.000	UnitedHealth Group Incorporated	.NO.	
		.00000	47-1620189				SCA-Pocono, LLC	DE	NIA	SC Affiliates, LLC	Ownership	100.000	UnitedHealth Group Incorporated	.NO.	
		.00000	81-4139195				SCA-Portland, LLC	DE	NIA	SC Affiliates, LLC	Ownership	100.000	UnitedHealth Group Incorporated	.NO.	
		.00000	83-4121074				SCA-Practice Partners Holdings, LLC	DE	NIA	SC Affiliates, LLC	Ownership	100.000	UnitedHealth Group Incorporated	.NO.	
		.00000	81-4304317				SCA-River Valley, LLC	DE	NIA	SC Affiliates, LLC	Ownership	29.410	UnitedHealth Group Incorporated	.NO.	2
		.00000	83-2111732				SCA-Riverside Partners, LLC	DE	NIA	SCA-Riverside, LLC	Ownership	51.000	UnitedHealth Group Incorporated	.NO.	
		.00000	83-2721919				SCA-Riverside, LLC	DE	NIA	SC Affiliates, LLC	Ownership	100.000	UnitedHealth Group Incorporated	.NO.	
		.00000	47-1647512				SCA-Rockville, LLC	DE	NIA	SC Affiliates, LLC	Ownership	100.000	UnitedHealth Group Incorporated	.NO.	
		.00000	85-0563422				SCA-Sacred Heart Holdings, LLC	DE	NIA	SC Affiliates, LLC	Ownership	100.000	UnitedHealth Group Incorporated	.NO.	
		.00000	81-2963561				SCA-San Diego, Inc.	DE	NIA	Surgical Health, LLC	Ownership	100.000	UnitedHealth Group Incorporated	.NO.	
		.00000	94-3138088				SCA-San Luis Obispo, LLC	DE	NIA	SC Affiliates, LLC	Ownership	100.000	UnitedHealth Group Incorporated	.NO.	
		.00000	47-1685878				SCA-Sand Lake, LLC	DE	NIA	SC Affiliates, LLC	Ownership	83.481	UnitedHealth Group Incorporated	.NO.	
		.00000	88-0185362				SCA-Santa Rosa, Inc.	NV	NIA	SC Affiliates, LLC	Ownership	100.000	UnitedHealth Group Incorporated	.NO.	
		.00000	81-3300613				SCA-Somerset, LLC	DE	NIA	SCA Surgery Holdings, LLC	Ownership	100.000	UnitedHealth Group Incorporated	.NO.	
		.00000	22-3117714				SCA-South Jersey, LLC	DE	NIA	Virtua-SCA Holdings, LLC	Ownership	100.000	UnitedHealth Group Incorporated	.NO.	2
		.00000	47-2676325				SCA-Sparta, LLC	DE	NIA	SC Affiliates, LLC	Ownership	100.000	UnitedHealth Group Incorporated	.NO.	
		.00000	82-4499088				SCA-Spartanburg Holdings, LLC	DE	NIA	SC Affiliates, LLC	Ownership	100.000	UnitedHealth Group Incorporated	.NO.	
		.00000	88-1844951				SCA-St. Cloud Holdings, LLC	DE	NIA	SC Affiliates, LLC	Ownership	100.000	UnitedHealth Group Incorporated	.NO.	
		.00000	84-4677051				SCA-St. Louis Holdings, LLC	DE	NIA	SC Affiliates, LLC	Ownership	100.000	UnitedHealth Group Incorporated	.NO.	
		.00000	47-4106989				SCA-St. Louis, LLC	DE	NIA	Surgical Health, LLC	Ownership	100.000	UnitedHealth Group Incorporated	.NO.	
		.00000	82-3270591				SCA-St. Lucie, LLC	DE	NIA	SC Affiliates, LLC	Ownership	100.000	UnitedHealth Group Incorporated	.NO.	
		.00000	81-4371453				SCA-Surgicare, LLC	DE	NIA	SC Affiliates, LLC	Ownership	100.000	UnitedHealth Group Incorporated	.NO.	
		.00000	81-2455241				SCA-SwiftPath, LLC	DE	NIA	SC Affiliates, LLC	Ownership	100.000	UnitedHealth Group Incorporated	.NO.	
		.00000	82-1987225				SCA-Verta, LLC	DE	NIA	SC Affiliates, LLC	Ownership	100.000	UnitedHealth Group Incorporated	.NO.	
		.00000	85-1998338				SCA-VLR Holdings Company, LLC	DE	NIA	SCA Denver Holdings, LLC	Ownership	51.000	UnitedHealth Group Incorporated	.NO.	
		.00000	82-2294882				SCA-Wake Forest, LLC	DE	NIA	SC Affiliates, LLC	Ownership	100.000	UnitedHealth Group Incorporated	.NO.	
		.00000	82-1449412				SCA-Western Connecticut, LLC	DE	NIA	SC Affiliates, LLC	Ownership	67.000	UnitedHealth Group Incorporated	.NO.	
		.00000	82-3689825				SCA-Westover Hills, LLC	DE	NIA	SC Affiliates, LLC	Ownership	100.000	UnitedHealth Group Incorporated	.NO.	
		.00000	81-1159878				SCA-Winchester, LLC	DE	NIA	SC Affiliates, LLC	Ownership	100.000	UnitedHealth Group Incorporated	.NO.	
		.00000	62-1525777				SCA-Winter Park, Inc.	TN	NIA	SC Affiliates, LLC	Ownership	100.000	UnitedHealth Group Incorporated	.NO.	
		.00000	82-3528300				SCA-Woodlands Holdings, LLC	DE	NIA	SC Affiliates, LLC	Ownership	100.000	UnitedHealth Group Incorporated	.NO.	
		.00000	81-4905342				SCAI Holdings, LLC	DE	NIA	SCA HoldCo, Inc.	Ownership	100.000	UnitedHealth Group Incorporated	.NO.	

SCHEDULE Y
PART 1A - DETAIL OF INSURANCE HOLDING COMPANY SYSTEM

1	2	3	4	5	6	7	8	9	10	11	12	13	14	15	16
Group Code	Group Name	NAIC Company Code	ID Number	Federal RSSD	CIK	Name of Securities Exchange if Publicly Traded (U.S. or International)	Names of Parent, Subsidiaries Or Affiliates	Domi-ciliary Location	Relation-ship to Reporting Entity	Directly Controlled by (Name of Entity/Person)	Type of Control (Ownership, Board, Management, Attorney-in-Fact, Influence, Other)	If Control is Owner-ship Provide Perce-ntage	Ultimate Controlling Entity(ies)/Person(s)	Is an SCA Filing Re-quired? (Yes/No)	*
		.00000					Scanner Centromed S.A.CHL	NIA.....	Administradora Médica Centromed S.A.	Ownership.....	85.000	UnitedHealth Group IncorporatedNO...	
		.00000	85-2316290				SQLHS-SCA Holdings, LLCDE	NIA.....	SCA Lutheran Holdings, LLC	Ownership.....	51.000	UnitedHealth Group IncorporatedNO...	
		.00000	27-2635371				SCP Specialty Infusion, LLCDE	NIA.....	Optum Infusion Services 500, Inc.	Ownership.....	100.000	UnitedHealth Group IncorporatedNO...	
		.00000	46-3238571				Seattle Psychology, P.L.L.C.WA	NIA.....	Physician(s) Owned	Influence.....	0.000	UnitedHealth Group IncorporatedNO...	..1
		.00000	98-1202716				Seisa Serviços Integrados de Saúde Ltda.BRA	NIA.....	Cemed Care – Empresa de Atendimento Clínico Geral Ltda.	Ownership.....	0.000	UnitedHealth Group IncorporatedNO...	
		.00000	98-1202716				Seisa Serviços Integrados de Saúde Ltda.BRA	NIA.....	Anil Assistência Médica Internacional S.A.	Ownership.....	100.000	UnitedHealth Group IncorporatedNO...	
		.00000	86-0739432				Senior Benefits, L.L.C.AZ	NIA.....	USHEALTH Advisors, LLC	Ownership.....	100.000	UnitedHealth Group IncorporatedNO...	
		.00000	88-1691956				Senior Care Network of Connecticut, LLCDE	NIA.....	Optum Care Networks, Inc.	Ownership.....	100.000	UnitedHealth Group IncorporatedNO...	
		.00000	45-3802527				Serenity Family and Psychology Counseling Center, P.C.CA	NIA.....	Physician(s) Owned	Influence.....	0.000	UnitedHealth Group IncorporatedNO...	..1
		.00000	27-1533951				Serquinox Holdings LLCDE	NIA.....	Optum Infusion Services 500, Inc.	Ownership.....	100.000	UnitedHealth Group IncorporatedNO...	
		.00000					Servicios de Entrenamiento en Competencias Clínicas SpACHL	NIA.....	Sociedad de Inversiones Santa María SpA	Ownership.....	1.000	UnitedHealth Group IncorporatedNO...	
		.00000					Servicios de Entrenamiento en Competencias Clínicas SpACHL	NIA.....	Clínica Santa María S.p.A.	Ownership.....	99.000	UnitedHealth Group IncorporatedNO...	
		.00000					Servicios Integrados de Salud Ltda.CHL	NIA.....	Clínica Santa María S.p.A.	Ownership.....	0.100	UnitedHealth Group IncorporatedNO...	
		.00000					Servicios Integrados de Salud Ltda.CHL	NIA.....	Clínica Dávila y Servicios Médicos S.p.A.	Ownership.....	99.900	UnitedHealth Group IncorporatedNO...	
		.00000					Servicios Médicos Amed Quilpué S.A.CHL	NIA.....	Laboratorios Médicos Amed Quilpué S.A.	Ownership.....	0.100	UnitedHealth Group IncorporatedNO...	
		.00000					Servicios Médicos Amed Quilpué S.A.CHL	NIA.....	Centromed Quilpué S.A.	Ownership.....	99.900	UnitedHealth Group IncorporatedNO...	
		.00000					Servicios Médicos Bio Bio Ltda.CHL	NIA.....	Saden S.A.	Ownership.....	1.000	UnitedHealth Group IncorporatedNO...	
		.00000					Servicios Médicos Bio Bio Ltda.CHL	NIA.....	Clínica Bio Bio SpA	Ownership.....	99.000	UnitedHealth Group IncorporatedNO...	
		.00000					Servicios Médicos Ciudad del Mar Ltda.CHL	NIA.....	Saden S.A.	Ownership.....	1.000	UnitedHealth Group IncorporatedNO...	
		.00000					Servicios Médicos Ciudad del Mar Ltda.CHL	NIA.....	Clínica Ciudad del Mar S.A.	Ownership.....	99.000	UnitedHealth Group IncorporatedNO...	
		.00000					Servicios Médicos Santa María Ltda.CHL	NIA.....	Sociedad de Inversiones Santa María SpA	Ownership.....	99.000	UnitedHealth Group IncorporatedNO...	
		.00000					Servicios Médicos Santa María Ltda.CHL	NIA.....	Clínica Santa María S.p.A.	Ownership.....	1.000	UnitedHealth Group IncorporatedNO...	
		.00000					Servicios Médicos Vespucio Ltda.CHL	NIA.....	Saden S.A.	Ownership.....	1.000	UnitedHealth Group IncorporatedNO...	
		.00000					Servicios Médicos Vespucio Ltda.CHL	NIA.....	Clínica Vespucio S.A.	Ownership.....	99.000	UnitedHealth Group IncorporatedNO...	
		.00000	87-3142148				Shark Holdings, P.C.CA	NIA.....	Physician(s) Owned	Influence.....	0.000	UnitedHealth Group IncorporatedNO...	..1
		.00000	58-1978974				SHC Atlanta, LLCDE	NIA.....	Surgical Health, LLC	Ownership.....	100.000	UnitedHealth Group IncorporatedNO...	
		.00000	58-2013443				SHC Austin, Inc.GA	NIA.....	Surgical Health, LLC	Ownership.....	100.000	UnitedHealth Group IncorporatedNO...	
		.00000	58-2062812				SHC Hawthorn, Inc.GA	NIA.....	Surgical Health, LLC	Ownership.....	100.000	UnitedHealth Group IncorporatedNO...	
		.00000	58-2101924				SHC Melbourne, Inc.GA	NIA.....	Surgical Health, LLC	Ownership.....	100.000	UnitedHealth Group IncorporatedNO...	
		.00000	47-5082677				Sherman Counseling Management, LLCWI	NIA.....	Physician(s) Owned	Influence.....	0.000	UnitedHealth Group IncorporatedNO...	..1
		.00000	47-1036717				Shurpa, Inc.DE	NIA.....	United HealthCare Services, Inc.	Ownership.....	100.000	UnitedHealth Group IncorporatedNO...	
		.00000	82-3922528				Sierra Dental Plan, Inc.CA	NIA.....	MCNA Health Care Holdings, LLC	Ownership.....	100.000	UnitedHealth Group IncorporatedNO...	
..0707	UnitedHealth Group Incorporated71420	94-0734860				Sierra Health and Life Insurance Company, Inc.NV	.IA.....	Sierra Health Services, Inc.	Ownership.....	100.000	UnitedHealth Group IncorporatedNO...	
		.00000	88-0200415				Sierra Health Services, Inc.NV	NIA.....	UnitedHealthcare, Inc.	Ownership.....	100.000	UnitedHealth Group IncorporatedNO...	
		.00000	88-0254322				Sierra Health-Care Options, Inc.NV	NIA.....	Sierra Health Services, Inc.	Ownership.....	100.000	UnitedHealth Group IncorporatedNO...	
		.00000	88-0385705				Sierra Home Medical Products, Inc.NV	NIA.....	Sierra Health Services, Inc.	Ownership.....	100.000	UnitedHealth Group IncorporatedNO...	
		.00000	88-0264562				Sierra Nevada Administrators, Inc.NV	NIA.....	Sierra Health Services, Inc.	Ownership.....	100.000	UnitedHealth Group IncorporatedNO...	
		.00000	81-3200297				Silicon Valley TMS of Monterey Bay, GPCA	NIA.....	Saad A. Shakir, M.D., Inc.	Ownership.....	100.000	UnitedHealth Group IncorporatedNO...	..1
		.00000					Sistema de Administración Hospitalaria S.A.C.PER	NIA.....	Pacífico S.A. Entidad Prestadora de Salud	Ownership.....	99.870	UnitedHealth Group IncorporatedNO...	
		.00000	82-1485491				SJ East Campus ASC, LLCCO	NIA.....	SQLHS-SCA Holdings, LLC	Ownership.....	51.000	UnitedHealth Group IncorporatedNO...	
		.00000	20-1004228				Small Business Insurance Advisors, Inc.TX	NIA.....	USHEALTH Group, Inc.	Ownership.....	100.000	UnitedHealth Group IncorporatedNO...	
		.00000					Sobam – Centro Médico Hospitalar S.A.BRA	NIA.....	Santa Helena Assistência Médica S.A.	Ownership.....	98.088	UnitedHealth Group IncorporatedNO...	
		.00000					Sobam – Centro Médico Hospitalar S.A.BRA	NIA.....	Centro Médico Hospitalar Pitangueiras Ltda.	Ownership.....	1.912	UnitedHealth Group IncorporatedNO...	
		.00000	98-1453235				Sociedad de Inversiones Santa María SpACHL	NIA.....	Clínica Santa María S.p.A.	Ownership.....	99.743	UnitedHealth Group IncorporatedNO...	
		.00000	98-1453235				Sociedad de Inversiones Santa María SpACHL	NIA.....	Clínica Dávila y Servicios Médicos S.p.A.	Ownership.....	0.257	UnitedHealth Group IncorporatedNO...	
		.00000					Solaris JV Holdings, Inc.DE	NIA.....	Optum, Inc.	Ownership.....	100.000	UnitedHealth Group IncorporatedNO...	

SCHEDULE Y
PART 1A - DETAIL OF INSURANCE HOLDING COMPANY SYSTEM

1	2	3	4	5	6	7	8	9	10	11	12	13	14	15	16
Group Code	Group Name	NAIC Company Code	ID Number	Federal RSSD	CIK	Name of Securities Exchange if Publicly Traded (U.S. or International)	Names of Parent, Subsidiaries Or Affiliates	Domi-ciliary Location	Relation-ship to Reporting Entity	Directly Controlled by (Name of Entity/Person)	Type of Control (Ownership, Board, Management, Attorney-in-Fact, Influence, Other)	If Control is Owner-ship Provide Percen-tage	Ultimate Controlling Entity(ies)/Person(s)	Is an SCA Filing Re-quired? (Yes/No)	*
		.00000	46-0729622				Solstice Administration Services, Inc.	FL	NIA	Solstice Benefits, Inc.	Ownership.....	100.000	UnitedHealth Group IncorporatedNO	
		.00000	30-0760846				Solstice Administrators of Alabama, Inc.	AL	NIA	Solstice Administration Services, Inc.	Ownership.....	100.000	UnitedHealth Group IncorporatedNO	
		.00000	35-2657270				Solstice Administrators of Arizona, Inc.	AZ	NIA	Solstice Administration Services, Inc.	Ownership.....	100.000	UnitedHealth Group IncorporatedNO	
		.00000	32-0392448				Solstice Administrators of Missouri, Inc.	MO	NIA	Solstice Administration Services, Inc.	Ownership.....	100.000	UnitedHealth Group IncorporatedNO	
		.00000					Solstice Administrators of North Carolina, Inc.	NC	NIA	Solstice Administration Services, Inc.	Ownership.....	100.000	UnitedHealth Group IncorporatedNO	
		.00000	90-0880348				Solstice Administrators of Texas, Inc.	TX	NIA	Solstice Administration Services, Inc.	Ownership.....	100.000	UnitedHealth Group IncorporatedNO	
		.00000	26-4839323				Solstice Administrators, Inc.	CA	NIA	Solstice Administration Services, Inc.	Ownership.....	100.000	UnitedHealth Group IncorporatedNO	
		.00000	20-4815388				Solstice Benefit Services, Inc.	FL	NIA	Specialty Benefits, LLC	Ownership.....	100.000	UnitedHealth Group IncorporatedNO	
.0707	UnitedHealth Group Incorporated	.12341	14-1917982				Solstice Benefits, Inc.	FL	IA	Specialty Benefits, LLC	Ownership.....	100.000	UnitedHealth Group IncorporatedNO	
.0707	UnitedHealth Group Incorporated	.13971	27-1395245				Solstice Health Insurance Company	NY	IA	Specialty Benefits, LLC	Ownership.....	100.000	UnitedHealth Group IncorporatedNO	
.0707	UnitedHealth Group Incorporated	.16610	30-1200533				Solstice Healthplans of Arizona, Inc.	AZ	IA	Solstice Administration Services, Inc.	Ownership.....	100.000	UnitedHealth Group IncorporatedNO	
.0707	UnitedHealth Group Incorporated	.17141	35-2709791				Solstice Healthplans of Colorado, Inc.	CO	IA	Solstice Administration Services, Inc.	Ownership.....	100.000	UnitedHealth Group IncorporatedNO	
		.00000	46-1042329				Solstice Healthplans of New Jersey, Inc.	NJ	NIA	Solstice Benefits, Inc.	Ownership.....	100.000	UnitedHealth Group IncorporatedNO	
.0707	UnitedHealth Group Incorporated	.16878	30-1190514				Solstice Healthplans of Ohio, Inc.	OH	IA	Solstice Administration Services, Inc.	Ownership.....	100.000	UnitedHealth Group IncorporatedNO	
.0707	UnitedHealth Group Incorporated	.16892	36-4935990				Solstice Healthplans of Texas, Inc.	TX	IA	Solstice Administration Services, Inc.	Ownership.....	100.000	UnitedHealth Group IncorporatedNO	
.0707	UnitedHealth Group Incorporated	.00000	46-3786700				Solstice Healthplans, Inc.	FL	IA	Solstice Benefits, Inc.	Ownership.....	100.000	UnitedHealth Group IncorporatedNO	
.0707	UnitedHealth Group Incorporated	.16790	26-2699505				Solstice of Illinois, Inc.	IL	IA	Solstice Administration Services, Inc.	Ownership.....	100.000	UnitedHealth Group IncorporatedNO	
		.00000	32-0545152				Solstice of Minnesota, Inc.	MN	NIA	Solstice Administration Services, Inc.	Ownership.....	100.000	UnitedHealth Group IncorporatedNO	
		.00000	26-1891960				Solstice of New York, Inc.	NY	NIA	Solstice Administration Services, Inc.	Ownership.....	100.000	UnitedHealth Group IncorporatedNO	
		.00000	41-1593424				Solutran, LLC	DE	NIA	Optum Financial, Inc.	Ownership.....	100.000	UnitedHealth Group IncorporatedNO	
		.00000	20-8433398				Somerset Outpatient Surgery, L.L.C.	NJ	NIA	SCA-Somerset, LLC	Ownership.....	59.888	UnitedHealth Group IncorporatedNO	
		.00000	75-2723958				South Arlington Surgical Providers, LLC	TX	NIA	Surgical Care Affiliates, LLC	Influence.....	0.000	UnitedHealth Group IncorporatedNO	
		.00000					Southern California Medical Practice Concepts, LLC	CA	NIA	Inc.	Ownership.....	100.000	UnitedHealth Group IncorporatedNO	1
		.00000	88-0201420				Southwest Medical Associates, Inc.	NV	NIA	Sierra Health Services, Inc.	Ownership.....	100.000	UnitedHealth Group IncorporatedNO	
		.00000	38-2609888				Southwest Michigan Health Network Inc.	MI	NIA	UnitedHealthcare, Inc.	Ownership.....	100.000	UnitedHealth Group IncorporatedNO	
		.00000	36-4369359				Southwest Surgery Center, LLC	IL	NIA	SCA-Mokena, LLC	Ownership.....	44.319	UnitedHealth Group IncorporatedNO	2
		.00000	41-2013700				Southwest Surgical Center, LLC	MN	NIA	WestHealth JV Holdings, LLC	Ownership.....	51.000	UnitedHealth Group IncorporatedNO	
		.00000	75-2516426				Space Coast Surgical Center, Ltd.	FL	NIA	SCA-Merritt, LLC	Ownership.....	0.047	UnitedHealth Group IncorporatedNO	
		.00000	75-2516426				Space Coast Surgical Center, Ltd.	FL	NIA	SCA Rockledge JV, LLC	Ownership.....	52.191	UnitedHealth Group IncorporatedNO	
		.00000	57-0953005				Spartanburg Surgery Center, LLC	SC	NIA	SCA-Spartanburg Holdings, LLC	Ownership.....	64.000	UnitedHealth Group IncorporatedNO	
		.00000	55-0790742				Specialists in Urology Surgery Center, LLC	FL	NIA	SCA Specialists of Florida, LLC	Ownership.....	100.000	UnitedHealth Group IncorporatedNO	
		.00000	25-1868213				Specialized Pharmaceuticals, Inc.	PA	NIA	QoL Acquisition Holdings Corp.	Ownership.....	100.000	UnitedHealth Group IncorporatedNO	
		.00000	41-1921983				Specialty Benefits, LLC	DE	NIA	United HealthCare Services, Inc.	Ownership.....	100.000	UnitedHealth Group IncorporatedNO	
		.00000	20-1494993				Specialty Billing Solutions, LLC	CO	NIA	Pinnacle III, LLC	Ownership.....	100.000	UnitedHealth Group IncorporatedNO	
		.00000	20-3412545				Specialty Surgical Center, LLC	NJ	NIA	SCA-Sparta, LLC	Ownership.....	56.290	UnitedHealth Group IncorporatedNO	
		.00000	71-0886811				Spectera of New York, IPA, Inc.	NY	NIA	Spectera, Inc.	Ownership.....	100.000	UnitedHealth Group IncorporatedNO	
		.00000	52-1260282				Spectera, Inc.	MD	NIA	Specialty Benefits, LLC	Ownership.....	100.000	UnitedHealth Group IncorporatedNO	
		.00000	20-4615218				Sports and Spinal Physical Therapy, Inc.	DC	NIA	Orthology Inc.	Ownership.....	100.000	UnitedHealth Group IncorporatedNO	
		.00000	82-3087236				Spring Behavioral Health of New Jersey, LLC	NJ	NIA	Physician(s) Owned	Influence.....	0.000	UnitedHealth Group IncorporatedNO	1
		.00000	23-2833266				Springfield Psychological, P.C.	PA	NIA	Refresh Pennsylvania, LLC	Ownership.....	100.000	UnitedHealth Group IncorporatedNO	1
		.00000	62-1770924				SRPS, LLC	DE	NIA	Progressive Enterprises Holdings, Inc.	Ownership.....	100.000	UnitedHealth Group IncorporatedNO	
		.00000	88-1908543				St. Cloud MSO, LLC	DE	NIA	SCA-St. Cloud Holdings, LLC	Ownership.....	100.000	UnitedHealth Group IncorporatedNO	
		.00000	75-2201400				St. Cloud Outpatient Surgery, Ltd., a Minnesota Limited Partnership	MN	NIA	St. Cloud Surgical Center, LLC	Ownership.....	17.371	UnitedHealth Group IncorporatedNO	2
		.00000	41-1348916				St. Cloud Surgical Center, LLC	DE	NIA	Surgery Center Holding, LLC	Ownership.....	100.000	UnitedHealth Group IncorporatedNO	
		.00000	61-1748081				St. Louis Cardiovascular Institute, LLC	MO	NIA	SCA-St. Louis Holdings, LLC	Ownership.....	51.000	UnitedHealth Group IncorporatedNO	
		.00000	61-1754451				St. Louis Specialty Surgical Center, LLC	MO	NIA	SCA-St. Louis Holdings, LLC	Ownership.....	52.812	UnitedHealth Group IncorporatedNO	
		.00000	85-2023852				Stonegate JV Partners, LLC	TX	NIA	SCA Stonegate Holdings, LLC	Ownership.....	39.216	UnitedHealth Group IncorporatedNO	2
		.00000	20-1211544				Stonegate Surgery Center, L.P.	TX	NIA	Stonegate JV Partners, LLC	Ownership.....	51.000	UnitedHealth Group IncorporatedNO	
		.00000	20-1211544				Stonegate Surgery Center, L.P.	TX	NIA	SCA Stonegate Holdings, LLC	Ownership.....	12.335	UnitedHealth Group IncorporatedNO	
		.00000	47-4990107				Summer Street ASC, LLC	CT	NIA	SCA Specialty Holdings of Connecticut, LLC	Ownership.....	49.000	UnitedHealth Group IncorporatedNO	2

SCHEDULE Y
PART 1A - DETAIL OF INSURANCE HOLDING COMPANY SYSTEM

1	2	3	4	5	6	7	8	9	10	11	12	13	14	15	16
Group Code	Group Name	NAIC Company Code	ID Number	Federal RSSD	CIK	Name of Securities Exchange if Publicly Traded (U.S. or International)	Names of Parent, Subsidiaries Or Affiliates	Domi-ciliary Location	Relation-ship to Reporting Entity	Directly Controlled by (Name of Entity/Person)	Type of Control (Ownership, Board, Management, Attorney-in-Fact, Influence, Other)	If Control is Owner-ship Provide Percen-tage	Ultimate Controlling Entity(ies)/Person(s)	Is an SCA Filing Re-quired? (Yes/No)	*
		.00000	87-0625250				Sundance Behavioral Resources, LLC	UT	NIA	Refresh Mental Health, Inc.	Ownership	100.000	UnitedHealth Group Incorporated	NO	
		.00000	06-1082848				SunSurgery, LLC	DE	NIA	Surgical Care Affiliates, LLC	Ownership	100.000	UnitedHealth Group Incorporated	NO	
		.00000	82-5164277				Surgery Center at Cherry Creek, LLC	CO	NIA	SCA-Denver Physicians Holdings, LLC	Ownership	100.000	UnitedHealth Group Incorporated	NO	
		.00000	85-4085692				Surgery Center at Cottonwood, LLC	UT	NIA	SCA Cottonwood Holdings, LLC	Ownership	55.000	UnitedHealth Group Incorporated	NO	
		.00000	85-4085559				Surgery Center at Grove Creek, LLC	UT	NIA	SCA Grove Creek Holdings, LLC	Ownership	51.000	UnitedHealth Group Incorporated	NO	
		.00000	82-5207693				Surgery Center at Kissing Camels, LLC	CO	NIA	SCA-Kissing Camels Holdings, LLC	Ownership	72.722	UnitedHealth Group Incorporated	NO	
		.00000	85-4070407				Surgery Center at South Ogden, LLC	UT	NIA	SCA South Ogden Holdings, LLC	Ownership	55.000	UnitedHealth Group Incorporated	NO	
		.00000	81-3129674				Surgery Center at St. Vincent, LLC	OR	NIA	Providence & SCA On-Campus Holdings, LLC	Ownership	57.700	UnitedHealth Group Incorporated	NO	2
		.00000	62-1739361				Surgery Center Holding, LLC	DE	NIA	Surgical Care Affiliates, LLC	Ownership	100.000	UnitedHealth Group Incorporated	NO	
		.00000	62-1509341				Surgery Center of Boca Raton, Inc.	FL	NIA	Surgical Health, LLC	Ownership	100.000	UnitedHealth Group Incorporated	NO	
		.00000	63-1214140				Surgery Center of Colorado Springs, LLC	DE	NIA	SC Affiliates, LLC	Ownership	100.000	UnitedHealth Group Incorporated	NO	
		.00000	42-1166764				Surgery Center of Des Moines, LLC	DE	NIA	Surgery Center Holding, LLC	Ownership	100.000	UnitedHealth Group Incorporated	NO	
		.00000	72-1349752				Surgery Center of Easton, LLC	DE	NIA	SC Affiliates, LLC	Ownership	100.000	UnitedHealth Group Incorporated	NO	
		.00000	63-1212213				Surgery Center of Ellicott City, Inc.	DE	NIA	SC Affiliates, LLC	Ownership	100.000	UnitedHealth Group Incorporated	NO	
		.00000	20-1733152				Surgery Center of Fairfield County, LLC	DE	NIA	SunSurgery, LLC	Ownership	6.644	UnitedHealth Group Incorporated	NO	2
		.00000	20-1733152				Surgery Center of Fairfield County, LLC	DE	NIA	SCA-Connecticut Partners, LLC	Ownership	51.000	UnitedHealth Group Incorporated	NO	2
		.00000	62-1179539				Surgery Center of Lexington, LLC	DE	NIA	SC Affiliates, LLC	Ownership	49.000	UnitedHealth Group Incorporated	NO	2
		.00000	62-1179537				Surgery Center of Louisville, LLC	DE	NIA	SC Affiliates, LLC	Ownership	100.000	UnitedHealth Group Incorporated	NO	
		.00000	63-1231944				Surgery Center of Maui, LLC	DE	NIA	SC Affiliates, LLC	Ownership	100.000	UnitedHealth Group Incorporated	NO	
		.00000	83-2600045				Surgery Center of Mt. Scott, LLC	OR	NIA	Providence & SCA Off-Campus Holdings, LLC	Ownership	51.000	UnitedHealth Group Incorporated	NO	2
		.00000	63-1194204				Surgery Center of Muskogee, LLC	DE	NIA	SC Affiliates, LLC	Ownership	100.000	UnitedHealth Group Incorporated	NO	
		.00000	63-1212214				Surgery Center of Southern Pines, LLC	DE	NIA	Surgery Center Holding, LLC	Ownership	100.000	UnitedHealth Group Incorporated	NO	
		.00000	82-3448050				Surgery Center of The Woodlands, LLC	TX	NIA	SCA-Woodlands Holdings, LLC	Ownership	54.790	UnitedHealth Group Incorporated	NO	
							Surgery Centers of Des Moines, Ltd., an Iowa Limited Partnership	IA	NIA	Surgery Center of Des Moines, LLC	Ownership	57.337	UnitedHealth Group Incorporated	NO	
		.00000	68-0282268				Surgery Centers-West Holdings, LLC	DE	NIA	Surgical Care Affiliates, LLC	Ownership	100.000	UnitedHealth Group Incorporated	NO	
		.00000	20-8922307				Surgical Care Affiliates, LLC	DE	NIA	SCAI Holdings, LLC	Ownership	100.000	UnitedHealth Group Incorporated	NO	
		.00000	46-2971080				Surgical Care Partners of Melbourne, LLC	DE	NIA	SHC Melbourne, Inc.	Ownership	76.164	UnitedHealth Group Incorporated	NO	
		.00000	75-1925497				Surgical Caregivers of Fort Worth, LLC	TX	NIA	Surgical Care Affiliates, LLC	Influence	0.000	UnitedHealth Group Incorporated	NO	
		.00000	63-1251243				Surgical Center of Greensboro, LLC	NC	NIA	NSC Greensboro, LLC	Ownership	35.716	UnitedHealth Group Incorporated	NO	2
		.00000	22-2709324				Surgical Center of South Jersey, Limited Partnership	NJ	NIA	SCA-South Jersey, LLC	Ownership	67.078	UnitedHealth Group Incorporated	NO	2
		.00000	22-2709324				Surgical Center of South Jersey, Limited Partnership	NJ	NIA	SC Affiliates, LLC	Ownership	4.502	UnitedHealth Group Incorporated	NO	2
		.00000	63-1138507				Surgical Center of Tuscaloosa Holdings, LLC	AL	NIA	Surgical Care Affiliates, LLC	Ownership	100.000	UnitedHealth Group Incorporated	NO	
		.00000	88-2585662				Surgical Center of TVH, LLC	ID	NIA	Treasure Valley Hospital Limited Partnership	Ownership	100.000	UnitedHealth Group Incorporated	NO	
		.00000	65-1321064				Surgical Eye Experts, LLC	MA	NIA	Reliant Medical Group, Inc.	Ownership	100.000	UnitedHealth Group Incorporated	NO	1
		.00000	83-3113263				Surgical Health Of Orlando, LLC	FL	NIA	Surgical Health, LLC	Ownership	79.802	UnitedHealth Group Incorporated	NO	
		.00000	58-1941168				Surgical Health, LLC	DE	NIA	Surgical Care Affiliates, LLC	Ownership	100.000	UnitedHealth Group Incorporated	NO	
		.00000	27-0168681				Surgical Hospital Holdings of Oklahoma, LLC	DE	NIA	SCA Surgery Holdings, LLC	Ownership	100.000	UnitedHealth Group Incorporated	NO	
		.00000	84-4983977				Surgical Management Solutions, LLC	DE	NIA	SC Affiliates, LLC	Ownership	100.000	UnitedHealth Group Incorporated	NO	
		.00000	22-2529259				Surgicare of Central Jersey, LLC	NJ	NIA	Virtua-SCA Holdings, LLC	Ownership	55.000	UnitedHealth Group Incorporated	NO	2
		.00000	64-0629000				Surgicare of Jackson, LLC	DE	NIA	Surgery Center Holding, LLC	Ownership	100.000	UnitedHealth Group Incorporated	NO	
							Surgicare of Jackson, Ltd., a Mississippi Limited Partnership	MS	NIA	Surgicare of Jackson, LLC	Ownership	40.000	UnitedHealth Group Incorporated	NO	2
		.00000	75-2162993				Surgicare of Joliet, Inc.	IL	NIA	Surgery Center Holding, LLC	Ownership	100.000	UnitedHealth Group Incorporated	NO	
		.00000	75-2287141				Surgicare of La Veta, Inc.	CA	NIA	Surgery Centers-West Holdings, LLC	Ownership	100.000	UnitedHealth Group Incorporated	NO	
							Surgicare of La Veta, Ltd., a California Limited Partnership	CA	NIA	Beach Surgical Holdings III, LLC	Ownership	30.666	UnitedHealth Group Incorporated	NO	2
		.00000	75-2507129				Surgicare of Minneapolis, LLC	DE	NIA	Surgery Center Holding, LLC	Ownership	100.000	UnitedHealth Group Incorporated	NO	
		.00000	41-1437636				Surgicare of Minneapolis, Ltd., a Minnesota Limited Partnership	MN	NIA	Surgicare of Minneapolis, LLC	Ownership	20.654	UnitedHealth Group Incorporated	NO	2
		.00000	41-1624905				Surgicare of Minneapolis, Ltd., a Minnesota Limited Partnership	MN	NIA	Surgicare of Minneapolis, LLC	Ownership	20.654	UnitedHealth Group Incorporated	NO	2
		.00000	75-2459713				Surgicare of Mobile, LLC	DE	NIA	Surgery Center Holding, LLC	Ownership	100.000	UnitedHealth Group Incorporated	NO	

SCHEDULE Y
PART 1A - DETAIL OF INSURANCE HOLDING COMPANY SYSTEM

1	2	3	4	5	6	7	8	9	10	11	12	13	14	15	16
Group Code	Group Name	NAIC Company Code	ID Number	Federal RSSD	CIK	Name of Securities Exchange if Publicly Traded (U.S. or International)	Names of Parent, Subsidiaries Or Affiliates	Domi-ciliary Loca-tion	Rela-tion-ship to Reporting Entity	Directly Controlled by (Name of Entity/Person)	Type of Control (Ownership, Board, Management, Attorney-in-Fact, Influence, Other)	If Control is Owner-ship Provide Percen-tage	Ultimate Controlling Entity(ies)/Person(s)	Is an SCA Filing Re-quired? (Yes/No)	*
		.00000	75-2459715				Surgicare of Mobile, Ltd.AL.....	NIA.....	Surgicare of Mobile, LLC	Ownership.....	20.000	UnitedHealth Group IncorporatedNO.....	..2
		.00000	75-2448926				Surgicare of Oceanside, Inc.CA.....	NIA.....	Surgery Center Holding, LLC	Ownership.....	100.000	UnitedHealth Group IncorporatedNO.....
		.00000	75-2184730				Surgicare of Owensboro, LLCDE.....	NIA.....	Surgery Center Holding, LLC	Ownership.....	100.000	UnitedHealth Group IncorporatedNO.....
		.00000	75-2200171				Surgicare of Salem, LLCDE.....	NIA.....	Surgery Center Holding, LLC	Ownership.....	100.000	UnitedHealth Group IncorporatedNO.....
		.00000	35-1975122				Surgicare, LLCIN.....	NIA.....	SCA-Surgicare, LLC	Ownership.....	53.684	UnitedHealth Group IncorporatedNO.....
		.00000	95-3329855				Surgicenters of Southern California, Inc.CA.....	NIA.....	Surgery Center Holding, LLC	Ownership.....	100.000	UnitedHealth Group IncorporatedNO.....
		.00000	85-0571986				SVHS-SCA Florida JV, LLCDE.....	NIA.....	SCA-Sacred Heart Holdings, LLC	Ownership.....	49.000	UnitedHealth Group IncorporatedNO.....	..2
							HealthCare Partners Affiliates Medical Group								
		.00000	93-1172065				Talbert Medical Group, P.C.CA.....	NIA.....	AmeriChoice Corporation	Ownership.....	100.000	UnitedHealth Group IncorporatedNO.....	..1
		.00000	47-4751035				TeamMD Holdings, Inc.DE.....	NIA.....	TeamMD Holdings, Inc.	Ownership.....	100.000	UnitedHealth Group IncorporatedNO.....
		.00000	47-4850893				TeamMD Iowa, Inc.DE.....	NIA.....	TeamMD Holdings, Inc.	Ownership.....	100.000	UnitedHealth Group IncorporatedNO.....
		.00000	35-2584893				TeamMD Physicians of Texas, Inc.TX.....	NIA.....	TeamMD Holdings, Inc.	Ownership.....	100.000	UnitedHealth Group IncorporatedNO.....
		.00000	42-1446216				TeamMD Physicians, P.C.IA.....	NIA.....	Physician(s) Owned	Influence.....	0.000	UnitedHealth Group IncorporatedNO.....	..1
		.00000	82-1019055				TeamUP Insurance Services, Inc.CA.....	NIA.....	HealthMarkets Insurance Agency, Inc.	Ownership.....	100.000	UnitedHealth Group IncorporatedNO.....
		.00000					Tecnología de Información en Salud S.A.CHL.....	NIA.....	Clinica Santa Maria S.p.A.	Ownership.....	50.000	UnitedHealth Group IncorporatedNO.....
		.00000					Tecnología de Información en Salud S.A.CHL.....	NIA.....	Clinica Dávila y Servicios Médicos S.p.A.	Ownership.....	50.000	UnitedHealth Group IncorporatedNO.....
							Texas Health Craig Ranch Surgery Center, LLC								
		.00000	38-3897811					..TX.....	NIA.....	Surgical Care Affiliates, LLC	Influence.....	0.000	UnitedHealth Group IncorporatedNO.....
							Texas Health Flower Mound Orthopedic Surgery Center, LLCTX.....	NIA.....	Surgical Care Affiliates, LLC	Influence.....	0.000	UnitedHealth Group IncorporatedNO.....
							Texas Health Orthopedic Surgery Center Alliance, LLCTX.....	NIA.....	Surgical Care Affiliates, LLC	Influence.....	0.000	UnitedHealth Group IncorporatedNO.....
		.00000	81-4977249				Texas Health Surgery Center Alliance, LLCTX.....	NIA.....	Surgical Care Affiliates, LLC	Influence.....	0.000	UnitedHealth Group IncorporatedNO.....
		.00000	82-2296081				Texas Health Surgery Center Bedford, LLCTX.....	NIA.....	Surgical Care Affiliates, LLC	Influence.....	0.000	UnitedHealth Group IncorporatedNO.....
							Texas Health Surgery Center Chisholm Trail, LLCTX.....	NIA.....	Surgical Care Affiliates, LLC	Influence.....	0.000	UnitedHealth Group IncorporatedNO.....
		.00000	85-1225852				Texas Health Surgery Center Irving, LLCTX.....	NIA.....	Surgical Care Affiliates, LLC	Influence.....	0.000	UnitedHealth Group IncorporatedNO.....
		.00000	83-1085415				Texas Health Surgery Center Las Colinas, LLCTX.....	NIA.....	Surgical Care Affiliates, LLC	Influence.....	0.000	UnitedHealth Group IncorporatedNO.....
							Texas Health Surgery Center Preston Plaza, LLCTX.....	NIA.....	Surgical Care Affiliates, LLC	Influence.....	0.000	UnitedHealth Group IncorporatedNO.....
		.00000	20-3991622				Texas Health Surgery Center Rockwall, LLCTX.....	NIA.....	Surgical Care Affiliates, LLC	Influence.....	0.000	UnitedHealth Group IncorporatedNO.....
							Texas Health Surgery Center Southwest Fort Worth, LLCTX.....	NIA.....	Surgical Care Affiliates, LLC	Influence.....	0.000	UnitedHealth Group IncorporatedNO.....
		.00000	84-3814490				Texas Health Surgery Center Waxahachie, LLCTX.....	NIA.....	Surgical Care Affiliates, LLC	Influence.....	0.000	UnitedHealth Group IncorporatedNO.....
		.00000	83-1464243				Texas Health Surgery Center Willow Park, LLCTX.....	NIA.....	Surgical Care Affiliates, LLC	Influence.....	0.000	UnitedHealth Group IncorporatedNO.....
		.00000	84-1953918					..TX.....	NIA.....	Surgical Care Affiliates, LLC	Influence.....	0.000	UnitedHealth Group IncorporatedNO.....
		.00000	52-1468699				The Advisory Board CompanyDE.....	NIA.....	OptumInsight, Inc.	Ownership.....	100.000	UnitedHealth Group IncorporatedNO.....
							The Center for Cognitive and Behavioral Therapy of Greater Columbus, Inc.OH.....	NIA.....	Refresh Mental Health, Inc.	Ownership.....	100.000	UnitedHealth Group IncorporatedNO.....
		.00000	31-1426870				The Center for Eating Disorders Management, Inc.NH.....	NIA.....	Refresh Management, LLC	Ownership.....	100.000	UnitedHealth Group IncorporatedNO.....
		.00000	02-0487579				The Chesapeake Life Insurance CompanyOK.....	IA.....	HealthMarkets Group, Inc.	Ownership.....	100.000	UnitedHealth Group IncorporatedNO.....
..0707	UnitedHealth Group Incorporated61832	52-0676509				The Everett Clinic, PLLCWA.....	NIA.....	Everett Physicians, Inc. P.S.	Ownership.....	100.000	UnitedHealth Group IncorporatedNO.....	..1
		.00000	91-0214500				The Evergreen Clinic, PLLCWA.....	NIA.....	Physician(s) Owned	Influence.....	0.000	UnitedHealth Group IncorporatedNO.....	..1
							The Eye Surgery Center of the Carolinas, L.P.NC.....	NIA.....	Surgery Center of Southern Pines, LLC	Ownership.....	20.000	UnitedHealth Group IncorporatedNO.....	..2
		.00000	20-5562797					..NC.....	NIA.....	Optum Public Sector Solutions, Inc.	Ownership.....	100.000	UnitedHealth Group IncorporatedNO.....
							The Lewin Group, Inc.								
		.00000	56-1970224				The Outpatient Surgery Center of Hilton Head, LLCSC.....	NIA.....	SCA-Hilton Head, LLC	Ownership.....	20.000	UnitedHealth Group IncorporatedNO.....	..2
		.00000	61-1409045				The Polyclinic MSO, LLCDE.....	NIA.....	Collaborative Care Holdings, LLC	Ownership.....	80.100	UnitedHealth Group IncorporatedNO.....
		.00000	83-1192367				The Polyclinic, PLLCWA.....	NIA.....	Polyclinic Holdings, P.C.	Ownership.....	100.000	UnitedHealth Group IncorporatedNO.....	..1
							The Potter's House Family & Children Treatment Center, LLCGA.....	NIA.....	Physician(s) Owned	Influence.....	0.000	UnitedHealth Group IncorporatedNO.....	..1

SCHEDULE Y
PART 1A - DETAIL OF INSURANCE HOLDING COMPANY SYSTEM

1	2	3	4	5	6	7	8	9	10	11	12	13	14	15	16
Group Code	Group Name	NAIC Company Code	ID Number	Federal RSSD	CIK	Name of Securities Exchange if Publicly Traded (U.S. or International)	Names of Parent, Subsidiaries Or Affiliates	Domi-ciliary Location	Relation-ship to Reporting Entity	Directly Controlled by (Name of Entity/Person)	Type of Control (Ownership, Board, Management, Attorney-in-Fact, Influence, Other)	If Control is Ownership Provide Per-cent-age	Ultimate Controlling Entity(ies)/Person(s)	Is an SCA Filing Re-quired? (Yes/No)	*
		.00000	72-1349755				The Surgery Center of Easton, L.P.	.TN	NIA	Surgery Center of Easton, LLC	Ownership	49.000	UnitedHealth Group Incorporated	.NO	2
		.00000	06-1552689				The Surgcal Center of Connecticut, LLC	.CT	NIA	SCA-Main Street, LLC	Ownership	74.561	UnitedHealth Group Incorporated	.NO	2
		.00000	37-1446353				The Surgcal Center of the Treasure Coast, L.L.C.	.FL	NIA	SCA-St. Lucie, LLC	Ownership	51.000	UnitedHealth Group Incorporated	.NO	
		.00000	46-5461304				The Tabor Therapy Group, Inc.	.IL	NIA	Physician(s) Owned	Influence	0.000	UnitedHealth Group Incorporated	.NO	1
		.00000	26-1579919				Thomas Johnson Surgery Center, LLC	.MD	NIA	SCA-Frederick, LLC	Ownership	60.000	UnitedHealth Group Incorporated	.NO	
		.00000	25-1825549				Three Rivers Holdings, Inc.	.DE	NIA	AmeriChoice Corporation	Ownership	100.000	UnitedHealth Group Incorporated	.NO	
		.00000	63-1194203				Three Rivers Surgical Care, L.P.	.TN	NIA	Surgery Center of Muskogee, LLC	Ownership	14.904	UnitedHealth Group Incorporated	.NO	
		.00000	63-1194203				Three Rivers Surgical Care, L.P.	.TN	NIA	Muskogee Surgical Investors, LLC	Ownership	85.096	UnitedHealth Group Incorporated	.NO	
		.00000	59-3143128				Tmesys, LLC	.FL	NIA	PMSI Holdings, LLC	Ownership	100.000	UnitedHealth Group Incorporated	.NO	
		.00000	98-1287904				Topimagem Diagnóstico por Imagem Ltda.	.BRA	NIA	Esho – Empresa de Serviços Hospitalares S.A.	Ownership	100.000	UnitedHealth Group Incorporated	.NO	
		.00000	83-1528858				Trails Edge Surgery Center, LLC	.FL	NIA	SC Affiliates, LLC	Ownership	11.670	UnitedHealth Group Incorporated	.NO	
		.00000	83-1528858				Trails Edge Surgery Center, LLC	.FL	NIA	SCA-Bonita Springs, LLC	Ownership	51.000	UnitedHealth Group Incorporated	.NO	
		.00000	84-2324145				Transformer DE I, LLC	.DE	NIA	Collaborative Care Holdings, LLC	Ownership	100.000	UnitedHealth Group Incorporated	.NO	
		.00000	84-2323758				Transformer DE II, LLC	.DE	NIA	Collaborative Care Holdings, LLC	Ownership	100.000	UnitedHealth Group Incorporated	.NO	
		.00000	87-4490776				Transformer TX Holdings, LLC	.TX	NIA	Transformer DE I, LLC	Ownership	22.424	UnitedHealth Group Incorporated	.NO	
		.00000	87-4490776				Transformer TX Holdings, LLC	.TX	NIA	Transformer DE II, LLC	Ownership	22.424	UnitedHealth Group Incorporated	.NO	
		.00000	87-4490776				Transformer TX Holdings, LLC	.TX	NIA	Collaborative Care Holdings, LLC	Ownership	55.152	UnitedHealth Group Incorporated	.NO	
		.00000	46-5482620				Trauma Surgery Affiliates, LLC	.TX	NIA	National Surgery Centers, LLC	Ownership	49.000	UnitedHealth Group Incorporated	.NO	2
		.00000	52-1431155				Travel Express Incorporated	.MD	NIA	FrontierMEDEX, Inc.	Ownership	100.000	UnitedHealth Group Incorporated	.NO	
		.00000	46-2613170				Treasure Valley Emerald Properties, LLC	.DE	NIA	Treasure Valley Hospital Limited Partnership	Ownership	100.000	UnitedHealth Group Incorporated	.NO	2
		.00000	33-0592165				Treasure Valley Hospital Limited Partnership	.ID	NIA	Surgical Health, LLC	Ownership	37.295	UnitedHealth Group Incorporated	.NO	2
		.00000	20-2386707				Tri-County Surgery Center, LLC	.PA	NIA	Virtua-SCA Holdings II, LLC	Ownership	55.000	UnitedHealth Group Incorporated	.NO	2
		.00000	26-2552129				Triangle Counseling Agency, Inc.	.NC	NIA	Physician(s) Owned	Influence	0.000	UnitedHealth Group Incorporated	.NO	1
.0707	UnitedHealth Group Incorporated	.15737	47-3788473				Tufts Health Freedom Insurance Company	.NH	IA	Tufts Health Freedom Plans, Inc.	Ownership	100.000	UnitedHealth Group Incorporated	.NO	
		.00000	30-0858646				Tufts Health Freedom Plans, Inc.	.DE	NIA	United HealthCare Services, Inc.	Ownership	100.000	UnitedHealth Group Incorporated	.NO	
		.00000	63-0974161				Tuscaloosa Surgical Center, L.P.	.AL	NIA	Surgical Center of Tuscaloosa Holdings, LLC	Ownership	30.000	UnitedHealth Group Incorporated	.NO	2
		.00000	94-3077084				U.S. Behavioral Health Plan, California	.CA	IA	United Behavioral Health	Ownership	100.000	UnitedHealth Group Incorporated	.NO	
		.00000	98-1388279				UHC Finance (Ireland) Limited	.IRL	NIA	UnitedHealth Group International Finance (Ireland) Unlimited Company	Ownership	100.000	UnitedHealth Group Incorporated	.NO	
		.00000	41-1913059				UHC International Services, Inc.	.DE	NIA	UnitedHealth Group Incorporated	Ownership	100.000	UnitedHealth Group Incorporated	.NO	
		.00000	95-2931460				UHC of California	.CA	IA	United HealthCare Services, Inc.	Ownership	100.000	UnitedHealth Group Incorporated	.NO	
		.00000	98-1103713				UHCG – FZE	.ARE	NIA	UnitedHealthcare Global Medical (UK) Limited	Ownership	100.000	UnitedHealth Group Incorporated	.NO	
		.00000	98-1372063				UHCG Holdings (Ireland) Limited	.IRL	NIA	Limited	Ownership	100.000	UnitedHealth Group Incorporated	.NO	
		.00000	98-1372064				UHCG Services (Ireland) Limited	.IRL	NIA	United HealthCare Services, Inc.	Ownership	100.000	UnitedHealth Group Incorporated	.NO	
		.00000	98-0559902				UHG Holdings UK IV Limited	.GBR	NIA	UHCG Holdings (Ireland) Limited	Ownership	100.000	UnitedHealth Group Incorporated	.NO	
		.00000	98-1249178				UHG Holdings UK V Limited	.GBR	NIA	Bordeaux UK Holdings I Limited	Ownership	100.000	UnitedHealth Group Incorporated	.NO	
		.00000	98-1390073				UHG Holdings UK VI Limited	.GBR	NIA	UHG Holdings UK IV Limited	Ownership	100.000	UnitedHealth Group Incorporated	.NO	
		.00000	41-1921008				UHC Holdings, Inc.	.DE	NIA	UnitedHealthcare International VII S.à r.l.	Ownership	100.000	UnitedHealth Group Incorporated	.NO	
		.00000	39-1995276				UMR, Inc.	.DE	NIA	United HealthCare Services, Inc.	Ownership	100.000	UnitedHealth Group Incorporated	.NO	
		.00000	98-1444648				Unidad Médica Diagnóstico S.A.	.COL	NIA	United HealthCare Services, Inc.	Ownership	100.000	UnitedHealth Group Incorporated	.NO	
		.00000	98-1444648				Unidad Médica Diagnóstico S.A.	.COL	NIA	Colmedica Medicina Prepagada S.A.	Ownership	92.380	UnitedHealth Group Incorporated	.NO	
.0707	UnitedHealth Group Incorporated	.91529	52-1996029				Unimerica Insurance Company	.WI	IA	Banmedica Internacional SpA	Ownership	7.620	UnitedHealth Group Incorporated	.NO	
		.11596	01-0637149				Unimerica Life Insurance Company of New York	.NY	IA	OptumHealth Holdings, LLC	Ownership	100.000	UnitedHealth Group Incorporated	.NO	
.0707	UnitedHealth Group Incorporated	.00000	20-5917714				Unison Health Plan of Delaware, Inc.	.DE	IA	UnitedHealthcare Insurance Company	Ownership	100.000	UnitedHealth Group Incorporated	.NO	
		.00000	94-2649097				United Behavioral Health	.CA	NIA	Three Rivers Holdings, Inc.	Ownership	100.000	UnitedHealth Group Incorporated	.NO	
										OptumHealth Holdings, LLC	Ownership	100.000	UnitedHealth Group Incorporated	.NO	

SCHEDULE Y
PART 1A - DETAIL OF INSURANCE HOLDING COMPANY SYSTEM

1	2	3	4	5	6	7	8	9	10	11	12 Type of Control (Ownership, Board, Management, Attorney-in-Fact, Influence, Other)	13 If Control is Owner- ship Provide Percen- tage	14 Ultimate Controlling Entity(ies)/Person(s)	15 Is an SCA Filing Re- quired? (Yes/No)	16 *
Group Code	Group Name	NAIC Company Code	ID Number	Federal RSSD	CIK	Name of Securities Exchange if Publicly Traded (U.S. or International)	Names of Parent, Subsidiaries Or Affiliates	Domi- ciliary Loca- tion	Relation- ship to Reporting Entity	Directly Controlled by (Name of Entity/Person)					
		.00000	41-1868911				United Behavioral Health of New York, I.P.A., Inc.	..NY	..NIA	United Behavioral Health	Ownership	100.000	UnitedHealth Group Incorporated	..NO	
		.00000	75-2583080				United Group Reinsurance, Inc.	..TCA	..NIA	HealthMarkets, LLC	Ownership	100.000	UnitedHealth Group Incorporated	..NO	
		.00000	41-1289245	3410132			United HealthCare Services, Inc.	..MNN	..UIP	UnitedHealth Group Incorporated	Ownership	100.000	UnitedHealth Group Incorporated	..NO	
		.00000	30-0318238				United Resource Networks IPA of New York, Inc.	..NY	..NIA	OptumHealth Care Solutions, LLC	Ownership	100.000	UnitedHealth Group Incorporated	..NO	
		.00000	01-0538317				UnitedHealth Advisors, LLC	..ME	..NIA	United HealthCare Services, Inc.	Ownership	100.000	UnitedHealth Group Incorporated	..NO	
		.00000	41-1321939	4665014	0000731766	New York Stock Exchange	UnitedHealth Group Incorporated	..DE	..UIP	Self	Ownership	100.000	UnitedHealth Group Incorporated	..NO	
		.00000	98-1422474				UnitedHealth Group International Finance (Ireland) Unlimited Company	..IRL	..NIA	UnitedHealthcare Europe S.à r.l.	Ownership	100.000	UnitedHealth Group Incorporated	..NO	
		.00000	46-3311984				UnitedHealth Group Ventures, LLC	..DE	..NIA	UnitedHealth Group Incorporated	Ownership	100.000	UnitedHealth Group Incorporated	..NO	
		.00000	41-1917398				UnitedHealth International, Inc.	..DE	..NIA	UnitedHealth Group Incorporated	Ownership	100.000	UnitedHealth Group Incorporated	..NO	
		.00000	26-2574977				UnitedHealth Military & Veterans Services, LLC	..DE	..NIA	United HealthCare Services, Inc.	Ownership	100.000	UnitedHealth Group Incorporated	..NO	
..0707	UnitedHealth Group Incorporated	95174	33-0115163				UnitedHealthcare Benefits of Texas, Inc.	..TX	..IA	United HealthCare Services, Inc.	Ownership	100.000	UnitedHealth Group Incorporated	..NO	
		.00000	47-3221444				UnitedHealthcare Benefits Plan of California	..CA	..IA	United HealthCare Services, Inc.	Ownership	100.000	UnitedHealth Group Incorporated	..NO	
		.00000	46-4348775				UnitedHealthcare Community Plan of California, Inc.	..CA	..IA	United HealthCare Services, Inc.	Ownership	100.000	UnitedHealth Group Incorporated	..NO	
..0707	UnitedHealth Group Incorporated	..13168	26-2688274				UnitedHealthcare Community Plan of Georgia, Inc.	..GA	..IA	AmeriChoice Corporation	Ownership	100.000	UnitedHealth Group Incorporated	..NO	
..0707	UnitedHealth Group Incorporated	..12323	56-2451429				UnitedHealthcare Community Plan of Ohio, Inc.	..OH	..IA	Three Rivers Holdings, Inc.	Ownership	100.000	UnitedHealth Group Incorporated	..NO	
..0707	UnitedHealth Group Incorporated	..11141	91-2008361				UnitedHealthcare Community Plan of Texas, L.L.C.	..TX	..IA	Ovations, Inc.	Ownership	100.000	UnitedHealth Group Incorporated	..NO	
..0707	UnitedHealth Group Incorporated	95467	38-3204052				UnitedHealthcare Community Plan, Inc.	..MI	..IA	AmeriChoice Corporation	Ownership	100.000	UnitedHealth Group Incorporated	..NO	
		.00000	98-1200034				UnitedHealthcare Consulting & Assistance Service (Beijing) Co., Ltd.	..CHN	..NIA	UnitedHealthcare International I B.V.	Ownership	100.000	UnitedHealth Group Incorporated	..NO	
		.00000	98-1199879				UnitedHealthcare Europe S.à r.l.	..LUX	..NIA	Bordeaux UK Holdings II Limited	Ownership	100.000	UnitedHealth Group Incorporated	..NO	
..0707	UnitedHealth Group Incorporated	.00000	98-1029201				UnitedHealthcare Global Medical (UK) Limited	..GBR	..NIA	UnitedHealthcare International I B.V.	Ownership	100.000	UnitedHealth Group Incorporated	..NO	
		79413	36-2739571				UnitedHealthcare Insurance Company	..CT	..IA	UHC Holdings, Inc.	Ownership	100.000	UnitedHealth Group Incorporated	..NO	
..0707	UnitedHealth Group Incorporated	84549	38-2044243				UnitedHealthcare Insurance Company of America	..IL	..IA	United HealthCare Services, Inc.	Ownership	100.000	UnitedHealth Group Incorporated	..NO	
..0707	UnitedHealth Group Incorporated	60318	36-3800349				UnitedHealthcare Insurance Company of Illinois	..IL	..IA	UnitedHealthcare Insurance Company	Ownership	100.000	UnitedHealth Group Incorporated	..NO	
..0707	UnitedHealth Group Incorporated	60093	11-3283886				UnitedHealthcare Insurance Company of New York	..NY	..IA	UnitedHealthcare Insurance Company	Ownership	100.000	UnitedHealth Group Incorporated	..NO	
..0707	UnitedHealth Group Incorporated	..12231	20-1902768				UnitedHealthcare Insurance Company of the River Valley	..IL	..IA	UnitedHealthcare, Inc.	Ownership	100.000	UnitedHealth Group Incorporated	..NO	
		.00000	98-1372065				UnitedHealthcare Insurance Designated Activity Company	..IRL	..NIA	UHC Holdings (Ireland) Limited	Ownership	100.000	UnitedHealth Group Incorporated	..NO	
		.00000	86-0618309				UnitedHealthcare Integrated Services, Inc.	..AZ	..IA	Ovations, Inc.	Ownership	100.000	UnitedHealth Group Incorporated	..NO	
		.00000	41-1988797				UnitedHealthcare International Asia, LLC	..DE	..NIA	UnitedHealth Group Incorporated	Ownership	100.000	UnitedHealth Group Incorporated	..NO	
		.00000	98-1100512				UnitedHealthcare International I B.V.	..MLD	..NIA	FrontierMEDEX US, Inc.	Ownership	100.000	UnitedHealth Group Incorporated	..NO	
		.00000	98-1079459				UnitedHealthcare International II S.à r.l.	..LUX	..NIA	Bordeaux UK Holdings I Limited	Ownership	100.000	UnitedHealth Group Incorporated	..NO	
		.00000	98-1340853				UnitedHealthcare International III B.V.	..MLD	..NIA	UnitedHealthcare Europe S.à r.l.	Ownership	100.000	UnitedHealth Group Incorporated	..NO	
		.00000	98-1077436				UnitedHealthcare International III S.à r.l.	..LUX	..NIA	Optum Services (Ireland) Limited	Ownership	100.000	UnitedHealth Group Incorporated	..NO	
		.00000	98-1080926				UnitedHealthcare International IV S.à r.l.	..LUX	..NIA	UnitedHealthcare International VIII S.à r.l.	Ownership	100.000	UnitedHealth Group Incorporated	..NO	
		.00000	98-1372060				UnitedHealthcare International VII S.à r.l.	..LUX	..NIA	UHC Finance (Ireland) Limited	Ownership	100.000	UnitedHealth Group Incorporated	..NO	
		.00000	98-1372062				UnitedHealthcare International VIII S.à r.l.	..LUX	..NIA	UnitedHealthcare International X S.à r.l.	Ownership	100.000	UnitedHealth Group Incorporated	..NO	

SCHEDULE Y
PART 1A - DETAIL OF INSURANCE HOLDING COMPANY SYSTEM

1	2	3	4	5	6	7	8	9	10	11	12	13	14	15	16
Group Code	Group Name	NAIC Company Code	ID Number	Federal RSSD	CIK	Name of Securities Exchange if Publicly Traded (U.S. or International)	Names of Parent, Subsidiaries Or Affiliates	Domi-ciliary Location	Relation-ship to Reporting Entity	Directly Controlled by (Name of Entity/Person)	Type of Control (Ownership, Board, Management, Attorney-in-Fact, Influence, Other)	If Control is Owner-ship Provide Percen-tage	Ultimate Controlling Entity(ies)/Person(s)	Is an SCA Filing Re-quired? (Yes/No)	*
		00000	98-1443728				UnitedHealthcare International X S.à r.l.	LUX	NIA	UnitedHealthcare International III S.à r.l.	Ownership	100.000	UnitedHealth Group Incorporated	NO	
0707	UnitedHealth Group Incorporated	97179	86-0207231				UnitedHealthcare Life Insurance Company	WI	IA	Golden Rule Financial Corporation	Ownership	100.000	UnitedHealth Group Incorporated	NO	
0707	UnitedHealth Group Incorporated	95784	63-0899562				UnitedHealthcare of Alabama, Inc.	AL	IA	UnitedHealthcare, Inc.	Ownership	100.000	UnitedHealth Group Incorporated	NO	
0707	UnitedHealth Group Incorporated	96016	86-0507074				UnitedHealthcare of Arizona, Inc.	AZ	IA	UnitedHealthcare, Inc.	Ownership	100.000	UnitedHealth Group Incorporated	NO	
0707	UnitedHealth Group Incorporated	95446	63-1036819				UnitedHealthcare of Arkansas, Inc.	AR	IA	UnitedHealthcare, Inc.	Ownership	100.000	UnitedHealth Group Incorporated	NO	
0707	UnitedHealth Group Incorporated	95090	84-1004639				UnitedHealthcare of Colorado, Inc.	CO	IA	UnitedHealthcare, Inc.	Ownership	100.000	UnitedHealth Group Incorporated	NO	
0707	UnitedHealth Group Incorporated	95264	59-1293865				UnitedHealthcare of Florida, Inc.	FL	IA	UnitedHealthcare, Inc.	Ownership	100.000	UnitedHealth Group Incorporated	NO	
0707	UnitedHealth Group Incorporated	95850	58-1653544				UnitedHealthcare of Georgia, Inc.	GA	IA	UnitedHealthcare, Inc.	Ownership	100.000	UnitedHealth Group Incorporated	NO	
0707	UnitedHealth Group Incorporated	95776	36-3280214				UnitedHealthcare of Illinois, Inc.	IL	IA	UnitedHealthcare, Inc.	Ownership	100.000	UnitedHealth Group Incorporated	NO	
0707	UnitedHealth Group Incorporated	96644	62-1240316				UnitedHealthcare of Kentucky, Inc.	KY	IA	United HealthCare Services, Inc.	Ownership	94.172	UnitedHealth Group Incorporated	NO	
0707	UnitedHealth Group Incorporated	96644	62-1240316				UnitedHealthcare of Kentucky, Ltd.	KY	IA	UnitedHealthcare, Inc.	Ownership	5.828	UnitedHealth Group Incorporated	NO	
0707	UnitedHealth Group Incorporated	95833	72-1074008				UnitedHealthcare of Louisiana, Inc.	LA	IA	UnitedHealthcare, Inc.	Ownership	100.000	UnitedHealth Group Incorporated	NO	
0707	UnitedHealth Group Incorporated	95716	63-1036817				UnitedHealthcare of Mississippi, Inc.	MS	IA	UnitedHealthcare, Inc.	Ownership	100.000	UnitedHealth Group Incorporated	NO	
0707	UnitedHealth Group Incorporated	95149	05-0413469				UnitedHealthcare of New England, Inc.	RI	IA	United HealthCare Services, Inc.	Ownership	100.000	UnitedHealth Group Incorporated	NO	
0707	UnitedHealth Group Incorporated	13214	26-2697886				UnitedHealthcare of New Mexico, Inc.	NM	IA	UnitedHealthcare Insurance Company	Ownership	100.000	UnitedHealth Group Incorporated	NO	
0707	UnitedHealth Group Incorporated	95085	06-1172891				UnitedHealthcare of New York, Inc.	NY	IA	AmeriChoice Corporation	Ownership	100.000	UnitedHealth Group Incorporated	NO	
0707	UnitedHealth Group Incorporated	95103	56-1461010				UnitedHealthcare of North Carolina, Inc.	NC	IA	UnitedHealthcare, Inc.	Ownership	100.000	UnitedHealth Group Incorporated	NO	
0707	UnitedHealth Group Incorporated	95186	31-1142815				UnitedHealthcare of Ohio, Inc.	OH	IA	United HealthCare Services, Inc.	Ownership	100.000	UnitedHealth Group Incorporated	NO	
0707	UnitedHealth Group Incorporated	96903	33-0115166				UnitedHealthcare of Oklahoma, Inc.	OK	IA	United HealthCare Services, Inc.	Ownership	100.000	UnitedHealth Group Incorporated	NO	
0707	UnitedHealth Group Incorporated	95893	93-0938819				UnitedHealthcare of Oregon, Inc.	OR	IA	United HealthCare Services, Inc.	Ownership	100.000	UnitedHealth Group Incorporated	NO	
0707	UnitedHealth Group Incorporated	95220	25-1756858				UnitedHealthcare of Pennsylvania, Inc.	PA	IA	Three Rivers Holdings, Inc.	Ownership	100.000	UnitedHealth Group Incorporated	NO	
0707	UnitedHealth Group Incorporated	16740	35-2674992				UnitedHealthcare of South Carolina, Inc.	SC	IA	UnitedHealthcare, Inc.	Ownership	100.000	UnitedHealth Group Incorporated	NO	
0707	UnitedHealth Group Incorporated	95765	95-3939697				UnitedHealthcare of Texas, Inc.	TX	IA	UnitedHealthcare, Inc.	Ownership	100.000	UnitedHealth Group Incorporated	NO	
0707	UnitedHealth Group Incorporated	95025	52-1130183				UnitedHealthcare of the Mid-Atlantic, Inc.	MD	IA	UnitedHealthcare, Inc.	Ownership	100.000	UnitedHealth Group Incorporated	NO	
0707	UnitedHealth Group Incorporated	95591	47-0676824				UnitedHealthcare of the Midlands, Inc.	NE	IA	UnitedHealthcare, Inc.	Ownership	100.000	UnitedHealth Group Incorporated	NO	
0707	UnitedHealth Group Incorporated	96385	43-1361841				UnitedHealthcare of the Midwest, Inc.	MO	IA	UnitedHealthcare, Inc.	Ownership	100.000	UnitedHealth Group Incorporated	NO	
0707	UnitedHealth Group Incorporated	95685	86-0875231				UnitedHealthcare of the Rockies, Inc.	UT	IA	United HealthCare Services, Inc.	Ownership	100.000	UnitedHealth Group Incorporated	NO	
0707	UnitedHealth Group Incorporated	95501	41-1488563				UnitedHealthcare of Utah, Inc.	UT	IA	UnitedHealthcare, Inc.	Ownership	100.000	UnitedHealth Group Incorporated	NO	
0707	UnitedHealth Group Incorporated	48038	91-1312551				UnitedHealthcare of Washington, Inc.	WA	IA	United HealthCare Services, Inc.	Ownership	100.000	UnitedHealth Group Incorporated	NO	
0707	UnitedHealth Group Incorporated	95710	39-1555888				UnitedHealthcare of Wisconsin, Inc.	WI	IA	UnitedHealthcare, Inc.	Ownership	100.000	UnitedHealth Group Incorporated	NO	
0707	UnitedHealth Group Incorporated	95378	36-3379945				UnitedHealthcare Plan of the River Valley, Inc.	IL	IA	UnitedHealthcare, Inc.	Ownership	100.000	UnitedHealth Group Incorporated	NO	
		00000	47-0854646				UnitedHealthcare Service LLC	DE	NIA	UnitedHealthcare Insurance Company	Ownership	100.000	UnitedHealth Group Incorporated	NO	
		00000	01-0518346				UnitedHealthcare Specialty Benefits, LLC	ME	NIA	Specialty Benefits, LLC	Ownership	100.000	UnitedHealth Group Incorporated	NO	
		00000	41-1922511				UnitedHealthcare, Inc.	DE	NIA	United HealthCare Services, Inc.	Ownership	100.000	UnitedHealth Group Incorporated	NO	
		00000	27-0815205				Unity Health Network, LLC	DE	NIA	Collaborative Care Holdings, LLC	Ownership	80.100	UnitedHealth Group Incorporated	NO	
		00000	83-4657754				Upland Holdings, LLC	CA	NIA	NSC Upland, LLC	Ownership	58.991	UnitedHealth Group Incorporated	NO	
		00000	33-0812827				Upland Outpatient Surgical Center, L.P.	CA	NIA	Upland Holdings, LLC	Ownership	51.000	UnitedHealth Group Incorporated	NO	
		00000	88-1704103				Urgent Care Holding Company, Inc.	DE	NIA	Optum Clinics Intermediate Holdings, Inc.	Ownership	100.000	UnitedHealth Group Incorporated	NO	
		00000	26-0382877				Urgent Care Holdings, LLC	DE	NIA	Urgent Care Holding Company, Inc.	Ownership	100.000	UnitedHealth Group Incorporated	NO	
		00000	26-3667220				Urgent Care MSO, LLC	DE	NIA	Urgent Care Holdings, LLC	Ownership	100.000	UnitedHealth Group Incorporated	NO	
		00000	75-2613230				Urology Associates of North Texas, P.L.L.C.	TX	NIA	USMD Affiliated Services	Ownership	100.000	UnitedHealth Group Incorporated	NO	
		00000	20-3887008				USHEALTH Academy, Inc.	TX	NIA	USHEALTH Group, Inc.	Ownership	100.000	UnitedHealth Group Incorporated	NO	
		00000	26-4163593				USHEALTH Administrators, LLC	DE	NIA	USHEALTH Group, Inc.	Ownership	100.000	UnitedHealth Group Incorporated	NO	
		00000	26-3887598				USHEALTH Advisors, LLC	TX	NIA	USHEALTH Career Agency, Inc.	Ownership	100.000	UnitedHealth Group Incorporated	NO	
		00000	75-2192748				USHEALTH Career Agency, Inc.	DE	NIA	USHEALTH Group, Inc.	Ownership	100.000	UnitedHealth Group Incorporated	NO	
		00000	75-2225185				USHEALTH Funding, Inc.	DE	NIA	USHEALTH Group, Inc.	Ownership	100.000	UnitedHealth Group Incorporated	NO	
		00000	73-1165000				USHEALTH Group, Inc.	DE	NIA	Golden Rule Financial Corporation	Ownership	100.000	UnitedHealth Group Incorporated	NO	
		00000	20-8048861				USMD Administrative Services, L.L.C.	TX	NIA	USMD Inc.	Ownership	100.000	UnitedHealth Group Incorporated	NO	
		00000	27-2956222				USMD Affiliated Services	TX	NIA	USMD Inc.	Ownership	100.000	UnitedHealth Group Incorporated	NO	
		00000	27-2803133				USMD Diagnostic Services, LLC	TX	NIA	WellMed Networks, Inc.	Ownership	100.000	UnitedHealth Group Incorporated	NO	1
		00000	27-2866866				USMD Holdings, Inc.	DE	NIA	WellMed Medical Management, Inc.	Ownership	100.000	UnitedHealth Group Incorporated	NO	
		00000	73-1662763				USMD Hospital at Arlington, L.P.	TX	NIA	MAT-RX DEVELOPMENT, L.L.C.	Ownership	45.396	UnitedHealth Group Incorporated	NO	1

SCHEDULE Y
PART 1A - DETAIL OF INSURANCE HOLDING COMPANY SYSTEM

1	2	3	4	5	6	7	8	9	10	11	12	13	14	15	16
Group Code	Group Name	NAIC Company Code	ID Number	Federal RSSD	CIK	Name of Securities Exchange if Publicly Traded (U.S. or International)	Names of Parent, Subsidiaries Or Affiliates	Domi-ciliary Location	Relation-ship to Reporting Entity	Directly Controlled by (Name of Entity/Person)	Type of Control (Ownership, Board, Management, Attorney-in-Fact, Influence, Other)	If Control is Owner-ship Provide Percen-tage	Ultimate Controlling Entity(ies)/Person(s)	Is an SCA Filing Re-quired? (Yes/No)	*
		.00000	20-3571243				USMD Hospital at Fort Worth, L.P.	TX	NIA.....	MAT-RX DEVELOPMENT, L.L.C.	Ownership.....	20.024	UnitedHealth Group IncorporatedNO.....	..1.....
		.00000	20-8050318				USMD Inc.	TX	NIA.....	USMD Holdings, Inc.	Ownership.....	100.000	UnitedHealth Group IncorporatedNO.....	
		.00000	73-1662757				USMD of Arlington GP, L.L.C.	TX	NIA.....	MAT-RX DEVELOPMENT, L.L.C.	Ownership.....	100.000	UnitedHealth Group IncorporatedNO.....	..1.....
		.00000	35-2446102				USMD PPM, LLC	TX	NIA.....	USMD Inc.	Ownership.....	100.000	UnitedHealth Group IncorporatedNO.....	
		.00000	87-0757396				Valley Physicians Network, Inc.	CA	NIA.....	PrimeCare Medical Network, Inc.	Ownership.....	100.000	UnitedHealth Group IncorporatedNO.....	
		.00000	85-0780051				Vascular Labs of the Rockies ASC, LLC	DE	NIA.....	SCA-VLR Holdings Company, LLC	Ownership.....	51.000	UnitedHealth Group IncorporatedNO.....	
		.00000	81-2820395				Via Vitae MSO, LLC	DE	NIA.....	OC Cardiology Practice Partners, LLC	Ownership.....	70.000	UnitedHealth Group IncorporatedNO.....	
		.00000	98-1443076				Vida Integra S.p.A.	CHL	NIA.....	Saden S.A.	Ownership.....	0.000	UnitedHealth Group IncorporatedNO.....	
		.00000	98-1443076				Vida Integra S.p.A.	CHL	NIA.....	Banmédica S.A.	Ownership.....	100.000	UnitedHealth Group IncorporatedNO.....	
		.00000					Vida Tres S.A.	CHL	NIA.....	Clinica Dávila y Servicios Médicos S.p.A.	Ownership.....	0.000	UnitedHealth Group IncorporatedNO.....	
		.00000					Vida Tres S.A.	CHL	NIA.....	Banmédica S.A.	Ownership.....	100.000	UnitedHealth Group IncorporatedNO.....	
		.00000	85-2278858				Virtua-SCA Holdings II, LLC	DE	NIA.....	SCA Outside New Jersey, LLC	Ownership.....	45.000	UnitedHealth Group IncorporatedNO.....	..2.....
		.00000	47-3247166				Virtua-SCA Holdings, LLC	NJ	NIA.....	SCA-New Jersey, LLC	Ownership.....	45.000	UnitedHealth Group IncorporatedNO.....	..2.....
		.00000	47-4149749				Virtual Therapeutics Corporation	DE	NIA.....	Optum Labs, LLC	Ownership.....	5.613	UnitedHealth Group IncorporatedNO.....	
		.00000	47-4149749				Virtual Therapeutics Corporation	DE	NIA.....	United HealthCare Services, Inc.	Ownership.....	36.552	UnitedHealth Group IncorporatedNO.....	
		.00000	47-4149749				Virtual Therapeutics Corporation	DE	NIA.....	UnitedHealth Group Ventures, LLC	Ownership.....	41.670	UnitedHealth Group IncorporatedNO.....	
		.00000	85-1453387				Vitucci, LCSW, P.C.	IL	NIA.....	Physician(s) Owned	Influence.....	0.000	UnitedHealth Group IncorporatedNO.....	..1.....
		.00000					Vivify Health Canada, Inc.	CAN	NIA.....	Vivify Health, Inc.	Ownership.....	100.000	UnitedHealth Group IncorporatedNO.....	
		.00000	27-1348358				Vivify Health, Inc.	DE	NIA.....	OptumHealth Care Solutions, LLC	Ownership.....	100.000	UnitedHealth Group IncorporatedNO.....	
		.00000	46-1558718				VPay Benefits Corporation	TX	NIA.....	VPay, Inc.	Ownership.....	100.000	UnitedHealth Group IncorporatedNO.....	
		.00000	85-4390422				VPay Intermediate Holdings, LLC	DE	NIA.....	Optum Financial, Inc.	Ownership.....	100.000	UnitedHealth Group IncorporatedNO.....	
		.00000	75-2405220				VPay, Inc.	TX	NIA.....	VPay Intermediate Holdings, LLC	Ownership.....	100.000	UnitedHealth Group IncorporatedNO.....	
		.00000	36-4499777				Walnut Hill Surgery Center, LLC	TX	NIA.....	Surgical Care Affiliates, LLC	Influence.....	0.000	UnitedHealth Group IncorporatedNO.....	
		.00000	36-3469841				Wauwatosa Outpatient Surgery Center, LLC	DE	NIA.....	Surgery Centers-West Holdings, LLC	Ownership.....	100.000	UnitedHealth Group IncorporatedNO.....	
		.00000	36-3469839				Wauwatosa Surgery Center, LLC	DE	NIA.....	Wauwatosa Outpatient Surgery Center, LLC	Ownership.....	20.000	UnitedHealth Group IncorporatedNO.....	..2.....
		.00000	20-5429310				Wayland Square Surgicare Acquisition, L.P.	RI	NIA.....	Surgery Center Holding, LLC	Ownership.....	1.000	UnitedHealth Group IncorporatedNO.....	
		.00000	20-5429310				Wayland Square Surgicare Acquisition, L.P.	RI	NIA.....	SC Affiliates, LLC	Ownership.....	99.000	UnitedHealth Group IncorporatedNO.....	
		.00000	75-2500274				Wayland Square Surgicare GP, Inc.	RI	NIA.....	Surgery Center Holding, LLC	Ownership.....	100.000	UnitedHealth Group IncorporatedNO.....	
		.00000	46-2854394				Waypoint Minnesota PC	MN	NIA.....	Physician(s) Owned	Influence.....	0.000	UnitedHealth Group IncorporatedNO.....	..1.....
		.00000	46-2859426				Waypoint Minnesota Sports PC	MN	NIA.....	Orthology Inc.	Ownership.....	100.000	UnitedHealth Group IncorporatedNO.....	
		.00000	84-2233329				WellMed Florida Medicare ACO, LLC	TX	NIA.....	WellMed Network of Florida, Inc.	Ownership.....	100.000	UnitedHealth Group IncorporatedNO.....	..1.....
		.00000	45-2158334				WellMed Florida Services, PLLC	TX	NIA.....	WellMed Networks, Inc.	Ownership.....	100.000	UnitedHealth Group IncorporatedNO.....	..1.....
		.00000	84-2178104				WellMed Greater Texas Medicare ACO, LLC	TX	NIA.....	WellMed Networks, Inc.	Ownership.....	100.000	UnitedHealth Group IncorporatedNO.....	..1.....
		.00000	74-2574229				WellMed Medical Group, P.A.	TX	NIA.....	Physician(s) Owned	Influence.....	0.000	UnitedHealth Group IncorporatedNO.....	..1.....
		.00000	74-2797745				WellMed Medical Management of Florida, Inc.	FL	NIA.....	WellMed Medical Management, Inc.	Ownership.....	100.000	UnitedHealth Group IncorporatedNO.....	
		.00000	74-2786364				WellMed Medical Management, Inc.	TX	NIA.....	Collaborative Care Holdings, LLC	Ownership.....	85.000	UnitedHealth Group IncorporatedNO.....	
		.00000	35-2314192				WellMed Network of Florida, Inc.	TX	NIA.....	WellMed Networks, Inc.	Ownership.....	100.000	UnitedHealth Group IncorporatedNO.....	..1.....
		.00000	41-2250215				WellMed Networks - DFW, Inc.	TX	NIA.....	WellMed Networks, Inc.	Ownership.....	100.000	UnitedHealth Group IncorporatedNO.....	..1.....
		.00000	74-2889447				WellMed Networks, Inc.	TX	NIA.....	Physician(s) Owned	Influence.....	0.000	UnitedHealth Group IncorporatedNO.....	..1.....
		.00000	92-0183013				WellMed of Las Cruces, Inc.	TX	NIA.....	WellMed Networks, Inc.	Ownership.....	100.000	UnitedHealth Group IncorporatedNO.....	..1.....
		.00000	84-2193803				WellMed Tampa/Orlando Medicare ACO, LLC	TX	NIA.....	WellMed Network of Florida, Inc.	Ownership.....	100.000	UnitedHealth Group IncorporatedNO.....	..1.....
		.00000	84-2219968				WellMed Texas Medicare ACO, LLC	TX	NIA.....	WellMed Networks, Inc.	Ownership.....	100.000	UnitedHealth Group IncorporatedNO.....	..1.....
		.00000	88-2731487				WellSpan-SCA Holdings, LLC	DE	NIA.....	SCA-Hagerstown, LLC	Ownership.....	100.000	UnitedHealth Group IncorporatedNO.....	
		.00000	27-2809113				West Coast Endoscopy Holdings, LLC	DE	NIA.....	SCA Surgery Holdings, LLC	Ownership.....	100.000	UnitedHealth Group IncorporatedNO.....	
		.00000					Western Connecticut Orthopedic Surgical Center, LLC	CT	NIA.....	SCA-Western Connecticut, LLC	Ownership.....	57.911	UnitedHealth Group IncorporatedNO.....	
		.00000	47-4468184				Westgreen Surgical Center, LLC	TX	NIA.....	SCA Westgreen Holdings, LLC	Ownership.....	51.001	UnitedHealth Group IncorporatedNO.....	
		.00000	85-3312235				WestHealth JV Holdings, LLC	DE	NIA.....	SCA West Health Holdings, LLC	Ownership.....	30.000	UnitedHealth Group IncorporatedNO.....	..2.....
		.00000	37-1763155				WestHealth Surgery Center, LLC	MN	NIA.....	WestHealth JV Holdings, LLC	Ownership.....	51.000	UnitedHealth Group IncorporatedNO.....	..2.....
		.00000	45-0636596				WESTMED Practice Partners LLC	DE	NIA.....	Collaborative Care Holdings, LLC	Ownership.....	100.000	UnitedHealth Group IncorporatedNO.....	
		.00000	27-4816583				Wilson Creek Surgical Center, LLC	TX	NIA.....	Surgical Care Affiliates, LLC	Influence.....	0.000	UnitedHealth Group IncorporatedNO.....	
		.00000	85-3366699				Woodbury Surgery Center, LLC	MN	NIA.....	SCA Woodbury Holdings, LLC	Ownership.....	51.000	UnitedHealth Group IncorporatedNO.....	..2.....
		.00000	45-4281054				XAS Infusion Suites, Inc.	TX	NIA.....	Diplomat Pharmacy, Inc.	Ownership.....	100.000	UnitedHealth Group IncorporatedNO.....	
		.00000	52-2102846				XLHealth Corporation	MD	NIA.....	United HealthCare Services, Inc.	Ownership.....	100.000	UnitedHealth Group IncorporatedNO.....	

SCHEDULE Y
PART 1A - DETAIL OF INSURANCE HOLDING COMPANY SYSTEM

1	2	3	4	5	6	7	8	9	10	11	12	13	14	15	16
Group Code	Group Name	NAIC Company Code	ID Number	Federal RSSD	CIK	Name of Securities Exchange if Publicly Traded (U.S. or International)	Names of Parent, Subsidiaries Or Affiliates	Domi-ciliary Loca-tion	Relation-ship to Reporting Entity	Directly Controlled by (Name of Entity/Person)	Type of Control (Ownership, Board, Management, Attorney-in-Fact, Influence, Other)	If Control is Owner-ship Provide Percen-tage	Ultimate Controlling Entity(ies)/Person(s)	Is an SCA Filing Re-quired? (Yes/No)	*
	00000.....	98-1107695.....				XLHealth Corporation India Private Limited.....	..IND.....NIA.....	XLHealth Corporation.....	Ownership.....	99.998.....	UnitedHealth Group Incorporated.....NO.....	
	00000.....	98-1107695.....				XLHealth Corporation India Private Limited.....	..IND.....NIA.....	UnitedHealth International, Inc.	Ownership.....	0.002.....	UnitedHealth Group Incorporated.....NO.....	
	00000.....	46-3537245.....				XLHome Michigan, P.C.MI.....NIA.....	Physician(s) Owned.....	Influence.....	0.000.....	UnitedHealth Group Incorporated.....NO.....1.....
	00000.....	45-5530241.....				XLHome Northeast, P.C.NJ.....NIA.....	Physician(s) Owned.....	Influence.....	0.000.....	UnitedHealth Group Incorporated.....NO.....1.....
	00000.....	46-2931689.....				XLHome Oklahoma, Inc.OK.....NIA.....	Physician(s) Owned.....	Influence.....	0.000.....	UnitedHealth Group Incorporated.....NO.....1.....
	00000.....	27-3543997.....				XLHome, P.C.MD.....NIA.....	Physician(s) Owned.....	Influence.....	0.000.....	UnitedHealth Group Incorporated.....NO.....1.....
	00000.....	81-2385235.....				Xplor Counseling, LLC.....	..HI.....NIA.....	Refresh Mental Health, Inc.	Ownership.....	100.000.....	UnitedHealth Group Incorporated.....NO.....	

Asterisk	Explanation
1	Represents a physician or physicians' owned entity (with respect to the ultimate controlling entity), where the entity is deemed to be influenced by the ultimate controlling entity.
2	Represents a minority-owned entity (with respect to the controlling entity), where the entity is deemed to be influenced by the ultimate controlling entity.
3	TBD - Additional ownership information will be disclosed in a future reporting period.

SUPPLEMENTAL EXHIBITS AND SCHEDULES INTERROGATORIES

The following supplemental reports are required to be filed as part of your statement filing. However, in the event that your company does not transact the type of business for which the special report must be filed, your response of NO to the specific interrogatory will be accepted in lieu of filing a "NONE" report and a bar code will be printed below. If the supplement is required of your company but is not being filed for whatever reason enter SEE EXPLANATION and provide an explanation following the interrogatory questions.

	Response
1. Will the Trusteed Surplus Statement be filed with the state of domicile and the NAIC with this statement?	NO
2. Will the Medicare Part D Coverage Supplement be filed with the state of domicile and the NAIC with this statement?	NO
3. Will the Reasonableness of Assumptions Certification required by Actuarial Guideline XXXV be filed with the state of domicile and electronically with the NAIC?	NO
4. Will the Reasonableness and Consistency of Assumptions Certification required by Actuarial Guideline XXXV be filed with the state of domicile and electronically with the NAIC?	NO
5. Will the Reasonableness of Assumptions Certification for Implied Guaranteed Rate Method required by Actuarial Guideline XXXVI be filed with the state of domicile and electronically with the NAIC?	NO
6. Will the Reasonableness and Consistency of Assumptions Certification required by Actuarial Guideline XXXVI (Updated Average Market Value) be filed with the state of domicile and electronically with the NAIC?	NO
7. Will the Reasonableness and Consistency of Assumptions Certification required by Actuarial Guideline XXXVI (Updated Market Value) be filed with the state of domicile and electronically with the NAIC?	NO
8. Will the Life PBR Statement of Exemption be filed with the state of domicile by July 1st and electronically with the NAIC with the second quarterly filing per the Valuation Manual (by August 15)? (2nd Quarter Only) The response for 1st and 3rd quarters should be N/A. A NO response resulting with a bar code is only appropriate in the 2nd quarter.	SEE EXPLANATION

AUGUST FILING


9. Will the regulator-only (non-public) Communication of Internal Control Related Matters Noted in Audit be filed with the state of domicile and electronically with the NAIC (as a regulator-only non-public document) by August 1? The response for 1st and 3rd quarters should be N/A. A NO response resulting with a bar code is only appropriate in the 2nd quarter.	YES
--	-----

Explanation:

1.
2.
3.
4.
5.
6.
7.
8. The Company is utilizing an ongoing statement of exemption.

Bar Code:

1. Trusteed Surplus Statement [Document Identifier 490]
2. Medicare Part D Coverage Supplement [Document Identifier 365]
3. Reasonableness of Assumptions Certification required by Actuarial Guideline XXXV [Document Identifier 445]
4. Reasonableness and Consistency of Assumptions Certification required by Actuarial Guideline XXXV [Document Identifier 446]
5. Reasonableness of Assumptions Certification for Implied Guaranteed Rate Method required by Actuarial Guideline XXXVI [Document Identifier 447]
6. Reasonableness and Consistency of Assumptions Certification required by Actuarial Guideline XXXVI [Document Identifier 448]
7. Reasonableness and Consistency of Assumptions Certification required by Actuarial Guideline XXXVI (Updated Market Value) [Document Identifier 449]



OVERFLOW PAGE FOR WRITE-INS

SCHEDULE A - VERIFICATION

Real Estate

	1	2
	Year to Date	Prior Year Ended December 31
1. Book/adjusted carrying value, December 31 of prior year		
2. Cost of acquired:		
2.1 Actual cost at time of acquisition		
2.2 Additional investment made after acquisition		
3. Current year change in encumbrances		
4. Total gain (loss) on disposals		
5. Deduct amounts received on disposals		
6. Total foreign exchange change in book/adjusted carrying value		
7. Deduct current year's other than temporary impairment recognized		
8. Deduct current year's depreciation		
9. Book/adjusted carrying value at the end of current period (Lines 1+2+3+4-5+6-7-8)		
10. Deduct total nonadmitted amounts		
11. Statement value at end of current period (Line 9 minus Line 10)		

SCHEDULE B - VERIFICATION

Mortgage Loans

	1	2
	Year to Date	Prior Year Ended December 31
1. Book value/recorded investment excluding accrued interest, December 31 of prior year		
2. Cost of acquired:		
2.1 Actual cost at time of acquisition		
2.2 Additional investment made after acquisition		
3. Capitalized deferred interest and other		
4. Accrual of discount		
5. Unrealized valuation increase (decrease)		
6. Total gain (loss) on disposals		
7. Deduct amounts received on disposals		
8. Deduct amortization of premium and mortgage interest paid and commitment fees		
9. Total foreign exchange change in book value/recorded investment excluding accrued interest		
10. Deduct current year's other than temporary impairment recognized		
11. Book value/recorded investment excluding accrued interest at end of current period (Lines 1+2+3+4+5+6-7-8+9-10)		
12. Total valuation allowance		
13. Subtotal (Line 11 plus Line 12)		
14. Deduct total nonadmitted amounts		
15. Statement value at end of current period (Line 13 minus Line 14)		

SCHEDULE BA - VERIFICATION

Other Long-Term Invested Assets

	1	2
	Year to Date	Prior Year Ended December 31
1. Book/adjusted carrying value, December 31 of prior year		
2. Cost of acquired:		
2.1 Actual cost at time of acquisition		
2.2 Additional investment made after acquisition		
3. Capitalized deferred interest and other		
4. Accrual of discount		
5. Unrealized valuation increase (decrease)		
6. Total gain (loss) on disposals		
7. Deduct amounts received on disposals		
8. Deduct amortization of premium and depreciation		
9. Total foreign exchange change in book/adjusted carrying value		
10. Deduct current year's other than temporary impairment recognized		
11. Book/adjusted carrying value at end of current period (Lines 1+2+3+4+5+6-7-8+9-10)		
12. Deduct total nonadmitted amounts		
13. Statement value at end of current period (Line 11 minus Line 12)		

SCHEDULE D - VERIFICATION

Bonds and Stocks

	1	2
	Year to Date	Prior Year Ended December 31
1. Book/adjusted carrying value of bonds and stocks, December 31 of prior year	2,245,178	2,683,767
2. Cost of bonds and stocks acquired	209,036	1,824,350
3. Accrual of discount	0	111
4. Unrealized valuation increase (decrease)	0	0
5. Total gain (loss) on disposals	0	0
6. Deduct consideration for bonds and stocks disposed of	205,000	2,245,000
7. Deduct amortization of premium	13,793	18,050
8. Total foreign exchange change in book/adjusted carrying value	0	0
9. Deduct current year's other than temporary impairment recognized	0	0
10. Total investment income recognized as a result of prepayment penalties and/or acceleration fees	0	0
11. Book/adjusted carrying value at end of current period (Lines 1+2+3+4+5-6-7+8-9+10)	2,235,421	2,245,178
12. Deduct total nonadmitted amounts	0	0
13. Statement value at end of current period (Line 11 minus Line 12)	2,235,421	2,245,178

SCHEDULE D - PART 1B

Showing the Acquisitions, Dispositions and Non-Trading Activity
During the Current Quarter for all Bonds and Preferred Stock by NAIC Designation

NAIC Designation	1 Book/Adjusted Carrying Value Beginning of Current Quarter	2 Acquisitions During Current Quarter	3 Dispositions During Current Quarter	4 Non-Trading Activity During Current Quarter	5 Book/Adjusted Carrying Value End of First Quarter	6 Book/Adjusted Carrying Value End of Second Quarter	7 Book/Adjusted Carrying Value End of Third Quarter	8 Book/Adjusted Carrying Value December 31 Prior Year
BONDS								
1. NAIC 1 (a)	2,242,351	0	0	(6,929)	2,242,351	2,235,422	0	2,245,178
2. NAIC 2 (a)	0	0	0	0	0	0	0	0
3. NAIC 3 (a)	0	0	0	0	0	0	0	0
4. NAIC 4 (a)	0	0	0	0	0	0	0	0
5. NAIC 5 (a)	0	0	0	0	0	0	0	0
6. NAIC 6 (a)	0	0	0	0	0	0	0	0
7. Total Bonds	2,242,351	0	0	(6,929)	2,242,351	2,235,422	0	2,245,178
PREFERRED STOCK								
8. NAIC 1	0	0	0	0	0	0	0	0
9. NAIC 2	0	0	0	0	0	0	0	0
10. NAIC 3	0	0	0	0	0	0	0	0
11. NAIC 4	0	0	0	0	0	0	0	0
12. NAIC 5	0	0	0	0	0	0	0	0
13. NAIC 6	0	0	0	0	0	0	0	0
14. Total Preferred Stock	0	0	0	0	0	0	0	0
15. Total Bonds and Preferred Stock	2,242,351	0	0	(6,929)	2,242,351	2,235,422	0	2,245,178

(a) Book/Adjusted Carrying Value column for the end of the current reporting period includes the following amount of short-term and cash equivalent bonds by NAIC designation:

NAIC 1 \$0 ; NAIC 2 \$0 ; NAIC 3 \$0 NAIC 4 \$0 ; NAIC 5 \$0 ; NAIC 6 \$0

Schedule DA - Part 1 - Short-Term Investments

N O N E

Schedule DA - Verification - Short-Term Investments

N O N E

Schedule DB - Part A - Verification - Options, Caps, Floors, Collars, Swaps and Forwards

N O N E

Schedule DB - Part B - Verification - Futures Contracts

N O N E

Schedule DB - Part C - Section 1 - Replication (Synthetic Asset) Transactions (RSATs) Open

N O N E

Schedule DB-Part C-Section 2-Reconciliation of Replication (Synthetic Asset) Transactions Open

N O N E

Schedule DB - Verification - Book/Adjusted Carrying Value, Fair Value and Potential Exposure of
Derivatives

N O N E

SCHEDULE E - PART 2 - VERIFICATION

(Cash Equivalents)

	1	2
	Year To Date	Prior Year Ended December 31
1. Book/adjusted carrying value, December 31 of prior year690,003	.690,067
2. Cost of cash equivalents acquired226,434	.255,153
3. Accrual of discount	0	0
4. Unrealized valuation increase (decrease)	0	0
5. Total gain (loss) on disposals	0	0
6. Deduct consideration received on disposals229	.255,217
7. Deduct amortization of premium	0	0
8. Total foreign exchange change in book/adjusted carrying value	0	0
9. Deduct current year's other than temporary impairment recognized	0	0
10. Book/adjusted carrying value at end of current period (Lines 1+2+3+4+5-6-7+8-9)916,208	.690,003
11. Deduct total nonadmitted amounts	0	0
12. Statement value at end of current period (Line 10 minus Line 11)	916,208	690,003

Schedule A - Part 2 - Real Estate Acquired and Additions Made

N O N E

Schedule A - Part 3 - Real Estate Disposed

N O N E

Schedule B - Part 2 - Mortgage Loans Acquired and Additions Made

N O N E

Schedule B - Part 3 - Mortgage Loans Disposed, Transferred or Repaid

N O N E

Schedule BA - Part 2 - Other Long-Term Invested Assets Acquired and Additions Made

N O N E

Schedule BA - Part 3 - Other Long-Term Invested Assets Disposed, Transferred or Repaid

N O N E

Schedule D - Part 3 - Long-Term Bonds and Stocks Acquired

N O N E

Schedule D - Part 4 - Long-Term Bonds and Stocks Sold, Redeemed or Otherwise Disposed Of

N O N E

Schedule DB - Part A - Section 1 - Options, Caps, Floors, Collars, Swaps and Forwards Open

N O N E

Schedule DB - Part B - Section 1 - Futures Contracts Open

N O N E

Schedule DB - Part B - Section 1B - Brokers with whom cash deposits have been made

N O N E

Schedule DB - Part D - Section 1 - Counterparty Exposure for Derivative Instruments Open

N O N E

Schedule DB - Part D-Section 2 - Collateral for Derivative Instruments Open - Pledged By

N O N E

Schedule DB - Part D-Section 2 - Collateral for Derivative Instruments Open - Pledged To

N O N E

Schedule DB - Part E - Derivatives Hedging Variable Annuity Guarantees

N O N E

Schedule DL - Part 1 - Reinvested Collateral Assets Owned

N O N E

Schedule DL - Part 2 - Reinvested Collateral Assets Owned

N O N E

SCHEDULE E - PART 1 - CASH

Month End Depository Balances

1	2	3	4	5	Book Balance at End of Each Month During Current Quarter			9
					6	7	8	
					First Month	Second Month	Third Month	
Depository	Code	Rate of Interest	Amount of Interest Received During Current Quarter	Amount of Interest Accrued at Current Statement Date				*
Regions Bank Birmingham, AL0.000	0	0	106,925	107,038	0	XXX
US Bancorp Minneapolis, MN0.000	0	0	100,000	100,000	100,000	XXX
JP Morgan Chase New York, NY0.000	0	0	186,946,149	127,291,520	55,970,592	XXX
0199998. Deposits in ... 0 depositories that do not exceed the allowable limit in any one depository (See instructions) - Open Depositories	XXX	XXX	0	0	0	0	0	XXX
0199999. Totals - Open Depositories	XXX	XXX	0	0	187,153,074	127,498,558	56,070,592	XXX
0299998. Deposits in ... 0 depositories that do not exceed the allowable limit in any one depository (See instructions) - Suspended Depositories	XXX	XXX	0	0	0	0	0	XXX
0299999. Totals - Suspended Depositories	XXX	XXX	0	0	0	0	0	XXX
0399999. Total Cash on Deposit	XXX	XXX	0	0	187,153,074	127,498,558	56,070,592	XXX
0499999. Cash in Company's Office	XXX	XXX	XXX	XXX	0	0	0	XXX
.....								
.....								
.....								
.....								
.....								
.....								
.....								
.....								
.....								
0599999. Total - Cash	XXX	XXX	0	0	187,153,074	127,498,558	56,070,592	XXX

SCHEDULE E - PART 2 - CASH EQUIVALENTS

Show Investments Owned End of Current Quarter

[illegible]