1 4 2 2 9 2 0 2 2 2 0 1 0 0 1 0 2

HEALTH QUARTERLY STATEMENT

AS OF JUNE 30, 2022
OF THE CONDITION AND AFFAIRS OF THE

Aetna Better Health Inc. (an Ohio corporation)

NAIC Group Code 0001 (Current) 0001 (Prior) NAIC Company Code 14229 Employer's ID Number 45-2764938

Organized under the Laws of Ohio State of Domicile or Port of Entry OH

Country of Domicile United States of America

Licensed as business type: Health Maintenance Organization

Is HMO Federally Qualified? Yes [ ] No [X]

Incorporated/Organized 07/15/2011 Commenced Business 03/16/2012

Statutory Home Office 7400 W. Campus Road (Street and Number) New Albany, OH, US 43054 (City or Town, State, Country and Zip Code)

Main Administrative Office 7400 W. Campus Road (Street and Number)
New Albany, OH, US 46054 (City or Town, State, Country and Zip Code) 800-872-3862 (Area Code) (Telephone Number)

Mail Address 151 Farmington Avenue, RT21 (Street and Number or P.O. Box) Hartford, CT, US 06156 (City or Town, State, Country and Zip Code)

Primary Location of Books and Records 7400 W. Campus Road (Street and Number)
New Albany, OH, US 43054 (City or Town, State, Country and Zip Code) 800-872-3862 (Area Code) (Telephone Number)

Internet Website Address www.aetnabetterhealth.com

Statutory Statement Contact Kim E. Roth (Name) 215-775-6508 (Area Code) (Telephone Number)
StatutoryReporting@aetna.com (E-mail Address) 860-262-7767 (FAX Number)

OFFICERS

Chief Executive Officer and President Terry Jason Smith
Principal Financial Officer and Controller Steven Matthew Conte #
Vice President and Secretary Robert Mark Kessler

OTHER

Derek Scott Blunt, Senior Investment Officer
Peter Keller, Assistant Controller
Whitney Dorothy Lavoie, Assistant Controller
Bryan Sheppard Nazworth, Chief Financial Officer
Tracy Louise Smith, Vice President and Treasurer
Bradley Andrew Thompson, Assistant Controller #

DIRECTORS OR TRUSTEES

Bryan Sheppard Nazworth
Sonya Kay Nelson #
Terry Jason Smith

The officers of this reporting entity being duly sworn, each depose and say that they are the described officers of said reporting entity, and that on the reporting period stated above, all of the herein described assets were the absolute property of the said reporting entity, free and clear from any liens or claims thereon, except as herein stated, and that this statement, together with related exhibits, schedules and explanations therein contained, annexed or referred to, is a full and true statement of all the assets and liabilities and of the condition and affairs of the said reporting entity as of the reporting period stated above, and of its income and deductions therefrom for the period ended, and have been completed in accordance with the NAIC Annual Statement Instructions and Accounting Practices and Procedures manual except to the extent that: (1) state law may differ; or, (2) that state rules or regulations require differences in reporting not related to accounting practices and procedures, according to the best of their information, knowledge and belief, respectively. Furthermore, the scope of this attestation by the described officers also includes the related corresponding electronic filing with the NAIC, when required, that is an exact copy (except for formatting differences due to electronic filing) of the enclosed statement. The electronic filing may be requested by various regulators in lieu of or in addition to the enclosed statement.

Terry Jason Smith Chief Executive Officer and President	Robert Mark Kessler Vice President and Secretary	Steven Matthew Conte Principal Financial Officer and Controller
State of..... California County of..... Riverside	State of..... Arizona County of..... Maricopa	State of..... Pennsylvania County of..... Montgomery
Subscribed and sworn to before me this 26th day of July, 2022	Subscribed and sworn to before me this 22 day of July, 2022	Subscribed and sworn to before me this 2nd day of August, 2022
NOTARY PUBLIC (Seal)	NOTARY PUBLIC (Seal)	NOTARY PUBLIC (Seal)

ISSAC ANTONIO CROSS
Notary Public - California
Riverside County
Commission # 2380827
My Comm. Expires Oct 29, 2025

LISA M LAMBERT
Notary Public, State of Arizona
Maricopa County
Commission # 558484
My Commission Expires
January 21, 2023

Commonwealth of Pennsylvania - Notary Seal
KIM E. ROTH, Notary Public
Montgomery County
My Commission Expires April 25, 2025
Commission Number 1141410

a. Is this an original filing? ..... Yes [X] No [ ]
b. If no,
1. State the amendment number.....
2. Date filed .....
3. Number of pages attached.....

ASSETS

	Current Statement Date 1 Assets	2 Nonadmitted Assets	3 Net Admitted Assets (Cols. 1 - 2)	4 December 31 Prior Year Net Admitted Assets
1. Bonds	222,254,893	0	222,254,893	215,601,239
2. Stocks:				
2.1 Preferred stocks	0	0	0	0
2.2 Common stocks	0	0	0	0
3. Mortgage loans on real estate:				
3.1 First liens	3,814,073	0	3,814,073	4,122,014
3.2 Other than first liens			0	0
4. Real estate:				
4.1 Properties occupied by the company (less $ ..... encumbrances)	0	0	0	0
4.2 Properties held for the production of income (less $ ..... encumbrances)			0	0
4.3 Properties held for sale (less $ ..... encumbrances)			0	0
5. Cash ($ (2,094,427)), cash equivalents ($ 42,565,731) and short-term investments ($ .....)	40,471,304		40,471,304	15,621,628
6. Contract loans (including $ ..... premium notes)	0	0	0	0
7. Derivatives		0	0	0
8. Other invested assets	23,250,762		23,250,762	21,681,309
9. Receivables for securities	0	0	0	0
10. Securities lending reinvested collateral assets		0	0	0
11. Aggregate write-ins for invested assets	0	0	0	0
12. Subtotals, cash and invested assets (Lines 1 to 11)	289,791,032	0	289,791,032	257,026,190
13. Title plants less $ ..... charged off (for Title insurers only)	0	0	0	0
14. Investment income due and accrued	1,714,616	0	1,714,616	1,636,678
15. Premiums and considerations:				
15.1 Uncollected premiums and agents' balances in the course of collection	34,986,867	0	34,986,867	57,169,781
15.2 Deferred premiums, agents' balances and installments booked but deferred and not yet due (including $ ..... earned but unbilled premiums)			0	0
15.3 Accrued retrospective premiums ($ 6,490,206) and contracts subject to redetermination ($ 11,957,714)	18,447,920	0	18,447,920	11,486,559
16. Reinsurance:				
16.1 Amounts recoverable from reinsurers	0	0	0	0
16.2 Funds held by or deposited with reinsured companies			0	0
16.3 Other amounts receivable under reinsurance contracts			0	0
17. Amounts receivable relating to uninsured plans	22,630,516	0	22,630,516	53,240,413
18.1 Current federal and foreign income tax recoverable and interest thereon	3,175,936	0	3,175,936	0
18.2 Net deferred tax asset	3,453,504	9,871	3,443,633	3,443,633
19. Guaranty funds receivable or on deposit	0	0	0	0
20. Electronic data processing equipment and software	0	0	0	0
21. Furniture and equipment, including health care delivery assets ($ .....)	0	0	0	0
22. Net adjustment in assets and liabilities due to foreign exchange rates	0	0	0	0
23. Receivables from parent, subsidiaries and affiliates	0	0	0	0
24. Health care ($ 2,682,218) and other amounts receivable	13,951,523	11,269,305	2,682,218	3,842,220
25. Aggregate write-ins for other than invested assets	800,000	800,000	0	0
26. Total assets excluding Separate Accounts, Segregated Accounts and Protected Cell Accounts (Lines 12 to 25)	388,951,914	12,079,176	376,872,738	387,845,474
27. From Separate Accounts, Segregated Accounts and Protected Cell Accounts			0	0
28. Total (Lines 26 and 27)	388,951,914	12,079,176	376,872,738	387,845,474
DETAILS OF WRITE-INS				
1101.				
1102.				
1103.				
1198. Summary of remaining write-ins for Line 11 from overflow page	0	0	0	0
1199. Totals (Lines 1101 through 1103 plus 1198)(Line 11 above)	0	0	0	0
2501. Prepaid Expenses	800,000	800,000	0	0
2502.				
2503.				
2598. Summary of remaining write-ins for Line 25 from overflow page	0	0	0	0
2599. Totals (Lines 2501 through 2503 plus 2598)(Line 25 above)	800,000	800,000	0	0

LIABILITIES, CAPITAL AND SURPLUS

		Current Period			Prior Year
		1 Covered	2 Uncovered	3 Total	4 Total
1.	Claims unpaid (less $ 0 reinsurance ceded)	119,458,295	26,704,312	146,162,607	127,469,798
2.	Accrued medical incentive pool and bonus amounts	2,075,824		2,075,824	2,075,824
3.	Unpaid claims adjustment expenses	3,484,087		3,484,087	3,274,784
4.	Aggregate health policy reserves, including the liability of $ 0 for medical loss ratio rebate per the Public Health Service Act	12,322,291		12,322,291	24,365,307
5.	Aggregate life policy reserves	0		0	0
6.	Property/casualty unearned premium reserve	0		0	0
7.	Aggregate health claim reserves	0		0	0
8.	Premiums received in advance	11,617,980		11,617,980	0
9.	General expenses due or accrued	3,506,584		3,506,584	7,389,607
10.1	Current federal and foreign income tax payable and interest thereon (including $ on realized gains (losses))	0		0	6,044,338
10.2	Net deferred tax liability	0		0	0
11.	Ceded reinsurance premiums payable	0		0	0
12.	Amounts withheld or retained for the account of others	0		0	0
13.	Remittances and items not allocated	0		0	234,133
14.	Borrowed money (including $ current) and interest thereon $ (including $ current)	0		0	0
15.	Amounts due to parent, subsidiaries and affiliates	34,455,801		34,455,801	34,768,170
16.	Derivatives	0		0	0
17.	Payable for securities	0		0	1,979,191
18.	Payable for securities lending	0		0	0
19.	Funds held under reinsurance treaties (with $ 0 authorized reinsurers, $ unauthorized reinsurers and $ certified reinsurers)	0		0	0
20.	Reinsurance in unauthorized and certified ($) companies	0		0	0
21.	Net adjustments in assets and liabilities due to foreign exchange rates			0	0
22.	Liability for amounts held under uninsured plans	177,427		177,427	117,645
23.	Aggregate write-ins for other liabilities (including $ current)	3,341,899	0	3,341,899	2,614,900
24.	Total liabilities (Lines 1 to 23)	190,440,188	26,704,312	217,144,500	210,333,697
25.	Aggregate write-ins for special surplus funds	XXX	XXX	0	0
26.	Common capital stock	XXX	XXX	1	1
27.	Preferred capital stock	XXX	XXX	0	
28.	Gross paid in and contributed surplus	XXX	XXX	115,700,952	115,700,952
29.	Surplus notes	XXX	XXX	0	
30.	Aggregate write-ins for other than special surplus funds	XXX	XXX	0	0
31.	Unassigned funds (surplus)	XXX	XXX	44,027,285	61,810,824
32.	Less treasury stock, at cost:				
	32.1 shares common (value included in Line 26 $)	XXX	XXX	0	
	32.2 shares preferred (value included in Line 27 $)	XXX	XXX		
33.	Total capital and surplus (Lines 25 to 31 minus Line 32)	XXX	XXX	159,728,238	177,511,777
34.	Total liabilities, capital and surplus (Lines 24 and 33)	XXX	XXX	376,872,738	387,845,474
	DETAILS OF WRITE-INS				
2301.	Escheat Payable	3,341,899	0	3,341,899	2,614,900
2302.					
2303.					
2398.	Summary of remaining write-ins for Line 23 from overflow page	0	0	0	0
2399.	Totals (Lines 2301 through 2303 plus 2398)(Line 23 above)	3,341,899	0	3,341,899	2,614,900
2501.		XXX	XXX		
2502.		XXX	XXX		
2503.		XXX	XXX		
2598.	Summary of remaining write-ins for Line 25 from overflow page	XXX	XXX	0	0
2599.	Totals (Lines 2501 through 2503 plus 2598)(Line 25 above)	XXX	XXX	0	0
3001.		XXX	XXX		
3002.		XXX	XXX		
3003.		XXX	XXX		
3098.	Summary of remaining write-ins for Line 30 from overflow page	XXX	XXX	0	0
3099.	Totals (Lines 3001 through 3003 plus 3098)(Line 30 above)	XXX	XXX	0	0

STATEMENT OF REVENUE AND EXPENSES

		Current Year To Date		Prior Year To Date	Prior Year Ended December 31
		1 Uncovered	2 Total	3 Total	4 Total
1.	Member Months	XXX	169,193	158,180	324,774
2.	Net premium income (including $ non-health premium income)	XXX	523,648,683	483,434,884	974,754,422
3.	Change in unearned premium reserves and reserve for rate credits	XXX	2,351,887	(8,630,214)	22,186,849
4.	Fee-for-service (net of $ medical expenses)	XXX	0		0
5.	Risk revenue	XXX	0		0
6.	Aggregate write-ins for other health care related revenues	XXX	0	0	0
7.	Aggregate write-ins for other non-health revenues	XXX	0	0	0
8.	Total revenues (Lines 2 to 7)	XXX	526,000,570	474,804,670	996,941,271
	Hospital and Medical:				
9.	Hospital/medical benefits	46,301,163	315,537,504	276,249,539	578,906,212
10.	Other professional services		68,589,223	90,864,575	166,964,333
11.	Outside referrals	23,993,298	23,993,298	11,241,314	38,304,760
12.	Emergency room and out-of-area	1,841,426	8,895,778	6,872,812	15,651,773
13.	Prescription drugs	2,741,031	26,769,915	16,446,035	29,302,546
14.	Aggregate write-ins for other hospital and medical	0	0	0	0
15.	Incentive pool, withhold adjustments and bonus amounts		137,672	(861,207)	(711,869)
16.	Subtotal (Lines 9 to 15)	74,876,918	443,923,390	400,813,068	828,417,755
	Less:				
17.	Net reinsurance recoveries		306,494		875,651
18.	Total hospital and medical (Lines 16 minus 17)	74,876,918	443,616,896	400,813,068	827,542,104
19.	Non-health claims (net)				
20.	Claims adjustment expenses, including $ 11,524,303 cost containment expenses		17,087,861	8,274,923	32,506,920
21.	General administrative expenses		31,684,051	37,695,785	61,537,952
22.	Increase in reserves for life and accident and health contracts (including $ increase in reserves for life only)				0
23.	Total underwriting deductions (Lines 18 through 22)	74,876,918	492,388,808	446,783,776	921,586,976
24.	Net underwriting gain or (loss) (Lines 8 minus 23)	XXX	33,611,762	28,020,894	75,354,295
25.	Net investment income earned		4,427,353	4,492,469	9,198,551
26.	Net realized capital gains (losses) less capital gains tax of $ (312,710)		(2,171,865)	(97,722)	(424,988)
27.	Net investment gains (losses) (Lines 25 plus 26)	0	2,255,488	4,394,747	8,773,563
28.	Net gain or (loss) from agents' or premium balances charged off [(amount recovered $) (amount charged off $)]				
29.	Aggregate write-ins for other income or expenses	0	0	0	(700)
30.	Net income or (loss) after capital gains tax and before all other federal income taxes (Lines 24 plus 27 plus 28 plus 29)	XXX	35,867,250	32,415,641	84,127,158
31.	Federal and foreign income taxes incurred	XXX	7,672,753	5,953,004	15,327,750
32.	Net income (loss) (Lines 30 minus 31)	XXX	28,194,497	26,462,637	68,799,408
	DETAILS OF WRITE-INS				
0601.		XXX			
0602.		XXX			
0603.		XXX			
0698.	Summary of remaining write-ins for Line 6 from overflow page	XXX	0	0	0
0699.	Totals (Lines 0601 through 0603 plus 0698)(Line 6 above)	XXX	0	0	0
0701.		XXX			
0702.		XXX			
0703.		XXX			
0798.	Summary of remaining write-ins for Line 7 from overflow page	XXX	0	0	0
0799.	Totals (Lines 0701 through 0703 plus 0798)(Line 7 above)	XXX	0	0	0
1401.					
1402.					
1403					
1498.	Summary of remaining write-ins for Line 14 from overflow page	0	0	0	0
1499.	Totals (Lines 1401 through 1403 plus 1498)(Line 14 above)	0	0	0	0
2901.	Regulatory Fines	0	0	0	(700)
2902.					
2903					
2998.	Summary of remaining write-ins for Line 29 from overflow page	0	0	0	0
2999.	Totals (Lines 2901 through 2903 plus 2998)(Line 29 above)	0	0	0	(700)

STATEMENT OF REVENUE AND EXPENSES (Continued)

		1 Current Year to Date	2 Prior Year to Date	3 Prior Year Ended December 31
	CAPITAL AND SURPLUS ACCOUNT			
33.	Capital and surplus prior reporting year	177,511,777	132,201,200	132,201,200
34.	Net income or (loss) from Line 32	28,194,497	26,462,637	68,799,408
35.	Change in valuation basis of aggregate policy and claim reserves			
36.	Change in net unrealized capital gains (losses) less capital gains tax of $ 0	0		
37.	Change in net unrealized foreign exchange capital gain or (loss)			
38.	Change in net deferred income tax	0		(1,019,766)
39.	Change in nonadmitted assets	(2,278,036)	870,479	2,530,935
40	Change in unauthorized and certified reinsurance	0	0	0
41.	Change in treasury stock	0	0	0
42.	Change in surplus notes	0	0	0
43.	Cumulative effect of changes in accounting principles	0		
44.	Capital Changes:			
	44.1 Paid in	0		0
	44.2 Transferred from surplus (Stock Dividend)	0	0	0
	44.3 Transferred to surplus			
45.	Surplus adjustments:			
	45.1 Paid in	0	0	0
	45.2 Transferred to capital (Stock Dividend)			
	45.3 Transferred from capital			
46.	Dividends to stockholders	(43,700,000)		(25,000,000)
47.	Aggregate write-ins for gains or (losses) in surplus	0	0	0
48.	Net change in capital & surplus (Lines 34 to 47)	(17,783,539)	27,333,116	45,310,577
49.	Capital and surplus end of reporting period (Line 33 plus 48)	159,728,238	159,534,316	177,511,777
	DETAILS OF WRITE-INS			
4701.				
4702.				
4703.				
4798.	Summary of remaining write-ins for Line 47 from overflow page	0	0	0
4799.	Totals (Lines 4701 through 4703 plus 4798)(Line 47 above)	0	0	0

CASH FLOW

		1 Current Year To Date	2 Prior Year To Date	3 Prior Year Ended December 31
	Cash from Operations			
1.	Premiums collected net of reinsurance	540,797,087	499,299,167	980,674,813
2.	Net investment income	3,466,968	3,440,668	6,956,328
3.	Miscellaneous income	0	0	0
4.	Total (Lines 1 to 3)	544,264,055	502,739,835	987,631,141
5.	Benefit and loss related payments	426,042,121	419,337,360	822,784,159
6.	Net transfers to Separate Accounts, Segregated Accounts and Protected Cell Accounts	0		
7.	Commissions, expenses paid and aggregate write-ins for deductions	21,775,953	55,032,525	113,953,463
8.	Dividends paid to policyholders	0		
9.	Federal and foreign income taxes paid (recovered) net of $ ..... tax on capital gains (losses)	16,580,317	(2,737,262)	5,404,345
10.	Total (Lines 5 through 9)	464,398,391	471,632,623	942,141,967
11.	Net cash from operations (Line 4 minus Line 10)	79,865,664	31,107,212	45,489,174
	Cash from Investments			
12.	Proceeds from investments sold, matured or repaid:			
	12.1 Bonds	45,149,079	45,942,033	61,899,936
	12.2 Stocks	0	0	0
	12.3 Mortgage loans	296,636	3,249,924	3,528,653
	12.4 Real estate	0	0	0
	12.5 Other invested assets	0	0	0
	12.6 Net gains or (losses) on cash, cash equivalents and short-term investments	(123)	(23)	(118)
	12.7 Miscellaneous proceeds	0	778,610	0
	12.8 Total investment proceeds (Lines 12.1 to 12.7)	45,445,592	49,970,544	65,428,471
13.	Cost of investments acquired (long-term only):			
	13.1 Bonds	54,962,885	82,220,704	95,693,673
	13.2 Stocks	0	0	0
	13.3 Mortgage loans	0	0	0
	13.4 Real estate	0	0	0
	13.5 Other invested assets	0	0	0
	13.6 Miscellaneous applications	1,979,191	0	9,269,797
	13.7 Total investments acquired (Lines 13.1 to 13.6)	56,942,076	82,220,704	104,963,470
14.	Net increase (or decrease) in contract loans and premium notes	0	0	0
15.	Net cash from investments (Line 12.8 minus Line 13.7 and Line 14)	(11,496,484)	(32,250,160)	(39,534,999)
	Cash from Financing and Miscellaneous Sources			
16.	Cash provided (applied):			
	16.1 Surplus notes, capital notes	0	0	0
	16.2 Capital and paid in surplus, less treasury stock	0	0	0
	16.3 Borrowed funds	0	0	0
	16.4 Net deposits on deposit-type contracts and other insurance liabilities	0	0	0
	16.5 Dividends to stockholders	43,700,000	0	25,000,000
	16.6 Other cash provided (applied)	180,496	(97,682)	(2,783,280)
17.	Net cash from financing and miscellaneous sources (Line 16.1 through Line 16.4 minus Line 16.5 plus Line 16.6)	(43,519,504)	(97,682)	(27,783,280)
	RECONCILIATION OF CASH, CASH EQUIVALENTS AND SHORT-TERM INVESTMENTS			
18.	Net change in cash, cash equivalents and short-term investments (Line 11, plus Lines 15 and 17)	24,849,676	(1,240,631)	(21,829,105)
19.	Cash, cash equivalents and short-term investments:			
	19.1 Beginning of year	15,621,628	37,450,733	37,450,733
	19.2 End of period (Line 18 plus Line 19.1)	40,471,304	36,210,102	15,621,628

Note: Supplemental disclosures of cash flow information for non-cash transactions:

20.0001. Non-Cash Bond Exchange	2,730,407	0	1,758,743

EXHIBIT OF PREMIUMS, ENROLLMENT AND UTILIZATION

	1	Comprehensive (Hospital & Medical)		4	5	6	7	8	9	10
	Total	2 Individual	3 Group	Medicare Supplement	Vision Only	Dental Only	Federal Employees Health Benefit Plan	Title XVIII Medicare	Title XIX Medicaid	Other
Total Members at end of:										
1. Prior Year	27,829	0	0	0	0	0	0	16,468	11,361	0
2. First Quarter	28,244	0	0	0	0	0	0	15,593	12,651	0
3. Second Quarter	28,450							15,416	13,034	
4. Third Quarter	0									
5. Current Year	0									
6. Current Year Member Months	169,193							93,248	75,945	
Total Member Ambulatory Encounters for Period:										
7 Physician	462,652							152,080	310,572	
8. Non-Physician	1,562,870							153,835	1,409,035	
9. Total	2,025,522	0	0	0	0	0	0	305,915	1,719,607	0
10. Hospital Patient Days Incurred	37,404							20,000	17,404	
11. Number of Inpatient Admissions	5,467							2,583	2,884	
12. Health Premiums Written (a)	523,934,088							192,216,858	331,717,230	
13. Life Premiums Direct	0									
14. Property/Casualty Premiums Written	0									
15. Health Premiums Earned	526,285,975							192,216,858	334,069,117	
16. Property/Casualty Premiums Earned	0									
17. Amount Paid for Provision of Health Care Services	426,348,615							143,889,833	282,458,782	
18. Amount Incurred for Provision of Health Care Services	443,923,390							153,926,358	289,997,032	

(a) For health premiums written: amount of Medicare Title XVIII exempt from state taxes or fees $ 192,216,858

CLAIMS UNPAID AND INCENTIVE POOL, WITHHOLD AND BONUS (Reported and Unreported)

Aging Analysis of Unpaid Claims

1 Account	2 1 - 30 Days	3 31 - 60 Days	4 61 - 90 Days	5 91 - 120 Days	6 Over 120 Days	7 Total
Claims Unpaid (Reported)						
0299999 Aggregate accounts not individually listed-uncovered	2,741,332	575,207	33,993	186	4,553	3,355,271
0399999 Aggregate accounts not individually listed-covered	9,874,412	2,736,639	191,381	2,880	248,576	13,053,888
0499999 Subtotals	12,615,744	3,311,846	225,374	3,066	253,129	16,409,159
0599999 Unreported claims and other claim reserves						129,753,448
0699999 Total amounts withheld						0
0799999 Total claims unpaid						146,162,607
0899999 Accrued medical incentive pool and bonus amounts						2,075,824

UNDERWRITING AND INVESTMENT EXHIBIT

ANALYSIS OF CLAIMS UNPAID - PRIOR YEAR - NET OF REINSURANCE

Line of Business	Claims Paid Year to Date		Liability End of Current Quarter		5	6
	1 On Claims Incurred Prior to January 1 of Current Year	2 On Claims Incurred During the Year	3 On Claims Unpaid Dec. 31 of Prior Year	4 On Claims Incurred During the Year	Claims Incurred in Prior Years (Columns 1 + 3)	Estimated Claim Reserve and Claim Liability December 31 of Prior Year
1. Comprehensive (hospital and medical)	0	0	0	0	0	0
2. Medicare Supplement	0	0	0	0	0	0
3. Dental Only	0	0	0	0	0	0
4. Vision Only	0	0	0	0	0	0
5. Federal Employees Health Benefits Plan	0	0	0	0	0	0
6. Title XVIII - Medicare	31,311,158	112,578,555	6,827,000	56,326,994	38,138,158	54,277,471
7 Title XIX - Medicaid	59,914,692	222,100,044	5,202,098	77,806,515	65,116,790	73,192,327
8. Other health	0	0	0	0	0	0
9. Health subtotal (Lines 1 to 8)	91,225,850	334,678,599	12,029,098	134,133,509	103,254,948	127,469,798
10. Healthcare receivables (a)	0	13,951,523	0	0	0	12,833,489
11. Other non-health	0	0	0	0	0	0
12. Medical incentive pools and bonus amounts	74,648	63,024	2,075,824	0	2,150,472	2,075,824
13. Totals (Lines 9-10+11+12)	91,300,498	320,790,100	14,104,922	134,133,509	105,405,420	116,712,133

(a) Excludes $ ..... loans or advances to providers not yet expensed.

NOTES TO FINANCIAL STATEMENTS

1. Summary of Significant Accounting Policies and Going Concern

A. Accounting Practices

The accompanying statutory financial statements of Aetna Better Health Inc. (an Ohio corporation) ("the Company"), indirectly a wholly-owned subsidiary of CVS Health Corporation ("CVS Health"), have been prepared in conformity with accounting practices prescribed or permitted by the Ohio Department of Insurance ("Ohio Department") ("Ohio Accounting Practices"). The Ohio Department recognizes only statutory accounting practices prescribed or permitted by the State of Ohio for determining and reporting the financial condition and results of operations of an insurance company, which include accounting practices and procedures adopted by the National Association of Insurance Commissioners' ("NAIC") *Accounting Practices and Procedures Manual* ("NAIC SAP").

A reconciliation of the Company's net income and surplus between NAIC SAP and practices prescribed and permitted by the State of Ohio for the periods ended June 30, 2022 and December 31, 2021 is as follows:

	SSAP #	F/S Page	F/S Line #	2022	2021
NET INCOME					
(1) Aetna Better Health Inc. (an Ohio Corporation) state basis (Page 4, Line 32, Columns 2 & 4)	XXX	XXX	XXX	$ 28,194,497	$ 68,799,408
(2) State Prescribed Practices that are an increase/(decrease) from NAIC SAP:					
(3) State Permitted Practices that are an increase/(decrease) from NAIC SAP:					
(4) Net Income NAIC SAP (1-2-3=4)	XXX	XXX	XXX	$ 28,194,497	$ 68,799,408
SURPLUS					
(5) Aetna Better Health Inc. (an Ohio Corporation) State basis (Page 3, Line 33, Columns 3 & 4)	XXX	XXX	XXX	$ 159,728,238	$ 177,511,777
(6) State Prescribed Practices that are an increase/(decrease) from NAIC SAP:					
(7) State Permitted Practices that are an increase/(decrease) from NAIC SAP:					
(8) Statutory Surplus NAIC SAP (5-6-7=8)	XXX	XXX	XXX	$ 159,728,238	$ 177,511,777

B. Use of Estimates in the Preparation of the Financial Statements

The preparation of these financial statements in conformity with Ohio Accounting Practices requires management to make estimates and assumptions that affect the reported amounts of assets and liabilities and revenues and expenses. Actual results could differ from those estimates.

C. Accounting Policies

The Company applies the following significant accounting policies:

(1) No significant change.

(2) Bonds

Bonds, which include special deposits, are carried at amortized cost except for those bonds with an NAIC designation of 3 through 6, which are carried at the lower of amortized cost or fair value. The amount carried at fair value is not material to the financial statements. Bond premiums and discounts are amortized using the scientific interest method. When quoted prices in active markets for identical assets are available, the Company uses these quoted market prices to determine the fair value of bonds. This is used primarily for U.S. government securities. In other cases where a quoted market price for identical assets in an active market is either not available or not observable, the Company estimates fair values using valuation methodologies based on available and observable market information or by using a matrix pricing model. If quoted market prices are not available, the Company determines fair value using broker quotes or an internal analysis of each investment's financial performance and cash flow projections. The Company had no investments where fair value was determined using broker quotes or an internal analysis of financial performance and cash flow projections at June 30, 2022. Bonds include all investments whose maturity is greater than one year when purchased. All adjustments between amortized cost and carrying value are reflected in unrealized capital gains and losses and are reported as direct adjustments to surplus.

Bonds are recorded as purchases or sales on the trade date.

NOTES TO FINANCIAL STATEMENTS

The Company periodically reviews its bonds to determine whether a decline in fair value below the carrying value is other-than-temporary. For bonds, other than loan-backed and structured securities ("LB&SS") discussed in Note 1C. (6) below, an other-than-temporary impairment ("OTTI") shall be recorded if it is probable that the Company will be unable to collect all amounts due according to the contractual terms in effect at the date of acquisition. Declines deemed to be OTTI in the cost basis are recognized as realized capital losses. Yield-related impairments are deemed other-than-temporary when the Company intends to sell an investment at the reporting date before recovery of the cost of the investment.

The Company analyzes all relevant facts and circumstances for each investment when performing its analysis to determine whether an OTTI exists. Among the factors considered in evaluating whether a decline is other-than-temporary, management considers whether the decline in fair value results from a change in the quality of the investment security itself, whether the decline results from a downward movement in the market as a whole, the prospects for realizing the carrying value of the bond based on the investee's current and short-term prospects for recovery and other factors. The risks inherent in assessing the impairment of an investment include the risk that market factors may differ from the Company's expectations and the risk that facts and circumstances factored into its assessment may change with the passage of time. Unexpected changes to market factors and circumstances that were not present in past reporting periods may result in a current period decision to sell securities that were not other-than-temporarily-impaired in prior reporting periods.

The Company had no Securities Valuation Office-identified investments that are being reported at a different measurement method from the prior year annual statement.

(3) through (5): No significant change.

(6) Loan-Backed and Structured Securities

LB&SS are carried at amortized cost adjusted for unamortized premiums and discounts and are accounted for using the retrospective adjustment method. Premiums and discounts on loan-backed and structured securities are amortized using the scientific method over the estimated remaining term of the securities, adjusted for anticipated prepayments.

For LB&SS, the Company records OTTI when the fair value of the loan-backed or structured security is less than the amortized cost basis at the balance sheet date and (1) the Company intends to sell the investment, or (2) the Company does not have the intent and ability to retain the investment for the time sufficient to recover the amortized cost basis, or (3) the Company does not expect to recover the entire amortized cost basis of the security, even if it does not intend to sell the security and has the intent and ability to hold. If it is determined an OTTI has occurred because of (1) or (2), the amount of the OTTI is equal to the difference between the amortized cost and the fair value of the security at the Balance Sheet date and this difference is recorded as a realized capital loss. If it is determined an OTTI has occurred because of (3), the amount of the OTTI is equal to the difference between the amortized cost and the present value of cash flows expected to be collected, discounted at the loan-backed or structured security's effective interest rate and this difference is also accounted for as a realized capital loss.

(7) through (19): No significant change.

D. Going Concern

As of August 11, 2022, management evaluated whether there are conditions or events, considered in the aggregate, that raise substantial doubt about the Company's ability to continue as a going concern and management has determined that it is not probable that the Company will be unable to meet its obligations as they become due within one year after the financial statements are available to be issued. Management will continuously evaluate the Company's ability to continue as a going concern and will take appropriate action and will make appropriate disclosures if there is any change in any condition or events that would raise substantial doubt about the Company's ability to continue as a going concern.

2. Accounting Changes and Corrections of Errors

The Company did not have any accounting changes or corrections of errors in the period ended June 30, 2022.

3. Business Combinations and Goodwill

No significant change.

4. Discontinued Operations

No significant change.

5. Investments

A. through C.: No significant change.

D. Loan-Backed Securities

(1) Prepayment assumptions for single class and multi-class mortgage-backed/loan-backed securities were obtained from industry market sources.

NOTES TO FINANCIAL STATEMENTS

(2) The Company did not recognize any other-than-temporary impairment ("OTTI") on loan-backed and structured securities in which the Company had the (1) intent to sell, (2) did not have the intent and ability to retain for a period of time sufficient to recover the amortized cost basis or (3) present value of cash flows expected to be collected is less than the amortized cost basis of the securities in accordance with Statements of Statutory Accounting Principles ("SSAP") No. 43R, Loan-Backed and Structured Securities ("SSAP No. 43R") at June 30, 2022.

(3) The Company had no recognized OTTI on loan-backed and structured securities currently held, in which the present value of cash flows expected to be collected is less than the amortized cost basis at the reporting date June 30, 2022.

(4) The Company's unrealized loss position on loan-backed and structured securities held by the Company at June 30, 2022 is as follows:

a. The aggregate amount of unrealized losses:		
1. Less than 12 Months	$	(1,806,796)
2. 12 Months or Longer		(64,876)
b. The aggregate related fair value of securities with unrealized losses:		
1. Less than 12 Months	$	32,287,865
2. 12 Months or Longer		2,685,105

(5) The Company has reviewed the loan-backed and structured securities in accordance with SSAP No. 43R in the table above and has concluded that these are performing assets generating investment income to support the needs of the business. Furthermore, the Company has no intention to sell the securities at June 30, 2022 before their cost can be recovered and does have the intent and ability to retain the securities for the time sufficient to recover the amortized cost basis; therefore, no OTTI write-down to fair value was determined to have occurred on these securities.

E. Dollar Repurchase Agreements and/or Securities Lending Transactions

(1) and (2): No significant change.

(3) Neither the Company nor its agent has accepted collateral that is permitted by contract or custom to sell or repledge as of June 30, 2022.

(4) through (7): No significant change.

F. The Company did not have any repurchase agreements transactions accounted for as secured borrowing at June 30, 2022.

G. The Company did not have any reverse repurchase agreements transactions accounted for as secured borrowing at June 30, 2022.

H. The Company did not have any repurchase agreements transactions accounted for as a sale at June 30, 2022.

I. The Company did not have any reverse repurchase agreements transactions accounted for as a sale at June 30, 2022.

J. through L.: No significant change.

M. The Company did not have any working capital finance investments at June 30, 2022.

N. The Company did not have any offsetting and netting of derivative, repurchase and reverse repurchase, and securities borrowing and securities lending assets or liabilities at June 30, 2022.

O. through Q.: No significant change.

R. The Company did not participate in any Qualified Cash Pools at June 30, 2022.

6. Joint Ventures, Partnerships and Limited Liability Companies

A. The Company did not have any joint ventures, partnerships, or limited liability companies that exceeded 10% of its admitted assets at June 30, 2022.

B. The Company does not have any impaired investments in joint ventures, partnerships, or limited liability companies at June 30, 2022.

7. Investment Income

No significant change.

8. Derivative Instruments

The Company did not have any derivative instruments at June 30, 2022.

NOTES TO FINANCIAL STATEMENTS

9. Income Taxes

No significant change.

10. Information Concerning Parent, Subsidiaries, Affiliates and Other Related Parties

A. and B.:

Transactions occurring between the Company and its parent, subsidiaries and affiliates excluding reinsurance transactions and non-insurance transactions involving less than ½ of 1% of the Company's total admitted assets and cost allocation transactions follow:

June 30, 2022

				Assets received by insurer		Assets transferred by insurer	
Date of transaction	Explanation of transaction	Name of reporting entity	Name of affiliate	Statement value	Statement description	Statement value	Statement description
June 15, 2022	Ordinary Dividend	Aetna Better Health (OH)	Aetna Health Holdings, LLC			$ 43,700,000	Cash

C through O: No significant change.

11. Debt

A. The Company did not have any items related to debt, including capital notes at June 30, 2022.

B. The Company did not have any Federal Home Loan Bank agreements at June 30, 2022.

12. Retirement Plans, Deferred Compensation, Postemployment Benefits and Compensated Absences and Other Postretirement Benefit Plans

The Company did not have a retirement plan, deferred compensation plan or other postretirement benefit plan at June 30, 2022.

13. Capital and Surplus, Shareholders' Dividend Restrictions and Quasi-Reorganizations

A. through C.: No significant change.

D. The Company paid $43,700,000 as an ordinary dividend to its parent on June 15, 2022. The Ohio Department acknowledged this distribution on June 14, 2022.

E. through M.: No significant change.

14. Liabilities, Contingencies and Assessments

No significant change.

15. Leases

No significant change.

16. Information About Financial Instruments with Off-Balance Sheet Risk and Financial Instruments with Concentrations of Credit Risk

No significant change.

17. Sale, Transfer and Servicing of Financial Assets and Extinguishments of Liabilities

A. Transfers of Receivables Reported as Sales

No significant change.

B. Transfer and Servicing of Financial Assets

(1) No significant change.

(2) and (3): The Company did not have any servicing assets or liabilities at June 30, 2022.

(4) The Company did not have any securitized financial assets at June 30, 2022.

(5) through (7): No significant change.

NOTES TO FINANCIAL STATEMENTS

C. Wash Sales

(1) In the course of the Company's asset management, securities are sold and reacquired within 30 days of the sale date to enhance the Company's yield on its investment portfolio.

(2) The Company had no securities sold during the quarter ended June 30, 2022 and reacquired within 30 days of the sale date.

18. Gain or Loss to the Reporting Entity from Uninsured Plans and the Uninsured Portion of Partially Insured Plans

No significant change.

19. Direct Premium Written/Produced by Managing General Agents/Third Party Administrators

No significant change.

20. Fair Value Measurements

A.

(1) The Company had no material assets and liabilities that are measured and reported at fair value in the financial statements as of June 30, 2022.

(2) There were no material realized and unrealized capital gains, purchases, sales, settlements, or transfers into or out of the Company's Level 3 financial assets during the period ending June 30, 2022.

(3) Transfers in and out of all levels are recognized at the end of the reporting period of which the transfer occurred.

(4) The Company's fair value measurement valuation techniques are described in B. below.

(5) The Company did not have any derivative instruments at June 30, 2022.

B. The fair values of these instruments are based on valuations that include inputs that can be classified within one of three levels of a hierarchy. The following are the levels of the hierarchy and a brief description of the type of valuation information ("inputs") that qualifies a financial asset or liability for each level:

Level 1 - Unadjusted quoted prices for identical assets or liabilities in active markets.
Level 2 - Inputs other than Level 1 that are based on observable market data. These include: quoted prices for similar assets in active markets, quoted prices for identical assets in inactive markets, inputs that are observable that are not prices (such as interest rates and credit risks) and inputs that are derived from or corroborated by observable markets.
Level 3 - Developed from unobservable data, reflecting the Company's own assumptions.

Financial assets and liabilities are classified based upon the lowest level of input that is significant to the valuation. When quoted prices in active markets for identical assets and liabilities are available, the Company uses these quoted market prices to determine the fair value of financial assets and liabilities and classifies these assets and liabilities as Level 1. In other cases where a quoted market price for identical assets and liabilities in an active market is either not available or not observable, the Company estimates fair value using valuation methodologies based on available and observable market information or by using a matrix pricing model. These financial assets and liabilities would then be classified as Level 2. If quoted market prices are not available, the Company determines fair value using broker quotes or an internal analysis of each investment's financial performance and cash flow projections. Thus, financial assets and liabilities may be classified in Level 3 even though there may be some significant inputs that may be observable.

C. The carrying values and estimated fair values of the Company's financial instruments at June 30, 2022 were as follows:

Type of Financial Instrument	Aggregate Fair Value	Admitted Assets	(Level 1)	(Level 2)	(Level 3)	Net Asset Value (NAV)	Not Practicable (Carrying Value)
Bonds, short-term, and cash equivalents	$254,995,577	$264,820,624	$ 25,069,808	$229,925,769	$ —	$ —	$ —
Mortgage loans	3,657,402	3,814,073	—	—	3,657,402	—	—

In evaluating the Company's management of interest rate and liquidity risk and currency exposures, the fair values of all assets and liabilities should be taken into consideration, not only those presented above.

D. The Company did not have any financial instruments where it was not practicable to estimate the fair value.

E. The Company has not elected to use the net asset value practical expedient to fair value to measure its investments.

21. Other Items

No significant change.

NOTES TO FINANCIAL STATEMENTS

22. Events Subsequent

A. Type I - Recognized Subsequent Events

Subsequent events have been considered through August 11, 2022 for the statutory statement issued on August 11, 2022.

The Company had no known reportable recognized subsequent events.

B. Type II - Non-Recognized Subsequent Events

Subsequent events have been considered through August 11, 2022 for the statutory statement issued on August 11, 2022.

The Company had no known reportable non-recognized subsequent events.

23. Reinsurance

No significant change.

24. Retrospectively Rated Contracts and Contracts Subject to Redetermination

A. through D.: No significant change.

E. Risk Sharing Provisions of the Affordable Care Act

(1) Did the reporting entity write accident and health insurance premium which is subject to the ACA risk sharing provisions (YES/NO)? Yes [ ] No [X]

(2) through (5): Not applicable.

25. Change in Incurred Claims and Claim Adjustment Expenses

A. Reserves as of December 31, 2021 were $132,820,406. As of June 30, 2022, $94,575,282 has been paid for incurred claims and claim adjustment expenses attributable to insured events of prior years. Reserves remaining for prior years are now $14,104,922 as a result of re-estimation of unpaid claims and claim adjustment expenses. Therefore, there has been a $24,140,202 favorable prior-year development since December 31, 2021 to June 30, 2022. The decrease is generally the result of ongoing analysis of recent loss development trends. Original estimates are increased or decreased, as additional information becomes known regarding individual claims. Included in this decrease, the Company experienced $16,139,313 of favorable prior year claim development on retrospectively rated policies. However, the business to which it relates is subject to premium adjustments.

B. There has been no significant change in the Company's methodologies and assumptions used in calculating the liability for unpaid losses and loss adjustment expenses.

26. Intercompany Pooling Arrangements

No significant change.

27. Structured Settlements

No significant change.

28. Health Care Receivables

No significant change.

29. Participating Policies

No significant change.

30. Premium Deficiency Reserves

No significant change.

31. Anticipated Salvage and Subrogation

No significant change.

GENERAL INTERROGATORIES

PART 1 - COMMON INTERROGATORIES

GENERAL

1.1 Did the reporting entity experience any material transactions requiring the filing of Disclosure of Material Transactions with the State of Domicile, as required by the Model Act? ..... Yes [ ] No [X]

1.2 If yes, has the report been filed with the domiciliary state? ..... Yes [ ] No [ ]

2.1 Has any change been made during the year of this statement in the charter, by-laws, articles of incorporation, or deed of settlement of the reporting entity? ..... Yes [ ] No [X]

2.2 If yes, date of change: .....

3.1 Is the reporting entity a member of an Insurance Holding Company System consisting of two or more affiliated persons, one or more of which is an insurer? ..... Yes [X] No [ ]
If yes, complete Schedule Y, Parts 1 and 1A.

3.2 Have there been any substantial changes in the organizational chart since the prior quarter end? ..... Yes [X] No [ ]

3.3 If the response to 3.2 is yes, provide a brief description of those changes.
Effective May 6, 2022, Aetna Health Insurance (Thailand) Public Company Limited, Aetna Holdings (Thailand) Limited, Minor Health Enterprise Co. Ltd, Health Care Management Co., Ltd, and Aetna Services (Thailand) Limited are no longer part of the CVS Health Group due to the shares being sold to a third party. Effective June 1, 2022, PayFlex Holdings, Inc. and PayFlex Systems USA, Inc. were sold to MTC Intermediate Holdco, Inc. Effective July 1, 2022, Aetna Insurance Company of Connecticut was sold to Continental Casualty Company, a subsidiary of Loews Corporation.

3.4 Is the reporting entity publicly traded or a member of a publicly traded group? ..... Yes [X] No [ ]

3.5 If the response to 3.4 is yes, provide the CIK (Central Index Key) code issued by the SEC for the entity/group. 0000064803

4.1 Has the reporting entity been a party to a merger or consolidation during the period covered by this statement? ..... Yes [ ] No [X]

4.2 If yes, provide the name of the entity, NAIC Company Code, and state of domicile (use two letter state abbreviation) for any entity that has ceased to exist as a result of the merger or consolidation.

1 Name of Entity	2 NAIC Company Code	3 State of Domicile

5. If the reporting entity is subject to a management agreement, including third-party administrator(s), managing general agent(s), attorney-in-fact, or similar agreement, have there been any significant changes regarding the terms of the agreement or principals involved? ..... Yes [ ] No [X] N/A [ ]
If yes, attach an explanation.

6.1 State as of what date the latest financial examination of the reporting entity was made or is being made. 12/31/2020

6.2 State the as of date that the latest financial examination report became available from either the state of domicile or the reporting entity. This date should be the date of the examined balance sheet and not the date the report was completed or released. 12/31/2020

6.3 State as of what date the latest financial examination report became available to other states or the public from either the state of domicile or the reporting entity. This is the release date or completion date of the examination report and not the date of the examination (balance sheet date). 06/07/2022

6.4 By what department or departments?
Ohio Department of Insurance

6.5 Have all financial statement adjustments within the latest financial examination report been accounted for in a subsequent financial statement filed with Departments? ..... Yes [ ] No [ ] N/A [X]

6.6 Have all of the recommendations within the latest financial examination report been complied with? ..... Yes [ ] No [ ] N/A [X]

7.1 Has this reporting entity had any Certificates of Authority, licenses or registrations (including corporate registration, if applicable) suspended or revoked by any governmental entity during the reporting period? ..... Yes [ ] No [X]

7.2 If yes, give full information:

8.1 Is the company a subsidiary of a bank holding company regulated by the Federal Reserve Board? ..... Yes [ ] No [X]

8.2 If response to 8.1 is yes, please identify the name of the bank holding company.

8.3 Is the company affiliated with one or more banks, thrifts or securities firms? ..... Yes [ ] No [X]

8.4 If response to 8.3 is yes, please provide below the names and location (city and state of the main office) of any affiliates regulated by a federal regulatory services agency [i.e. the Federal Reserve Board (FRB), the Office of the Comptroller of the Currency (OCC), the Federal Deposit Insurance Corporation (FDIC) and the Securities Exchange Commission (SEC)] and identify the affiliate's primary federal regulator.

1 Affiliate Name	2 Location (City, State)	3 FRB	4 OCC	5 FDIC	6 SEC

GENERAL INTERROGATORIES

9.1 Are the senior officers (principal executive officer, principal financial officer, principal accounting officer or controller, or persons performing similar functions) of the reporting entity subject to a code of ethics, which includes the following standards? ..... Yes [X] No [ ]
(a) Honest and ethical conduct, including the ethical handling of actual or apparent conflicts of interest between personal and professional relationships;
(b) Full, fair, accurate, timely and understandable disclosure in the periodic reports required to be filed by the reporting entity;
(c) Compliance with applicable governmental laws, rules and regulations;
(d) The prompt internal reporting of violations to an appropriate person or persons identified in the code; and
(e) Accountability for adherence to the code.

9.11 If the response to 9.1 is No, please explain:

9.2 Has the code of ethics for senior managers been amended? ..... Yes [X] No [ ]

9.21 If the response to 9.2 is Yes, provide information related to amendment(s).
In the second quarter the Code of Conduct was updated to include Office of Workplace Assistance and the CVS Health Ombuds Team content. Refer to page 6 and various references to the OWA/Ombuds team throughout the Code. In the first quarter the code of conduct was updated to revise the definition of PII to be included before PHI. This was to clarify that PII was not a subset of PHI.

9.3 Have any provisions of the code of ethics been waived for any of the specified officers? ..... Yes [ ] No [X]

9.31 If the response to 9.3 is Yes, provide the nature of any waiver(s).

FINANCIAL

10.1 Does the reporting entity report any amounts due from parent, subsidiaries or affiliates on Page 2 of this statement? ..... Yes [ ] No [X]

10.2 If yes, indicate any amounts receivable from parent included in the Page 2 amount: ..... $ .....

INVESTMENT

11.1 Were any of the stocks, bonds, or other assets of the reporting entity loaned, placed under option agreement, or otherwise made available for use by another person? (Exclude securities under securities lending agreements.) ..... Yes [ ] No [X]

11.2 If yes, give full and complete information relating thereto:

12. Amount of real estate and mortgages held in other invested assets in Schedule BA: ..... $ 0

13. Amount of real estate and mortgages held in short-term investments: ..... $ 0

14.1 Does the reporting entity have any investments in parent, subsidiaries and affiliates? ..... Yes [X] No [ ]

14.2 If yes, please complete the following:

	1 Prior Year-End Book/Adjusted Carrying Value	2 Current Quarter Book/Adjusted Carrying Value
14.21 Bonds	$ 0	$ 0
14.22 Preferred Stock	$ 0	$ 0
14.23 Common Stock	$ 0	$ 0
14.24 Short-Term Investments	$ 0	$ 0
14.25 Mortgage Loans on Real Estate	$ 0	$ 0
14.26 All Other	$ 21,681,309	$ 23,250,762
14.27 Total Investment in Parent, Subsidiaries and Affiliates (Subtotal Lines 14.21 to 14.26)	$ 21,681,309	$ 23,250,762
14.28 Total Investment in Parent included in Lines 14.21 to 14.26 above	$ 0	$ 0

15.1 Has the reporting entity entered into any hedging transactions reported on Schedule DB? ..... Yes [ ] No [X]

15.2 If yes, has a comprehensive description of the hedging program been made available to the domiciliary state? ..... Yes [ ] No [ ] N/A [ ]
If no, attach a description with this statement.

16. For the reporting entity's security lending program, state the amount of the following as of the current statement date:

16.1 Total fair value of reinvested collateral assets reported on Schedule DL, Parts 1 and 2. ..... $ 0

16.2 Total book adjusted/carrying value of reinvested collateral assets reported on Schedule DL, Parts 1 and 2 ..... $ 0

16.3 Total payable for securities lending reported on the liability page. ..... $ 0

GENERAL INTERROGATORIES

17. Excluding items in Schedule E - Part 3 - Special Deposits, real estate, mortgage loans and investments held physically in the reporting entity's offices, vaults or safety deposit boxes, were all stocks, bonds and other securities, owned throughout the current year held pursuant to a custodial agreement with a qualified bank or trust company in accordance with Section 1, III - General Examination Considerations, F. Outsourcing of Critical Functions, Custodial or Safekeeping Agreements of the NAIC Financial Condition Examiners Handbook? ..... Yes [X] No [ ]

17.1 For all agreements that comply with the requirements of the NAIC Financial Condition Examiners Handbook, complete the following:

1 Name of Custodian(s)	2 Custodian Address
State Street Bank and Trust Company	State Street Financial Center; One Lincoln Street; Boston, MA 02111-2900

17.2 For all agreements that do not comply with the requirements of the NAIC Financial Condition Examiners Handbook, provide the name, location and a complete explanation:

1 Name(s)	2 Location(s)	3 Complete Explanation(s)

17.3 Have there been any changes, including name changes, in the custodian(s) identified in 17.1 during the current quarter? ..... Yes [ ] No [X]

17.4 If yes, give full information relating thereto:

1 Old Custodian	2 New Custodian	3 Date of Change	4 Reason

17.5 Investment management – Identify all investment advisors, investment managers, broker/dealers, including individuals that have the authority to make investment decisions on behalf of the reporting entity. For assets that are managed internally by employees of the reporting entity, note as such. ["…that have access to the investment accounts"; "…handle securities"]

1 Name of Firm or Individual	2 Affiliation
Derek S. Blunt as Senior Investment Officer	A

17.5097 For those firms/individuals listed in the table for Question 17.5, do any firms/individuals unaffiliated with the reporting entity (i.e. designated with a "U") manage more than 10% of the reporting entity's invested assets? ..... Yes [ ] No [X]

17.5098 For firms/individuals unaffiliated with the reporting entity (i.e. designated with a "U") listed in the table for Question 17.5, does the total assets under management aggregate to more than 50% of the reporting entity's invested assets? ..... Yes [ ] No [X]

17.6 For those firms or individuals listed in the table for 17.5 with an affiliation code of "A" (affiliated) or "U" (unaffiliated), provide the information for the table below.

1 Central Registration Depository Number	2 Name of Firm or Individual	3 Legal Entity Identifier (LEI)	4 Registered With	5 Investment Management Agreement (IMA) Filed
N/A	Derek S. Blunt	N/A	Not registered	NO

18.1 Have all the filing requirements of the Purposes and Procedures Manual of the NAIC Investment Analysis Office been followed? ..... Yes [X] No [ ]

18.2 If no, list exceptions:

19. By self-designating 5GI securities, the reporting entity is certifying the following elements for each self-designated 5GI security:
    a. Documentation necessary to permit a full credit analysis of the security does not exist or an NAIC CRP credit rating for an FE or PL security is not available.
    b. Issuer or obligor is current on all contracted interest and principal payments.
    c. The insurer has an actual expectation of ultimate payment of all contracted interest and principal.

    Has the reporting entity self-designated 5GI securities? ..... Yes [ ] No [X]

20. By self-designating PLGI securities, the reporting entity is certifying the following elements of each self-designated PLGI security:
    a. The security was purchased prior to January 1, 2018.
    b. The reporting entity is holding capital commensurate with the NAIC Designation reported for the security.
    c. The NAIC Designation was derived from the credit rating assigned by an NAIC CRP in its legal capacity as a NRSRO which is shown on a current private letter rating held by the insurer and available for examination by state insurance regulators.
    d. The reporting entity is not permitted to share this credit rating of the PL security with the SVO.

    Has the reporting entity self-designated PLGI securities? ..... Yes [ ] No [X]

21. By assigning FE to a Schedule BA non-registered private fund, the reporting entity is certifying the following elements of each self-designated FE fund:
    a. The shares were purchased prior to January 1, 2019.
    b. The reporting entity is holding capital commensurate with the NAIC Designation reported for the security.
    c. The security had a public credit rating(s) with annual surveillance assigned by an NAIC CRP in its legal capacity as an NRSRO prior to January 1, 2019.
    d. The fund only or predominantly holds bonds in its portfolio.
    e. The current reported NAIC Designation was derived from the public credit rating(s) with annual surveillance assigned by an NAIC CRP in its legal capacity as an NRSRO.
    f. The public credit rating(s) with annual surveillance assigned by an NAIC CRP has not lapsed.

    Has the reporting entity assigned FE to Schedule BA non-registered private funds that complied with the above criteria? ..... Yes [ ] No [X]

GENERAL INTERROGATORIES

PART 2 - HEALTH

1. Operating Percentages:

1.1 A&H loss percent ..... 86.5 %

1.2 A&H cost containment percent ..... 2.2 %

1.3 A&H expense percent excluding cost containment expenses ..... 7.1 %

2.1 Do you act as a custodian for health savings accounts? ..... Yes [ ] No [X]

2.2 If yes, please provide the amount of custodial funds held as of the reporting date ..... $.....

2.3 Do you act as an administrator for health savings accounts? ..... Yes [ ] No [X]

2.4 If yes, please provide the balance of the funds administered as of the reporting date ..... $.....

3. Is the reporting entity licensed or chartered, registered, qualified, eligible or writing business in at least two states? ..... Yes [ ] No [X]

3.1 If no, does the reporting entity assume reinsurance business that covers risks residing in at least one state other than the state of domicile of the reporting entity? ..... Yes [ ] No [X]

SCHEDULE S - CEDED REINSURANCE

Showing All New Reinsurance Treaties - Current Year to Date

1 NAIC Company Code	2 ID Number	3 Effective Date	4 Name of Reinsurer	5 Domiciliary Jurisdiction	6 Type of Reinsurance Ceded	7 Type of Business Ceded	8 Type of Reinsurer	9 Certified Reinsurer Rating (1 through 6)	10 Effective Date of Certified Reinsurer Rating

NONE

SCHEDULE T - PREMIUMS AND OTHER CONSIDERATIONS

Current Year to Date - Allocated by States and Territories

	1	Direct Business Only								
		2	3	4	5	6	7	8	9	10
States, etc.	Active Status (a)	Accident and Health Premiums	Medicare Title XVIII	Medicaid Title XIX	CHIP Title XXI	Federal Employees Health Benefits Program Premiums	Life and Annuity Premiums & Other Considerations	Property/ Casualty Premiums	Total Columns 2 Through 8	Deposit-Type Contracts
1. Alabama AL	N								0	
2. Alaska AK	N								0	
3. Arizona AZ	N								0	
4. Arkansas AR	N								0	
5. California CA	N								0	
6. Colorado CO	N								0	
7. Connecticut CT	N								0	
8. Delaware DE	N								0	
9. District of Columbia DC	N								0	
10. Florida FL	N								0	
11. Georgia GA	N								0	
12. Hawaii HI	N								0	
13. Idaho ID	N								0	
14. Illinois IL	N								0	
15. Indiana IN	N								0	
16. Iowa IA	N								0	
17. Kansas KS	N								0	
18. Kentucky KY	N								0	
19. Louisiana LA	N								0	
20. Maine ME	N								0	
21. Maryland MD	N								0	
22. Massachusetts MA	N								0	
23. Michigan MI	N								0	
24. Minnesota MN	N								0	
25. Mississippi MS	N								0	
26. Missouri MO	N								0	
27. Montana MT	N								0	
28. Nebraska NE	N								0	
29. Nevada NV	N								0	
30. New Hampshire NH	N								0	
31. New Jersey NJ	N								0	
32. New Mexico NM	N								0	
33. New York NY	N								0	
34. North Carolina NC	N								0	
35. North Dakota ND	N								0	
36. Ohio OH	L		192,216,858	331,717,230					523,934,088	
37. Oklahoma OK	N								0	
38. Oregon OR	N								0	
39. Pennsylvania PA	N								0	
40. Rhode Island RI	N								0	
41. South Carolina SC	N								0	
42. South Dakota SD	N								0	
43. Tennessee TN	N								0	
44. Texas TX	N								0	
45. Utah UT	N								0	
46. Vermont VT	N								0	
47. Virginia VA	N								0	
48. Washington WA	N								0	
49. West Virginia WV	N								0	
50. Wisconsin WI	N								0	
51. Wyoming WY	N								0	
52. American Samoa AS	N								0	
53. Guam GU	N								0	
54. Puerto Rico PR	N								0	
55. U.S. Virgin Islands VI	N								0	
56. Northern Mariana Islands MP	N								0	
57. Canada CAN	N								0	
58. Aggregate Other Aliens OT	XXX	0	0	0	0	0	0	0	0	0
59. Subtotal	XXX	0	192,216,858	331,717,230	0	0	0	0	523,934,088	0
60. Reporting Entity Contributions for Employee Benefit Plans	XXX								0	
61. Totals (Direct Business)	XXX	0	192,216,858	331,717,230	0	0	0	0	523,934,088	0
DETAILS OF WRITE-INS										
58001.	XXX									
58002.	XXX									
58003.	XXX									
58998. Summary of remaining write-ins for Line 58 from overflow page	XXX	0	0	0	0	0	0	0	0	0
58999. Totals (Lines 58001 through 58003 plus 58998)(Line 58 above)	XXX	0	0	0	0	0	0	0	0	0

(a) Active Status Counts:

L - Licensed or Chartered - Licensed Insurance carrier or domiciled RRG 1
R - Registered - Non-domiciled RRGs 0
E - Eligible - Reporting entities eligible or approved to write surplus lines in the state 0
Q - Qualified - Qualified or accredited reinsurer 0
N - None of the above - Not allowed to write business in the state 56

SCHEDULE Y - INFORMATION CONCERNING ACTIVITIES OF INSURANCE MEMBERS OF A HOLDING COMPANY GROUP

PART 1 - ORGANIZATIONAL CHART

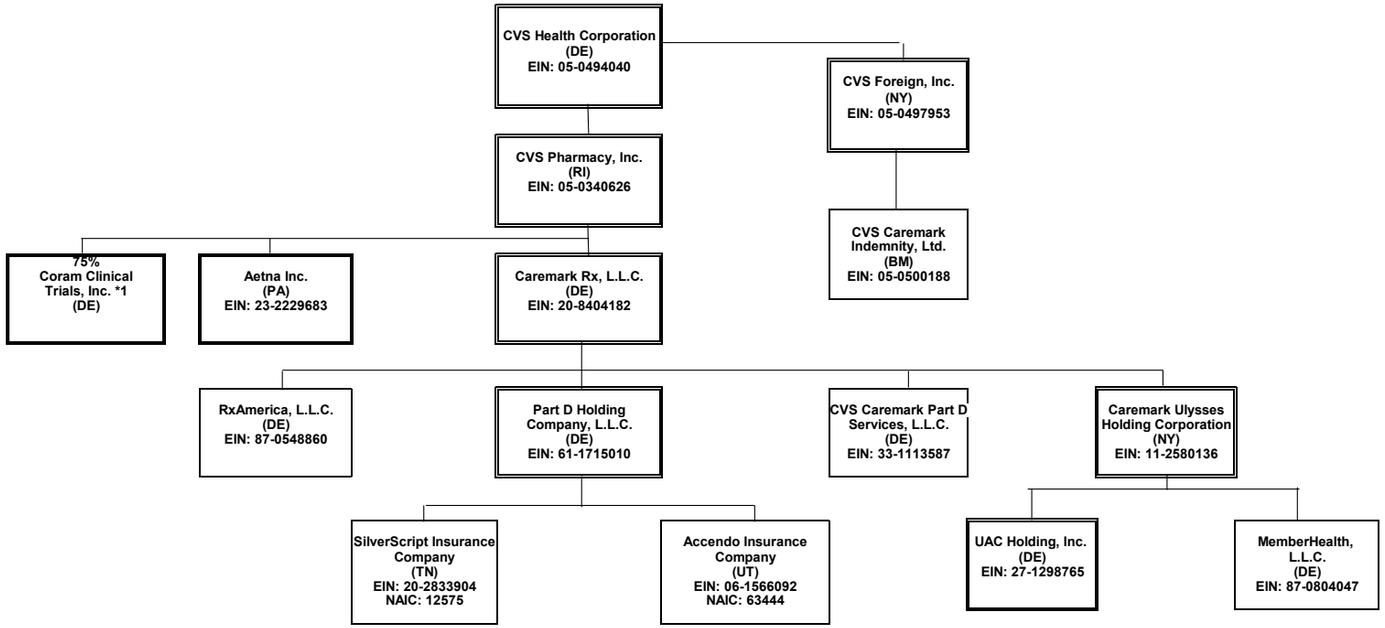

This organizational chart reflects the insurance entity reporting system and identifies the relationship between the ultimate parent and all member insurers.
The ultimate controlling company is a Fortune 7 company with numerous subsidiaries, the majority of which do not interact with the insurance entities.
(1) Insurers/HMO's
Percentages are rounded to the nearest whole percent and based on ownership of voting rights.
Double borders indicate entity has subsidiaries shown on the same page.
Bold borders indicate entity has subsidiaries shown on a separate page.

***1 Coram Clinical Trials, Inc. is also 25% owned by Aetna Life Insurance Company**

SCHEDULE Y - INFORMATION CONCERNING ACTIVITIES OF INSURANCE MEMBERS OF A HOLDING COMPANY GROUP

PART 1 - ORGANIZATIONAL CHART

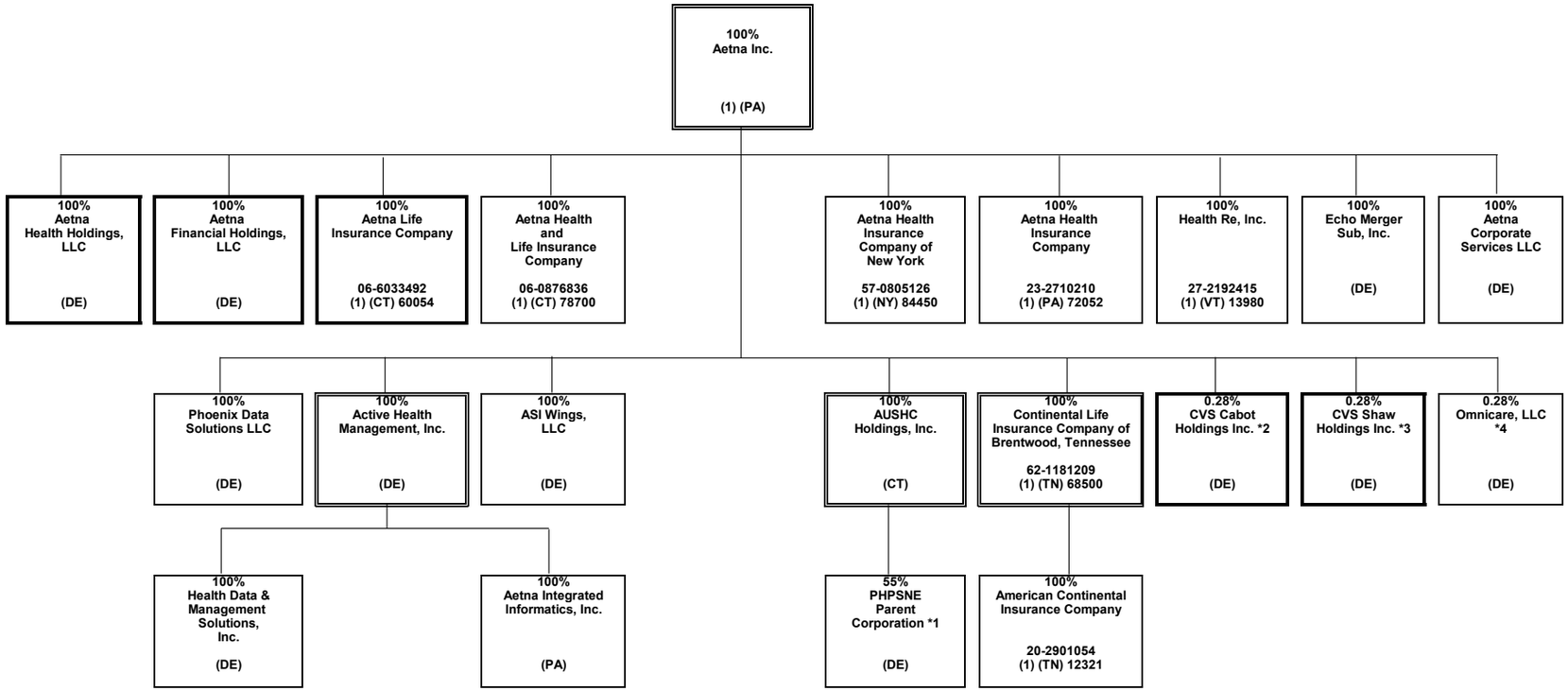

*1 PHPSNE Parent Corporation is also 45% owned by third parties.
*2 CVS Cabot Holdngs Inc. is also 99.72% owned by Coram Clinical Trials, Inc.
*3 CVS Shaw Hoidngs Inc. is also 99.72% owned by Coram Clinical Trials, Inc.
*4 Omnicare, LLC is also owned by CVS Cabot Holdings Inc and CVS Shaw Holdngs Inc., each with 49.86% ownership.

SCHEDULE Y - INFORMATION CONCERNING ACTIVITIES OF INSURANCE MEMBERS OF A HOLDING COMPANY GROUP

PART 1 - ORGANIZATIONAL CHART

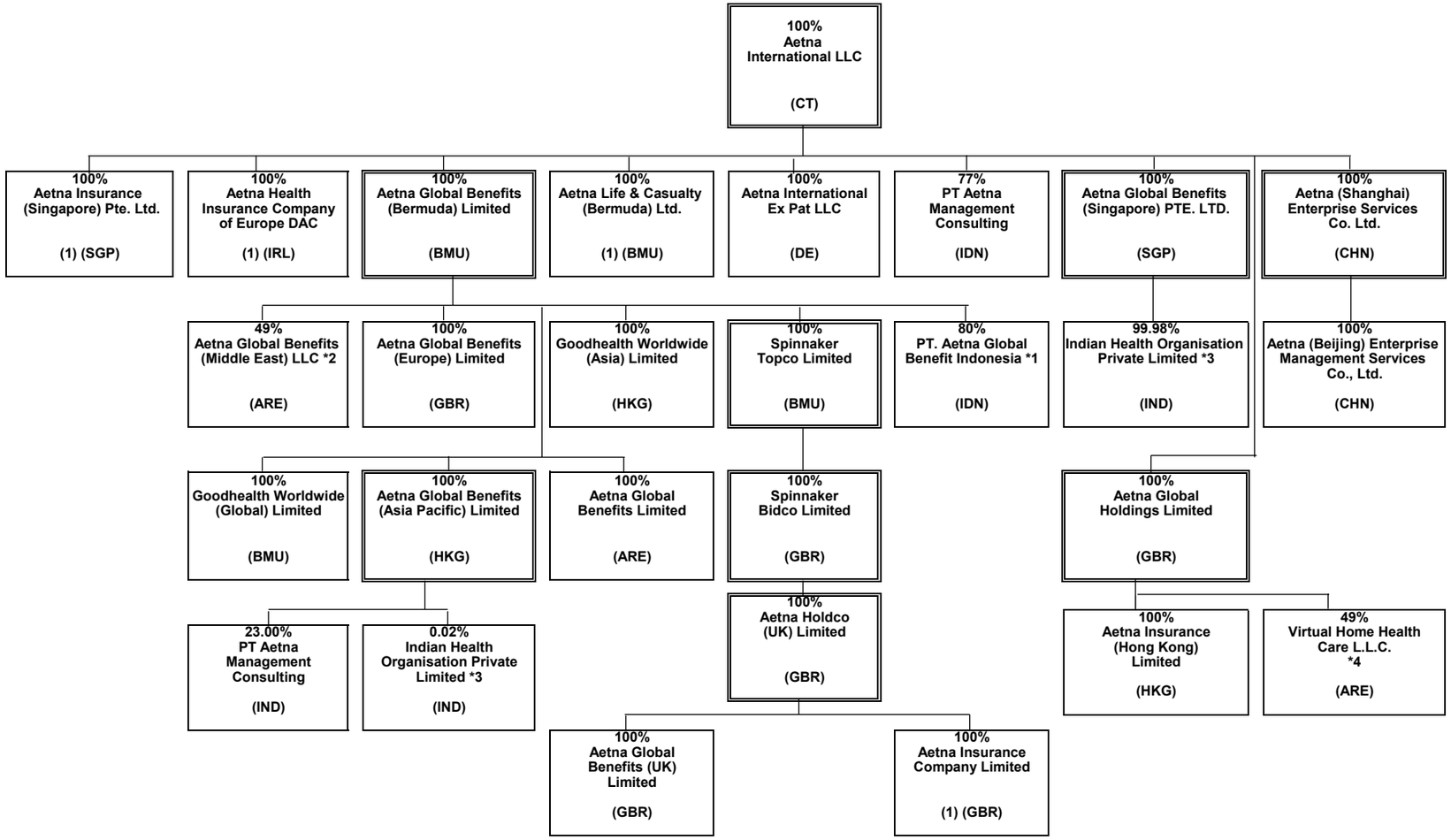

*1 PT. Aetna Global Benefits Indonesia is also 20% owned by Suhatsyah Rivai, Aetna's Nominee.
*2 Aetna Global Benefits (Middle East) LLC is also 51% is owned by Euro Gulf LLC, Aetna's Nominee.
*3 Indian Health Organisation Private Limited is 0.019857% owned by Aetna Global Benefits (Asia Pacific) and 99.980143% owned by Aetna Global Benefits (Singapore) PTE. LTD.
*4 Virtual Home Health Care L.L.C. is also 51% owned by CBD Commercial Brokers LLC, Aetna's Nominee

SCHEDULE Y - INFORMATION CONCERNING ACTIVITIES OF INSURANCE MEMBERS OF A HOLDING COMPANY GROUP

PART 1 - ORGANIZATIONAL CHART

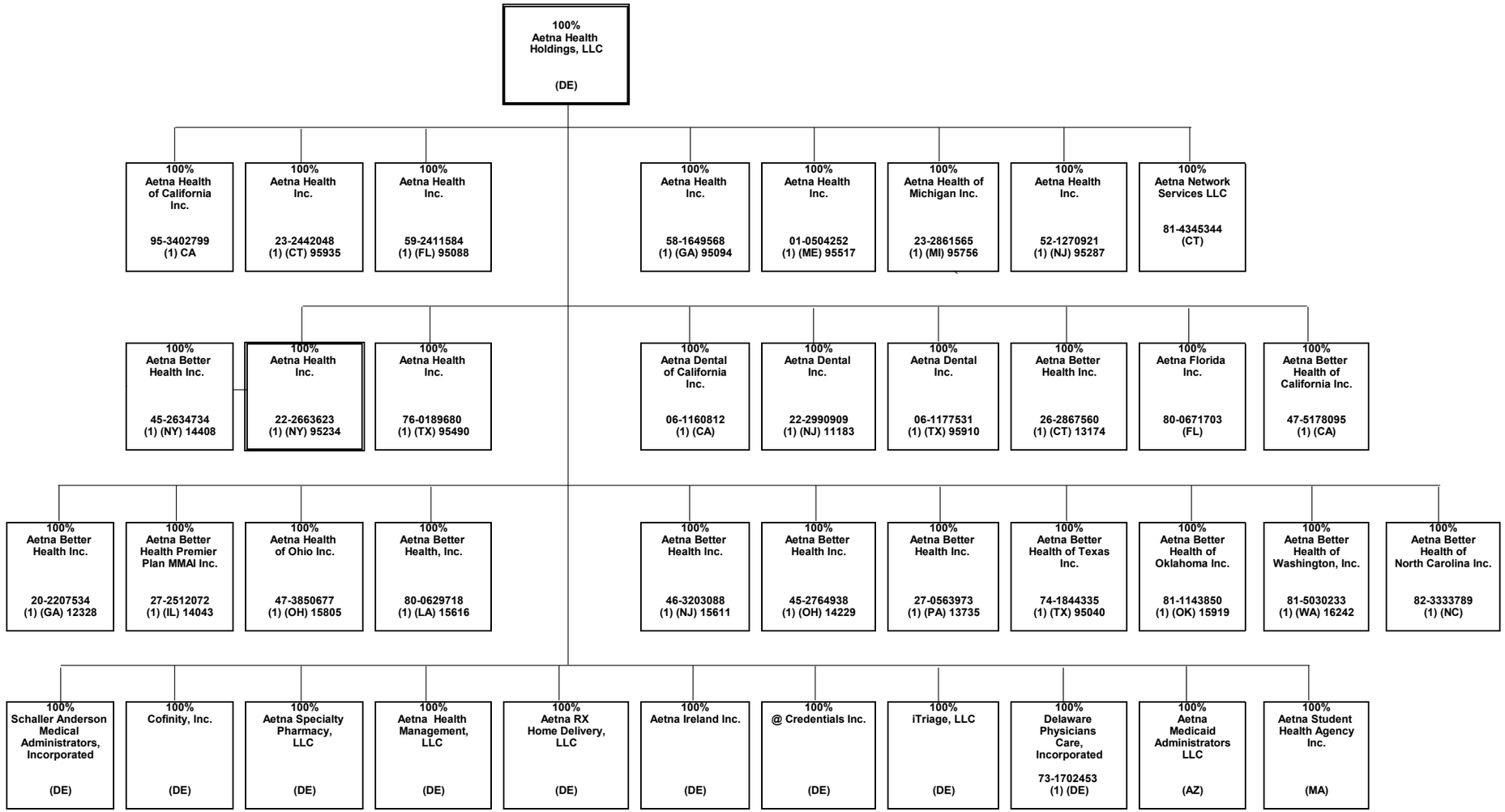

SCHEDULE Y - INFORMATION CONCERNING ACTIVITIES OF INSURANCE MEMBERS OF A HOLDING COMPANY GROUP

PART 1 - ORGANIZATIONAL CHART

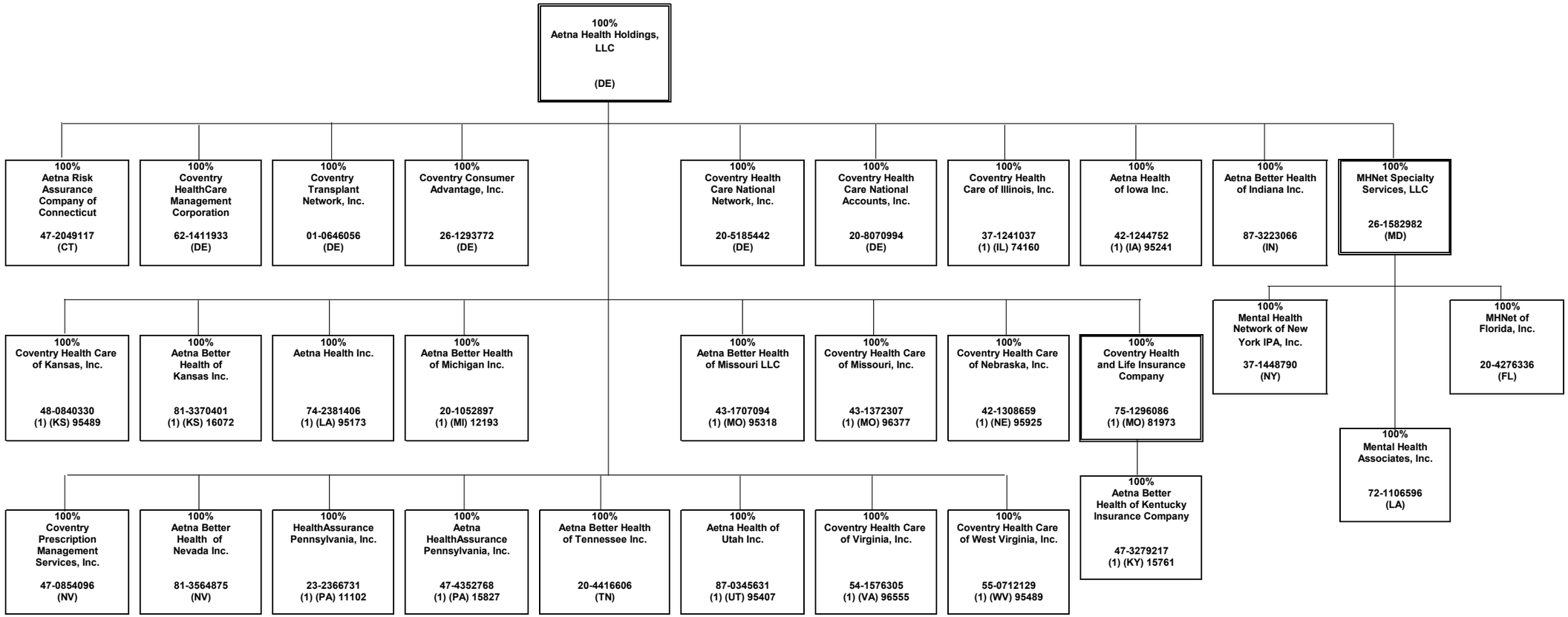

SCHEDULE Y - INFORMATION CONCERNING ACTIVITIES OF INSURANCE MEMBERS OF A HOLDING COMPANY GROUP

PART 1 - ORGANIZATIONAL CHART

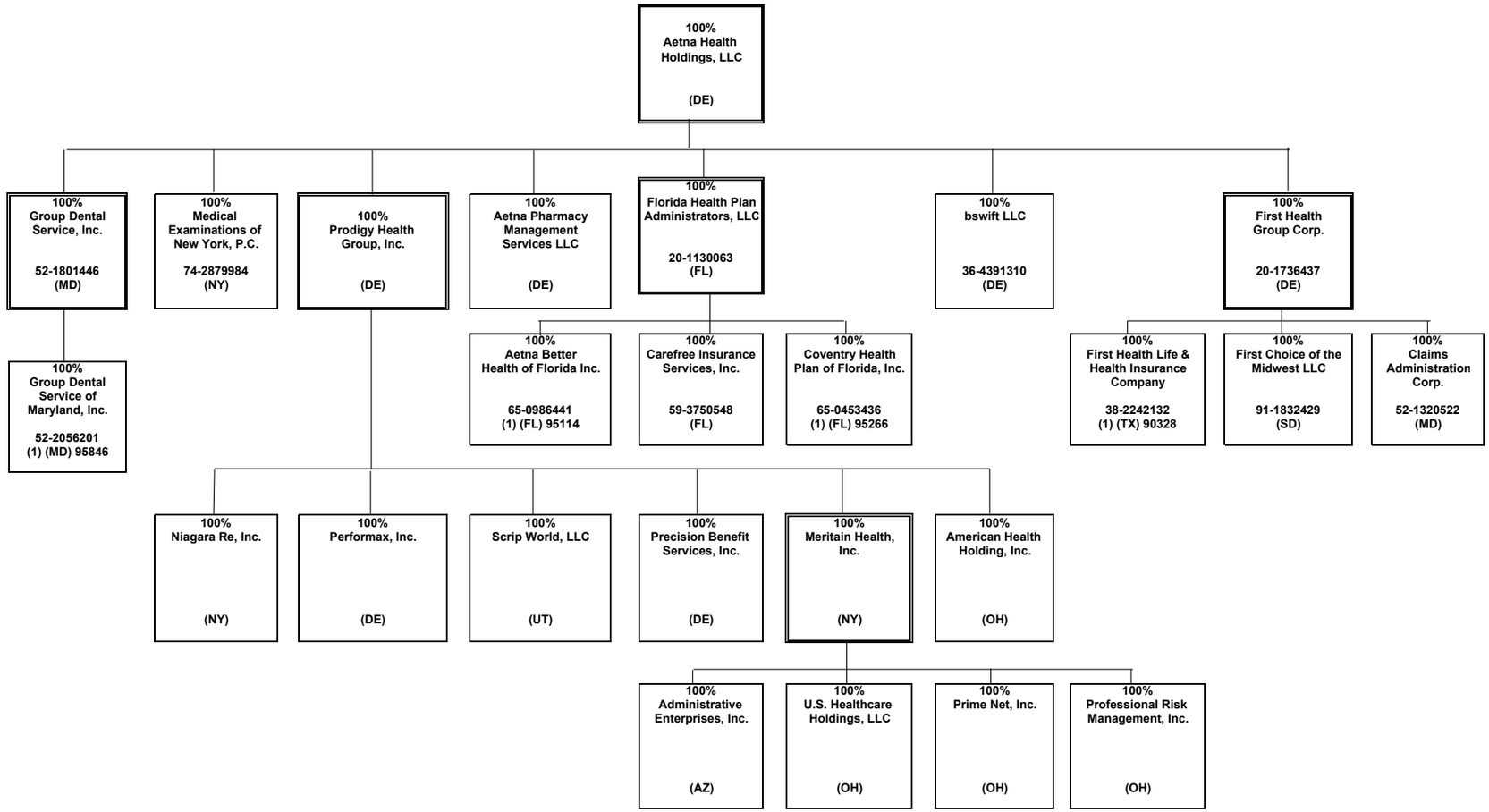

SCHEDULE Y - INFORMATION CONCERNING ACTIVITIES OF INSURANCE MEMBERS OF A HOLDING COMPANY GROUP

PART 1 - ORGANIZATIONAL CHART

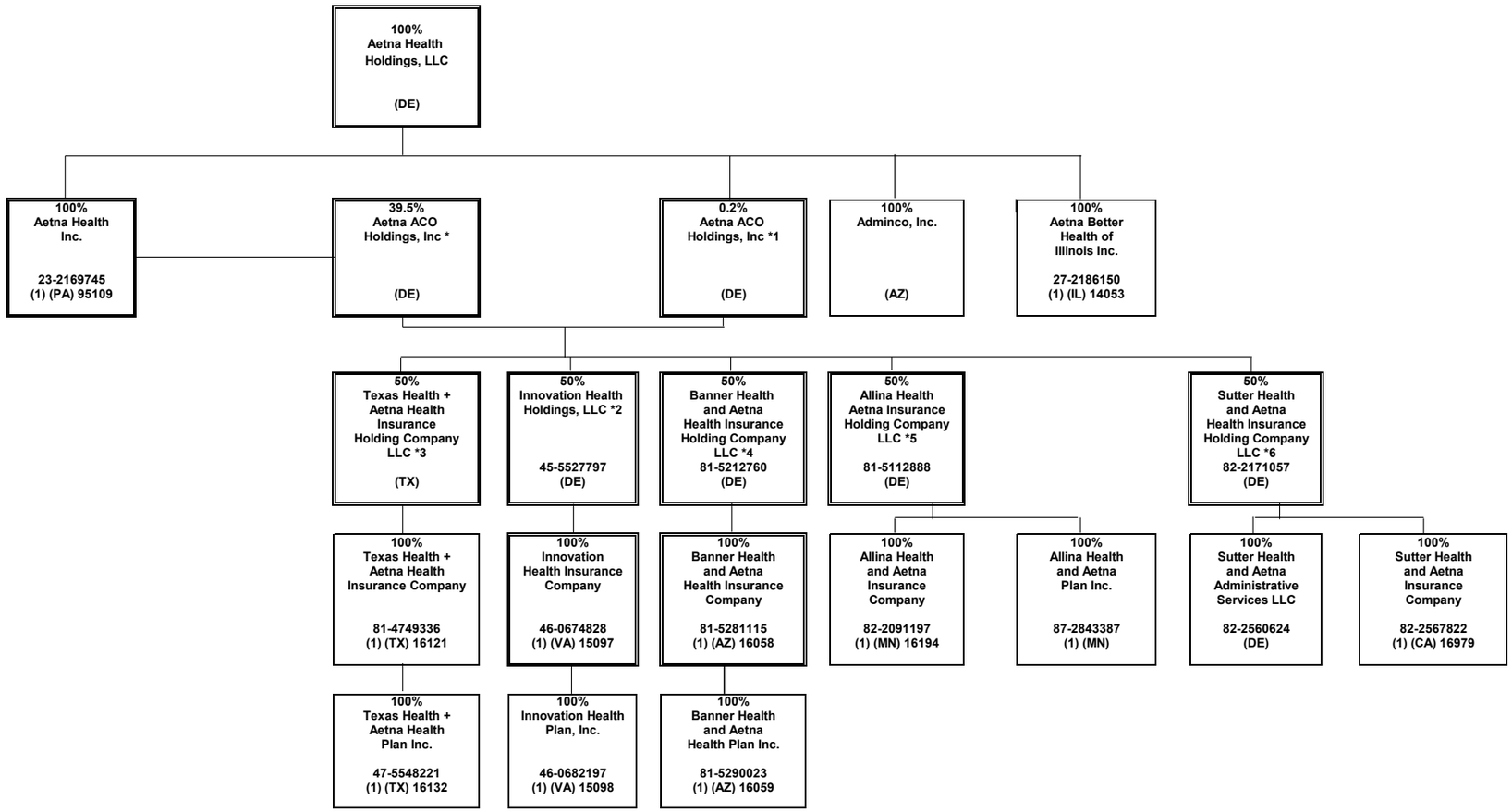

*1 Aetna ACO Holdings Inc. is owned by Aetna Life Insurance Company (302 shares); Aetna Health Inc. (PA) (198 shares); and Aetna Health Holdings, LLC (1 share).
*2 Innovation Health Holdings, LLC is also 50% owned by Inova Health System Foundation.
*3 Texas Health + Aetna Health Insurance Holding Company LLC is also 50% owned by Texas Health Resources.
*4 Banner Health and Aetna Health Insurance Holding Company LLC is also 50% owned by Banner Health.
*5 Allina Health and Aetna Insurance Holding Company LLC is also 50% owned by Allina Health.
*6 Sutter Health and Aetna Insurance Holding Company LLC is also 50% owned by Sutter Health Plan Products Organization, LLC.

SCHEDULE Y - INFORMATION CONCERNING ACTIVITIES OF INSURANCE MEMBERS OF A HOLDING COMPANY GROUP

PART 1 - ORGANIZATIONAL CHART

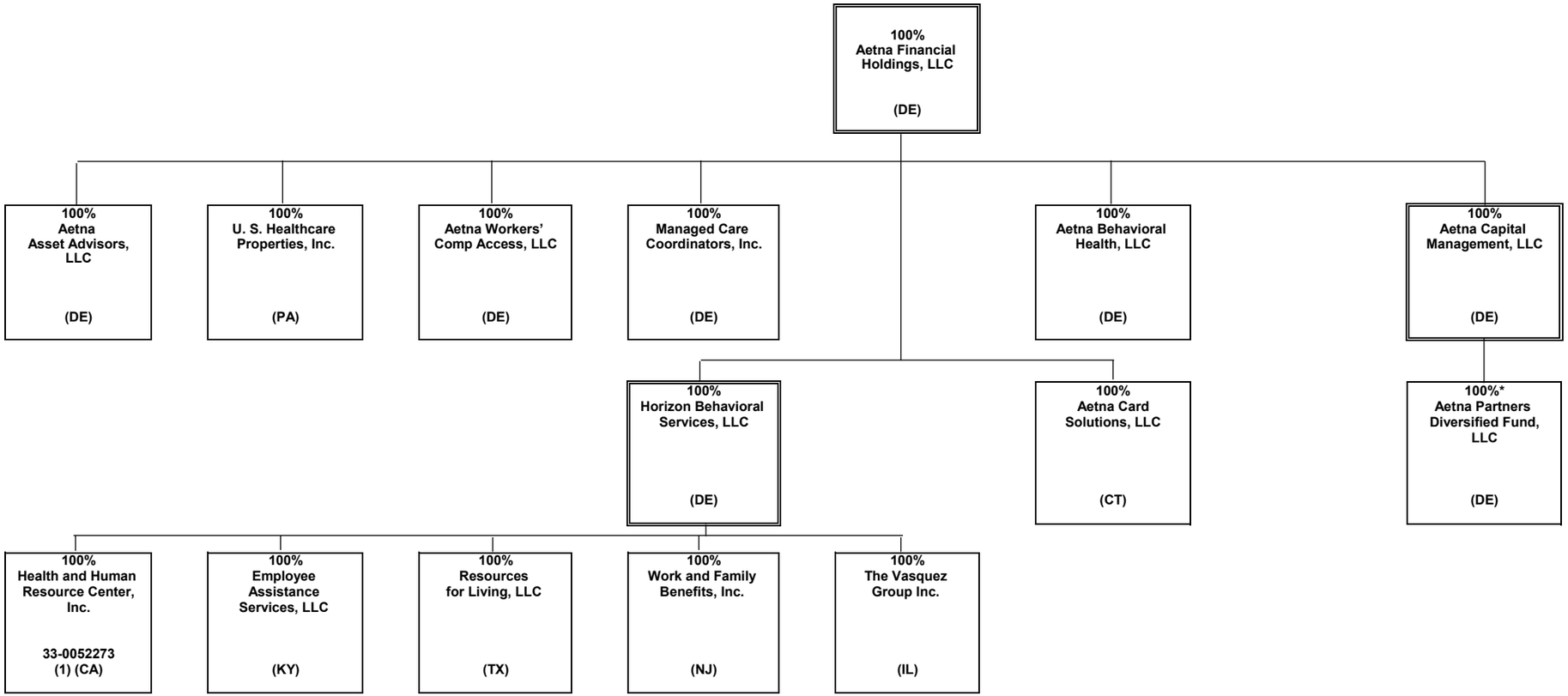

* Aetna Capital Management, LLC owns 100% of the voting rights of Aetna Partners Diversified Fund, LLC ("APDF"). APDF is a fund of hedge funds and certain subsidiaries of CVS Health Group invest in this fund, which does not confer any managing or controlling ownership interests in APDF.

SCHEDULE Y - INFORMATION CONCERNING ACTIVITIES OF INSURANCE MEMBERS OF A HOLDING COMPANY GROUP

PART 1 - ORGANIZATIONAL CHART

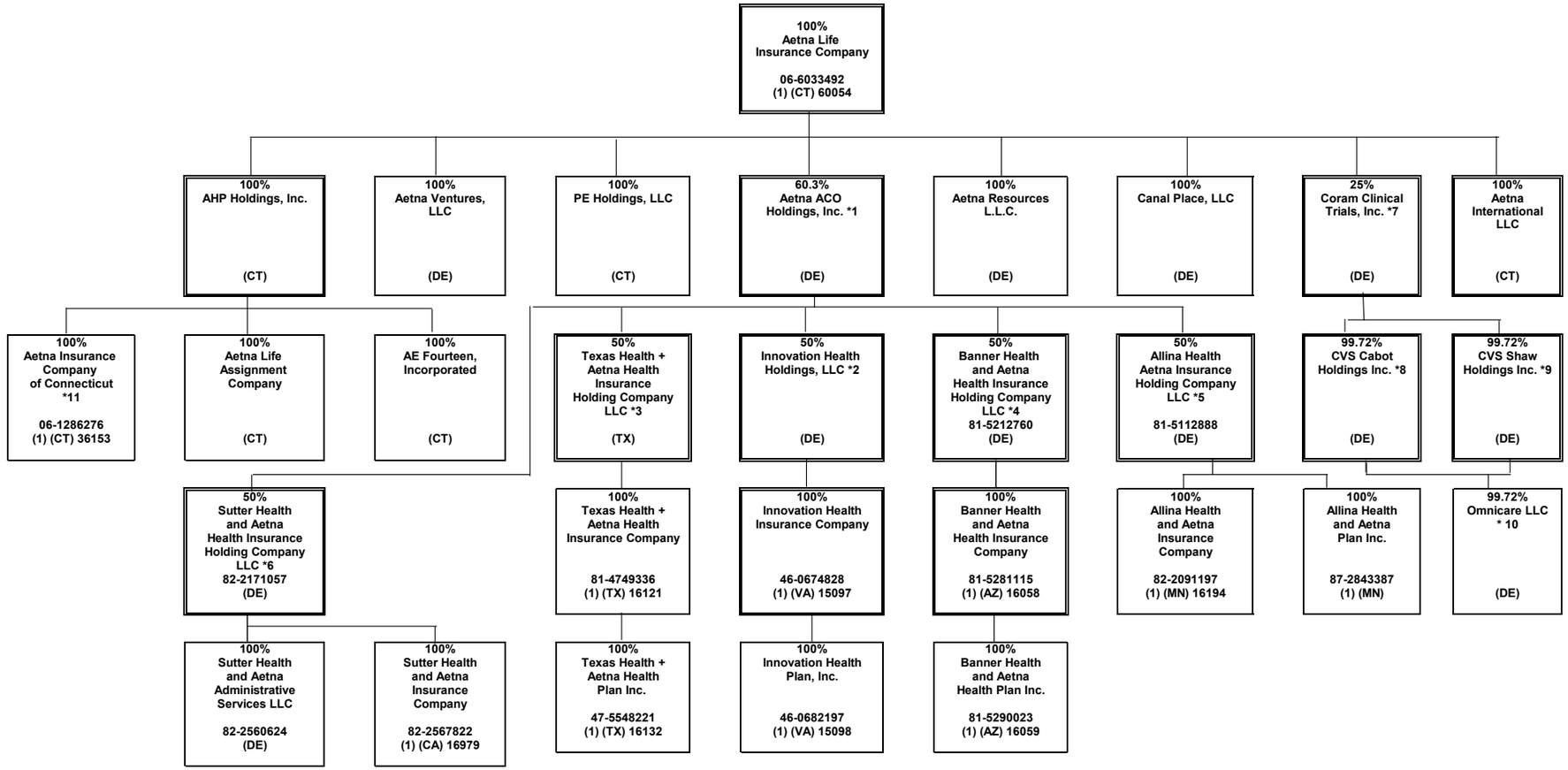

*1 Aetna ACO Holdings Inc. is owned by Aetna Life Insurance Company (302 shares); Aetna Health Inc. (PA) (198 shares); and Aetna Health Holdings, LLC (1 share).
*2 Innovation Health Holdings, LLC is also 50% owned by Inova Health System Foundation.
*3 Texas Health + Aetna Health Insurance Holding Company LLC is also 50% owned by Texas Health Resources.
*4 Banner Health and Aetna Health Insurance Holding Company LLC is also 50% owned by Banner Health.
*5 Allina Health and Aetna Insurance Holding Company LLC is also 50% owned by Allina Health System.
*6 Sutter Health and Aetna Insurance Holding Company LLC is also 50% owned by Sutter Health Plan Products Organization, LLC.
*7 Coram Clinical Trials, Inc. is also 75% owned by CVS Pharmacy, Inc.
*8 CVS Cabot Holdings Inc. is also .28% owned by Aetna Inc.
*9 CVS Shaw Holdings Inc. is also .28% owned by Aetna Inc.
*10 Remaining .28% owned by Aetna Inc. CVS Cabot Holdings Inc. and CVS Shaw Holdings Inc. each owning 49.86%.
*11 Effective July 1, 2022, Aetna Insurance Company of Connecticut was sold to Continental Casualty Company, a subsidiary of Loews Corporation.

SCHEDULE Y

PART 1A - DETAIL OF INSURANCE HOLDING COMPANY SYSTEM

1 Group Code	2 Group Name	3 NAIC Company Code	4 ID Number	5 Federal RSSD	6 CIK	7 Name of Securities Exchange if Publicly Traded (U.S. or International)	8 Names of Parent, Subsidiaries Or Affiliates	9 Domiciliary Location	10 Relationship to Reporting Entity	11 Directly Controlled by (Name of Entity/Person)	12 Type of Control (Ownership, Board, Management, Attorney-in-Fact, Influence, Other)	13 If Control is Ownership Provide Percentage	14 Ultimate Controlling Entity(ies)/Person(s)	15 Is an SCA Filing Required? (Yes/No)	16 *
0001	CVS HEALTH GROUP		05-0494040		0000064803	NYSE	CVS Health Corporation	DE	UIP	Board of Directors	Board of Directors	100.000	CVS Health Corporation	NO	0
0001	CVS HEALTH GROUP	63444	06-1566092				Accendo Insurance Company	UT	IA	Part D Holding Company, L.L.C.	Ownership	100.000	CVS Health Corporation	NO	0
0001	CVS HEALTH GROUP	12575	20-2833904				SilverScript Insurance Company	TN	IA	Part D Holding Company, L.L.C.	Ownership	100.000	CVS Health Corporation	NO	0
0001	CVS HEALTH GROUP	00000	05-0340626				CVS Pharmacy, Inc.	RI	UIP	CVS Health Corporation	Ownership	100.000	CVS Health Corporation	NO	0
0001	CVS HEALTH GROUP	00000	20-8404182				Caremark Rx, L.L.C.	DE	NIA	CVS Pharmacy, Inc	Ownership	100.000	CVS Health Corporation	NO	0
0001	CVS HEALTH GROUP	00000	61-1715010				Part D Holding Company, L.L.C.	DE	NIA	Caremark, Rx., L.L.C.	Ownership	100.000	CVS Health Corporation	NO	0
0001	CVS HEALTH GROUP	00000	33-1113587				CVS Caremark Part D Services, L.L.C.	DE	NIA	Caremark, Rx., L.L.C.	Ownership	100.000	CVS Health Corporation	NO	0
0001	CVS HEALTH GROUP	00000	87-0548860				RxAmerica, L.L.C.	DE	NIA	Caremark, Rx., L.L.C.	Ownership	100.000	CVS Health Corporation	NO	0
0001	CVS HEALTH GROUP	00000	11-2580136				Caremark Ulysses Holding Corporation	NY	NIA	Caremark, Rx., L.L.C.	Ownership	100.000	CVS Health Corporation	NO	0
0001	CVS HEALTH GROUP	00000	87-0804047				MemberHealth, L.L.C.	DE	NIA	Caremark Ulysses Holding Corporation	Ownership	100.000	CVS Health Corporation	NO	0
0001	CVS HEALTH GROUP	00000	05-0500188				CVS Caremark Indemnity, Ltd.	BMU	IA	CVS Foreign, Inc.	Ownership	100.000	CVS Health Corporation	NO	0
0001	CVS HEALTH GROUP	00000	27-1298765				UAC Holding, Inc.	DE	NIA	Caremark Ulysses Holding Corporation	Ownership	100.000	CVS Health Corporation	NO	0
0001	CVS HEALTH GROUP	00000	05-0497953				CVS Foreign, Inc.	NY	NIA	CVS Health Corporation	Ownership	100.000	CVS Health Corporation	NO	0
0001	CVS HEALTH GROUP	00000	58-2160656				Coram Clinical Trials, Inc.	DE	NIA	CVS Pharmacy, Inc	Ownership	75.000	CVS Health Corporation	NO	13
0001	CVS HEALTH GROUP	00000	23-2229683	3060706	0001122304		Aetna Inc.	PA	UIP	CVS Pharmacy, Inc	Ownership	100.000	CVS Health Corporation	NO	0
0001	CVS HEALTH GROUP	00000	30-0123754				Aetna Health Holdings, LLC	DE	UDP	Aetna Inc.	Ownership	100.000	CVS Health Corporation	NO	0
0001	CVS HEALTH GROUP	00000	95-3402799				Aetna Health of California Inc.	CA	IA	Aetna Health Holdings, LLC	Ownership	100.000	CVS Health Corporation	NO	0
0001	CVS HEALTH GROUP	95935	23-2442048				Aetna Health Inc.	CT	IA	Aetna Health Holdings, LLC	Ownership	100.000	CVS Health Corporation	NO	0
0001	CVS HEALTH GROUP	95088	59-2411584				Aetna Health Inc.	FL	IA	Aetna Health Holdings, LLC	Ownership	100.000	CVS Health Corporation	NO	0
0001	CVS HEALTH GROUP	95094	58-1649568				Aetna Health Inc.	GA	IA	Aetna Health Holdings, LLC	Ownership	100.000	CVS Health Corporation	NO	0
0001	CVS HEALTH GROUP	95517	01-0504252				Aetna Health Inc.	ME	IA	Aetna Health Holdings, LLC	Ownership	100.000	CVS Health Corporation	NO	0
0001	CVS HEALTH GROUP	95756	23-2861565				Aetna Health of Michigan Inc.	MI	IA	Aetna Health Holdings, LLC	Ownership	100.000	CVS Health Corporation	NO	0
0001	CVS HEALTH GROUP	95287	52-1270921				Aetna Health Inc.	NJ	IA	Aetna Health Holdings, LLC	Ownership	100.000	CVS Health Corporation	NO	0
0001	CVS HEALTH GROUP	95234	22-2663623				Aetna Health Inc.	NY	IA	Aetna Health Holdings, LLC	Ownership	100.000	CVS Health Corporation	NO	0
0001	CVS HEALTH GROUP	14408	45-2634734				Aetna Better Health Inc.	NY	IA	Aetna Health Inc. (NY)	Ownership	100.000	CVS Health Corporation	NO	0
0001	CVS HEALTH GROUP	95490	76-0189680				Aetna Health Inc.	TX	IA	Aetna Health Holdings, LLC	Ownership	100.000	CVS Health Corporation	NO	0
0001	CVS HEALTH GROUP	95040	74-1844335				Aetna Better Health of Texas Inc.	TX	IA	Aetna Health Holdings, LLC	Ownership	100.000	CVS Health Corporation	NO	0
0001	CVS HEALTH GROUP	12328	20-2207534				Aetna Better Health Inc.	GA	IA	Aetna Health Holdings, LLC	Ownership	100.000	CVS Health Corporation	NO	0
0001	CVS HEALTH GROUP	00000	06-1160812				Aetna Dental of California Inc.	CA	IA	Aetna Health Holdings, LLC	Ownership	100.000	CVS Health Corporation	NO	0
0001	CVS HEALTH GROUP	11183	22-2990909				Aetna Dental Inc.	NJ	IA	Aetna Health Holdings, LLC	Ownership	100.000	CVS Health Corporation	NO	0
0001	CVS HEALTH GROUP	95910	06-1177531				Aetna Dental Inc.	TX	IA	Aetna Health Holdings, LLC	Ownership	100.000	CVS Health Corporation	NO	0
0001	CVS HEALTH GROUP	00000	30-0123760				Aetna Rx Home Delivery, LLC	DE	NIA	Aetna Health Holdings, LLC	Ownership	100.000	CVS Health Corporation	NO	0
0001	CVS HEALTH GROUP	00000	13-3670795				Aetna Health Management, LLC	DE	NIA	Aetna Health Holdings, LLC	Ownership	100.000	CVS Health Corporation	NO	0
0001	CVS HEALTH GROUP	00000	22-3187443				Aetna Ireland Inc.	DE	NIA	Aetna Health Holdings, LLC	Ownership	100.000	CVS Health Corporation	NO	0
0001	CVS HEALTH GROUP	00000	57-1209768				Aetna Specialty Pharmacy, LLC	DE	NIA	Aetna Health Holdings, LLC	Ownership	100.000	CVS Health Corporation	NO	0
0001	CVS HEALTH GROUP	00000	20-1274723				Cofinity, Inc.	DE	NIA	Aetna Health Holdings, LLC	Ownership	100.000	CVS Health Corporation	NO	0
0001	CVS HEALTH GROUP	00000	23-2671370				@Credentials Inc.	DE	NIA	Aetna Health Holdings, LLC	Ownership	100.000	CVS Health Corporation	NO	0
0001	CVS HEALTH GROUP	13735	27-0563973				Aetna Better Health Inc.	PA	IA	Aetna Health Holdings, LLC	Ownership	100.000	CVS Health Corporation	NO	0
0001	CVS HEALTH GROUP	13174	26-2867560				Aetna Better Health Inc.	CT	IA	Aetna Health Holdings, LLC	Ownership	100.000	CVS Health Corporation	NO	0
0001	CVS HEALTH GROUP	00000	47-5178095				Aetna Better Health of California Inc.	CA	IA	Aetna Health Holdings, LLC	Ownership	100.000	CVS Health Corporation	NO	0
0001	CVS HEALTH GROUP	14043	27-2512072				Aetna Better Health Premier Plan MMAI Inc.	IL	IA	Aetna Health Holdings, LLC	Ownership	100.000	CVS Health Corporation	NO	0
0001	CVS HEALTH GROUP	15805	47-3850677				Aetna Health of Ohio Inc.	OH	IA	Aetna Health Holdings, LLC	Ownership	100.000	CVS Health Corporation	NO	0
0001	CVS HEALTH GROUP	15616	80-0629718				Aetna Better Health, Inc.	LA	IA	Aetna Health Holdings, LLC	Ownership	100.000	CVS Health Corporation	NO	0
0001	CVS HEALTH GROUP	00000	80-0671703				Aetna Florida Inc.	FL	NIA	Aetna Health Holdings, LLC	Ownership	100.000	CVS Health Corporation	NO	0
0001	CVS HEALTH GROUP	14229	45-2764938				Aetna Better Health Inc.	OH	RE	Aetna Health Holdings, LLC	Ownership	100.000	CVS Health Corporation	NO	0
0001	CVS HEALTH GROUP	15611	46-3203088				Aetna Better Health Inc.	NJ	IA	Aetna Health Holdings, LLC	Ownership	100.000	CVS Health Corporation	NO	0
0001	CVS HEALTH GROUP	15919	81-1143850				Aetna Better Health of Oklahoma Inc.	OK	IA	Aetna Health Holdings, LLC	Ownership	100.000	CVS Health Corporation	NO	0
0001	CVS HEALTH GROUP	00000	04-2708160				Aetna Student Health Agency Inc.	MA	NIA	Aetna Health Holdings, LLC	Ownership	100.000	CVS Health Corporation	NO	0
0001	CVS HEALTH GROUP	00000	73-1702453				Delaware Physicians Care, Incorporated	DE	NIA	Aetna Health Holdings, LLC	Ownership	100.000	CVS Health Corporation	NO	0
0001	CVS HEALTH GROUP	00000	01-0826783				Schaller Anderson Medical Administrators, Incorporated	DE	NIA	Aetna Health Holdings, LLC	Ownership	100.000	CVS Health Corporation	NO	0
0001	CVS HEALTH GROUP	00000	86-0842559				Aetna Medicaid Adminstrators LLC	AZ	NIA	Aetna Health Holdings, LLC	Ownership	100.000	CVS Health Corporation	NO	0
0001	CVS HEALTH GROUP	00000	45-2944270				iTriage, LLC	DE	NIA	Aetna Health Holdings, LLC	Ownership	100.000	CVS Health Corporation	NO	0
0001	CVS HEALTH GROUP	00000	16-1471176				Prodigy Health Group, Inc.	DE	NIA	Aetna Health Holdings, LLC	Ownership	100.000	CVS Health Corporation	NO	0

SCHEDULE Y

PART 1A - DETAIL OF INSURANCE HOLDING COMPANY SYSTEM

1 Group Code	2 Group Name	3 NAIC Company Code	4 ID Number	5 Federal RSSD	6 CIK	7 Name of Securities Exchange if Publicly Traded (U.S. or International)	8 Names of Parent, Subsidiaries Or Affiliates	9 Domiciliary Location	10 Relationship to Reporting Entity	11 Directly Controlled by (Name of Entity/Person)	12 Type of Control (Ownership, Board, Management, Attorney-in-Fact, Influence, Other)	13 If Control is Ownership Provide Percentage	14 Ultimate Controlling Entity(ies)/Person(s)	15 Is an SCA Filing Required? (Yes/No)	16 *
0001	CVS HEALTH GROUP	00000	45-4901541				Aetna ACO Holdings, Inc.	DE	NIA	Aetna Health Holdings, LLC	Ownership	0.200	CVS Health Corporation	YES	3
0001	CVS HEALTH GROUP	00000	74-2879984				Medical Examinations of New York, P.C.	NY	NIA	Aetna Health Holdings, LLC	Ownership	100.000	CVS Health Corporation	NO	0
0001	CVS HEALTH GROUP	00000	45-5527797				Innovation Health Holdings, LLC	DE	NIA	Aetna ACO Holdings, Inc.	Ownership	50.000	CVS Health Corporation	NO	6
0001	CVS HEALTH GROUP	15097	46-0674828				Innovation Health Insurance Company	VA	IA	Innovation Health Holdings, LLC	Ownership	100.000	CVS Health Corporation	NO	0
0001	CVS HEALTH GROUP	15098	46-0682197				Innovation Health Plan, Inc.	VA	IA	Innovation Health Insurance Company	Ownership	100.000	CVS Health Corporation	NO	0
0001	CVS HEALTH GROUP	00000	81-3789357				Texas Health + Aetna Health Insurance Holding Company LLC	TX	NIA	Aetna ACO Holdings, Inc.	Ownership	50.000	CVS Health Corporation	NO	8
0001	CVS HEALTH GROUP	16121	81-4749336				Texas Health + Aetna Health Insurance Company	TX	IA	Texas Health + Aetna Health Insurance Holding Company LLC	Ownership	100.000	CVS Health Corporation	NO	0
0001	CVS HEALTH GROUP	16132	47-5548221				Texas Health + Aetna Health Plan Inc.	TX	IA	Texas Health + Aetna Health Insurance Company	Ownership	100.000	CVS Health Corporation	NO	0
0001	CVS HEALTH GROUP	95109	23-2169745				Aetna Health Inc.	PA	IA	Aetna Health Holdings, LLC	Ownership	100.000	CVS Health Corporation	NO	0
0001	CVS HEALTH GROUP	00000	45-4901541				Aetna ACO Holdings, Inc.	DE	NIA	Aetna Health Inc. (PA)	Ownership	39.500	CVS Health Corporation	YES	3
0001	CVS HEALTH GROUP	00000	20-0438576				Niagara Re, Inc.	NY	NIA	Prodigy Health Group, Inc.	Ownership	100.000	CVS Health Corporation	NO	0
0001	CVS HEALTH GROUP	00000	52-2200070				Performax, Inc.	DE	NIA	Prodigy Health Group, Inc.	Ownership	100.000	CVS Health Corporation	NO	0
0001	CVS HEALTH GROUP	00000	87-0632355				Scrip World, LLC	UT	NIA	Prodigy Health Group, Inc.	Ownership	100.000	CVS Health Corporation	NO	0
0001	CVS HEALTH GROUP	00000	27-1760756				Precision Benefit Services, Inc.	DE	NIA	Prodigy Health Group, Inc.	Ownership	100.000	CVS Health Corporation	NO	0
0001	CVS HEALTH GROUP	00000	31-1368946				American Health Holding, Inc.	OH	NIA	Prodigy Health Group, Inc.	Ownership	100.000	CVS Health Corporation	NO	0
0001	CVS HEALTH GROUP	00000	16-1264154				Meritain Health, Inc.	NY	NIA	Prodigy Health Group, Inc.	Ownership	100.000	CVS Health Corporation	NO	0
0001	CVS HEALTH GROUP	00000	86-0537707				Adminco, Inc.	AZ	NIA	Aetna Health Holdings, LLC	Ownership	100.000	CVS Health Corporation	NO	0
0001	CVS HEALTH GROUP	00000	86-0527428				Administrative Enterprises, Inc.	AZ	NIA	Meritain Health, Inc.	Ownership	100.000	CVS Health Corporation	NO	0
0001	CVS HEALTH GROUP	00000	16-1684061				U.S. Healthcare Holdings, LLC	OH	NIA	Meritain Health, Inc.	Ownership	100.000	CVS Health Corporation	NO	0
0001	CVS HEALTH GROUP	00000	34-1670299				Prime Net, Inc.	OH	NIA	Meritain Health, Inc.	Ownership	100.000	CVS Health Corporation	NO	0
0001	CVS HEALTH GROUP	00000	34-1348032				Professional Risk Management, Inc.	OH	NIA	Meritain Health, Inc.	Ownership	100.000	CVS Health Corporation	NO	0
0001	CVS HEALTH GROUP	68500	62-1181209				Continental Life Insurance Company of Brentwood, Tennessee	TN	IA	Aetna Inc.	Ownership	100.000	CVS Health Corporation	NO	0
0001	CVS HEALTH GROUP	12321	20-2901054				American Continental Insurance Company	TN	IA	Continental Life Insurance Company of Brentwood, Tennessee	Ownership	100.000	CVS Health Corporation	NO	0
0001	CVS HEALTH GROUP	60054	06-6033492				Aetna Life Insurance Company	CT	IA	Aetna Inc.	Ownership	100.000	CVS Health Corporation	NO	0
0001	CVS HEALTH GROUP	00000	45-4901541				Aetna ACO Holdings, Inc.	DE	NIA	Aetna Life Insurance Company	Ownership	60.300	CVS Health Corporation	YES	3
0001	CVS HEALTH GROUP	00000	06-1270755				AHP Holdings, Inc.	CT	NIA	Aetna Life Insurance Company	Ownership	100.000	CVS Health Corporation	NO	0
0001	CVS HEALTH GROUP	36153	06-1286276				Aetna Insurance Company of Connecticut	CT	IA	AHP Holdings, Inc.	Ownership	100.000	CVS Health Corporation	NO	17
0001	CVS HEALTH GROUP	00000	06-1028469				AE Fourteen, Incorporated	CT	NIA	AHP Holdings, Inc.	Ownership	100.000	CVS Health Corporation	NO	0
0001	CVS HEALTH GROUP	00000	06-1373153				Aetna Life Assignment Company	CT	NIA	AHP Holdings, Inc.	Ownership	100.000	CVS Health Corporation	NO	0
0001	CVS HEALTH GROUP	00000	20-3678339				PE Holdings, LLC	CT	NIA	Aetna Life Insurance Company	Ownership	100.000	CVS Health Corporation	NO	0
0001	CVS HEALTH GROUP	00000	06-1423207				Aetna Resources L.L.C.	DE	NIA	Aetna Life Insurance Company	Ownership	100.000	CVS Health Corporation	NO	0
0001	CVS HEALTH GROUP	00000					Canal Place, LLC	DE	NIA	Aetna Life Insurance Company	Ownership	100.000	CVS Health Corporation	NO	0
0001	CVS HEALTH GROUP	00000	20-3180700				Aetna Ventures, LLC	DE	NIA	Aetna Life Insurance Company	Ownership	100.000	CVS Health Corporation	NO	0
0001	CVS HEALTH GROUP	00000	58-2160656				Coram Clinical Trials, Inc.	DE	NIA	Aetna Life Insurance Company	Ownership	25.000	CVS Health Corporation	NO	13
0001	CVS HEALTH GROUP	00000	85-3918720				CVS Cabot Holdings Inc.	DE	NIA	Coram Clinical Trials, Inc.	Ownership	99.720	CVS Health Corporation	NO	14
0001	CVS HEALTH GROUP	00000	85-3918567				CVS Shaw Holdings Inc.	DE	NIA	Coram Clinical Trials, Inc.	Ownership	99.720	CVS Health Corporation	NO	15
0001	CVS HEALTH GROUP	00000	31-1001351				Omnicare, LLC	DE	NIA	CVS Cabot Holdings Inc	Ownership	49.860	CVS Health Corporation	NO	16
0001	CVS HEALTH GROUP	00000	31-1001351				Omnicare, LLC	DE	NIA	CVS Shaw Holdings Inc	Ownership	49.860	CVS Health Corporation	NO	16
0001	CVS HEALTH GROUP	00000	41-2035961				Aetna Financial Holdings, LLC	DE	NIA	Aetna Inc.	Ownership	100.000	CVS Health Corporation	NO	0
0001	CVS HEALTH GROUP	00000	26-2030792				Aetna Asset Advisors, LLC	DE	NIA	Aetna Financial Holdings, LLC	Ownership	100.000	CVS Health Corporation	NO	0
0001	CVS HEALTH GROUP	00000	23-2354500				U.S. Healthcare Properties, Inc.	PA	NIA	Aetna Financial Holdings, LLC	Ownership	100.000	CVS Health Corporation	NO	0
0001	CVS HEALTH GROUP	00000	38-3704481				Aetna Capital Management, LLC	DE	NIA	Aetna Financial Holdings, LLC	Ownership	100.000	CVS Health Corporation	NO	0
0001	CVS HEALTH GROUP	00000	11-3667142		0001314522		Aetna Partners Diversified Fund, LLC	DE	NIA	Aetna Capital Management, LLC	Ownership	100.000	CVS Health Corporation	NO	1
0001	CVS HEALTH GROUP	00000	20-0446676				Aetna Workers' Comp Access, LLC	DE	NIA	Aetna Financial Holdings, LLC	Ownership	100.000	CVS Health Corporation	NO	0
0001	CVS HEALTH GROUP	00000	20-0446713				Aetna Behavioral Health, LLC	DE	NIA	Aetna Financial Holdings, LLC	Ownership	100.000	CVS Health Corporation	NO	0
0001	CVS HEALTH GROUP	00000	23-2670015				Managed Care Coordinators, Inc.	DE	NIA	Aetna Financial Holdings, LLC	Ownership	100.000	CVS Health Corporation	NO	0
0001	CVS HEALTH GROUP	00000	59-3269144				Horizon Behavioral Services, LLC	DE	NIA	Aetna Financial Holdings, LLC	Ownership	100.000	CVS Health Corporation	NO	0
0001	CVS HEALTH GROUP	00000	61-1193498				Employee Assistance Services, LLC	KY	NIA	Horizon Behavioral Services, LLC	Ownership	100.000	CVS Health Corporation	NO	0
0001	CVS HEALTH GROUP	00000	33-0052273				Health and Human Resource Center, Inc.	CA	IA	Horizon Behavioral Services, LLC	Ownership	100.000	CVS Health Corporation	NO	0

SCHEDULE Y

PART 1A - DETAIL OF INSURANCE HOLDING COMPANY SYSTEM

1 Group Code	2 Group Name	3 NAIC Company Code	4 ID Number	5 Federal RSSD	6 CIK	7 Name of Securities Exchange if Publicly Traded (U.S. or International)	8 Names of Parent, Subsidiaries Or Affiliates	9 Domiciliary Location	10 Relationship to Reporting Entity	11 Directly Controlled by (Name of Entity/Person)	12 Type of Control (Ownership, Board, Management, Attorney-in-Fact, Influence, Other)	13 If Control is Ownership Provide Percentage	14 Ultimate Controlling Entity(ies)/Person(s)	15 Is an SCA Filing Required? (Yes/No)	16 *
0001	CVS HEALTH GROUP	00000	75-2420973				Resources for Living, LLC	TX	NIA	Horizon Behavioral Services, LLC	Ownership	100.000	CVS Health Corporation	NO	0
0001	CVS HEALTH GROUP	00000	36-3681261				The Vasquez Group Inc.	IL	NIA	Horizon Behavioral Services, LLC	Ownership	100.000	CVS Health Corporation	NO	0
0001	CVS HEALTH GROUP	00000	22-3178125				Work and Family Benefits, Inc.	NJ	NIA	Horizon Behavioral Services, LLC	Ownership	100.000	CVS Health Corporation	NO	0
0001	CVS HEALTH GROUP	00000	27-1773021				Aetna Card Solutions, LLC	CT	NIA	Aetna Financial Holdings, LLC	Ownership	100.000	CVS Health Corporation	NO	0
0001	CVS HEALTH GROUP	78700	06-0876836				Aetna Health and Life Insurance Company	CT	IA	Aetna Inc.	Ownership	100.000	CVS Health Corporation	NO	0
0001	CVS HEALTH GROUP	72052	23-2710210				Aetna Health Insurance Company	PA	IA	Aetna Inc.	Ownership	100.000	CVS Health Corporation	NO	0
0001	CVS HEALTH GROUP	84450	57-0805126				Aetna Health Insurance Company of New York	NY	IA	Aetna Inc.	Ownership	100.000	CVS Health Corporation	NO	0
0001	CVS HEALTH GROUP	00000	06-1571642				Aetna International LLC	CT	NIA	Aetna Life Insurance Company	Ownership	100.000	CVS Health Corporation	NO	0
0001	CVS HEALTH GROUP	00000	98-0211470				Aetna Life & Casualty (Bermuda) Ltd.	BMU	IA	Aetna International LLC	Ownership	100.000	CVS Health Corporation	NO	0
0001	CVS HEALTH GROUP	00000					Aetna Insurance (Singapore) PTE. LTD.	SGP	IA	Aetna International LLC	Ownership	100.000	CVS Health Corporation	NO	0
0001	CVS HEALTH GROUP	00000	86-1455140				Aetna International Ex Pat LLC	DE	NIA	Aetna International LLC	Ownership	100.000	CVS Health Corporation	NO	0
0001	CVS HEALTH GROUP	00000					Aetna Global Benefits (Bermuda) Limited	BMU	NIA	Aetna International LLC	Ownership	100.000	CVS Health Corporation	NO	0
0001	CVS HEALTH GROUP	00000					Goodhealth Worldwide (Global) Limited	BMU	NIA	Aetna Global Benefits (Bermuda) Limited	Ownership	100.000	CVS Health Corporation	NO	0
0001	CVS HEALTH GROUP	00000					Aetna Global Benefits (Europe) Limited	GBR	NIA	Aetna Global Benefits (Bermuda) Limited	Ownership	100.000	CVS Health Corporation	NO	0
0001	CVS HEALTH GROUP	00000					Goodhealth Worldwide (Asia) Limited	HKG	NIA	Aetna Global Benefits (Bermuda) Limited	Ownership	100.000	CVS Health Corporation	NO	0
0001	CVS HEALTH GROUP	00000					Aetna Global Benefits Limited	ARE	NIA	Aetna Global Benefits (Bermuda) Limited	Ownership	100.000	CVS Health Corporation	NO	0
0001	CVS HEALTH GROUP	00000					PT. Aetna Global Benefits Indonesia	IDN	NIA	Aetna Global Benefits (Bermuda) Limited	Ownership	80.000	CVS Health Corporation	NO	4
0001	CVS HEALTH GROUP	00000					Aetna Global Benefits (Middle East) LLC	ARE	NIA	Aetna Global Benefits (Bermuda) Limited	Ownership	49.000	CVS Health Corporation	NO	5
0001	CVS HEALTH GROUP	00000					Aetna Global Benefits (Asia Pacific) Limited	HKG	NIA	Aetna Global Benefits (Bermuda) Limited	Ownership	100.000	CVS Health Corporation	NO	0
0001	CVS HEALTH GROUP	00000					PT Aetna Management Consulting	IDN	NIA	Aetna International LLC	Ownership	77.000	CVS Health Corporation	NO	0
0001	CVS HEALTH GROUP	00000					Spinnaker Topco Limited	BMU	NIA	Aetna Global Benefits (Bermuda) Limited	Ownership	100.000	CVS Health Corporation	NO	0
0001	CVS HEALTH GROUP	00000					Spinnaker Bidco Limited	GBR	NIA	Spinnaker Topco Limited	Ownership	100.000	CVS Health Corporation	NO	0
0001	CVS HEALTH GROUP	00000					Aetna Holdco (UK) Limited	GBR	NIA	Spinnaker Bidco Limited	Ownership	100.000	CVS Health Corporation	NO	0
0001	CVS HEALTH GROUP	00000					PT Aetna Management Consulting	IDN	NIA	Aetna Global Benefits (Asia Pacific) Limited	Ownership	23.000	CVS Health Corporation	NO	0
0001	CVS HEALTH GROUP	00000					Aetna Global Benefits (UK) Limited	GBR	NIA	Aetna Holdco (UK) Limited	Ownership	100.000	CVS Health Corporation	NO	0
0001	CVS HEALTH GROUP	00000					Aetna Insurance Company Limited	GBR	IA	Aetna Holdco (UK) Limited	Ownership	100.000	CVS Health Corporation	NO	0
0001	CVS HEALTH GROUP	00000					Indian Health Organisation Private Limited	IND	NIA	Aetna Global Benefits (Asia Pacific) Limited	Ownership	0.020	CVS Health Corporation	NO	2
0001	CVS HEALTH GROUP	00000					Aetna Health Insurance Company of Europe DAC	IRL	IA	Aetna International LLC	Ownership	100.000	CVS Health Corporation	NO	0
0001	CVS HEALTH GROUP	00000					Aetna (Shanghai) Enterprise Services Co. Ltd.	CHN	NIA	Aetna International LLC	Ownership	100.000	CVS Health Corporation	NO	0
0001	CVS HEALTH GROUP	00000					Aetna (Beijing) Enterprise Management Services Co., Ltd.	CHN	NIA	Aetna (Shanghai) Enterprise Services Co. Ltd.	Ownership	100.000	CVS Health Corporation	NO	0
0001	CVS HEALTH GROUP	00000					Aetna Global Benefits (Singapore) PTE. LTD.	SGP	NIA	Aetna International LLC	Ownership	100.000	CVS Health Corporation	NO	0
0001	CVS HEALTH GROUP	00000					Indian Health Organisation Private Limited	IND	NIA	Aetna Global Benefits (Singapore) PTE, LTD.	Ownership	99.980	CVS Health Corporation	NO	2
0001	CVS HEALTH GROUP	00000	22-2578985				AUSHC Holdings, Inc.	CT	NIA	Aetna Inc.	Ownership	100.000	CVS Health Corporation	NO	0
0001	CVS HEALTH GROUP	00000					Aetna Global Holdings Limited	GBR	NIA	Aetna International LLC	Ownership	100.000	CVS Health Corporation	NO	0
0001	CVS HEALTH GROUP	00000					Aetna Insurance (Hong Kong) Limited	HKG	IA	Aetna Global Holdings Limited	Ownership	100.000	CVS Health Corporation	NO	0
0001	CVS HEALTH GROUP	00000	06-1182176				PHPSNE Parent Corporation	DE	NIA	AUSHC Holdings, Inc.	Ownership	55.000	CVS Health Corporation	NO	7
0001	CVS HEALTH GROUP	00000	52-2182411				Active Health Management, Inc.	DE	NIA	Aetna Inc.	Ownership	100.000	CVS Health Corporation	NO	0
0001	CVS HEALTH GROUP	00000	47-0970432				Health Data & Management Solutions, Inc.	DE	NIA	Active Health Management, Inc.	Ownership	100.000	CVS Health Corporation	NO	0
0001	CVS HEALTH GROUP	00000	23-2604867				Aetna Integrated Informatics, Inc.	PA	NIA	Active Health Management, Inc.	Ownership	100.000	CVS Health Corporation	NO	0
0001	CVS HEALTH GROUP	13980	27-2192415				Health Re, Inc.	VT	IA	Aetna Inc.	Ownership	100.000	CVS Health Corporation	NO	0
0001	CVS HEALTH GROUP	00000	81-0579372				Phoenix Data Solutions LLC	DE	NIA	Aetna Inc.	Ownership	100.000	CVS Health Corporation	NO	0
0001	CVS HEALTH GROUP	00000	51-0029326				ASI Wings, LLC	DE	NIA	Aetna Inc.	Ownership	100.000	CVS Health Corporation	NO	0
0001	CVS HEALTH GROUP	00000	47-4556274				Echo Merger Sub, Inc.	DE	NIA	Aetna Inc.	Ownership	100.000	CVS Health Corporation	NO	0
0001	CVS HEALTH GROUP	00000	47-4547145				Aetna Corporate Services, LLC	DE	NIA	Aetna Inc.	Ownership	100.000	CVS Health Corporation	NO	0
0001	CVS HEALTH GROUP	00000	85-3918720				CVS Cabot Holdings Inc.	DE	NIA	Aetna Inc.	Ownership	0.280	CVS Health Corporation	NO	14
0001	CVS HEALTH GROUP	00000	85-3918567				CVS Shaw Holdings Inc.	DE	NIA	Aetna Inc.	Ownership	0.280	CVS Health Corporation	NO	15
0001	CVS HEALTH GROUP	00000	31-1001351				Omnicare, LLC	DE	NIA	Aetna Inc.	Ownership	0.280	CVS Health Corporation	NO	16

SCHEDULE Y

PART 1A - DETAIL OF INSURANCE HOLDING COMPANY SYSTEM

1 Group Code	2 Group Name	3 NAIC Company Code	4 ID Number	5 Federal RSSD	6 CIK	7 Name of Securities Exchange if Publicly Traded (U.S. or International)	8 Names of Parent, Subsidiaries Or Affiliates	9 Domiciliary Location	10 Relationship to Reporting Entity	11 Directly Controlled by (Name of Entity/Person)	12 Type of Control (Ownership, Board, Management, Attorney-in-Fact, Influence, Other)	13 If Control is Ownership Provide Percentage	14 Ultimate Controlling Entity(ies)/Person(s)	15 Is an SCA Filing Required? (Yes/No)	16 *
0001	CVS HEALTH GROUP	81973	75-1296086				Coventry Health and Life Insurance Company	MO	IA	Aetna Health Holdings, LLC	Ownership	100.000	CVS Health Corporation	NO	0
0001	CVS HEALTH GROUP	15761	47-3279217				Aetna Better Health of Kentucky Insurance Company	KY	IA	Coventry Health and Life Insurance Company	Ownership	100.000	CVS Health Corporation	NO	0
0001	CVS HEALTH GROUP	00000	52-1801446				Group Dental Service, Inc.	MD	NIA	Aetna Health Holdings, LLC	Ownership	100.000	CVS Health Corporation	NO	0
0001	CVS HEALTH GROUP	95846	52-2056201				Group Dental Service of Maryland, Inc.	MD	IA	Group Dental Service, Inc.	Ownership	100.000	CVS Health Corporation	NO	0
0001	CVS HEALTH GROUP	00000	81-4345344				Aetna Network Services LLC	CT	NIA	Aetna Health Holdings, LLC	Ownership	100.000	CVS Health Corporation	NO	0
0001	CVS HEALTH GROUP	95241	42-1244752				Aetna Health of Iowa Inc.	IA	IA	Aetna Health Holdings, LLC	Ownership	100.000	CVS Health Corporation	NO	0
0001	CVS HEALTH GROUP	95925	42-1308659				Coventry Health Care of Nebraska, Inc.	NE	IA	Aetna Health Holdings, LLC	Ownership	100.000	CVS Health Corporation	NO	0
0001	CVS HEALTH GROUP	00000	47-2049117				Aetna Risk Assurance Company of Connecticut Inc.	CT	IA	Aetna Health Holdings, LLC	Ownership	100.000	CVS Health Corporation	NO	0
0001	CVS HEALTH GROUP	95173	74-2381406				Aetna Health Inc.	LA	IA	Aetna Health Holdings, LLC	Ownership	100.000	CVS Health Corporation	NO	0
0001	CVS HEALTH GROUP	11102	23-2366731				HealthAssurance Pennsylvania, Inc.	PA	IA	Aetna Health Holdings, LLC	Ownership	100.000	CVS Health Corporation	NO	0
0001	CVS HEALTH GROUP	00000	47-0854096				Coventry Prescription Management Services, Inc.	NV	NIA	Aetna Health Holdings, LLC	Ownership	100.000	CVS Health Corporation	NO	0
0001	CVS HEALTH GROUP	16148	81-3564875				Aetna Better Health of Nevada Inc.	NV	NIA	Aetna Health Holdings, LLC	Ownership	100.000	CVS Health Corporation	NO	0
0001	CVS HEALTH GROUP	96555	54-1576305				Coventry Health Care of Virginia, Inc.	VA	IA	Aetna Health Holdings, LLC	Ownership	100.000	CVS Health Corporation	NO	0
0001	CVS HEALTH GROUP	00000	01-0646056				Coventry Transplant Network, Inc.	DE	NIA	Aetna Health Holdings, LLC	Ownership	100.000	CVS Health Corporation	NO	0
0001	CVS HEALTH GROUP	96377	43-1372307				Coventry Health Care of Missouri, Inc.	MO	IA	Aetna Health Holdings, LLC	Ownership	100.000	CVS Health Corporation	NO	0
0001	CVS HEALTH GROUP	95318	43-1702094				Aetna Better Health of Missouri LLC	MO	IA	Aetna Health Holdings, LLC	Ownership	100.000	CVS Health Corporation	NO	0
0001	CVS HEALTH GROUP	95408	55-0712129				Coventry Health Care of West Virginia, Inc.	WV	IA	Aetna Health Holdings, LLC	Ownership	100.000	CVS Health Corporation	NO	0
0001	CVS HEALTH GROUP	00000	62-1411933				Coventry HealthCare Management Corporation	DE	NIA	Aetna Health Holdings, LLC	Ownership	100.000	CVS Health Corporation	NO	0
0001	CVS HEALTH GROUP	15827	47-4352768				Aetna HealthAssurance Pennsylvania, Inc.	PA	IA	Aetna Health Holdings, LLC	Ownership	100.000	CVS Health Corporation	NO	0
0001	CVS HEALTH GROUP	95489	48-0840330				Coventry Health Care of Kansas, Inc.	KS	IA	Aetna Health Holdings, LLC	Ownership	100.000	CVS Health Corporation	NO	0
0001	CVS HEALTH GROUP	16072	81-3370401				Aetna Better Health of Kansas Inc.	KS	IA	Aetna Health Holdings, LLC	Ownership	100.000	CVS Health Corporation	NO	0
0001	CVS HEALTH GROUP	12193	20-1052897				Aetna Better Health of Michigan Inc.	MI	IA	Aetna Health Holdings, LLC	Ownership	100.000	CVS Health Corporation	NO	0
0001	CVS HEALTH GROUP	95407	87-0345631				Aetna Health of Utah Inc.	UT	IA	Aetna Health Holdings, LLC	Ownership	100.000	CVS Health Corporation	NO	0
0001	CVS HEALTH GROUP	00000	20-4416606				Aetna Better Health of Tennessee Inc.	TN	NIA	Aetna Health Holdings, LLC	Ownership	100.000	CVS Health Corporation	NO	0
0001	CVS HEALTH GROUP	74160	37-1241037				Coventry Health Care of Illinois, Inc.	IL	IA	Aetna Health Holdings, LLC	Ownership	100.000	CVS Health Corporation	NO	0
0001	CVS HEALTH GROUP	00000	20-8070994				Coventry Health Care National Accounts, Inc.	DE	NIA	Aetna Health Holdings, LLC	Ownership	100.000	CVS Health Corporation	NO	0
0001	CVS HEALTH GROUP	00000	20-5185442				Coventry Health Care National Network, Inc.	DE	NIA	Aetna Health Holdings, LLC	Ownership	100.000	CVS Health Corporation	NO	0
0001	CVS HEALTH GROUP	00000	26-1293772				Coventry Consumer Advantage, Inc.	DE	NIA	Aetna Health Holdings, LLC	Ownership	100.000	CVS Health Corporation	NO	0
0001	CVS HEALTH GROUP	00000	20-1736437				First Health Group Corp.	DE	NIA	Aetna Health Holdings, LLC	Ownership	100.000	CVS Health Corporation	NO	0
0001	CVS HEALTH GROUP	90328	38-2242132				First Health Life & Health Insurance Company	TX	IA	First Health Group Corp.	Ownership	100.000	CVS Health Corporation	NO	0
0001	CVS HEALTH GROUP	00000	91-1832429				First Choice of the Midwest LLC	SD	NIA	First Health Group Corp.	Ownership	100.000	CVS Health Corporation	NO	0
0001	CVS HEALTH GROUP	00000	52-1320522				Claims Administration Corp.	MD	NIA	First Health Group Corp.	Ownership	100.000	CVS Health Corporation	NO	0
0001	CVS HEALTH GROUP	00000	20-1130063				Florida Health Plan Administrators, LLC	FL	NIA	Aetna Health Holdings, LLC	Ownership	100.000	CVS Health Corporation	NO	0
0001	CVS HEALTH GROUP	95114	65-0986441				Aetna Better Health of Florida Inc.	FL	IA	Florida Health Plan Administrators, LLC	Ownership	100.000	CVS Health Corporation	NO	0
0001	CVS HEALTH GROUP	95266	65-0453436				Coventry Health Plan of Florida, Inc.	FL	IA	Florida Health Plan Administrators, LLC	Ownership	100.000	CVS Health Corporation	NO	0
0001	CVS HEALTH GROUP	00000	59-3750548				Carefree Insurance Services, Inc.	FL	NIA	Florida Health Plan Administrators, LLC	Ownership	100.000	CVS Health Corporation	NO	0
0001	CVS HEALTH GROUP	00000	36-4391310				bswift LLC	DE	NIA	Aetna Health Holdings, LLC	Ownership	100.000	CVS Health Corporation	NO	0
0001	CVS HEALTH GROUP	00000					Virtual Home Healthcare L.L.C.	ARE	NIA	Aetna Global Holdings Limited	Ownership	49.000	CVS Health Corporation	NO	12
0001	CVS HEALTH GROUP	00000	26-1582982				MHNet Specialty Services, LLC	MD	NIA	Aetna Health Holdings, LLC	Ownership	100.000	CVS Health Corporation	NO	0
0001	CVS HEALTH GROUP	00000	37-1448790				Mental Health Network of New York IPA, Inc.	NY	NIA	MHNet Specialty Services, LLC	Ownership	100.000	CVS Health Corporation	NO	0
0001	CVS HEALTH GROUP	00000	72-1106596				Mental Health Associates, Inc.	LA	NIA	MHNet Specialty Services, LLC	Ownership	100.000	CVS Health Corporation	NO	0
0001	CVS HEALTH GROUP	00000	20-4276336				MHNet of Florida, Inc.	FL	NIA	MHNet Specialty Services, LLC	Ownership	100.000	CVS Health Corporation	NO	0
0001	CVS HEALTH GROUP	16242	81-5030233				Aetna Better Health of Washington, Inc.	WA	IA	Aetna Health Holdings, LLC	Ownership	100.000	CVS Health Corporation	NO	0
0001	CVS HEALTH GROUP	00000	81-5212760				Banner Health and Aetna Health Insurance Holding Company LLC	DE	NIA	Aetna ACO Holdings, Inc.	Ownership	50.000	CVS Health Corporation	NO	9
0001	CVS HEALTH GROUP	16058	81-5281115				Banner Health and Aetna Health Insurance Company	AZ	IA	Banner Health and Aetna Health Insurance Holding Company LLC	Ownership	100.000	CVS Health Corporation	NO	0
0001	CVS HEALTH GROUP	16059	81-5290023				Banner Health and Aetna Health Plan Inc.	AZ	IA	Banner Health and Aetna Health Insurance Company	Ownership	100.000	CVS Health Corporation	NO	0

SCHEDULE Y

PART 1A - DETAIL OF INSURANCE HOLDING COMPANY SYSTEM

1 Group Code	2 Group Name	3 NAIC Company Code	4 ID Number	5 Federal RSSD	6 CIK	7 Name of Securities Exchange if Publicly Traded (U.S. or International)	8 Names of Parent, Subsidiaries Or Affiliates	9 Domiciliary Location	10 Relationship to Reporting Entity	11 Directly Controlled by (Name of Entity/Person)	12 Type of Control (Ownership, Board, Management, Attorney-in-Fact, Influence, Other)	13 If Control is Ownership Provide Percentage	14 Ultimate Controlling Entity(ies)/Person(s)	15 Is an SCA Filing Required? (Yes/No)	16 *
0001	CVS HEALTH GROUP	00000	81-5112888				Allina Health and Aetna Health Insurance Holding Company LLC	DE	NIA	Aetna ACO Holdings, Inc.	Ownership	50.000	CVS Health Corporation	NO	10
0001	CVS HEALTH GROUP	16194	82-2091197				Allina Health and Aetna Insurance Company	MN	IA	Allina Health and Aetna Health Insurance Holding Company LLC	Ownership	100.000	CVS Health Corporation	NO	0
0001	CVS HEALTH GROUP	00000	87-2843387				Allina Health and Aetna Health Plan Inc.	MN	NIA	Allina Health and Aetna Health Insurance Holding Company LLC	Ownership	100.000	CVS Health Corporation	NO	0
0001	CVS HEALTH GROUP	00000	82-2171057				Sutter Health and Aetna Insurance Holding Company LLC	DE	NIA	Aetna ACO Holdings, Inc.	Ownership	50.000	CVS Health Corporation	NO	11
0001	CVS HEALTH GROUP	00000	82-2560624				Sutter Health and Aetna Administrative Services LLC	DE	NIA	Sutter Health and Aetna Insurance Holding Company LLC	Ownership	100.000	CVS Health Corporation	NO	0
0001	CVS HEALTH GROUP	16979	82-2567822				Sutter Health and Aetna Insurance Company	CA	IA	Sutter Health and Aetna Insurance Holding Company LLC	Ownership	100.000	CVS Health Corporation	NO	0
0001	CVS HEALTH GROUP	00000	82-3031812				Aetna Pharmacy Management Services LLC	DE	NIA	Aetna Health Holdings, LLC	Ownership	100.000	CVS Health Corporation	NO	0
0001	CVS HEALTH GROUP	16558	82-3333789				Aetna Better Health of North Carolina Inc.	NC	IA	Aetna Health Holdings, LLC	Ownership	100.000	CVS Health Corporation	NO	0
0001	CVS HEALTH GROUP	14053	27-2186150				Aetna Better Health of Illinois Inc.	IL	IA	Aetna Health Holdings, LLC	Ownership	100.000	CVS Health Corporation	NO	0
0001	CVS HEALTH GROUP	00000	87-3223066				Aetna Better Health of Indiana Inc.	IN	NIA	Aetna Health Holdings, LLC	Ownership	100.000	CVS Health Corporation	NO	0

Asterisk	Explanation
1	Aetna Life Insurance Company owns substantially all of the non-managing membership interests of Aetna Partners Diversified Fund LLC.
2	Indian Health Organisation Private Limited is 0.019857% owned by Aetna Global Benefits (Asia Pacific) and 99.980143% owned by Aetna Global Benefits (Singapore) PTE. LTD.
3	Aetna ACO Holdings Inc. is owned by Aetna Life Insurance Company (302 shares); Aetna Health Inc. (PA) (198 shares); and Aetna Health Holdings, LLC (1 share).
4	PT. Aetna Global Benefits Indonesia is also 20% owned by Suhatsyah Rivai, Aetna's Nominee.
5	Aetna Global Benefits (Middle East) LLC is also 51% owned by Euro Gulf LLC, Aetna's Nominee.
6	Innovation Health Holdings LLC. Is also 50% owned by Inova Health System Foundation.
7	PHPSNE Parent Corporation is 55% owned by AUSHC Holdings, Inc. The remaining 45% is owned by thirteen different hospitals (non-affiliates) which are shareholders with varying degrees of ownership.
8	Texas Health + Aetna Health Insurance Holding Company LLC is also 50% owned by Texas Health Resources.
9	Banner Health and Aetna Health Insurance Holding Company LLC is also 50% owned by Banner Health.
10	Allina Health and Aetna Insurance Holding Company LLC is also 50% owned by Allina Health System.
11	Sutter Health and Aetna Insurance Holding Company LLC is also 50% owned by Sutter Health Plan Products Organization, LLC.
12	Virtual Home Health Care L.L.C. is also 51% owned by CBD Commercial Brokers LLC, Aetna's Nominee.
13	Coram Clinical Trials, Inc. is 75% owned by CVS Pharmacy, Inc. and 25% owned by Aetna Life Insurance Company.
14	CVS Cabot Holdings Inc is owned 99.72% by Coram Clinical Trials, Inc. and 0.28% owned by Aetna Inc.
15	CVS Shaw Holdings Inc is owned 99.72% by Coram Clinical Trials, Inc. and 0.28% owned by Aetna Inc.
16	Omnicare, LLC is 0.28% owned by Aetna Inc. The Company is also owned by CVS Cabot Holdings Inc. and CVS Shaw Holdings Inc., with 49.86% each ownership.
17	Effective July 1, 2022, Aetna Insurance Company of Connecticut was sold to Continental Casualty Company, a subsidiary of Loews Corporation.

SUPPLEMENTAL EXHIBITS AND SCHEDULES INTERROGATORIES

The following supplemental reports are required to be filed as part of your statement filing. However, in the event that your company does not transact the type of business for which the special report must be filed, your response of NO to the specific interrogatory will be accepted in lieu of filing a "NONE" report and a bar code will be printed below. If the supplement is required of your company but is not being filed for whatever reason enter SEE EXPLANATION and provide an explanation following the interrogatory questions.

	Response
1. Will the Medicare Part D Coverage Supplement be filed with the state of domicile and the NAIC with this statement?	NO
AUGUST FILING	
2. Will the regulator-only (non-public) Communication of Internal Control Related Matters Noted in Audit be filed with the state of domicile and electronically with the NAIC (as a regulator-only non-public document) by August 1? The response for 1st and 3rd quarters should be N/A. A NO response resulting with a bar code is only appropriate in the 2nd quarter.	YES

Explanation:

1. The data for this supplement is not required to be filed.

Bar Code:

1. Medicare Part D Coverage Supplement [Document Identifier 365]

1 4 2 2 9 2 0 2 2 3 6 5 0 0 0 0 2

OVERFLOW PAGE FOR WRITE-INS

NONE

SCHEDULE A - VERIFICATION

Real Estate

NONE

		1 Year to Date	2 Prior Year Ended December 31
1.	Book/adjusted carrying value, December 31 of prior year		
2.	Cost of acquired:		
	2.1 Actual cost at time of acquisition		
	2.2 Additional investment made after acquisition		
3.	Current year change in encumbrances		
4.	Total gain (loss) on disposals		
5.	Deduct amounts received on disposals		
6.	Total foreign exchange change in book/adjusted carrying value		
7.	Deduct current year's other than temporary impairment recognized		
8.	Deduct current year's depreciation		
9.	Book/adjusted carrying value at the end of current period (Lines 1+2+3+4-5+6-7-8)		
10.	Deduct total nonadmitted amounts		
11.	Statement value at end of current period (Line 9 minus Line 10)		

SCHEDULE B - VERIFICATION

Mortgage Loans

		1 Year to Date	2 Prior Year Ended December 31
1.	Book value/recorded investment excluding accrued interest, December 31 of prior year	4,122,014	7,673,379
2.	Cost of acquired:		
	2.1 Actual cost at time of acquisition		
	2.2 Additional investment made after acquisition		
3.	Capitalized deferred interest and other		0
4.	Accrual of discount		0
5.	Unrealized valuation increase (decrease)		0
6.	Total gain (loss) on disposals		
7.	Deduct amounts received on disposals	296,636	3,528,653
8.	Deduct amortization of premium and mortgage interest points and commitment fees	11,305	22,712
9.	Total foreign exchange change in book value/recorded investment excluding accrued interest		0
10.	Deduct current year's other than temporary impairment recognized		0
11.	Book value/recorded investment excluding accrued interest at end of current period (Lines 1+2+3+4+5+6-7-8+9-10)	3,814,073	4,122,014
12.	Total valuation allowance		
13.	Subtotal (Line 11 plus Line 12)	3,814,073	4,122,014
14.	Deduct total nonadmitted amounts		0
15.	Statement value at end of current period (Line 13 minus Line 14)	3,814,073	4,122,014

SCHEDULE BA - VERIFICATION

Other Long-Term Invested Assets

		1 Year to Date	2 Prior Year Ended December 31
1.	Book/adjusted carrying value, December 31 of prior year	21,681,309	17,978,448
2.	Cost of acquired:		
	2.1 Actual cost at time of acquisition		
	2.2 Additional investment made after acquisition		
3.	Capitalized deferred interest and other	1,569,453	3,702,861
4.	Accrual of discount		0
5.	Unrealized valuation increase (decrease)		0
6.	Total gain (loss) on disposals		
7.	Deduct amounts received on disposals		
8.	Deduct amortization of premium and depreciation		0
9.	Total foreign exchange change in book/adjusted carrying value		0
10.	Deduct current year's other than temporary impairment recognized		0
11.	Book/adjusted carrying value at end of current period (Lines 1+2+3+4+5+6-7-8+9-10)	23,250,762	21,681,309
12.	Deduct total nonadmitted amounts		
13.	Statement value at end of current period (Line 11 minus Line 12)	23,250,762	21,681,309

SCHEDULE D - VERIFICATION

Bonds and Stocks

		1 Year to Date	2 Prior Year Ended December 31
1.	Book/adjusted carrying value of bonds and stocks, December 31 of prior year	215,601,239	183,655,286
2.	Cost of bonds and stocks acquired	57,693,292	97,452,416
3.	Accrual of discount	171,545	220,022
4.	Unrealized valuation increase (decrease)	0	
5.	Total gain (loss) on disposals	(1,500,973)	69,053
6.	Deduct consideration for bonds and stocks disposed of	47,876,153	63,929,163
7.	Deduct amortization of premium	847,246	1,896,768
8.	Total foreign exchange change in book/adjusted carrying value	0	
9.	Deduct current year's other than temporary impairment recognized	983,478	240,091
10.	Total investment income recognized as a result of prepayment penalties and/or acceleration fees	(3,333)	270,484
11.	Book/adjusted carrying value at end of current period (Lines 1+2+3+4+5-6-7+8-9+10)	222,254,893	215,601,239
12.	Deduct total nonadmitted amounts	0	
13.	Statement value at end of current period (Line 11 minus Line 12)	222,254,893	215,601,239

SCHEDULE D - PART 1B

Showing the Acquisitions, Dispositions and Non-Trading Activity
During the Current Quarter for all Bonds and Preferred Stock by NAIC Designation

NAIC Designation	1 Book/Adjusted Carrying Value Beginning of Current Quarter	2 Acquisitions During Current Quarter	3 Dispositions During Current Quarter	4 Non-Trading Activity During Current Quarter	5 Book/Adjusted Carrying Value End of First Quarter	6 Book/Adjusted Carrying Value End of Second Quarter	7 Book/Adjusted Carrying Value End of Third Quarter	8 Book/Adjusted Carrying Value December 31 Prior Year
BONDS								
1. NAIC 1 (a)	232,608,852	634,936,863	649,371,908	(1,669,339)	232,608,852	216,504,468	0	192,209,411
2. NAIC 2 (a)	48,417,441	2,231,258	4,366,199	2,023,639	48,417,441	48,306,139	0	44,866,268
3. NAIC 3 (a)	1,027,268	0	0	(1,027,268)	1,027,268	0	0	
4. NAIC 4 (a)	0	0	0	0	0	0	0	
5. NAIC 5 (a)	0	0	0	0	0	0	0	
6. NAIC 6 (a)	0	0	0	0	0	0	0	
7. Total Bonds	282,053,561	637,168,121	653,738,107	(672,968)	282,053,561	264,810,607	0	237,075,679
PREFERRED STOCK								
8. NAIC 1	0	0	0	0	0	0	0	0
9. NAIC 2	0	0	0	0	0	0	0	0
10. NAIC 3	0	0	0	0	0	0	0	0
11. NAIC 4	0	0	0	0	0	0	0	0
12. NAIC 5	0	0	0	0	0	0	0	0
13. NAIC 6	0	0	0	0	0	0	0	0
14. Total Preferred Stock	0	0	0	0	0	0	0	0
15. Total Bonds and Preferred Stock	282,053,561	637,168,121	653,738,107	(672,968)	282,053,561	264,810,607	0	237,075,679

(a) Book/Adjusted Carrying Value column for the end of the current reporting period includes the following amount of short-term and cash equivalent bonds by NAIC designation:

NAIC 1 $ 42,555,714 ; NAIC 2 $ 0 ; NAIC 3 $ 0 NAIC 4 $ 0 ; NAIC 5 $ 0 ; NAIC 6 $ 0

Schedule DA - Part 1 - Short-Term Investments

N O N E

Schedule DA - Verification - Short-Term Investments

N O N E

Schedule DB - Part A - Verification - Options, Caps, Floors, Collars, Swaps and Forwards

N O N E

Schedule DB - Part B - Verification - Futures Contracts

N O N E

Schedule DB - Part C - Section 1 - Replication (Synthetic Asset) Transactions (RSATs) Open

N O N E

Schedule DB-Part C-Section 2-Reconciliation of Replication (Synthetic Asset) Transactions Open

N O N E

Schedule DB - Verification - Book/Adjusted Carrying Value, Fair Value and Potential Exposure of Derivatives

N O N E

SCHEDULE E - PART 2 - VERIFICATION

(Cash Equivalents)

		1 Year To Date	2 Prior Year Ended December 31
1.	Book/adjusted carrying value, December 31 of prior year	21,488,764	44,931,449
2.	Cost of cash equivalents acquired	1,191,125,618	2,340,310,052
3.	Accrual of discount	214,068	47,400
4.	Unrealized valuation increase (decrease)	0	
5.	Total gain (loss) on disposals	(123)	(118)
6.	Deduct consideration received on disposals	1,170,262,596	2,363,800,019
7.	Deduct amortization of premium	0	
8.	Total foreign exchange change in book/adjusted carrying value	0	
9.	Deduct current year's other than temporary impairment recognized	0	
10.	Book/adjusted carrying value at end of current period (Lines 1+2+3+4+5-6-7+8-9)	42,565,731	21,488,764
11.	Deduct total nonadmitted amounts	0	
12.	Statement value at end of current period (Line 10 minus Line 11)	42,565,731	21,488,764

Schedule A - Part 2 - Real Estate Acquired and Additions Made

N O N E

Schedule A - Part 3 - Real Estate Disposed

N O N E

SCHEDULE B - PART 2

Showing All Mortgage Loans ACQUIRED AND ADDITIONS MADE During the Current Quarter

1	Location		4	5	6	7	8	9
	2	3						
Loan Number	City	State	Loan Type	Date Acquired	Rate of Interest	Actual Cost at Time of Acquisition	Additional Investment Made After Acquisition	Value of Land and Buildings
3399999 - Totals								

NONE

SCHEDULE B - PART 3

Showing All Mortgage Loans DISPOSED, Transferred or Repaid During the Current Quarter

1	Location		4	5	6	7	Change in Book Value/Recorded Investment						14	15	16	17	18
	2	3					8	9	10	11	12	13					
Loan Number	City	State	Loan Type	Date Acquired	Disposal Date	Book Value/ Recorded Investment Excluding Accrued Interest Prior Year	Unrealized Valuation Increase (Decrease)	Current Year's (Amortization) /Accretion	Current Year's Other-Than-Temporary Impairment Recognized	Capitalized Deferred Interest and Other	Total Change in Book Value (8+9-10+11)	Total Foreign Exchange Change in Book Value	Book Value/ Recorded Investment Excluding Accrued Interest on Disposal	Consid-eration	Foreign Exchange Gain (Loss) on Disposal	Realized Gain (Loss) on Disposal	Total Gain (Loss) on Disposal
1004545	ELK GROVE VILLAGE	IL		03/26/2020		2,359,500					0			10,508			0
2004284	FORT WORTH	TX		12/18/2017		1,762,514		5,648			5,648			144,001			0
0299999. Mortgages with partial repayments						4,122,014	0	5,648	0	0	5,648	0	0	154,509	0	0	0
0599999 - Totals						4,122,014	0	5,648	0	0	5,648	0	0	154,509	0	0	0

Schedule BA - Part 2 - Other Long-Term Invested Assets Acquired and Additions Made

N O N E

Schedule BA - Part 3 - Other Long-Term Invested Assets Disposed, Transferred or Repaid

N O N E

SCHEDULE D - PART 3

Show All Long-Term Bonds and Stock Acquired During the Current Quarter

1 CUSIP Identification	2 Description	3 Foreign	4 Date Acquired	5 Name of Vendor	6 Number of Shares of Stock	7 Actual Cost	8 Par Value	9 Paid for Accrued Interest and Dividends	10 NAIC Designation, NAIC Designation Modifier and SVO Administrative Symbol
3140XG-ST-7	FED NATL MTGE ASSN POOL NO FN FS1429 3.500% 04/01/52		04/22/2022	Baird (Robert W)		2,428,125	2,500,000	6,319	1.A
3140XG-U3-1	FED NATL MTGE ASSN POOL NO FN FS1501 4.000% 08/01/51		04/20/2022	JPM-CHASE		2,515,625	2,500,000	6,667	1.A
0909999999. Subtotal - Bonds - U.S. Special Revenues						4,943,750	5,000,000	12,986	XXX
06540M-BH-7	BANK SERIES 22-BNK41 CLASS A4 3.916% 04/15/65		04/25/2022	MORGAN STANLEY		2,014,216	2,000,000	870	1.A FE
362585-AC-5	GM FINANCIAL SECURITIZED TERM SERIES 22-2 CLASS A3 3.100% 02/16/27		04/05/2022	Royal Bank and Trust		1,499,687	1,500,000	0	1.A FE
718547-AE-2	PHILLIPS 66 CO SR UNSECURED 3.550% 10/01/26		05/05/2022	Taxable Exchange		1,473,000	1,500,000	5,029	2.A FE
74005P-BT-0	PRAXAIR INC SR UNSECURED 1.100% 08/10/30		04/05/2022	MIZUHO SECURITIES USA		847,640	1,000,000	1,742	1.F FE
92343V-GN-8	VERIZON COMMUNICATIONS SR UNSECURED 2.355% 03/15/32		04/28/2022	Tax Free Exchange		758,258	755,000	2,124	2.A FE
1109999999. Subtotal - Bonds - Industrial and Miscellaneous (Unaffiliated)						6,592,801	6,755,000	9,765	XXX
2509999997. Total - Bonds - Part 3						11,536,551	11,755,000	22,751	XXX
2509999998. Total - Bonds - Part 5						XXX	XXX	XXX	XXX
2509999999. Total - Bonds						11,536,551	11,755,000	22,751	XXX
4509999997. Total - Preferred Stocks - Part 3						0	XXX	0	XXX
4509999998. Total - Preferred Stocks - Part 5						XXX	XXX	XXX	XXX
4509999999. Total - Preferred Stocks						0	XXX	0	XXX
5989999997. Total - Common Stocks - Part 3						0	XXX	0	XXX
5989999998. Total - Common Stocks - Part 5						XXX	XXX	XXX	XXX
5989999999. Total - Common Stocks						0	XXX	0	XXX
5999999999. Total - Preferred and Common Stocks						0	XXX	0	XXX
6009999999 - Totals						11,536,551	XXX	22,751	XXX

SCHEDULE D - PART 4

Show All Long-Term Bonds and Stock Sold, Redeemed or Otherwise Disposed of During the Current Quarter

1	2	3	4	5	6	7	8	9	10	Change In Book/Adjusted Carrying Value					16	17	18	19	20	21	22
										11	12	13	14	15							
CUSIP Ident-ification	Description	For-eign	Disposal Date	Name of Purchaser	Number of Shares of Stock	Consid-eration	Par Value	Actual Cost	Prior Year Book/ Adjusted Carrying Value	Unrealized Valuation Increase/ (Decrease)	Current Year's (Amor-tization)/ Accretion	Current Year's Other Than Temporary Impairment Recog-nized	Total Change in Book/ Adjusted Carrying Value (11 + 12 - 13)	Total Foreign Exchange Change in Book /Adjusted Carrying Value	Book/ Adjusted Carrying Value at Disposal Date	Foreign Exchange Gain (Loss) on Disposal	Realized Gain (Loss) on Disposal	Total Gain (Loss) on Disposal	Bond Interest/ Stock Dividends Received During Year	Stated Con-tractual Maturity Date	NAIC Desig-nation, NAIC Desig-nation Modifier and SVO Admini-strative Symbol
36179T-XT-7	GOVT NATL MTGE ASSN II SF POOL NO G2 MA5137 3.000% 05/20/48		06/01/2022	Paydown		39,290	39,290	37,664	37,802	0	1,488	0	1,488	0	39,290	0	0	0	467	05/20/2048	1.A
0109999999. Subtotal - Bonds - U.S. Governments						39,290	39,290	37,664	37,802	0	1,488	0	1,488	0	39,290	0	0	0	467	XXX	XXX
880541-E2-9	TENNESSEE STATE OF REF-SER A 4.000% 11/01/37		05/18/2022	JEFFRIES		4,029,508	3,930,000	4,928,220	4,885,804	0	(35,161)	0	(35,161)	0	4,850,642	0	(821,135)	(821,135)	86,897	11/01/2037	1.A FE
0509999999. Subtotal - Bonds - U.S. States, Territories and Possessions						4,029,508	3,930,000	4,928,220	4,885,804	0	(35,161)	0	(35,161)	0	4,850,642	0	(821,135)	(821,135)	86,897	XXX	XXX
3128MJ-YG-9	FED HOME LOAN MTGE CORP GOLD POOL NO 3.000% 06/01/46		06/01/2022	Paydown		27,327	27,327	26,405	26,503	0	825	0	825	0	27,327	0	0	0	330	06/01/2046	1.A
3132DM-6B-6	FED NATL MTGE ASSN POOL NO FR SD0866 3.500% 02/01/52		06/01/2022	Paydown		140,545	140,545	147,254	0	0	(6,709)	0	(6,709)	0	140,545	0	0	0	1,447	02/01/2052	1.A
3132DV-4G-7	FNMA POOL FR SD8023 2.500% 11/01/49		06/01/2022	Paydown		34,298	34,298	34,751	34,723	0	(425)	0	(425)	0	34,298	0	0	0	351	11/01/2049	1.A
3138EQ-GL-0	FED NATL MTGE ASSN POOL NO AL7402 3.000% 09/01/30		06/01/2022	Paydown		67,563	67,563	70,023	68,990	0	(1,427)	0	(1,427)	0	67,563	0	0	0	842	09/01/2030	1.A
3140J5-3X-5	FED NATL MTGE ASSN POOL NO BM1713 3.500% 09/01/47		06/01/2022	Paydown		87,246	87,246	86,673	86,711	0	535	0	535	0	87,246	0	0	0	1,129	09/01/2047	1.A
3140MG-LU-3	FED NATL MTGE ASSN POOL NO FN BV3038 2.500% 02/01/52		06/01/2022	Paydown		29,850	29,850	29,799	0	0	51	0	51	0	29,850	0	0	0	196	02/01/2052	1.A
3140QH-N3-5	FED NATL MTGE ASSN POOL NO FN CA9409 2.000% 03/01/41		04/20/2022	JPM-CHASE		1,643,072	1,817,431	1,878,770	1,876,162	0	(934)	0	(934)	0	1,875,228	0	(232,156)	(232,156)	14,539	03/01/2041	1.A
3140QH-N3-5	FED NATL MTGE ASSN POOL NO FN CA9409 2.000% 03/01/41		04/01/2022	Paydown		13,785	13,785	14,250	14,230	0	(445)	0	(445)	0	13,785	0	0	0	92	03/01/2041	1.A
3140QH-P5-8	FED NATL MTGE ASSN POOL NO FN CA9443 2.500% 03/01/36		06/01/2022	Paydown		56,782	56,782	60,144	59,959	0	(3,177)	0	(3,177)	0	56,782	0	0	0	607	03/01/2036	1.A
3140XE-CK-8	FED NATL MTGE ASSN POOL NO FN FM9973 3.000% 08/01/51		06/01/2022	Paydown		63,719	63,719	63,572	0	0	147	0	147	0	63,719	0	0	0	288	08/01/2051	1.A
3140XF-TA-9	FED NATL MTGE ASSN POOL NO FN FS0544 3.000% 01/01/52		06/01/2022	Paydown		143,099	143,099	145,939	0	0	(2,840)	0	(2,840)	0	143,099	0	0	0	1,033	01/01/2052	1.A
3140XG-ST-7	FED NATL MTGE ASSN POOL NO FN FS1429 3.500% 04/01/52		06/01/2022	Paydown		15,622	15,622	15,172	0	0	449	0	449	0	15,622	0	0	0	80	04/01/2052	1.A
3140XG-U3-1	FED NATL MTGE ASSN POOL NO FN FS1501 4.000% 08/01/51		06/01/2022	Paydown		149,586	149,586	150,521	0	0	(935)	0	(935)	0	149,586	0	0	0	689	08/01/2051	1.A
31418B-6G-6	FED NATL MTGE ASSN POOL NO MA2670 3.000% 07/01/46		06/01/2022	Paydown		38,794	38,794	37,321	37,472	0	1,322	0	1,322	0	38,794	0	0	0	475	07/01/2046	1.A
31418E-CA-6	FED NATL MTGE ASSN POOL NO FN MA4564 3.000% 03/01/52		06/01/2022	Paydown		34,876	34,876	35,660	0	0	(785)	0	(785)	0	34,876	0	0	0	259	03/01/2052	1.A
592481-ET-8	MET SAINT LOUIS MO SWR DIST REF SER B 5.000% 05/01/33		05/01/2022	Call 100.0000		1,500,000	1,500,000	1,635,000	1,513,554	0	(13,554)	0	(13,554)	0	1,500,000	0	0	0	37,500	05/01/2033	1.B FE
0909999999. Subtotal - Bonds - U.S. Special Revenues						4,046,164	4,220,523	4,431,254	3,718,304	0	(27,902)	0	(27,902)	0	4,278,320	0	(232,156)	(232,156)	59,857	XXX	XXX
05531F-BG-7	BB&T CORPORATION SR UNSECURED 3.050% 06/20/22		05/20/2022	Call 100.0000		1,000,000	1,000,000	1,025,410	1,003,951	0	(3,951)	0	(3,951)	0	1,000,000	0	0	0	12,708	06/20/2022	1.G FE
23283P-AQ-7	CYRUSONE LP/CYRUSONE FIN SR UNSECURED 2.900% 11/15/24		04/11/2022	Call 100.2837		2,005,675	2,000,000	1,997,180	1,998,260	0	166	0	166	0	1,998,426	0	1,574	1,574	29,197	11/15/2024	2.C FE
380881-ER-9	GOLDEN CREDIT CARD TRUST SERIES 18-4A CLASS A 3.440% 08/15/25		04/04/2022	Royal Bank and Trust		2,024,217	2,000,000	2,161,797	2,099,439	0	(16,136)	0	(16,136)	0	2,083,302	0	(59,084)	(59,084)	21,213	08/15/2025	1.A FE
718549-AD-0	PHILLIPS 66 PARTNERS LP SR UNSECURED 3.550% 10/01/26		05/05/2022	Taxable Exchange		1,473,000	1,500,000	1,641,225	1,618,235	0	(8,720)	0	(8,720)	0	1,609,515	0	(136,515)	(136,515)	31,654	10/01/2026	2.C FE
92343V-GM-0	VERIZON COMMUNICATIONS SR UNSECURED 2.355% 03/15/32		04/28/2022	Tax Free Exchange		758,258	755,000	758,450	758,354	0	(96)	0	(96)	0	758,258	0	0	0	10,767	03/15/2032	2.A FE
92348K-AL-7	VERIZON MASTER TRUST SERIES 22-1 CLASS A 1.040% 01/20/27		05/16/2022	Royal Bank and Trust		1,471,055	1,500,000	1,499,962	0	0	6	0	6	0	1,499,968	0	(28,913)	(28,913)	4,897	01/20/2027	1.A FE
1109999999. Subtotal - Bonds - Industrial and Miscellaneous (Unaffiliated)						8,732,205	8,755,000	9,084,024	7,478,239	0	(28,731)	0	(28,731)	0	8,949,469	0	(222,938)	(222,938)	110,436	XXX	XXX
2509999997. Total - Bonds - Part 4						16,847,167	16,944,813	18,481,162	16,120,149	0	(90,306)	0	(90,306)	0	18,117,721	0	(1,276,229)	(1,276,229)	257,657	XXX	XXX

SCHEDULE D - PART 4

Show All Long-Term Bonds and Stock Sold, Redeemed or Otherwise Disposed of During the Current Quarter

1	2	3	4	5	6	7	8	9	10	Change In Book/Adjusted Carrying Value					16	17	18	19	20	21	22
										11	12	13	14	15							
CUSIP Ident-ification	Description	For-eign	Disposal Date	Name of Purchaser	Number of Shares of Stock	Consid-eration	Par Value	Actual Cost	Prior Year Book/ Adjusted Carrying Value	Unrealized Valuation Increase/ (Decrease)	Current Year's (Amor-tization)/ Accretion	Current Year's Other Than Temporary Impairment Recog-nized	Total Change in Book/ Adjusted Carrying Value (11 + 12 - 13)	Total Foreign Exchange Change in Book /Adjusted Carrying Value	Book/ Adjusted Carrying Value at Disposal Date	Foreign Exchange Gain (Loss) on Disposal	Realized Gain (Loss) on Disposal	Total Gain (Loss) on Disposal	Bond Interest/ Stock Dividends Received During Year	Stated Con-tractual Maturity Date	NAIC Desig-nation, NAIC Desig-nation Modifier and SVO Admini-strative Symbol
2509999998. Total - Bonds - Part 5						XXX	XXX	XXX	XXX	XXX	XXX	XXX	XXX	XXX	XXX	XXX	XXX	XXX	XXX	XXX	XXX
2509999999. Total - Bonds						16,847,167	16,944,813	18,481,162	16,120,149	0	(90,306)	0	(90,306)	0	18,117,721	0	(1,276,229)	(1,276,229)	257,657	XXX	XXX
4509999997. Total - Preferred Stocks - Part 4						0	XXX	0	0	0	0	0	0	0	0	0	0	0	0	XXX	XXX
4509999998. Total - Preferred Stocks - Part 5						XXX	XXX	XXX	XXX	XXX	XXX	XXX	XXX	XXX	XXX	XXX	XXX	XXX	XXX	XXX	XXX
4509999999. Total - Preferred Stocks						0	XXX	0	0	0	0	0	0	0	0	0	0	0	0	XXX	XXX
5989999997. Total - Common Stocks - Part 4						0	XXX	0	0	0	0	0	0	0	0	0	0	0	0	XXX	XXX
5989999998. Total - Common Stocks - Part 5						XXX	XXX	XXX	XXX	XXX	XXX	XXX	XXX	XXX	XXX	XXX	XXX	XXX	XXX	XXX	XXX
5989999999. Total - Common Stocks						0	XXX	0	0	0	0	0	0	0	0	0	0	0	0	XXX	XXX
5999999999. Total - Preferred and Common Stocks						0	XXX	0	0	0	0	0	0	0	0	0	0	0	0	XXX	XXX
6009999999 - Totals						16,847,167	XXX	18,481,162	16,120,149	0	(90,306)	0	(90,306)	0	18,117,721	0	(1,276,229)	(1,276,229)	257,657	XXX	XXX

Schedule DB - Part A - Section 1 - Options, Caps, Floors, Collars, Swaps and Forwards Open

N O N E

Schedule DB - Part B - Section 1 - Futures Contracts Open

N O N E

Schedule DB - Part B - Section 1B - Brokers with whom cash deposits have been made

N O N E

Schedule DB - Part D - Section 1 - Counterparty Exposure for Derivative Instruments Open

N O N E

Schedule DB - Part D-Section 2 - Collateral for Derivative Instruments Open - Pledged By

N O N E

Schedule DB - Part D-Section 2 - Collateral for Derivative Instruments Open - Pledged To

N O N E

Schedule DB - Part E - Derivatives Hedging Variable Annuity Guarantees

N O N E

Schedule DL - Part 1 - Reinvested Collateral Assets Owned

N O N E

Schedule DL - Part 2 - Reinvested Collateral Assets Owned

N O N E

SCHEDULE E - PART 1 - CASH

Month End Depository Balances

1	2	3	4	5	Book Balance at End of Each Month During Current Quarter			9
					6	7	8	
Depository	Code	Rate of Interest	Amount of Interest Received During Current Quarter	Amount of Interest Accrued at Current Statement Date	First Month	Second Month	Third Month	*
Bank of America Dallas, TX					(1,861,211)	912,259	(2,094,427)	XXX
0199998. Deposits in ... depositories that do not exceed the allowable limit in any one depository (See instructions) - Open Depositories	XXX	XXX						XXX
0199999. Totals - Open Depositories	XXX	XXX	0	0	(1,861,211)	912,259	(2,094,427)	XXX
0299998. Deposits in ... depositories that do not exceed the allowable limit in any one depository (See instructions) - Suspended Depositories	XXX	XXX						XXX
0299999. Totals - Suspended Depositories	XXX	XXX	0	0	0	0	0	XXX
0399999. Total Cash on Deposit	XXX	XXX	0	0	(1,861,211)	912,259	(2,094,427)	XXX
0499999. Cash in Company's Office	XXX	XXX	XXX	XXX				XXX
0599999. Total - Cash	XXX	XXX	0	0	(1,861,211)	912,259	(2,094,427)	XXX

SCHEDULE E - PART 2 - CASH EQUIVALENTS

Show Investments Owned End of Current Quarter

1 CUSIP	2 Description	3 Code	4 Date Acquired	5 Rate of Interest	6 Maturity Date	7 Book/Adjusted Carrying Value	8 Amount of Interest Due and Accrued	9 Amount Received During Year
0109999999. Total - U.S. Government Bonds						0	0	0
0309999999. Total - All Other Government Bonds						0	0	0
0509999999. Total - U.S. States, Territories and Possessions Bonds						0	0	0
0709999999. Total - U.S. Political Subdivisions Bonds						0	0	0
0909999999. Total - U.S. Special Revenues Bonds						0	0	0
	AGILENT TECHNOLOGIES INC CP 4(2) 144A		06/28/2022	1.860	07/05/2022	3,999,173	0	620
	AMPHENOL CORP CP 4(2) 144A		06/24/2022	1.950	07/12/2022	2,810,324	0	1,066
	DOVER CORP CP 4(2) 144A		06/28/2022	1.850	07/07/2022	3,894,799	0	600
	EVERGY KANSAS CENTRAL CP 4(2) 144A		06/27/2022	1.850	07/05/2022	5,122,947	0	1,053
	FORTUNE BRANDS HOME & SE CP 4(2) 144A		06/29/2022	2.500	07/11/2022	370,742	0	51
	KENTUCKY UTILITIES CP 4(2) 144A		06/24/2022	2.050	07/18/2022	10,654,670	0	4,247
	OGE ENERGY CORPORATION CP 4(2) 144A		06/24/2022	2.050	07/12/2022	1,378,136	0	549
	OGE ENERGY CORPORATION CP 4(2) 144A		06/24/2022	2.050	07/12/2022	6,795,739	0	2,709
	SHERWIN WILLIAMS CO CP 4(2)144A		06/24/2022	1.950	07/20/2022	3,936,943	0	1,493
	SONY CAPITAL CORP CP 4(2) 144A		06/28/2022	1.900	07/05/2022	3,592,241	0	569
1019999999. Subtotal - Bonds - Industrial and Miscellaneous (Unaffiliated) - Issuer Obligations						42,555,714	0	12,957
1109999999. Total - Industrial and Miscellaneous (Unaffiliated) Bonds						42,555,714	0	12,957
1309999999. Total - Hybrid Securities						0	0	0
1509999999. Total - Parent, Subsidiaries and Affiliates Bonds						0	0	0
1909999999. Subtotal - Unaffiliated Bank Loans						0	0	0
2419999999. Total - Issuer Obligations						42,555,714	0	12,957
2429999999. Total - Residential Mortgage-Backed Securities						0	0	0
2439999999. Total - Commercial Mortgage-Backed Securities						0	0	0
2449999999. Total - Other Loan-Backed and Structured Securities						0	0	0
2459999999. Total - SVO Identified Funds						0	0	0
2469999999. Total - Affiliated Bank Loans						0	0	0
2479999999. Total - Unaffiliated Bank Loans						0	0	0
2509999999. Total Bonds						42,555,714	0	12,957
60934N-50-0	FEDERATED INVESTORS INC TREASURY OBLIGATION FUND		03/01/2022	0.000		0	0	0
60934N-50-0	FEDERATED INVESTORS INC TREASURY OBLIGATION FUND		06/30/2022	0.000		10,017	5	2
8209999999. Subtotal - Exempt Money Market Mutual Funds - as Identified by the SVO						10,017	5	2
8609999999 - Total Cash Equivalents						42,565,731	5	12,959