



HEALTH QUARTERLY STATEMENT
AS OF JUNE 30, 2022
OF THE CONDITION AND AFFAIRS OF THE
UnitedHealthcare Community Plan of Ohio, Inc.

NAIC Group Code 0707 0707 NAIC Company Code 12323 Employer's ID Number 56-2451429
(Current) (Prior)

Organized under the Laws of Ohio, State of Domicile or Port of Entry OH

Country of Domicile United States of America

Licensed as business type: Health Insuring Corporation

Is HMO Federally Qualified? Yes [] No [X]

Incorporated/Organized 03/29/2004 Commenced Business 10/01/2005

Statutory Home Office 5900 Parkwood Place, Dublin, OH, US 43016
(Street and Number) (City or Town, State, Country and Zip Code)

Main Administrative Office 9800 Health Care Lane MN006-W500
(Street and Number)
Minnetonka, MN, US 55343 952-931-4014
(City or Town, State, Country and Zip Code) (Area Code) (Telephone Number)

Mail Address 9800 Health Care Lane MN006-W500, Minnetonka, MN, US 55343
(Street and Number or P.O. Box) (City or Town, State, Country and Zip Code)

Primary Location of Books and Records 9800 Health Care Lane MN006-W500
(Street and Number)
Minnetonka, MN, US 55343 952-931-4014
(City or Town, State, Country and Zip Code) (Area Code) (Telephone Number)

Internet Website Address www.uhccommunityplan.com

Statutory Statement Contact Fara Marie Heumann, 763-361-4187
(Name) (Area Code) (Telephone Number)
fara_heumann@uhc.com 952-931-4651
(E-mail Address) (FAX Number)

OFFICERS

Secretary Nicholas Robert Shjerve # Chief Financial Officer Alba McGinnis
Treasurer Peter Marshall Gill Vice President Nyle Brent Cottington

OTHER

Heather Anastasia Lang, Assistant Secretary

DIRECTORS OR TRUSTEES

Brendan Paul Hostetler Jean Kalbacher

State of _____ State of _____ State of _____
County of _____ County of _____ County of _____

The officers of this reporting entity being duly sworn, each depose and say that they are the described officers of said reporting entity, and that on the reporting period stated above, all of the herein described assets were the absolute property of the said reporting entity, free and clear from any liens or claims thereon, except as herein stated, and that this statement, together with related exhibits, schedules and explanations therein contained, annexed or referred to, is a full and true statement of all the assets and liabilities and of the condition and affairs of the said reporting entity as of the reporting period stated above, and of its income and deductions there from for the period ended, and have been completed in accordance with the NAIC Annual Statement Instructions and Accounting Practices and Procedures manual except to the extent that: (1) state law may differ; or, (2) that state rules or regulations require differences in reporting not related to accounting practices and procedures, according to the best of their information, knowledge and belief, respectively. Furthermore, the scope of this attestation by the described officers also includes the related corresponding electronic filing with the NAIC, when required, that is an exact copy (except for formatting differences due to electronic filing) of the enclosed statement. The electronic filing may be requested by various regulators in lieu of or in addition to the enclosed statement.

<u>Peter Marshall Gill</u> Treasurer	<u>Alba McGinnis</u> Chief Financial Officer	<u>Nyle Brent Cottington</u> Vice President
Subscribed and sworn to before me this _____ day of _____	Subscribed and sworn to before me this _____ day of _____	Subscribed and sworn to before me this _____ day of _____

- a. Is this an original filing?..... Yes [X] No []
- b. If no,
1. State the amendment number.....
 2. Date filed.....
 3. Number of pages attached.....

ASSETS

	Current Statement Date			4 December 31 Prior Year Net Admitted Assets
	1 Assets	2 Nonadmitted Assets	3 Net Admitted Assets (Cols. 1 - 2)	
1. Bonds	594,803,083	0	594,803,083	499,456,919
2. Stocks:				
2.1 Preferred stocks	0	0	0	0
2.2 Common stocks	0	0	0	0
3. Mortgage loans on real estate:				
3.1 First liens	0	0	0	0
3.2 Other than first liens.....	0	0	0	0
4. Real estate:				
4.1 Properties occupied by the company (less \$0 encumbrances)	0	0	0	0
4.2 Properties held for the production of income (less \$0 encumbrances)	0	0	0	0
4.3 Properties held for sale (less \$0 encumbrances)	0	0	0	0
5. Cash (\$3,776,409), cash equivalents (\$75,151,086) and short-term investments (\$38,820,318)	117,747,813	0	117,747,813	194,644,317
6. Contract loans (including \$0 premium notes)	0	0	0	0
7. Derivatives	0	0	0	0
8. Other invested assets	0	0	0	0
9. Receivables for securities	1,986,024	0	1,986,024	0
10. Securities lending reinvested collateral assets	0	0	0	0
11. Aggregate write-ins for invested assets	0	0	0	0
12. Subtotals, cash and invested assets (Lines 1 to 11)	714,536,920	0	714,536,920	694,101,236
13. Title plants less \$0 charged off (for Title insurers only)	0	0	0	0
14. Investment income due and accrued	3,966,175	0	3,966,175	3,320,597
15. Premiums and considerations:				
15.1 Uncollected premiums and agents' balances in the course of collection	15,212,007	0	15,212,007	14,656,448
15.2 Deferred premiums, agents' balances and installments booked but deferred and not yet due (including \$0 earned but unbilled premiums)	0	0	0	0
15.3 Accrued retrospective premiums (\$5,076,036) and contracts subject to redetermination (\$94,283,279)	98,009,217	0	98,009,217	134,741,730
16. Reinsurance:				
16.1 Amounts recoverable from reinsurers	0	0	0	0
16.2 Funds held by or deposited with reinsured companies	0	0	0	0
16.3 Other amounts receivable under reinsurance contracts	0	0	0	0
17. Amounts receivable relating to uninsured plans	10,924,640	5,389	10,919,251	32,722,825
18.1 Current federal and foreign income tax recoverable and interest thereon	4,450,019	0	4,450,019	0
18.2 Net deferred tax asset	3,393,529	0	3,393,529	2,615,518
19. Guaranty funds receivable or on deposit	0	0	0	0
20. Electronic data processing equipment and software	0	0	0	0
21. Furniture and equipment, including health care delivery assets (\$0)	0	0	0	0
22. Net adjustment in assets and liabilities due to foreign exchange rates	0	0	0	0
23. Receivables from parent, subsidiaries and affiliates	32,591,246	0	32,591,246	0
24. Health care (\$8,738,518) and other amounts receivable	21,499,183	12,760,665	8,738,518	16,622,574
25. Aggregate write-ins for other than invested assets	0	0	0	0
26. Total assets excluding Separate Accounts, Segregated Accounts and Protected Cell Accounts (Lines 12 to 25)	904,582,936	12,766,054	891,816,882	898,780,928
27. From Separate Accounts, Segregated Accounts and Protected Cell Accounts	0	0	0	0
28. Total (Lines 26 and 27)	904,582,936	12,766,054	891,816,882	898,780,928
DETAILS OF WRITE-INS				
1101.				
1102.				
1103.				
1198. Summary of remaining write-ins for Line 11 from overflow page	0	0	0	0
1199. Totals (Lines 1101 through 1103 plus 1198)(Line 11 above)	0	0	0	0
2501.				
2502.				
2503.				
2598. Summary of remaining write-ins for Line 25 from overflow page	0	0	0	0
2599. Totals (Lines 2501 through 2503 plus 2598)(Line 25 above)	0	0	0	0

LIABILITIES, CAPITAL AND SURPLUS

	Current Period			Prior Year
	1 Covered	2 Uncovered	3 Total	4 Total
1. Claims unpaid (less \$18,569,048 reinsurance ceded)	224,519,347	0	224,519,347	218,040,689
2. Accrued medical incentive pool and bonus amounts	1,088,618	0	1,088,618	914,337
3. Unpaid claims adjustment expenses	2,229,532	0	2,229,532	2,090,261
4. Aggregate health policy reserves, including the liability of \$0 for medical loss ratio rebate per the Public Health Service Act	113,780,450	0	113,780,450	184,341,538
5. Aggregate life policy reserves	0	0	0	0
6. Property/casualty unearned premium reserve	0	0	0	0
7. Aggregate health claim reserves	4,817,831	0	4,817,831	5,017,060
8. Premiums received in advance	3,175,055	0	3,175,055	0
9. General expenses due or accrued	38,843,926	0	38,843,926	40,634,640
10.1 Current federal and foreign income tax payable and interest thereon (including \$0 on realized gains (losses))	0	0	0	16,004,841
10.2 Net deferred tax liability	0	0	0	0
11. Ceded reinsurance premiums payable	265,950	0	265,950	277,717
12. Amounts withheld or retained for the account of others.....	0	0	0	0
13. Remittances and items not allocated	335,591	0	335,591	322,230
14. Borrowed money (including \$0 current) and interest thereon \$0 (including \$0 current)	0	0	0	0
15. Amounts due to parent, subsidiaries and affiliates	0	0	0	19,716,155
16. Derivatives	0	0	0	0
17. Payable for securities	4,397,729	0	4,397,729	449,006
18. Payable for securities lending	0	0	0	0
19. Funds held under reinsurance treaties (with \$0 authorized reinsurers, \$0 unauthorized reinsurers and \$0 certified reinsurers).....	0	0	0	0
20. Reinsurance in unauthorized and certified (\$0) companies	0	0	0	0
21. Net adjustments in assets and liabilities due to foreign exchange rates	0	0	0	0
22. Liability for amounts held under uninsured plans	26,342,767	0	26,342,767	6,026,092
23. Aggregate write-ins for other liabilities (including \$4,328 current)	4,328	0	4,328	4,328
24. Total liabilities (Lines 1 to 23)	419,801,124	0	419,801,124	493,838,894
25. Aggregate write-ins for special surplus funds	XXX	XXX	0	0
26. Common capital stock	XXX	XXX	1,000	1,000
27. Preferred capital stock	XXX	XXX	0	0
28. Gross paid in and contributed surplus	XXX	XXX	21,227,057	21,227,057
29. Surplus notes	XXX	XXX	0	0
30. Aggregate write-ins for other than special surplus funds	XXX	XXX	0	0
31. Unassigned funds (surplus)	XXX	XXX	450,787,701	383,713,977
32. Less treasury stock, at cost:				
32.10 shares common (value included in Line 26 \$0)	XXX	XXX	0	0
32.20 shares preferred (value included in Line 27 \$0)	XXX	XXX	0	0
33. Total capital and surplus (Lines 25 to 31 minus Line 32)	XXX	XXX	472,015,758	404,942,034
34. Total liabilities, capital and surplus (Lines 24 and 33)	XXX	XXX	891,816,882	898,780,928
DETAILS OF WRITE-INS				
2301. Unclaimed Property	4,328	0	4,328	4,328
2302.				
2303.				
2398. Summary of remaining write-ins for Line 23 from overflow page	0	0	0	0
2399. Totals (Lines 2301 through 2303 plus 2398)(Line 23 above)	4,328	0	4,328	4,328
2501.	XXX	XXX		
2502.	XXX	XXX		
2503.	XXX	XXX		
2598. Summary of remaining write-ins for Line 25 from overflow page	XXX	XXX	0	0
2599. Totals (Lines 2501 through 2503 plus 2598)(Line 25 above)	XXX	XXX	0	0
3001.	XXX	XXX		
3002.	XXX	XXX		
3003.	XXX	XXX		
3098. Summary of remaining write-ins for Line 30 from overflow page	XXX	XXX	0	0
3099. Totals (Lines 3001 through 3003 plus 3098)(Line 30 above)	XXX	XXX	0	0

STATEMENT OF REVENUE AND EXPENSES

	Current Year To Date		Prior Year To Date	Prior Year Ended December 31
	1 Uncovered	2 Total	3 Total	4 Total
1. Member Months	XXX	2,353,126	2,210,452	4,512,265
2. Net premium income (including \$0 non-health premium income).....	XXX	1,601,587,427	1,611,334,977	3,242,916,518
3. Change in unearned premium reserves and reserve for rate credits.....	XXX	71,232,191	(63,829,283)	(33,285,369)
4. Fee-for-service (net of \$0 medical expenses).....	XXX	0	0	0
5. Risk revenue	XXX	0	0	0
6. Aggregate write-ins for other health care related revenues	XXX	0	0	0
7. Aggregate write-ins for other non-health revenues	XXX	0	0	0
8. Total revenues (Lines 2 to 7)	XXX	1,672,819,618	1,547,505,694	3,209,631,149
Hospital and Medical:				
9. Hospital/medical benefits	0	1,070,795,122	1,067,970,578	2,172,952,368
10. Other professional services	0	19,647,844	20,596,971	40,474,513
11. Outside referrals	0	0	0	0
12. Emergency room and out-of-area	0	0	0	0
13. Prescription drugs	0	300,279,899	267,212,217	542,552,786
14. Aggregate write-ins for other hospital and medical	0	0	0	0
15. Incentive pool, withhold adjustments and bonus amounts	0	1,162,939	(562,363)	(243,190)
16. Subtotal (Lines 9 to 15)	0	1,391,885,804	1,355,217,403	2,755,736,476
Less:				
17. Net reinsurance recoveries	0	15,348,021	13,191,860	29,599,053
18. Total hospital and medical (Lines 16 minus 17)	0	1,376,537,783	1,342,025,543	2,726,137,423
19. Non-health claims (net)	0	0	0	0
20. Claims adjustment expenses, including \$43,863,289 cost containment expenses	0	60,669,417	56,887,048	113,805,702
21. General administrative expenses	0	132,145,014	113,816,072	247,881,993
22. Increase in reserves for life and accident and health contracts (including \$0 increase in reserves for life only)	0	0	(12,165,000)	(12,165,000)
23. Total underwriting deductions (Lines 18 through 22).....	0	1,569,352,214	1,500,563,663	3,075,660,118
24. Net underwriting gain or (loss) (Lines 8 minus 23)	XXX	103,467,404	46,942,031	133,971,031
25. Net investment income earned	0	5,786,213	4,584,918	9,470,942
26. Net realized capital gains (losses) less capital gains tax of \$(23,494)	0	(88,384)	50,127	970,401
27. Net investment gains (losses) (Lines 25 plus 26)	0	5,697,829	4,635,045	10,441,343
28. Net gain or (loss) from agents' or premium balances charged off [(amount recovered \$0) (amount charged off \$0)].....	0	0	0	0
29. Aggregate write-ins for other income or expenses	0	0	7,988	18,486
30. Net income or (loss) after capital gains tax and before all other federal income taxes (Lines 24 plus 27 plus 28 plus 29)	XXX	109,165,233	51,585,064	144,430,860
31. Federal and foreign income taxes incurred	XXX	22,990,634	8,216,948	27,394,972
32. Net income (loss) (Lines 30 minus 31)	XXX	86,174,599	43,368,116	117,035,888
DETAILS OF WRITE-INS				
0601.	XXX			
0602.	XXX			
0603.	XXX			
0698. Summary of remaining write-ins for Line 6 from overflow page	XXX	0	0	0
0699. Totals (Lines 0601 through 0603 plus 0698)(Line 6 above)	XXX	0	0	0
0701.	XXX			
0702.	XXX			
0703.	XXX			
0798. Summary of remaining write-ins for Line 7 from overflow page	XXX	0	0	0
0799. Totals (Lines 0701 through 0703 plus 0798)(Line 7 above)	XXX	0	0	0
1401.				
1402.				
1403.				
1498. Summary of remaining write-ins for Line 14 from overflow page	0	0	0	0
1499. Totals (Lines 1401 through 1403 plus 1498)(Line 14 above)	0	0	0	0
2901. Other Income	0	0	0	18,486
2902. Investment Proceeds-Settlement	0	0	7,988	0
2903.				
2998. Summary of remaining write-ins for Line 29 from overflow page	0	0	0	0
2999. Totals (Lines 2901 through 2903 plus 2998)(Line 29 above)	0	0	7,988	18,486

STATEMENT OF REVENUE AND EXPENSES (Continued)

	1 Current Year to Date	2 Prior Year to Date	3 Prior Year Ended December 31
CAPITAL AND SURPLUS ACCOUNT			
33. Capital and surplus prior reporting year.....	404,942,034	386,026,755	386,026,755
34. Net income or (loss) from Line 32	86,174,599	43,368,116	117,035,888
35. Change in valuation basis of aggregate policy and claim reserves	0	0	0
36. Change in net unrealized capital gains (losses) less capital gains tax of \$0	0	0	0
37. Change in net unrealized foreign exchange capital gain or (loss)	0	0	0
38. Change in net deferred income tax	778,011	(3,485,376)	(3,672,074)
39. Change in nonadmitted assets	(2,878,886)	4,691,412	5,551,465
40. Change in unauthorized and certified reinsurance	0	0	0
41. Change in treasury stock	0	0	0
42. Change in surplus notes	0	0	0
43. Cumulative effect of changes in accounting principles.....	0	0	0
44. Capital Changes:			
44.1 Paid in	0	0	0
44.2 Transferred from surplus (Stock Dividend).....	0	0	0
44.3 Transferred to surplus.....	0	0	0
45. Surplus adjustments:			
45.1 Paid in	0	0	0
45.2 Transferred to capital (Stock Dividend)	0	0	0
45.3 Transferred from capital	0	0	0
46. Dividends to stockholders	(17,000,000)	0	(100,000,000)
47. Aggregate write-ins for gains or (losses) in surplus	0	0	0
48. Net change in capital & surplus (Lines 34 to 47)	67,073,724	44,574,152	18,915,279
49. Capital and surplus end of reporting period (Line 33 plus 48)	472,015,758	430,600,907	404,942,034
DETAILS OF WRITE-INS			
4701.			
4702.			
4703.			
4798. Summary of remaining write-ins for Line 47 from overflow page	0	0	0
4799. Totals (Lines 4701 through 4703 plus 4798)(Line 47 above)	0	0	0

CASH FLOW

	1 Current Year To Date	2 Prior Year To Date	3 Prior Year Ended December 31
Cash from Operations			
1. Premiums collected net of reinsurance	1,641,598,772	1,591,434,226	3,277,560,645
2. Net investment income	7,306,236	6,078,622	13,106,117
3. Miscellaneous income	0	0	0
4. Total (Lines 1 to 3)	1,648,905,008	1,597,512,848	3,290,666,761
5. Benefit and loss related payments	1,365,338,345	1,350,543,454	2,719,715,835
6. Net transfers to Separate Accounts, Segregated Accounts and Protected Cell Accounts	0	0	0
7. Commissions, expenses paid and aggregate write-ins for deductions	152,378,500	190,875,833	381,824,683
8. Dividends paid to policyholders	0	0	0
9. Federal and foreign income taxes paid (recovered) net of \$0 tax on capital gains (losses)	43,422,000	(11,392,000)	(1,840,500)
10. Total (Lines 5 through 9)	1,561,138,845	1,530,027,287	3,099,700,018
11. Net cash from operations (Line 4 minus Line 10)	87,766,163	67,485,561	190,966,744
Cash from Investments			
12. Proceeds from investments sold, matured or repaid:			
12.1 Bonds	44,818,648	43,518,388	102,046,562
12.2 Stocks	0	0	0
12.3 Mortgage loans	0	0	0
12.4 Real estate	0	0	0
12.5 Other invested assets	0	0	0
12.6 Net gains or (losses) on cash, cash equivalents and short-term investments	(51,770)	25	(72)
12.7 Miscellaneous proceeds	3,948,723	0	3,995
12.8 Total investment proceeds (Lines 12.1 to 12.7)	48,715,601	43,518,413	102,050,485
13. Cost of investments acquired (long-term only):			
13.1 Bonds	142,347,297	133,498,333	202,457,675
13.2 Stocks	0	0	0
13.3 Mortgage loans	0	0	0
13.4 Real estate	0	0	0
13.5 Other invested assets	0	0	0
13.6 Miscellaneous applications	1,986,024	445,011	0
13.7 Total investments acquired (Lines 13.1 to 13.6)	144,333,321	133,943,344	202,457,675
14. Net increase (or decrease) in contract loans and premium notes	0	0	0
15. Net cash from investments (Line 12.8 minus Line 13.7 and Line 14)	(95,617,720)	(90,424,931)	(100,407,190)
Cash from Financing and Miscellaneous Sources			
16. Cash provided (applied):			
16.1 Surplus notes, capital notes	0	0	0
16.2 Capital and paid in surplus, less treasury stock	0	0	0
16.3 Borrowed funds	0	38,000,618	0
16.4 Net deposits on deposit-type contracts and other insurance liabilities	0	0	0
16.5 Dividends to stockholders	17,000,000	0	100,000,000
16.6 Other cash provided (applied)	(52,044,947)	154,329	738,104
17. Net cash from financing and miscellaneous sources (Line 16.1 through Line 16.4 minus Line 16.5 plus Line 16.6)	(69,044,947)	38,154,947	(99,261,896)
RECONCILIATION OF CASH, CASH EQUIVALENTS AND SHORT-TERM INVESTMENTS			
18. Net change in cash, cash equivalents and short-term investments (Line 11, plus Lines 15 and 17) ..	(76,896,504)	15,215,577	(8,702,342)
19. Cash, cash equivalents and short-term investments:			
19.1 Beginning of year	194,644,317	203,346,660	203,346,660
19.2 End of period (Line 18 plus Line 19.1)	117,747,813	218,562,237	194,644,317

Note: Supplemental disclosures of cash flow information for non-cash transactions:

--	--	--	--

EXHIBIT OF PREMIUMS, ENROLLMENT AND UTILIZATION

	1 Total	Comprehensive (Hospital & Medical)		4 Medicare Supplement	5 Vision Only	6 Dental Only	7 Federal Employees Health Benefit Plan	8 Title XVIII Medicare	9 Title XIX Medicaid	10 Other
		2 Individual	3 Group							
Total Members at end of:										
1. Prior Year	387,472	0	0	0	0	0	0	0	387,472	0
2. First Quarter	393,348	0	0	0	0	0	0	0	393,348	0
3. Second Quarter	391,079	0	0	0	0	0	0	0	391,079	0
4. Third Quarter	0	0	0	0	0	0	0	0	0	0
5. Current Year	0	0	0	0	0	0	0	0	0	0
6. Current Year Member Months	2,353,126	0	0	0	0	0	0	0	2,353,126	0
Total Member Ambulatory Encounters for Period:										
7. Physician	1,818,381	0	0	0	0	0	0	0	1,818,381	0
8. Non-Physician	1,387,998	0	0	0	0	0	0	0	1,387,998	0
9. Total	3,206,379	0	0	0	0	0	0	0	3,206,379	0
10. Hospital Patient Days Incurred	56,537	0	0	0	0	0	0	0	56,537	0
11. Number of Inpatient Admissions	11,133	0	0	0	0	0	0	0	11,133	0
12. Health Premiums Written (a)	1,620,379,944	0	0	0	0	0	0	0	1,620,379,944	0
13. Life Premiums Direct	0	0	0	0	0	0	0	0	0	0
14. Property/Casualty Premiums Written	0	0	0	0	0	0	0	0	0	0
15. Health Premiums Earned	1,691,612,135	0	0	0	0	0	0	0	1,691,612,135	0
16. Property/Casualty Premiums Earned	0	0	0	0	0	0	0	0	0	0
17. Amount Paid for Provision of Health Care Services.....	1,383,554,871	0	0	0	0	0	0	0	1,383,554,871	0
18. Amount Incurred for Provision of Health Care Services	1,391,885,803	0	0	0	0	0	0	0	1,391,885,803	0

(a) For health premiums written: amount of Medicare Title XVIII exempt from state taxes or fees \$ 159,106,839

CLAIMS UNPAID AND INCENTIVE POOL, WITHHOLD AND BONUS (Reported and Unreported)

[illegible]

oo

UNDERWRITING AND INVESTMENT EXHIBIT

ANALYSIS OF CLAIMS UNPAID - PRIOR YEAR - NET OF REINSURANCE

Line of Business	Claims Paid Year to Date		Liability End of Current Quarter		5 Claims Incurred in Prior Years (Columns 1 + 3)	6 Estimated Claim Reserve and Claim Liability December 31 of Prior Year
	1 On Claims Incurred Prior to January 1 of Current Year	2 On Claims Incurred During the Year	3 On Claims Unpaid Dec. 31 of Prior Year	4 On Claims Incurred During the Year		
1. Comprehensive (hospital and medical)	0	0	0	0	0	0
2. Medicare Supplement	0	0	0	0	0	0
3. Dental Only	0	0	0	0	0	0
4. Vision Only	0	0	0	0	0	0
5. Federal Employees Health Benefits Plan	0	0	0	0	0	0
6. Title XVIII - Medicare	0	0	0	0	0	0
7. Title XIX - Medicaid	166,913,775	1,197,435,912	12,452,196	216,884,982	179,365,971	223,057,749
8. Other health	0	0	0	0	0	0
9. Health subtotal (Lines 1 to 8)	166,913,775	1,197,435,912	12,452,196	216,884,982	179,365,971	223,057,749
10. Healthcare receivables (a)	8,526,390	7,661,234	0	1,520,331	8,526,390	22,453,681
11. Other non-health	0	0	0	0	0	0
12. Medical incentive pools and bonus amounts	988,644	14	1,063,858	24,761	2,052,502	914,337
13. Totals (Lines 9-10+11+12)	159,376,029	1,189,774,692	13,516,054	215,389,412	172,892,083	201,518,405

(a) Excludes \$ 3,791,229 loans or advances to providers not yet expensed.

NOTES TO FINANCIAL STATEMENTS

1. SUMMARY OF SIGNIFICANT ACCOUNTING POLICIES AND GOING CONCERN

Organization and Operation

UnitedHealthcare Community Plan of Ohio, Inc. (the “Company”) is a wholly owned subsidiary of Three Rivers Holdings, Inc. (“TRH”) with UnitedHealth Group Incorporated as its ultimate parent. The Company is licensed as a health insuring corporation (“HIC”) in Ohio by the Ohio Department of Insurance (“ODI”). The Company has a contract with the State of Ohio Department of Medicaid (“ODM”) to provide health care services to Medicaid, Expansion, and Aged, Blind and Disabled (“ABD”), including Partners for Kids (“PFK”) eligible beneficiaries in Ohio. The contract is effective through June 30, 2022 and is subject to annual renewal provisions thereafter.

A. Accounting Practices

The statutory basis financial statements (herein referred to as “financial statements”) of the Company are presented on the basis of accounting practices prescribed or permitted by the ODI.

The ODI recognizes only statutory accounting practices prescribed or permitted by the State of Ohio (the “State”) for determining and reporting the financial condition and results of operations of a HIC, for determining its solvency under Ohio Insurance Law. The State prescribes the use of the National Association of Insurance Commissioners’ (“NAIC”) Accounting Practices and Procedures manual (“NAIC SAP”) in effect for the accounting periods covered in the financial statements.

No significant differences exist between the practices prescribed or permitted by the and the NAIC SAP which materially affect the statutory basis net income and capital and surplus, as illustrated in the table below:

	SSAP #	F/S Page #	F/S Line #	June 30, 2022	December 31, 2021
Net Income					
(1) Company state basis (Page 4, Line 32, Columns 2 & 4)	XXX	XXX	XXX	\$ 86,174,599	\$ 117,035,888
(2) State prescribed practices that are an increase/(decrease) from NAIC SAP: Not Applicable				-	-
(3) State permitted practices that are an increase/(decrease) from NAIC SAP: Not Applicable				-	-
(4) NAIC SAP (1 - 2 - 3 = 4)	XXX	XXX	XXX	<u>\$ 86,174,599</u>	<u>\$ 117,035,888</u>
Capital and Surplus					
(5) Company state basis (Page 3, Line 33, Columns 3 & 4)	XXX	XXX	XXX	\$ 472,015,758	\$ 404,942,034
(6) State prescribed practices that are an increase/(decrease) from NAIC SAP: Not Applicable				-	-
(7) State permitted practices that are an increase/(decrease) from NAIC SAP: Not Applicable				-	-
(8) NAIC SAP (5 - 6 - 7 = 8)	XXX	XXX	XXX	<u>\$ 472,015,758</u>	<u>\$ 404,942,034</u>

B. Use of Estimates in the Preparation of the Financial Statements

No significant change.

C. Accounting Policy

- (1) No significant change.
- (2) The Company does not have any mandatory convertible securities or Investment Analysis Office of the NAIC identified funds (i.e.: exchange traded funds or bond mutual funds) in its bond portfolio.
- (3–5) No significant change.
- (6) U.S. government and agency securities and corporate debt securities include loan-backed securities (mortgage-backed securities and asset-backed securities), which are valued using the retrospective adjustment methodology. Prepayment assumptions for the determination of the book/adjusted carrying value, commonly referred to as amortized cost, of loan-backed securities are based on a three-month constant prepayment rate history obtained from external data source vendors. The Company's investment policy limits investments in nonagency residential mortgage-backed securities, including home equity and sub-prime mortgages, to 10% of total cash and invested assets. Total combined investments in mortgage-backed securities and asset-backed securities cannot exceed more than 30% of total cash and invested assets.
- (7–13) No significant change.

D. Going Concern

The Company has the ability and will continue to operate for a period of time sufficient to carry out its commitments, obligations, and business objectives.

2. ACCOUNTING CHANGES AND CORRECTIONS OF ERRORS

No significant change.

3. BUSINESS COMBINATIONS AND GOODWILL

A–E. No significant change.

4. DISCONTINUED OPERATIONS

A. Discontinued Operation Disposed of or Classified as Held for Sale

(1–4) No significant change.

B. Change in Plan of Sale of Discontinued Operations — Not applicable.

C. Nature of any Significant Continuing Involvement with Discontinued Operations after Disposal — Not applicable.

D. Equity Interest Retained in the Discontinued Operation after Disposal — Not applicable.

5. INVESTMENTS

A. Mortgage Loans, including Mezzanine Real Estate Loans — Not applicable.

B. Debt Restructuring — Not applicable.

C. Reverse Mortgages — Not applicable.

D. Loan-Backed Securities

- (1) U.S. government and agency securities and corporate debt securities include loan-backed securities (mortgage-backed securities and asset-backed securities), which are valued using the retrospective adjustment methodology. Prepayment assumptions for the determination of the book/adjusted carrying value, commonly referred to as amortized cost, of loan-backed securities are based on a three-month constant prepayment rate history obtained from external data source vendors.
- (2) The Company did not recognize any other-than-temporary impairments ("OTTIs") on loan-backed securities as of June 30, 2022.
- (3) The Company did not have any loan-backed securities with OTTIs to report by CUSIP as of June 30, 2022.

- (4) The following table illustrates the fair value, gross unrecognized unrealized losses, and length of time that the loan-backed securities have been in a continuous unrecognized unrealized loss position as of June 30, 2022 and December 31, 2021:

	June 30, 2022
The aggregate amount of unrealized losses:	
1. Less than 12 months	\$ 7,849,491
2. 12 months or longer	3,886,406
The aggregate related fair value of securities with unrealized losses:	
1. Less than 12 months	129,889,807
2. 12 months or longer	29,406,306
	December 31, 2021
The aggregate amount of unrealized losses:	
1. Less than 12 months	\$ 1,421,011
2. 12 months or longer	59,611
The aggregate related fair value of securities with unrealized losses:	
1. Less than 12 months	90,958,975
2. 12 months or longer	3,899,746

- (5) The Company believes that it will continue to collect timely the principal and interest due on its loan-backed securities that have an amortized cost in excess of fair value. The unrealized losses were primarily caused by interest rate changes and not by unfavorable changes in the credit quality associated with these securities that impacted the assessment on collectability of principal and interest. At each reporting period, the Company evaluates available-for-sale debt securities for any credit-related impairment when the fair value of the investment is less than its amortized cost. The Company evaluated the expected cash flows, the underlying credit quality and credit ratings of the issuers, noting no significant credit deterioration since purchase. As of June 30, 2022, the unrealized loss on any security that the Company classified as intent to sell was not material to the Company’s investment portfolio. Any other securities in an unrealized loss position as of June 30, 2022, the Company considers to be temporary.

- E. **Dollar Repurchase Agreements and/or Securities Lending Transactions** — Not applicable.
- F. **Repurchase Agreements Transactions Accounted for as Secured Borrowing** — Not applicable.
- G. **Reverse Repurchase Agreements Transactions Accounted for as Secured Borrowing** — Not applicable.
- H. **Repurchase Agreements Transactions Accounted for as a Sale** — Not applicable.
- I. **Reverse Repurchase Agreements Transactions Accounted for as a Sale** — Not applicable.
- J. **Real Estate** — Not applicable.
- K. **Low-Income Housing Tax Credits** — Not applicable.
- L. **Restricted Assets** — No significant change.
- M. **Working Capital Finance Investments** — Not applicable.
- N. **Offsetting and Netting of Assets and Liabilities**

The Company does not have any offsetting or netting of assets and liabilities as it relates to derivatives, repurchase and reverse repurchase agreements, and securities borrowing and securities lending activities.

O. **5GI Securities**

The Company does not have any investments with an NAIC designation of 5GI as of June 30, 2022 and December 31, 2021.

- P. **Short Sales** — Not applicable.

Q. **Prepayment Penalty and Acceleration Fees**

No significant change.

R. Reporting Entity’s Share of Cash Pool by Asset Type — Not applicable.

The Company’s investment in the qualified cash pool is reported in cash equivalents. The Company’s investment in the qualified cash pool is \$381,131 and \$380,154 as of June 30, 2022 and December 31, 2021, respectively. The following table presents the percent share distribution by underlying asset type of the total qualified cash pool balance as of June 30, 2022:

Asset Type	Percent Share
(1) Cash	0%
(2) Cash Equivalents	70%
(3) Short-Term Investments	30%
(4) Total	100%

6. JOINT VENTURES, PARTNERSHIPS, AND LIMITED LIABILITY COMPANIES

A–B. No significant change.

7. INVESTMENT INCOME

A–B. No significant change.

8. DERIVATIVE INSTRUMENTS

A–B. Not applicable.

9. INCOME TAXES

A–I. No significant change.

10. INFORMATION CONCERNING PARENT, SUBSIDIARIES, AND AFFILIATES

A–O. Material Related Party Transactions

As of June 30, 2022, the Company paid a dividend of \$17,000,000 to its parent (see Note 13).

11. DEBT

A–B. The Company had no outstanding debt with third-parties or outstanding Federal Home Loan Bank agreements during 2022 and 2021.

12. RETIREMENT PLANS, DEFERRED COMPENSATION, POSTEMPLOYMENT BENEFITS AND COMPENSATED ABSENCES, AND OTHER POSTRETIREMENT BENEFIT PLANS

A–I. The Company has no defined benefit plans, defined contribution plans, multiemployer plans, consolidated/holding company plans, postemployment benefits, and compensated absences plans and is not impacted by the Medicare Modernization Act on postretirement benefits, since all personnel are employees of United HealthCare Services, Inc. (“UHS”), which provides services to the Company under the terms of a management agreement (the “Agreement”).

13. CAPITAL AND SURPLUS, DIVIDEND RESTRICTIONS, AND QUASI-REORGANIZATIONS

A–C. No significant change.

D. The Company paid ordinary cash dividends of \$17,000,000 and \$100,000,000 on June 6, 2022 and December 22, 2021, respectively, to TRH, which was approved by the ODI and recorded as a reduction to unassigned surplus in the financial statements.

E–M. No significant change.

14. LIABILITIES, CONTINGENCIES AND ASSESSMENTS

A–F. No significant change.

15. LEASES

A–B. No significant change.

16. INFORMATION ABOUT FINANCIAL INSTRUMENTS WITH OFF-BALANCE-SHEET RISK AND FINANCIAL INSTRUMENTS WITH CONCENTRATIONS OF CREDIT RISK

(1–4) No significant change.

17. SALE, TRANSFER, AND SERVICING OF FINANCIAL ASSETS AND EXTINGUISHMENTS OF LIABILITIES

A–C. The Company did not participate in any transfers of receivables, financial assets, or wash sales.

18. GAIN OR LOSS TO THE REPORTING ENTITY FROM UNINSURED PLANS AND THE UNINSURED PORTION OF PARTIALLY INSURED PLANS

A–B. No significant change.

C. Medicare or Other Similarly Structured Cost Based Reimbursement Contract

The Medicare Part D program under MyCare Ohio is a partially insured plan. The Company recorded a receivable of \$10,884,148 and \$28,951,775 at June 30, 2022 and December 31, 2021, respectively, for cost reimbursement under the Medicare Part D program for the catastrophic reinsurance and low income member cost sharing subsidies. The Company also recorded a reimbursable receivable of \$35,475 and \$3,768,667 at June 30, 2022 and December 31, 2021, respectively, for the COVID insurance premium payment assistance. The Company recorded a reimbursable payable of \$3,047,034 and \$0 at June 30, 2022 and December 31, 2021, respectively, for the COVID insurance premium payment assistance. The Company recorded a payable of \$372 and a receivable of \$2,383 at June 30, 2022 and December 31, 2021, respectively, for the Medicare Part D Coverage Gap Discount program. The receivables and payables are recorded in amounts receivable relating to uninsured plans and liability for amounts held under uninsured plans, respectively, in the financial statements.

The Company participates in administering hospital incentive pass through payments received from ODM to pay incentive payments to members of the Ohio Hospital Association. There is no risk to the Company as a result of these transactions. The Company has a hospital incentive payable of \$1,618,160 and \$1,629,699 as of June 30, 2022 and December 31, 2021, respectively, which is included in liability for amounts held for uninsured plans in the financial statements.

The Company participates in the Comprehensive Primary Care (“CPC”) program in which it administers CPC gain sharing payments received from ODM to pay participating providers. To receive a gain sharing payment, a provider would need to achieve a cost of care level lower than historical levels. The program aims to improve population health outcomes by coordinating with care management entities to develop and implement utilization management programs. The Company assumes no risk and did not recognize any premium revenue, medical benefit expenses, or general administrative expenses as of June 30, 2022 and December 31, 2021, respectively. As such, the arrangement is recorded pursuant to Statements of Statutory Accounting Principles (“SSAP”) No. 47, *Uninsured Plans*. The arrangement is recorded as a receivable in the amount of \$1,677 at June 30, 2022 and as a payable in the amount of \$1,365 in liability for amounts held under uninsured plans at December 31, 2021, in the financial statements.

The Company participates in the Care Innovation and Community Improvement Program (“CICIP”) in which it administers CICIP payments received from ODM to pay quality improvement and bonus payments to both public and nonprofit hospital agencies. The Company recorded a CICIP payable of \$3,616,406 and \$3,476,943 as of June 30, 2022 and December 31, 2021, respectively, which is included in liability for amounts held for uninsured plans in the financial statements.

The ODM provides funding to support MCP initiatives for the Enhanced Maternal Program (“EMP”) in which the Company participates. The EMP targets geographic areas with high infant mortality rates and provides guidelines to the MCPs for the purposes of developing strategies and systems that will provide enhanced maternal case management and reduce infant mortality rates. MCPs are responsible for partnering with Maternal & Infant Support Program Coordinating Entities to improve population health, coordinate with care management entities, coordinate activities for justice-involved individuals, develop and implement a Quality Assessment and Performance Improvement program, and participate in external quality review activities. The Company recorded \$950,999 and \$918,085 as of June 30, 2022 and December 31, 2021 as liability for amounts held under uninsured plans on the financial statements.

The American Rescue Plan Act of 2021 (“ARPA”) is a federal COVID-19 recovery program to help cover increased expenditures, replenish lost revenue, and mitigate economic harm from the COVID-19 pandemic. The Company participates in administering hospital passthrough payments received from ODM to provide COVID relief to both public and nonprofit hospital agencies. The Company recorded an ARPA payable of \$17,111,845 and \$0 as of June 30, 2022 and December 31, 2021, respectively, which is included in liability for amounts held for uninsured plans in the financial statements. The ARPA also includes additional behavioral health relief payments for Hospice and Other Licensed Practitioners. As of June 30, 2022, the Company has not received any payments for this portion of the program.

19. DIRECT PREMIUM WRITTEN/PRODUCED BY MANAGING GENERAL AGENTS/THIRD-PARTY ADMINISTRATORS

No significant change.

20. FAIR VALUE MEASUREMENTS

The NAIC SAP defines fair value, establishes a framework for measuring fair value, and outlines the disclosure requirements related to fair value measurements. The fair value hierarchy is as follows:

Level 1 — Quoted (unadjusted) prices for identical assets in active markets.

Level 2 — Other observable inputs, either directly or indirectly, including:

- Quoted prices for similar assets in active markets;
- Quoted prices for identical or similar assets in nonactive markets (few transactions, limited information, noncurrent prices, high variability over time, etc.);
- Inputs other than quoted prices that are observable for the asset (interest rates, yield curves, volatilities, default rates, etc.);
- Inputs that are derived principally from or corroborated by other observable market data.

Level 3 — Unobservable inputs that cannot be corroborated by observable market data.

The estimated fair values of bonds, cash equivalents, and short-term investments are based on quoted market prices, where available. The Company obtains one price for each security primarily from a third-party pricing service ("pricing service"), which generally uses quoted prices or other observable inputs for the determination of fair value. The pricing service normally derives the security prices through recently reported trades for identical or similar securities, making adjustments through the reporting date based upon available observable market information. For securities not actively traded, the pricing service may use quoted market prices of comparable instruments or discounted cash flow analyses, incorporating inputs that are currently observable in the markets for similar securities. Inputs that are often used in the valuation methodologies include, but are not limited to, non-binding broker quotes, benchmark yields, credit spreads, default rates and prepayment speeds. As the Company is responsible for the determination of fair value, it performs quarterly analyses on the prices received from the pricing service to determine whether the prices are reasonable estimates of fair value. Specifically, the Company compares the prices received from the pricing service to a secondary pricing source; prices reported by its custodian, its investment consultant and third-party investment advisors. Additionally, the Company compares changes in the reported market values and returns to relevant market indices to test the reasonableness of the reported prices. The Company's internal price verification procedures and review of fair value methodology documentation provided by independent pricing services have not historically resulted in an adjustment in the prices obtained from the pricing service.

In instances in which the inputs used to measure fair value fall into different levels of the fair value hierarchy, the fair value measurement has been determined based on the lowest-level input that is significant to the fair value measurement in its entirety. The Company's assessment of the significance of a particular item to the fair value measurement in its entirety requires judgment, including the consideration of inputs specific to the asset or liability.

A. Fair Value

(1) Fair Value Measurements at Reporting Date

The following tables present information about the Company’s financial assets that are measured and reported at fair value at June 30, 2022 and December 31, 2021, in the financial statements according to the valuation techniques the Company used to determine their fair values:

Description for Each Class of Asset or Liability	June 30, 2022				Total
	(Level 1)	(Level 2)	(Level 3)	Net Asset Value (NAV)	
a. Assets at fair value:					
Perpetual preferred stock:					
Industrial and misc	\$ -	\$ -	\$ -	\$ -	\$ -
Parent, subsidiaries, and affiliates	-	-	-	-	-
Total perpetual preferred stocks	\$ -	\$ -	\$ -	\$ -	\$ -
Bonds:					
U.S. governments	\$ -	\$ -	\$ -	\$ -	\$ -
Industrial and misc	-	-	-	-	-
Hybrid securities	-	-	-	-	-
Parent, subsidiaries, and affiliates	-	-	-	-	-
Total bonds	\$ -	\$ -	\$ -	\$ -	\$ -
Common stock:					
Industrial and misc	\$ -	\$ -	\$ -	\$ -	\$ -
Parent, subsidiaries, and affiliates	-	-	-	-	-
Total common stock	\$ -	\$ -	\$ -	\$ -	\$ -
Derivative assets:					
Interest rate contracts	\$ -	\$ -	\$ -	\$ -	\$ -
Foreign exchange contracts	-	-	-	-	-
Credit contracts	-	-	-	-	-
Commodity futures contracts	-	-	-	-	-
Commodity forward contracts	-	-	-	-	-
Total derivatives	\$ -	\$ -	\$ -	\$ -	\$ -
Money-market funds	\$ 74,769,955	\$ -	\$ -	\$ -	\$ 74,769,955
Qualified cash pool	381,131	-	-	-	381,131
Other invested assets	-	-	-	-	-
Separate account assets	-	-	-	-	-
Total assets at fair value/NAV	\$ 75,151,086	\$ -	\$ -	\$ -	\$ 75,151,086
b. Liabilities at fair value:					
Derivative liabilities	\$ -	\$ -	\$ -	\$ -	\$ -
Total liabilities at fair value	\$ -	\$ -	\$ -	\$ -	\$ -

STATEMENT AS OF JUNE 30, 2022 OF THE UnitedHealthcare Community Plan of Ohio, Inc.

Description for Each Class of Asset or Liability	December 31, 2021				Total
	(Level 1)	(Level 2)	(Level 3)	Net Asset Value (NAV)	
a. Assets at fair value:					
Perpetual preferred stock:					
Industrial and misc	\$ -	\$ -	\$ -	\$ -	\$ -
Parent, subsidiaries, and affiliates	-	-	-	-	-
Total perpetual preferred stocks	\$ -	\$ -	\$ -	\$ -	\$ -
Bonds:					
U.S. governments	\$ -	\$ -	\$ -	\$ -	\$ -
Industrial and misc	-	-	-	-	-
Hybrid securities	-	-	-	-	-
Parent, subsidiaries, and affiliates	-	-	-	-	-
Total bonds	\$ -	\$ -	\$ -	\$ -	\$ -
Common stock:					
Industrial and misc	\$ -	\$ -	\$ -	\$ -	\$ -
Parent, subsidiaries, and affiliates	-	-	-	-	-
Total common stock	\$ -	\$ -	\$ -	\$ -	\$ -
Derivative assets:					
Interest rate contracts	\$ -	\$ -	\$ -	\$ -	\$ -
Foreign exchange contracts	-	-	-	-	-
Credit contracts	-	-	-	-	-
Commodity futures contracts	-	-	-	-	-
Commodity forward contracts	-	-	-	-	-
Total derivatives	\$ -	\$ -	\$ -	\$ -	\$ -
Money-market funds	\$ 176,519,340	\$ -	\$ -	\$ -	\$ 176,519,340
Qualified cash pool	380,154	-	-	-	380,154
Other invested assets	-	-	-	-	-
Separate account assets	-	-	-	-	-
Total assets at fair value/NAV	\$ 176,899,494	\$ -	\$ -	\$ -	\$ 176,899,494
b. Liabilities at fair value:					
Derivative liabilities	\$ -	\$ -	\$ -	\$ -	\$ -
Total liabilities at fair value	\$ -	\$ -	\$ -	\$ -	\$ -

- (2) The Company does not have any financial assets with a fair value hierarchy of Level 3 that were measured and reported at fair value for the six months ended June 30, 2022 and the year ended December 31, 2021.
- (3) Transfers between fair value hierarchy levels, if any, are recorded as of the beginning of the reporting period in which the transfer occurs. There were no transfers between Levels 1, 2, or 3 of any financial assets or liabilities during the six months ended June 30, 2022 and the year ended December 31, 2021.
- (4) The Company has no investments reported with a fair value hierarchy of Level 2 or Level 3 as of June 30, 2022 and December 31, 2021 and therefore has no valuation technique to disclose.
- (5) The Company has no derivative assets and liabilities to disclose.

B. Fair Value Combination — Not applicable.

C. Aggregate Fair Value Hierarchy

The aggregate fair value by hierarchy of all financial instruments as of June 30, 2022 and December 31, 2021, is presented in the table below:

Type of Financial Instrument	June 30, 2022						
	Aggregate Fair Value	Admitted Assets	(Level 1)	(Level 2)	(Level 3)	Net Asset Value (NAV)	Not Practicable (Carrying Value)
U.S. government and agency securities	\$ 144,666,513	\$ 154,672,349	\$ 52,094,806	\$ 92,571,707	\$ -	\$ -	\$ -
State and agency municipal securities	75,078,902	79,188,342	-	75,078,902	-	-	-
City and county municipal securities	62,592,347	64,785,625	-	62,592,347	-	-	-
Corporate debt securities	312,755,434	334,977,086	-	312,755,434	-	-	-
Cash equivalents	75,151,086	75,151,086	75,151,086	-	-	-	-
Total bonds, short-terms and cash equivalents	\$ 670,244,282	\$ 708,774,488	\$ 127,245,892	\$ 542,998,390	\$ -	\$ -	\$ -

Type of Financial Instrument	December 31, 2021						
	Aggregate Fair Value	Admitted Assets	(Level 1)	(Level 2)	(Level 3)	Net Asset Value (NAV)	Not Practicable (Carrying Value)
U.S. government and agency securities	\$ 93,913,429	\$ 93,870,441	\$ 13,853,056	\$ 80,060,373	\$ -	\$ -	\$ -
State and agency municipal securities	50,455,033	49,660,977	-	50,455,033	-	-	-
City and county municipal securities	53,672,204	52,279,887	-	53,672,204	-	-	-
Corporate debt securities	306,864,723	303,645,614	-	306,864,723	-	-	-
Cash equivalents	193,899,334	193,899,334	193,899,334	-	-	-	-
Total bonds and cash equivalents	\$ 698,804,723	\$ 693,356,253	\$ 207,752,390	\$ 491,052,333	\$ -	\$ -	\$ -

D. Not Practicable to Estimate Fair Value — Not applicable.

E. Investments Measured Using the NAV Practical Expedient — Not applicable.

21. OTHER ITEMS

COVID-19 Trends and Uncertainties

The COVID-19 pandemic continues to evolve and the ultimate overall impact to the Company’s financial statements is uncertain and dependent on the future pacing, intensity and duration of the pandemic, the severity of new variants of the COVID-19 virus, the effectiveness and extent of administration of vaccination and treatments and general economic uncertainty.

A–I. No significant change.

22. EVENTS SUBSEQUENT

Subsequent events have been evaluated through August 15, 2022, which is the date these financial statements were available for issuance.

TYPE I — Recognized Subsequent Events

Any material Type I events subsequent to June 30, 2022, have been recognized in the financial statements and corresponding disclosures.

TYPE II — Non-Recognized Subsequent Events

There are no material non-recognized Type II events that require disclosure.

23. REINSURANCE

A–E. No significant change.

24. RETROSPECTIVELY RATED CONTRACTS AND CONTRACTS SUBJECT TO REDETERMINATION

A–B. No significant change.

C. The Company has Medicare Part D risk-corridor amounts from Centers for Medicare and Medicaid Services (“CMS”) under the MyCare Ohio contract which are subject to a retrospectively rated feature. The Company has estimated accrued retrospective premiums related to certain Part D premiums based on guidelines determined by CMS. The formula is tiered and based on the bid medical loss ratio (“MLR”). The amount of Medicare Part D direct premiums written subject to the retrospectively rated feature was \$4,896,857 and \$10,948,071, representing 0.3% and 0.3% of total direct premiums written as of June 30, 2022 and December 31, 2021, respectively.

The Company has risk-adjustment amounts from CMS which are subject to a redetermination feature related to Medicare premiums. The Company has estimated premium adjustments for changes to each member’s health scores based on guidelines determined by CMS. The total amount of Medicare direct premiums written for which a portion is subject to the redetermination feature was \$159,106,839 and \$296,488,326 representing, 9.8% and 9.0% of total direct premiums written as of June 30, 2022 and December 31, 2021, respectively.

The Medicaid contract with the State of Ohio includes an ABD program which is subject to retrospective rating features. The Company estimates accrued retrospective premium adjustments for its ABD program based on the contract with the ODM. The total amount of direct premiums written from the Medicaid contract for which a portion is subject to the retrospectively rated feature was \$221,498,899 and \$426,791,834, representing 13.7% and 13.0% of total direct premiums written as of June 30, 2022 and December 31, 2021, respectively.

The Medicaid and MyCare Ohio contracts include a provision for which a stated percentage of total direct premiums written can be eligible for a performance guarantee payment, based on various quality measures. The total amount of direct premiums written from the Medicaid and MyCare Ohio contracts for which a portion is subject to the redetermination feature was \$1,468,169,634 and \$3,175,986,510, representing 90.6% and 96.8% of total direct premiums written, as of June 30, 2022 and December 31, 2021, respectively.

CMS has released the final Medicaid Managed Care Rule which is subject to each State’s administration elections. This rule is the first major update to the Medicaid Managed Care regulations in more than a decade, which includes a MLR requirement. Pursuant to the regulations, premiums associated with the Company’s Medicaid line of business is subject to retrospectively rated features based on the actual MLR experienced on this product. The calculation is pursuant to the Medicaid Managed Care guidance. The total amount of direct premiums written for the Medicaid line of business for which a portion is subject to the retrospectively rated and redetermination features was \$1,214,908,564 and \$2,444,183,112, representing 75.0% and 74.5% of total direct premiums written as of June 30, 2022 and December 31, 2021, respectively.

Effective January 1, 2020, the ODM implemented a risk corridor arrangement within the current year Medicaid Managed Care contract as a risk mitigation in recognition of claims cost uncertainty attributable to the COVID-19 pandemic. Under this approach, the risk corridor is a 2-sided risk mitigation strategy calculated based on the difference between the medical loss ratio assumed in the Medicaid Managed Care contract capitation rates and actual medical loss ratio results. The total amount of direct premiums written for the Medicaid line of business for which a portion is subject to the retrospectively rated features was \$1,214,908,564 and \$2,444,183,112, representing 75.0% and 74.5% of total direct premiums written as of June 30, 2022 and December 31, 2021, respectively.

The MyCare Ohio contract with the state of Ohio includes medical loss ratio rebates. The rebate period is over the contract period. The Company estimates accrued retrospective premium adjustments for its MyCare Ohio business based on the medical loss ratio experienced on the MyCare Ohio line of business. The formula is based on net income before taxes. The total amount of direct premiums written from the MyCare Ohio contract for which a portion is subject to the retrospectively rated features was \$405,471,380 and \$835,742,366, representing 25.0% and 25.5% of total direct premiums written as of June 30, 2022 and December 31, 2021, respectively.

The Company is subject to a Hepatitis C Risk Pool arrangement with the ODM where the amount of the pool is determined by the projected Hepatitis C costs incorporated into the current year rates, and the funds are redistributed among the plans based on relative actual Hepatitis C costs. The total Medicaid direct premiums written subject to this retrospective rating feature were \$1,463,119,000 and \$2,980,733,982 representing 90.3% and 90.9% of total direct premiums written as of June 30, 2022 and December 31, 2021, respectively.

- D. Pursuant to the Medicaid Managed Care Rule, based on the State’s election the Company is required to maintain specific minimum loss ratios on the Medicaid line of business. The Company has no amounts accrued for Medicaid minimum loss ratio rebates as of June 30, 2022 and December 31, 2021, respectively.

Pursuant to the Medicaid Managed Care Rule, based on the State’s election and state contractual minimum loss ratio requirements, the Company is required to maintain specific minimum loss ratios on its MyCare Ohio population. The Company’s actual medical loss ratios for the MyCare Ohio were in excess of the minimum requirements and as a result, no minimum loss ratio liability was required as of June 30, 2022 and December 31, 2021, respectively.

E. Risk-Sharing Provisions of the Affordable Care Act

(1-5) The Company did not write accident and health premiums in 2022 and 2021 subject to the risk-sharing provisions of the Affordable Care Act.

25. CHANGE IN INCURRED CLAIMS AND CLAIMS ADJUSTMENT EXPENSES

- A. Changes in estimates related to the prior year incurred claims are included in total hospital and medical expenses in the current year in the financial statements. The following tables disclose paid claims, incurred claims, and the balance in claims unpaid, accrued medical incentive pool and bonus amounts, aggregate health claim reserves, health care and other amounts receivable (excluding provider loans and advances not yet expensed) and reinsurance recoverables at June 30, 2022 and December 31, 2021:

	June 30, 2022		
	Current Year Incurred Claims	Prior Years Incurred Claims	Total
Beginning of year claim reserve	\$ -	\$ (223,972,086)	\$ (223,972,086)
Paid claims—net of health care receivables* and reinsurance recoveries collected	1,197,435,925	167,902,420	1,365,338,345
End of year claim reserve	<u>216,909,742</u>	<u>13,516,054</u>	<u>230,425,796</u>
Incurred claims excluding the change in health care receivables as presented below	1,414,345,667	(42,553,612)	1,371,792,055
Beginning of year health care receivables*	-	22,453,682	22,453,682
End of year health care receivables*	<u>(9,181,564)</u>	<u>(8,526,390)</u>	<u>(17,707,954)</u>
Total incurred claims	<u>\$ 1,405,164,103</u>	<u>\$ (28,626,320)</u>	<u>\$ 1,376,537,783</u>

*Health care receivables excludes provider loans and advances not yet expensed of \$3,791,229 and \$4,040,321 for 2022 and 2021, respectively.

STATEMENT AS OF JUNE 30, 2022 OF THE UnitedHealthcare Community Plan of Ohio, Inc.

	December 31, 2021		
	Current Year Incurred Claims	Prior Years Incurred Claims	Total
Beginning of year claim reserve	\$ -	\$ (220,302,691)	\$ (220,302,691)
Paid claims—net of health care receivables* and reinsurance recoveries collected	2,568,838,426	150,877,409	2,719,715,835
End of year claim reserve	<u>213,231,791</u>	<u>10,740,295</u>	<u>223,972,086</u>
Incurred claims excluding the change in health care recoverables as presented below	2,782,070,217	(58,684,987)	2,723,385,230
Beginning of year health care receivables*	-	25,205,875	25,205,875
End of year health care receivables*	<u>(19,601,346)</u>	<u>(2,852,336)</u>	<u>(22,453,682)</u>
Total incurred claims	<u>\$ 2,762,468,871</u>	<u>\$ (36,331,448)</u>	<u>\$ 2,726,137,423</u>

*Health care receivables excludes provider loans and advances not yet expensed of \$4,040,321 and \$6,897,139 for 2021 and 2020, respectively.

The liability for claims unpaid, accrued medical incentive pool and bonus amounts, and aggregate health claim reserves, net of health care and other amounts receivable (excluding provider loans and advances not yet expensed) and reinsurance recoverables as of December 31, 2021, was \$201,518,405. As of June 30, 2022, \$167,902,420 has been paid for incurred claims attributable to insured events of prior years. Reserves remaining for prior years, net health care and other amounts receivable (excluding provider loans and advances not yet expensed) are now \$4,989,663, as a result of re-estimation of unpaid claims. Therefore, there has been \$28,626,321 favorable prior year development since December 31, 2021, to June 30, 2022. The primary drivers consist of favorable capitation of \$10,247,064, favorable development as a result of a change in the provision for adverse deviations in experience of \$8,400,488 and favorable development of \$7,641,260 in retroactivity for inpatient, outpatient, physician, and pharmacy claims. At December 31, 2021, the Company recorded \$36,331,448 of favorable development primarily driven by favorable development of \$26,440,969 in retroactivity for inpatient, outpatient, physician, and pharmacy claims and favorable development as a result of a change in the provision for adverse deviations in experience of \$8,792,595. Original estimates are increased or decreased, as additional information becomes known regarding individual claims. As a result of the prior year effects, on a regular basis, the Company adjusts revenue and the corresponding liability and/or receivable related to retrospectively rated policies and the impact of the change is included as a component of change in reserve for rate credits in the financial statement.

The Company incurred claims adjustment expenses ("CAE") of \$60,669,417 and \$113,805,702 for the six months ended June 30, 2022 and the year ended December 31, 2021, respectively. These costs are included in the management service fees paid by the Company to UHS as a part of the Agreement. The following table discloses paid CAE, incurred CAE, and the balance in unpaid CAE reserve for the six months ended June 30, 2022 and the year ended December 31, 2021:

	June 30, 2022	December 31, 2021
Total claims adjustment expenses	\$ 60,669,417	\$ 113,805,702
Less: current year unpaid claims adjustment expenses	(2,229,532)	(2,090,261)
Add: prior year unpaid claims adjustment expenses	<u>2,090,261</u>	<u>2,389,891</u>
Total claims adjustment expenses paid	<u>\$ 60,530,146</u>	<u>\$ 114,105,332</u>

B. The Company did not make any significant changes in methodologies and assumptions used in the calculation of the liability for claims unpaid and unpaid CAE in 2022.

26. INTERCOMPANY POOLING ARRANGEMENTS

A–G. No significant change.

27. STRUCTURED SETTLEMENTS

A–B. No significant change.

28. HEALTH CARE AND OTHER AMOUNTS RECEIVABLE

A. Pharmacy rebates receivable are recorded when reasonably estimated or billed by the affiliated pharmaceutical benefit manager in accordance with pharmaceutical rebate contract provisions. Information used to support rebates billed to the manufacturer is based on utilization information gathered by the pharmaceutical benefit manager and adjusted for significant changes in pharmaceutical contract provisions.

The Company evaluates admissibility of all pharmacy rebates receivable based on the administration of each underlying pharmaceutical benefit management agreement. The Company has nonadmitted and excluded all pharmacy rebates receivable that do not meet the admissibility criteria of SSAP No. 84, *Health Care and Government Insured Plan Receivables* (“SSAP No. 84”) from the financial statements.

For each pharmaceutical management agreement for which a portion of the total pharmacy rebates receivable can be admitted based on the admissibility criteria of SSAP No. 84, the pharmacy rebate transaction history is summarized as follows:

Quarter	Estimated Pharmacy Rebates as Reported on Financial Statements	Pharmacy Rebates as Billed or Otherwise Confirmed	Actual Rebates Received within 90 Days of Billing	Actual Rebates Received within 91 to 180 Days of Billing	Actual Rebates Received More than 180 Days After Billing
6/30/2022	\$ 6,171,452	\$ 1,792,706	\$ -	\$ -	\$ -
3/31/2022	6,364,040	6,122,927	3,549,064	-	-
12/31/2021	7,436,127	7,403,198	5,845,614	520,549	-
9/30/2021	7,411,676	7,449,275	6,188,321	51,245	66,540
6/30/2021	7,612,696	7,166,039	5,985,625	189,677	(17,258)
3/31/2021	7,591,078	7,164,701	5,677,002	545,936	252,930
12/31/2020	8,288,646	8,082,293	6,220,347	1,677,892	155,574
9/30/2020	8,102,875	8,018,087	6,629,092	1,220,590	154,209
6/30/2020	8,100,759	7,881,894	6,457,126	1,303,123	94,265
3/31/2020	7,119,295	7,429,828	2,757,363	4,559,310	122,079
12/31/2019	11,946,381	11,876,773	7,725,170	2,970,959	1,039,150
9/30/2019	12,618,168	12,546,688	7,907,249	3,156,037	1,319,096

Of the amount reported as health care and other amounts receivable, \$8,574,318 and \$10,725,628 relates to pharmacy rebates receivable as of June 30, 2022 and December 31, 2021, respectively.

B. The Company does not have any risk-sharing receivables.

The Company also admitted \$149,200 and \$186,530 of provider receivables resulting from claim overpayments, \$15,000 and \$0 for other receivables and \$0 and \$5,710,416 for receivables from the ODM PFK program as of June 30, 2022 and December 31, 2021, respectively, which are included in health care and other receivables in the financial statements.

29. PARTICIPATING POLICIES — Not applicable.

30. PREMIUM DEFICIENCY RESERVES (“PDR”)

The Company has not recorded any PDR as of June 30, 2022 and December 31, 2021. The analysis of PDR was completed as of June 30, 2022 and December 31, 2021. The Company did consider anticipated investment income when calculating the PDR.

The following table summarizes the Company’s PDR as of June 30, 2022 and December 31, 2021:

June 30, 2022	
1. Liability carried for premium deficiency reserves	\$ -
2. Date of the most recent evaluation of this liability	06/30/2022
3. Was anticipated investment income utilized in this calculation?	Yes <input checked="" type="checkbox"/> No <input type="checkbox"/>
December 31, 2021	
1. Liability carried for premium deficiency reserves	\$ -
2. Date of the most recent evaluation of this liability	12/31/2021
3. Was anticipated investment income utilized in this calculation?	Yes <input checked="" type="checkbox"/> No <input type="checkbox"/>

PDR is included in aggregate health policy reserves in the financial statements.

31. ANTICIPATED SALVAGE AND SUBROGATION

No significant change.

GENERAL INTERROGATORIES

PART 1 - COMMON INTERROGATORIES

GENERAL

1.1

Did the reporting entity experience any material transactions requiring the filing of Disclosure of Material Transactions with the State of Domicile, as required by the Model Act?

Yes ☐ No ☒

1.2

If yes, has the report been filed with the domiciliary state?

Yes ☐ No ☐

2.1

Has any change been made during the year of this statement in the charter, by-laws, articles of incorporation, or deed of settlement of the reporting entity?

Yes ☐ No ☒

2.2

If yes, date of change:

3.1

Is the reporting entity a member of an Insurance Holding Company System consisting of two or more affiliated persons, one or more of which is an insurer?
If yes, complete Schedule Y, Parts 1 and 1A.

Yes ☒ No ☐

3.2

Have there been any substantial changes in the organizational chart since the prior quarter end?

Yes ☒ No ☐

3.3

If the response to 3.2 is yes, provide a brief description of those changes.
April 20, 2022 – Collaborative Care Holdings, LLC acquired a grouping of companies which includes two insurance entities, Kelsey Care Administrators LLC and KS Plan Administrators, LLC.

June 15, 2022 – LifePrint Health, Inc. changed its name to Optum Health Networks, Inc.

3.4

Is the reporting entity publicly traded or a member of a publicly traded group?

Yes ☒ No ☐

3.5

If the response to 3.4 is yes, provide the CIK (Central Index Key) code issued by the SEC for the entity/group.

0000731766

4.1

Has the reporting entity been a party to a merger or consolidation during the period covered by this statement?

Yes ☐ No ☒

4.2

If yes, provide the name of the entity, NAIC Company Code, and state of domicile (use two letter state abbreviation) for any entity that has ceased to exist as a result of the merger or consolidation.

1 Name of Entity	2 NAIC Company Code	3 State of Domicile

5.

If the reporting entity is subject to a management agreement, including third-party administrator(s), managing general agent(s), attorney-in-fact, or similar agreement, have there been any significant changes regarding the terms of the agreement or principals involved?
If yes, attach an explanation.

Yes ☐ No ☒ N/A ☐

6.1

State as of what date the latest financial examination of the reporting entity was made or is being made.

12/31/2018

6.2

State the as of date that the latest financial examination report became available from either the state of domicile or the reporting entity. This date should be the date of the examined balance sheet and not the date the report was completed or released.

12/31/2018

6.3

State as of what date the latest financial examination report became available to other states or the public from either the state of domicile or the reporting entity. This is the release date or completion date of the examination report and not the date of the examination (balance sheet date).

06/01/2020

6.4

By what department or departments?
Ohio Department of Insurance

6.5

Have all financial statement adjustments within the latest financial examination report been accounted for in a subsequent financial statement filed with Departments?

Yes ☐ No ☐ N/A ☒

6.6

Have all of the recommendations within the latest financial examination report been complied with?

Yes ☐ No ☐ N/A ☒

7.1

Has this reporting entity had any Certificates of Authority, licenses or registrations (including corporate registration, if applicable) suspended or revoked by any governmental entity during the reporting period?

Yes ☐ No ☒

7.2

If yes, give full information:

8.1

Is the company a subsidiary of a bank holding company regulated by the Federal Reserve Board?

Yes ☐ No ☒

8.2

If response to 8.1 is yes, please identify the name of the bank holding company.

8.3

Is the company affiliated with one or more banks, thrifts or securities firms?

Yes ☒ No ☐

8.4

If response to 8.3 is yes, please provide below the names and location (city and state of the main office) of any affiliates regulated by a federal regulatory services agency [i.e. the Federal Reserve Board (FRB), the Office of the Comptroller of the Currency (OCC), the Federal Deposit Insurance Corporation (FDIC) and the Securities Exchange Commission (SEC)] and identify the affiliate's primary federal regulator.

1 Affiliate Name	2 Location (City, State)	3 FRB	4 OCC	5 FDIC	6 SEC
Optum Bank, Inc.	Salt Lake City, UT	NO	NO	YES	NO

GENERAL INTERROGATORIES

- 9.1

Are the senior officers (principal executive officer, principal financial officer, principal accounting officer or controller, or persons performing similar functions) of the reporting entity subject to a code of ethics, which includes the following standards?
(a) Honest and ethical conduct, including the ethical handling of actual or apparent conflicts of interest between personal and professional relationships;
(b) Full, fair, accurate, timely and understandable disclosure in the periodic reports required to be filed by the reporting entity;
(c) Compliance with applicable governmental laws, rules and regulations;
(d) The prompt internal reporting of violations to an appropriate person or persons identified in the code; and
(e) Accountability for adherence to the code.

Yes [X] No []
- 9.11

If the response to 9.1 is No, please explain:
- 9.2

Has the code of ethics for senior managers been amended?

Yes [] No [X]
- 9.21

If the response to 9.2 is Yes, provide information related to amendment(s).
- 9.3

Have any provisions of the code of ethics been waived for any of the specified officers?

Yes [] No [X]
- 9.31

If the response to 9.3 is Yes, provide the nature of any waiver(s).

FINANCIAL

- 10.1

Does the reporting entity report any amounts due from parent, subsidiaries or affiliates on Page 2 of this statement?

Yes [X] No []
- 10.2

If yes, indicate any amounts receivable from parent included in the Page 2 amount:

\$0

INVESTMENT

- 11.1

Were any of the stocks, bonds, or other assets of the reporting entity loaned, placed under option agreement, or otherwise made available for use by another person? (Exclude securities under securities lending agreements.)

Yes [] No [X]
- 11.2

If yes, give full and complete information relating thereto:
12.

Amount of real estate and mortgages held in other invested assets in Schedule BA:

\$0
13.

Amount of real estate and mortgages held in short-term investments:

\$0
- 14.1

Does the reporting entity have any investments in parent, subsidiaries and affiliates?

Yes [] No [X]
- 14.2

If yes, please complete the following:

	1	2
	Prior Year-End Book/Adjusted Carrying Value	Current Quarter Book/Adjusted Carrying Value
14.21 Bonds	\$0	\$0
14.22 Preferred Stock	\$0	\$0
14.23 Common Stock	\$0	\$0
14.24 Short-Term Investments	\$0	\$0
14.25 Mortgage Loans on Real Estate	\$0	\$0
14.26 All Other	\$0	\$0
14.27 Total Investment in Parent, Subsidiaries and Affiliates (Subtotal Lines 14.21 to 14.26)	\$0	\$0
14.28 Total Investment in Parent included in Lines 14.21 to 14.26 above	\$0	\$0
- 15.1

Has the reporting entity entered into any hedging transactions reported on Schedule DB?

Yes [] No [X]
- 15.2

If yes, has a comprehensive description of the hedging program been made available to the domiciliary state?
If no, attach a description with this statement.

Yes [] No [] N/A []
16.

For the reporting entity's security lending program, state the amount of the following as of the current statement date:

16.1

Total fair value of reinvested collateral assets reported on Schedule DL, Parts 1 and 2.

\$0

16.2

Total book adjusted/carrying value of reinvested collateral assets reported on Schedule DL, Parts 1 and 2

\$0

16.3

Total payable for securities lending reported on the liability page.

\$0

GENERAL INTERROGATORIES

17. Excluding items in Schedule E - Part 3 - Special Deposits, real estate, mortgage loans and investments held physically in the reporting entity's offices, vaults or safety deposit boxes, were all stocks, bonds and other securities, owned throughout the current year held pursuant to a custodial agreement with a qualified bank or trust company in accordance with Section 1, III - General Examination Considerations, F. Outsourcing of Critical Functions, Custodial or Safekeeping Agreements of the NAIC Financial Condition Examiners Handbook?

Yes [X] No []
- 17.1 For all agreements that comply with the requirements of the NAIC Financial Condition Examiners Handbook, complete the following:

1 Name of Custodian(s)	2 Custodian Address
Bank of New York Mellon	Global Liquidity Services, 1 Wall St, 14th Floor, New York NY 10286 .
Northern Trust	50 S. LaSalle, Chicago, IL 60675

- 17.2 For all agreements that do not comply with the requirements of the NAIC Financial Condition Examiners Handbook, provide the name, location and a complete explanation:

1 Name(s)	2 Location(s)	3 Complete Explanation(s)

- 17.3 Have there been any changes, including name changes, in the custodian(s) identified in 17.1 during the current quarter?

Yes [] No [X]
- 17.4 If yes, give full information relating thereto:

1 Old Custodian	2 New Custodian	3 Date of Change	4 Reason

- 17.5 Investment management – Identify all investment advisors, investment managers, broker/dealers, including individuals that have the authority to make investment decisions on behalf of the reporting entity. For assets that are managed internally by employees of the reporting entity, note as such. ["...that have access to the investment accounts"; "...handle securities"]

1 Name of Firm or Individual	2 Affiliation
Internally Managed	I.....
BlackRock Financial Management, Inc	U.....
BNY Mellon Asset Management North America	U.....

- 17.5097 For those firms/individuals listed in the table for Question 17.5, do any firms/individuals unaffiliated with the reporting entity (i.e. designated with a "U") manage more than 10% of the reporting entity's invested assets?

Yes [X] No []
- 17.5098 For firms/individuals unaffiliated with the reporting entity (i.e. designated with a "U") listed in the table for Question 17.5, does the total assets under management aggregate to more than 50% of the reporting entity's invested assets?

Yes [] No [X]

- 17.6 For those firms or individuals listed in the table for 17.5 with an affiliation code of "A" (affiliated) or "U" (unaffiliated), provide the information for the table below.

1	2	3	4	5
Central Registration Depository Number	Name of Firm or Individual	Legal Entity Identifier (LEI)	Registered With	Investment Management Agreement (IMA) Filed
107105	BlackRock Financial Management, Inc	549300LVXY1VJKE13M84	SEC	NO.....
105764	BNY Mellon Asset Management North America	ME7YUCK4NF1W8VM8SP25	SEC	NO.....

- 18.1 Have all the filing requirements of the Purposes and Procedures Manual of the NAIC Investment Analysis Office been followed?

Yes [X] No []
- 18.2 If no, list exceptions:

19. By self-designating 5GI securities, the reporting entity is certifying the following elements for each self-designated 5GI security:

a. Documentation necessary to permit a full credit analysis of the security does not exist or an NAIC CRP credit rating for an FE or PL security is not available.

b. Issuer or obligor is current on all contracted interest and principal payments.

c. The insurer has an actual expectation of ultimate payment of all contracted interest and principal.

Has the reporting entity self-designated 5GI securities?

Yes [] No [X]
20. By self-designating PLGI securities, the reporting entity is certifying the following elements of each self-designated PLGI security:

a. The security was purchased prior to January 1, 2018.

b. The reporting entity is holding capital commensurate with the NAIC Designation reported for the security.

c. The NAIC Designation was derived from the credit rating assigned by an NAIC CRP in its legal capacity as a NRSRO which is shown on a current private letter rating held by the insurer and available for examination by state insurance regulators.

d. The reporting entity is not permitted to share this credit rating of the PL security with the SVO.

Has the reporting entity self-designated PLGI securities?

Yes [] No [X]
21. By assigning FE to a Schedule BA non-registered private fund, the reporting entity is certifying the following elements of each self-designated FE fund:

a. The shares were purchased prior to January 1, 2019.

b. The reporting entity is holding capital commensurate with the NAIC Designation reported for the security.

c. The security had a public credit rating(s) with annual surveillance assigned by an NAIC CRP in its legal capacity as an NRSRO prior to January 1, 2019.

d. The fund only or predominantly holds bonds in its portfolio.

e. The current reported NAIC Designation was derived from the public credit rating(s) with annual surveillance assigned by an NAIC CRP in its legal capacity as an NRSRO.

f. The public credit rating(s) with annual surveillance assigned by an NAIC CRP has not lapsed.

Has the reporting entity assigned FE to Schedule BA non-registered private funds that complied with the above criteria?

Yes [] No [X]
- 11.2

GENERAL INTERROGATORIES

PART 2 - HEALTH

1. Operating Percentages:
- 1.1 A&H loss percent

84.9 %
- 1.2 A&H cost containment percent

2.6 %
- 1.3 A&H expense percent excluding cost containment expenses

8.9 %
- 2.1 Do you act as a custodian for health savings accounts?

Yes [] No [X]
- 2.2 If yes, please provide the amount of custodial funds held as of the reporting date

\$0
- 2.3 Do you act as an administrator for health savings accounts?

Yes [] No [X]
- 2.4 If yes, please provide the balance of the funds administered as of the reporting date

\$0
3. Is the reporting entity licensed or chartered, registered, qualified, eligible or writing business in at least two states?

Yes [] No [X]
- 3.1 If no, does the reporting entity assume reinsurance business that covers risks residing in at least one state other than the state of domicile of the reporting entity?

Yes [] No [X]

SCHEDULE S - CEDED REINSURANCE

Showing All New Reinsurance Treaties - Current Year to Date

1	2	3	4	5	6	7	8	9	10
NAIC Company Code	ID Number	Effective Date	Name of Reinsurer	Domiciliary Jurisdiction	Type of Reinsurance Ceded	Type of Business Ceded	Type of Reinsurer	Certified Reinsurer Rating (1 through 6)	Effective Date of Certified Reinsurer Rating
NONE									

SCHEDULE T - PREMIUMS AND OTHER CONSIDERATIONS

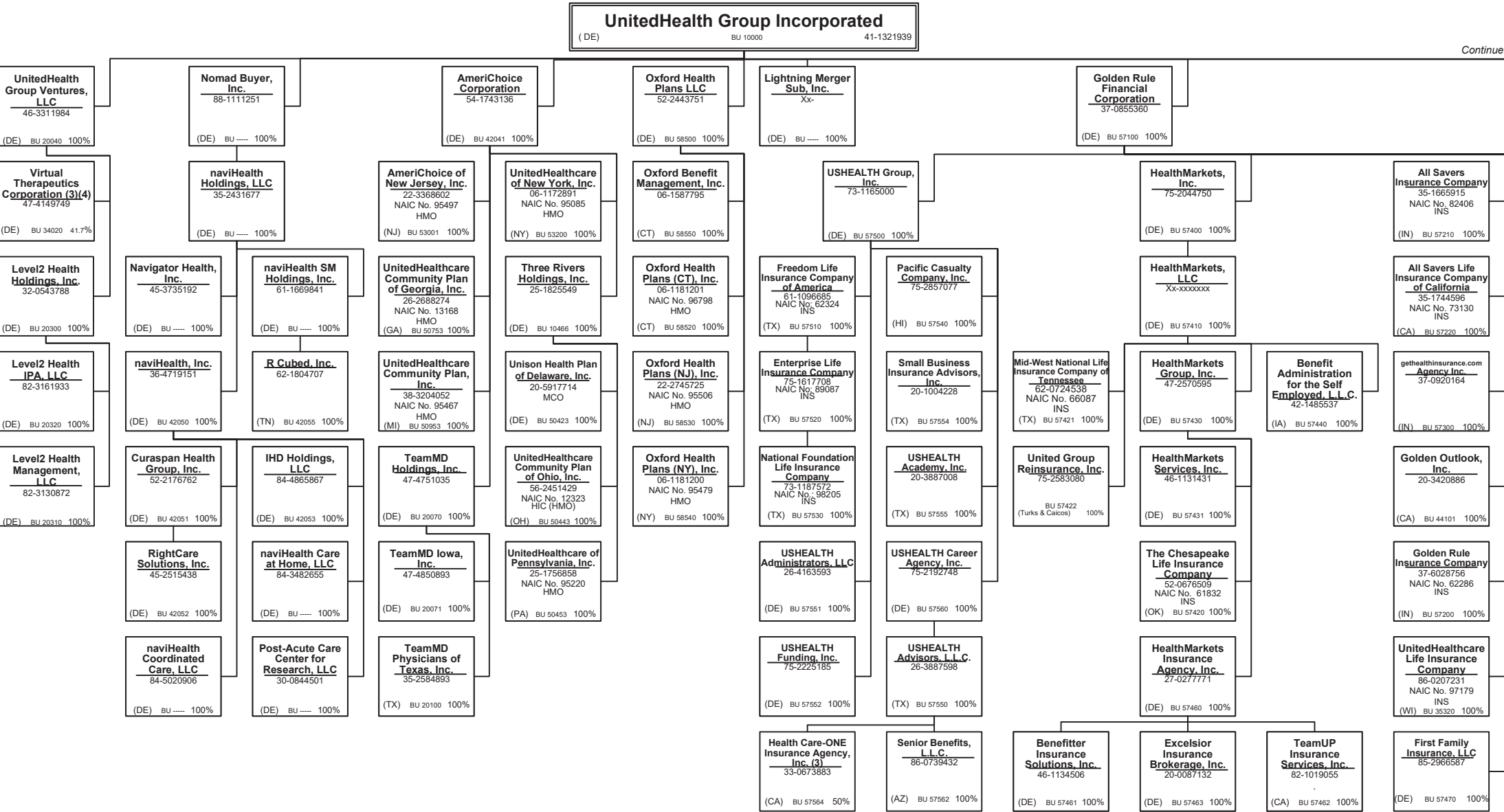
Current Year to Date - Allocated by States and Territories

		1	Direct Business Only								
States, etc.		Active Status (a)	2 Accident and Health Premiums	3 Medicare Title XVIII	4 Medicaid Title XIX	5 CHIP Title XXI	6 Federal Employees Health Benefits Program Premiums	7 Life and Annuity Premiums & Other Considerations	8 Property/Casualty Premiums	9 Total Columns 2 Through 8	10 Deposit-Type Contracts
1.	Alabama	AL	N	.0	.0	.0	.0	.0	.0	.0	.0
2.	Alaska	AK	N	.0	.0	.0	.0	.0	.0	.0	.0
3.	Arizona	AZ	N	.0	.0	.0	.0	.0	.0	.0	.0
4.	Arkansas	AR	N	.0	.0	.0	.0	.0	.0	.0	.0
5.	California	CA	N	.0	.0	.0	.0	.0	.0	.0	.0
6.	Colorado	CO	N	.0	.0	.0	.0	.0	.0	.0	.0
7.	Connecticut	CT	N	.0	.0	.0	.0	.0	.0	.0	.0
8.	Delaware	DE	N	.0	.0	.0	.0	.0	.0	.0	.0
9.	District of Columbia	DC	N	.0	.0	.0	.0	.0	.0	.0	.0
10.	Florida	FL	N	.0	.0	.0	.0	.0	.0	.0	.0
11.	Georgia	GA	N	.0	.0	.0	.0	.0	.0	.0	.0
12.	Hawaii	HI	N	.0	.0	.0	.0	.0	.0	.0	.0
13.	Idaho	ID	N	.0	.0	.0	.0	.0	.0	.0	.0
14.	Illinois	IL	N	.0	.0	.0	.0	.0	.0	.0	.0
15.	Indiana	IN	N	.0	.0	.0	.0	.0	.0	.0	.0
16.	Iowa	IA	N	.0	.0	.0	.0	.0	.0	.0	.0
17.	Kansas	KS	N	.0	.0	.0	.0	.0	.0	.0	.0
18.	Kentucky	KY	N	.0	.0	.0	.0	.0	.0	.0	.0
19.	Louisiana	LA	N	.0	.0	.0	.0	.0	.0	.0	.0
20.	Maine	ME	N	.0	.0	.0	.0	.0	.0	.0	.0
21.	Maryland	MD	N	.0	.0	.0	.0	.0	.0	.0	.0
22.	Massachusetts	MA	N	.0	.0	.0	.0	.0	.0	.0	.0
23.	Michigan	MI	N	.0	.0	.0	.0	.0	.0	.0	.0
24.	Minnesota	MN	N	.0	.0	.0	.0	.0	.0	.0	.0
25.	Mississippi	MS	N	.0	.0	.0	.0	.0	.0	.0	.0
26.	Missouri	MO	N	.0	.0	.0	.0	.0	.0	.0	.0
27.	Montana	MT	N	.0	.0	.0	.0	.0	.0	.0	.0
28.	Nebraska	NE	N	.0	.0	.0	.0	.0	.0	.0	.0
29.	Nevada	NV	N	.0	.0	.0	.0	.0	.0	.0	.0
30.	New Hampshire	NH	N	.0	.0	.0	.0	.0	.0	.0	.0
31.	New Jersey	NJ	N	.0	.0	.0	.0	.0	.0	.0	.0
32.	New Mexico	NM	N	.0	.0	.0	.0	.0	.0	.0	.0
33.	New York	NY	N	.0	.0	.0	.0	.0	.0	.0	.0
34.	North Carolina	NC	N	.0	.0	.0	.0	.0	.0	.0	.0
35.	North Dakota	ND	N	.0	.0	.0	.0	.0	.0	.0	.0
36.	Ohio	OH	L	.0	159,106,839	1,461,273,105	.0	.0	.0	1,620,379,944	191,511,698
37.	Oklahoma	OK	N	.0	.0	.0	.0	.0	.0	.0	.0
38.	Oregon	OR	N	.0	.0	.0	.0	.0	.0	.0	.0
39.	Pennsylvania	PA	N	.0	.0	.0	.0	.0	.0	.0	.0
40.	Rhode Island	RI	N	.0	.0	.0	.0	.0	.0	.0	.0
41.	South Carolina	SC	N	.0	.0	.0	.0	.0	.0	.0	.0
42.	South Dakota	SD	N	.0	.0	.0	.0	.0	.0	.0	.0
43.	Tennessee	TN	N	.0	.0	.0	.0	.0	.0	.0	.0
44.	Texas	TX	N	.0	.0	.0	.0	.0	.0	.0	.0
45.	Utah	UT	N	.0	.0	.0	.0	.0	.0	.0	.0
46.	Vermont	VT	N	.0	.0	.0	.0	.0	.0	.0	.0
47.	Virginia	VA	N	.0	.0	.0	.0	.0	.0	.0	.0
48.	Washington	WA	N	.0	.0	.0	.0	.0	.0	.0	.0
49.	West Virginia	WV	N	.0	.0	.0	.0	.0	.0	.0	.0
50.	Wisconsin	WI	N	.0	.0	.0	.0	.0	.0	.0	.0
51.	Wyoming	WY	N	.0	.0	.0	.0	.0	.0	.0	.0
52.	American Samoa	AS	N	.0	.0	.0	.0	.0	.0	.0	.0
53.	Guam	GU	N	.0	.0	.0	.0	.0	.0	.0	.0
54.	Puerto Rico	PR	N	.0	.0	.0	.0	.0	.0	.0	.0
55.	U.S. Virgin Islands	VI	N	.0	.0	.0	.0	.0	.0	.0	.0
56.	Northern Mariana Islands	MP	N	.0	.0	.0	.0	.0	.0	.0	.0
57.	Canada	CAN	N	.0	.0	.0	.0	.0	.0	.0	.0
58.	Aggregate Other Aliens	OT	XXX	.0	.0	.0	.0	.0	.0	.0	.0
59.	Subtotal	XXX	.0	159,106,839	1,461,273,105	.0	.0	.0	.0	1,620,379,944	191,511,698
60.	Reporting Entity Contributions for Employee Benefit Plans	XXX	.0	.0	.0	.0	.0	.0	.0	.0	.0
61.	Totals (Direct Business)	XXX	0	159,106,839	1,461,273,105	0	0	0	0	1,620,379,944	191,511,698
DETAILS OF WRITE-INS											
58001.		XXX									
58002.		XXX									
58003.		XXX									
58998.	Summary of remaining write-ins for Line 58 from overflow page	XXX	.0	.0	.0	.0	.0	.0	.0	.0	.0
58999.	Totals (Lines 58001 through 58003 plus 58998)(Line 58 above)	XXX	0	0	0	0	0	0	0	0	0

(a) Active Status Counts:
L - Licensed or Chartered - Licensed Insurance carrier or domiciled RRG.....1
E - Eligible - Reporting entities eligible or approved to write surplus lines in the state.....0
N - None of the above - Not allowed to write business in the state.....56
R - Registered - Non-domiciled RRGs.....0
Q - Qualified - Qualified or accredited reinsurer.....0

Premiums allocated by state based upon Geographic Market.

SCHEDULE Y – INFORMATION CONCERNING ACTIVITIES OF INSURER MEMBERS OF A HOLDING COMPANY GROUP
PART 1 – ORGANIZATIONAL CHART



Continued on Next Page

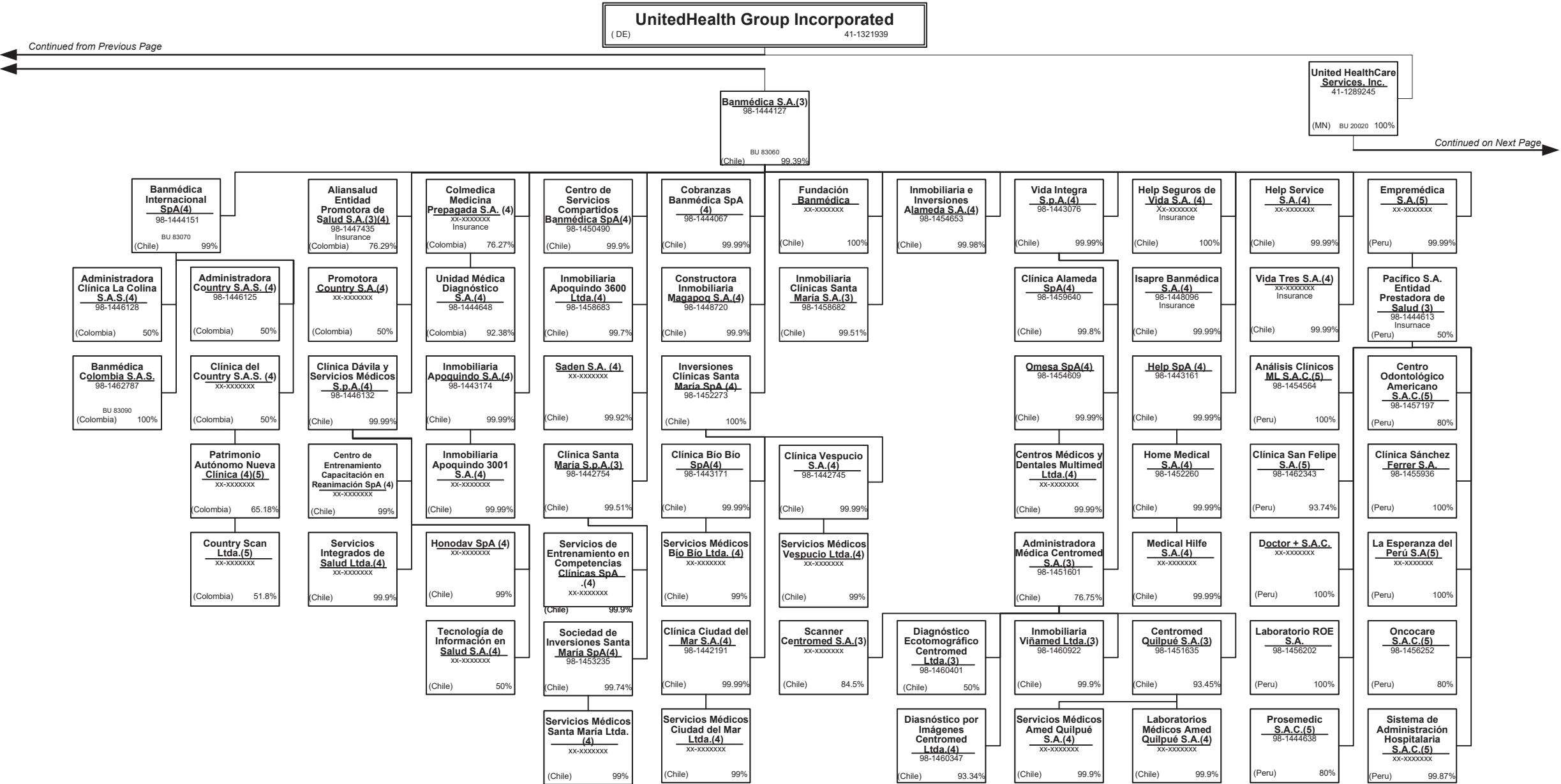
Continued from Previous Page Continued on Next Page



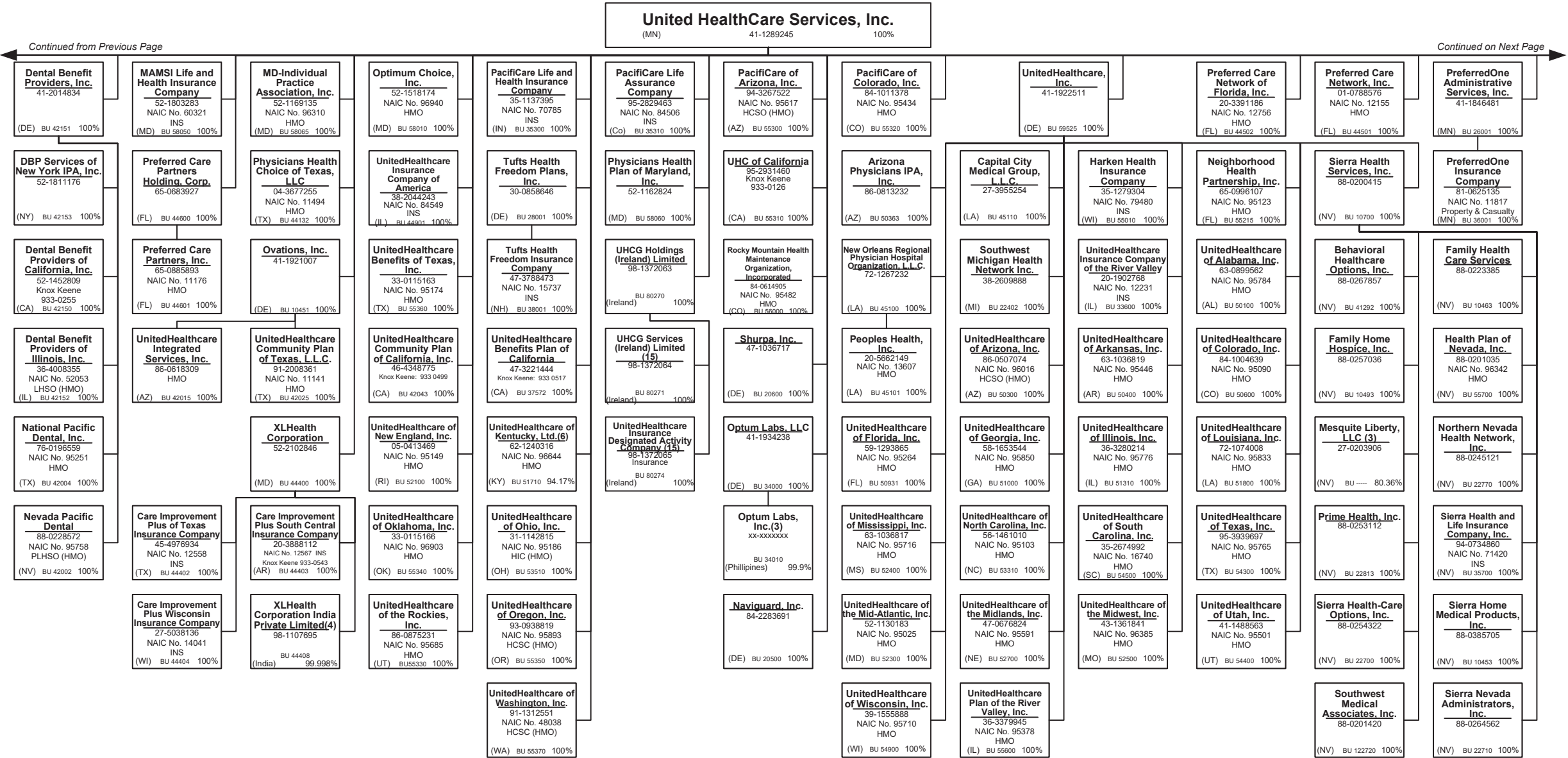
Continued from Previous Page Continued on Next Page



SCHEDULE Y – INFORMATION CONCERNING ACTIVITIES OF INSURER MEMBERS OF A HOLDING COMPANY GROUP
PART 1 – ORGANIZATIONAL CHART

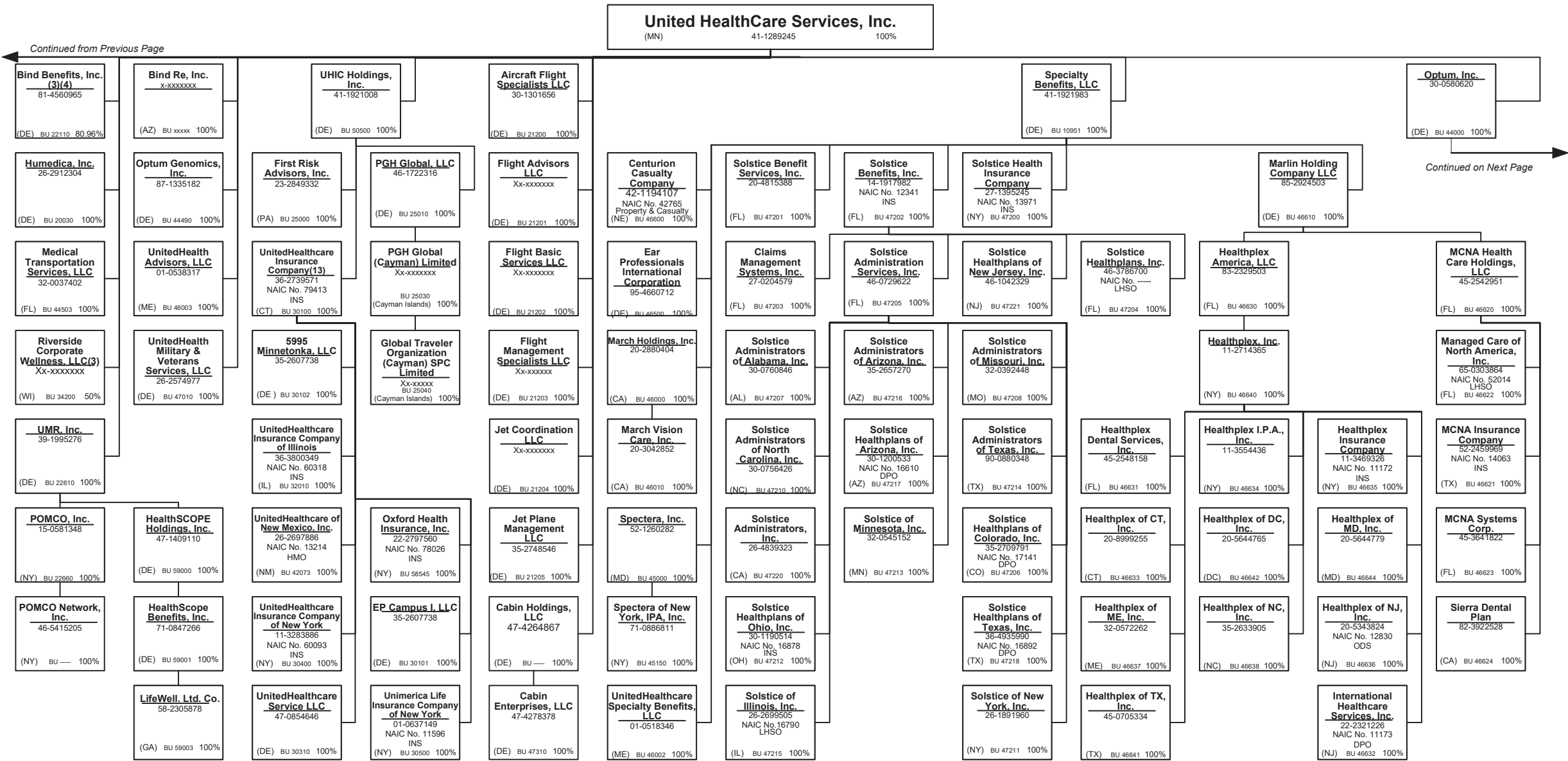


SCHEDULE Y – INFORMATION CONCERNING ACTIVITIES OF INSURER MEMBERS OF A HOLDING COMPANY GROUP
PART 1 – ORGANIZATIONAL CHART

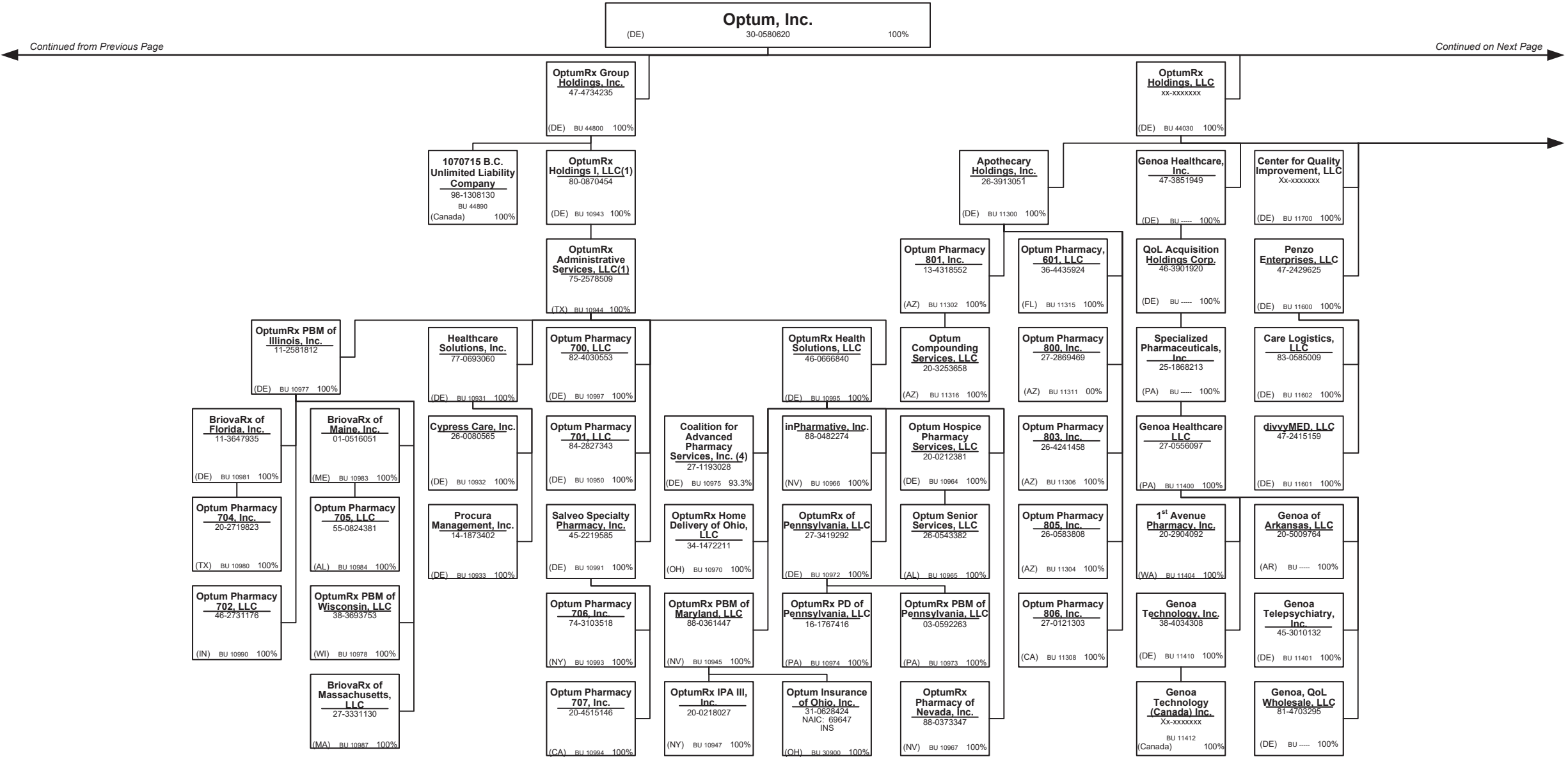


SCHEDULE Y – INFORMATION CONCERNING ACTIVITIES OF INSURER MEMBERS OF A HOLDING COMPANY GROUP
PART 1 – ORGANIZATIONAL CHART

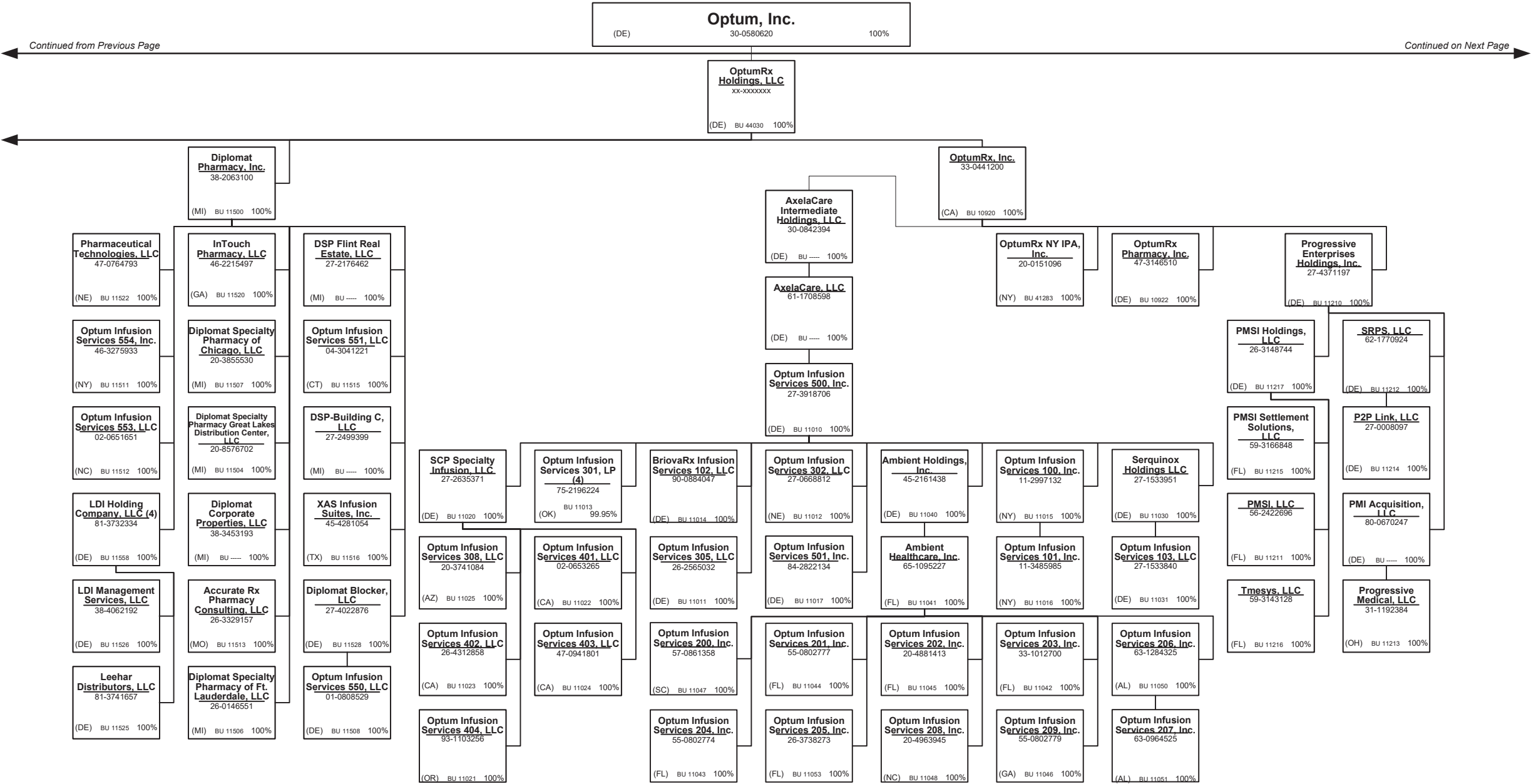
15.5



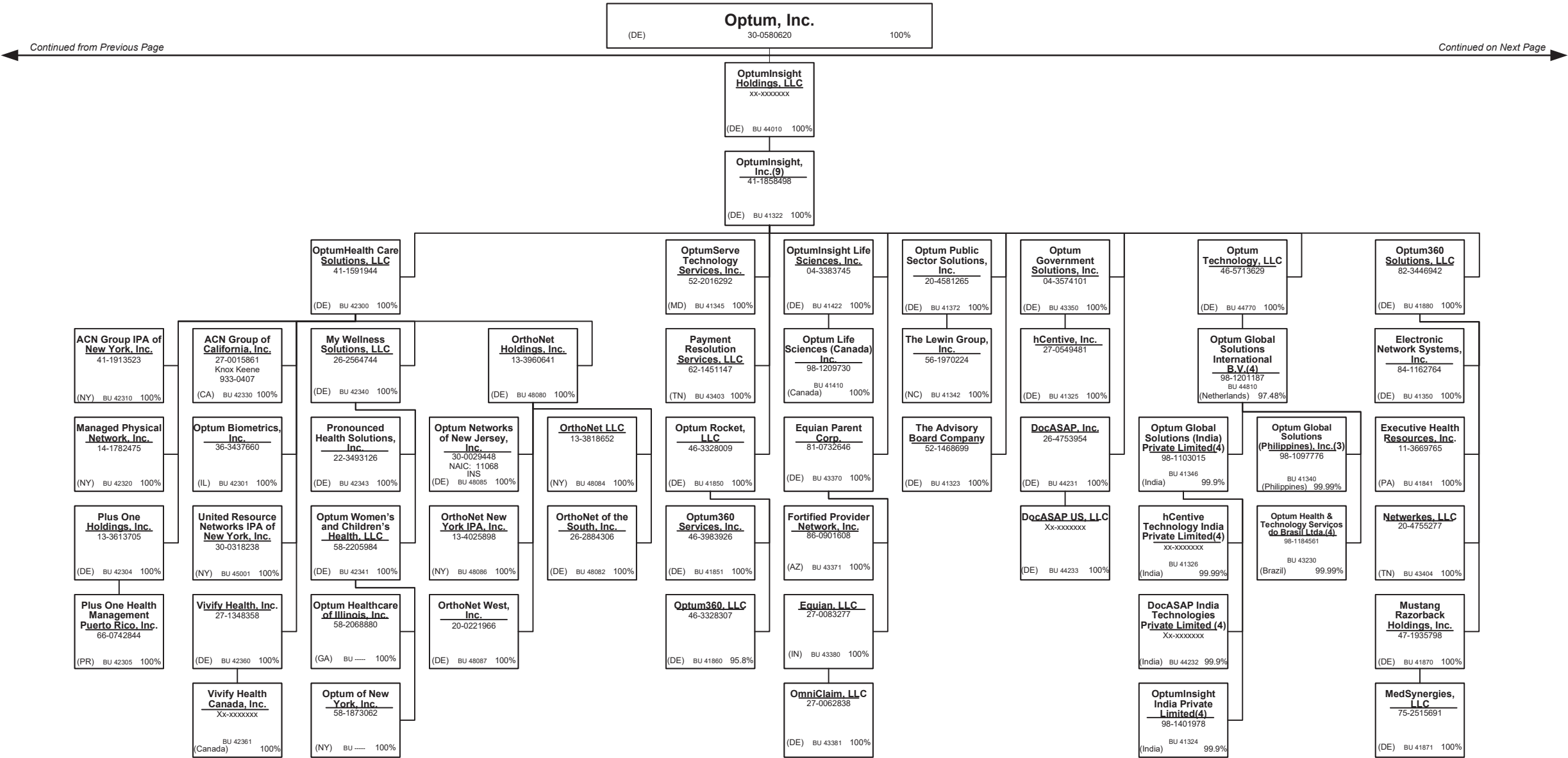
SCHEDULE Y – INFORMATION CONCERNING ACTIVITIES OF INSURER MEMBERS OF A HOLDING COMPANY GROUP
PART 1 – ORGANIZATIONAL CHART



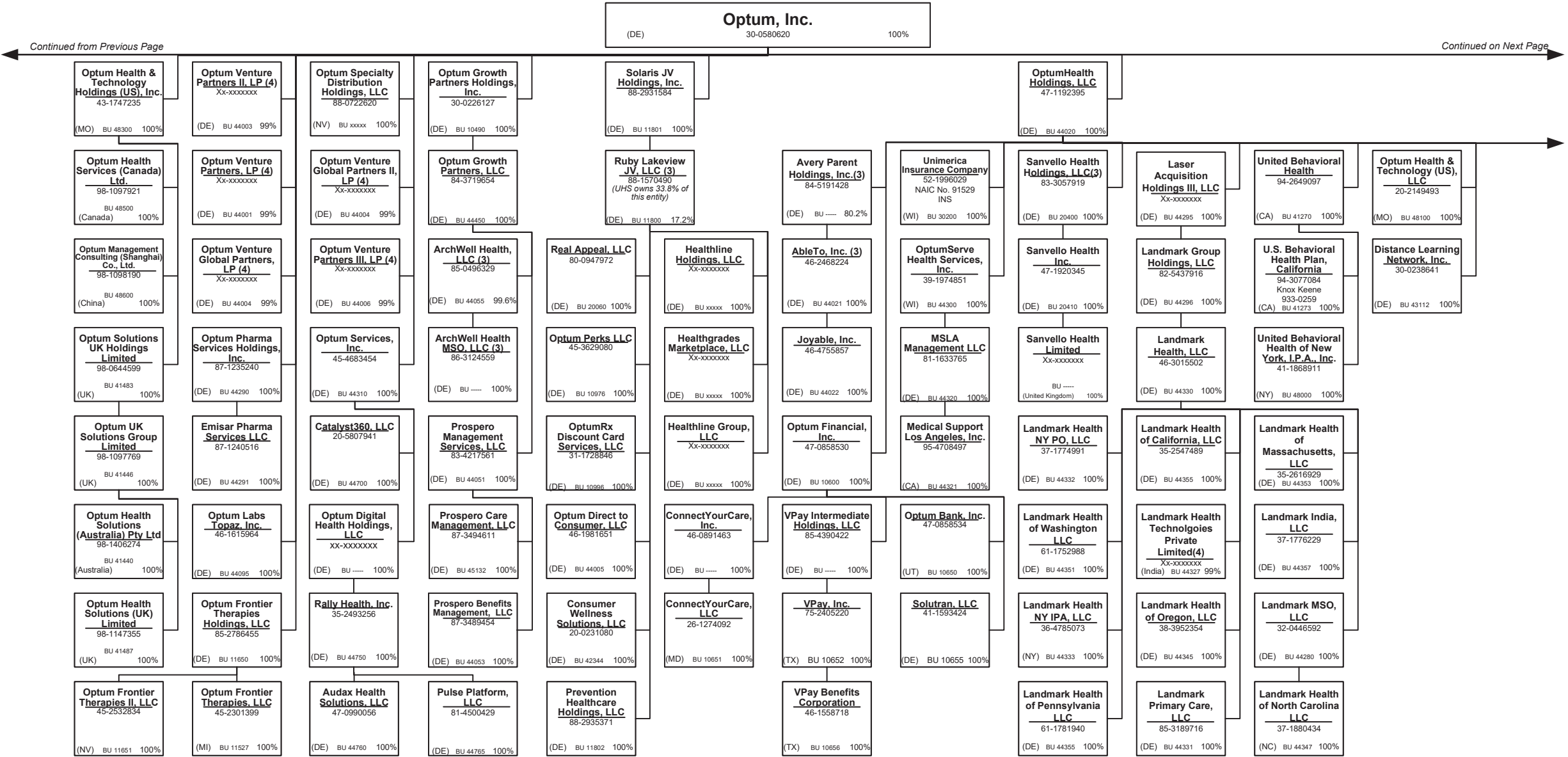
SCHEDULE Y – INFORMATION CONCERNING ACTIVITIES OF INSURER MEMBERS OF A HOLDING COMPANY GROUP
PART 1 – ORGANIZATIONAL CHART



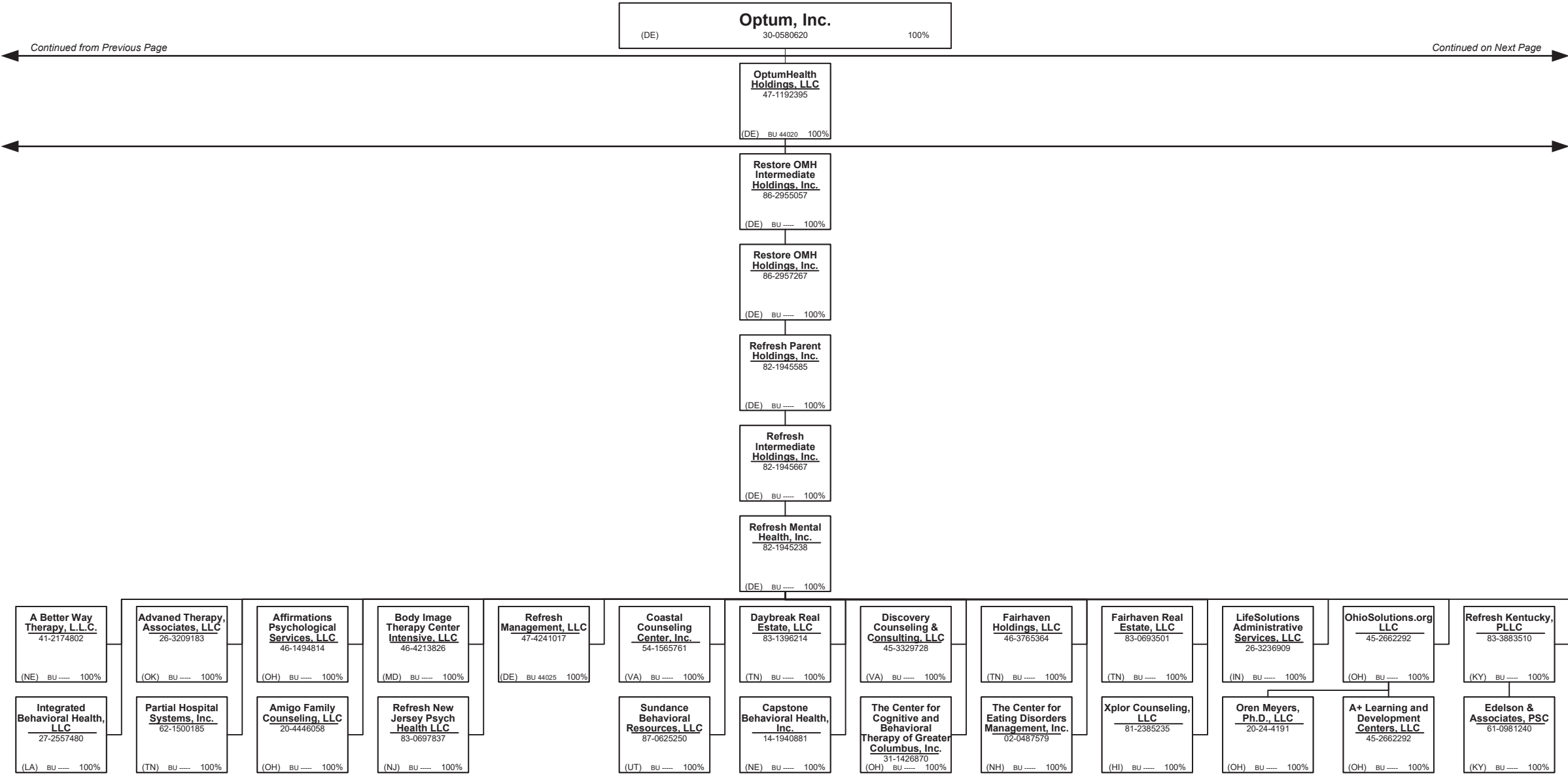
SCHEDULE Y – INFORMATION CONCERNING ACTIVITIES OF INSURER MEMBERS OF A HOLDING COMPANY GROUP
PART 1 – ORGANIZATIONAL CHART



SCHEDULE Y – INFORMATION CONCERNING ACTIVITIES OF INSURER MEMBERS OF A HOLDING COMPANY GROUP
PART 1 – ORGANIZATIONAL CHART



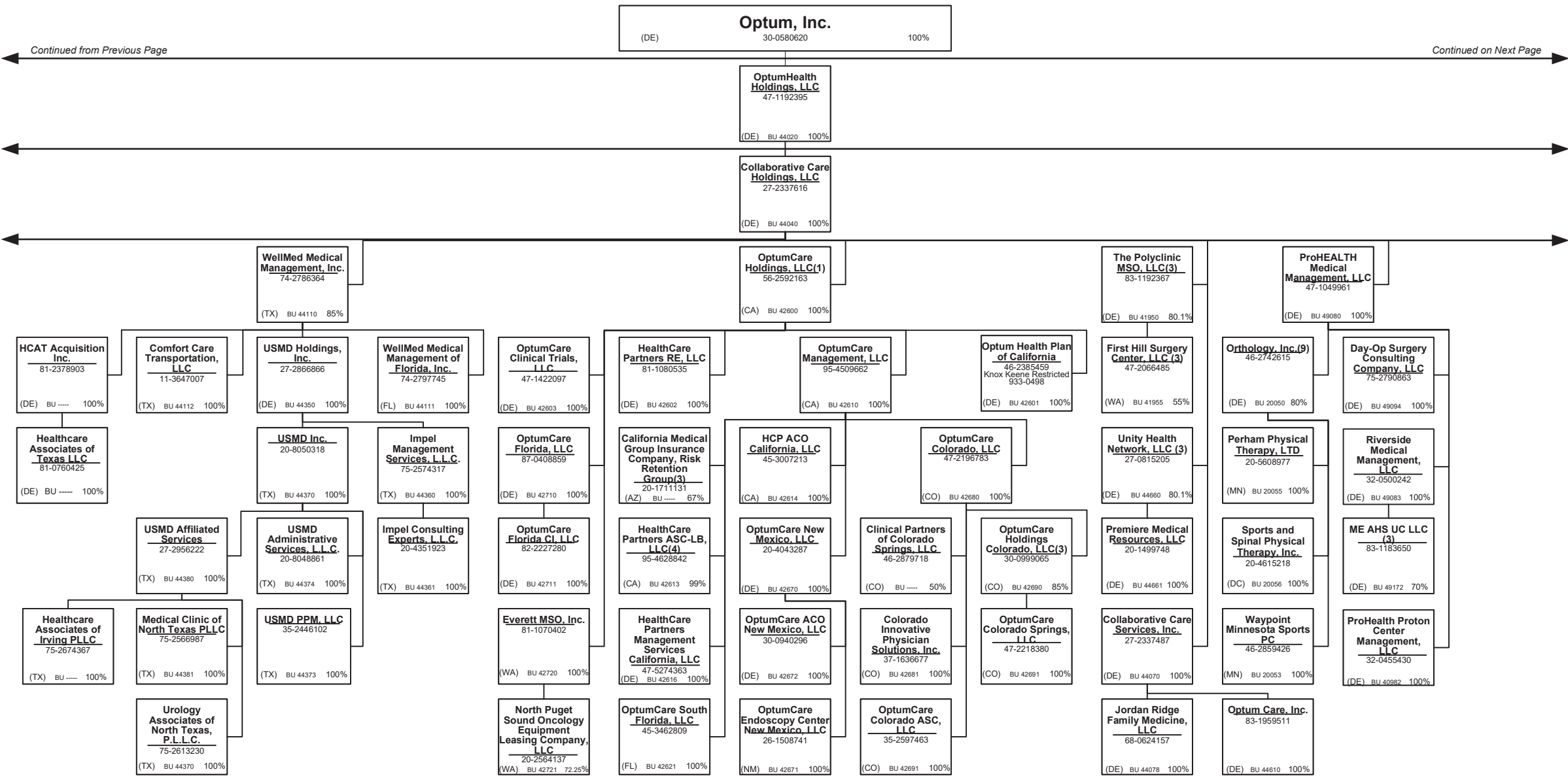
SCHEDULE Y – INFORMATION CONCERNING ACTIVITIES OF INSURER MEMBERS OF A HOLDING COMPANY GROUP
PART 1 – ORGANIZATIONAL CHART



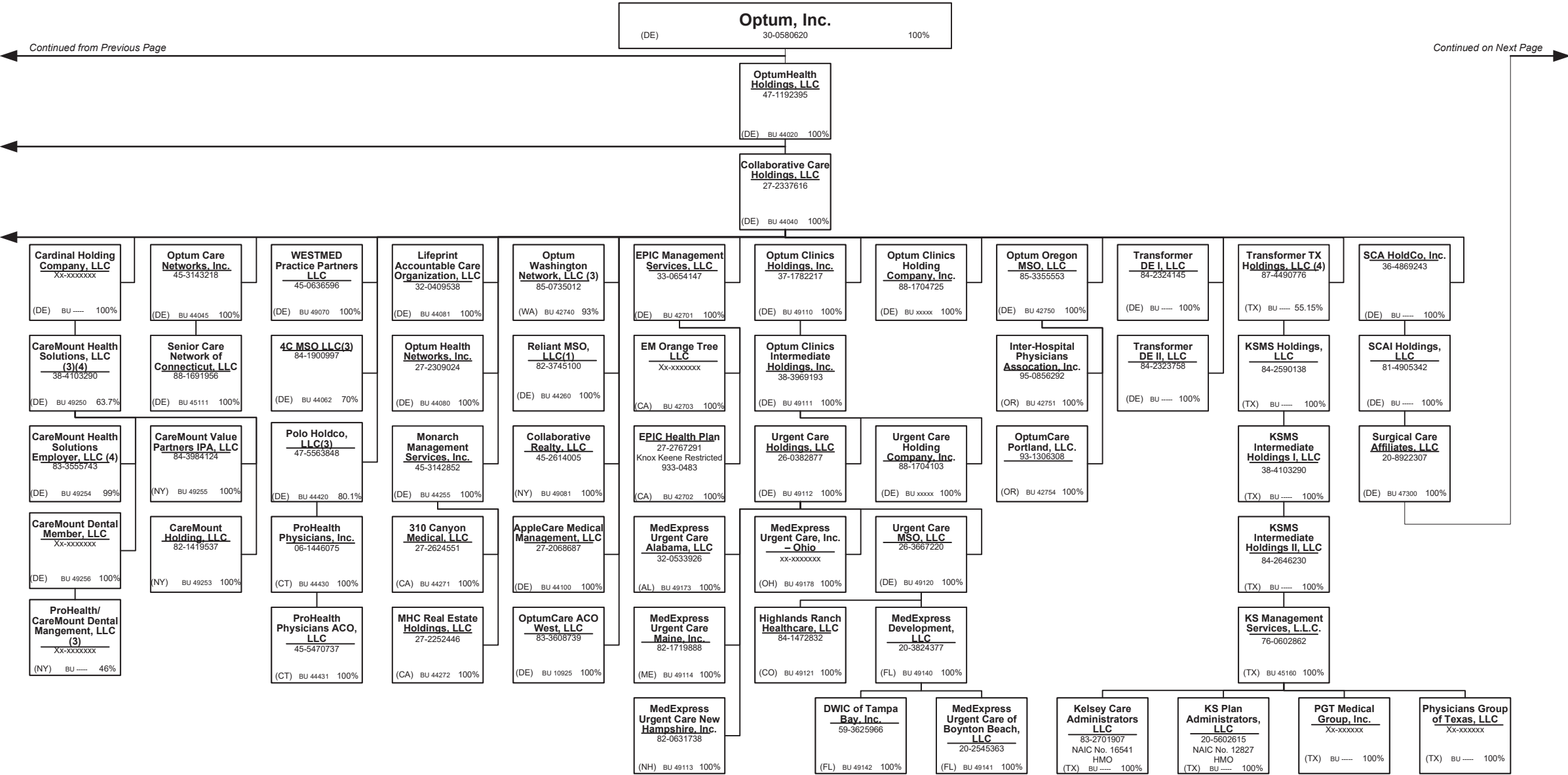
Continued from Previous Page Continued on Next Page



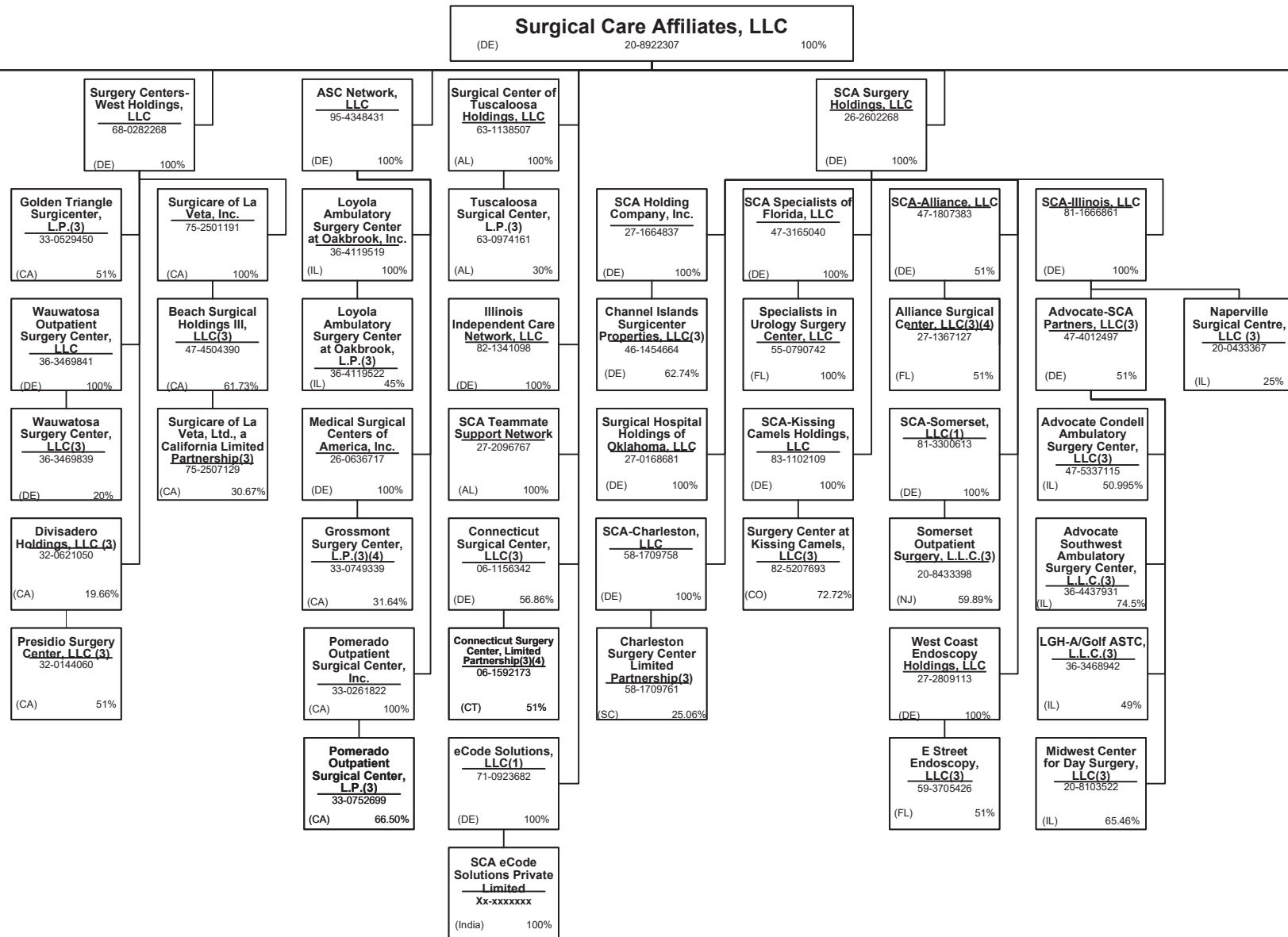
SCHEDULE Y – INFORMATION CONCERNING ACTIVITIES OF INSURER MEMBERS OF A HOLDING COMPANY GROUP
PART 1 – ORGANIZATIONAL CHART



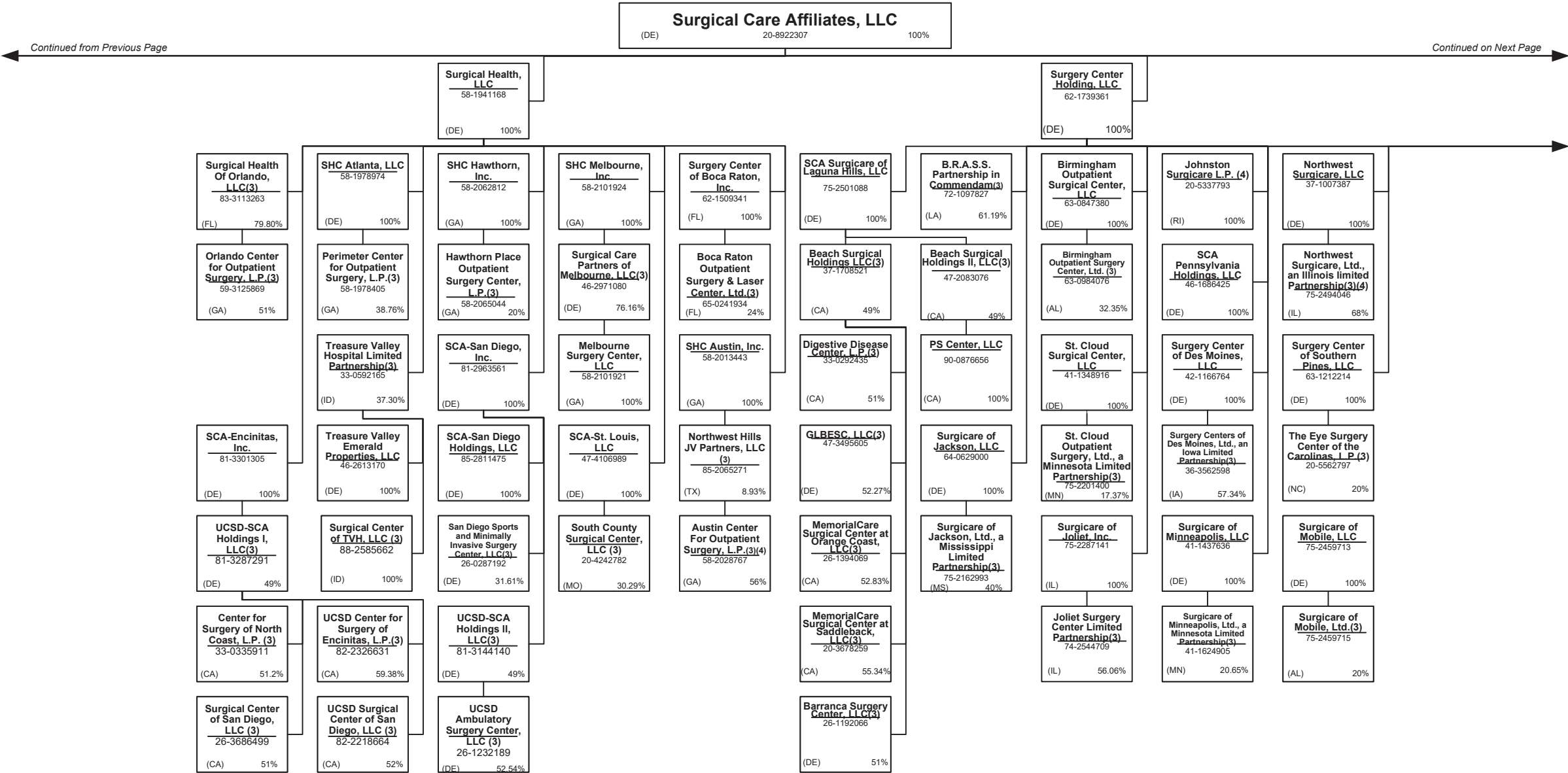
SCHEDULE Y – INFORMATION CONCERNING ACTIVITIES OF INSURER MEMBERS OF A HOLDING COMPANY GROUP
PART 1 – ORGANIZATIONAL CHART



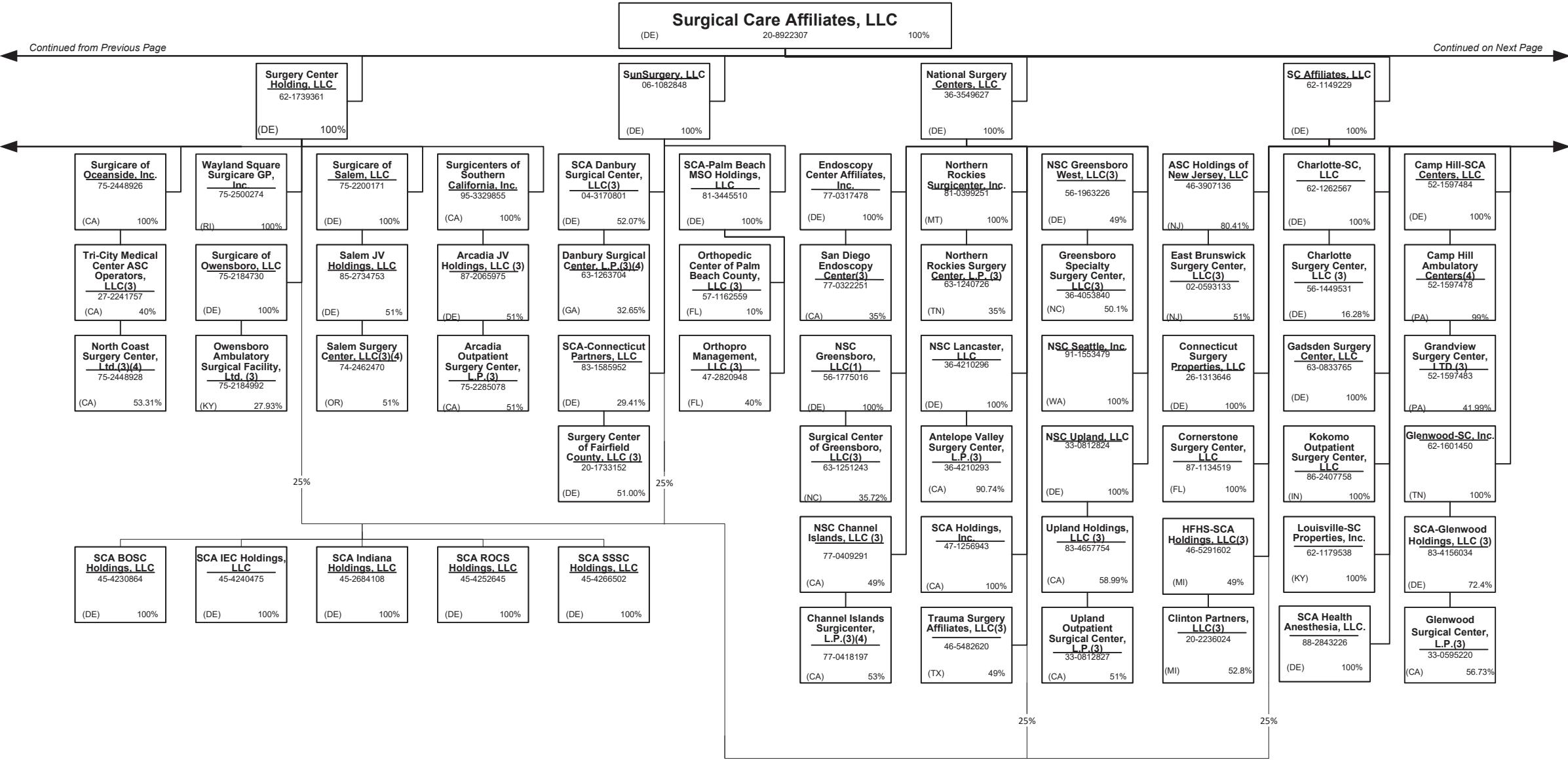
Continued from Previous Page Continued on Next Page



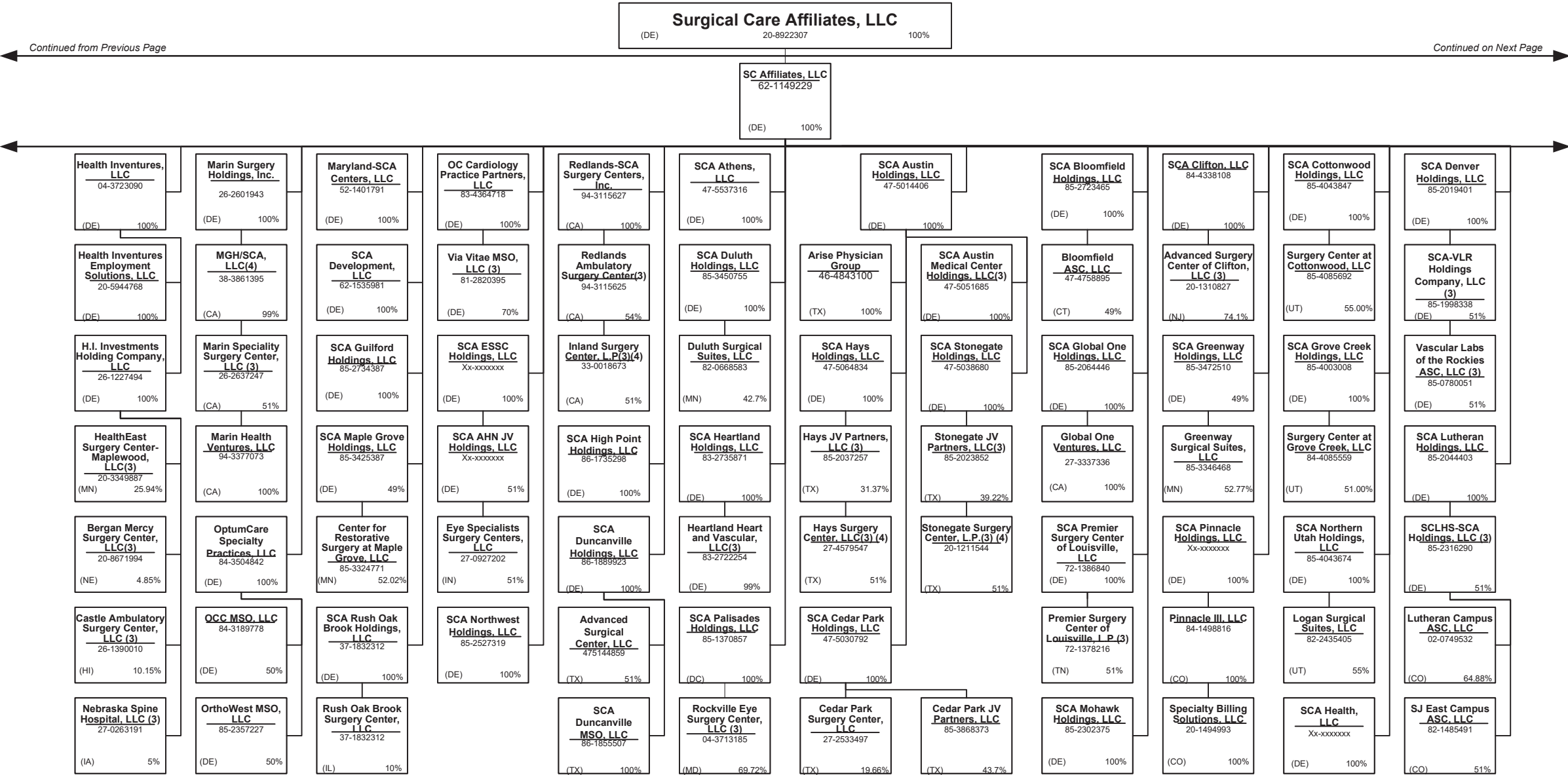
SCHEDULE Y – INFORMATION CONCERNING ACTIVITIES OF INSURER MEMBERS OF A HOLDING COMPANY GROUP
PART 1 – ORGANIZATIONAL CHART



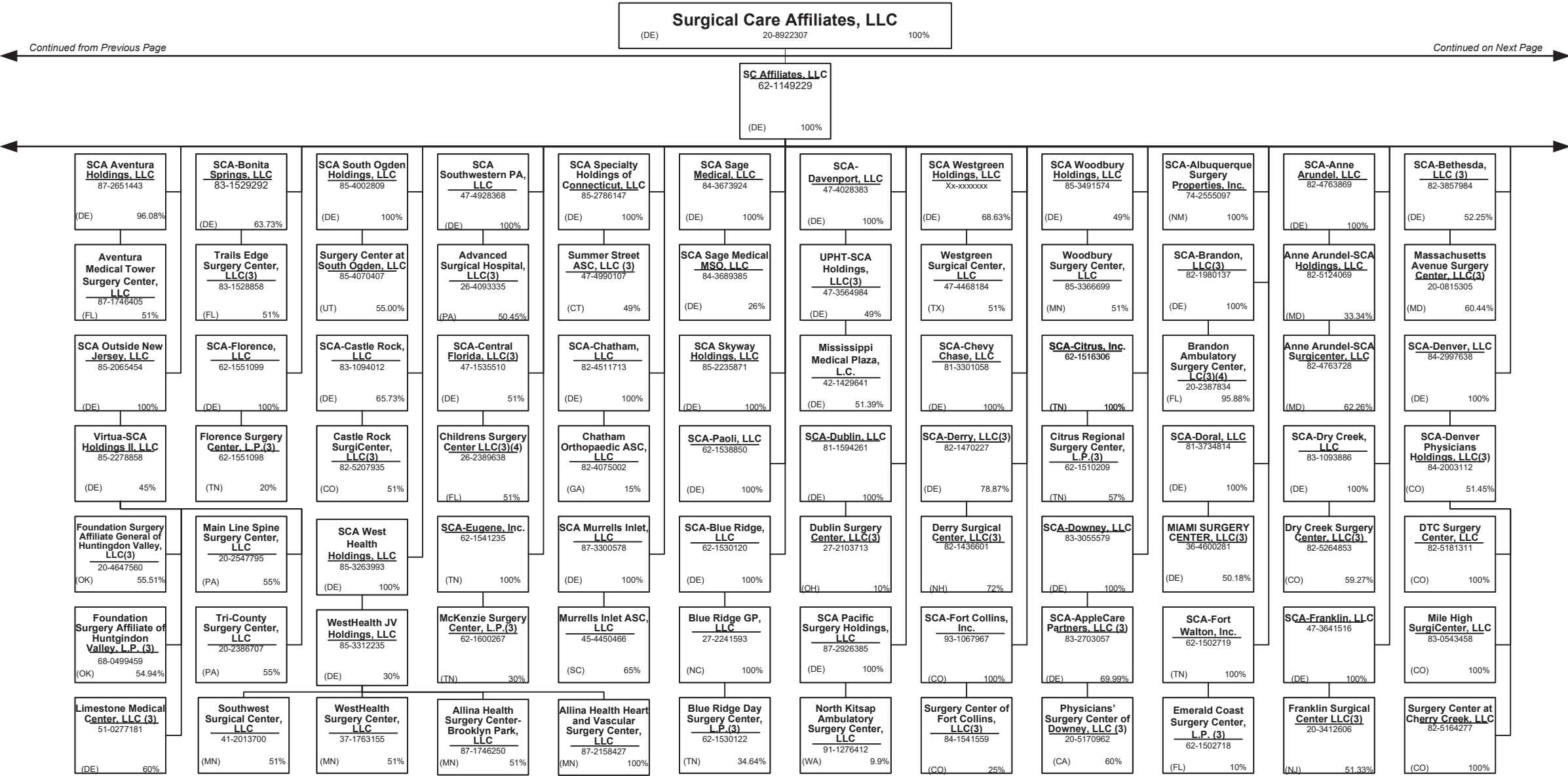
SCHEDULE Y – INFORMATION CONCERNING ACTIVITIES OF INSURER MEMBERS OF A HOLDING COMPANY GROUP
PART 1 – ORGANIZATIONAL CHART



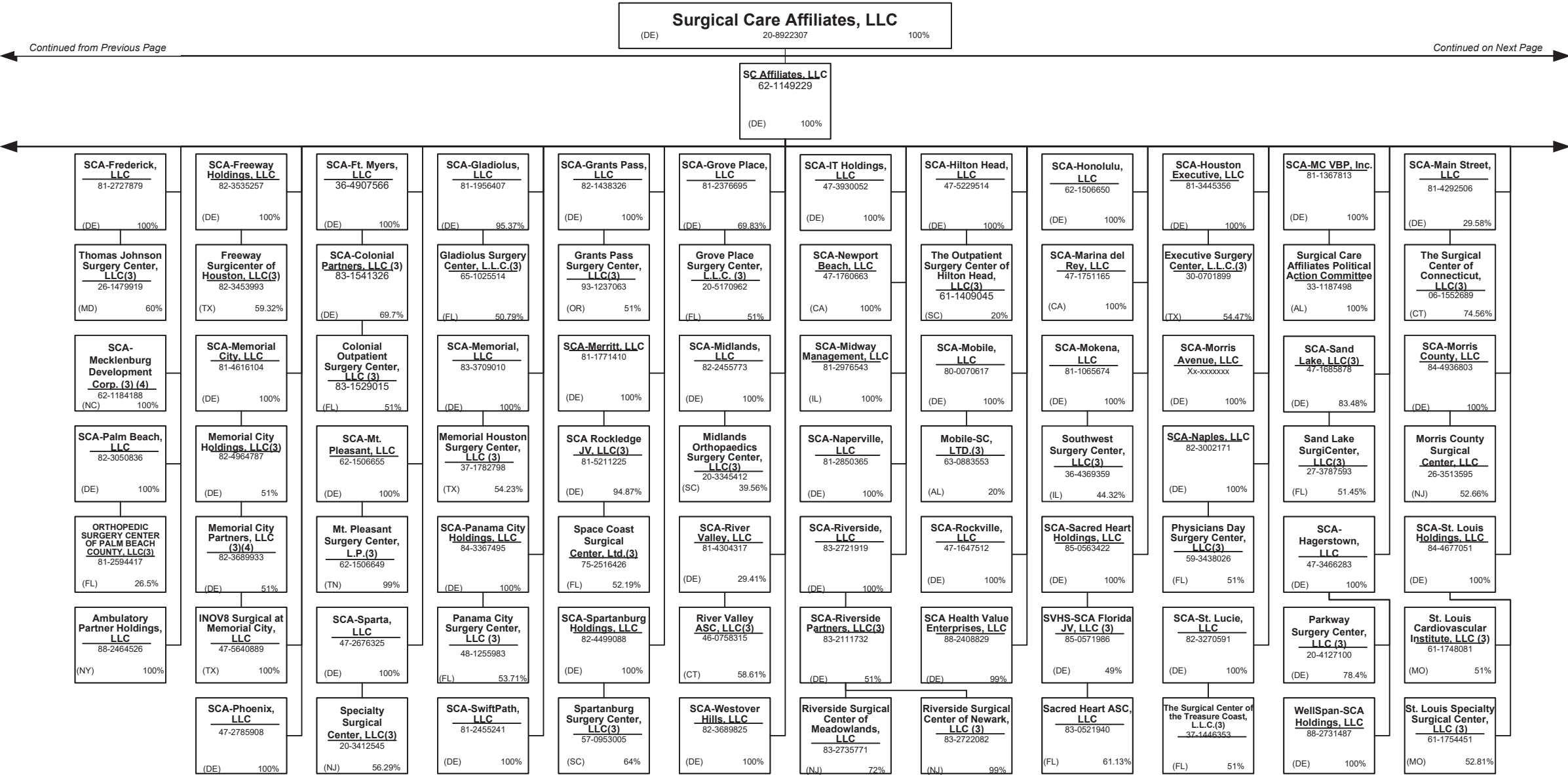
SCHEDULE Y – INFORMATION CONCERNING ACTIVITIES OF INSURER MEMBERS OF A HOLDING COMPANY GROUP
PART 1 – ORGANIZATIONAL CHART



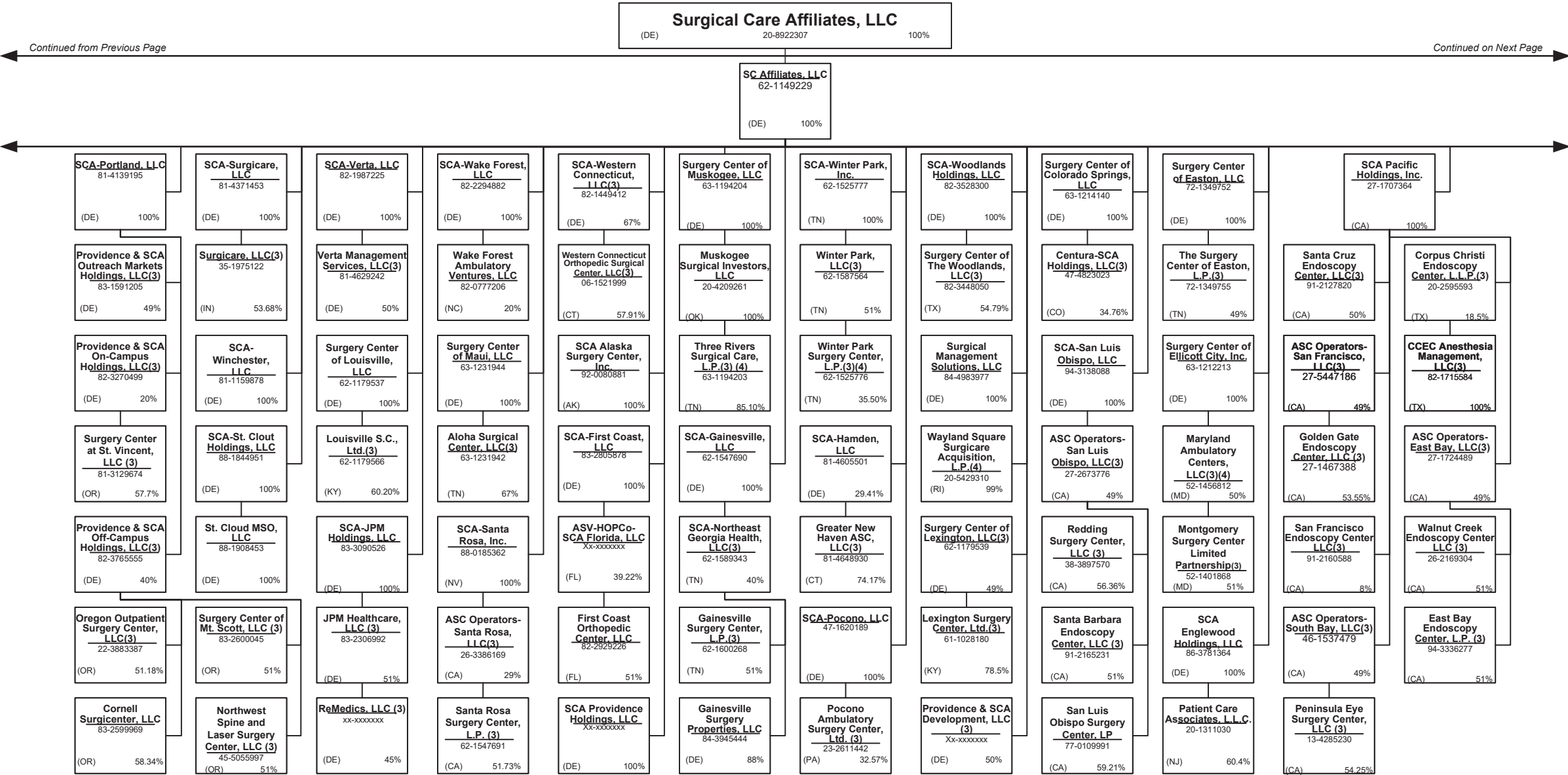
SCHEDULE Y – INFORMATION CONCERNING ACTIVITIES OF INSURER MEMBERS OF A HOLDING COMPANY GROUP
PART 1 – ORGANIZATIONAL CHART



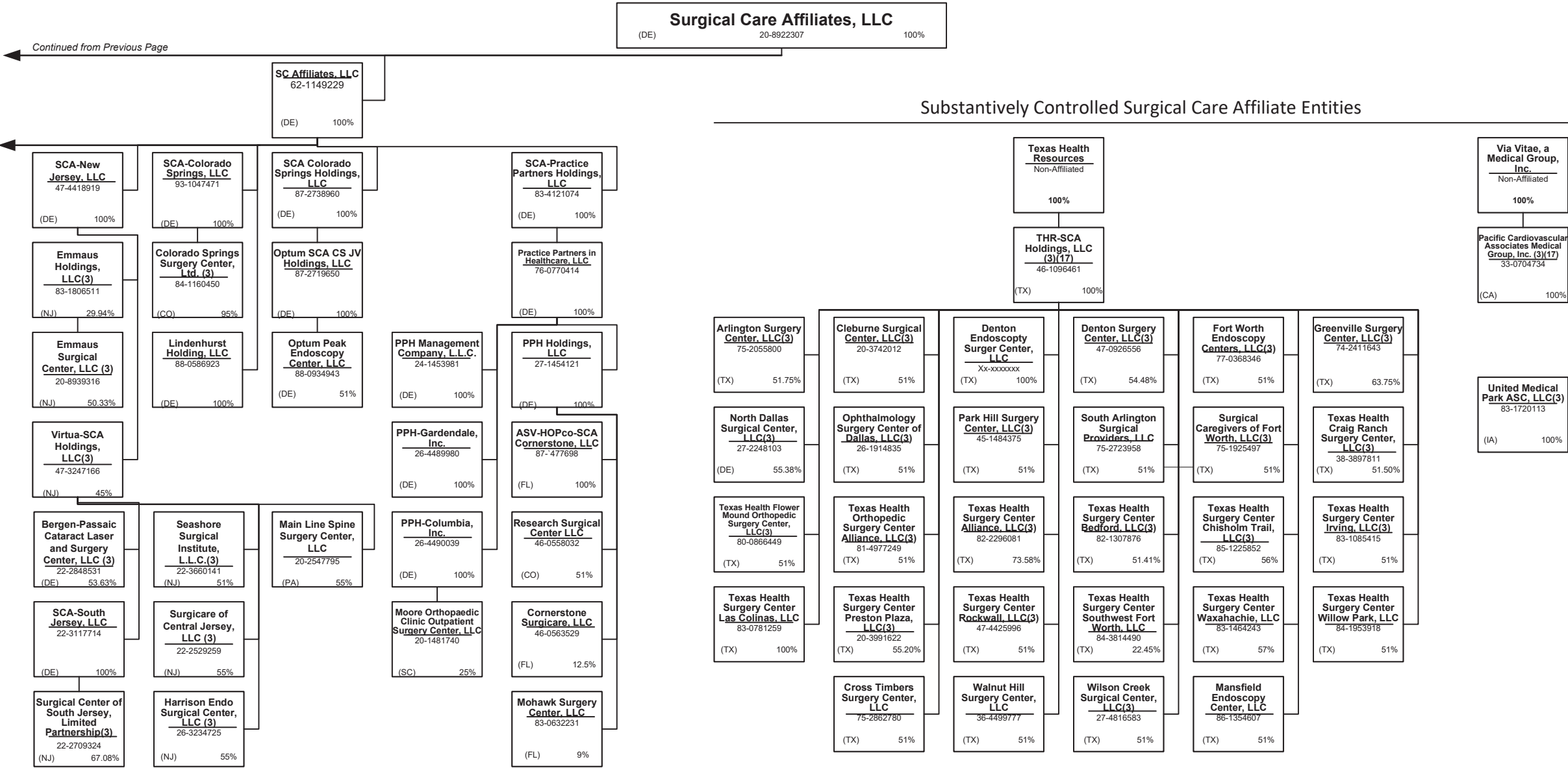
SCHEDULE Y – INFORMATION CONCERNING ACTIVITIES OF INSURER MEMBERS OF A HOLDING COMPANY GROUP
PART 1 – ORGANIZATIONAL CHART



SCHEDULE Y – INFORMATION CONCERNING ACTIVITIES OF INSURER MEMBERS OF A HOLDING COMPANY GROUP
PART 1 – ORGANIZATIONAL CHART



SCHEDULE Y – INFORMATION CONCERNING ACTIVITIES OF INSURER MEMBERS OF A HOLDING COMPANY GROUP
PART 1 – ORGANIZATIONAL CHART



SCHEDULE Y – INFORMATION CONCERNING ACTIVITIES OF INSURER MEMBERS OF A HOLDING COMPANY GROUP
PART 1 – ORGANIZATIONAL CHART
Professionally Owned Entities

Entity Name	Juris.	Federal Tax ID	Entity Name	Juris.	Federal Tax ID
4C Medical Group, PLC	AZ	45-2402948	Carolina Behavioral Care, P.A.	NC	56-1780933
A.G. Dikengil, Inc.	NJ	22-3149900	Carroll Counseling Center LLC	MD	52-2072546
AbleTo Behavioral Health Services of Michigan, P.C.	MI	85-4328419	Centers for Family Medicine, GP	CA	33-0483510
AbleTo Behavioral Health Services of New Jersey, P.C.	NJ	85-4306375	Cielo House, Inc.	CA	87-2440218
AbleTo Behavioral Health Services, PC	CT	47-5519672	Cognitive-Behavioral Therapy Center of Western North Carolina, P.A.	NC	20-3056794
AbleTo Licensed Clinical Social Worker Services, P.C.	CA	85-0739865	Columbia Counseling Center P.A.	MD	52-2052733
AbleTo Psychiatry Health Services, P.C.	MA	88-2290313	Connect Medical, P.C.	NY	32-0551188
AHN Accountable Care Organization, LLC	IN	45-4171713	David C. Anderholm, M.D., P.A.	MN	41-1879063
Aleph Psychological Services Inc.	CA	46-3477124	David Moen, M.D. P.C.	NY	81-5101448
American Health Network of Indiana, LLC	IN	35-2108729	David Moen, M.D., P.C.	CA	85-3287029
AppleCare Hospitalists Medical Group, Inc.	CA	14-1890491	David R. Ferrell, M.D., P.C.	NV	45-2380022
AppleCare Medical ACO, LLC	CA	45-2852872	Day-OP Center Of Long Island Inc.	NY	11-2811353
AppleCare Medical Group St. Francis, Inc.	CA	33-0845269	DBT and EMDR Specialists, P.A.	MN	47-3322541
AppleCare Medical Group, Inc.	CA	33-0898174	Durable Medical Equipment, Inc.	MA	04-3106404
ArchWell Health Professional Services Holding Co.	DE	86-3278602	Elite Focus Clinic, Inc., a Professional Corporation	CA	47-3861802
ArchWell Health Professional Services of Alabama, LLC	AL	86-3152173	Empire Physicians' Medical Group, Inc.	CA	33-0181426
Archwell Health Professional Services of Arizona, LLC	AZ	87-2986923	Eugene Center of Anxiety and Stress, LLC	OR	83-2740282
ArchWell Health Professional Services of Kansas, P.A.	KS	86-3241870	Eugene Therapy, LLC	OR	90-0624377
Archwell Health Professional Services of Nebraska, LLC	NE	87-3065955	Everett Physicians, Inc. P.S.	WA	81-1625636
Archwell Health Professional Services of Nevada, P.C.	NV	88-1285211	Evolve, LLC	WI	61-1752488
ArchWell Health Professional Services of North Carolina, P.C.	NC	86-3222071	Excel MSO, LLC	CA	77-0560460
ArchWell Health Professional Services of Oklahoma, LLC	OK	86-3190019	Family Counseling Associates of Salem Andover LLC	NH	27-0820363
ARTA Western California, Inc.	CA	33-0658815	Ferrell Physician Services, P.C.	NY	87-4007730
Aspectus, Inc.	MA	04-3403101	First Hill Surgery Center, LLC	WA	47-2066485
Atrius Health, Inc.	MA	n/a	First Step Services, LLC	NC	51-0484581
Beaver Medical Group, P.C.	CA	33-0645967	Greater Phoenix Collaborative Care, P.C.	AZ	27-2337725
Behavioral Solutions, P.C.	MA	04-3316367	HealthCare Partners Affiliates Medical Group	CA	95-4526112
Better Health Value Network, LLC	WA	47-4349079	HealthCare Partners ASC-HB, LLC	CA	26-4247365
Bexar Imaging Center, LLC	TX	22-3858211	HealthCare Partners Associates Medical Group, P.C.	CA	45-5273760
California Spring Holdings, PC	CA	81-0881243	HealthCare Partners Medical Group, P.C.	CA	95-4340584
Carbondale Counseling Associates LLC	IL	47-1130641	Heron Ridge Assoc., P.L.C.	MI	80-0020865
CareMount Health Solutions ACO, LLC	NY	—	Homecare Dimensions of Florida, Inc.	TX	81-0884465
CareMount Medical, P.C.	NY	13-3544120	Homecare Dimensions, Inc.	TX	74-2758644

SCHEDULE Y – INFORMATION CONCERNING ACTIVITIES OF INSURER MEMBERS OF A HOLDING COMPANY GROUP
PART 1 – ORGANIZATIONAL CHART
Professionally Owned Entities

Entity Name	Juris.	Federal Tax ID	Entity Name	Juris.	Federal Tax ID
IN Style OPTICAL, LLC	MA	27-3296953	Landmark Medical of Utah, PC	UT	84-2660339
Inland Faculty Medical Group, Inc.	CA	33-0618077	Landmark Medical of Virginia, P.C.	VA	85-0839774
Inspiris Medical Services of New Jersey, P.C.	NJ	45-2563134	Landmark Medical of Washington, PC	WA	47-3028655
INSPIRIS of Michigan Medical Services, P.C.	MI	27-1561674	Landmark Medical, P.C.	NY	47-1588943
INSPIRIS of New York Medical Services, P.C.	NY	13-4168739	Level2 Medical Services, P.A.	DE	84-5003916
INSPIRIS of Pennsylvania Medical Services, P.C.	PA	26-2895670	Level2 Medical Services, P.A. New Jersey	NJ	87-2684015
Jonathan E. Goldberg, Ph.D., Inc.	MA	26-3013277	Level2 Medical Services, P.C. Alaska	AK	87-2600511
Joyce Marter & Associates, P.C.	IL	26-3478896	Level2 Medical Services, P.C. Califomia	CA	84-5003916
K.P. Counseling, Ltd.	IL	30-0089259	Level2 Medical Services, P.C. Utah	UT	87-0989804
Kelsey-Seybold Medical Group, PLLC	TX	76-0386391	Life Strategies Counseling, Inc.	AR	20-0468524
KS Pharm, LLC	TX	84-2355006	LifeSolutions Counseling Associates, P.C.	IN	26-3292877
KS SC, LLC	TX	84-2241460	March Vision Care Group, Incorporated	CA	95-4874334
Landmark Connect of Pennsylvania, PC	PA	82-4513634	March Vision Care IPA, Inc.	NY	27-3115058
Landmark Medical of Arkansas, P.A.	AR	85-0997438	March Vision Care of Texas, Inc.	TX	45-4227915
Landmark Medical of California, PC	CA	47-4553619	MAT-RX DEVELOPMENT, L.L.C.	TX	43-1967820
Landmark Medical of Connecticut, PC	CT	83-2295301	Mat-Rx Fort Worth GP, L.L.C.	TX	35-2262695
Landmark Medical of Florida, P.A.	FL	85-0838149	ME Urgent Care Nebraska, Inc.	NE	81-0936574
Landmark Medical of Idaho, PC	ID	--	MedExpress Employed Services, Inc.	DE	81-1265129
Landmark Medical of Kansas, P.A.	KS	82-4633545	MedExpress Primary Care Arizona, P.C.	AZ	81-4550969
Landmark Medical of Kentucky, PSC	KY	82-4881602	MedExpress Primary Care Arkansas, P.A.	AR	84-4234388
Landmark Medical of Louisiana, a Professional Corporation	LA	82-4881732	MedExpress Primary Care Kansas, P.A.	KS	81-4605885
Landmark Medical of Massachusetts, PLLC	MA	81-5364097	MedExpress Primary Care Maryland, P.C.	MD	82-3384324
Landmark Medical of Michigan, P.C.	MI	86-3599871	MedExpress Primary Care Massachusetts, P.C.	MA	82-1096099
Landmark Medical of Mississippi, P.C.	MS	82-5084178	MedExpress Primary Care Minnesota P.C.	MN	81-4396738
Landmark Medical of Missouri, P.C.	MO	82-4857713	MedExpress Primary Care Oklahoma, P.C.	OK	83-1077265
Landmark Medical of New Hampshire, P.C.	NH	85-1174070	MedExpress Primary Care South Carolina, P.C.	SC	83-0764858
Landmark Medical of North Carolina, P.C.	NC	82-4256752	MedExpress Primary Care Texas, P.A.	TX	84-2500750
Landmark Medical of Ohio, Professional Corporation	OH	82-4864947	MedExpress Primary Care Virginia, P.C.	VA	82-3395792
Landmark Medical of Oregon, PC	OR	47-2926188	MedExpress Primary Care West Virginia, Inc.	WV	82-4401181
Landmark Medical of Pennsylvania, PC	PA	81-1605378	MedExpress Primary Care Wisconsin, S.C.	WI	81-4563448
Landmark Medical of Rhode Island, PC	RI	84-2830065	MedExpress Urgent Care – New Jersey, P.C.	NJ	45-5388778
Landmark Medical of Tennessee, PC	TN	30-1288593	MedExpress Urgent Care - Northern New Jersey PC	NJ	83-2089623
Landmark Medical of Texas, PA	TX	83-2296389	MedExpress Urgent Care Arizona, P.C.	AZ	81-4030280

SCHEDULE Y – INFORMATION CONCERNING ACTIVITIES OF INSURER MEMBERS OF A HOLDING COMPANY GROUP
PART 1 – ORGANIZATIONAL CHART
Professionally Owned Entities

Entity Name	Juris.	Federal Tax ID	Entity Name	Juris.	Federal Tax ID
MedExpress Urgent Care Arkansas, P.A.	AR	46-4348120	Mindscapes Counseling, LLC	CT	47-2117693
MedExpress Urgent Care California, P.C.	CA	82-0930142	Mobile Medical Services of New Jersey, PC	NJ	81-2977678
MedExpress Urgent Care Connecticut, P.C.	CT	81-1956812	Mobile Medical Services, P.C.	NY	30-0445773
MedExpress Urgent Care Idaho, P.C.	ID	82-1135336	Monarch Health Plan, Inc.	CA	22-3935634
MedExpress Urgent Care Illinois, P.C.	IL	47-4308614	Monarch HealthCare, A Medical Group, Inc.	CA	33-0587660
MedExpress Urgent Care Iowa, P.C.	IA	81-5353472	Monika Roots, M.D., P.C.	CA	84-4887072
MedExpress Urgent Care Kansas, P.A.	KS	47-1919283	Mosaic Management Services, Inc.	CA	20-5892451
MedExpress Urgent Care Minnesota P.C.	MN	81-1125396	NAMM Medical Group Holdings, Inc.	CA	56-2627070
MedExpress Urgent Care Missouri P.C.	MO	47-3132625	NAMM MGH, Inc.	CA	61-1627269
MedExpress Urgent Care North Carolina, P.C.	NC	81-5138747	naviHealth Coordinated Care SC, P.C.	MI	85-0975337
MedExpress Urgent Care Oregon, P.C.	OR	82-1919436	naviHealth Michigan HBPC, P.C.	MI	84-3469040
MedExpress Urgent Care Rhode Island, P.C.	RI	81-5362765	NC Center For Resiliency, PLLC	NC	47-2693055
MedExpress Urgent Care South Carolina, P.C.	SC	81-5380706	New Perspectives Center for Counseling & Therapy, L.L.C.	OR	93-1173779
MedExpress Urgent Care Texas, P.A.	TX	47-5147441	New York Licensed Clinical Social Work, P.C.	NY	86-3891057
MedExpress Urgent Care Washington, P.C.	WA	82-2443118	Northlight Counseling Associates, Inc.	AZ	86-0646417
MedExpress Urgent Care Wisconsin, S.C.	WI	81-4281678	Northwest Medical Group Alliance, LLC	WA	91-1699944
MedExpress Urgent Care, Inc. – West Virginia	WV	26-4546400	NPN IPA Washington, PLLC	WA	61-1855159
MedExpress Urgent Care, P.C. – Georgia	GA	47-1804667	Oakland Psychological Clinic, P.C.	MI	38-2481929
MedExpress Urgent Care, P.C. – Indiana	IN	90-0929572	OHR Physician Group, P.C.	OR	93-0979031
MedExpress Urgent Care, P.C. – Maryland	MD	45-3461101	Optum Clinic, P.A.	TX	75-2778455
MedExpress Urgent Care, P.C. – Massachusetts	MA	47-1857908	Optum Medical Care of New Jersey, P.C.	NJ	22-3624559
MedExpress Urgent Care, P.C. – Michigan	MI	46-4793937	Optum Medical Services of California, P.C.	CA	30-0826311
MedExpress Urgent Care, P.C. – Oklahoma	OK	47-1824365	Optum Medical Services of Colorado, P.C.	CO	45-5424191
MedExpress Urgent Care, P.C. – Pennsylvania	PA	26-3750502	Optum Medical Services, P.C.	NC	45-3866363
MedExpress Urgent Care, P.C. – Tennessee	TN	45-4973138	Oregon Healthcare Resources, LLC	OR	27-3674492
MedExpress Urgent Care, P.C. – Virginia	VA	45-3123110	Peninsula Psychological Center, Inc., P.S.	WA	91-1885912
MedExpress Urgent Care, P.S.C. - Kentucky	KY	83-1565124	Perspectives of Troy, P.C.	MI	38-2592367
MedExpress, Inc. – Delaware	DE	45-5436856	Physician Partners Medical Group, Inc.	CA	30-0516435
Memorial Healthcare IPA, GP	CA	95-4688463	Physicians Care Network, L.L.C.	WA	91-1822767
Mental Health Resources, PLLC	TN	62-1396317	Physicians Medical Group of San Jose, Inc.	CA	94-2722082
MH Physician Three Holdco, a Medical Corporation	CA	27-4691544	Physicians Medical Health Plan	CA	84-3715606
MHCH, Inc.	CA	80-0507474	Physicians Medical Holdings	CA	86-2631012
MHIPA Physician Two Holdco, a Medical Corporation	CA	27-4691508	Pilot Holdings, P.C.	CA	87-3931756

SCHEDULE Y – INFORMATION CONCERNING ACTIVITIES OF INSURER MEMBERS OF A HOLDING COMPANY GROUP
PART 1 – ORGANIZATIONAL CHART
Professionally Owned Entities

Entity Name	Juris.	Federal Tax ID	Entity Name	Juris.	Federal Tax ID
Pinnacle Medical Group, Inc.	CA	33-0795271	Riverside Community Healthplan Medical Group, Inc.	CA	33-0055097
Polyclinic Holdings, P.C.	WA	83-3042027	Riverside Electronic Healthcare Resources, Inc.	CA	20-3420379
POLYCLINIC MANAGEMENT SERVICES COMPANY, LLC	WA	46-0508606	Robert B. McBeath, M.D. II, P.C.	NV	86-0857176
Primary Care Associated Medical Group, Inc.	CA	33-0527335	Robert B. McBeath, M.D. III, P.C.	NV	46-2662506
Prime Community Care, Inc.	CA	30-0516440	Robert B. McBeath, M.D., Professional Corporation	NV	88-0310956
ProHEALTH Accountable Care Medical Group, PLLC	NY	45-4469117	Saad A. Shakir, M.D., Inc.	CA	77-0398259
ProHEALTH Ambulatory Surgery Center, Inc.	NY	11-3447394	San Bernardino Medical Group, Inc.	CA	--
ProHEALTH Care Associates of New Jersey LLP	NJ	47-5656253	Sanvello Behavioral Health Services of Michigan, P.C.	DE	85-1941832
ProHEALTH Care Associates, L.L.P.	NY	11-3355604	Sanvello Behavioral Health Services of New Jersey, P.C.	NJ	85-0666386
ProHEALTH Medical NY, P.C.	NY	47-1388406	Sanvello Behavioral Health Services of North Carolina, P.C.	NC	85-1959641
ProHealth Physicians, P.C.	CT	06-1469068	Sanvello Behavioral Health Services of Texas, P.A.	TX	84-3152209
ProHEALTH Urgent Care Medicine of New Jersey LLP	NJ	47-5661535	Sanvello Behavioral Health Services, P.A.	DE	84-1754732
ProHEALTH Urgent Care Medicine, PLLC	NY	46-1883579	Saris Counseling, LLC	WI	--
Prospero Health Partners Florida, Inc.	FL	85-0775386	Seattle Psychology, P.L.L.C.	WA	46-3238571
Prospero Health Partners New York, P.C.	NY	82-2400620	Serenity Family and Psychology Counseling Center, P.C.	CA	45-3802527
Prospero Health Partners North Carolina, P.C.	NC	84-4569314	Shark Holdings, P.C.	CA	87-3142148
Prospero Health Partners, P.C.	MN	84-3234753	Sherman Counseling Management, LLC	WI	47-5082677
Prospero Medical Services New Jersey, P.C.	NJ	84-3844362	Silicon Valley TMS of Monterey Bay, GP	CA	81-3200297
Prospero Medical Services, P.A.	FL	87-2406404	Southern California Medical Practice Concepts, LLC	CA	30-0743767
Psychiatry Services of New York, P.C.	NY	85-0921665	Spring Behavioral Health of New Jersey, LLC	NJ	82-3087236
Psychiatry Specialists Inc.	IL	27-3409538	Springfield Psychological, P.C.	PA	23-2833266
Psychological Healthcare, PLLC	NY	16-1484552	Surgical Eye Experts, LLC	MA	65-1321064
Red Oak Counseling, Ltd.	WI	20-0785644	Talbert Medical Group, P.C.	CA	93-1172065
Redlands Family Practice Medical Group, Inc.	CA	56-2627067	TeamMD Physicians, P.C.	IA	42-1446216
Refresh Canopy Cove, Inc.	FL	82-3603285	The Everett Clinic, PLLC	WA	91-0214500
Refresh Centers, Inc.	IN	30-0358493	The Evergreen Clinic, PLLC	WA	91-1882555
Refresh Connecticut LLC	CT	84-2663780	The Polyclinic, PLLC	WA	91-0369070
Refresh Evolve, LLC	WI	83-4507157	The Potter's House Family & Children Treatment Center, LLC	GA	20-8357849
Refresh In-Home Counseling LLC	IL	82-5351068	The Tabor Therapy Group, Inc.	IL	46-5461304
Refresh Midwest Operations, S.C.	WI	82-2491689	Triangle Counseling Agency, Inc.	NC	26-2552129
Refresh Pennsylvania, LLC	PA	84-1756547	USMD Diagnostic Services, LLC	TX	27-2803133
Reliant Medical Group The Endoscopy Center, LLC	MA	20-5251393	USMD Hospital at Arlington, L.P.	TX	73-1662763
Reliant Medical Group, Inc.	MA	04-2472266	USMD Hospital at Fort Worth, L.P.	TX	20-3571243

SCHEDULE Y – INFORMATION CONCERNING ACTIVITIES OF INSURER MEMBERS OF A HOLDING COMPANY GROUP
PART 1 – ORGANIZATIONAL CHART
Professionally Owned Entities

Entity Name	Juris.	Federal Tax ID
USMD of Arlington GP, L.L.C.	TX	73-1662757
Vitucci, LCSW, P.C.	IL	85-1453387
Waypoint Minnesota PC	MN	46-2854394
WellMed Florida Medicare ACO, LLC	TX	84-2233329
WellMed Florida Services, PLLC	TX	45-2158334
WellMed Greater Texas Medicare ACO, LLC	TX	84-2178104
WellMed Medical Group, P.A.	TX	74-2574229
WellMed Network of Florida, Inc.	TX	35-2314192
WellMed Networks - DFW, Inc.	TX	41-2250215
WellMed Networks, Inc.	TX	74-2889447
WellMed of Las Cruces, Inc.	TX	92-0183013
WellMed Tampa/Orlando Medicare ACO, LLC	TX	84-2193803
WellMed Texas Medicare ACO, LLC	TX	84-2219968
XLHome Michigan, P.C.	MI	46-3537245
XLHome Northeast, P.C.	NJ	45-5530241
XLHome Oklahoma, Inc.	OK	46-2931689
XLHome, P.C.	MD	27-3543997

SCHEDULE Y – INFORMATION CONCERNING ACTIVITIES OF INSURER MEMBERS OF A HOLDING COMPANY GROUP
PART 1 – ORGANIZATIONAL CHART

Organizational Chart Footnotes

- (1) Entity is owned in full or in part by a UnitedHealth Group Incorporated friendly physician.
- (2) Control of the Foundation is based on sole membership, not the ownership of voting securities.
- (3) The remaining percentage is owned either by a non-affiliated entity, outside investor(s), current/former company officer(s), or third party shareholder(s).
- (4) The minority percentage is owned by one or more affiliated UnitedHealth Group Incorporated subsidiaries. Voting rights do vary.
- (5) No information of the other shareholder(s) has been provided
- (6) General partnership interests are held by United HealthCare Services, Inc. (89.77%) and by UnitedHealthcare, Inc. (10.23%). United HealthCare Services, Inc. also holds 100% of the limited partnership interests. When combining general and limited partner interests, United HealthCare Services, Inc. owns 94.18% and UnitedHealthcare, Inc. owns 5.83%.
- (7) Branch offices in Iraq and Uganda.
- (8) H&W Indemnity (SPC), Ltd. is an exempted segregated portfolio company organized under the laws of the Cayman Islands and holds a Cayman insurance license.
- (9) Registered as a foreign shareholder in Brazil.
- (10) Open
- (11) Polar II Fundo de Investimento em Participações is a Brazilian private equity investment fund incorporated in the form of a closed-end condominium.
- (12) N/A
- (13) Entity has a representative office in Beijing, China.
- (14) Open
- (15) Registered branch in the United Kingdom.
- (16) Open
- (17) Entity is not directly owned by the parent. However, the parent does have a viable economic interest as well as control over the entity through contractual agreements.

SCHEDULE Y
PART 1A - DETAIL OF INSURANCE HOLDING COMPANY SYSTEM

1	2	3	4	5	6	7	8	9	10	11	12	13	14	15	16
Group Code	Group Name	NAIC Company Code	ID Number	Federal RSSD	CIK	Name of Securities Exchange if Publicly Traded (U.S. or International)	Names of Parent, Subsidiaries Or Affiliates	Domi-ciliary Location	Relation-ship to Reporting Entity	Directly Controlled by (Name of Entity/Person)	Type of Control (Ownership, Board, Management, Attorney-in-Fact, Influence, Other)	If Control is Owner-ship Provide Percen-tage	Ultimate Controlling Entity(ies)/Person(s)	Is an SCA Filing Re-quired? (Yes/No)	*
		.00000	98-1308130				1070715 B.C. Unlimited Liability Company	.CAN	.NIA	OptumRx Group Holdings, Inc.	Ownership	100.000	UnitedHealth Group Incorporated	.NO	
		.00000	20-2904092				1st Avenue Pharmacy, Inc.	.WA	.NIA	Genoa Healthcare LLC	Ownership	100.000	UnitedHealth Group Incorporated	.NO	
		.00000	27-2624551				310 Canyon Medical, LLC	.CA	.NIA	Monarch Management Services, Inc.	Ownership	100.000	UnitedHealth Group Incorporated	.NO	
		.00000	45-2402948				4C Medical Group, PLC	.AZ	.NIA	Greater Phoenix Collaborative Care, P.C.	Ownership	100.000	UnitedHealth Group Incorporated	.NO	.1
		.00000	84-1900997				4C MSO LLC	.DE	.NIA	Collaborative Care Holdings, LLC	Ownership	70.000	UnitedHealth Group Incorporated	.NO	
		.00000	35-2607738				5995 Minnetonka, LLC	.DE	.NIA	UnitedHealthcare Insurance Company	Ownership	100.000	UnitedHealth Group Incorporated	.NO	
		.00000	41-2174802				A Better Way Therapy, L.L.C.	.NE	.NIA	Refresh Mental Health, Inc.	Ownership	100.000	UnitedHealth Group Incorporated	.NO	
		.00000	22-3149900				A.G. Dikengil, Inc.	.NJ	.NIA	Optum Medical Care of New Jersey, P.C.	Ownership	100.000	UnitedHealth Group Incorporated	.NO	.1
		.00000					A+ Learning and Development Centers LLC	.OH	.NIA	OhioSolutions.org LLC	Ownership	100.000	UnitedHealth Group Incorporated	.NO	
		.00000	85-4328419				AbleTo Behavioral Health Services of Michigan, P.C.	.MI	.NIA	Physician(s) Owned	Influence	0.000	UnitedHealth Group Incorporated	.NO	.1
		.00000	85-4306375	0707		78026	AbleTo Behavioral Health Services of New Jersey, P.C.	.NJ	.NIA	Physician(s) Owned	INFLUENCE	0.000	UnitedHealth Group Incorporated	.NO	.1
		.00000	47-5519672	0707		96798	AbleTo Behavioral Health Services, P.C.	.CT	.NIA	Physician(s) Owned	INFLUENCE	0.000	UnitedHealth Group Incorporated	.NO	.1
		.00000	85-0739865	0707		95506	AbleTo Licensed Clinical Social Worker Services, P.C.	.CA	.NIA	Physician(s) Owned	INFLUENCE	0.000	UnitedHealth Group Incorporated	.NO	.1
		.00000	88-2290313	0707		95479	AbleTo Psychiatry Health Services, P.C.	.MA	.NIA	Physician(s) Owned	INFLUENCE	0.000	UnitedHealth Group Incorporated	.NO	.1
		.00000	46-2468224		00000	00000	AbleTo, Inc.	.DE	.NIA	Avery Parent Holdings, Inc.	OWNERSHIP	100.000	UnitedHealth Group Incorporated	.NO	
		.00000	26-3329157		00000	00000	Accurate Rx Pharmacy Consulting, LLC	.MO	.NIA	Diplomat Pharmacy, Inc.	OWNERSHIP	100.000	UnitedHealth Group Incorporated	.NO	
		.00000	41-1913523		00000	00000	ACN Group IPA of New York, Inc.	.NY	.NIA	OptumHealth Care Solutions, LLC	OWNERSHIP	100.000	UnitedHealth Group Incorporated	.NO	
		.00000	27-0015861		00000	00000	ACN Group of California, Inc.	.CA	.IA	OptumHealth Care Solutions, LLC	OWNERSHIP	100.000	UnitedHealth Group Incorporated	.NO	
		.00000	98-1446128	0707		70785	Administradora Clínica La Colina S.A.S.	.COL	.NIA	CDC Holdings Colombia S.A.S.	OWNERSHIP	50.000	UnitedHealth Group Incorporated	.NO	
		.00000	98-1446128	0707		84506	Administradora Clínica La Colina S.A.S.	.COL	.NIA	Banmédica Internacional SpA	OWNERSHIP	50.000	UnitedHealth Group Incorporated	.NO	
		.00000	98-1446125	0707		95617	Administradora Country S.A.S.	.COL	.NIA	CDC Holdings Colombia S.A.S.	OWNERSHIP	50.000	UnitedHealth Group Incorporated	.NO	
		.00000	98-1446125	0707		95434	Administradora Country S.A.S.	.COL	.NIA	Banmédica Internacional SpA	OWNERSHIP	50.000	UnitedHealth Group Incorporated	.NO	
		.00000	98-1451601		00000	00000	Administradora Médica Centromed S.A.	.CHL	.NIA	Vida Integra S.p.A.	OWNERSHIP	76.750	UnitedHealth Group Incorporated	.NO	
		.00000	20-1310827		00000	00000	Advanced Surgery Center of Clifton, LLC	.NJ	.NIA	SCA Clifton, LLC	OWNERSHIP	74.100	UnitedHealth Group Incorporated	.NO	
		.00000	47-5144859		00000	00000	Advanced Surgical Center, LLC	.TX	.NIA	SCA Duncanville Holdings, LLC	OWNERSHIP	51.000	UnitedHealth Group Incorporated	.NO	
		.00000	26-4093335		00000	00000	Advanced Surgical Hospital, LLC	.PA	.NIA	SCA Southwestern PA, LLC	OWNERSHIP	50.452	UnitedHealth Group Incorporated	.NO	
		.00000	26-3209183		00000	00000	Advanced Therapy Associates, LLC	.OK	.NIA	Refresh Mental Health, Inc.	OWNERSHIP	100.000	UnitedHealth Group Incorporated	.NO	
		.00000	47-5337115		00000	00000	Advocate Condell Ambulatory Surgery Center, LLC	.IL	.NIA	Advocate-SCA Partners, LLC	OWNERSHIP	51.000	UnitedHealth Group Incorporated	.NO	
		.00000	36-4437931		00000	00000	Advocate Southwest Ambulatory Surgery Center, LLC	.IL	.NIA	Advocate-SCA Partners, LLC	OWNERSHIP	74.500	UnitedHealth Group Incorporated	.NO	
		.00000	47-4012497		96940	00000	Advocate-SCA Partners, LLC	.DE	.NIA	SCA-Illinois, LLC	OWNERSHIP	51.000	UnitedHealth Group Incorporated	.NO	
		.00000	46-1494814		00000	00000	Affirmations Psychological Services, LLC	.OH	.NIA	Refresh Mental Health, Inc.	OWNERSHIP	100.000	UnitedHealth Group Incorporated	.NO	
		.00000	45-4171713		00000	00000	AHN Accountable Care Organization, LLC	.IN	.NIA	American Health Network of Indiana, LLC	OWNERSHIP	100.000	UnitedHealth Group Incorporated	.NO	.1
		.00000	35-2109566		00000	00000	AHN Central Services, LLC	.IN	.NIA	AHN Target Holdings, LLC	OWNERSHIP	100.000	UnitedHealth Group Incorporated	.NO	
		.00000	35-2582899		00000	00000	AHN Target Holdings, LLC	.DE	.NIA	Collaborative Care Holdings, LLC	OWNERSHIP	80.100	UnitedHealth Group Incorporated	.NO	
		.00000	30-1301656		00000	00000	Aircraft Flight Specialists LLC	.DE	.NIA	United HealthCare Services, Inc.	OWNERSHIP	100.000	UnitedHealth Group Incorporated	.NO	
		.00000	46-3477124	0707		13607	Aleph Psychological Services Inc.	.CA	.NIA	Physician(s) Owned	INFLUENCE	0.000	UnitedHealth Group Incorporated	.NO	.1
		.00000	98-1447435		00000	00000	Aliansalud Entidad Promotora de Salud S.A.	.COL	.NIA	Constructora Inmobiliaria Magapoq S.A.	OWNERSHIP	0.000	UnitedHealth Group Incorporated	.NO	
		.00000	98-1447435		00000	00000	Aliansalud Entidad Promotora de Salud S.A.	.COL	.NIA	Banmédica S.A.	OWNERSHIP	76.290	UnitedHealth Group Incorporated	.NO	
		.82406	35-1665915		00000	00000	All Savers Insurance Company	.IN	.IA	Golden Rule Financial Corporation	OWNERSHIP	100.000	UnitedHealth Group Incorporated	.NO	
		.73130	35-1744596		00000	00000	All Savers Life Insurance Company of California	.CA	.IA	Golden Rule Financial Corporation	OWNERSHIP	100.000	UnitedHealth Group Incorporated	.NO	
		.00000	27-1367127		00000	00000	Alliance Surgical Center, LLC	.FL	.NIA	Endoscopy Center Affiliates, Inc.	OWNERSHIP	12.500	UnitedHealth Group Incorporated	.NO	
		.00000	27-1367127		00000	00000	Alliance Surgical Center, LLC	.FL	.NIA	SCA-Alliance, LLC	OWNERSHIP	51.000	UnitedHealth Group Incorporated	.NO	
		.00000	87-2158427		00000	00000	Allina Health Heart and Vascular Surgery Center, LLC	.MN	.NIA	WestHealth JV Holdings, LLC	OWNERSHIP	100.000	UnitedHealth Group Incorporated	.NO	.2
		.00000	87-1746250		00000	00000	Allina Health Surgery Center-Brooklyn Park, LLC	.MN	.NIA	WestHealth JV Holdings, LLC	OWNERSHIP	51.000	UnitedHealth Group Incorporated	.NO	.2
		.00000	63-1231942		00000	00000	Aloha Surgical Center, LLC	.TN	.NIA	Surgery Center of Maui, LLC	OWNERSHIP	67.000	UnitedHealth Group Incorporated	.NO	
		.00000	65-1095227		00000	00000	Ambient Healthcare, Inc.	.FL	.NIA	Ambient Holdings, Inc.	OWNERSHIP	100.000	UnitedHealth Group Incorporated	.NO	

SCHEDULE Y
PART 1A - DETAIL OF INSURANCE HOLDING COMPANY SYSTEM

1	2	3	4	5	6	7	8	9	10	11	12 Type of Control (Ownership, Board, Management, Attorney-in-Fact, Influence, Other)	13 If Control is Owner- ship Provide Percen- tage	14 Ultimate Controlling Entity(ies)/Person(s)	15 Is an SCA Filing Re- quired? (Yes/No)	16 *
Group Code	Group Name	NAIC Company Code	ID Number	Federal RSSD	CIK	Name of Securities Exchange if Publicly Traded (U.S. or International)	Names of Parent, Subsidiaries Or Affiliates	Domi- ciliary Loca- tion	Relation- ship to Reporting Entity	Directly Controlled by (Name of Entity/Person)					
		.00000	45-2161438		00000	00000	Ambient Holdings, Inc.	.DE	NIA	Optum Infusion Services 500, Inc.	OWNERSHIP	100.000	UnitedHealth Group Incorporated	.NO	
		.00000	88-2464526		00000	00000	Ambulatory Partner Holdings, LLC	.NY	NIA	SC Affiliates, LLC	OWNERSHIP	100.000	UnitedHealth Group Incorporated	.NO	
		.00000	45-4770582	0707		11494	American Health Network of Indiana Care Organization, LLC	.IN	NIA	AHN Target Holdings, LLC	OWNERSHIP	100.000	UnitedHealth Group Incorporated	.NO	
		.00000	35-1930805		00000	00000	American Health Network of Indiana II, LLC	.IN	NIA	AHN Target Holdings, LLC	OWNERSHIP	100.000	UnitedHealth Group Incorporated	.NO	
		.00000	35-2108729		00000	00000	American Health Network of Indiana, LLC	.IN	NIA	Physician(s) Owned	INFLUENCE	0.000	UnitedHealth Group Incorporated	.NO	.1
		.00000	85-2849994		00000	00000	American Health Network of Kentucky, LLC	.KY	NIA	AHN Target Holdings, LLC	OWNERSHIP	100.000	UnitedHealth Group Incorporated	.NO	
							American Health Network of Ohio Care Organization, LLC	.OH	NIA	AHN Target Holdings, LLC	OWNERSHIP	100.000	UnitedHealth Group Incorporated	.NO	
		.00000	45-4132160		00000	00000	American Health Network of Ohio II, LLC	.OH	NIA	AHN Target Holdings, LLC	OWNERSHIP	100.000	UnitedHealth Group Incorporated	.NO	
		.00000	31-1424956		00000	00000	American Health Network of Ohio, LLC	.OH	NIA	AHN Target Holdings, LLC	OWNERSHIP	100.000	UnitedHealth Group Incorporated	.NO	
		.00000	31-1424957		00000	00000	AmeriChoice Corporation	.DE	UIP	UnitedHealth Group Incorporated	OWNERSHIP	100.000	UnitedHealth Group Incorporated	.NO	
		.95497	22-3368602		00000	00000	AmeriChoice of New Jersey, Inc.	.NJ	.IA	AmeriChoice Corporation	OWNERSHIP	100.000	UnitedHealth Group Incorporated	.NO	
		.00000	98-1108620		00000	00000	Amico Saúde Ltda.	.BRA	NIA	Santa Helena Assistência Médica S.A.	OWNERSHIP	99.277	UnitedHealth Group Incorporated	.NO	
							Cemed Care – Empresa de Atendimento Clínico Geral Ltda.	.BRA	NIA	Geral Ltda.	OWNERSHIP	0.723	UnitedHealth Group Incorporated	.NO	
		.00000	98-1108620		00000	00000	Amigo Family Counseling, LLC	.OH	NIA	Refresh Mental Health, Inc.	OWNERSHIP	100.000	UnitedHealth Group Incorporated	.NO	
		.00000	20-4446058		00000	00000				Polar II Fundo de Investimento em Participações Multiestratégia	OWNERSHIP	100.000	UnitedHealth Group Incorporated	.NO	
		.00000			00000	00000	Amil Assistência Médica Internacional S.A.	.BRA	NIA	Amil Assistência Médica Internacional S.A.	OWNERSHIP	100.000	UnitedHealth Group Incorporated	.NO	
		.00000	98-1138212		00000	00000	AMIL International S.á.r.l.	.LUX	NIA		OWNERSHIP	100.000	UnitedHealth Group Incorporated	.NO	
		.00000	98-1454564		00000	00000	Análisis Clínicos ML S.A.C.	.PER	NIA	Pacífico S.A. Entidad Prestadora de Salud	OWNERSHIP	100.000	UnitedHealth Group Incorporated	.NO	
		.00000			00000	00000	Angiografia e Hemodinâmica Madre Theodora Ltda.	.BRA	NIA	Esho – Empresa de Serviços Hospitalares S.A.	OWNERSHIP	51.000	UnitedHealth Group Incorporated	.NO	
		.00000	82-5124069		00000	00000	Anne Arundel-SCA Holdings, LLC	.MD	NIA	SCA-Anne Arundel, LLC	OWNERSHIP	33.340	UnitedHealth Group Incorporated	.NO	.2
		.00000	82-4763728		00000	00000	Anne Arundel-SCA Surgicenter, LLC	.MD	NIA	Anne Arundel-SCA Holdings, LLC	OWNERSHIP	62.260	UnitedHealth Group Incorporated	.NO	.2
		.00000	36-4210293		00000	00000	Antelope Valley Surgery Center, L.P.	.CA	NIA	NSC Lancaster, LLC	OWNERSHIP	90.744	UnitedHealth Group Incorporated	.NO	
		.00000	26-3913051		00000	00000	Apothecary Holdings, Inc.	.DE	NIA	OptumRx Holdings, LLC	OWNERSHIP	100.000	UnitedHealth Group Incorporated	.NO	
		.00000	14-1890491		00000	00000	AppleCare Hospitalists Medical Group, Inc.	.CA	NIA	Physician(s) Owned	INFLUENCE	0.000	UnitedHealth Group Incorporated	.NO	.1
		.00000	45-2852872		00000	00000	AppleCare Medical ACO, LLC	.CA	NIA	AppleCare Medical Group, Inc.	OWNERSHIP	100.000	UnitedHealth Group Incorporated	.NO	.1
		.00000	33-0845269		00000	00000	AppleCare Medical Group St. Francis, Inc.	.CA	NIA	Physician(s) Owned	INFLUENCE	0.000	UnitedHealth Group Incorporated	.NO	.1
		.00000	33-0898174		00000	00000	AppleCare Medical Group, Inc.	.CA	NIA	Physician(s) Owned	INFLUENCE	0.000	UnitedHealth Group Incorporated	.NO	.1
		.00000	27-2068687		00000	00000	AppleCare Medical Management, LLC	.DE	NIA	Collaborative Care Holdings, LLC	OWNERSHIP	100.000	UnitedHealth Group Incorporated	.NO	
							APS – Assistência Personalizada à Saúde Ltda.	.BRA	NIA	Amil Assistência Médica Internacional S.A.	OWNERSHIP	100.000	UnitedHealth Group Incorporated	.NO	
		.00000	98-1399975		00000	00000	Aquitania Chilean Holding SpA	.CHL	NIA	Bordeaux UK Holdings II Limited	OWNERSHIP	100.000	UnitedHealth Group Incorporated	.NO	
		.00000	87-2065975		00000	00000	Arcadia JV Holdings, LLC	.DE	NIA	Surgicenters of Southern California, Inc.	OWNERSHIP	51.000	UnitedHealth Group Incorporated	.NO	
		.00000	75-2285078		00000	00000	Arcadia Outpatient Surgery Center, L.P.	.CA	NIA	Surgicenters of Southern California, Inc.	OWNERSHIP	24.500	UnitedHealth Group Incorporated	.NO	.2
		.00000	75-2285078		00000	00000	Arcadia Outpatient Surgery Center, L.P.	.CA	NIA	Arcadia JV Holdings, LLC	OWNERSHIP	51.000	UnitedHealth Group Incorporated	.NO	.2
		.00000	86-3124559		00000	00000	ArchWell Health MSO, LLC	.DE	NIA	ArchWell Health, LLC	OWNERSHIP	100.000	UnitedHealth Group Incorporated	.NO	
		.00000	86-3278602	0707		12756	ArchWell Health Professional Services Holding Co.	.DE	NIA	Physician(s) Owned	INFLUENCE	0.000	UnitedHealth Group Incorporated	.NO	.1
		.00000	86-3152173	0707		12155	ArchWell Health Professional Services of Alabama, LLC	.AL	NIA	ArchWell Health Professional Services Holding Co.	OWNERSHIP	100.000	UnitedHealth Group Incorporated	.NO	.1
		.00000	87-2986923		00000	00000	Archwell Health Professional Services of Arizona, LLC	.AZ	NIA	ArchWell Health Professional Services Holding Co.	OWNERSHIP	100.000	UnitedHealth Group Incorporated	.NO	.1
		.00000	86-3241870	0707		11176	Archwell Health Professional Services of Kansas, P.A.	.KS	NIA	Physician(s) Owned	INFLUENCE	0.000	UnitedHealth Group Incorporated	.NO	.1
		.00000	87-3065955		00000	00000	Archwell Health Professional Services of Nebraska, LLC	.NE	NIA	ArchWell Health Professional Services Holding Co.	OWNERSHIP	100.000	UnitedHealth Group Incorporated	.NO	.1
		.00000	88-1285211	0707		11817	Archwell Health Professional Services of Nevada, P.C.	.NV	NIA	Physician(s) Owned	INFLUENCE	0.000	UnitedHealth Group Incorporated	.NO	.1
		.00000	86-3222071		00000	00000	Archwell Health Professional Services of North Carolina, P.C.	.NC	NIA	Physician(s) Owned	INFLUENCE	0.000	UnitedHealth Group Incorporated	.NO	.1

SCHEDULE Y
PART 1A - DETAIL OF INSURANCE HOLDING COMPANY SYSTEM

1	2	3	4	5	6	7	8	9	10	11	12	13	14	15	16
Group Code	Group Name	NAIC Company Code	ID Number	Federal RSSD	CIK	Name of Securities Exchange if Publicly Traded (U.S. or International)	Names of Parent, Subsidiaries Or Affiliates	Domi-ciliary Location	Relation-ship to Reporting Entity	Directly Controlled by (Name of Entity/Person)	Type of Control (Ownership, Board, Management, Attorney-in-Fact, Influence, Other)	If Control is Owner-ship Provide Percen-tage	Ultimate Controlling Entity(ies)/Person(s)	Is an SCA Filing Re-quired? (Yes/No)	*
		.00000	86-3190019		00000	00000	ArchWell Health Professional Services of Oklahoma, LLC	OK	NIA	ArchWell Health Professional Services Holding Co.	OWNERSHIP	100.000	UnitedHealth Group Incorporated	NO	1
		.00000	85-0496329		00000	00000	ArchWell Health, LLC	DE	NIA	Optum Growth Partners, LLC	OWNERSHIP	99.600	UnitedHealth Group Incorporated	NO	
		.00000	46-4843100		00000	00000	Arise Physician Group	TX	NIA	SCA Austin Holdings, LLC	OWNERSHIP	100.000	UnitedHealth Group Incorporated	NO	
		.00000	86-0813232		00000	00000	Arizona Physicians IPA, Inc.	AZ	IA	UnitedHealthcare, Inc.	OWNERSHIP	100.000	UnitedHealth Group Incorporated	NO	
		.00000	75-2055800		00000	00000	Arlington Surgery Center, LLC	TX	NIA	Surgical Care Affiliates, LLC	INFLUENCE	0.000	UnitedHealth Group Incorporated	NO	
		.00000	33-0658815		00000	00000	ARTA Western California, Inc.	CA	NIA	Physician(s) Owned	INFLUENCE	0.000	UnitedHealth Group Incorporated	NO	1
		.00000	46-3907136		00000	00000	ASC Holdings of New Jersey, LLC	NJ	NIA	SC Affiliates, LLC	OWNERSHIP	80.410	UnitedHealth Group Incorporated	NO	
		.00000	95-4348431		00000	00000	ASC Network, LLC	DE	NIA	Surgical Care Affiliates, LLC	OWNERSHIP	100.000	UnitedHealth Group Incorporated	NO	
		.00000	04-3403101		00000	00000	Aspectus, Inc.	MA	NIA	Reliant Medical Group, Inc.	OWNERSHIP	100.000	UnitedHealth Group Incorporated	NO	1
		.00000			00000	00000	Associação Lusiadas Knowledge Center – Health Education and Research	PRT	NIA	Clínica Médico Cirúrgica de Santa Tecla, S.A.	OWNERSHIP	25.000	UnitedHealth Group Incorporated	NO	
		.00000			00000	00000	Associação Lusiadas Knowledge Center – Health Education and Research	PRT	NIA	Lusiadas, SGPS, S.A.	OWNERSHIP	25.000	UnitedHealth Group Incorporated	NO	
		.00000			00000	00000	Associação Lusiadas Knowledge Center – Health Education and Research	PRT	NIA	CLISA – Clínica de Santo António, S.A.	OWNERSHIP	25.000	UnitedHealth Group Incorporated	NO	
		.00000			69647	00000	Associação Lusiadas Knowledge Center – Health Education and Research	PRT	NIA	Lusiadas, S.A.	OWNERSHIP	25.000	UnitedHealth Group Incorporated	NO	
		.00000	87-1477698		00000	00000	ASV-HOPCo-SCA Cornerstone, LLC	FL	NIA	PPH Holdings, LLC	OWNERSHIP	100.000	UnitedHealth Group Incorporated	NO	
		.00000	87-3912899		00000	00000	ASV-HOPCo-SCA Florida, LLC	FL	NIA	SCA-First Coast, LLC	OWNERSHIP	39.220	UnitedHealth Group Incorporated	NO	2
		.00000			00000	00000	Atrius Health, Inc.	MA	NIA	Physician(s) Owned	INFLUENCE	0.000	UnitedHealth Group Incorporated	NO	1
		.00000	87-1803974		00000	00000	Atrius MSO, LLC	DE	NIA	Collaborative Care Holdings, LLC	OWNERSHIP	100.000	UnitedHealth Group Incorporated	NO	
		.00000	47-0990056		00000	00000	Audax Health Solutions, LLC	DE	NIA	Rally Health, Inc.	OWNERSHIP	100.000	UnitedHealth Group Incorporated	NO	
		.00000	87-1746405		00000	00000	Aventura Medical Tower Surgery Center, LLC	FL	NIA	SCA Aventura Holdings, LLC	OWNERSHIP	51.000	UnitedHealth Group Incorporated	NO	
		.00000	84-5191428		00000	00000	Avery Parent Holdings, Inc.	DE	NIA	OptumHealth Holdings, LLC	OWNERSHIP	91.265	UnitedHealth Group Incorporated	NO	
		.00000	20-4057813		00000	00000	Aveta Inc.	DE	NIA	Collaborative Care Holdings, LLC	OWNERSHIP	100.000	UnitedHealth Group Incorporated	NO	
		.00000	30-0842394		00000	00000	AxelaCare Intermediate Holdings, LLC	DE	NIA	OptumRx, Inc.	OWNERSHIP	100.000	UnitedHealth Group Incorporated	NO	
		.00000	61-1708598		11068	00000	AxelaCare, LLC	DE	NIA	AxelaCare Intermediate Holdings, LLC	OWNERSHIP	100.000	UnitedHealth Group Incorporated	NO	
		.00000	72-1097827		00000	00000	B.R.A.S.S. Partnership in Commendam	LA	NIA	Surgery Center Holding, LLC	OWNERSHIP	61.190	UnitedHealth Group Incorporated	NO	
		.00000	98-1462787		00000	00000	Banmédica Colombia S.A.S.	COL	NIA	Banmédica Internacional SpA	OWNERSHIP	100.000	UnitedHealth Group Incorporated	NO	
		.00000	98-1444151		00000	00000	Banmédica Internacional SpA	CHL	NIA	Banmédica S.A.	OWNERSHIP	99.000	UnitedHealth Group Incorporated	NO	
		.00000	98-1444151		00000	00000	Banmédica Internacional SpA	CHL	NIA	Saden S.A.	OWNERSHIP	1.000	UnitedHealth Group Incorporated	NO	
		.00000	98-1444127		00000	00000	Banmédica S.A.	CHL	NIA	Bordeaux Holding SpA	OWNERSHIP	99.390	UnitedHealth Group Incorporated	NO	
		.00000	47-2083076		00000	00000	Beach Surgical Holdings II, LLC	CA	NIA	SCA Surgicare of Laguna Hills, LLC	OWNERSHIP	49.000	UnitedHealth Group Incorporated	NO	2
		.00000	47-4504390		00000	00000	Beach Surgical Holdings III, LLC	CA	NIA	Surgicare of La Veta, Inc.	OWNERSHIP	61.730	UnitedHealth Group Incorporated	NO	
		.00000	37-1708521		00000	00000	Beach Surgical Holdings LLC	CA	NIA	SCA Surgicare of Laguna Hills, LLC	OWNERSHIP	49.000	UnitedHealth Group Incorporated	NO	2
		.00000	33-0645967		00000	00000	Beaver Medical Group, P.C.	CA	NIA	MH Physician Three Holdco, a Medical Corporation	OWNERSHIP	100.000	UnitedHealth Group Incorporated	NO	1
		.00000	88-0267857		00000	00000	Behavioral Healthcare Options, Inc.	NV	NIA	Sierra Health Services, Inc.	OWNERSHIP	100.000	UnitedHealth Group Incorporated	NO	
		.00000	04-3316367		00000	00000	Behavioral Solutions, P.C.	MA	NIA	Physician(s) Owned	INFLUENCE	0.000	UnitedHealth Group Incorporated	NO	1
		.00000	42-1485537		00000	00000	Benefit Administration for the Self Employed, L.L.C.	IA	NIA	HealthMarkets, LLC	OWNERSHIP	100.000	UnitedHealth Group Incorporated	NO	
		.00000	46-1134506		00000	00000	Benefitter Insurance Solutions, Inc.	DE	NIA	HealthMarkets Insurance Agency, Inc.	OWNERSHIP	100.000	UnitedHealth Group Incorporated	NO	
		.00000	22-2848531		00000	00000	Bergen-Passaic Cataract Laser and Surgery Center, LLC	DE	NIA	Virtua-SCA Holdings, LLC	OWNERSHIP	53.631	UnitedHealth Group Incorporated	NO	2
		.00000	47-4349079		00000	00000	Better Health Value Network, LLC	IA	NIA	Physician(s) Owned	INFLUENCE	0.000	UnitedHealth Group Incorporated	NO	1
		.00000	22-3858211		00000	00000	Bexar Imaging Center, LLC	TX	NIA	WellMed Networks, Inc.	OWNERSHIP	100.000	UnitedHealth Group Incorporated	NO	1
		.00000			00000	00000	Bind Re, Inc.	AZ	NIA	Bind Benefits, Inc.	OWNERSHIP	100.000	UnitedHealth Group Incorporated	NO	
		.00000	63-0984076		00000	00000	Birmingham Outpatient Surgery Center, Ltd.	AL	NIA	Birmingham Outpatient Surgical Center, LLC	OWNERSHIP	32.352	UnitedHealth Group Incorporated	NO	2
		.00000	63-0847380		00000	00000	Birmingham Outpatient Surgical Center, LLC	DE	NIA	Surgery Center Holding, LLC	OWNERSHIP	100.000	UnitedHealth Group Incorporated	NO	
		.00000	47-4758895		00000	00000	Bloomfield ASC, LLC	CT	NIA	SCA Bloomfield Holdings, LLC	OWNERSHIP	49.000	UnitedHealth Group Incorporated	NO	2
		.00000	62-1530122		00000	00000	Blue Ridge Day Surgery Center, L.P.	TN	NIA	Blue Ridge GP, LLC	OWNERSHIP	34.635	UnitedHealth Group Incorporated	NO	2
		.00000	27-2241593		00000	00000	Blue Ridge GP, LLC	NC	NIA	SCA-Blue Ridge, LLC	OWNERSHIP	100.000	UnitedHealth Group Incorporated	NO	

SCHEDULE Y
PART 1A - DETAIL OF INSURANCE HOLDING COMPANY SYSTEM

1	2	3	4	5	6	7	8	9	10	11	12	13	14	15	16
Group Code	Group Name	NAIC Company Code	ID Number	Federal RSSD	CIK	Name of Securities Exchange if Publicly Traded (U.S. or International)	Names of Parent, Subsidiaries Or Affiliates	Domi-ciliary Location	Relation-ship to Reporting Entity	Directly Controlled by (Name of Entity/Person)	Type of Control (Ownership, Board, Management, Attorney-in-Fact, Influence, Other)	If Control is Owner-ship Provide Percen-tage	Ultimate Controlling Entity(ies)/Person(s)	Is an SCA Filing Re-quired? (Yes/No)	*
		.00000	65-0241934		00000	00000	Boca Raton Outpatient Surgery & Laser Center, LTD.	.FL	NIA	Surgery Center of Boca Raton, Inc.	OWNERSHIP	.24.000	UnitedHealth Group Incorporated	.NO	.2
		.00000	46-4213826		00000	00000	Body Image Therapy Center Intensive LLC	.MD	NIA	Refresh Mental Health, Inc.	OWNERSHIP	.100.000	UnitedHealth Group Incorporated	.NO	
		.00000	98-1396690		00000	00000	Bordeaux (Barbados) Holdings I, SRL	.BRB	NIA	FrontierMEDEX US, Inc.	OWNERSHIP	.100.000	UnitedHealth Group Incorporated	.NO	
		.00000	98-1396559		00000	00000	Bordeaux (Barbados) Holdings II, SRL	.BRB	NIA	Bordeaux (Barbados) Holdings I, SRL	OWNERSHIP	.100.000	UnitedHealth Group Incorporated	.NO	
		.00000	98-1403634		00000	00000	Bordeaux (Barbados) Holdings III, S.r.l.	.BRB	NIA	UHG Holdings UK IV Limited	OWNERSHIP	.100.000	UnitedHealth Group Incorporated	.NO	
		.00000	98-1398490		00000	00000	Bordeaux Holding SpA	.CHL	NIA	Aquitania Chilean Holding SpA	OWNERSHIP	.100.000	UnitedHealth Group Incorporated	.NO	
		.00000	82-3147824		00000	00000	Bordeaux International Holdings, Inc.	.DE	NIA	UnitedHealth Group Incorporated	OWNERSHIP	.100.000	UnitedHealth Group Incorporated	.NO	
		.00000	98-1390574		00000	00000	Bordeaux UK Holdings I Limited	.GBR	NIA	FrontierMEDEX US, Inc.	OWNERSHIP	.96.705	UnitedHealth Group Incorporated	.NO	
		.00000	98-1390574		00000	00000	Bordeaux UK Holdings I Limited	.GBR	NIA	Bordeaux International Holdings, Inc.	OWNERSHIP	.3.295	UnitedHealth Group Incorporated	.NO	
		.00000	98-1391914		00000	00000	Bordeaux UK Holdings II Limited	.GBR	NIA	Bordeaux UK Holdings I Limited	OWNERSHIP	.100.000	UnitedHealth Group Incorporated	.NO	
		.00000	98-1389224		00000	00000	Bordeaux UK Holdings III Limited	.GBR	NIA	Bordeaux UK Holdings II Limited	OWNERSHIP	.100.000	UnitedHealth Group Incorporated	.NO	
		.00000	98-1112673		00000	00000	Bosque Medical Center Ltda.	.BRA	NIA	Amil Assistência Médica Internacional S.A.	OWNERSHIP	.83.089	UnitedHealth Group Incorporated	.NO	
		.00000	98-1112673		00000	00000	Bosque Medical Center Ltda.	.BRA	NIA	Esho – Empresa de Serviços Hospitalares S.A.	OWNERSHIP	.16.911	UnitedHealth Group Incorporated	.NO	
		.00000	20-2387834		00000	00000	Brandon Ambulatory Surgery Center, LC	.FL	NIA	Endoscopy Center Affiliates, Inc.	OWNERSHIP	.1.000	UnitedHealth Group Incorporated	.NO	
		.00000	20-2387834		00000	00000	Brandon Ambulatory Surgery Center, LC	.FL	NIA	SCA-Brandon, LLC	OWNERSHIP	.95.880	UnitedHealth Group Incorporated	.NO	
		.00000	20-2387834		00000	00000	Brandon Ambulatory Surgery Center, LC	.FL	NIA	SC Affiliates, LLC	OWNERSHIP	.3.120	UnitedHealth Group Incorporated	.NO	
		.00000	90-0884047		00000	00000	BriovaRx Infusion Services 102, LLC	.DE	NIA	Optum Infusion Services 500, Inc.	OWNERSHIP	.100.000	UnitedHealth Group Incorporated	.NO	
		.00000	11-3647935		00000	00000	BriovaRx of Florida, Inc.	.DE	NIA	OptumRx PBM of Illinois, Inc.	OWNERSHIP	.100.000	UnitedHealth Group Incorporated	.NO	
		.00000	01-0516051		00000	00000	BriovaRx of Maine, Inc.	.ME	NIA	OptumRx PBM of Illinois, Inc.	OWNERSHIP	.100.000	UnitedHealth Group Incorporated	.NO	
		.00000	27-3331130		00000	00000	BriovaRx of Massachusetts, LLC	.MA	NIA	OptumRx PBM of Illinois, Inc.	OWNERSHIP	.100.000	UnitedHealth Group Incorporated	.NO	
		.00000	47-4278378		00000	00000	Cabin Enterprises, LLC	.DE	NIA	Cabin Holdings, LLC	OWNERSHIP	.100.000	UnitedHealth Group Incorporated	.NO	
		.00000	47-4264867		00000	00000	Cabin Holdings, LLC	.DE	NIA	United HealthCare Services, Inc.	OWNERSHIP	.100.000	UnitedHealth Group Incorporated	.NO	
		.00000	20-1711131		00000	00000	California Medical Group Insurance Company, Risk Retention Group	.AZ	NIA	OptumCare Management, LLC	OWNERSHIP	.67.010	UnitedHealth Group Incorporated	.NO	
		.00000	81-0881243		00000	00000	California Spring Holdings, PC	.CA	NIA	Physician(s) Owned	INFLUENCE	.0.000	UnitedHealth Group Incorporated	.NO	.1
		.00000	52-1597478		00000	00000	Camp Hill Ambulatory Centers	.PA	NIA	Endoscopy Center Affiliates, Inc.	OWNERSHIP	.1.000	UnitedHealth Group Incorporated	.NO	.2
		.00000	52-1597478		00000	00000	Camp Hill Ambulatory Centers	.PA	NIA	Camp Hill–SCA Centers, LLC	OWNERSHIP	.99.000	UnitedHealth Group Incorporated	.NO	.2
		.00000	52-1597484		00000	00000	Camp Hill–SCA Centers, LLC	.DE	NIA	SC Affiliates, LLC	OWNERSHIP	.100.000	UnitedHealth Group Incorporated	.NO	
		.00000	27-3955254		00000	00000	Capital City Medical Group, L.L.C.	.LA	NIA	UnitedHealthcare, Inc.	OWNERSHIP	.100.000	UnitedHealth Group Incorporated	.NO	
		.00000	14-1940881		00000	00000	Capstone Behavioral Health, Inc.	.NE	NIA	Refresh Mental Health, Inc.	OWNERSHIP	.100.000	UnitedHealth Group Incorporated	.NO	
		.00000	47-1130641		00000	00000	Carbondale Counseling Associates LLC	.IL	NIA	Physician(s) Owned	INFLUENCE	.0.000	UnitedHealth Group Incorporated	.NO	.1
		.00000			00000	00000	Cardinal Holding Company, LLC	.DE	NIA	Collaborative Care Holdings, LLC	OWNERSHIP	.100.000	UnitedHealth Group Incorporated	.NO	
		.12558	45-4976934		00000	00000	Care Improvement Plus of Texas Insurance Company	.TX	.IA	XLHealth Corporation	OWNERSHIP	.100.000	UnitedHealth Group Incorporated	.NO	
		.12567	20-3888112		00000	00000	Care Improvement Plus South Central Insurance Company	.AR	.IA	XLHealth Corporation	OWNERSHIP	.100.000	UnitedHealth Group Incorporated	.NO	
		.14041	27-5038136		00000	00000	Care Improvement Plus Wisconsin Insurance Company	.WI	.IA	XLHealth Corporation	OWNERSHIP	.100.000	UnitedHealth Group Incorporated	.NO	
		.00000	83-0585009		00000	00000	Care Logistics, LLC	.DE	NIA	Penzo Enterprises, LLC	OWNERSHIP	.100.000	UnitedHealth Group Incorporated	.NO	
		.00000			00000	00000	CareMount Dental Member, LLC	.DE	NIA	CareMount Health Solutions, LLC	OWNERSHIP	.100.000	UnitedHealth Group Incorporated	.NO	
		.00000			00000	00000	CareMount Health Solutions ACO, LLC	.NY	NIA	CareMount Medical, P.C.	OWNERSHIP	.100.000	UnitedHealth Group Incorporated	.NO	.1
		.00000	83-3555743		00000	00000	CareMount Health Solutions Employer, LLC	.DE	NIA	CareMount Holding, LLC	OWNERSHIP	.1.000	UnitedHealth Group Incorporated	.NO	
		.00000	83-3555743		00000	00000	CareMount Health Solutions Employer, LLC	.DE	NIA	CareMount Health Solutions, LLC	OWNERSHIP	.99.000	UnitedHealth Group Incorporated	.NO	
		.00000	38-4103290		00000	00000	Collaborative Care Holdings, LLC	.DE	NIA	Collaborative Care Holdings, LLC	OWNERSHIP	.16.320	UnitedHealth Group Incorporated	.NO	
		.00000	38-4103290		00000	00000	CareMount Health Solutions, LLC	.DE	NIA	Cardinal Holding Company, LLC	OWNERSHIP	.63.680	UnitedHealth Group Incorporated	.NO	
		.00000	82-1419537		00000	00000	CareMount Holding, LLC	.NY	NIA	CareMount Health Solutions, LLC	OWNERSHIP	.100.000	UnitedHealth Group Incorporated	.NO	
		.00000	13-3544120		00000	00000	CareMount Medical, P.C.	.NY	NIA	Physician(s) Owned	INFLUENCE	.0.000	UnitedHealth Group Incorporated	.NO	.1
		.00000	84-3984124		00000	00000	CareMount Value Partners IPA, LLC	.NY	NIA	CareMount Health Solutions, LLC	OWNERSHIP	.100.000	UnitedHealth Group Incorporated	.NO	
		.00000	56-1780933		00000	00000	Carolina Behavioral Care, P.A.	.NC	NIA	Physician(s) Owned	INFLUENCE	.0.000	UnitedHealth Group Incorporated	.NO	.1
		.00000	52-2072546		00000	00000	Carroll Counseling Center LLC	.MD	NIA	Physician(s) Owned	INFLUENCE	.0.000	UnitedHealth Group Incorporated	.NO	.1
		.00000	98-1328471		00000	00000	Casa de Saúde Santa Therezinha Ltda.	.BRA	NIA	Hospital Alvorada Taguatinga Ltda.	OWNERSHIP	.100.000	UnitedHealth Group Incorporated	.NO	

SCHEDULE Y
PART 1A - DETAIL OF INSURANCE HOLDING COMPANY SYSTEM

1	2	3	4	5	6	7	8	9	10	11	12	13	14	15	16
Group Code	Group Name	NAIC Company Code	ID Number	Federal RSSD	CIK	Name of Securities Exchange if Publicly Traded (U.S. or International)	Names of Parent, Subsidiaries Or Affiliates	Domi-ciliary Location	Relation-ship to Reporting Entity	Directly Controlled by (Name of Entity/Person)	Type of Control (Ownership, Board, Management, Attorney-in-Fact, Influence, Other)	If Control is Owner-ship Provide Percen-tage	Ultimate Controlling Entity(ies)/Person(s)	Is an SCA Filing Re-quired? (Yes/No)	*
		.00000	98-1328471	0707		95482	Casa de Saúde Santa Therezinha Ltda.	.BRA	NIA	Esho – Empresa de Serviços Hospitalares S.A.	OWNERSHIP	.0.000	UnitedHealth Group Incorporated	.NO	
		.00000	82-5207935		00000	00000	Castle Rock SurgiCenter, LLC	.CO	NIA	SCA-Castle Rock, LLC	OWNERSHIP	.51.000	UnitedHealth Group Incorporated	.NO	
		.00000	20-5807941		00000	00000	Catalyst360, LLC	.DE	NIA	Optum Services, Inc.	OWNERSHIP	.100.000	UnitedHealth Group Incorporated	.NO	
		.00000	98-1325466		00000	00000	Catamaran 2 Unlimited Company	.IRL	NIA	UnitedHealthcare International VIII S.à r.l.	OWNERSHIP	.100.000	UnitedHealth Group Incorporated	.NO	
		.00000			00000	00000	Catamaran Finance (Ireland) Unlimited Company	.IRL	NIA	Catamaran S.à.r.l.	OWNERSHIP	.100.000	UnitedHealth Group Incorporated	.NO	
		.00000								UnitedHealthcare International II S.à r.l.					
		.00000	98-1069737		00000	00000	Catamaran S.à.r.l.	.LUX	NIA		OWNERSHIP	.100.000	UnitedHealth Group Incorporated	.NO	
		.00000	82-1715584		00000	00000	CCEC Anesthesia Management, LLC	.TX	NIA	Corpus Christi Endoscopy Center, L.L.P.	OWNERSHIP	.100.000	UnitedHealth Group Incorporated	.NO	2
		.00000			00000	00000	CDC Holdings Colombia S.A.S.	.COL	NIA	Bordeaux UK Holdings II Limited	OWNERSHIP	.100.000	UnitedHealth Group Incorporated	.NO	
		.00000	85-3868373		00000	00000	Cedar Park JV Partners, LLC	.TX	NIA	SCA Cedar Park Holdings, LLC	OWNERSHIP	.43.700	UnitedHealth Group Incorporated	.NO	2
		.00000	27-2533497		00000	00000	Cedar Park Surgery Center, LLC	.TX	NIA	Cedar Park JV Partners, LLC	OWNERSHIP	.35.500	UnitedHealth Group Incorporated	.NO	2
		.00000	27-2533497		00000	00000	Cedar Park Surgery Center, LLC	.TX	NIA	SCA Cedar Park Holdings, LLC	OWNERSHIP	.19.660	UnitedHealth Group Incorporated	.NO	2
							Cemed Care – Empresa de Atendimento Clínico			Esho – Empresa de Serviços Hospitalares					
		.00000	98-1111491		00000	00000	Geral Ltda.	.BRA	NIA	S.A.	OWNERSHIP	.0.000	UnitedHealth Group Incorporated	.NO	
							Cemed Care – Empresa de Atendimento Clínico			Amil Assistência Médica Internacional S.A.					
		.00000	98-1111491		00000	00000	Geral Ltda.	.BRA	NIA		OWNERSHIP	.100.000	UnitedHealth Group Incorporated	.NO	
		.00000			00000	00000	Center for Quality Improvement, LLC	.DE	NIA	OptumRx Holdings, LLC	OWNERSHIP	.100.000	UnitedHealth Group Incorporated	.NO	
							Center for Restorative Surgery at Maple Grove, LLC								
		.00000	85-3324771		00000	00000		.MN	NIA	SCA Maple Grove Holdings, LLC	OWNERSHIP	.52.023	UnitedHealth Group Incorporated	.NO	2
							Centers for Family Medicine, GP	.CA	NIA	MH Physician Three Holdco, a Medical Corporation	OWNERSHIP	.99.000	UnitedHealth Group Incorporated	.NO	1
		.00000	33-0483510		00000	00000	CentrifyHealth, LLC	.DE	NIA	UnitedHealth Group Incorporated	OWNERSHIP	.100.000	UnitedHealth Group Incorporated	.NO	
							Centro de Entrenamiento Capacitación en Reanimación SpA	.CHL	NIA	Clínica Dávila y Servicios Médicos S.p.A.	OWNERSHIP	.99.000	UnitedHealth Group Incorporated	.NO	
							Centro de Entrenamiento Capacitación en Reanimación SpA	.CHL	NIA	Servicios Integrados de Salud Ltda.	OWNERSHIP	.1.000	UnitedHealth Group Incorporated	.NO	
							Centro de Servicios Compartidos Banmédica SpA	.CHL	NIA	Banmédica S.A.	OWNERSHIP	.99.900	UnitedHealth Group Incorporated	.NO	
		.00000	98-1450490		00000	00000	Centro de Servicios Compartidos Banmédica SpA								
		.00000	98-1450490		00000	00000		.CHL	NIA	Constructora Inmobiliaria Magapoq S.A.	OWNERSHIP	.0.100	UnitedHealth Group Incorporated	.NO	
		.00000			00000	00000	Centro Médico Hospitalar Pitangueiras Ltda.	.BRA	NIA	Hospital Alvorada Taguatinga Ltda.	OWNERSHIP	.0.000	UnitedHealth Group Incorporated	.NO	
										Esho – Empresa de Serviços Hospitalares					
		.00000			00000	00000	Centro Médico Hospitalar Pitangueiras Ltda.	.BRA	NIA	S.A.	OWNERSHIP	.100.000	UnitedHealth Group Incorporated	.NO	
		.00000	98-1457197		00000	00000	Centro Odontológico Americano S.A.C.	.PER	NIA	Pacifico S.A. Entidad Prestadora de Salud	OWNERSHIP	.80.000	UnitedHealth Group Incorporated	.NO	
		.00000	98-1451635		00000	00000	Centromed Quilpué S.A.	.CHL	NIA	Administradora Médica Centromed S.A.	OWNERSHIP	.93.450	UnitedHealth Group Incorporated	.NO	
					00000	00000	Centros Médicos y Dentales Multimed Ltda.	.CHL	NIA	Onesa SpA	OWNERSHIP	.99.990	UnitedHealth Group Incorporated	.NO	
					00000	00000	Centros Médicos y Dentales Multimed Ltda.	.CHL	NIA	Clínica Dávila y Servicios Médicos S.p.A.	OWNERSHIP	.0.010	UnitedHealth Group Incorporated	.NO	
		.42765	42-1194107		00000	00000	Centurion Casualty Company	.NE	IA	Specialty Benefits, LLC	OWNERSHIP	.100.000	UnitedHealth Group Incorporated	.NO	
		.00000	46-1454664		00000	00000	Channel Islands Surgicenter Properties, LLC	.DE	NIA	SCA Holding Company, Inc.	OWNERSHIP	.62.743	UnitedHealth Group Incorporated	.NO	
							Charleston Surgery Center Limited Partnership								
		.00000	58-1709761		00000	00000		.SC	NIA	SCA-Charleston, LLC	OWNERSHIP	.25.056	UnitedHealth Group Incorporated	.NO	2
		.00000	56-1449531		00000	00000	Charlotte Surgery Center, LLC	.NC	NIA	Charlotte-SC, LLC	OWNERSHIP	.16.279	UnitedHealth Group Incorporated	.NO	2
		.00000	62-1262567		00000	00000	Charlotte-SC, LLC	.DE	NIA	SC Affiliates, LLC	OWNERSHIP	.100.000	UnitedHealth Group Incorporated	.NO	
		.00000	82-4075002		00000	00000	Chatham Orthopaedic ASC, LLC	.GA	NIA	SCA-Chatham, LLC	OWNERSHIP	.15.000	UnitedHealth Group Incorporated	.NO	2
		.00000	26-2389638		00000	00000	Childrens Surgery Center LLC	.FL	NIA	SCA-Central Florida, LLC	OWNERSHIP	.51.000	UnitedHealth Group Incorporated	.NO	
		.00000	87-2440218		00000	00000	Cielo House, Inc.	.CA	NIA	Physician(s) Owned	INFLUENCE	.0.000	UnitedHealth Group Incorporated	.NO	1
		.00000	62-1510209		00000	00000	Citrus Regional Surgery Center, L.P.	.TN	NIA	SCA-Citrus, Inc.	OWNERSHIP	.57.000	UnitedHealth Group Incorporated	.NO	
		.00000	27-0204579		00000	00000	Claims Management Systems, Inc.	.FL	NIA	Solstice Benefits, Inc.	OWNERSHIP	.100.000	UnitedHealth Group Incorporated	.NO	
		.00000	20-3742012		00000	00000	Cleburne Surgical Center, LLC	.TX	NIA	Surgical Care Affiliates, LLC	INFLUENCE	.0.000	UnitedHealth Group Incorporated	.NO	
		.00000	98-1459640		00000	00000	Clínica Alameda SpA	.CHL	NIA	Saden S.A.	OWNERSHIP	.0.200	UnitedHealth Group Incorporated	.NO	
		.00000	98-1459640		00000	00000	Clínica Alameda SpA	.CHL	NIA	Vida Integra S.p.A.	OWNERSHIP	.99.800	UnitedHealth Group Incorporated	.NO	

SCHEDULE Y
PART 1A - DETAIL OF INSURANCE HOLDING COMPANY SYSTEM

1	2	3	4	5	6	7	8	9	10	11	12	13	14	15	16
Group Code	Group Name	NAIC Company Code	ID Number	Federal RSSD	CIK	Name of Securities Exchange if Publicly Traded (U.S. or International)	Names of Parent, Subsidiaries Or Affiliates	Domi-ciliary Location	Relation-ship to Reporting Entity	Directly Controlled by (Name of Entity/Person)	Type of Control (Ownership, Board, Management, Attorney-in-Fact, Influence, Other)	If Control is Owner-ship Provide Percen-tage	Ultimate Controlling Entity(ies)/Person(s)	Is an SCA Filing Re-quired? (Yes/No)	*
		.00000	98-1443171			00000	Clínica Bío Bío SpA	.CHL	NIA	Banmédica S.A.	OWNERSHIP	0.000	UnitedHealth Group Incorporated	.NO	
		.00000	98-1443171			00000	Clínica Bío Bío SpA	.CHL	NIA	Inversiones Clínicas Santa María SpA	OWNERSHIP	100.000	UnitedHealth Group Incorporated	.NO	
		.00000	98-1442191			00000	Clínica Ciudad del Mar S.A.	.CHL	NIA	Inversiones Clínicas Santa María SpA	OWNERSHIP	100.000	UnitedHealth Group Incorporated	.NO	
		.00000	98-1442191			00000	Clínica Ciudad del Mar S.A.	.CHL	NIA	Banmédica S.A.	OWNERSHIP	0.000	UnitedHealth Group Incorporated	.NO	
		.00000	98-1446132			00000	Clínica Dávila y Servicios Médicos S.p.A.	.CHL	NIA	Banmédica S.A.	OWNERSHIP	99.998	UnitedHealth Group Incorporated	.NO	
		.00000	98-1446132			00000	Clínica Dávila y Servicios Médicos S.p.A.	.CHL	NIA	Clínica Santa María S.p.A.	OWNERSHIP	0.002	UnitedHealth Group Incorporated	.NO	
		.00000				00000	Clínica del Country S.A.S.	.COL	NIA	Banmédica Internacional SpA	OWNERSHIP	50.000	UnitedHealth Group Incorporated	.NO	
		.00000				00000	Clínica del Country S.A.S.	.COL	NIA	CDC Holdings Colombia S.A.S.	OWNERSHIP	50.000	UnitedHealth Group Incorporated	.NO	
		.00000				00000	Clínica Médico Cirúrgica de Santa Tecla, S.A.								
		.00000	98-1350667			00000		.PRT	NIA	Lusiadas, SGPS, S.A.	OWNERSHIP	96.330	UnitedHealth Group Incorporated	.NO	
		.00000	98-1462343			00000	Clínica San Felipe S.A.	.PER	NIA	Pacifico S.A. Entidad Prestadora de Salud	OWNERSHIP	93.740	UnitedHealth Group Incorporated	.NO	
		.00000	98-1455936			00000	Clínica Sánchez Ferrer S.A.	.PER	NIA	Pacifico S.A. Entidad Prestadora de Salud	OWNERSHIP	100.000	UnitedHealth Group Incorporated	.NO	
		.00000	98-1442754			00000	Clínica Santa María S.p.A.	.CHL	NIA	Banmédica S.A.	OWNERSHIP	99.510	UnitedHealth Group Incorporated	.NO	
		.00000	98-1442745			00000	Clínica Vespucio S.A.	.CHL	NIA	Inversiones Clínicas Santa María SpA	OWNERSHIP	100.000	UnitedHealth Group Incorporated	.NO	
		.00000	98-1442745			00000	Clínica Vespucio S.A.	.CHL	NIA	Banmédica S.A.	OWNERSHIP	0.000	UnitedHealth Group Incorporated	.NO	
		.00000	46-2879718			00000	Clinical Partners of Colorado Springs, LLC	.CO	NIA	OptumCare Colorado, LLC	OWNERSHIP	50.000	UnitedHealth Group Incorporated	.NO	
		.00000	20-2236024			00000	Clinton Partners, LLC	.MI	NIA	HFHS-SCA Holdings, LLC	OWNERSHIP	52.800	UnitedHealth Group Incorporated	.NO	2
		.00000	98-1350671			00000	CLISA – Clínica de Santo António, S.A.	.PRT	NIA	Lusiadas, SGPS, S.A.	OWNERSHIP	90.000	UnitedHealth Group Incorporated	.NO	
							CMO – Centro Médico de Oftalmologia S/S Ltda.								
		.00000	98-1337968			00000		.BRA	NIA	Hospital Alvorada Taguatinga Ltda.	OWNERSHIP	99.000	UnitedHealth Group Incorporated	.NO	
							CMO – Centro Médico de Oftalmologia S/S Ltda.								
		.00000	98-1337968			00000		.BRA	NIA	Lotten-Eyes Oftalmologia Clinica e Cirurgica Ltda.	OWNERSHIP	1.000	UnitedHealth Group Incorporated	.NO	
							CMS – Central de Manipulação e Serviços Farmacêuticos Ltda.								
		.00000	98-1277015			00000		.BRA	NIA	Esho – Empresa de Serviços Hospitalares S.A.	OWNERSHIP	0.010	UnitedHealth Group Incorporated	.NO	
							CMS – Central de Manipulação e Serviços Farmacêuticos Ltda.								
		.00000	98-1277015			00000		.BRA	NIA	COI – Clínicas Oncológicas Integradas S.A.	OWNERSHIP	99.990	UnitedHealth Group Incorporated	.NO	
							Coalition for Advanced Pharmacy Services, Inc.								
		.00000	27-1193028			00000		.DE	NIA	OptumRx Health Solutions, LLC	OWNERSHIP	93.266	UnitedHealth Group Incorporated	.NO	
							Coalition for Advanced Pharmacy Services, Inc.								
		.00000	27-1193028			00000		.DE	NIA	Optum Hospice Pharmacy Services, LLC	OWNERSHIP	1.277	UnitedHealth Group Incorporated	.NO	
							Coalition for Advanced Pharmacy Services, Inc.								
		.00000	27-1193028			00000		.DE	NIA	OptumRx Home Delivery of Ohio, LLC	OWNERSHIP	0.116	UnitedHealth Group Incorporated	.NO	
							Coalition for Advanced Pharmacy Services, Inc.								
		.00000	27-1193028			00000		.DE	NIA	OptumRx PBM of Maryland, LLC	OWNERSHIP	5.341	UnitedHealth Group Incorporated	.NO	
		.00000	54-1565791			00000	Coastal Counseling Center, Inc.	.VA	NIA	Refresh Mental Health, Inc.	OWNERSHIP	100.000	UnitedHealth Group Incorporated	.NO	
		.00000	98-1444067			00000	Cobranzas Banmédica SpA	.CHL	NIA	Saden S.A.	OWNERSHIP	0.000	UnitedHealth Group Incorporated	.NO	
		.00000	98-1444067			00000	Cobranzas Banmédica SpA	.CHL	NIA	Banmédica S.A.	OWNERSHIP	100.000	UnitedHealth Group Incorporated	.NO	
							Cognitive-Behavioral Therapy Center of Western North Carolina, P.A.								
		.00000	20-3056794			00000		.NC	NIA	Physician(s) Owned	INFLUENCE	0.000	UnitedHealth Group Incorporated	.NO	1
		.00000	98-1276040			00000	COI – Clínicas Oncológicas Integradas S.A.	.BRA	NIA	Esho – Empresa de Serviços Hospitalares S.A.	OWNERSHIP	100.000	UnitedHealth Group Incorporated	.NO	
		.00000	27-2337616			00000	Collaborative Care Holdings, LLC	.DE	NIA	OptumHealth Holdings, LLC	OWNERSHIP	100.000	UnitedHealth Group Incorporated	.NO	
		.00000	27-2337487			00000	Collaborative Care Services, Inc.	.DE	NIA	Collaborative Care Holdings, LLC	OWNERSHIP	100.000	UnitedHealth Group Incorporated	.NO	
		.00000	45-2614005			00000	Collaborative Realty, LLC	.NY	NIA	Collaborative Care Holdings, LLC	OWNERSHIP	100.000	UnitedHealth Group Incorporated	.NO	
		.00000				00000	Colmedica Medicina Prepagada S.A.	.COL	NIA	Constructora Inmobiliaria Magapoq S.A.	OWNERSHIP	0.000	UnitedHealth Group Incorporated	.NO	
		.00000				00000	Colmedica Medicina Prepagada S.A.	.COL	NIA	Banmédica S.A.	OWNERSHIP	76.270	UnitedHealth Group Incorporated	.NO	
		.00000	83-1529015			00000	Colonial Outpatient Surgery Center, LLC	.FL	NIA	SC Affiliates, LLC	OWNERSHIP	14.000	UnitedHealth Group Incorporated	.NO	
		.00000	83-1529015			00000	Colonial Outpatient Surgery Center, LLC	.FL	NIA	SCA-Colonial Partners, LLC	OWNERSHIP	51.000	UnitedHealth Group Incorporated	.NO	
							Colorado Innovative Physician Solutions, Inc.								
		.00000	37-1636677			00000		.CO	NIA	OptumCare Colorado, LLC	OWNERSHIP	100.000	UnitedHealth Group Incorporated	.NO	
		.00000	84-1160450			00000	Colorado Springs Surgery Center, Ltd.	.CO	NIA	SCA-Colorado Springs, LLC	OWNERSHIP	95.000	UnitedHealth Group Incorporated	.NO	
		.00000	52-2052733			00000	Columbia Counseling Center P.A.	.MD	NIA	Physician(s) Owned	INFLUENCE	0.000	UnitedHealth Group Incorporated	.NO	1
		.00000	11-3647007			00000	Comfort Care Transportation, LLC	.TX	NIA	WellMed Medical Management, Inc.	OWNERSHIP	100.000	UnitedHealth Group Incorporated	.NO	
		.00000	32-0551188			00000	Connect Medical, P.C.	.NY	NIA	Physician(s) Owned	INFLUENCE	0.000	UnitedHealth Group Incorporated	.NO	1

SCHEDULE Y
PART 1A - DETAIL OF INSURANCE HOLDING COMPANY SYSTEM

1	2	3	4	5	6	7	8	9	10	11	12	13	14	15	16
Group Code	Group Name	NAIC Company Code	ID Number	Federal RSSD	CIK	Name of Securities Exchange if Publicly Traded (U.S. or International)	Names of Parent, Subsidiaries Or Affiliates	Domi-ciliary Location	Relation-ship to Reporting Entity	Directly Controlled by (Name of Entity/Person)	Type of Control (Ownership, Board, Management, Attorney-in-Fact, Influence, Other)	If Control is Owner-ship Provide Percen-tage	Ultimate Controlling Entity(ies)/Person(s)	Is an SCA Filing Re-quired? (Yes/No)	*
		.00000	06-1592173			00000	Connecticut Surgery Center, Limited Partnership	CT	NIA	Connecticut Surgical Center, LLC	OWNERSHIP	.51.000	UnitedHealth Group Incorporated	NO	
		.00000	06-1592173			00000	Connecticut Surgery Center, Limited Partnership	CT	NIA	Surgical Care Affiliates, LLC	OWNERSHIP	1.637	UnitedHealth Group Incorporated	NO	
		.00000	26-1313646			00000	Connecticut Surgery Properties, LLC	DE	NIA	SC Affiliates, LLC	OWNERSHIP	100.000	UnitedHealth Group Incorporated	NO	
		.00000	06-1156342			00000	Connecticut Surgical Center, LLC	DE	NIA	Surgical Care Affiliates, LLC	OWNERSHIP	56.862	UnitedHealth Group Incorporated	NO	
		.00000	46-0891463			00000	ConnectYourCare, Inc.	DE	NIA	Optum Financial, Inc.	OWNERSHIP	100.000	UnitedHealth Group Incorporated	NO	
		.00000	26-1274092			00000	ConnectYourCare, LLC	MD	NIA	ConnectYourCare, Inc.	OWNERSHIP	100.000	UnitedHealth Group Incorporated	NO	
		.00000	98-1448720			00000	Constructora Inmobiliaria Magapoq S.A.	CHL	NIA	Inmobiliaria Apoquindo 3600 Ltda.	OWNERSHIP	0.100	UnitedHealth Group Incorporated	NO	
		.00000	98-1448720			00000	Constructora Inmobiliaria Magapoq S.A.	CHL	NIA	Banmedica S.A.	OWNERSHIP	99.900	UnitedHealth Group Incorporated	NO	
		.00000	87-1134519			00000	Cornerstone Surgery Center, LLC	FL	NIA	SC Affiliates, LLC	OWNERSHIP	100.000	UnitedHealth Group Incorporated	NO	
		.00000	20-2595593			00000	Corpus Christi Endoscopy Center, L.L.P.	TX	NIA	SCA Pacific Holdings, Inc.	OWNERSHIP	18.500	UnitedHealth Group Incorporated	NO	2
		.00000				00000	Country Scan Ltda.	COL	NIA	Patrimonio Autónomo Nueva Clínica	OWNERSHIP	51.800	UnitedHealth Group Incorporated	NO	
		.00000	75-2862780			00000	Cross Timbers Surgery Center, LLC	TX	NIA	Surgical Care Affiliates, LLC	INFLUENCE	0.000	UnitedHealth Group Incorporated	NO	
		.00000	52-2176762			00000	Curaspan Health Group, Inc.	DE	NIA	naviHealth, Inc.	OWNERSHIP	100.000	UnitedHealth Group Incorporated	NO	
		.00000	26-0080565			00000	Cypress Care, Inc.	DE	NIA	Healthcare Solutions, Inc.	OWNERSHIP	100.000	UnitedHealth Group Incorporated	NO	
		.00000	63-1263704			00000	Danbury Surgical Center, L.P.	GA	NIA	SunSurgery, LLC	OWNERSHIP	2.189	UnitedHealth Group Incorporated	NO	2
		.00000	63-1263704			00000	Danbury Surgical Center, L.P.	GA	NIA	SCA Danbury Surgical Center, LLC	OWNERSHIP	32.647	UnitedHealth Group Incorporated	NO	2
		.00000	41-1879063			00000	David C. Anderholm, M.D., P.A.	MN	NIA	Physician(s) Owned	INFLUENCE	0.000	UnitedHealth Group Incorporated	NO	1
		.00000	81-5101448			00000	David Moen, M.D. P.C.	NY	NIA	Physician(s) Owned	INFLUENCE	0.000	UnitedHealth Group Incorporated	NO	1
		.00000	85-3287029			00000	David Moen, M.D., P.C.	CA	NIA	Physician(s) Owned	INFLUENCE	0.000	UnitedHealth Group Incorporated	NO	1
		.00000	45-2380022			00000	David R. Ferrell, M.D., P.C.	NV	NIA	Physician(s) Owned	INFLUENCE	0.000	UnitedHealth Group Incorporated	NO	1
		.00000	11-2811353			00000	Day-OP Center Of Long Island Inc.	NY	NIA	Physician(s) Owned	INFLUENCE	0.000	UnitedHealth Group Incorporated	NO	1
		.00000	75-2790863			00000	Day-Op Surgery Consulting Company, LLC	DE	NIA	ProHEALTH Medical Management, LLC	OWNERSHIP	100.000	UnitedHealth Group Incorporated	NO	
		.00000	83-1396214			00000	Daybreak Real Estate, LLC	TN	NIA	Refresh Mental Health, Inc.	OWNERSHIP	100.000	UnitedHealth Group Incorporated	NO	
		.00000	52-1811176			00000	DBP Services of New York IPA, Inc.	NY	NIA	Dental Benefit Providers, Inc.	OWNERSHIP	100.000	UnitedHealth Group Incorporated	NO	
		.00000	47-3322541			00000	DBT and ENDR Specialists, P.A.	MN	NIA	Physician(s) Owned	INFLUENCE	0.000	UnitedHealth Group Incorporated	NO	1
							Dental Benefit Providers of California, Inc.								
		.00000	52-1452809			00000	Dental Benefit Providers of California, Inc.	CA	IA	Dental Benefit Providers, Inc.	OWNERSHIP	100.000	UnitedHealth Group Incorporated	NO	
		.52053	36-4008355			00000	Dental Benefit Providers of Illinois, Inc.	IL	IA	Dental Benefit Providers, Inc.	OWNERSHIP	100.000	UnitedHealth Group Incorporated	NO	
		.00000	41-2014834			00000	Dental Benefit Providers, Inc.	DE	NIA	United HealthCare Services, Inc.	OWNERSHIP	100.000	UnitedHealth Group Incorporated	NO	
		.00000				00000	Denton Endoscopy Surgery Center, LLC	TX	NIA	Surgical Care Affiliates, LLC	INFLUENCE	0.000	UnitedHealth Group Incorporated	NO	
		.00000	47-0926556			00000	Denton Surgery Center, LLC	TX	NIA	Surgical Care Affiliates, LLC	INFLUENCE	0.000	UnitedHealth Group Incorporated	NO	
		.00000	82-1436601			00000	Derry Surgical Center, LLC	NH	NIA	SCA-Derry, LLC	OWNERSHIP	72.000	UnitedHealth Group Incorporated	NO	
		.00000	98-1460401			00000	Diagnóstico Ecotomográfico Centromed Ltda.	CHL	NIA	Administradora Médica Centromed S.A.	OWNERSHIP	50.000	UnitedHealth Group Incorporated	NO	
		.00000	98-1460347			00000	Diasnóstico por Imágenes Centromed Ltda.	CHL	NIA	Administradora Médica Centromed S.A.	OWNERSHIP	93.340	UnitedHealth Group Incorporated	NO	
		.00000	98-1460347			00000	Diasnóstico por Imágenes Centromed Ltda.	CHL	NIA	Centromed Quilpué S.A.	OWNERSHIP	6.660	UnitedHealth Group Incorporated	NO	
		.00000	33-0292435			00000	Digestive Disease Center, L.P.	CA	NIA	Beach Surgical Holdings LLC	OWNERSHIP	51.000	UnitedHealth Group Incorporated	NO	2
										Esho – Empresa de Serviços Hospitalares					
		.00000	98-1285762			00000	Dilab Medicina Nuclear Ltda.	BRA	NIA	S.A.	OWNERSHIP	100.000	UnitedHealth Group Incorporated	NO	
		.00000	27-4022876			00000	Diplomat Blocker, LLC	DE	NIA	Diplomat Pharmacy, Inc.	OWNERSHIP	100.000	UnitedHealth Group Incorporated	NO	
		.00000	38-3453193			00000	Diplomat Corporate Properties, LLC	MI	NIA	Diplomat Pharmacy, Inc.	OWNERSHIP	100.000	UnitedHealth Group Incorporated	NO	
		.00000	38-2063100			00000	Diplomat Pharmacy, Inc.	MI	NIA	OptumRx Holdings, LLC	OWNERSHIP	100.000	UnitedHealth Group Incorporated	NO	
							Diplomat Specialty Pharmacy Great Lakes								
		.00000	20-8576702			00000	Distribution Center, LLC	MI	NIA	Diplomat Pharmacy, Inc.	OWNERSHIP	100.000	UnitedHealth Group Incorporated	NO	
		.00000	20-3855530			00000	Diplomat Specialty Pharmacy of Chicago, LLC	MI	NIA	Diplomat Pharmacy, Inc.	OWNERSHIP	100.000	UnitedHealth Group Incorporated	NO	
							Diplomat Specialty Pharmacy of Ft.								
		.00000	26-0146551			00000	Lauderdale, LLC	MI	NIA	Diplomat Pharmacy, Inc.	OWNERSHIP	100.000	UnitedHealth Group Incorporated	NO	
		.00000	45-3329728			00000	Discovery Counseling & Consulting, LLC	VA	NIA	Refresh Mental Health, Inc.	OWNERSHIP	100.000	UnitedHealth Group Incorporated	NO	
		.00000	30-0238641			00000	Distance Learning Network, Inc.	DE	NIA	OptumHealth Holdings, LLC	OWNERSHIP	100.000	UnitedHealth Group Incorporated	NO	
		.00000	47-2415159			00000	divvyMED, LLC	DE	NIA	Penzo Enterprises, LLC	OWNERSHIP	100.000	UnitedHealth Group Incorporated	NO	
		.00000				00000	DocASAP India Technologies Private Limited	IND	NIA	UnitedHealth International, Inc.	OWNERSHIP	0.092	UnitedHealth Group Incorporated	NO	
										Optum Global Solutions (India) Private Limited					
		.00000				00000	DocASAP India Technologies Private Limited	IND	NIA	Limited	OWNERSHIP	99.908	UnitedHealth Group Incorporated	NO	

SCHEDULE Y
PART 1A - DETAIL OF INSURANCE HOLDING COMPANY SYSTEM

1	2	3	4	5	6	7	8	9	10	11	12	13	14	15	16
Group Code	Group Name	NAIC Company Code	ID Number	Federal RSSD	CIK	Name of Securities Exchange if Publicly Traded (U.S. or International)	Names of Parent, Subsidiaries Or Affiliates	Domi-ciliary Location	Relation-ship to Reporting Entity	Directly Controlled by (Name of Entity/Person)	Type of Control (Ownership, Board, Management, Attorney-in-Fact, Influence, Other)	If Control is Owner-ship Provide Percen-tage	Ultimate Controlling Entity(ies)/Person(s)	Is an SCA Filing Re-quired? (Yes/No)	*
		.00000	84-4477557			00000	DocASAP US, LLC	.DE	NIA	DocASAP, Inc.	OWNERSHIP	100.000	UnitedHealth Group Incorporated	.NO	
		.00000	26-4753954			00000	DocASAP, Inc.	.DE	NIA	OptumInsight, Inc.	OWNERSHIP	100.000	UnitedHealth Group Incorporated	.NO	
		.00000				00000	Doctor + S.A.C.	.PER	NIA	Pacifico S.A. Entidad Prestadora de Salud	OWNERSHIP	100.000	UnitedHealth Group Incorporated	.NO	
		.00000	82-5264853			00000	Dry Creek Surgery Center, LLC	.CO	NIA	SCA-Dry Creek, LLC	OWNERSHIP	59.273	UnitedHealth Group Incorporated	.NO	
		.00000	27-2176462			00000	DSP Flint Real Estate, LLC	.MI	NIA	Diplomat Pharmacy, Inc.	OWNERSHIP	100.000	UnitedHealth Group Incorporated	.NO	
		.00000	27-2499399			00000	DSP-Building C, LLC	.MI	NIA	Diplomat Pharmacy, Inc.	OWNERSHIP	100.000	UnitedHealth Group Incorporated	.NO	
		.00000	82-5181311			00000	DTC Surgery Center, LLC	.CO	NIA	SCA-Denver Physicians Holdings, LLC	OWNERSHIP	100.000	UnitedHealth Group Incorporated	.NO	
		.00000	27-2103713			00000	Dublin Surgery Center, LLC	.OH	NIA	SCA-Dublin, LLC	OWNERSHIP	10.000	UnitedHealth Group Incorporated	.NO	2
		.00000	82-0668583			00000	Duluth Surgical Suites, LLC	.MN	NIA	SCA Duluth Holdings, LLC	OWNERSHIP	42.697	UnitedHealth Group Incorporated	.NO	2
		.00000	04-3106404			00000	Durable Medical Equipment, Inc.	.MA	NIA	Reliant Medical Group, Inc.	OWNERSHIP	100.000	UnitedHealth Group Incorporated	.NO	1
		.00000	59-3625966			00000	DWIC of Tampa Bay, Inc.	.FL	NIA	MedExpress Development, LLC	OWNERSHIP	100.000	UnitedHealth Group Incorporated	.NO	
		.00000	59-3705426			00000	E Street Endoscopy, LLC	.FL	NIA	West Coast Endoscopy Holdings, LLC	OWNERSHIP	51.000	UnitedHealth Group Incorporated	.NO	
		.00000	95-4660712			00000	Ear Professionals International Corporation	.DE	NIA	Specialty Benefits, LLC	OWNERSHIP	100.000	UnitedHealth Group Incorporated	.NO	
		.00000	02-0593133			00000	East Brunswick Surgery Center, LLC	.NJ	NIA	ASC Holdings of New Jersey, LLC	OWNERSHIP	51.000	UnitedHealth Group Incorporated	.NO	
		.00000	02-0593133			00000	East Brunswick Surgery Center, LLC	.NJ	NIA	Endoscopy Center Affiliates, Inc.	OWNERSHIP	27.000	UnitedHealth Group Incorporated	.NO	
		.00000	71-0923682			00000	eCode Solutions, LLC	.DE	NIA	Surgical Care Affiliates, LLC	OWNERSHIP	100.000	UnitedHealth Group Incorporated	.NO	
		.00000	61-0981240			00000	Edelson & Associates, PSC	.KY	NIA	Refresh Kentucky, PLLC	OWNERSHIP	100.000	UnitedHealth Group Incorporated	.NO	
		.00000	84-1162764			00000	Electronic Network Systems, Inc.	.DE	NIA	Optum360 Solutions, LLC	OWNERSHIP	100.000	UnitedHealth Group Incorporated	.NO	
							Elite Focus Clinic, Inc., a Professional Corporation	.CA	NIA	Physician(s) Owned	INFLUENCE	0.000	UnitedHealth Group Incorporated	.NO	1
		.00000	47-3861802			00000				Esho – Empresa de Serviços Hospitalares S.A.					
		.00000	98-1339173			00000	Elual Participações S.A.	.BRA	NIA	Amil Assistência Médica Internacional S.A.	OWNERSHIP	39.990	UnitedHealth Group Incorporated	.NO	
		.00000	98-1339173			00000	Elual Participações S.A.	.BRA	NIA		OWNERSHIP	60.010	UnitedHealth Group Incorporated	.NO	
		.00000				00000	EM Orange Tree LLC	.CA	NIA	EPIC Management Services, LLC	OWNERSHIP	100.000	UnitedHealth Group Incorporated	.NO	
		.00000	87-1240516			00000	Emisar Pharma Services LLC	.DE	NIA	Optum Pharma Services Holdings, Inc.	OWNERSHIP	100.000	UnitedHealth Group Incorporated	.NO	
		.00000				00000				North American Medical Management California, Inc.	OWNERSHIP	100.000	UnitedHealth Group Incorporated	.NO	
		.00000	26-2195068			00000	Empire Physician Management Company, LLC	.CA	NIA	NAMM Medical Group Holdings, Inc.	OWNERSHIP	100.000	UnitedHealth Group Incorporated	.NO	1
		.00000	33-0181426			00000	Empire Physicians' Medical Group, Inc.	.PER	NIA	Banmedica S.A.	OWNERSHIP	100.000	UnitedHealth Group Incorporated	.NO	
		.00000				00000	Empremédica S. A.	.DE	NIA	National Surgery Centers, LLC	OWNERSHIP	100.000	UnitedHealth Group Incorporated	.NO	
		.89087	77-0317478			00000	Endoscopy Center Affiliates, Inc.	.TX	IA	Freedom Life Insurance Company of America	OWNERSHIP	100.000	UnitedHealth Group Incorporated	.NO	
		.00000	75-1617708			00000	Enterprise Life Insurance Company	.DE	NIA	UnitedHealthcare Insurance Company	OWNERSHIP	100.000	UnitedHealth Group Incorporated	.NO	
		.00000				00000	EP Campus I, LLC	.CA	NIA	EPIC Management Services, LLC	OWNERSHIP	100.000	UnitedHealth Group Incorporated	.NO	
		.00000	27-2767291			00000	EPIC Health Plan	.DE	NIA	Collaborative Care Holdings, LLC	OWNERSHIP	100.000	UnitedHealth Group Incorporated	.NO	
		.00000	33-0654147			00000	EPIC Management Services, LLC	.DE	NIA	OptumInsight, Inc.	OWNERSHIP	100.000	UnitedHealth Group Incorporated	.NO	
		.00000	81-0732646			00000	Equian Parent Corp.	.IN	NIA	Equian Parent Corp.	OWNERSHIP	100.000	UnitedHealth Group Incorporated	.NO	
		.00000	27-0083277			00000	Equian, LLC	.IN	NIA	Amil Assistência Médica Internacional S.A.	OWNERSHIP	99.749	UnitedHealth Group Incorporated	.NO	
		.00000				00000	Esho – Empresa de Serviços Hospitalares S.A.	.BRA	NIA		OWNERSHIP	0.000	UnitedHealth Group Incorporated	.NO	1
		.00000	83-2740282			00000	Eugene Center of Anxiety and Stress, LLC	.OR	NIA	Physician(s) Owned	INFLUENCE	0.000	UnitedHealth Group Incorporated	.NO	1
		.00000	90-0624377			00000	Eugene Therapy, LLC	.OR	NIA	Physician(s) Owned	INFLUENCE	0.000	UnitedHealth Group Incorporated	.NO	1
		.00000	81-1070402			00000	Everett MSO, Inc.	.WA	NIA	OptumCare Holdings, LLC	OWNERSHIP	100.000	UnitedHealth Group Incorporated	.NO	
		.00000	81-1625636			00000	Everett Physicians, Inc. P.S.	.WA	NIA	Physician(s) Owned	INFLUENCE	0.000	UnitedHealth Group Incorporated	.NO	1
		.00000	61-1752488			00000	Evolve, LLC	.WI	NIA	Refresh Evolve, LLC	OWNERSHIP	100.000	UnitedHealth Group Incorporated	.NO	1
		.00000				00000				Physicians Medical Group of San Jose, Inc.	OWNERSHIP	100.000	UnitedHealth Group Incorporated	.NO	1
		.00000	77-0560460			00000	Excel MSO, LLC	.CA	NIA		OWNERSHIP	100.000	UnitedHealth Group Incorporated	.NO	
		.00000	20-0087132			00000	Excelsior Insurance Brokerage, Inc.	.DE	NIA	HealthMarkets Insurance Agency, Inc.	OWNERSHIP	100.000	UnitedHealth Group Incorporated	.NO	
		.00000	11-3669765			00000	Executive Health Resources, Inc.	.PA	NIA	Optum360 Solutions, LLC	OWNERSHIP	100.000	UnitedHealth Group Incorporated	.NO	
		.00000	30-0701899			00000	Executive Surgery Center, L.L.C.	.TX	NIA	SCA-Houston Executive, LLC	OWNERSHIP	54.466	UnitedHealth Group Incorporated	.NO	
		.00000				00000				UnitedHealthcare Global Medical (UK) Limited	OWNERSHIP	100.000	UnitedHealth Group Incorporated	.NO	
		.00000	98-1259260			00000	Exploration for Mine Clearance LLC	.IRQ	NIA		OWNERSHIP	100.000	UnitedHealth Group Incorporated	.NO	
		.00000				00000	Eye Clinic Oftalmologia Clínico Cirúrgica e Diagnóstico Ltda.	.BRA	NIA	Hospital Alvorada Taguatinga Ltda.	OWNERSHIP	100.000	UnitedHealth Group Incorporated	.NO	
		.00000	27-0927202			00000	Eye Specialists Surgery Centers LLC	.IN	NIA	SCA AHN JV Holdings, LLC	OWNERSHIP	51.000	UnitedHealth Group Incorporated	.NO	

SCHEDULE Y
PART 1A - DETAIL OF INSURANCE HOLDING COMPANY SYSTEM

1	2	3	4	5	6	7	8	9	10	11	12	13	14	15	16
Group Code	Group Name	NAIC Company Code	ID Number	Federal RSSD	CIK	Name of Securities Exchange if Publicly Traded (U.S. or International)	Names of Parent, Subsidiaries Or Affiliates	Domi-ciliary Location	Relation-ship to Reporting Entity	Directly Controlled by (Name of Entity/Person)	Type of Control (Ownership, Board, Management, Attorney-in-Fact, Influence, Other)	If Control is Owner-ship Provide Percen-tage	Ultimate Controlling Entity(ies)/Person(s)	Is an SCA Filing Re-quired? (Yes/No)	*
		.00000	46-3765364			00000	Fairhaven Holdings, LLC	.TN	NIA	Refresh Mental Health, Inc.	OWNERSHIP	100.000	UnitedHealth Group Incorporated	.NO	
		.00000	83-0693501			00000	Fairhaven Real Estate, LLC	.TN	NIA	Refresh Mental Health, Inc.	OWNERSHIP	100.000	UnitedHealth Group Incorporated	.NO	
		.00000	27-0820363			00000	Family Counseling Associates of Salem Andover LLC	.NH	NIA	Physician(s) Owned	INFLUENCE	0.000	UnitedHealth Group Incorporated	.NO	1
		.00000	88-0223385			00000	Family Health Care Services	.NV	NIA	Sierra Health Services, Inc.	OWNERSHIP	100.000	UnitedHealth Group Incorporated	.NO	
		.00000	88-0257036			00000	Family Home Hospice, Inc.	.NV	NIA	Sierra Health Services, Inc.	OWNERSHIP	100.000	UnitedHealth Group Incorporated	.NO	
		.00000	87-4007730			00000	Ferrell Physician Services, P.C.	.NY	NIA	Physician(s) Owned	INFLUENCE	0.000	UnitedHealth Group Incorporated	.NO	1
		.00000	82-2929226			00000	First Coast Orthopedic Center, LLC	.FL	NIA	ASV-HOPCo-SCA Florida, LLC	OWNERSHIP	51.000	UnitedHealth Group Incorporated	.NO	2
		.00000	85-2966587			00000	First Family Insurance, LLC	.DE	NIA	Golden Rule Financial Corporation	OWNERSHIP	100.000	UnitedHealth Group Incorporated	.NO	
		.00000	47-2066485			00000	First Hill Surgery Center, LLC	.WA	NIA	Physician(s) Owned	INFLUENCE	0.000	UnitedHealth Group Incorporated	.NO	1
		.00000	23-2849332			00000	First Risk Advisors, Inc.	.PA	NIA	UHC Holdings, Inc.	OWNERSHIP	100.000	UnitedHealth Group Incorporated	.NO	
		.00000	51-0484581			00000	First Step Services, LLC	.NC	NIA	Physician(s) Owned	INFLUENCE	0.000	UnitedHealth Group Incorporated	.NO	1
		.00000	35-2753845			00000	Flight Advisors LLC	.DE	NIA	United HealthCare Services, Inc.	OWNERSHIP	100.000	UnitedHealth Group Incorporated	.NO	
		.00000				00000	Flight Basic Services LLC	.DE	NIA	United HealthCare Services, Inc.	OWNERSHIP	100.000	UnitedHealth Group Incorporated	.NO	
		.00000				00000	Flight Management Specialists LLC	.DE	NIA	United HealthCare Services, Inc.	OWNERSHIP	100.000	UnitedHealth Group Incorporated	.NO	
		.00000	62-1551098			00000	Florence Surgery Center, L.P.	.TN	NIA	SCA-Florence, LLC	OWNERSHIP	20.000	UnitedHealth Group Incorporated	.NO	2
		.00000	35-2456267			00000	FMG Holdings, LLC	.DE	NIA	UnitedHealth Group Incorporated	OWNERSHIP	98.704	UnitedHealth Group Incorporated	.NO	
		.00000	35-2456267			00000	FMG Holdings, LLC	.DE	NIA	Hygeia Corporation	OWNERSHIP	1.296	UnitedHealth Group Incorporated	.NO	
		.00000	86-0908902			00000	For Health of Arizona, Inc.	.AZ	NIA	For Health, Inc.	OWNERSHIP	100.000	UnitedHealth Group Incorporated	.NO	
		.00000	37-0766617			00000	For Health, Inc.	.DE	NIA	Inspiris, Inc.	OWNERSHIP	100.000	UnitedHealth Group Incorporated	.NO	
		.00000	77-0368346			00000	Fort Worth Endoscopy Centers, LLC	.TX	NIA	Surgical Care Affiliates, LLC	INFLUENCE	0.000	UnitedHealth Group Incorporated	.NO	
		.00000	86-0901608			00000	Fortified Provider Network, Inc.	.AZ	NIA	Equian Parent Corp.	OWNERSHIP	100.000	UnitedHealth Group Incorporated	.NO	
		.00000	20-4647560			00000	Foundation Surgery Affiliate General of Huntingdon Valley, LLC	.OK	NIA	Virtua-SCA Holdings II, LLC	OWNERSHIP	55.510	UnitedHealth Group Incorporated	.NO	2
		.00000	68-0499459			00000	Foundation Surgery Affiliate of Huntingdon Valley, L.P.	.OK	NIA	Foundation Surgery Affiliate General of Huntingdon Valley, LLC	OWNERSHIP	1.021	UnitedHealth Group Incorporated	.NO	2
		.00000	68-0499459			00000	Foundation Surgery Affiliate of Huntingdon Valley, L.P.	.OK	NIA	Virtua-SCA Holdings II, LLC	OWNERSHIP	54.944	UnitedHealth Group Incorporated	.NO	2
		.00000	20-3412606			00000	Franklin Surgical Center LLC	.NJ	NIA	SCA-Franklin, LLC	OWNERSHIP	51.332	UnitedHealth Group Incorporated	.NO	
		62324	61-1096685			00000	Freedom Life Insurance Company of America	.TX	.IA	USHEALTH Group, Inc.	OWNERSHIP	100.000	UnitedHealth Group Incorporated	.NO	
		.00000	82-3453993			00000	Freeway Surgicenter of Houston, LLC	.TX	NIA	SCA-Freeway Holdings, LLC	OWNERSHIP	59.322	UnitedHealth Group Incorporated	.NO	
		.00000	98-1101521			00000	Frontier MEDEX Limited	.IRQ	NIA	UnitedHealthcare Global Medical (UK) Limited	OWNERSHIP	100.000	UnitedHealth Group Incorporated	.NO	
		.00000	98-1172769			00000	Frontier Medex Tanzania Limited	.TZA	NIA	UnitedHealthcare Global Medical (UK) Limited	OWNERSHIP	99.000	UnitedHealth Group Incorporated	.NO	
		.00000	98-1147103			00000	FrontierMEDEX Kenya Limited	.KEN	NIA	UnitedHealthcare International I B.V. UnitedHealthcare Global Medical (UK)	OWNERSHIP	0.100	UnitedHealth Group Incorporated	.NO	
		.00000	98-1147103			00000	FrontierMEDEX Kenya Limited	.KEN	NIA	Limited	OWNERSHIP	99.900	UnitedHealth Group Incorporated	.NO	
		.00000	33-1219808			00000	FrontierMEDEX US, Inc.	.DE	NIA	UnitedHealth Group Incorporated	OWNERSHIP	75.387	UnitedHealth Group Incorporated	.NO	
		.00000	33-1219808			00000	FrontierMEDEX US, Inc.	.DE	NIA	FMG Holdings, LLC	OWNERSHIP	24.613	UnitedHealth Group Incorporated	.NO	
		.00000	52-2230470			00000	FrontierMEDEX, Inc.	.MN	NIA	FrontierMEDEX US, Inc.	OWNERSHIP	100.000	UnitedHealth Group Incorporated	.NO	
		.00000				00000	Fundación Bannédica	.CHL	NIA	Bannédica S.A.	OWNERSHIP	100.000	UnitedHealth Group Incorporated	.NO	
		.00000	63-0833765			00000	Gadsden Surgery Center, LLC	.DE	NIA	SC Affiliates, LLC	OWNERSHIP	100.000	UnitedHealth Group Incorporated	.NO	
		.00000	27-0556097			00000	Genoa Healthcare LLC	.PA	NIA	Specialized Pharmaceuticals, Inc.	OWNERSHIP	100.000	UnitedHealth Group Incorporated	.NO	
		.00000	47-3851949			00000	Genoa Healthcare, Inc.	.DE	NIA	OptumRx Holdings, LLC	OWNERSHIP	100.000	UnitedHealth Group Incorporated	.NO	
		.00000	20-5009764			00000	Genoa of Arkansas, LLC	.AR	NIA	Genoa Healthcare LLC	OWNERSHIP	100.000	UnitedHealth Group Incorporated	.NO	
		.00000				00000	Genoa Technology (Canada) Inc.	.CAN	NIA	Genoa Technology, Inc.	OWNERSHIP	100.000	UnitedHealth Group Incorporated	.NO	
		.00000	38-4034308			00000	Genoa Technology, Inc.	.DE	NIA	Genoa Healthcare LLC	OWNERSHIP	100.000	UnitedHealth Group Incorporated	.NO	
		.00000	45-3010132			00000	Genoa Telepsychiatry, Inc.	.DE	NIA	Genoa Healthcare LLC	OWNERSHIP	100.000	UnitedHealth Group Incorporated	.NO	
		.00000	81-4703295			00000	Genoa, QoL Wholesale, LLC	.DE	NIA	Genoa Healthcare LLC	OWNERSHIP	100.000	UnitedHealth Group Incorporated	.NO	
		.00000	37-0920164			00000	gethealthinsurance.com Agency Inc.	.IN	NIA	Golden Rule Financial Corporation	OWNERSHIP	100.000	UnitedHealth Group Incorporated	.NO	
		.00000	65-1025514			00000	Gladiolus Surgery Center, L.L.C.	.FL	NIA	SCA-Gladiolus, LLC	OWNERSHIP	50.789	UnitedHealth Group Incorporated	.NO	
		.00000	47-3495605			00000	GLBESC, LLC	.DE	NIA	Beach Surgical Holdings LLC	OWNERSHIP	52.270	UnitedHealth Group Incorporated	.NO	2
		.00000	33-0595220			00000	Glenwood Surgical Center, L.P.	.CA	NIA	Glenwood-SC, Inc.	OWNERSHIP	1.080	UnitedHealth Group Incorporated	.NO	

SCHEDULE Y
PART 1A - DETAIL OF INSURANCE HOLDING COMPANY SYSTEM

1	2	3	4	5	6	7	8	9	10	11	12	13	14	15	16
Group Code	Group Name	NAIC Company Code	ID Number	Federal RSSD	CIK	Name of Securities Exchange if Publicly Traded (U.S. or International)	Names of Parent, Subsidiaries Or Affiliates	Domi-ciliary Location	Relation-ship to Reporting Entity	Directly Controlled by (Name of Entity/Person)	Type of Control (Ownership, Board, Management, Attorney-in-Fact, Influence, Other)	If Control is Owner-ship Provide Percen-tage	Ultimate Controlling Entity(ies)/Person(s)	Is an SCA Filing Re-quired? (Yes/No)	*
		.00000	33-0595220			00000	Glenwood Surgical Center, L.P.	CA	NIA	SCA-Glenwood Holdings, LLC	OWNERSHIP	.56.730	UnitedHealth Group Incorporated	NO	
		.00000	62-1601450			00000	Glenwood-SC, Inc.	TN	NIA	SC Affiliates, LLC	OWNERSHIP	100.000	UnitedHealth Group Incorporated	NO	
		.00000	27-3337336			00000	Global One Ventures, LLC	CA	NIA	SCA Global One Holdings, LLC	OWNERSHIP	100.000	UnitedHealth Group Incorporated	NO	
		.00000				00000	Global Traveler Organization (Cayman) SPC Limited	CYM	NIA	PGH Global (Cayman) Limited	OWNERSHIP	100.000	UnitedHealth Group Incorporated	NO	
		.00000	20-3420886			00000	Golden Outlook, Inc.	CA	NIA	Golden Rule Financial Corporation	OWNERSHIP	100.000	UnitedHealth Group Incorporated	NO	
		.00000	37-0855360			00000	Golden Rule Financial Corporation	DE	NIA	UnitedHealth Group Incorporated	OWNERSHIP	100.000	UnitedHealth Group Incorporated	NO	
		.62286	37-6028756	3057283		00000	Golden Rule Insurance Company	IN	IA	Golden Rule Financial Corporation	OWNERSHIP	100.000	UnitedHealth Group Incorporated	NO	
		.00000	33-0529450			00000	Golden Triangle Surgicenter, L.P.	CA	NIA	Surgery Centers-West Holdings, LLC	OWNERSHIP	51.000	UnitedHealth Group Incorporated	NO	
		.00000	52-1597483			00000	Grandview Surgery Center, LTD.	PA	NIA	Camp Hill Ambulatory Centers	OWNERSHIP	41.993	UnitedHealth Group Incorporated	NO	2
		.00000	93-1237063			00000	Grants Pass Surgery Center, LLC	OR	NIA	SCA-Grants Pass, LLC	OWNERSHIP	51.000	UnitedHealth Group Incorporated	NO	
		.00000	27-2337725			00000	Greater Phoenix Collaborative Care, P.C.	AZ	NIA	Physician(s) Owned	INFLUENCE	0.000	UnitedHealth Group Incorporated	NO	1
		.00000	36-4053840			00000	Greensboro Specialty Surgery Center, LLC	NC	NIA	NSC Greensboro West, LLC	OWNERSHIP	50.100	UnitedHealth Group Incorporated	NO	2
		.00000	74-2411643			00000	Greenville Surgery Center, LLC	TX	NIA	Surgical Care Affiliates, LLC	INFLUENCE	0.000	UnitedHealth Group Incorporated	NO	
		.00000	85-3346468			00000	Greenway Surgical Suites, LLC	MN	NIA	SCA Greenway Holdings, LLC	OWNERSHIP	52.766	UnitedHealth Group Incorporated	NO	2
		.00000	33-0749339			00000	Grossmont Surgery Center, L.P.	CA	NIA	Medical Surgical Centers of America, Inc.	OWNERSHIP	31.645	UnitedHealth Group Incorporated	NO	2
		.00000	33-0749339			00000	Grossmont Surgery Center, L.P.	CA	NIA	SunSurgery, LLC	OWNERSHIP	1.000	UnitedHealth Group Incorporated	NO	2
		.00000	01-0619096			00000	Grove Place Surgery Center, L.L.C.	FL	NIA	SCA-Grove Place, LLC	OWNERSHIP	51.000	UnitedHealth Group Incorporated	NO	
		.00000	01-0619096			00000	Grove Place Surgery Center, L.L.C.	FL	NIA	SC Affiliates, LLC	OWNERSHIP	3.060	UnitedHealth Group Incorporated	NO	
		.00000	26-1227494			00000	H.I. Investments Holding Company, LLC	DE	NIA	Health Inventures, LLC	OWNERSHIP	100.000	UnitedHealth Group Incorporated	NO	
		.00000	98-0213198			00000	H&W Indemnity (SPC), Ltd.	CYM	NIA	UnitedHealth Group Incorporated	OWNERSHIP	100.000	UnitedHealth Group Incorporated	NO	
		.79480	35-1279304			00000	Harken Health Insurance Company	WI	IA	UnitedHealthcare, Inc.	OWNERSHIP	100.000	UnitedHealth Group Incorporated	NO	
		.00000	26-3234725			00000	Harrison Endo Surgical Center, LLC	NJ	NIA	Virtua-SCA Holdings, LLC	OWNERSHIP	55.000	UnitedHealth Group Incorporated	NO	2
		.00000	58-2065044			00000	Hawthorn Place Outpatient Surgery Center, L.P.	GA	NIA	SHC Hawthorn, Inc.	OWNERSHIP	20.000	UnitedHealth Group Incorporated	NO	2
		.00000	85-2037257			00000	Hays JV Partners, LLC	TX	NIA	SCA Hays Holdings, LLC	OWNERSHIP	31.373	UnitedHealth Group Incorporated	NO	2
		.00000	27-4579547	0707		71420	Hays Surgery Center, LLC	TX	NIA	Hays JV Partners, LLC	OWNERSHIP	51.000	UnitedHealth Group Incorporated	NO	
		.00000	27-4579547			00000	Hays Surgery Center, LLC	TX	NIA	SCA Hays Holdings, LLC	OWNERSHIP	9.000	UnitedHealth Group Incorporated	NO	
		.00000	81-2378903			00000	HCAT Acquisition Inc.	DE	NIA	WellMed Medical Management, Inc.	OWNERSHIP	100.000	UnitedHealth Group Incorporated	NO	
		.00000				00000	HCentive Technology India Private Limited	IND	NIA	UnitedHealth International, Inc.	OWNERSHIP	0.010	UnitedHealth Group Incorporated	NO	
		.00000				00000	HCentive Technology India Private Limited	IND	NIA	Optum Global Solutions (India) Private Limited	OWNERSHIP	99.990	UnitedHealth Group Incorporated	NO	
		.00000	27-0549481			00000	hCentive, Inc.	DE	NIA	Optum Government Solutions, Inc.	OWNERSHIP	100.000	UnitedHealth Group Incorporated	NO	
		.00000	45-3007213			00000	HCP ACO California, LLC	CA	NIA	OptumCare Management, LLC	OWNERSHIP	100.000	UnitedHealth Group Incorporated	NO	
		.00000	33-0673883			00000	Health Care-ONE Insurance Agency, Inc.	CA	NIA	USHEALTH Advisors, LLC	OWNERSHIP	50.000	UnitedHealth Group Incorporated	NO	
		.00000	20-5944768			00000	Health Inventures Employment Solutions, LLC	DE	NIA	Health Inventures, LLC	OWNERSHIP	100.000	UnitedHealth Group Incorporated	NO	
		.00000	04-3723090			00000	Health Inventures, LLC	DE	NIA	SC Affiliates, LLC	OWNERSHIP	100.000	UnitedHealth Group Incorporated	NO	
		.96342	88-0201035			00000	Health Plan of Nevada, Inc.	NV	IA	Sierra Health Services, Inc.	OWNERSHIP	100.000	UnitedHealth Group Incorporated	NO	
		.00000	75-2674367			00000	Healthcare Associates of Irving PLLC	TX	NIA	USMD Affiliated Services	OWNERSHIP	100.000	UnitedHealth Group Incorporated	NO	
		.00000	81-0760425			00000	Healthcare Associates of Texas LLC	DE	NIA	HCAT Acquisition Inc.	OWNERSHIP	100.000	UnitedHealth Group Incorporated	NO	
		.00000				00000	HealthCare Partners Affiliates Medical Group	CA	NIA	HealthCare Partners Associates Medical Group, P.C.	OWNERSHIP	95.000	UnitedHealth Group Incorporated	NO	1
		.00000	95-4526112			00000	HealthCare Partners ASC-HB, LLC	CA	NIA	Talbert Medical Group, P.C.	OWNERSHIP	100.000	UnitedHealth Group Incorporated	NO	1
		.00000	26-4247365			00000	HealthCare Partners ASC-LB, LLC	CA	NIA	OptumCare Management, LLC	OWNERSHIP	99.000	UnitedHealth Group Incorporated	NO	
		.00000	95-4628842			00000	HealthCare Partners ASC-LB, LLC	CA	NIA	HealthCare Partners Associates Medical Group, P.C.	OWNERSHIP	1.000	UnitedHealth Group Incorporated	NO	
		.00000	95-4628842			00000	HealthCare Partners Associates Medical Group, P.C.	CA	NIA	Physician(s) Owned	INFLUENCE	0.000	UnitedHealth Group Incorporated	NO	1
		.00000	45-5273760			00000	HealthCare Partners Management Services	CA	NIA	Physician(s) Owned	INFLUENCE	0.000	UnitedHealth Group Incorporated	NO	1
		.00000	47-5274363			00000	California, LLC	DE	NIA	OptumCare Management, LLC	OWNERSHIP	100.000	UnitedHealth Group Incorporated	NO	
		.00000	95-4340584			00000	HealthCare Partners Medical Group, P.C.	CA	NIA	Physician(s) Owned	INFLUENCE	0.000	UnitedHealth Group Incorporated	NO	
		.00000	81-1080535			00000	HealthCare Partners RE, LLC	DE	NIA	OptumCare Holdings, LLC	OWNERSHIP	100.000	UnitedHealth Group Incorporated	NO	
		.00000	77-0693060			00000	Healthcare Solutions, Inc.	DE	NIA	OptumRx Administrative Services, LLC	OWNERSHIP	100.000	UnitedHealth Group Incorporated	NO	
		.00000	20-3349887	0707		12341	HealthEast Surgery Center-Maplewood, LLC	MN	NIA	H.I. Investments Holding Company, LLC	OWNERSHIP	25.936	UnitedHealth Group Incorporated	NO	2

SCHEDULE Y
PART 1A - DETAIL OF INSURANCE HOLDING COMPANY SYSTEM

1	2	3	4	5	6	7	8	9	10	11	12	13	14	15	16
Group Code	Group Name	NAIC Company Code	ID Number	Federal RSSD	CIK	Name of Securities Exchange if Publicly Traded (U.S. or International)	Names of Parent, Subsidiaries Or Affiliates	Domi-ciliary Location	Relation-ship to Reporting Entity	Directly Controlled by (Name of Entity/Person)	Type of Control (Ownership, Board, Management, Attorney-in-Fact, Influence, Other)	If Control is Owner-ship Provide Percen-tage	Ultimate Controlling Entity(ies)/Person(s)	Is an SCA Filing Re-quired? (Yes/No)	*
		.00000	0707			13971	HealthFirst IPA, Inc.	.CO	NIA	New West Physicians, Inc.	OWNERSHIP	100.000	UnitedHealth Group Incorporated	.NO	
		.00000	47-2570595	0707		16610	HealthMarkets Group, Inc.	.DE	NIA	HealthMarkets, LLC	OWNERSHIP	100.000	UnitedHealth Group Incorporated	.NO	
		.00000	27-0277771	0707		17141	HealthMarkets Insurance Agency, Inc.	.DE	NIA	HealthMarkets Group, Inc.	OWNERSHIP	100.000	UnitedHealth Group Incorporated	.NO	
		.00000	46-1131431			00000	HealthMarkets Services, Inc.	.DE	NIA	HealthMarkets Group, Inc.	OWNERSHIP	100.000	UnitedHealth Group Incorporated	.NO	
		.00000	75-2044750	4346649		16878	HealthMarkets, Inc.	.DE	NIA	Golden Rule Financial Corporation	OWNERSHIP	100.000	UnitedHealth Group Incorporated	.NO	
		.00000	0707			16892	HealthMarkets, LLC	.DE	NIA	HealthMarkets, Inc.	OWNERSHIP	100.000	UnitedHealth Group Incorporated	.NO	
		.00000	83-2329503	0707		00000	Healthplex America, LLC	.FL	NIA	Marlin Holding Company LLC	OWNERSHIP	100.000	UnitedHealth Group Incorporated	.NO	
		.00000	45-2548158	0707		16790	Healthplex Dental Services, Inc.	.FL	IA	Healthplex, Inc.	OWNERSHIP	100.000	UnitedHealth Group Incorporated	.NO	
		.00000	11-3554436			00000	Healthplex I.P.A., Inc.	.NY	NIA	Healthplex, Inc.	OWNERSHIP	100.000	UnitedHealth Group Incorporated	.NO	
		.11172	11-3469326			00000	Healthplex Insurance Company	.NY	IA	Healthplex, Inc.	OWNERSHIP	100.000	UnitedHealth Group Incorporated	.NO	
		.00000	20-8993255			00000	Healthplex of CT, Inc.	.CT	NIA	Healthplex, Inc.	OWNERSHIP	100.000	UnitedHealth Group Incorporated	.NO	
		.00000	20-5644765			00000	Healthplex of DC, Inc.	.DC	NIA	Healthplex, Inc.	OWNERSHIP	100.000	UnitedHealth Group Incorporated	.NO	
		.00000	20-5644779			00000	Healthplex of MD, Inc.	.MD	NIA	Healthplex, Inc.	OWNERSHIP	100.000	UnitedHealth Group Incorporated	.NO	
		.00000	32-0572262			00000	Healthplex of ME, Inc.	.ME	NIA	Healthplex, Inc.	OWNERSHIP	100.000	UnitedHealth Group Incorporated	.NO	
		.00000	35-2633905			00000	Healthplex of NC, Inc.	.NC	NIA	Healthplex, Inc.	OWNERSHIP	100.000	UnitedHealth Group Incorporated	.NO	
		.12830	20-5343824			00000	Healthplex of NJ, Inc.	.NJ	IA	Healthplex, Inc.	OWNERSHIP	100.000	UnitedHealth Group Incorporated	.NO	
		.00000	45-0705334			00000	Healthplex of TX, Inc.	.TX	NIA	Healthplex, Inc.	OWNERSHIP	100.000	UnitedHealth Group Incorporated	.NO	
		.00000	11-2714365			00000	Healthplex, Inc.	.NY	NIA	Healthplex America, LLC	OWNERSHIP	100.000	UnitedHealth Group Incorporated	.NO	
		.00000	71-0847266			00000	HealthSCOPE Benefits, Inc.	.DE	NIA	HealthSCOPE Holdings, Inc.	OWNERSHIP	100.000	UnitedHealth Group Incorporated	.NO	
		.00000	47-1409110			00000	HealthSCOPE Holdings, Inc.	.DE	NIA	UMR, Inc.	OWNERSHIP	100.000	UnitedHealth Group Incorporated	.NO	
		.00000	83-2722254			00000	Heartland Heart and Vascular, LLC	.DE	NIA	SCA Heartland Holdings, LLC	OWNERSHIP	99.000	UnitedHealth Group Incorporated	.NO	
		.00000	83-2722254			00000	Heartland Heart and Vascular, LLC	.DE	NIA	Endoscopy Center Affiliates, Inc.	OWNERSHIP	1.000	UnitedHealth Group Incorporated	.NO	
		.00000				00000	Help Seguros de Vida S.A.	.CHL	NIA	Banmédica S.A.	OWNERSHIP	100.000	UnitedHealth Group Incorporated	.NO	
		.00000				00000	Help Seguros de Vida S.A.	.CHL	NIA	Banmédica Internacional SpA	OWNERSHIP	0.000	UnitedHealth Group Incorporated	.NO	
		.00000				00000	Help Service S.A.	.CHL	NIA	Saden S.A.	OWNERSHIP	0.000	UnitedHealth Group Incorporated	.NO	
		.00000				00000	Help Service S.A.	.CHL	NIA	Banmédica S.A.	OWNERSHIP	100.000	UnitedHealth Group Incorporated	.NO	
		.00000	98-1443161			00000	Help SpA	.CHL	NIA	Saden S.A.	OWNERSHIP	0.000	UnitedHealth Group Incorporated	.NO	
		.00000	98-1443161			00000	Help SpA	.CHL	NIA	Banmédica S.A.	OWNERSHIP	100.000	UnitedHealth Group Incorporated	.NO	
		.00000	80-0020865			00000	Heron Ridge Assoc., P.L.C.	.MI	NIA	Physician(s) Owned	INFLUENCE	0.000	UnitedHealth Group Incorporated	.NO	.1
		.00000	46-5291602			00000	HFHS-SCA Holdings, LLC	.MI	NIA	SC Affiliates, LLC	OWNERSHIP	49.000	UnitedHealth Group Incorporated	.NO	.2
		.00000	84-1472832			00000	Highlands Ranch Healthcare, LLC	.CO	NIA	Urgent Care MSO, LLC	OWNERSHIP	100.000	UnitedHealth Group Incorporated	.NO	
		.00000	98-1452260			00000	Home Medical S.A.	.CHL	NIA	Help SpA	OWNERSHIP	99.998	UnitedHealth Group Incorporated	.NO	
		.00000	98-1452260			00000	Home Medical S.A.	.CHL	NIA	Saden S.A.	OWNERSHIP	0.002	UnitedHealth Group Incorporated	.NO	
		.00000	81-0884465			00000	Homecare Dimensions of Florida, Inc.	.TX	NIA	WellMed Networks, Inc.	OWNERSHIP	100.000	UnitedHealth Group Incorporated	.NO	.1
		.00000	74-2758644			00000	Homecare Dimensions, Inc.	.TX	NIA	WellMed Networks, Inc.	OWNERSHIP	100.000	UnitedHealth Group Incorporated	.NO	.1
		.00000				00000	Honodav SpA	.CHL	NIA	Clínica Dávila y Servicios Médicos S.p.A.	OWNERSHIP	99.000	UnitedHealth Group Incorporated	.NO	
		.00000				00000	Honodav SpA	.CHL	NIA	Servicios Integrados de Salud Ltda.	OWNERSHIP	1.000	UnitedHealth Group Incorporated	.NO	
		.00000	98-1286038			00000	Hospitais Associados de Pernambuco Ltda.	.BRA	NIA	Hospital Alvorada Taguatinga Ltda.	OWNERSHIP	0.000	UnitedHealth Group Incorporated	.NO	
		.00000	98-1286038			00000	Hospitais Associados de Pernambuco Ltda.	.BRA	NIA	Esho – Empresa de Serviços Hospitalares S.A.	OWNERSHIP	100.000	UnitedHealth Group Incorporated	.NO	
		.00000				00000	Hospital Alvorada Taguatinga Ltda.	.BRA	NIA	Amil Assistência Médica Internacional S.A.	OWNERSHIP	.86.360	UnitedHealth Group Incorporated	.NO	
		.00000				00000	Hospital Alvorada Taguatinga Ltda.	.BRA	NIA	Bosque Medical Center Ltda.	OWNERSHIP	6.532	UnitedHealth Group Incorporated	.NO	
		.00000				00000	Hospital Alvorada Taguatinga Ltda.	.BRA	NIA	Esho – Empresa de Serviços Hospitalares S.A.	OWNERSHIP	7.109	UnitedHealth Group Incorporated	.NO	
		.00000	98-1389272			00000	Hospital Ana Costa S.A.	.BRA	NIA	Plano de Saúde Ana Costa Ltda.	OWNERSHIP	.76.000	UnitedHealth Group Incorporated	.NO	
		.00000	98-1389272			00000	Hospital Ana Costa S.A.	.BRA	NIA	Hospital Alvorada Taguatinga Ltda.	OWNERSHIP	23.824	UnitedHealth Group Incorporated	.NO	
		.00000	98-1310065			00000	Hospital de Clínicas de Jacarepaguá Ltda.	.BRA	NIA	Esho – Empresa de Serviços Hospitalares S.A.	OWNERSHIP	100.000	UnitedHealth Group Incorporated	.NO	
		.00000	98-1310065			00000	Hospital de Clínicas de Jacarepaguá Ltda.	.BRA	NIA	Cemed Care – Empresa de Atendimento Clínico Geral Ltda.	OWNERSHIP	0.000	UnitedHealth Group Incorporated	.NO	
		.00000	98-1332673			00000	Hospital Santa Helena S.A.	.BRA	NIA	Elual Participações S.A.	OWNERSHIP	10.947	UnitedHealth Group Incorporated	.NO	
		.00000	98-1332673			00000	Hospital Santa Helena S.A.	.BRA	NIA	Esho – Empresa de Serviços Hospitalares S.A.	OWNERSHIP	.89.053	UnitedHealth Group Incorporated	.NO	

SCHEDULE Y
PART 1A - DETAIL OF INSURANCE HOLDING COMPANY SYSTEM

1	2	3	4	5	6	7	8	9	10	11	12	13	14	15	16
Group Code	Group Name	NAIC Company Code	ID Number	Federal RSSD	CIK	Name of Securities Exchange if Publicly Traded (U.S. or International)	Names of Parent, Subsidiaries Or Affiliates	Domi-ciliary Location	Relation-ship to Reporting Entity	Directly Controlled by (Name of Entity/Person)	Type of Control (Ownership, Board, Management, Attorney-in-Fact, Influence, Other)	If Control is Owner-ship Provide Per-centage	Ultimate Controlling Entity(ies)/Person(s)	Is an SCA Filing Re-quired? (Yes/No)	*
		.00000	26-2912304			00000	Humedica, Inc.	.DE	NIA	United HealthCare Services, Inc.	OWNERSHIP	100.000	UnitedHealth Group Incorporated	.NO	
		.00000	36-4331825			00000	Hygeia Corporation	.DE	NIA	UnitedHealth International, Inc.	OWNERSHIP	100.000	UnitedHealth Group Incorporated	.NO	
		.00000	98-1106075			00000	Hygeia Corporation (Ontario)	.CAN	NIA	FrontierMEDEX US, Inc.	OWNERSHIP	100.000	UnitedHealth Group Incorporated	.NO	
		.00000	84-4865867			00000	IHD Holdings, LLC	.DE	NIA	naviHealth, Inc.	OWNERSHIP	100.000	UnitedHealth Group Incorporated	.NO	
		.00000	82-1341098			00000	Illinois Independent Care Network, LLC	.DE	NIA	Surgical Care Affiliates, LLC	OWNERSHIP	100.000	UnitedHealth Group Incorporated	.NO	
		.00000	20-4351923			00000	Impel Consulting Experts, L.L.C.	.TX	NIA	Impel Management Services, L.L.C.	OWNERSHIP	100.000	UnitedHealth Group Incorporated	.NO	
		.00000	75-2574317			00000	Impel Management Services, L.L.C.	.TX	NIA	USMD Holdings, Inc.	OWNERSHIP	100.000	UnitedHealth Group Incorporated	.NO	
		.00000	27-3296953			00000	IN Style OPTICAL, LLC	.MA	NIA	Reliant Medical Group, Inc.	OWNERSHIP	100.000	UnitedHealth Group Incorporated	.NO	1
		.00000	45-4132005			00000	Indiana Care Organization, LLC	.IN	NIA	AHN Target Holdings, LLC	OWNERSHIP	100.000	UnitedHealth Group Incorporated	.NO	
		.00000	33-0618077			00000	Inland Faculty Medical Group, Inc.	.CA	NIA	NAAM Medical Group Holdings, Inc.	OWNERSHIP	100.000	UnitedHealth Group Incorporated	.NO	1
		.00000	33-0018673			00000	Inland Surgery Center, L.P.	.CA	NIA	SC Affiliates, LLC	OWNERSHIP	8.801	UnitedHealth Group Incorporated	.NO	
		.00000	33-0018673			00000	Inland Surgery Center, L.P.	.CA	NIA	Redlands Ambulatory Surgery Center	OWNERSHIP	51.000	UnitedHealth Group Incorporated	.NO	
		.00000				00000	Immobiliaria Apoquindo 3001 S.A.	.CHL	NIA	Immobiliaria Apoquindo S.A.	OWNERSHIP	99.999	UnitedHealth Group Incorporated	.NO	
		.00000				00000	Immobiliaria Apoquindo 3001 S.A.	.CHL	NIA	Cobranzas Banmédica SpA	OWNERSHIP	0.001	UnitedHealth Group Incorporated	.NO	
		.00000	98-1458683			00000	Immobiliaria Apoquindo 3600 Ltda.	.CHL	NIA	Immobiliaria Apoquindo 3001 S.A.	OWNERSHIP	0.300	UnitedHealth Group Incorporated	.NO	
		.00000	98-1458683			00000	Immobiliaria Apoquindo 3600 Ltda.	.CHL	NIA	Banmédica S.A.	OWNERSHIP	99.700	UnitedHealth Group Incorporated	.NO	
		.00000	98-1443174			00000	Immobiliaria Apoquindo S.A.	.CHL	NIA	Saden S.A.	OWNERSHIP	0.000	UnitedHealth Group Incorporated	.NO	
		.00000	98-1443174			00000	Immobiliaria Apoquindo S.A.	.CHL	NIA	Banmédica S.A.	OWNERSHIP	100.000	UnitedHealth Group Incorporated	.NO	
		.00000	98-1458682			00000	Immobiliaria Clínica Santa María S.A.	.CHL	NIA	Banmédica S.A.	OWNERSHIP	99.510	UnitedHealth Group Incorporated	.NO	
		.00000	98-1454653			00000	Immobiliaria e Inversiones Alameda S.A.	.CHL	NIA	Banmédica S.A.	OWNERSHIP	99.980	UnitedHealth Group Incorporated	.NO	
		.00000	98-1454653			00000	Immobiliaria e Inversiones Alameda S.A.	.CHL	NIA	Saden S.A.	OWNERSHIP	0.020	UnitedHealth Group Incorporated	.NO	
		.00000	98-1460922			00000	Immobiliaria Viñamed Ltda.	.CHL	NIA	Administradora Médica Centromed S.A.	OWNERSHIP	99.900	UnitedHealth Group Incorporated	.NO	
		.00000	47-5640889			00000	INOVB Surgical at Memorial City, LLC	.TX	NIA	Memorial City Partners, LLC	OWNERSHIP	100.000	UnitedHealth Group Incorporated	.NO	
		.00000	88-0482274			00000	inPharmative, Inc.	.NV	NIA	OptumRx Health Solutions, LLC	OWNERSHIP	100.000	UnitedHealth Group Incorporated	.NO	
						00000	Inspiris Medical Services of New Jersey, P.C.	.NJ	NIA	Physician(s) Owned	INFLUENCE	0.000	UnitedHealth Group Incorporated	.NO	1
		.00000	27-1561674			00000	INSPIRIS of Michigan Medical Services, P.C.	.MI	NIA	Physician(s) Owned	INFLUENCE	0.000	UnitedHealth Group Incorporated	.NO	1
		.00000	13-4168739			00000	INSPIRIS of New York Medical Services, P.C.	.NY	NIA	Physician(s) Owned	INFLUENCE	0.000	UnitedHealth Group Incorporated	.NO	1
						00000	INSPIRIS of Pennsylvania Medical Services, P.C.	.PA	NIA	Physician(s) Owned	INFLUENCE	0.000	UnitedHealth Group Incorporated	.NO	1
		.00000	26-2895670			00000	INSPIRIS of Texas Physician Group	.TX	NIA	Optum Care Services Company	OWNERSHIP	100.000	UnitedHealth Group Incorporated	.NO	
		.00000	26-2885572			00000	Inspiris, Inc.	.DE	NIA	Collaborative Care Holdings, LLC	OWNERSHIP	100.000	UnitedHealth Group Incorporated	.NO	
						00000				Esho – Empresa de Serviços Hospitalares S.A.	OWNERSHIP	0.000	UnitedHealth Group Incorporated	.NO	
		.00000				00000	Instituto Radium de Campinas Ltda	.BRA	NIA	COI – Clínicas Oncológicas Integradas S.A.	OWNERSHIP	100.000	UnitedHealth Group Incorporated	.NO	
		.00000	27-2557480			00000	Integrated Behavioral Health, LLC	.LA	NIA	Refresh Mental Health, Inc.	OWNERSHIP	100.000	UnitedHealth Group Incorporated	.NO	
		.00000	95-0856292			00000	Inter-Hospital Physicians Association, Inc.	.OR	NIA	Optum Oregon MSO, LLC	OWNERSHIP	100.000	UnitedHealth Group Incorporated	.NO	
		.11173	22-2321226			00000	International Healthcare Services, Inc.	.NJ	IA	Healthplex, Inc.	OWNERSHIP	100.000	UnitedHealth Group Incorporated	.NO	
		.00000	46-2215497			00000	InTouch Pharmacy LLC	.GA	NIA	Diplomat Pharmacy, Inc.	OWNERSHIP	100.000	UnitedHealth Group Incorporated	.NO	
		.00000	98-1452273			00000	Inversiones Clínicas Santa María SpA	.CHL	NIA	Banmédica S.A.	OWNERSHIP	100.000	UnitedHealth Group Incorporated	.NO	
		.00000	98-1448096			00000	Isapre Banmédica S.A.	.CHL	NIA	Clínica Dávila y Servicios Médicos S.p.A.	OWNERSHIP	0.000	UnitedHealth Group Incorporated	.NO	
		.00000	98-1448096			00000	Isapre Banmédica S.A.	.CHL	NIA	Banmédica S.A.	OWNERSHIP	100.000	UnitedHealth Group Incorporated	.NO	
		.00000				00000	Jet Coordination LLC	.DE	NIA	United HealthCare Services, Inc.	OWNERSHIP	100.000	UnitedHealth Group Incorporated	.NO	
		.00000	35-2748546			00000	Jet Plane Management LLC	.DE	NIA	United HealthCare Services, Inc.	OWNERSHIP	100.000	UnitedHealth Group Incorporated	.NO	
		.00000	20-5337793			00000	Johnston Surgicare, L.P.	.RI	NIA	Surgery Center Holding, LLC	OWNERSHIP	1.000	UnitedHealth Group Incorporated	.NO	
		.00000	74-2544709			00000	Joliet Surgery Center Limited Partnership	.IL	NIA	Surgicare of Joliet, Inc.	OWNERSHIP	56.063	UnitedHealth Group Incorporated	.NO	
		.00000	26-3013277			00000	Jonathan E. Goldberg, Ph.D., Inc.	.MA	NIA	Physician(s) Owned	INFLUENCE	0.000	UnitedHealth Group Incorporated	.NO	1
		.00000	68-0624157			00000	Jordan Ridge Family Medicine, LLC	.DE	NIA	Collaborative Care Services, Inc.	OWNERSHIP	100.000	UnitedHealth Group Incorporated	.NO	
		.00000	46-4755857			00000	Joyable, Inc.	.DE	NIA	AbleTo, Inc.	OWNERSHIP	100.000	UnitedHealth Group Incorporated	.NO	
		.00000	26-3478896			00000	Joyce Marter & Associates, P.C.	.IL	NIA	Physician(s) Owned	INFLUENCE	0.000	UnitedHealth Group Incorporated	.NO	1
		.00000	83-2306992			00000	JPM Healthcare LLC	.DE	NIA	SCA-JPM Holdings, LLC	OWNERSHIP	51.000	UnitedHealth Group Incorporated	.NO	
		.00000	30-0089259			00000	K.P. Counseling, Ltd.	.IL	NIA	Physician(s) Owned	INFLUENCE	0.000	UnitedHealth Group Incorporated	.NO	1
		.16541	83-2701907			00000	Kelsey Care Administrators LLC	.TX	IA	KS Management Services, L.L.C.	OWNERSHIP	100.000	UnitedHealth Group Incorporated	.NO	

SCHEDULE Y
PART 1A - DETAIL OF INSURANCE HOLDING COMPANY SYSTEM

1	2	3	4	5	6	7	8	9	10	11	12	13	14	15	16
Group Code	Group Name	NAIC Company Code	ID Number	Federal RSSD	CIK	Name of Securities Exchange if Publicly Traded (U.S. or International)	Names of Parent, Subsidiaries Or Affiliates	Domi-ciliary Location	Relation-ship to Reporting Entity	Directly Controlled by (Name of Entity/Person)	Type of Control (Ownership, Board, Management, Attorney-in-Fact, Influence, Other)	If Control is Owner-ship Provide Percen-tage	Ultimate Controlling Entity(ies)/Person(s)	Is an SCA Filing Re-quired? (Yes/No)	*
		.00000	76-0386391			00000	Kelsey-Seybold Medical Group, PLLC	TX	NIA	Physician(s) Owned	INFLUENCE	0.000	UnitedHealth Group Incorporated	NO	1
		.00000	86-2407758			00000	Kokomo Outpatient Surgery Center, LLC	IN	NIA	SC Affiliates, LLC	OWNERSHIP	100.000	UnitedHealth Group Incorporated	NO	
		.00000	76-0602862			00000	KS Management Services, L.L.C.	TX	NIA	KSMS Intermediate Holdings II, LLC	OWNERSHIP	100.000	UnitedHealth Group Incorporated	NO	
		.00000	84-2355006			00000	KS Pharm, LLC	TX	NIA	Kelsey-Seybold Medical Group, PLLC	OWNERSHIP	100.000	UnitedHealth Group Incorporated	NO	1
		12827	20-5602615			00000	KS Plan Administrators, LLC	TX	IA	KS Management Services, L.L.C.	OWNERSHIP	100.000	UnitedHealth Group Incorporated	NO	
		.00000	84-2241460			00000	KS SC, LLC	TX	NIA	Kelsey-Seybold Medical Group, PLLC	OWNERSHIP	100.000	UnitedHealth Group Incorporated	NO	1
		.00000	84-2590138			00000	KSMS Holdings, LLC	TX	NIA	Transformer TX Holdings, LLC	OWNERSHIP	100.000	UnitedHealth Group Incorporated	NO	
		.00000	84-2598581			00000	KSMS Intermediate Holdings I, LLC	TX	NIA	KSMS Holdings, LLC	OWNERSHIP	100.000	UnitedHealth Group Incorporated	NO	
		.00000	84-2646230			00000	KSMS Intermediate Holdings II, LLC	TX	NIA	KSMS Intermediate Holdings I, LLC	OWNERSHIP	100.000	UnitedHealth Group Incorporated	NO	
		.00000				00000	La Esperanza del Perú S.A.	PER	NIA	Pacifico S.A. Entidad Prestadora de Salud	OWNERSHIP	100.000	UnitedHealth Group Incorporated	NO	
		.00000	98-1456202			00000	Laboratorio ROE S.A.	PER	NIA	Pacifico S.A. Entidad Prestadora de Salud	OWNERSHIP	100.000	UnitedHealth Group Incorporated	NO	
		.00000				00000	Laboratorios Médicos Amed Quilpué S.A.	CHL	NIA	Centromed Quilpué S.A.	OWNERSHIP	99.900	UnitedHealth Group Incorporated	NO	
		.00000				00000	Laboratorios Médicos Amed Quilpué S.A.	CHL	NIA	Servicios Médicos Amed Quilpué S.A.	OWNERSHIP	0.100	UnitedHealth Group Incorporated	NO	
		.00000	82-4513634			00000	Landmark Connect of Pennsylvania, PC	PA	NIA	Physician(s) Owned	INFLUENCE	0.000	UnitedHealth Group Incorporated	NO	1
		.00000	82-5437916			00000	Landmark Group Holdings, LLC	DE	NIA	Laser Acquisition Holdings III, LLC	OWNERSHIP	100.000	UnitedHealth Group Incorporated	NO	
		.00000	36-4785073			00000	Landmark Health NY IPA, LLC	NY	NIA	Landmark Health, LLC	OWNERSHIP	100.000	UnitedHealth Group Incorporated	NO	
		.00000	37-1774991			00000	Landmark Health NY PO, LLC	DE	NIA	Landmark Health, LLC	OWNERSHIP	100.000	UnitedHealth Group Incorporated	NO	
		.00000	35-2547489			00000	Landmark Health of California, LLC	DE	NIA	Landmark Health, LLC	OWNERSHIP	100.000	UnitedHealth Group Incorporated	NO	
		.00000	35-2616929			00000	Landmark Health of Massachusetts, LLC	DE	NIA	Landmark Health, LLC	OWNERSHIP	100.000	UnitedHealth Group Incorporated	NO	
		.00000	37-1880434			00000	Landmark Health of North Carolina, LLC	NC	NIA	Landmark MSO, LLC	OWNERSHIP	100.000	UnitedHealth Group Incorporated	NO	
		.00000	38-3952354			00000	Landmark Health of Oregon, LLC	DE	NIA	Landmark Health, LLC	OWNERSHIP	100.000	UnitedHealth Group Incorporated	NO	
		.00000	61-1781940	0707		61832	Landmark Health of Pennsylvania, LLC	DE	NIA	Landmark Health, LLC	OWNERSHIP	100.000	UnitedHealth Group Incorporated	NO	
		.00000	61-1752988			00000	Landmark Health of Washington, LLC	DE	NIA	Landmark Health, LLC	OWNERSHIP	100.000	UnitedHealth Group Incorporated	NO	
							Landmark Health Technologies Private Limited								
		.00000				00000	Landmark Health Technologies Private Limited	IND	NIA	Landmark India, LLC	OWNERSHIP	0.010	UnitedHealth Group Incorporated	NO	
		.00000				00000									
		.00000	46-3015502			00000	Landmark Health, LLC	IND	NIA	Landmark Health, LLC	OWNERSHIP	99.990	UnitedHealth Group Incorporated	NO	
		.00000	37-1776229			00000	Landmark India, LLC	DE	NIA	Landmark Group Holdings, LLC	OWNERSHIP	100.000	UnitedHealth Group Incorporated	NO	
		.00000	85-0997438			00000	Landmark Medical of Arkansas, P.A.	AR	NIA	Landmark Health, LLC	OWNERSHIP	100.000	UnitedHealth Group Incorporated	NO	
		.00000	47-4553619			00000	Landmark Medical of California, PC	CA	NIA	Physician(s) Owned	INFLUENCE	0.000	UnitedHealth Group Incorporated	NO	1
		.00000	83-2295301			00000	Landmark Medical of Connecticut, PC	CT	NIA	Physician(s) Owned	INFLUENCE	0.000	UnitedHealth Group Incorporated	NO	1
		.00000	85-0838149			00000	Landmark Medical of Florida, P.A.	FL	NIA	Physician(s) Owned	INFLUENCE	0.000	UnitedHealth Group Incorporated	NO	1
		.00000				00000	Landmark Medical of Idaho, PC	ID	NIA	Physician(s) Owned	INFLUENCE	0.000	UnitedHealth Group Incorporated	NO	1
		.00000	82-4633545			00000	Landmark Medical of Kansas, P.A.	KS	NIA	Physician(s) Owned	INFLUENCE	0.000	UnitedHealth Group Incorporated	NO	1
		.00000	82-4881602			00000	Landmark Medical of Kentucky, PSC	KY	NIA	Physician(s) Owned	INFLUENCE	0.000	UnitedHealth Group Incorporated	NO	1
							Landmark Medical of Louisiana, a Professional								
		.00000	82-4881732			00000	Corporation	LA	NIA	Physician(s) Owned	INFLUENCE	0.000	UnitedHealth Group Incorporated	NO	1
		.00000	81-5364097			00000	Landmark Medical of Massachusetts, PLLC	MA	NIA	Physician(s) Owned	INFLUENCE	0.000	UnitedHealth Group Incorporated	NO	1
		.00000	86-3599871			00000	Landmark Medical of Michigan, P.C.	MI	NIA	Physician(s) Owned	INFLUENCE	0.000	UnitedHealth Group Incorporated	NO	1
		.00000	82-5084178			00000	Landmark Medical of Mississippi, P.C.	MS	NIA	Physician(s) Owned	INFLUENCE	0.000	UnitedHealth Group Incorporated	NO	1
		.00000	82-4857713			00000	Landmark Medical of Missouri, P.C.	MO	NIA	Physician(s) Owned	INFLUENCE	0.000	UnitedHealth Group Incorporated	NO	1
		.00000	85-1174070			00000	Landmark Medical of New Hampshire, P.C.	NH	NIA	Physician(s) Owned	INFLUENCE	0.000	UnitedHealth Group Incorporated	NO	1
		.00000	82-4256752			00000	Landmark Medical of North Carolina, P.C.	NC	NIA	Physician(s) Owned	INFLUENCE	0.000	UnitedHealth Group Incorporated	NO	1
							Landmark Medical of Ohio, Professional								
		.00000	82-4864947			00000	Corporation	OH	NIA	Physician(s) Owned	INFLUENCE	0.000	UnitedHealth Group Incorporated	NO	1
		.00000	47-2926188			00000	Landmark Medical of Oregon, PC	OR	NIA	Physician(s) Owned	INFLUENCE	0.000	UnitedHealth Group Incorporated	NO	1
		.00000	81-1605378			00000	Landmark Medical of Pennsylvania, PC	PA	NIA	Physician(s) Owned	INFLUENCE	0.000	UnitedHealth Group Incorporated	NO	1
		.00000	84-2830065			00000	Landmark Medical of Rhode Island, PC	RI	NIA	Physician(s) Owned	INFLUENCE	0.000	UnitedHealth Group Incorporated	NO	1
		.00000	30-1288593			00000	Landmark Medical of Tennessee, PC	TN	NIA	Physician(s) Owned	INFLUENCE	0.000	UnitedHealth Group Incorporated	NO	1
		.00000	83-2296389			00000	Landmark Medical of Texas, PA	TX	NIA	Physician(s) Owned	INFLUENCE	0.000	UnitedHealth Group Incorporated	NO	1
		.00000	84-2660339			00000	Landmark Medical of Utah, PC	UT	NIA	Physician(s) Owned	INFLUENCE	0.000	UnitedHealth Group Incorporated	NO	1
		.00000	85-0839774			00000	Landmark Medical of Virginia, P.C.	VA	NIA	Physician(s) Owned	INFLUENCE	0.000	UnitedHealth Group Incorporated	NO	1
		.00000	47-3028655			00000	Landmark Medical of Washington, PC	WA	NIA	Physician(s) Owned	INFLUENCE	0.000	UnitedHealth Group Incorporated	NO	1

SCHEDULE Y
PART 1A - DETAIL OF INSURANCE HOLDING COMPANY SYSTEM

1	2	3	4	5	6	7	8	9	10	11	12	13	14	15	16
Group Code	Group Name	NAIC Company Code	ID Number	Federal RSSD	CIK	Name of Securities Exchange if Publicly Traded (U.S. or International)	Names of Parent, Subsidiaries Or Affiliates	Domi-ciliary Location	Relation-ship to Reporting Entity	Directly Controlled by (Name of Entity/Person)	Type of Control (Ownership, Board, Management, Attorney-in-Fact, Influence, Other)	If Control is Owner-ship Provide Percen-tage	Ultimate Controlling Entity(ies)/Person(s)	Is an SCA Filing Re-quired? (Yes/No)	*
		.00000	47-1588943			00000	Landmark Medical, P.C.	NY	NIA	Physician(s) Owned	INFLUENCE	0.000	UnitedHealth Group Incorporated	NO	1
		.00000	32-0446592			00000	Landmark MSO, LLC	DE	NIA	Landmark Health, LLC	OWNERSHIP	100.000	UnitedHealth Group Incorporated	NO	
		.00000	85-3189716			00000	Landmark Primary Care, LLC	DE	NIA	Landmark Health, LLC	OWNERSHIP	100.000	UnitedHealth Group Incorporated	NO	
		.00000		0707		15737	Laser Acquisition Holdings III, LLC	DE	NIA	OptumHealth Holdings, LLC	OWNERSHIP	100.000	UnitedHealth Group Incorporated	NO	
		.00000	81-3732334			00000	LDI Holding Company, LLC	DE	NIA	Diplomat Pharmacy, Inc.	OWNERSHIP	100.000	UnitedHealth Group Incorporated	NO	
		.00000	38-4062192			00000	LDI Management Services, LLC	DE	NIA	LDI Holding Company, LLC	OWNERSHIP	100.000	UnitedHealth Group Incorporated	NO	
		.00000	81-3741657			00000	Leehar Distributors, LLC	DE	NIA	LDI Holding Company, LLC	OWNERSHIP	100.000	UnitedHealth Group Incorporated	NO	
		.00000	32-0543788			00000	Level2 Health Holdings, Inc.	DE	NIA	UnitedHealth Group Ventures, LLC	OWNERSHIP	100.000	UnitedHealth Group Incorporated	NO	
		.00000	82-3161933			00000	Level2 Health IPA, LLC	DE	NIA	Level2 Health Holdings, Inc.	OWNERSHIP	100.000	UnitedHealth Group Incorporated	NO	
		.00000	82-3130872			00000	Level2 Health Management, LLC	DE	NIA	Level2 Health Holdings, Inc.	OWNERSHIP	100.000	UnitedHealth Group Incorporated	NO	
		.00000	84-5003916			00000	Level2 Medical Services, P.A.	DE	NIA	Physician(s) Owned	INFLUENCE	0.000	UnitedHealth Group Incorporated	NO	1
		.00000	87-2684015			00000	Level2 Medical Services, P.A. New Jersey	NJ	NIA	Physician(s) Owned	INFLUENCE	0.000	UnitedHealth Group Incorporated	NO	1
		.00000	87-2600511			00000	Level2 Medical Services, P.C. Alaska	AK	NIA	Physician(s) Owned	INFLUENCE	0.000	UnitedHealth Group Incorporated	NO	1
		.00000				00000	Level2 Medical Services, P.C. California	CA	NIA	Physician(s) Owned	INFLUENCE	0.000	UnitedHealth Group Incorporated	NO	1
		.00000	87-0989804			00000	Level2 Medical Services, P.C. Utah	UT	NIA	Physician(s) Owned	INFLUENCE	0.000	UnitedHealth Group Incorporated	NO	1
		.00000	61-1028180			00000	Lexington Surgery Center, Ltd.	KY	NIA	Surgery Center of Lexington, LLC	OWNERSHIP	78.500	UnitedHealth Group Incorporated	NO	2
		.00000	36-3468942			00000	LGH-A/Golf ASTC, L.L.C.	IL	NIA	Advocate-SCA Partners, LLC	OWNERSHIP	49.000	UnitedHealth Group Incorporated	NO	2
		.00000	20-0468524			00000	Life Strategies Counseling, Inc.	AR	NIA	Physician(s) Owned	INFLUENCE	0.000	UnitedHealth Group Incorporated	NO	1
							Lifeprint Accountable Care Organization, LLC								
		.00000	32-0409538			00000		DE	NIA	Collaborative Care Holdings, LLC	OWNERSHIP	100.000	UnitedHealth Group Incorporated	NO	
		.00000	26-3236909			00000	LifeSolutions Administrative Services, LLC	IN	NIA	Refresh Mental Health, Inc.	OWNERSHIP	100.000	UnitedHealth Group Incorporated	NO	
		.00000	26-3292877	0707		91529	LifeSolutions Counseling Associates, P.C.	IN	NIA	Physician(s) Owned	INFLUENCE	0.000	UnitedHealth Group Incorporated	NO	1
		.00000	58-2305878	0707		11596	Lifelwell, Ltd. Co.	GA	NIA	HealthScope Benefits, Inc.	OWNERSHIP	100.000	UnitedHealth Group Incorporated	NO	
		.00000				00000	Lightning Merger Sub Inc.	DE	NIA	UnitedHealth Group Incorporated	OWNERSHIP	100.000	UnitedHealth Group Incorporated	NO	
		.00000	51-0277181			00000	Limestone Medical Center, LLC	DE	NIA	Virtua-SCA Holdings II, LLC	OWNERSHIP	60.000	UnitedHealth Group Incorporated	NO	2
		.00000	88-0586923			00000	Lindenhurst Holding, LLC	DE	NIA	SC Affiliates, LLC	OWNERSHIP	100.000	UnitedHealth Group Incorporated	NO	
		.00000	82-2435405			00000	Logan Surgical Suites, LLC	UT	NIA	SCA Northern Utah Holdings, LLC	OWNERSHIP	55.000	UnitedHealth Group Incorporated	NO	
							Lotten-Eyes Oftalmologia Clínica e Cirurgica Ltda.	BRA	NIA	Esho – Empresa de Serviços Hospitalares S.A.	OWNERSHIP	0.000	UnitedHealth Group Incorporated	NO	
		.00000	98-1337963			00000	Lotten-Eyes Oftalmologia Clínica e Cirurgica Ltda.	BRA	NIA	Hospital Alvorada Taguatinga Ltda.	OWNERSHIP	100.000	UnitedHealth Group Incorporated	NO	
		.00000	62-1179566			00000	Louisville S.C., Ltd.	KY	NIA	Surgery Center of Louisville, LLC	OWNERSHIP	60.200	UnitedHealth Group Incorporated	NO	
		.00000	62-1179538			00000	Louisville-SC Properties, Inc.	KY	NIA	SC Affiliates, LLC	OWNERSHIP	100.000	UnitedHealth Group Incorporated	NO	
							Loyola Ambulatory Surgery Center at Oakbrook, Inc.	IL	NIA	ASC Network, LLC	OWNERSHIP	100.000	UnitedHealth Group Incorporated	NO	
		.00000	36-4119519			00000	Loyola Ambulatory Surgery Center at Oakbrook, L.P.	IL	NIA	Loyola Ambulatory Surgery Center at Oakbrook, Inc.	OWNERSHIP	45.000	UnitedHealth Group Incorporated	NO	2
		.00000	98-1137620			00000	Lusiadas – Parcerias Cascais, S.A.	PRT	NIA	Lusiadas, SGPS, S.A.	OWNERSHIP	100.000	UnitedHealth Group Incorporated	NO	
		.00000	98-1139095			00000	Lusiadas A.C.E.	PRT	NIA	Clínica Médico Cirúrgica de Santa Tecla, S.A.	OWNERSHIP	5.000	UnitedHealth Group Incorporated	NO	
		.00000	98-1139095	0707		95174	Lusiadas A.C.E.	PRT	NIA	Associação Lusiadas Knowledge Center – Health Education and Research	OWNERSHIP	1.000	UnitedHealth Group Incorporated	NO	
		.00000	98-1139095			00000	Lusiadas A.C.E.	PRT	NIA	Lusiadas – Parcerias Cascais, S.A.	OWNERSHIP	10.000	UnitedHealth Group Incorporated	NO	
		.00000	98-1139095			00000	Lusiadas A.C.E.	PRT	NIA	CLISA – Clínica de Santo António, S.A.	OWNERSHIP	10.000	UnitedHealth Group Incorporated	NO	
		.00000	98-1139095	0707		13168	Lusiadas A.C.E.	PRT	NIA	Lusiadas, S.A.	OWNERSHIP	20.000	UnitedHealth Group Incorporated	NO	
		.00000	98-1139095	0707		12323	Lusiadas A.C.E.	PRT	NIA	Lusiadas, SGPS, S.A.	OWNERSHIP	49.000	UnitedHealth Group Incorporated	NO	
		.00000	98-1139095	0707		11141	Lusiadas A.C.E.	PRT	NIA	Lusiadas Algarve, S.A.	OWNERSHIP	5.000	UnitedHealth Group Incorporated	NO	
		.00000		0707		95467	Lusiadas Algarve, S.A.	PRT	NIA	Lusiadas, SGPS, S.A.	OWNERSHIP	100.000	UnitedHealth Group Incorporated	NO	
		.00000	98-1139089			00000	Lusiadas, S.A.	PRT	NIA	Lusiadas, SGPS, S.A.	OWNERSHIP	100.000	UnitedHealth Group Incorporated	NO	
		.00000	98-1138570			00000	Lusiadas, SGPS, S.A.	PRT	NIA	AMIL International S.á.r.l.	OWNERSHIP	100.000	UnitedHealth Group Incorporated	NO	
		.00000	02-0749532			00000	Lutheran Campus ASC, LLC	CO	NIA	SQLHS-SCA Holdings, LLC	OWNERSHIP	64.878	UnitedHealth Group Incorporated	NO	
		.00000	20-2547795	0707		79413	Main Line Spine Surgery Center, LLC	PA	NIA	Virtua-SCA Holdings II, LLC	OWNERSHIP	55.000	UnitedHealth Group Incorporated	NO	2
		.60321	52-1803283	0707		84549	MAISI Life and Health Insurance Company	MD	IA	United HealthCare Services, Inc.	OWNERSHIP	100.000	UnitedHealth Group Incorporated	NO	
		.52014	65-0303864	0707		60318	Managed Care of North America, Inc.	FL	IA	MCNA Health Care Holdings, LLC	OWNERSHIP	100.000	UnitedHealth Group Incorporated	NO	

SCHEDULE Y
PART 1A - DETAIL OF INSURANCE HOLDING COMPANY SYSTEM

1	2	3	4	5	6	7	8	9	10	11	12	13	14	15	16
Group Code	Group Name	NAIC Company Code	ID Number	Federal RSSD	CIK	Name of Securities Exchange if Publicly Traded (U.S. or International)	Names of Parent, Subsidiaries Or Affiliates	Domi-ciliary Location	Relation-ship to Reporting Entity	Directly Controlled by (Name of Entity/Person)	Type of Control (Ownership, Board, Management, Attorney-in-Fact, Influence, Other)	If Control is Owner-ship Provide Percen-tage	Ultimate Controlling Entity(ies)/Person(s)	Is an SCA Filing Re-quired? (Yes/No)	*
		.00000	14-1782475	0707		60093	Managed Physical Network, Inc.NY.	NIA.....	OptumHealth Care Solutions, LLC	OWNERSHIP	100.000	UnitedHealth Group IncorporatedNO..
		.00000	86-1354607	0707		12231	Mansfield Endoscopy Center, LLCTX.	NIA.....	Surgical Care Affiliates, LLC	INFLUENCE	0.000	UnitedHealth Group IncorporatedNO..
		.00000	20-2880404			00000	March Holdings, Inc.CA.	NIA.....	Specialty Benefits, LLC	OWNERSHIP	100.000	UnitedHealth Group IncorporatedNO..
		.00000	95-4874334			00000	March Vision Care Group, IncorporatedCA.	NIA.....	California Spring Holdings, PC	OWNERSHIP	100.000	UnitedHealth Group IncorporatedNO..1
		.00000	27-3115058			00000	March Vision Care IPA, Inc.NY.	NIA.....	March Vision Care Group, Incorporated	OWNERSHIP	100.000	UnitedHealth Group IncorporatedNO..1
		.00000	45-4227915			00000	March Vision Care of Texas, Inc.TX.	NIA.....	March Vision Care Group, Incorporated	OWNERSHIP	100.000	UnitedHealth Group IncorporatedNO..1
		.00000	20-3042852			00000	March Vision Care, Inc.CA.	NIA.....	March Holdings, Inc.	OWNERSHIP	100.000	UnitedHealth Group IncorporatedNO..
		.00000	94-3377073			00000	Marin Health Ventures, LLCCA.	NIA.....	Marin Specialty Surgery Center, LLC	OWNERSHIP	100.000	UnitedHealth Group IncorporatedNO..
		.00000	26-2637247			00000	Marin Specialty Surgery Center, LLCCA.	NIA.....	MGH/SCA, LLC	OWNERSHIP	51.000	UnitedHealth Group IncorporatedNO..
		.00000	26-2601943			00000	Marin Surgery Holdings, Inc.DE.	NIA.....	SC Affiliates, LLC	OWNERSHIP	100.000	UnitedHealth Group IncorporatedNO..
		.00000	85-2924503			00000	Marlin Holding Company LLCDE.	NIA.....	Specialty Benefits, LLC	OWNERSHIP	100.000	UnitedHealth Group IncorporatedNO..
		.00000	52-1456812			00000	Maryland Ambulatory Centers, LLCMD.	NIA.....	Surgery Center of Ellicott City, Inc.	OWNERSHIP	50.000	UnitedHealth Group IncorporatedNO..
		.00000	52-1456812			00000	Maryland Ambulatory Centers, LLCMD.	NIA.....	Maryland-SCA Centers, LLC	OWNERSHIP	44.118	UnitedHealth Group IncorporatedNO..
		.00000	52-1401791	0707		97179	Maryland-SCA Centers, LLCDE.	NIA.....	SC Affiliates, LLC	OWNERSHIP	100.000	UnitedHealth Group IncorporatedNO..
		.00000		0707		95784	Massachusetts Assurance Company, Ltd. PICCYM.	NIA.....	Collaborative Care Holdings, LLC	OWNERSHIP	0.008	UnitedHealth Group IncorporatedNO..
		.00000		0707		96016	Massachusetts Assurance Company, Ltd. PICCYM.	NIA.....	H&W Indemnity (SPC), Ltd.	OWNERSHIP	99.992	UnitedHealth Group IncorporatedNO..
		.00000	20-0815305	0707		95446	Massachusetts Avenue Surgery Center, LLCMD.	NIA.....	SC Affiliates, LLC	OWNERSHIP	1.540	UnitedHealth Group IncorporatedNO..
		.00000	20-0815305	0707		95090	Massachusetts Avenue Surgery Center, LLCMD.	NIA.....	SCA-Bethesda, LLC	OWNERSHIP	60.441	UnitedHealth Group IncorporatedNO..
		.00000	43-1967820	0707		95264	MAT-RX DEVELOPMENT, L.L.C.TX.	NIA.....	WellMed Networks, Inc.	OWNERSHIP	100.000	UnitedHealth Group IncorporatedNO..1
		.00000	35-2262695	0707		95850	Mat-Rx Fort Worth GP, L.L.C.TX.	NIA.....	MAT-RX DEVELOPMENT, L.L.C.	OWNERSHIP	100.000	UnitedHealth Group IncorporatedNO..1
		.00000	62-1600267	0707		95776	McKenzie Surgery Center, L.P.TN.	NIA.....	SCA-Eugene, Inc.	OWNERSHIP	30.000	UnitedHealth Group IncorporatedNO..2
		.00000	45-2542951	0707		96644	MCNA Health Care Holdings, LLCFL.	NIA.....	Marlin Holding Company LLC	OWNERSHIP	100.000	UnitedHealth Group IncorporatedNO..
		.14063	52-2459969	0707		96644	MCNA Insurance CompanyTX.	IA.....	MCNA Health Care Holdings, LLC	OWNERSHIP	100.000	UnitedHealth Group IncorporatedNO..
		.00000	45-3641822	0707		95833	MCNA Systems Corp.FL.	NIA.....	MCNA Health Care Holdings, LLC	OWNERSHIP	100.000	UnitedHealth Group IncorporatedNO..
							North American Medical Management								
		.00000	42-1741594	0707		95716	MD Ops, Inc.CA.	NIA.....	California, Inc.	OWNERSHIP	100.000	UnitedHealth Group IncorporatedNO..
		.96310	52-1169135	0707		95149	MD-Individual Practice Association, Inc.MD.	IA.....	United HealthCare Services, Inc.	OWNERSHIP	100.000	UnitedHealth Group IncorporatedNO..
		.00000	83-1183650	0707		13214	ME AHS UC LLCDE.	NIA.....	Riverside Medical Management, LLC	OWNERSHIP	70.000	UnitedHealth Group IncorporatedNO..
		.00000	81-0936574	0707		95085	ME Urgent Care Nebraska, Inc.NE.	NIA.....	Physician(s) Owned	INFLUENCE	0.000	UnitedHealth Group IncorporatedNO..1
		.00000	20-3824377	0707		95103	MedExpress Development, LLCFL.	NIA.....	Urgent Care MSO, LLC	OWNERSHIP	100.000	UnitedHealth Group IncorporatedNO..
		.00000	81-1265129	0707		95186	MedExpress Employed Services, Inc.DE.	NIA.....	Physician(s) Owned	INFLUENCE	0.000	UnitedHealth Group IncorporatedNO..1
		.00000	81-4550969	0707		96903	MedExpress Primary Care Arizona, P.C.AZ.	NIA.....	Physician(s) Owned	INFLUENCE	0.000	UnitedHealth Group IncorporatedNO..1
		.00000	84-4234388	0707		95893	MedExpress Primary Care Arkansas, P.A.AR.	NIA.....	Physician(s) Owned	INFLUENCE	0.000	UnitedHealth Group IncorporatedNO..1
		.00000	81-4605885	0707		95220	MedExpress Primary Care Kansas, P.A.KS.	NIA.....	Physician(s) Owned	INFLUENCE	0.000	UnitedHealth Group IncorporatedNO..1
		.00000	82-3384324	0707		16740	MedExpress Primary Care Maryland, P.C.MD.	NIA.....	Physician(s) Owned	INFLUENCE	0.000	UnitedHealth Group IncorporatedNO..1
		.00000	82-1096099	0707		95765	MedExpress Primary Care Massachusetts, P.C.MA.	NIA.....	Physician(s) Owned	INFLUENCE	0.000	UnitedHealth Group IncorporatedNO..1
		.00000	81-4396738	0707		95025	MedExpress Primary Care Minnesota P.C.MN.	NIA.....	Physician(s) Owned	INFLUENCE	0.000	UnitedHealth Group IncorporatedNO..1
		.00000	83-1077265	0707		95591	MedExpress Primary Care Oklahoma, P.C.OK.	NIA.....	Physician(s) Owned	INFLUENCE	0.000	UnitedHealth Group IncorporatedNO..1
							MedExpress Primary Care South Carolina, P.C.								
		.00000	83-0764858	0707		96385	MedExpress Primary Care South Carolina, P.C.	.SC.	NIA.....	Physician(s) Owned	INFLUENCE	0.000	UnitedHealth Group IncorporatedNO..1
		.00000	84-2500750	0707		95685	MedExpress Primary Care Texas, P.A.TX.	NIA.....	Physician(s) Owned	INFLUENCE	0.000	UnitedHealth Group IncorporatedNO..1
		.00000	82-3395792	0707		95501	MedExpress Primary Care Virginia, P.C.VA.	NIA.....	Physician(s) Owned	INFLUENCE	0.000	UnitedHealth Group IncorporatedNO..1
		.00000	82-4401181	0707		48038	MedExpress Primary Care West Virginia, Inc.WV.	NIA.....	Physician(s) Owned	INFLUENCE	0.000	UnitedHealth Group IncorporatedNO..1
		.00000	81-4563448	0707		95710	MedExpress Primary Care Wisconsin, S.C.WI.	NIA.....	Physician(s) Owned	INFLUENCE	0.000	UnitedHealth Group IncorporatedNO..1
							MedExpress Urgent Care – Northern New Jersey								
		.00000	83-2089623	0707		95378	PCNJ.	NIA.....	Physician(s) Owned	INFLUENCE	0.000	UnitedHealth Group IncorporatedNO..1
		.00000	45-5388778			00000	MedExpress Urgent Care – New Jersey, P.C.NJ.	NIA.....	Physician(s) Owned	INFLUENCE	0.000	UnitedHealth Group IncorporatedNO..1
		.00000	32-0533926			00000	MedExpress Urgent Care Alabama, LLCAL.	NIA.....	Urgent Care Holdings, LLC	OWNERSHIP	100.000	UnitedHealth Group IncorporatedNO..
		.00000	81-4030280			00000	MedExpress Urgent Care Arizona, P.C.AZ.	NIA.....	Physician(s) Owned	INFLUENCE	0.000	UnitedHealth Group IncorporatedNO..1
		.00000	46-4348120			00000	MedExpress Urgent Care Arkansas, P.A.AR.	NIA.....	Physician(s) Owned	INFLUENCE	0.000	UnitedHealth Group IncorporatedNO..1
		.00000	82-0930142			00000	MedExpress Urgent Care California, P.C.CA.	NIA.....	Physician(s) Owned	INFLUENCE	0.000	UnitedHealth Group IncorporatedNO..1
		.00000	81-1956812			00000	MedExpress Urgent Care Connecticut, P.C.CT.	NIA.....	Physician(s) Owned	INFLUENCE	0.000	UnitedHealth Group IncorporatedNO..1
		.00000	82-1135336			00000	MedExpress Urgent Care Idaho, P.C.ID.	NIA.....	Physician(s) Owned	INFLUENCE	0.000	UnitedHealth Group IncorporatedNO..1
		.00000	47-4308614			00000	MedExpress Urgent Care Illinois, P.C.IL.	NIA.....	Physician(s) Owned	INFLUENCE	0.000	UnitedHealth Group IncorporatedNO..1

SCHEDULE Y
PART 1A - DETAIL OF INSURANCE HOLDING COMPANY SYSTEM

1	2	3	4	5	6	7	8	9	10	11	12	13	14	15	16
Group Code	Group Name	NAIC Company Code	ID Number	Federal RSSD	CIK	Name of Securities Exchange if Publicly Traded (U.S. or International)	Names of Parent, Subsidiaries Or Affiliates	Domi-ciliary Location	Relation-ship to Reporting Entity	Directly Controlled by (Name of Entity/Person)	Type of Control (Ownership, Board, Management, Attorney-in-Fact, Influence, Other)	If Control is Owner-ship Provide Percen-tage	Ultimate Controlling Entity(ies)/Person(s)	Is an SCA Filing Re-quired? (Yes/No)	*
		.00000	81-5363472			00000	MedExpress Urgent Care Iowa, P.C.	IA	NIA	Physician(s) Owned	INFLUENCE	0.000	UnitedHealth Group Incorporated	..NO	..1
		.00000	47-1919283			00000	MedExpress Urgent Care Kansas, P.A.	KS	NIA	Physician(s) Owned	INFLUENCE	0.000	UnitedHealth Group Incorporated	..NO	..1
		.00000	82-1719888			00000	MedExpress Urgent Care Maine, Inc.	ME	NIA	Urgent Care Holdings, LLC	OWNERSHIP	100.000	UnitedHealth Group Incorporated	..NO	..1
		.00000	81-1125396			00000	MedExpress Urgent Care Minnesota P.C.	MN	NIA	Physician(s) Owned	INFLUENCE	0.000	UnitedHealth Group Incorporated	..NO	..1
		.00000	47-3132625			00000	MedExpress Urgent Care Missouri P.C.	MO	NIA	Physician(s) Owned	INFLUENCE	0.000	UnitedHealth Group Incorporated	..NO	..1
		.00000	82-0631738			00000	MedExpress Urgent Care New Hampshire, Inc.	NH	NIA	Urgent Care Holdings, LLC	OWNERSHIP	100.000	UnitedHealth Group Incorporated	..NO	..1
		.00000	81-5138747			00000	MedExpress Urgent Care North Carolina, P.C.	NC	NIA	Physician(s) Owned	INFLUENCE	0.000	UnitedHealth Group Incorporated	..NO	..1
							MedExpress Urgent Care of Boynton Beach, LLC								
		.00000	20-2545363			00000		FL	NIA	MedExpress Development, LLC	OWNERSHIP	100.000	UnitedHealth Group Incorporated	..NO	..1
		.00000	82-1919436			00000	MedExpress Urgent Care Oregon, P.C.	OR	NIA	Physician(s) Owned	INFLUENCE	0.000	UnitedHealth Group Incorporated	..NO	..1
		.00000	81-5362765			00000	MedExpress Urgent Care Rhode Island, P.C.	RI	NIA	Physician(s) Owned	INFLUENCE	0.000	UnitedHealth Group Incorporated	..NO	..1
		.00000	81-5380706			00000	MedExpress Urgent Care South Carolina, P.C.	SC	NIA	Physician(s) Owned	INFLUENCE	0.000	UnitedHealth Group Incorporated	..NO	..1
		.00000	47-5147441			00000	MedExpress Urgent Care Texas, P.A.	TX	NIA	Physician(s) Owned	INFLUENCE	0.000	UnitedHealth Group Incorporated	..NO	..1
		.00000	82-2443118			00000	MedExpress Urgent Care Washington, P.C.	WA	NIA	Physician(s) Owned	INFLUENCE	0.000	UnitedHealth Group Incorporated	..NO	..1
		.00000	81-4281678			00000	MedExpress Urgent Care Wisconsin, S.C.	WI	NIA	Physician(s) Owned	INFLUENCE	0.000	UnitedHealth Group Incorporated	..NO	..1
		.00000	85-1474287			00000	MedExpress Urgent Care, Inc. - Ohio	OH	NIA	Urgent Care Holdings, LLC	OWNERSHIP	100.000	UnitedHealth Group Incorporated	..NO	..1
							MedExpress Urgent Care, Inc. - West Virginia								
		.00000	26-4546400			00000		WV	NIA	Physician(s) Owned	INFLUENCE	0.000	UnitedHealth Group Incorporated	..NO	..1
		.00000	47-1804667			00000	MedExpress Urgent Care, P.C. - Georgia	GA	NIA	Physician(s) Owned	INFLUENCE	0.000	UnitedHealth Group Incorporated	..NO	..1
		.00000	90-0929572			00000	MedExpress Urgent Care, P.C. - Indiana	IN	NIA	Physician(s) Owned	INFLUENCE	0.000	UnitedHealth Group Incorporated	..NO	..1
		.00000	45-3461101			00000	MedExpress Urgent Care, P.C. - Maryland	MD	NIA	Physician(s) Owned	INFLUENCE	0.000	UnitedHealth Group Incorporated	..NO	..1
							MedExpress Urgent Care, P.C. - Massachusetts								
		.00000	47-1857908			00000		MA	NIA	Physician(s) Owned	INFLUENCE	0.000	UnitedHealth Group Incorporated	..NO	..1
		.00000	46-4793937			00000	MedExpress Urgent Care, P.C. - Michigan	MI	NIA	Physician(s) Owned	INFLUENCE	0.000	UnitedHealth Group Incorporated	..NO	..1
		.00000	47-1824365			00000	MedExpress Urgent Care, P.C. - Oklahoma	OK	NIA	Physician(s) Owned	INFLUENCE	0.000	UnitedHealth Group Incorporated	..NO	..1
		.00000	26-3750502			00000	MedExpress Urgent Care, P.C. - Pennsylvania	PA	NIA	Physician(s) Owned	INFLUENCE	0.000	UnitedHealth Group Incorporated	..NO	..1
		.00000	45-4973138			00000	MedExpress Urgent Care, P.C. - Tennessee	TN	NIA	Physician(s) Owned	INFLUENCE	0.000	UnitedHealth Group Incorporated	..NO	..1
		.00000	45-3123110			00000	MedExpress Urgent Care, P.C. - Virginia	VA	NIA	Physician(s) Owned	INFLUENCE	0.000	UnitedHealth Group Incorporated	..NO	..1
		.00000	83-1565124			00000	MedExpress Urgent Care, P.S.C. - Kentucky	KY	NIA	Physician(s) Owned	INFLUENCE	0.000	UnitedHealth Group Incorporated	..NO	..1
		.00000	45-5436856			00000	MedExpress, Inc. - Delaware	DE	NIA	Physician(s) Owned	INFLUENCE	0.000	UnitedHealth Group Incorporated	..NO	..1
		.00000	75-2566987			00000	Medical Clinic of North Texas PLLC	TX	NIA	USMD Affiliated Services	OWNERSHIP	100.000	UnitedHealth Group Incorporated	..NO	..1
		.00000				00000	Medical Hilfe S.A.	CHL	NIA	Home Medical S.A.	OWNERSHIP	100.000	UnitedHealth Group Incorporated	..NO	..1
		.00000				00000	Medical Hilfe S.A.	CHL	NIA	Saden S.A.	OWNERSHIP	0.000	UnitedHealth Group Incorporated	..NO	..1
		.00000	95-4708497			00000	Medical Support Los Angeles, Inc.	CA	NIA	MSLA Management LLC	OWNERSHIP	100.000	UnitedHealth Group Incorporated	..NO	..1
		.00000	26-0636717			00000	Medical Surgical Centers of America, Inc.	DE	NIA	ASC Network, LLC	OWNERSHIP	100.000	UnitedHealth Group Incorporated	..NO	..1
		.00000	32-0037402			00000	Medical Transportation Services, LLC	FL	NIA	United HealthCare Services, Inc.	OWNERSHIP	100.000	UnitedHealth Group Incorporated	..NO	..1
		.00000	75-2515691			00000	MedSynergies, LLC	DE	NIA	Mustang Razorback Holdings, Inc.	OWNERSHIP	100.000	UnitedHealth Group Incorporated	..NO	..1
		.00000	58-2101921			00000	Melbourne Surgery Center, LLC	GA	NIA	Surgical Care Partners of Melbourne, LLC	OWNERSHIP	100.000	UnitedHealth Group Incorporated	..NO	..1
		.00000	82-4964787			00000	Memorial City Holdings, LLC	DE	NIA	SCA-Memorial City, LLC	OWNERSHIP	51.000	UnitedHealth Group Incorporated	..NO	..1
		.00000	82-3689933			00000	Memorial City Partners, LLC	DE	NIA	Memorial City Holdings, LLC	OWNERSHIP	51.000	UnitedHealth Group Incorporated	..NO	..1
							MH Physician Three Holdco, a Medical								
		.00000	95-4688463			00000	Memorial Healthcare IPA, GP	CA	NIA	Corporation	OWNERSHIP	99.000	UnitedHealth Group Incorporated	..NO	..1
		.00000	37-1782795			00000	Memorial Houston Surgery Center, LLC	TX	NIA	SCA-Memorial, LLC	OWNERSHIP	54.227	UnitedHealth Group Incorporated	..NO	..1
							MemorialCare Surgical Center at Orange Coast, LLC								
		.00000	26-1394069			00000		CA	NIA	Beach Surgical Holdings LLC	OWNERSHIP	52.825	UnitedHealth Group Incorporated	..NO	..2
							MemorialCare Surgical Center at Saddleback, LLC								
		.00000	20-3678259			00000		CA	NIA	Beach Surgical Holdings LLC	OWNERSHIP	55.337	UnitedHealth Group Incorporated	..NO	..2
		.00000	62-1396317			00000	Mental Health Resources, PLLC	TN	NIA	Physician(s) Owned	INFLUENCE	0.000	UnitedHealth Group Incorporated	..NO	..1
		.00000	27-0203906			00000	Mesquite Liberty, LLC	NV	NIA	Sierra Health Services, Inc.	OWNERSHIP	80.357	UnitedHealth Group Incorporated	..NO	..1
		.00000	38-3861395			00000	MGH/SCA, LLC	CA	NIA	SC Affiliates, LLC	OWNERSHIP	1.000	UnitedHealth Group Incorporated	..NO	..1
		.00000	38-3861395			00000	MGH/SCA, LLC	CA	NIA	Marin Surgery Holdings, Inc.	OWNERSHIP	99.000	UnitedHealth Group Incorporated	..NO	..1
							MH Physician Three Holdco, a Medical								
		.00000	27-4691544			00000	Corporation	CA	NIA	Physician(s) Owned	INFLUENCE	0.000	UnitedHealth Group Incorporated	..NO	..1
		.00000	27-2252446			00000	MHC Real Estate Holdings, LLC	CA	NIA	Monarch Management Services, Inc.	OWNERSHIP	100.000	UnitedHealth Group Incorporated	..NO	..1

SCHEDULE Y
PART 1A - DETAIL OF INSURANCE HOLDING COMPANY SYSTEM

1	2	3	4	5	6	7	8	9	10	11	12	13	14	15	16
Group Code	Group Name	NAIC Company Code	ID Number	Federal RSSD	CIK	Name of Securities Exchange if Publicly Traded (U.S. or International)	Names of Parent, Subsidiaries Or Affiliates	Domi-ciliary Location	Relation-ship to Reporting Entity	Directly Controlled by (Name of Entity/Person)	Type of Control (Ownership, Board, Management, Attorney-in-Fact, Influence, Other)	If Control is Ownership Provide Percen-tage	Ultimate Controlling Entity(ies)/Person(s)	Is an SCA Filing Re-quired? (Yes/No)	*
		.00000	80-0507474			00000	MHCH, Inc.	CA	NIA	Monarch HealthCare, A Medical Group, Inc.	OWNERSHIP	100.000	UnitedHealth Group Incorporated	NO	1
		.00000	27-4691508			00000	MHIPA Physician Two Holdco, a Medical Corporation	CA	NIA	Physician(s) Owned	INFLUENCE	0.000	UnitedHealth Group Incorporated	NO	1
		.00000	36-4600281			00000	Miami Surgery Center, LLC	DE	NIA	SCA-Doral, LLC	OWNERSHIP	50.185	UnitedHealth Group Incorporated	NO	
		.66087	62-0724538			00000	Mid-West National Life Insurance Company of Tennessee	TX	IA	HealthMarkets, LLC	OWNERSHIP	100.000	UnitedHealth Group Incorporated	NO	
		.00000	20-3345412			00000	Midlands Orthopaedics Surgery Center, LLC	SC	NIA	SCA-Midlands, LLC	OWNERSHIP	39.561	UnitedHealth Group Incorporated	NO	2
		.00000	20-8103522			00000	Midwest Center for Day Surgery, LLC	IL	NIA	Advocate-SCA Partners, LLC	OWNERSHIP	65.457	UnitedHealth Group Incorporated	NO	
		.00000	83-0543458			00000	Mile High SurgiCenter, LLC	CO	NIA	SCA-Denver Physicians Holdings, LLC	OWNERSHIP	100.000	UnitedHealth Group Incorporated	NO	
		.00000	47-2117693			00000	Mindscapes Counseling, LLC	CT	NIA	Refresh Connecticut LLC	OWNERSHIP	100.000	UnitedHealth Group Incorporated	NO	1
		.00000	81-2977678			00000	Mobile Medical Services of New Jersey, PC	NJ	NIA	Physician(s) Owned	INFLUENCE	0.000	UnitedHealth Group Incorporated	NO	1
		.00000	30-0445773			00000	Mobile Medical Services, P.C.	NY	NIA	Physician(s) Owned	INFLUENCE	0.000	UnitedHealth Group Incorporated	NO	1
		.00000	63-0883553			00000	Mobile-SC, LTD.	AL	NIA	SCA-Mobile, LLC	OWNERSHIP	20.000	UnitedHealth Group Incorporated	NO	2
		.00000	22-3935634			00000	Monarch Health Plan, Inc.	CA	NIA	Monarch HealthCare, A Medical Group, Inc.	OWNERSHIP	100.000	UnitedHealth Group Incorporated	NO	1
		.00000	33-0587660			00000	Monarch HealthCare, A Medical Group, Inc.	CA	NIA	MH Physician Three Holdco, a Medical Corporation	OWNERSHIP	100.000	UnitedHealth Group Incorporated	NO	1
		.00000	45-3142852			00000	Monarch Management Services, Inc.	DE	NIA	Collaborative Care Holdings, LLC	OWNERSHIP	100.000	UnitedHealth Group Incorporated	NO	
		.00000	84-4887072			00000	Monika Roots, M.D., P.C.	CA	NIA	Physician(s) Owned	INFLUENCE	0.000	UnitedHealth Group Incorporated	NO	1
		.00000	52-1401868			00000	Montgomery Surgery Center Limited Partnership	MD	NIA	Maryland Ambulatory Centers, LLC	OWNERSHIP	51.000	UnitedHealth Group Incorporated	NO	
		.00000	26-3513595			00000	Morris County Surgical Center, LLC	NJ	NIA	SCA-Morris County, LLC	OWNERSHIP	52.662	UnitedHealth Group Incorporated	NO	
		.00000	20-5892451			00000	Mosaic Management Services, Inc.	CA	NIA	Talbert Medical Group, P.C.	OWNERSHIP	100.000	UnitedHealth Group Incorporated	NO	1
		.00000	81-1633765			00000	MSLA Management LLC	DE	NIA	OptumServe Health Services, Inc.	OWNERSHIP	100.000	UnitedHealth Group Incorporated	NO	
		.00000	62-1506649			00000	Mt. Pleasant Surgery Center, L.P.	TN	NIA	Endoscopy Center Affiliates, Inc.	OWNERSHIP	1.000	UnitedHealth Group Incorporated	NO	
		.00000	62-1506649			00000	Mt. Pleasant Surgery Center, L.P.	TN	NIA	SCA-Mt. Pleasant, LLC	OWNERSHIP	99.000	UnitedHealth Group Incorporated	NO	
		.00000	98-1285432			00000	Multiangio Ltda.	BRA	NIA	Esho – Empresa de Serviços Hospitalares S.A.	OWNERSHIP	100.000	UnitedHealth Group Incorporated	NO	
		.00000	45-4450466			00000	Murrells Inlet ASC, LLC	SC	NIA	SCA Murrells Inlet, LLC	OWNERSHIP	65.000	UnitedHealth Group Incorporated	NO	
		.00000	20-4209261			00000	Muskogee Surgical Investors, LLC	OK	NIA	Surgery Center of Muskogee, LLC	OWNERSHIP	100.000	UnitedHealth Group Incorporated	NO	
		.00000	47-1935798			00000	Mustang Razorback Holdings, Inc.	DE	NIA	Optum360 Solutions, LLC	OWNERSHIP	100.000	UnitedHealth Group Incorporated	NO	
		.00000	26-2564744			00000	My Wellness Solutions, LLC	DE	NIA	OptumHealth Care Solutions, LLC	OWNERSHIP	100.000	UnitedHealth Group Incorporated	NO	
		.00000	20-3236839				NAMM Holdings, Inc.	DE	NIA	Aveta Inc.	Ownership	100.000	UnitedHealth Group Incorporated	NO	
		.00000	56-2627070				NAMM Medical Group Holdings, Inc.	CA	NIA	Physician(s) Owned	Influence	0.000	UnitedHealth Group Incorporated	NO	1
		.00000	61-1627269				NAMM MGH, Inc.	CA	NIA	Physician(s) Owned	Influence	0.000	UnitedHealth Group Incorporated	NO	1
		.98205	73-1187572				National Foundation Life Insurance Company	TX	IA	Enterprise Life Insurance Company	Ownership	100.000	UnitedHealth Group Incorporated	NO	1
		.95251	76-0196559				National Pacific Dental, Inc.	TX	IA	Dental Benefit Providers, Inc.	Ownership	100.000	UnitedHealth Group Incorporated	NO	
		.00000	36-3549627				National Surgery Centers, LLC	DE	NIA	Surgical Care Affiliates, LLC	Ownership	100.000	UnitedHealth Group Incorporated	NO	
		.00000	45-3735192				Navigator Health, Inc.	DE	NIA	naviHealth Holdings, LLC	Ownership	100.000	UnitedHealth Group Incorporated	NO	
		.00000	84-2283691				Naviguard, Inc.	DE	NIA	United HealthCare Services, Inc.	Ownership	100.000	UnitedHealth Group Incorporated	NO	
		.00000	84-3482655				naviHealth Care at Home, LLC	DE	NIA	naviHealth, Inc.	Ownership	100.000	UnitedHealth Group Incorporated	NO	
		.00000	85-0975337				naviHealth Coordinated Care SC, P.C.	MI	NIA	Physician(s) Owned	Influence	0.000	UnitedHealth Group Incorporated	NO	1
		.00000	84-5020906				naviHealth Coordinated Care, LLC	DE	NIA	naviHealth, Inc.	Ownership	100.000	UnitedHealth Group Incorporated	NO	
		.00000	35-2431677				naviHealth Holdings, LLC	DE	NIA	Nomad Buyer, Inc.	Ownership	100.000	UnitedHealth Group Incorporated	NO	
		.00000	84-3469040				naviHealth Michigan HBPC, P.C.	MI	NIA	Physician(s) Owned	Influence	0.000	UnitedHealth Group Incorporated	NO	1
		.00000	61-1669841				naviHealth SM Holdings, Inc.	DE	NIA	naviHealth Holdings, LLC	Ownership	100.000	UnitedHealth Group Incorporated	NO	
		.00000	36-4719151				naviHealth, Inc.	DE	NIA	naviHealth Holdings, LLC	Ownership	100.000	UnitedHealth Group Incorporated	NO	
		.00000	47-2693055				NC Center For Resiliency, PLLC	NC	NIA	Physician(s) Owned	Influence	0.000	UnitedHealth Group Incorporated	NO	1
		.95123	65-0996107				Neighborhood Health Partnership, Inc.	FL	IA	UnitedHealthcare, Inc.	Ownership	100.000	UnitedHealth Group Incorporated	NO	
		.00000	20-4755277				Netwerkes, LLC	TN	NIA	Optum360 Solutions, LLC	Ownership	100.000	UnitedHealth Group Incorporated	NO	
		.95758	88-0228572				Nevada Pacific Dental	NV	IA	Dental Benefit Providers, Inc.	Ownership	100.000	UnitedHealth Group Incorporated	NO	
		.00000	72-1267232				New Orleans Regional Physician Hospital Organization, L.L.C.	LA	NIA	UnitedHealthcare, Inc.	Ownership	100.000	UnitedHealth Group Incorporated	NO	
		.00000	93-1173779				New Perspectives Center for Counseling & Therapy, L.L.C.	OR	NIA	Physician(s) Owned	Influence	0.000	UnitedHealth Group Incorporated	NO	1

SCHEDULE Y
PART 1A - DETAIL OF INSURANCE HOLDING COMPANY SYSTEM

1	2	3	4	5	6	7	8	9	10	11	12	13	14	15	16
Group Code	Group Name	NAIC Company Code	ID Number	Federal RSSD	CIK	Name of Securities Exchange if Publicly Traded (U.S. or International)	Names of Parent, Subsidiaries Or Affiliates	Domi-ciliary Location	Relation-ship to Reporting Entity	Directly Controlled by (Name of Entity/Person)	Type of Control (Ownership, Board, Management, Attorney-in-Fact, Influence, Other)	If Control is Owner-ship Provide Percen-tage	Ultimate Controlling Entity(ies)/Person(s)	Is an SCA Filing Re-quired? (Yes/No)	*
		.00000	84-1250135				New West Physicians, Inc.	CO	NIA	Newton Holdings, LLC	Ownership	100.000	UnitedHealth Group Incorporated	.NO.	
		.00000	86-3891057				New York Licensed Clinical Social Work, P.C.	NY	NIA	Physician(s) Owned	Influence	0.000	UnitedHealth Group Incorporated	.NO.	1
		.00000	30-1080342				Newton Holdings, LLC	DE	NIA	Collaborative Care Holdings, LLC	Ownership	80.100	UnitedHealth Group Incorporated	.NO.	
		.00000	83-1111251				Nomad Buyer, Inc.	DE	NIA	UnitedHealth Group Incorporated	Ownership	100.000	UnitedHealth Group Incorporated	.NO.	
		.00000	33-0673955				North American Medical Management California, Inc.	TN	NIA	NAMM Holdings, Inc.	Ownership	100.000	UnitedHealth Group Incorporated	.NO.	
		.00000	27-2248103				North Dallas Surgical Center, LLC	DE	NIA	Surgical Care Affiliates, LLC	Influence	0.000	UnitedHealth Group Incorporated	.NO.	
		.00000	91-1276412				North Kitsap Ambulatory Surgery Center, LLC	WA	NIA	SCA Pacific Surgery Holdings, LLC	Ownership	9.990	UnitedHealth Group Incorporated	.NO.	2
		.00000	20-2564137				North Puget Sound Oncology Equipment Leasing Company, LLC	WA	NIA	Everett MSO, Inc.	Ownership	71.250	UnitedHealth Group Incorporated	.NO.	
		.00000	88-0245121				Northern Nevada Health Network, Inc.	NV	NIA	Sierra Health Services, Inc.	Ownership	100.000	UnitedHealth Group Incorporated	.NO.	
		.00000	63-1240726				Northern Rockies Surgery Center, L.P.	TN	NIA	Northern Rockies Surgicenter, Inc.	Ownership	35.000	UnitedHealth Group Incorporated	.NO.	2
		.00000	81-0399251				Northern Rockies Surgicenter, Inc.	MT	NIA	National Surgery Centers, LLC	Ownership	100.000	UnitedHealth Group Incorporated	.NO.	
		.00000	86-0646417				Northlight Counseling Associates, Inc.	AZ	NIA	Physician(s) Owned	Influence	0.000	UnitedHealth Group Incorporated	.NO.	1
		.00000	91-1699944				Northwest Medical Group Alliance, LLC	WA	NIA	The Polyclinic, PLLC	Ownership	21.480	UnitedHealth Group Incorporated	.NO.	1
		.00000	45-5055997				Northwest Spine and Laser Surgery Center LLC	OR	NIA	Providence & SCA Off-Campus Holdings, LLC	Ownership	51.000	UnitedHealth Group Incorporated	.NO.	
		.00000	37-1007387				Northwest Surgicare, LLC	DE	NIA	Surgery Center Holding, LLC	Ownership	100.000	UnitedHealth Group Incorporated	.NO.	
		.00000	75-2494046				Northwest Surgicare, Ltd., an Illinois Limited Partnership	IL	NIA	Northwest Surgicare, LLC	Ownership	68.000	UnitedHealth Group Incorporated	.NO.	
		.00000	75-2494046				Northwest Surgicare, Ltd., an Illinois Limited Partnership	IL	NIA	Endoscopy Center Affiliates, Inc.	Ownership	1.000	UnitedHealth Group Incorporated	.NO.	
		.00000	61-1855159				NPN IPA Washington, PLLC	WA	NIA	Everett Physicians, Inc. P.S.	Ownership	100.000	UnitedHealth Group Incorporated	.NO.	1
		.00000	56-1963226				NSC Greensboro West, LLC	DE	NIA	National Surgery Centers, LLC	Ownership	49.000	UnitedHealth Group Incorporated	.NO.	2
		.00000	56-1775016				NSC Greensboro, LLC	DE	NIA	National Surgery Centers, LLC	Ownership	100.000	UnitedHealth Group Incorporated	.NO.	
		.00000	36-4210296				NSC Lancaster, LLC	DE	NIA	National Surgery Centers, LLC	Ownership	100.000	UnitedHealth Group Incorporated	.NO.	
		.00000	91-1553479				NSC Seattle, Inc.	WA	NIA	National Surgery Centers, LLC	Ownership	100.000	UnitedHealth Group Incorporated	.NO.	
		.00000	33-0812824				NSC Upland, LLC	DE	NIA	National Surgery Centers, LLC	Ownership	100.000	UnitedHealth Group Incorporated	.NO.	
		.00000	38-2481929				Oakland Psychological Clinic, P.C.	MI	NIA	Perspectives of Troy, P.C.	Ownership	100.000	UnitedHealth Group Incorporated	.NO.	1
		.00000	83-4364718				OC Cardiology Practice Partners, LLC	DE	NIA	SC Affiliates, LLC	Ownership	100.000	UnitedHealth Group Incorporated	.NO.	
		.00000	84-3189778				OCC MSO, LLC	DE	NIA	OptumCare Specialty Practices, LLC	Ownership	50.000	UnitedHealth Group Incorporated	.NO.	
		.00000	45-2662292				OhioSolutions.org LLC	OH	NIA	Refresh Mental Health, Inc.	Ownership	100.000	UnitedHealth Group Incorporated	.NO.	
		.00000	93-0979031				OHR Physician Group, P.C.	OR	NIA	Physician(s) Owned	Influence	0.000	UnitedHealth Group Incorporated	.NO.	1
		.00000	98-1454609				Omesa SpA	CHL	NIA	Saden S.A.	Ownership	0.004	UnitedHealth Group Incorporated	.NO.	
		.00000	98-1454609				Omesa SpA	CHL	NIA	Vida Integra S.p.A.	Ownership	99.996	UnitedHealth Group Incorporated	.NO.	
		.00000	27-0062838				OmniClaim, LLC	DE	NIA	Equian, LLC	Ownership	100.000	UnitedHealth Group Incorporated	.NO.	
		.00000	98-1456252				Onococare S.A.C.	PER	NIA	Pacifico S.A. Entidad Prestadora de Salud	Ownership	80.000	UnitedHealth Group Incorporated	.NO.	
		.00000	26-1914835				Ophthalmology Surgery Center of Dallas, LLC	TX	NIA	Surgical Care Affiliates, LLC	Influence	0.000	UnitedHealth Group Incorporated	.NO.	
		.96940	52-1518174				Optinum Choice, Inc.	MD	IA	United HealthCare Services, Inc.	Ownership	100.000	UnitedHealth Group Incorporated	.NO.	
		.00000	47-0858534	3202702			Optum Bank, Inc.	UT	NIA	Optum Financial, Inc.	Ownership	100.000	UnitedHealth Group Incorporated	.NO.	
		.00000	36-3437660				Optum Biometrics, Inc.	IL	NIA	OptumHealth Care Solutions, LLC	Ownership	100.000	UnitedHealth Group Incorporated	.NO.	
		.00000	45-3143218				Optum Care Networks, Inc.	DE	NIA	Collaborative Care Holdings, LLC	Ownership	100.000	UnitedHealth Group Incorporated	.NO.	
		.00000	13-4138665				Optum Care of New York Management, Inc.	NY	NIA	Inspiris, Inc.	Ownership	100.000	UnitedHealth Group Incorporated	.NO.	
		.00000	26-0683057				Optum Care Services Company	TN	NIA	Inspiris, Inc.	Ownership	100.000	UnitedHealth Group Incorporated	.NO.	
		.00000	83-1959511				Optum Care, Inc.	DE	NIA	Collaborative Care Services, Inc.	Ownership	100.000	UnitedHealth Group Incorporated	.NO.	
		.00000	75-2778455				Optum Clinic, P.A.	TX	NIA	Physician(s) Owned	Influence	0.000	UnitedHealth Group Incorporated	.NO.	1
		.00000	88-1704725				Optum Clinics Holding Company, Inc.	DE	NIA	Collaborative Care Holdings, LLC	Ownership	100.000	UnitedHealth Group Incorporated	.NO.	
		.00000	37-1782217				Optum Clinics Holdings, Inc.	DE	NIA	Collaborative Care Holdings, LLC	Ownership	100.000	UnitedHealth Group Incorporated	.NO.	
		.00000	38-3969193				Optum Clinics Intermediate Holdings, Inc.	DE	NIA	Optum Clinics Holdings, Inc.	Ownership	100.000	UnitedHealth Group Incorporated	.NO.	
		.00000	20-3253658				Optum Compounding Services, LLC	AZ	NIA	Optum Pharmacy 801, Inc.	Ownership	100.000	UnitedHealth Group Incorporated	.NO.	
		.00000	47-0858530				Optum Financial, Inc.	DE	NIA	OptumHealth Holdings, LLC	Ownership	100.000	UnitedHealth Group Incorporated	.NO.	
		.00000	85-2786455				Optum Frontier Therapies Holdings, LLC	DE	NIA	Optum, Inc.	Ownership	100.000	UnitedHealth Group Incorporated	.NO.	
		.00000	45-2532834				Optum Frontier Therapies II, LLC	NV	NIA	Optum Frontier Therapies Holdings, LLC	Ownership	100.000	UnitedHealth Group Incorporated	.NO.	

SCHEDULE Y
PART 1A - DETAIL OF INSURANCE HOLDING COMPANY SYSTEM

1	2	3	4	5	6	7	8	9	10	11	12	13	14	15	16
Group Code	Group Name	NAIC Company Code	ID Number	Federal RSSD	CIK	Name of Securities Exchange if Publicly Traded (U.S. or International)	Names of Parent, Subsidiaries Or Affiliates	Domi-ciliary Location	Relation-ship to Reporting Entity	Directly Controlled by (Name of Entity/Person)	Type of Control (Ownership, Board, Management, Attorney-in-Fact, Influence, Other)	If Control is Owner-ship Provide Percen-tage	Ultimate Controlling Entity(ies)/Person(s)	Is an SCA Filing Re-quired? (Yes/No)	*
		.00000	45-2301399				Optum Frontier Therapies, LLCMI	..NIA	Optum Frontier Therapies Holdings, LLC	Ownership.....	100.000	UnitedHealth Group IncorporatedNO	
		.00000	87-1335182				Optum Genomics, Inc.DE	..NIA	United HealthCare Services, Inc.	Ownership.....	100.000	UnitedHealth Group IncorporatedNO	
		.00000	98-1103015				Optum Global Solutions (India) Private LimitedIND	..NIA	UnitedHealth International, Inc.	Ownership.....	0.001	UnitedHealth Group IncorporatedNO	
		.00000	98-1103015				Optum Global Solutions (India) Private LimitedIND	..NIA	Optum Global Solutions International B.V.	Ownership.....	99.999	UnitedHealth Group IncorporatedNO	
		.00000	98-1097776				Optum Global Solutions (Philippines), Inc.PHL	..NIA	Optum Global Solutions International B.V.	Ownership.....	99.993	UnitedHealth Group IncorporatedNO	
		.00000					Optum Global Solutions Colombia S.A.S.COL	..NIA	Bordeaux UK Holdings II Limited	Ownership.....	100.000	UnitedHealth Group IncorporatedNO	
		.00000	98-1201187				Optum Global Solutions International B.V.NLD	..NIA	OptumHealth International B.V.	Ownership.....	2.520	UnitedHealth Group IncorporatedNO	
		.00000	98-1201187				Optum Global Solutions International B.V.NLD	..NIA	Optum Technology, LLC	Ownership.....	97.480	UnitedHealth Group IncorporatedNO	
		.00000	04-3574101				Optum Government Solutions, Inc.DE	..NIA	OptumInsight, Inc.	Ownership.....	100.000	UnitedHealth Group IncorporatedNO	
		.00000	30-0226127				Optum Growth Partners Holdings, Inc.DE	..NIA	Optum, Inc.	Ownership.....	100.000	UnitedHealth Group IncorporatedNO	
		.00000	84-3719654				Optum Growth Partners, LLCDE	..NIA	Optum Growth Partners Holdings, Inc.	Ownership.....	100.000	UnitedHealth Group IncorporatedNO	
		.00000					Optum Health & Technology (Hong Kong) LimitedHKG	..NIA	OptumHealth International B.V.	Ownership.....	100.000	UnitedHealth Group IncorporatedNO	
		.00000	98-1095799				Optum Health & Technology (India) Private LimitedIND	..NIA	OptumHealth International B.V.	Ownership.....	99.999	UnitedHealth Group IncorporatedNO	
		.00000	98-1095799				Optum Health & Technology (India) Private LimitedIND	..NIA	United Behavioral Health	Ownership.....	0.001	UnitedHealth Group IncorporatedNO	
		.00000	98-1097886				Optum Health & Technology (Singapore) Pte. Ltd.SGP	..NIA	OptumHealth International B.V.	Ownership.....	100.000	UnitedHealth Group IncorporatedNO	
		.00000	20-2149493				Optum Health & Technology (US), LLCMO	..NIA	OptumHealth Holdings, LLC	Ownership.....	100.000	UnitedHealth Group IncorporatedNO	
		.00000	43-1747235				Optum Health & Technology Holdings (US), Inc.MO	..NIA	Optum, Inc.	Ownership.....	100.000	UnitedHealth Group IncorporatedNO	
		.00000	98-1184561				Optum Health & Technology Serviços do Brasil Ltda.BRA	..NIA	OptumInsight, Inc.	Ownership.....	0.002	UnitedHealth Group IncorporatedNO	
		.00000	98-1184561				Optum Health & Technology Serviços do Brasil Ltda.BRA	..NIA	Optum Global Solutions International B.V.	Ownership.....	99.998	UnitedHealth Group IncorporatedNO	
		.00000	27-2309024				Optum Health Networks, Inc.DE	..NIA	Collaborative Care Holdings, LLC	Ownership.....	100.000	UnitedHealth Group IncorporatedNO	
		.00000	46-2385459				Optum Health Plan of CaliforniaDE	..NIA	OptumCare Holdings, LLC	Ownership.....	100.000	UnitedHealth Group IncorporatedNO	
		.00000	98-1097921				Optum Health Services (Canada) Ltd.CAN	..NIA	Optum Health & Technology Holdings (US), Inc.	Ownership.....	100.000	UnitedHealth Group IncorporatedNO	
		.00000	98-1406274				Optum Health Solutions (Australia) Pty LtdAUS	..NIA	Optum UK Solutions Group Limited	Ownership.....	100.000	UnitedHealth Group IncorporatedNO	
		.00000	98-1147355				Optum Health Solutions (UK) LimitedGBR	..NIA	Optum UK Solutions Group Limited	Ownership.....	100.000	UnitedHealth Group IncorporatedNO	
		.00000	58-2068880				Optum Healthcare of Illinois, Inc.GA	..NIA	Optum Women's and Children's Health, LLC ..	Ownership.....	100.000	UnitedHealth Group IncorporatedNO	
		.00000	20-0212381				Optum Hospice Pharmacy Services, LLCDE	..NIA	OptumRx Health Solutions, LLC	Ownership.....	100.000	UnitedHealth Group IncorporatedNO	
		.00000	11-2997132				Optum Infusion Services 100, Inc.NY	..NIA	Optum Infusion Services 500, Inc.	Ownership.....	100.000	UnitedHealth Group IncorporatedNO	
		.00000	11-3485985				Optum Infusion Services 101, Inc.NY	..NIA	Optum Infusion Services 100, Inc.	Ownership.....	100.000	UnitedHealth Group IncorporatedNO	
		.00000	27-1533840				Optum Infusion Services 103, LLCDE	..NIA	Serquinox Holdings LLC	Ownership.....	100.000	UnitedHealth Group IncorporatedNO	
		.00000	57-0861358				Optum Infusion Services 200, Inc.SC	..NIA	Ambient Healthcare, Inc.	Ownership.....	100.000	UnitedHealth Group IncorporatedNO	
		.00000	55-0802777				Optum Infusion Services 201, Inc.FL	..NIA	Ambient Healthcare, Inc.	Ownership.....	100.000	UnitedHealth Group IncorporatedNO	
		.00000	20-4881413				Optum Infusion Services 202, Inc.FL	..NIA	Ambient Healthcare, Inc.	Ownership.....	100.000	UnitedHealth Group IncorporatedNO	
		.00000	33-1012700				Optum Infusion Services 203, Inc.FL	..NIA	Ambient Healthcare, Inc.	Ownership.....	100.000	UnitedHealth Group IncorporatedNO	
		.00000	55-0802774				Optum Infusion Services 204, Inc.FL	..NIA	Ambient Healthcare, Inc.	Ownership.....	100.000	UnitedHealth Group IncorporatedNO	
		.00000	26-3738273				Optum Infusion Services 205, Inc.FL	..NIA	Ambient Healthcare, Inc.	Ownership.....	100.000	UnitedHealth Group IncorporatedNO	
		.00000	63-1284325				Optum Infusion Services 206, Inc.AL	..NIA	Ambient Healthcare, Inc.	Ownership.....	100.000	UnitedHealth Group IncorporatedNO	
		.00000	63-0964525				Optum Infusion Services 207, Inc.AL	..NIA	Optum Infusion Services 206, Inc.	Ownership.....	100.000	UnitedHealth Group IncorporatedNO	
		.00000	20-4963945				Optum Infusion Services 208, Inc.NC	..NIA	Ambient Healthcare, Inc.	Ownership.....	100.000	UnitedHealth Group IncorporatedNO	
		.00000	55-0802779				Optum Infusion Services 209, Inc.GA	..NIA	Ambient Healthcare, Inc.	Ownership.....	100.000	UnitedHealth Group IncorporatedNO	
		.00000	75-2196224				Optum Infusion Services 301, LPOK	..NIA	Optum Infusion Services 500, Inc.	Ownership.....	99.950	UnitedHealth Group IncorporatedNO	
		.00000	75-2196224				Optum Infusion Services 301, LPOK	..NIA	Optum Infusion Services 305, LLC	Ownership.....	0.050	UnitedHealth Group IncorporatedNO	
		.00000	27-0668812				Optum Infusion Services 302, LLCNE	..NIA	Optum Infusion Services 500, Inc.	Ownership.....	100.000	UnitedHealth Group IncorporatedNO	
		.00000	26-2565032				Optum Infusion Services 305, LLCDE	..NIA	Optum Infusion Services 500, Inc.	Ownership.....	100.000	UnitedHealth Group IncorporatedNO	
		.00000	20-3741084				Optum Infusion Services 308, LLCAZ	..NIA	SCP Specialty Infusion, LLC	Ownership.....	100.000	UnitedHealth Group IncorporatedNO	

SCHEDULE Y
PART 1A - DETAIL OF INSURANCE HOLDING COMPANY SYSTEM

1	2	3	4	5	6	7	8	9	10	11	12	13	14	15	16
Group Code	Group Name	NAIC Company Code	ID Number	Federal RSSD	CIK	Name of Securities Exchange if Publicly Traded (U.S. or International)	Names of Parent, Subsidiaries Or Affiliates	Domi-ciliary Location	Relation-ship to Reporting Entity	Directly Controlled by (Name of Entity/Person)	Type of Control (Ownership, Board, Management, Attorney-in-Fact, Influence, Other)	If Control is Owner-ship Provide Percen-tage	Ultimate Controlling Entity(ies)/Person(s)	Is an SCA Filing Re-quired? (Yes/No)	*
		.00000	02-0653265				Optum Infusion Services 401, LLC	.CA	NIA	SCP Specialty Infusion, LLC	Ownership	100.000	UnitedHealth Group Incorporated	.NO	
		.00000	26-4312858				Optum Infusion Services 402, LLC	.CA	NIA	SCP Specialty Infusion, LLC	Ownership	100.000	UnitedHealth Group Incorporated	.NO	
		.00000	47-0941801				Optum Infusion Services 403, LLC	.CA	NIA	SCP Specialty Infusion, LLC	Ownership	100.000	UnitedHealth Group Incorporated	.NO	
		.00000	93-1103256				Optum Infusion Services 404, LLC	.OR	NIA	SCP Specialty Infusion, LLC	Ownership	100.000	UnitedHealth Group Incorporated	.NO	
		.00000	27-3918706				Optum Infusion Services 500, Inc.	.DE	NIA	AxelaCare, LLC	Ownership	100.000	UnitedHealth Group Incorporated	.NO	
		.00000	84-2822134				Optum Infusion Services 501, Inc.	.DE	NIA	Optum Infusion Services 500, Inc.	Ownership	100.000	UnitedHealth Group Incorporated	.NO	
		.00000	01-0808529				Optum Infusion Services 550, LLC	.DE	NIA	Diplomat Blocker, LLC	Ownership	100.000	UnitedHealth Group Incorporated	.NO	
		.00000	04-3041221				Optum Infusion Services 551, LLC	.CT	NIA	Diplomat Pharmacy, Inc.	Ownership	100.000	UnitedHealth Group Incorporated	.NO	
		.00000	02-0651651				Optum Infusion Services 553, LLC	.NC	NIA	Diplomat Pharmacy, Inc.	Ownership	100.000	UnitedHealth Group Incorporated	.NO	
		.00000	46-3275933				Optum Infusion Services 554, Inc.	.NY	NIA	Diplomat Pharmacy, Inc.	Ownership	100.000	UnitedHealth Group Incorporated	.NO	
		.69647	31-0628424				Optum Insurance of Ohio, Inc.	.OH	.IA	OptumRx PBM of Maryland, LLC	Ownership	100.000	UnitedHealth Group Incorporated	.NO	
		.00000	46-1615964				Optum Labs Topaz, Inc.	.DE	NIA	Optum, Inc.	Ownership	100.000	UnitedHealth Group Incorporated	.NO	
		.00000					Optum Labs, Inc.	.PHL	NIA	Optum Labs, LLC	Ownership	99.988	UnitedHealth Group Incorporated	.NO	
		.00000	41-1934238				Optum Labs, LLC	.DE	NIA	United HealthCare Services, Inc.	Ownership	100.000	UnitedHealth Group Incorporated	.NO	
		.00000	98-1209730				Optum Life Sciences (Canada) Inc.	.CAN	NIA	OptumInsight Life Sciences, Inc.	Ownership	100.000	UnitedHealth Group Incorporated	.NO	
							Optum Management Consulting (Shanghai) Co., Ltd.	.CHN	NIA	Optum Health & Technology Holdings (US), Inc.	Ownership	100.000	UnitedHealth Group Incorporated	.NO	
		.00000	98-1098190				Optum Medical Care of New Jersey, P.C.	.NJ	NIA	Physician(s) Owned	Influence	0.000	UnitedHealth Group Incorporated	.NO	.1
		.00000	30-0826311				Optum Medical Services of California, P.C.	.CA	NIA	Physician(s) Owned	Influence	0.000	UnitedHealth Group Incorporated	.NO	.1
		.00000	45-5424191				Optum Medical Services of Colorado, P.C.	.CO	NIA	Physician(s) Owned	Influence	0.000	UnitedHealth Group Incorporated	.NO	.1
		.00000	45-3866363				Optum Medical Services, P.C.	.NC	NIA	Physician(s) Owned	Influence	0.000	UnitedHealth Group Incorporated	.NO	.1
		.11068	30-0029448				Optum Networks of New Jersey, Inc.	.DE	.IA	OrthoNet Holdings, Inc.	Ownership	100.000	UnitedHealth Group Incorporated	.NO	
		.00000	58-1873062				Optum of New York, Inc.	.NY	NIA	Optum Women's and Children's Health, LLC	Ownership	100.000	UnitedHealth Group Incorporated	.NO	
							Optum Operations (Ireland) Unlimited Company			UnitedHealthcare International VII S.à r.l.					
		.00000	98-1097761					.IRL	NIA		Ownership	100.000	UnitedHealth Group Incorporated	.NO	
		.00000	85-3355553				Optum Oregon MSO, LLC	.DE	NIA	Collaborative Care Holdings, LLC	Ownership	100.000	UnitedHealth Group Incorporated	.NO	
		.00000	45-3629080				Optum Perks LLC	.DE	NIA	OptumRx PBM of Illinois, Inc.	Ownership	100.000	UnitedHealth Group Incorporated	.NO	.3
		.00000	87-1235240				Optum Pharma Services Holdings, Inc.	.DE	NIA	Optum, Inc.	Ownership	100.000	UnitedHealth Group Incorporated	.NO	
		.00000	36-4435924				Optum Pharmacy 601, LLC	.FL	NIA	Apothecary Holdings, Inc.	Ownership	100.000	UnitedHealth Group Incorporated	.NO	
		.00000	82-4030553				Optum Pharmacy 700, LLC	.DE	NIA	OptumRx Administrative Services, LLC	Ownership	100.000	UnitedHealth Group Incorporated	.NO	
		.00000	84-2827343				Optum Pharmacy 701, LLC	.DE	NIA	OptumRx Administrative Services, LLC	Ownership	100.000	UnitedHealth Group Incorporated	.NO	
		.00000	46-2731176				Optum Pharmacy 702, LLC	.IN	NIA	OptumRx PBM of Illinois, Inc.	Ownership	100.000	UnitedHealth Group Incorporated	.NO	
		.00000	20-2719823				Optum Pharmacy 704, Inc.	.TX	NIA	BriovaRx of Florida, Inc.	Ownership	100.000	UnitedHealth Group Incorporated	.NO	
		.00000	55-0824381				Optum Pharmacy 705, LLC	.AL	NIA	BriovaRx of Maine, Inc.	Ownership	100.000	UnitedHealth Group Incorporated	.NO	
		.00000	74-3103518				Optum Pharmacy 706, Inc.	.NY	NIA	Salveo Specialty Pharmacy, Inc.	Ownership	100.000	UnitedHealth Group Incorporated	.NO	
		.00000	20-4515146				Optum Pharmacy 707, Inc.	.CA	NIA	Salveo Specialty Pharmacy, Inc.	Ownership	100.000	UnitedHealth Group Incorporated	.NO	
		.00000	27-2869469				Optum Pharmacy 800, Inc.	.AZ	NIA	Apothecary Holdings, Inc.	Ownership	100.000	UnitedHealth Group Incorporated	.NO	
		.00000	13-4318552				Optum Pharmacy 801, Inc.	.AZ	NIA	Apothecary Holdings, Inc.	Ownership	100.000	UnitedHealth Group Incorporated	.NO	
		.00000	26-4241458				Optum Pharmacy 803, Inc.	.AZ	NIA	Apothecary Holdings, Inc.	Ownership	100.000	UnitedHealth Group Incorporated	.NO	
		.00000	26-0583808				Optum Pharmacy 805, Inc.	.AZ	NIA	Apothecary Holdings, Inc.	Ownership	100.000	UnitedHealth Group Incorporated	.NO	
		.00000	27-0121303				Optum Pharmacy 806, Inc.	.CA	NIA	Apothecary Holdings, Inc.	Ownership	100.000	UnitedHealth Group Incorporated	.NO	
		.00000	20-4581265				Optum Public Sector Solutions, Inc.	.DE	NIA	OptumInsight, Inc.	Ownership	100.000	UnitedHealth Group Incorporated	.NO	
		.00000	46-3328009				Optum Rocket, LLC	.DE	NIA	OptumInsight, Inc.	Ownership	100.000	UnitedHealth Group Incorporated	.NO	
		.00000	26-0543382				Optum Senior Services, LLC	.AL	NIA	Optum Hospice Pharmacy Services, LLC	Ownership	100.000	UnitedHealth Group Incorporated	.NO	
										Optum Operations (Ireland) Unlimited Company	Ownership	100.000	UnitedHealth Group Incorporated	.NO	
		.00000	98-1307821				Optum Services (Ireland) Limited	.IRL	NIA	UnitedHealthcare International III B.V.	Ownership	100.000	UnitedHealth Group Incorporated	.NO	
		.00000	66-0870003				Optum Services (Puerto Rico) LLC	.PRI	NIA	Optum, Inc.	Ownership	100.000	UnitedHealth Group Incorporated	.NO	
		.00000	45-4683454				Optum Services, Inc.	.DE	NIA	Optum Health & Technology Holdings (US), Inc.	Ownership	100.000	UnitedHealth Group Incorporated	.NO	
		.00000	98-0644599				Optum Solutions UK Holdings Limited	.GBR	NIA	Optum, Inc.	Ownership	100.000	UnitedHealth Group Incorporated	.NO	
		.00000	88-0722620				Optum Specialty Distribution Holdings, LLC	.NV	NIA	OptumInsight, Inc.	Ownership	100.000	UnitedHealth Group Incorporated	.NO	
		.00000	46-5713629				Optum Technology, LLC	.DE	NIA	Optum Solutions UK Holdings Limited	Ownership	100.000	UnitedHealth Group Incorporated	.NO	
		.00000	98-1097769				Optum UK Solutions Group Limited	.GBR	NIA	Optum, Inc.	Ownership	99.000	UnitedHealth Group Incorporated	.NO	
		.00000					Optum Venture Global Partners II, LP	.DE	NIA		Ownership				

SCHEDULE Y
PART 1A - DETAIL OF INSURANCE HOLDING COMPANY SYSTEM

1	2	3	4	5	6	7	8	9	10	11	12	13	14	15	16
Group Code	Group Name	NAIC Company Code	ID Number	Federal RSSD	CIK	Name of Securities Exchange if Publicly Traded (U.S. or International)	Names of Parent, Subsidiaries Or Affiliates	Domi-ciliary Location	Relation-ship to Reporting Entity	Directly Controlled by (Name of Entity/Person)	Type of Control (Ownership, Board, Management, Attorney-in-Fact, Influence, Other)	If Control is Owner-ship Provide Percen-tage	Ultimate Controlling Entity(ies)/Person(s)	Is an SCA Filing Re-quired? (Yes/No)	*
		.00000					Optum Venture Global Partners, LP	DE	NIA	Optum, Inc.	Ownership	99.000	UnitedHealth Group Incorporated	NO	
		.00000	83-2512708				Optum Venture Partners II, LP	DE	NIA	Optum, Inc.	Ownership	99.000	UnitedHealth Group Incorporated	NO	
		.00000					Optum Venture Partners III, LP	DE	NIA	Optum, Inc.	Ownership	99.000	UnitedHealth Group Incorporated	NO	
		.00000					Optum Venture Partners, LP	DE	NIA	Optum, Inc.	Ownership	99.000	UnitedHealth Group Incorporated	NO	
		.00000	85-0735012				Optum Washington Network, LLC	WA	NIA	Collaborative Care Holdings, LLC	Ownership	93.000	UnitedHealth Group Incorporated	NO	
		.00000	58-2205984				Optum Women's and Children's Health, LLC	DE	NIA	My Wellness Solutions, LLC	Ownership	100.000	UnitedHealth Group Incorporated	NO	
		.00000	30-0580620				Optum, Inc.	DE	NIA	United HealthCare Services, Inc.	Ownership	100.000	UnitedHealth Group Incorporated	NO	
		.00000	46-3983926				Optum360 Services, Inc.	DE	NIA	Optum Rocket, LLC	Ownership	100.000	UnitedHealth Group Incorporated	NO	
		.00000	82-3446942				Optum360 Solutions, LLC	DE	NIA	OptumInsight, Inc.	Ownership	100.000	UnitedHealth Group Incorporated	NO	
		.00000	46-3328307				Optum360, LLC	DE	NIA	Optum Rocket, LLC	Ownership	95.850	UnitedHealth Group Incorporated	NO	
		.00000	30-0940296				OptumCare ACO New Mexico, LLC	DE	NIA	OptumCare New Mexico, LLC	Ownership	100.000	UnitedHealth Group Incorporated	NO	
		.00000	83-3608739				OptumCare ACO West, LLC	DE	NIA	Collaborative Care Holdings, LLC	Ownership	100.000	UnitedHealth Group Incorporated	NO	
		.00000	47-1422097				OptumCare Clinical Trials, LLC	DE	NIA	OptumCare Holdings, LLC	Ownership	100.000	UnitedHealth Group Incorporated	NO	
		.00000	35-2597463				OptumCare Colorado ASC, LLC	CO	NIA	OptumCare Colorado, LLC	Ownership	100.000	UnitedHealth Group Incorporated	NO	
		.00000	47-2218380				OptumCare Colorado Springs, LLC	CO	NIA	OptumCare Holdings Colorado, LLC	Ownership	100.000	UnitedHealth Group Incorporated	NO	
		.00000	47-2196783				OptumCare Colorado, LLC	CO	NIA	OptumCare Management, LLC	Ownership	100.000	UnitedHealth Group Incorporated	NO	
		.00000	26-1508741				OptumCare Endoscopy Center New Mexico, LLC	NM	NIA	OptumCare New Mexico, LLC	Ownership	100.000	UnitedHealth Group Incorporated	NO	
		.00000	82-2227280				OptumCare Florida CI, LLC	DE	NIA	OptumCare Florida, LLC	Ownership	100.000	UnitedHealth Group Incorporated	NO	
		.00000	87-0408859				OptumCare Florida, LLC	DE	NIA	OptumCare Holdings, LLC	Ownership	100.000	UnitedHealth Group Incorporated	NO	
		.00000	30-0993065				OptumCare Holdings Colorado, LLC	CO	NIA	OptumCare Colorado, LLC	Ownership	85.000	UnitedHealth Group Incorporated	NO	
		.00000	56-2592163				OptumCare Holdings, LLC	CA	NIA	Collaborative Care Holdings, LLC	Ownership	100.000	UnitedHealth Group Incorporated	NO	
		.00000	95-4509662				OptumCare Management, LLC	CA	NIA	OptumCare Holdings, LLC	Ownership	100.000	UnitedHealth Group Incorporated	NO	
		.00000	20-4043287				OptumCare New Mexico, LLC	DE	NIA	OptumCare Management, LLC	Ownership	100.000	UnitedHealth Group Incorporated	NO	
		.00000	13-4138668				OptumCare New York IPA, Inc.	NY	NIA	Inspiris, Inc.	Ownership	100.000	UnitedHealth Group Incorporated	NO	
		.00000	93-1306308				OptumCare Portland, LLC	OR	NIA	Optum Oregon MSO, LLC	Ownership	100.000	UnitedHealth Group Incorporated	NO	
		.00000	45-3462809				OptumCare South Florida, LLC	FL	NIA	OptumCare Management, LLC	Ownership	100.000	UnitedHealth Group Incorporated	NO	
		.00000	84-3504842				OptumCare Specialty Practices, LLC	DE	NIA	SC Affiliates, LLC	Ownership	100.000	UnitedHealth Group Incorporated	NO	
		.00000	41-1591944				OptumHealth Care Solutions, LLC	DE	NIA	OptumInsight, Inc.	Ownership	100.000	UnitedHealth Group Incorporated	NO	
		.00000	47-1192395				OptumHealth Holdings, LLC	DE	NIA	Optum, Inc.	Ownership	100.000	UnitedHealth Group Incorporated	NO	
		.00000	98-1106868				OptumHealth International B.V.	NLD	NIA	Catamaran S.á.r.l.	Ownership	100.000	UnitedHealth Group Incorporated	NO	
		.00000					OptumInsight Holdings, LLC	DE	NIA	Optum, Inc.	Ownership	100.000	UnitedHealth Group Incorporated	NO	
		.00000	98-1401978				OptumInsight India Private Limited	IND	NIA	UnitedHealth International, Inc.	Ownership	0.093	UnitedHealth Group Incorporated	NO	
		.00000	98-1401978				OptumInsight India Private Limited	IND	NIA	Optum Global Solutions (India) Private Limited	Ownership	99.907	UnitedHealth Group Incorporated	NO	
		.00000	04-3383745				OptumInsight Life Sciences, Inc.	DE	NIA	OptumInsight, Inc.	Ownership	100.000	UnitedHealth Group Incorporated	NO	
		.00000	41-1858498				OptumInsight, Inc.	DE	NIA	OptumInsight Holdings, LLC	Ownership	100.000	UnitedHealth Group Incorporated	NO	
		.00000	75-2578509				OptumRx Administrative Services, LLC	TX	NIA	OptumRx Holdings I, LLC	Ownership	100.000	UnitedHealth Group Incorporated	NO	
		.00000	31-1728846				OptumRx Discount Card Services, LLC	DE	NIA	OptumRx PBM of Illinois, Inc.	Ownership	100.000	UnitedHealth Group Incorporated	NO	3
		.00000	47-4734235				OptumRx Group Holdings, Inc.	DE	NIA	Optum, Inc.	Ownership	100.000	UnitedHealth Group Incorporated	NO	
		.00000	46-0666840				OptumRx Health Solutions, LLC	DE	NIA	OptumRx Administrative Services, LLC	Ownership	100.000	UnitedHealth Group Incorporated	NO	
		.00000	80-0870454				OptumRx Holdings I, LLC	DE	NIA	OptumRx Group Holdings, Inc.	Ownership	100.000	UnitedHealth Group Incorporated	NO	
		.00000					OptumRx Holdings, LLC	DE	NIA	Optum, Inc.	Ownership	100.000	UnitedHealth Group Incorporated	NO	
		.00000	34-1472211				OptumRx Home Delivery of Ohio, LLC	OH	NIA	OptumRx Health Solutions, LLC	Ownership	100.000	UnitedHealth Group Incorporated	NO	
		.00000	20-0218027				OptumRx IPA III, Inc.	NY	NIA	OptumRx PBM of Maryland, LLC	Ownership	100.000	UnitedHealth Group Incorporated	NO	
		.00000	20-0151096				OptumRx NY IPA, Inc.	NY	NIA	OptumRx, Inc.	Ownership	100.000	UnitedHealth Group Incorporated	NO	
		.00000	27-3419292				OptumRx of Pennsylvania, LLC	DE	NIA	OptumRx Health Solutions, LLC	Ownership	100.000	UnitedHealth Group Incorporated	NO	
		.00000	11-2581812				OptumRx PBM of Illinois, Inc.	DE	NIA	OptumRx Administrative Services, LLC	Ownership	100.000	UnitedHealth Group Incorporated	NO	
		.00000	88-0361447				OptumRx PBM of Maryland, LLC	NV	NIA	OptumRx Health Solutions, LLC	Ownership	100.000	UnitedHealth Group Incorporated	NO	
		.00000	03-0592263				OptumRx PBM of Pennsylvania, LLC	PA	NIA	OptumRx of Pennsylvania, LLC	Ownership	100.000	UnitedHealth Group Incorporated	NO	
		.00000	38-3693753				OptumRx PBM of Wisconsin, LLC	WI	NIA	OptumRx PBM of Illinois, Inc.	Ownership	100.000	UnitedHealth Group Incorporated	NO	
		.00000	16-1767416				OptumRx PD of Pennsylvania, LLC	PA	NIA	OptumRx of Pennsylvania, LLC	Ownership	100.000	UnitedHealth Group Incorporated	NO	
		.00000	88-0373347				OptumRx Pharmacy of Nevada, Inc.	NV	NIA	OptumRx Health Solutions, LLC	Ownership	100.000	UnitedHealth Group Incorporated	NO	
		.00000	47-3146510				OptumRx Pharmacy, Inc.	DE	NIA	OptumRx, Inc.	Ownership	100.000	UnitedHealth Group Incorporated	NO	
		.00000	33-0441200				OptumRx, Inc.	CA	NIA	OptumRx Holdings, LLC	Ownership	100.000	UnitedHealth Group Incorporated	NO	

SCHEDULE Y
PART 1A - DETAIL OF INSURANCE HOLDING COMPANY SYSTEM

1	2	3	4	5	6	7	8	9	10	11	12	13	14	15	16
Group Code	Group Name	NAIC Company Code	ID Number	Federal RSSD	CIK	Name of Securities Exchange if Publicly Traded (U.S. or International)	Names of Parent, Subsidiaries Or Affiliates	Domi-ciliary Location	Relation-ship to Reporting Entity	Directly Controlled by (Name of Entity/Person)	Type of Control (Ownership, Board, Management, Attorney-in-Fact, Influence, Other)	If Control is Owner-ship Provide Percen-tage	Ultimate Controlling Entity(ies)/Person(s)	Is an SCA Filing Re-quired? (Yes/No)	*
		.00000	39-1974851				OptumServe Health Services, Inc.WI..	..NIA.....	OptumHealth Holdings, LLC	Ownership.....	100.000	UnitedHealth Group IncorporatedNO.....	
		.00000	52-2016292				OptumServe Technology Services, Inc.MD..	..NIA.....	OptumInsight, Inc.	Ownership.....	100.000	UnitedHealth Group IncorporatedNO.....	
		.00000	27-3674492				Oregon Healthcare Resources, LLCOR..	..NIA.....	CHR Physician Group, P.C.	Ownership.....	100.000	UnitedHealth Group IncorporatedNO.....	1
		.00000	22-3883387				Oregon Outpatient Surgery Center, LLCOR..	..NIA.....	Providence & SCA Off-Campus Holdings, LLC	Ownership.....	51.180	UnitedHealth Group IncorporatedNO.....	2
		.00000	20-2404191				Oren Meyers, Ph.D., LLCOH..	..NIA.....	OhioSolutions.org LLC	Ownership.....	100.000	UnitedHealth Group IncorporatedNO.....	
		.00000	59-3125869				Orlando Center for Outpatient Surgery, L.P.GA..	..NIA.....	Surgical Health, LLC	Ownership.....	7.864	UnitedHealth Group IncorporatedNO.....	
		.00000	59-3125869				Orlando Center for Outpatient Surgery, L.P.GA..	..NIA.....	Surgical Health Of Orlando, LLC	Ownership.....	51.000	UnitedHealth Group IncorporatedNO.....	
		.00000	46-2742615				Orthology Inc.DE..	..NIA.....	ProHEALTH Medical Management, LLC	Ownership.....	100.000	UnitedHealth Group IncorporatedNO.....	
		.00000	13-3960641				OrthoNet Holdings, Inc.DE..	..NIA.....	OptumHealth Care Solutions, LLC	Ownership.....	100.000	UnitedHealth Group IncorporatedNO.....	
		.00000	13-3818652				OrthoNet LLCNY..	..NIA.....	OrthoNet Holdings, Inc.	Ownership.....	100.000	UnitedHealth Group IncorporatedNO.....	
		.00000	13-4025898				OrthoNet New York IPA, Inc.NY..	..NIA.....	OrthoNet Holdings, Inc.	Ownership.....	100.000	UnitedHealth Group IncorporatedNO.....	
		.00000	26-2884306				OrthoNet of the South, Inc.DE..	..NIA.....	OrthoNet Holdings, Inc.	Ownership.....	100.000	UnitedHealth Group IncorporatedNO.....	
		.00000	20-0221966				OrthoNet West, Inc.DE..	..NIA.....	OrthoNet Holdings, Inc.	Ownership.....	100.000	UnitedHealth Group IncorporatedNO.....	
		.00000	81-2594417				Orthopedic Surgery Center of Palm Beach County, LLCFL..	..NIA.....	SCA-Palm Beach, LLC	Ownership.....	26.500	UnitedHealth Group IncorporatedNO.....	2
		.00000	85-2357227				OrthoWest MSO, LLCDE..	..NIA.....	OptumCare Specialty Practices, LLC	Ownership.....	50.000	UnitedHealth Group IncorporatedNO.....	
		.00000	98-1284698				OSB – Tecnologia e Serviços de Suporte Lda.BRA..	..NIA.....	Cemed Care – Empresa de Atendimento Clínico Geral Ltda.	Ownership.....	0.000	UnitedHealth Group IncorporatedNO.....	
		.00000	98-1284698				OSB – Tecnologia e Serviços de Suporte Lda.BRA..	..NIA.....	Anil Assistência Médica Internacional S.A.	Ownership.....	100.000	UnitedHealth Group IncorporatedNO.....	
		.00000	41-1921007				Ovations, Inc.DE..	..NIA.....	United HealthCare Services, Inc.	Ownership.....	100.000	UnitedHealth Group IncorporatedNO.....	
		.00000	06-1587795				Oxford Benefit Management, Inc.CT..	..NIA.....	Oxford Health Plans LLC	Ownership.....	100.000	UnitedHealth Group IncorporatedNO.....	
		.78026	22-2797560				Oxford Health Insurance, Inc.NY..	..IA.....	UnitedHealthcare Insurance Company	Ownership.....	100.000	UnitedHealth Group IncorporatedNO.....	
		.96798	06-1181201				Oxford Health Plans (CT), Inc.CT..	..IA.....	Oxford Health Plans LLC	Ownership.....	100.000	UnitedHealth Group IncorporatedNO.....	
		.95506	22-2745725				Oxford Health Plans (NJ), Inc.NJ..	..IA.....	Oxford Health Plans LLC	Ownership.....	100.000	UnitedHealth Group IncorporatedNO.....	
		.95479	06-1181200				Oxford Health Plans (NY), Inc.NY..	..IA.....	Oxford Health Plans LLC	Ownership.....	100.000	UnitedHealth Group IncorporatedNO.....	
		.00000	52-2443751				Oxford Health Plans LLCDE..	..NIA.....	UnitedHealth Group Incorporated	Ownership.....	100.000	UnitedHealth Group IncorporatedNO.....	
		.00000	27-0008097				P2P Link, LLCDE..	..NIA.....	SRPS, LLC	Ownership.....	100.000	UnitedHealth Group IncorporatedNO.....	
		.00000	33-0704734				Pacific Cardiovascular Associates Medical Group, Inc.CA..	..NIA.....	Surgical Care Affiliates, LLC	Influence.....	0.000	UnitedHealth Group IncorporatedNO.....	
		.00000	75-2857077				Pacific Casualty Company, Inc.HI..	..NIA.....	USHEALTH Group, Inc.	Ownership.....	100.000	UnitedHealth Group IncorporatedNO.....	
		.70785	35-1137395				PacificCare Life and Health Insurance CompanyIN..	..IA.....	United HealthCare Services, Inc.	Ownership.....	100.000	UnitedHealth Group IncorporatedNO.....	
		.84506	95-2829463				PacificCare Life Assurance CompanyCO..	..IA.....	United HealthCare Services, Inc.	Ownership.....	100.000	UnitedHealth Group IncorporatedNO.....	
		.95617	94-3267522				PacificCare of Arizona, Inc.AZ..	..IA.....	United HealthCare Services, Inc.	Ownership.....	100.000	UnitedHealth Group IncorporatedNO.....	
		.95434	84-1011378				PacificCare of Colorado, Inc.CO..	..IA.....	United HealthCare Services, Inc.	Ownership.....	100.000	UnitedHealth Group IncorporatedNO.....	
		.00000	98-1444613				Pacífico S.A. Entidad Prestadora de SaludPER..	..NIA.....	Empremédica S. A.	Ownership.....	50.000	UnitedHealth Group IncorporatedNO.....	
		.00000	48-1255983				Panama City Surgery Center, LLCFL..	..NIA.....	SCA-Panama City Holdings, LLC	Ownership.....	53.708	UnitedHealth Group IncorporatedNO.....	
		.00000	45-1484375				Park Hill Surgery Center, LLCTX..	..NIA.....	Surgical Care Affiliates, LLC	Influence.....	0.000	UnitedHealth Group IncorporatedNO.....	
		.00000	20-4127100				Parkway Surgery Center, LLCDE..	..NIA.....	SCA-Hagerstown, LLC	Ownership.....	78.400	UnitedHealth Group IncorporatedNO.....	
		.00000	62-1500185				Partial Hospital Systems, Inc.TN..	..NIA.....	Refresh Mental Health, Inc.	Ownership.....	100.000	UnitedHealth Group IncorporatedNO.....	
		.00000	20-1311030				Patient Care Associates, L.L.C.NJ..	..NIA.....	SCA Englewood Holdings, LLC	Ownership.....	60.404	UnitedHealth Group IncorporatedNO.....	
		.00000					Patrimonio Autónomo Nueva ClínicaCOL..	..NIA.....	Clínica del Country S.A.S.	Ownership.....	65.180	UnitedHealth Group IncorporatedNO.....	
		.00000					Patrimonio Autónomo Nueva ClínicaCOL..	..NIA.....	Promotora Country S.A.	Ownership.....	0.230	UnitedHealth Group IncorporatedNO.....	
		.00000					Patrimonio Autónomo Nueva ClínicaCOL..	..NIA.....	Banmédica Internacional SpA	Ownership.....	9.670	UnitedHealth Group IncorporatedNO.....	
		.00000	62-1451147				Payment Resolution Services, LLCTN..	..NIA.....	OptumInsight, Inc.	Ownership.....	100.000	UnitedHealth Group IncorporatedNO.....	
		.00000	75-3265056				PCCCV, Inc.CA..	..NIA.....	PrimeCare Medical Network, Inc.	Ownership.....	100.000	UnitedHealth Group IncorporatedNO.....	
		.00000	91-1885912				Peninsula Psychological Center, Inc., P.S.WA..	..NIA.....	Physician(s) Owned	Influence.....	0.000	UnitedHealth Group IncorporatedNO.....	1
		.00000	47-2429625				Penzo Enterprises, LLCDE..	..NIA.....	OptumRx Holdings, LLC	Ownership.....	100.000	UnitedHealth Group IncorporatedNO.....	
		.13607	20-5662149				Peoples Health, Inc.LA..	..IA.....	New Orleans Regional Physician Hospital Organization, L.L.C.	Ownership.....	100.000	UnitedHealth Group IncorporatedNO.....	
		.00000	20-5608977				Perham Physical Therapy, LTDMN..	..NIA.....	Orthology Inc.	Ownership.....	100.000	UnitedHealth Group IncorporatedNO.....	
		.00000	58-1978405				Perimeter Center for Outpatient Surgery, L.P.GA..	..NIA.....	SHC Atlanta, LLC	Ownership.....	38.757	UnitedHealth Group IncorporatedNO.....	2

SCHEDULE Y
PART 1A - DETAIL OF INSURANCE HOLDING COMPANY SYSTEM

1	2	3	4	5	6	7	8	9	10	11	12	13	14	15	16
Group Code	Group Name	NAIC Company Code	ID Number	Federal RSSD	CIK	Name of Securities Exchange if Publicly Traded (U.S. or International)	Names of Parent, Subsidiaries Or Affiliates	Domi-ciliary Loca-tion	Rela-tion-ship to Reporting Entity	Directly Controlled by (Name of Entity/Person)	Type of Control (Ownership, Board, Management, Attorney-in-Fact, Influence, Other)	If Control is Owner-ship Provide Percen-tage	Ultimate Controlling Entity(ies)/Person(s)	Is an SCA Filing Re-quired? (Yes/No)	*
		.00000	38-2592367				Perspectives of Troy, P.C.	.MI	.NIA	Physician(s) Owned	Influence	0.000	UnitedHealth Group Incorporated	.NO	.1
		.00000					PGH Global (Cayman) Limited	.CYM	.NIA	PGH Global, LLC	Ownership	100.000	UnitedHealth Group Incorporated	.NO	
		.00000	46-1722316				PGH Global, LLC	.DE	.NIA	UHC Holdings, Inc.	Ownership	100.000	UnitedHealth Group Incorporated	.NO	
		.00000					PGT Medical Group, Inc.	.TX	.NIA	KS Management Services, L.L.C.	Ownership	100.000	UnitedHealth Group Incorporated	.NO	
		.00000	47-0764793				Pharmaceutical Technologies, LLC	.NE	.NIA	Diplomat Pharmacy, Inc.	Ownership	100.000	UnitedHealth Group Incorporated	.NO	
		.00000	81-2902954				Physician Alliance of the Rockies, LLC	.CO	.NIA	New West Physicians, Inc.	Ownership	100.000	UnitedHealth Group Incorporated	.NO	
		.00000	30-0516435				Physician Partners Medical Group, Inc.	.CA	.NIA	Physician(s) Owned	Influence	0.000	UnitedHealth Group Incorporated	.NO	.1
		.00000	91-1822767				Physicians Care Network, L.L.C.	.WA	.NIA	Physician(s) Owned	Influence	0.000	UnitedHealth Group Incorporated	.NO	.1
		.00000	59-3438026				Physicians Day Surgery Center, LLC	.FL	.NIA	SCA-Naples, LLC	Ownership	51.000	UnitedHealth Group Incorporated	.NO	
		.00000					Physicians Group of Texas, LLC	.TX	.NIA	KS Management Services, L.L.C.	Ownership	100.000	UnitedHealth Group Incorporated	.NO	
		.11494	04-3677255				Physicians Health Choice of Texas, LLC	.TX	.IA	United HealthCare Services, Inc.	Ownership	100.000	UnitedHealth Group Incorporated	.NO	
		.00000	52-1162824				Physicians Health Plan of Maryland, Inc.	.MD	.NIA	United HealthCare Services, Inc.	Ownership	100.000	UnitedHealth Group Incorporated	.NO	
		.00000	94-2722082				Physicians Medical Group of San Jose, Inc.	.CA	.NIA	Shark Holdings, P.C.	Ownership	100.000	UnitedHealth Group Incorporated	.NO	.1
							Physicians Medical Group of San Jose, Inc.			Physicians Medical Group of San Jose, Inc.					
		.00000	84-3715606				Physicians Medical Health Plan	.CA	.NIA		Ownership	100.000	UnitedHealth Group Incorporated	.NO	.1
		.00000	86-2631012				Physicians Medical Holdings	.CA	.NIA	Shark Holdings, P.C.	Ownership	100.000	UnitedHealth Group Incorporated	.NO	.1
		.00000	20-5170962				Physicians' Surgery Center of Downey, LLC	.CA	.NIA	SCA-AppleCare Partners, LLC	Ownership	59.998	UnitedHealth Group Incorporated	.NO	.1
		.00000	87-3931756				Pilot Holdings, P.C.	.CA	.NIA	Physician(s) Owned	Influence	0.000	UnitedHealth Group Incorporated	.NO	.1
		.00000	84-1498816				Pinnacle III, LLC	.CO	.NIA	SCA Pinnacle Holdings, LLC	Ownership	100.000	UnitedHealth Group Incorporated	.NO	
		.00000	33-0795271				Pinnacle Medical Group, Inc.	.CA	.NIA	Pilot Holdings, P.C.	Ownership	100.000	UnitedHealth Group Incorporated	.NO	.1
		.00000	98-1388873				Plano de Saúde Ana Costa Ltda.	.BRA	.NIA	Santos Administração e Participações S.A.	Ownership	25.140	UnitedHealth Group Incorporated	.NO	
							Amil Assistência Médica Internacional S.A.			Amil Assistência Médica Internacional S.A.					
		.00000	98-1388873				Plano de Saúde Ana Costa Ltda.	.BRA	.NIA		Ownership	74.860	UnitedHealth Group Incorporated	.NO	
							Plus One Health Management Puerto Rico, Inc.								
		.00000	66-0742844					.PRI	.NIA	Plus One Holdings, Inc.	Ownership	100.000	UnitedHealth Group Incorporated	.NO	
		.00000	13-3613705				Plus One Holdings, Inc.	.DE	.NIA	OptumHealth Care Solutions, LLC	Ownership	100.000	UnitedHealth Group Incorporated	.NO	
		.00000	80-0670247				PMI Acquisition, LLC	.DE	.NIA	Progressive Enterprises Holdings, Inc.	Ownership	100.000	UnitedHealth Group Incorporated	.NO	
		.00000	26-3148744				PMSI Holdings, LLC	.DE	.NIA	Progressive Enterprises Holdings, Inc.	Ownership	100.000	UnitedHealth Group Incorporated	.NO	
		.00000	59-3166848				PMSI Settlement Solutions, LLC	.FL	.NIA	PMSI Holdings, LLC	Ownership	100.000	UnitedHealth Group Incorporated	.NO	
		.00000	56-2422696				PMSI, LLC	.FL	.NIA	PMSI Holdings, LLC	Ownership	100.000	UnitedHealth Group Incorporated	.NO	
							Polar II Fundo de Investimento em Participações Multiestratégia	.BRA	.NIA	UnitedHealthcare International IV S.á r.l.	Ownership	100.000	UnitedHealth Group Incorporated	.NO	
		.00000	47-5563848				Polo Holdco, LLC	.DE	.NIA	Collaborative Care Holdings, LLC	Ownership	80.100	UnitedHealth Group Incorporated	.NO	
		.00000	83-3042027				Polyclinic Holdings, P.C.	.WA	.NIA	Physician(s) Owned	Influence	0.000	UnitedHealth Group Incorporated	.NO	.1
		.00000	46-0508606				POLYCLINIC MANAGEMENT SERVICES COMPANY, LLC	.NY	.NIA	The Polyclinic, PLLC	Ownership	100.000	UnitedHealth Group Incorporated	.NO	.1
		.00000	46-5415205				POMCO Network, Inc.	.NY	.NIA	POMCO, Inc.	Ownership	100.000	UnitedHealth Group Incorporated	.NO	
		.00000	15-0581348				POMCO, Inc.	.NY	.NIA	UMR, Inc.	Ownership	100.000	UnitedHealth Group Incorporated	.NO	
		.00000	33-0261822				Pomerado Outpatient Surgical Center, Inc.	.CA	.NIA	ASC Network, LLC	Ownership	100.000	UnitedHealth Group Incorporated	.NO	
		.00000	33-0752699				Pomerado Outpatient Surgical Center, L.P.	.CA	.NIA	Pomerado Outpatient Surgical Center, Inc.	Ownership	66.500	UnitedHealth Group Incorporated	.NO	
		.00000	30-0844501				Post-Acute Care Center for Research, LLC	.DE	.NIA	naviHealth, Inc.	Ownership	100.000	UnitedHealth Group Incorporated	.NO	
		.00000	27-1454121				PPH Holdings, LLC	.DE	.NIA	Practice Partners in Healthcare, LLC	Ownership	100.000	UnitedHealth Group Incorporated	.NO	
		.00000	24-1453981				PPH Management Company, L.L.C.	.DE	.NIA	Practice Partners in Healthcare, LLC	Ownership	100.000	UnitedHealth Group Incorporated	.NO	
		.00000	26-4490039				PPH-Columbia, Inc.	.DE	.NIA	Practice Partners in Healthcare, LLC	Ownership	100.000	UnitedHealth Group Incorporated	.NO	
		.00000	26-4489980				PPH-Gardendale, Inc.	.DE	.NIA	Practice Partners in Healthcare, LLC	Ownership	100.000	UnitedHealth Group Incorporated	.NO	
		.00000	76-0770414				Practice Partners in Healthcare, LLC	.DE	.NIA	SCA-Practice Partners Holdings, LLC	Ownership	100.000	UnitedHealth Group Incorporated	.NO	
		.12756	20-3391186				Preferred Care Network of Florida, Inc.	.FL	.IA	United HealthCare Services, Inc.	Ownership	100.000	UnitedHealth Group Incorporated	.NO	
		.12155	01-0788576				Preferred Care Network, Inc.	.FL	.IA	United HealthCare Services, Inc.	Ownership	100.000	UnitedHealth Group Incorporated	.NO	
		.00000	65-0683927				Preferred Care Partners Holding, Corp.	.FL	.NIA	United HealthCare Services, Inc.	Ownership	100.000	UnitedHealth Group Incorporated	.NO	
		.11176	65-0885893				Preferred Care Partners, Inc.	.FL	.IA	Preferred Care Partners Holding, Corp.	Ownership	100.000	UnitedHealth Group Incorporated	.NO	
		.00000	41-1846481				PreferredOne Administrative Services, Inc.	.MN	.NIA	United HealthCare Services, Inc.	Ownership	100.000	UnitedHealth Group Incorporated	.NO	
							PreferredOne Administrative Services, Inc.			PreferredOne Administrative Services, Inc.					
		.11817	81-0625135				PreferredOne Insurance Company	.MN	.IA		Ownership	100.000	UnitedHealth Group Incorporated	.NO	
		.00000	75-3265059				Premier Choice ACO, Inc.	.CA	.NIA	PrimeCare Medical Network, Inc.	Ownership	100.000	UnitedHealth Group Incorporated	.NO	
		.00000	20-1499748				Premier Medical Resources, LLC	.DE	.NIA	Unity Health Network, LLC	Ownership	100.000	UnitedHealth Group Incorporated	.NO	

SCHEDULE Y
PART 1A - DETAIL OF INSURANCE HOLDING COMPANY SYSTEM

1	2	3	4	5	6	7	8	9	10	11	12	13	14	15	16
Group Code	Group Name	NAIC Company Code	ID Number	Federal RSSD	CIK	Name of Securities Exchange if Publicly Traded (U.S. or International)	Names of Parent, Subsidiaries Or Affiliates	Domi-ciliary Location	Relation-ship to Reporting Entity	Directly Controlled by (Name of Entity/Person)	Type of Control (Ownership, Board, Management, Attorney-in-Fact, Influence, Other)	If Control is Owner-ship Provide Percen-tage	Ultimate Controlling Entity(ies)/Person(s)	Is an SCA Filing Re-quired? (Yes/No)	*
		.00000	72-1378216				Premier Surgery Center of Louisville, L.P.	TN	NIA	SCA Premier Surgery Center of Louisville, LLC	Ownership.....	51.000	UnitedHealth Group Incorporated	..NO..	
		.00000	88-2935371				Prevention Healthcare Holdings, LLC	DE	NIA	OptumHealth Care Solutions, LLC	Ownership.....	100.000	UnitedHealth Group IncorporatedNO.....	3
		.00000	33-0527335				Primary Care Associated Medical Group, Inc. .	CA	NIA	NAAM Medical Group Holdings, Inc.	Ownership.....	100.000	UnitedHealth Group IncorporatedNO.....	1
		.00000	30-0516440				Prime Community Care, Inc.	CA	NIA	Physician(s) Owned	Influence.....	0.000	UnitedHealth Group IncorporatedNO.....	1
		.00000	88-0253112				Prime Health, Inc.	NV	NIA	Sierra Health Services, Inc.	Ownership.....	100.000	UnitedHealth Group IncorporatedNO.....	
		.00000	33-0607478				PrimeCare Medical Network, Inc.	CA	NIA	NAAM Holdings, Inc.	Ownership.....	100.000	UnitedHealth Group IncorporatedNO.....	
		.00000	87-0757397				PrimeCare of Citrus Valley, Inc.	CA	NIA	PrimeCare Medical Network, Inc.	Ownership.....	80.000	UnitedHealth Group IncorporatedNO.....	
		.00000	33-0674407				PrimeCare of Corona, Inc.	CA	NIA	PrimeCare Medical Network, Inc.	Ownership.....	100.000	UnitedHealth Group IncorporatedNO.....	
		.00000	33-0674401				PrimeCare of Hemet Valley, Inc.	CA	NIA	PrimeCare Medical Network, Inc.	Ownership.....	100.000	UnitedHealth Group IncorporatedNO.....	
		.00000	33-0674408				PrimeCare of Inland Valley, Inc.	CA	NIA	PrimeCare Medical Network, Inc.	Ownership.....	100.000	UnitedHealth Group IncorporatedNO.....	
		.00000	33-0674402				PrimeCare of Moreno Valley, Inc.	CA	NIA	PrimeCare Medical Network, Inc.	Ownership.....	100.000	UnitedHealth Group IncorporatedNO.....	
		.00000	33-0674400				PrimeCare of Redlands, Inc.	CA	NIA	PrimeCare Medical Network, Inc.	Ownership.....	100.000	UnitedHealth Group IncorporatedNO.....	
		.00000	33-0674404				PrimeCare of Riverside, Inc.	CA	NIA	PrimeCare Medical Network, Inc.	Ownership.....	100.000	UnitedHealth Group IncorporatedNO.....	
		.00000	14-1915328				PrimeCare of San Bernardino, Inc.	CA	NIA	PrimeCare Medical Network, Inc.	Ownership.....	100.000	UnitedHealth Group IncorporatedNO.....	
		.00000	33-0698439				PrimeCare of Sun City, Inc.	CA	NIA	PrimeCare Medical Network, Inc.	Ownership.....	100.000	UnitedHealth Group IncorporatedNO.....	
		.00000	33-0674409				PrimeCare of Temecula, Inc.	CA	NIA	PrimeCare Medical Network, Inc.	Ownership.....	100.000	UnitedHealth Group IncorporatedNO.....	
		.00000	14-1873402				Procura Management, Inc.	DE	NIA	Healthcare Solutions, Inc.	Ownership.....	100.000	UnitedHealth Group IncorporatedNO.....	
		.00000	27-4371197				Progressive Enterprises Holdings, Inc.	DE	NIA	OptumRx, Inc.	Ownership.....	100.000	UnitedHealth Group IncorporatedNO.....	
		.00000	31-1192384				Progressive Medical, LLC	OH	NIA	PMI Acquisition, LLC	Ownership.....	100.000	UnitedHealth Group IncorporatedNO.....	
		.00000	45-4469117				ProHEALTH Accountable Care Medical Group, PLLC	NY	NIA	ProHEALTH Care Associates, L.L.P.	Ownership.....	100.000	UnitedHealth Group IncorporatedNO.....	1
		.00000	11-3447394				ProHEALTH Ambulatory Surgery Center, Inc.	NJ	NIA	Physician(s) Owned	Influence.....	0.000	UnitedHealth Group IncorporatedNO.....	1
		.00000	47-5656253				ProHEALTH Care Associates of New Jersey LLP	NY	NIA	Physician(s) Owned	Influence.....	0.000	UnitedHealth Group IncorporatedNO.....	1
		.00000	11-3355604				ProHEALTH Care Associates, L.L.P.	NY	NIA	ProHEALTH Medical NY, P.C.	Ownership.....	51.000	UnitedHealth Group IncorporatedNO.....	1
		.00000	47-1049961				ProHEALTH Medical Management, LLC	DE	NIA	Collaborative Care Holdings, LLC	Ownership.....	100.000	UnitedHealth Group IncorporatedNO.....	
		.00000	47-1388406				ProHEALTH Medical NY, P.C.	NY	NIA	Physician(s) Owned	Influence.....	0.000	UnitedHealth Group IncorporatedNO.....	1
		.00000	45-5470737				ProHealth Physicians ACO, LLC	CT	NIA	ProHealth Physicians, Inc.	Ownership.....	100.000	UnitedHealth Group IncorporatedNO.....	
		.00000	06-1446075				ProHealth Physicians, Inc.	CT	NIA	Polo Holdco, LLC	Ownership.....	100.000	UnitedHealth Group IncorporatedNO.....	
		.00000	06-1469068				ProHealth Physicians, P.C.	CT	NIA	Physician(s) Owned	Influence.....	0.000	UnitedHealth Group IncorporatedNO.....	1
		.00000	32-0455430				ProHealth Proton Center Management, LLC	DE	NIA	ProHEALTH Medical Management, LLC	Ownership.....	100.000	UnitedHealth Group IncorporatedNO.....	
		.00000	47-5661535				ProHEALTH Urgent Care Medicine of New Jersey LLP	NJ	NIA	Physician(s) Owned	Influence.....	0.000	UnitedHealth Group IncorporatedNO.....	1
		.00000	46-1883579				ProHEALTH Urgent Care Medicine, PLLC	NY	NIA	ProHEALTH Care Associates, L.L.P.	Ownership.....	100.000	UnitedHealth Group IncorporatedNO.....	1
		.00000					ProHealth/CareMount Dental Management, LLC ...	NY	NIA	CareMount Dental Member, LLC	Ownership.....	46.000	UnitedHealth Group IncorporatedNO.....	2
		.00000					Promotora Country S.A.	COL	NIA	Banmedica S.A.	Ownership.....	50.000	UnitedHealth Group IncorporatedNO.....	
		.00000	22-3493126				Pronounced Health Solutions, Inc.	DE	NIA	My Wellness Solutions, LLC	Ownership.....	100.000	UnitedHealth Group IncorporatedNO.....	
		.00000	98-1444638				Prosemedic S.A.C.	PER	NIA	Pacifico S.A. Entidad Prestadora de Salud .	Ownership.....	80.000	UnitedHealth Group IncorporatedNO.....	
		.00000	87-3489454				Prospero Benefits Management, LLC	DE	NIA	Prospero Management Services, LLC	Ownership.....	100.000	UnitedHealth Group IncorporatedNO.....	
		.00000	87-3494611				Prospero Care Management, LLC	DE	NIA	Prospero Management Services, LLC	Ownership.....	100.000	UnitedHealth Group IncorporatedNO.....	
		.00000	85-0775386				Prospero Health Partners Florida, Inc.	FL	NIA	Physician(s) Owned	Influence.....	0.000	UnitedHealth Group IncorporatedNO.....	1
		.00000	82-2400620				Prospero Health Partners New York, P.C.	NY	NIA	Physician(s) Owned	Influence.....	0.000	UnitedHealth Group IncorporatedNO.....	1
		.00000					Prospero Health Partners North Carolina, P.C.	NC	NIA	Physician(s) Owned	Influence.....	0.000	UnitedHealth Group IncorporatedNO.....	1
		.00000	84-4569314												
		.00000	84-3234753				Prospero Health Partners, P.C.	MN	NIA	Physician(s) Owned	Influence.....	0.000	UnitedHealth Group IncorporatedNO.....	1
		.00000	83-4217561				Prospero Management Services, LLC	DE	NIA	Optum Growth Partners, LLC	Ownership.....	100.000	UnitedHealth Group IncorporatedNO.....	
		.00000	84-3844362				Prospero Medical Services New Jersey, P.C.	NJ	NIA	Physician(s) Owned	Influence.....	0.000	UnitedHealth Group IncorporatedNO.....	1
		.00000	87-2406404				Prospero Medical Services, P.A.	FL	NIA	Physician(s) Owned	Influence.....	0.000	UnitedHealth Group IncorporatedNO.....	1
		.00000	82-3765555				Providence & SCA Off-Campus Holdings, LLC	DE	NIA	SCA-Portland, LLC	Ownership.....	40.000	UnitedHealth Group IncorporatedNO.....	2
		.00000	82-3270499				Providence & SCA On-Campus Holdings, LLC	DE	NIA	SCA-Portland, LLC	Ownership.....	20.000	UnitedHealth Group IncorporatedNO.....	2
		.00000	90-0876656				PS Center, LLC	CA	NIA	Beach Surgical Holdings II, LLC	Ownership.....	100.000	UnitedHealth Group IncorporatedNO.....	2
		.00000	85-0921665				Psychiatry Services of New York, P.C.	NY	NIA	Physician(s) Owned	Influence.....	0.000	UnitedHealth Group IncorporatedNO.....	1
		.00000	27-3409538				Psychiatry Specialists Inc.	IL	NIA	Physician(s) Owned	Influence.....	0.000	UnitedHealth Group IncorporatedNO.....	1
		.00000	16-1484552				Psychological Healthcare, PLLC	NY	NIA	Physician(s) Owned	Influence.....	0.000	UnitedHealth Group IncorporatedNO.....	1

SCHEDULE Y
PART 1A - DETAIL OF INSURANCE HOLDING COMPANY SYSTEM

1	2	3	4	5	6	7	8	9	10	11	12 Type of Control (Ownership, Board, Management, Attorney-in-Fact, Influence, Other)	13 If Control is Owner- ship Provide Percen- tage	14 Ultimate Controlling Entity(ies)/Person(s)	15 Is an SCA Filing Re- quired? (Yes/No)	16 *
Group Code	Group Name	NAIC Company Code	ID Number	Federal RSSD	CIK	Name of Securities Exchange if Publicly Traded (U.S. or International)	Names of Parent, Subsidiaries Or Affiliates	Domi- ciliary Loca- tion	Rela- tion- ship to Report- ing Entity	Directly Controlled by (Name of Entity/Person)					
		.00000	81-4500429				Pulse Platform, LLC	.DE	.NIA	Rally Health, Inc.	Ownership	100.000	UnitedHealth Group Incorporated	.NO	
		.00000	46-3901920				QoL Acquisition Holdings Corp.	.DE	.NIA	Genoa Healthcare, Inc.	Ownership	100.000	UnitedHealth Group Incorporated	.NO	
		.00000	62-1804707				R Cubed, Inc.	.TN	.NIA	naviHealth SM Holdings, Inc.	Ownership	100.000	UnitedHealth Group Incorporated	.NO	
		.00000	35-2493256				Rally Health, Inc.	.DE	.NIA	Optum Digital Health Holdings, LLC	Ownership	100.000	UnitedHealth Group Incorporated	.NO	
		.00000	80-0947972				Real Appeal, LLC	.DE	.NIA	Rally Health, Inc.	Ownership	100.000	UnitedHealth Group Incorporated	.NO	.3
		.00000	20-0785644				Red Oak Counseling, Ltd.	.WI	.NIA	Physician(s) Owned	Influence	0.000	UnitedHealth Group Incorporated	.NO	.1
		.00000	94-3115625				Redlands Ambulatory Surgery Center	.CA	.NIA	Redlands-SCA Surgery Centers, Inc.	Ownership	54.000	UnitedHealth Group Incorporated	.NO	
							Redlands Family Practice Medical Group, Inc.								
		.00000	56-2627067					.CA	.NIA	Physician(s) Owned	Influence	0.000	UnitedHealth Group Incorporated	.NO	.1
		.00000	94-3115627				Redlands-SCA Surgery Centers, Inc.	.CA	.NIA	SC Affiliates, LLC	Ownership	100.000	UnitedHealth Group Incorporated	.NO	
		.00000	82-3603285				Refresh Canopy Cove, Inc.	.FL	.NIA	Physician(s) Owned	Influence	0.000	UnitedHealth Group Incorporated	.NO	.1
		.00000	30-0358493				Refresh Centers, Inc.	.IN	.NIA	Physician(s) Owned	Influence	0.000	UnitedHealth Group Incorporated	.NO	.1
		.00000	84-2663780				Refresh Connecticut LLC	.CT	.NIA	Physician(s) Owned	Influence	0.000	UnitedHealth Group Incorporated	.NO	.1
		.00000	83-4507157				Refresh Evolve, LLC	.WI	.NIA	Physician(s) Owned	Influence	0.000	UnitedHealth Group Incorporated	.NO	.1
		.00000	82-5351068				Refresh In-Home Counseling LLC	.IL	.NIA	Physician(s) Owned	Influence	0.000	UnitedHealth Group Incorporated	.NO	.1
		.00000	82-1945667				Refresh Intermediate Holdings, Inc.	.DE	.NIA	Refresh Parent Holdings, Inc.	Ownership	100.000	UnitedHealth Group Incorporated	.NO	
		.00000	83-3883510				Refresh Kentucky, PLLC	.KY	.NIA	Refresh Mental Health, Inc.	Ownership	100.000	UnitedHealth Group Incorporated	.NO	
		.00000	47-4241017				Refresh Management, LLC	.DE	.NIA	Refresh Mental Health, Inc.	Ownership	100.000	UnitedHealth Group Incorporated	.NO	
		.00000	82-1945238				Refresh Mental Health, Inc.	.DE	.NIA	Refresh Intermediate Holdings, Inc.	Ownership	100.000	UnitedHealth Group Incorporated	.NO	
		.00000	82-2491689				Refresh Midwest Operations, S.C.	.WI	.NIA	Physician(s) Owned	Influence	0.000	UnitedHealth Group Incorporated	.NO	.1
		.00000	83-0697837				Refresh New Jersey Psych Health LLC	.NJ	.NIA	Refresh Mental Health, Inc.	Ownership	100.000	UnitedHealth Group Incorporated	.NO	
		.00000	82-1945585				Refresh Parent Holdings, Inc.	.DE	.NIA	Restore OMH Holdings, Inc.	Ownership	100.000	UnitedHealth Group Incorporated	.NO	
		.00000	84-1756547				Refresh Pennsylvania, LLC	.PA	.NIA	Physician(s) Owned	Influence	0.000	UnitedHealth Group Incorporated	.NO	.1
							Reliant Medical Group The Endoscopy Center, LLC	.MA	.NIA	Reliant Medical Group, Inc.	Ownership	100.000	UnitedHealth Group Incorporated	.NO	.1
		.00000	20-5251393				Reliant Medical Group, Inc.	.MA	.NIA	Physician(s) Owned	Influence	0.000	UnitedHealth Group Incorporated	.NO	.1
		.00000	04-2472266				Reliant MSO, LLC	.DE	.NIA	Collaborative Care Holdings, LLC	Ownership	100.000	UnitedHealth Group Incorporated	.NO	
		.00000	82-3745100				Research Surgical Center LLC	.CO	.NIA	PPH Holdings, LLC	Ownership	51.000	UnitedHealth Group Incorporated	.NO	
		.00000	46-0558032				Restore OMH Holdings, Inc.	.DE	.NIA	Restore OMH Intermediate Holdings, Inc.	Ownership	100.000	UnitedHealth Group Incorporated	.NO	
		.00000	86-2957267				Restore OMH Intermediate Holdings, Inc.	.DE	.NIA	OptumHealth Holdings, LLC	Ownership	100.000	UnitedHealth Group Incorporated	.NO	
		.00000	86-2955057				RightCare Solutions, Inc.	.DE	.NIA	Curaspan Health Group, Inc.	Ownership	100.000	UnitedHealth Group Incorporated	.NO	
		.00000	45-2515438				River Valley ASC, LLC	.CT	.NIA	SCA-River Valley, LLC	Ownership	58.610	UnitedHealth Group Incorporated	.NO	.2
							Riverside Community Healthplan Medical Group, Inc.	.CA	.NIA	NAMM Medical Group Holdings, Inc.	Ownership	100.000	UnitedHealth Group Incorporated	.NO	.1
		.00000	33-0055097				Riverside Corporate Wellness, LLC	.WI	.NIA	United HealthCare Services, Inc.	Ownership	50.000	UnitedHealth Group Incorporated	.NO	
							Riverside Electronic Healthcare Resources, Inc.			Riverside Community Healthplan Medical Group, Inc.	Ownership	100.000	UnitedHealth Group Incorporated	.NO	.1
		.00000	20-3420379				Riverside Medical Management, LLC	.DE	.NIA	ProHEALTH Medical Management, LLC	Ownership	100.000	UnitedHealth Group Incorporated	.NO	
		.00000	32-0500242				Riverside Surgical Center of Meadowlands, LLC								
		.00000	83-2735771					.NJ	.NIA	SCA-Riverside Partners, LLC	Ownership	72.000	UnitedHealth Group Incorporated	.NO	
		.00000	83-2722082				Riverside Surgical Center of Newark, LLC	.NJ	.NIA	SCA-Riverside Partners, LLC	Ownership	99.000	UnitedHealth Group Incorporated	.NO	
		.00000	83-2722082				Riverside Surgical Center of Newark, LLC	.NJ	.NIA	Endoscopy Center Affiliates, Inc.	Ownership	1.000	UnitedHealth Group Incorporated	.NO	
		.00000	86-0857176				Robert B. McBeath, M.D. II, P.C.	.NV	.NIA	Physician(s) Owned	Influence	0.000	UnitedHealth Group Incorporated	.NO	.1
		.00000	46-2662506				Robert B. McBeath, M.D. III, P.C.	.NV	.NIA	Robert B. McBeath, M.D. II, P.C.	Ownership	100.000	UnitedHealth Group Incorporated	.NO	.1
							Robert B. McBeath, M.D., Professional Corporation	.NV	.NIA	Physician(s) Owned	Influence	0.000	UnitedHealth Group Incorporated	.NO	.1
		.00000	88-0310956				Rockville Eye Surgery Center, LLC	.MD	.NIA	SCA Palisades Holdings, LLC	Ownership	69.715	UnitedHealth Group Incorporated	.NO	
							Rocky Mountain Health Maintenance Organization, Incorporated	.CO	.IA	United HealthCare Services, Inc.	Ownership	100.000	UnitedHealth Group Incorporated	.NO	
		.00000	84-0614905				Rush Oak Brook Surgery Center, LLC	.IL	.NIA	SCA Rush Oak Brook Holdings, LLC	Ownership	10.000	UnitedHealth Group Incorporated	.NO	.2
										Esho – Empresa de Serviços Hospitalares S.A.	Ownership	100.000	UnitedHealth Group Incorporated	.NO	
		.00000	77-0398259				RX Ricardo Campos Ltda.	.BRA	.NIA	Physician(s) Owned	Influence	0.000	UnitedHealth Group Incorporated	.NO	.1
		.00000	83-0521940				Saad A. Shakir, M.D., Inc.	.CA	.NIA	Physician(s) Owned	Influence	0.000	UnitedHealth Group Incorporated	.NO	.1
							Sacred Heart ASC, LLC	.FL	.NIA	SVHS-SCA Florida JV, LLC	Ownership	61.125	UnitedHealth Group Incorporated	.NO	.2

SCHEDULE Y
PART 1A - DETAIL OF INSURANCE HOLDING COMPANY SYSTEM

1	2	3	4	5	6	7	8	9	10	11	12	13	14	15	16
Group Code	Group Name	NAIC Company Code	ID Number	Federal RSSD	CIK	Name of Securities Exchange if Publicly Traded (U.S. or International)	Names of Parent, Subsidiaries Or Affiliates	Domi-ciliary Location	Relation-ship to Reporting Entity	Directly Controlled by (Name of Entity/Person)	Type of Control (Ownership, Board, Management, Attorney-in-Fact, Influence, Other)	If Control is Owner-ship Provide Percen-tage	Ultimate Controlling Entity(ies)/Person(s)	Is an SCA Filing Re-quired? (Yes/No)	*
		.00000					Saden S.A.CHL	NIA.....	Clínica Dávila y Servicios Médicos S.p.A.	Ownership.....	0.077	UnitedHealth Group IncorporatedNO.....	
		.00000					Saden S.A.CHL	NIA.....	Banmédica S.A.	Ownership.....	99.923	UnitedHealth Group IncorporatedNO.....	
		.00000	85-2734753				Salem JV Holdings, LLCDE	NIA.....	Surgicare of Salem, LLC	Ownership.....	51.000	UnitedHealth Group IncorporatedNO.....	
		.00000	74-2462470				Salem Surgery Center, LLCOR	NIA.....	Salem JV Holdings, LLC	Ownership.....	51.000	UnitedHealth Group IncorporatedNO.....	
		.00000	45-2219585				Salveo Specialty Pharmacy, Inc.DE	NIA.....	OptumRx Administrative Services, LLC	Ownership.....	100.000	UnitedHealth Group IncorporatedNO.....	
		.00000					San Bernardino Medical Group, Inc.CA	NIA.....	NAMM Medical Group Holdings, Inc.	Ownership.....	100.000	UnitedHealth Group IncorporatedNO.....	.1
		.00000	77-0322251				San Diego Endoscopy CenterCA	NIA.....	Endoscopy Center Affiliates, Inc.	Ownership.....	35.000	UnitedHealth Group IncorporatedNO.....	.2
		.00000	27-3787593				Sand Lake SurgiCenter, LLCFL	NIA.....	SCA-Sand Lake, LLC	Ownership.....	51.455	UnitedHealth Group IncorporatedNO.....	
		.00000	27-3787593				Sand Lake SurgiCenter, LLCFL	NIA.....	SC Affiliates, LLC	Ownership.....	5.363	UnitedHealth Group IncorporatedNO.....	
		.00000	91-2127820				Santa Cruz Endoscopy Center, LLCCA	NIA.....	SCA Pacific Holdings, Inc.	Ownership.....	50.000	UnitedHealth Group IncorporatedNO.....	
		.00000					Santa Helena Assistência Médica S.A.BRA	NIA.....	Elual Participações S.A.	Ownership.....	15.522	UnitedHealth Group IncorporatedNO.....	
										Amil Assistência Médica Internacional S.A.					
		.00000					Santa Helena Assistência Médica S.A.BRA	NIA.....	Amil Assistência Médica Internacional S.A.	Ownership.....	84.478	UnitedHealth Group IncorporatedNO.....	
		.00000					Santos Administração e Participações S.A.BRA	NIA.....		Ownership.....	100.000	UnitedHealth Group IncorporatedNO.....	
			85-1941832				Sanvello Behavioral Health Services of Michigan, P.C.DE	NIA.....	Physician(s) Owned	Influence.....	0.000	UnitedHealth Group IncorporatedNO.....	.1
		.00000	85-0666386				Sanvello Behavioral Health Services of New Jersey, P.C.NJ	NIA.....	Physician(s) Owned	Influence.....	0.000	UnitedHealth Group IncorporatedNO.....	.1
		.00000	85-1959641				Sanvello Behavioral Health Services of North Carolina, P.C.NC	NIA.....	Physician(s) Owned	Influence.....	0.000	UnitedHealth Group IncorporatedNO.....	.1
		.00000	84-3152209				Sanvello Behavioral Health Services of Texas, P.A.TX	NIA.....	Physician(s) Owned	Influence.....	0.000	UnitedHealth Group IncorporatedNO.....	.1
		.00000	84-1754732				Sanvello Behavioral Health Services, P.A.DE	NIA.....	Physician(s) Owned	Influence.....	0.000	UnitedHealth Group IncorporatedNO.....	.1
		.00000	83-3057919				Sanvello Health Holdings, LLCDE	NIA.....	OptumHealth Holdings, LLC	Ownership.....	100.000	UnitedHealth Group IncorporatedNO.....	
		.00000	47-1920345				SanumHealth Inc.DE	NIA.....	OptumHealth Holdings, LLC	Ownership.....	14.750	UnitedHealth Group IncorporatedNO.....	
		.00000					Sanvello Health LimitedGBR	NIA.....	Sanvello Health Inc.	Ownership.....	100.000	UnitedHealth Group IncorporatedNO.....	
		.00000					Saris Counseling, LLCWI	NIA.....	Refresh Evolve, LLC	Ownership.....	100.000	UnitedHealth Group IncorporatedNO.....	.1
		.00000	62-1149229				SC Affiliates, LLCDE	NIA.....	Surgical Care Affiliates, LLC	Ownership.....	100.000	UnitedHealth Group IncorporatedNO.....	
		.00000	86-1452226				SCA AHN JV Holdings, LLCDE	NIA.....	SCA ESSC Holdings, LLC	Ownership.....	51.000	UnitedHealth Group IncorporatedNO.....	
		.00000	92-0080881				SCA Alaska Surgery Center, Inc.AK	NIA.....	SC Affiliates, LLC	Ownership.....	100.000	UnitedHealth Group IncorporatedNO.....	
		.00000	47-5537316				SCA Athens, LLCDE	NIA.....	SC Affiliates, LLC	Ownership.....	100.000	UnitedHealth Group IncorporatedNO.....	
		.00000	47-5014406				SCA Austin Holdings, LLCDE	NIA.....	SC Affiliates, LLC	Ownership.....	100.000	UnitedHealth Group IncorporatedNO.....	
		.00000	47-5051685				SCA Austin Medical Center Holdings, LLCDE	NIA.....	SCA Austin Holdings, LLC	Ownership.....	100.000	UnitedHealth Group IncorporatedNO.....	
		.00000	87-2651443				SCA Aventura Holdings, LLCDE	NIA.....	SC Affiliates, LLC	Ownership.....	96.078	UnitedHealth Group IncorporatedNO.....	
		.00000	85-2723465				SCA Bloomfield Holdings, LLCDE	NIA.....	SC Affiliates, LLC	Ownership.....	100.000	UnitedHealth Group IncorporatedNO.....	
		.00000	45-4230864				SCA BOSC Holdings, LLCDE	NIA.....	SC Affiliates, LLC	Ownership.....	25.000	UnitedHealth Group IncorporatedNO.....	
		.00000	45-4230864				SCA BOSC Holdings, LLCDE	NIA.....	SunSurgery, LLC	Ownership.....	25.000	UnitedHealth Group IncorporatedNO.....	
		.00000	45-4230864				SCA BOSC Holdings, LLCDE	NIA.....	Surgery Center Holding, LLC	Ownership.....	25.000	UnitedHealth Group IncorporatedNO.....	
		.00000	45-4230864				SCA BOSC Holdings, LLCDE	NIA.....	National Surgery Centers, LLC	Ownership.....	25.000	UnitedHealth Group IncorporatedNO.....	
		.00000	47-5030792				SCA Cedar Park Holdings, LLCDE	NIA.....	SCA Austin Holdings, LLC	Ownership.....	100.000	UnitedHealth Group IncorporatedNO.....	
		.00000	84-4338108				SCA Clifton, LLCDE	NIA.....	SC Affiliates, LLC	Ownership.....	100.000	UnitedHealth Group IncorporatedNO.....	
		.00000	87-2738960				SCA Colorado Springs Holdings, LLCDE	NIA.....	SC Affiliates, LLC	Ownership.....	100.000	UnitedHealth Group IncorporatedNO.....	
		.00000	85-4043847				SCA Cottonwood Holdings, LLCDE	NIA.....	SC Affiliates, LLC	Ownership.....	100.000	UnitedHealth Group IncorporatedNO.....	
		.00000	04-3170801				SCA Danbury Surgical Center, LLCDE	NIA.....	SunSurgery, LLC	Ownership.....	52.068	UnitedHealth Group IncorporatedNO.....	
		.00000	85-2019401				SCA Denver Holdings, LLCDE	NIA.....	SC Affiliates, LLC	Ownership.....	100.000	UnitedHealth Group IncorporatedNO.....	
		.00000	62-1535981				SCA Development, LLCDE	NIA.....	SC Affiliates, LLC	Ownership.....	100.000	UnitedHealth Group IncorporatedNO.....	
		.00000	85-3450755				SCA Duluth Holdings, LLCDE	NIA.....	SC Affiliates, LLC	Ownership.....	100.000	UnitedHealth Group IncorporatedNO.....	
		.00000	86-1889923				SCA Duncanville Holdings, LLCDE	NIA.....	SC Affiliates, LLC	Ownership.....	100.000	UnitedHealth Group IncorporatedNO.....	
		.00000	86-1855507				SCA Duncanville MSO, LLCTX	NIA.....	SCA Duncanville Holdings, LLC	Ownership.....	51.000	UnitedHealth Group IncorporatedNO.....	
		.00000	88-3055298				SCA East Bay Holdings, LLCDE	NIA.....	SC Affiliates, LLC	Ownership.....	100.000	UnitedHealth Group IncorporatedNO.....	
		.00000					SCA eCode Solutions Private LimitedIND	NIA.....	eCode Solutions, LLC	Ownership.....	100.000	UnitedHealth Group IncorporatedNO.....	
		.00000	86-3781364				SCA Englewood Holdings, LLCDE	NIA.....	SC Affiliates, LLC	Ownership.....	100.000	UnitedHealth Group IncorporatedNO.....	
		.00000	86-1452517				SCA ESSC Holdings, LLCDE	NIA.....	SC Affiliates, LLC	Ownership.....	100.000	UnitedHealth Group IncorporatedNO.....	

SCHEDULE Y
PART 1A - DETAIL OF INSURANCE HOLDING COMPANY SYSTEM

1	2	3	4	5	6	7	8	9	10	11	12	13	14	15	16
Group Code	Group Name	NAIC Company Code	ID Number	Federal RSSD	CIK	Name of Securities Exchange if Publicly Traded (U.S. or International)	Names of Parent, Subsidiaries Or Affiliates	Domi-ciliary Location	Relation-ship to Reporting Entity	Directly Controlled by (Name of Entity/Person)	Type of Control (Ownership, Board, Management, Attorney-in-Fact, Influence, Other)	If Control is Owner-ship Provide Per-centage	Ultimate Controlling Entity(ies)/Person(s)	Is an SCA Filing Re-quired? (Yes/No)	*
		.00000	85-2064446				SCA Global One Holdings, LLC	DE	NIA	SC Affiliates, LLC	Ownership	100.000	UnitedHealth Group Incorporated	.NO.	
		.00000	85-3472510				SCA Greenway Holdings, LLC	DE	NIA	SC Affiliates, LLC	Ownership	49.000	UnitedHealth Group Incorporated	.NO.	2
		.00000	85-4003008				SCA Grove Creek Holdings, LLC	DE	NIA	SC Affiliates, LLC	Ownership	100.000	UnitedHealth Group Incorporated	.NO.	
		.00000	85-2734387				SCA Guilford Holdings, LLC	DE	NIA	SC Affiliates, LLC	Ownership	100.000	UnitedHealth Group Incorporated	.NO.	
		.00000	47-5064834				SCA Hays Holdings, LLC	DE	NIA	SCA Austin Holdings, LLC	Ownership	100.000	UnitedHealth Group Incorporated	.NO.	
		.00000	87-2408829				SCA Health Value Enterprise, LLC	DE	NIA	SC Affiliates, LLC	Ownership	100.000	UnitedHealth Group Incorporated	.NO.	
		.00000					SCA Health, LLC	DE	NIA	SC Affiliates, LLC	Ownership	100.000	UnitedHealth Group Incorporated	.NO.	
		.00000	83-2735871				SCA Heartland Holdings, LLC	DE	NIA	SC Affiliates, LLC	Ownership	100.000	UnitedHealth Group Incorporated	.NO.	
		.00000	86-1735298				SCA High Point Holdings, LLC	DE	NIA	SC Affiliates, LLC	Ownership	100.000	UnitedHealth Group Incorporated	.NO.	
		.00000	36-4869243				SCA HoldCo, Inc.	DE	NIA	Collaborative Care Holdings, LLC	Ownership	100.000	UnitedHealth Group Incorporated	.NO.	
		.00000	27-1664837				SCA Holding Company, Inc.	DE	NIA	SCA Surgery Holdings, LLC	Ownership	100.000	UnitedHealth Group Incorporated	.NO.	
		.00000	47-1256943				SCA Holdings, Inc.	CA	NIA	National Surgery Centers, LLC	Ownership	100.000	UnitedHealth Group Incorporated	.NO.	
		.00000	45-4240475				SCA IEC Holdings, LLC	DE	NIA	SC Affiliates, LLC	Ownership	25.000	UnitedHealth Group Incorporated	.NO.	
		.00000	45-4240475				SCA IEC Holdings, LLC	DE	NIA	SunSurgery, LLC	Ownership	25.000	UnitedHealth Group Incorporated	.NO.	
		.00000	45-4240475				SCA IEC Holdings, LLC	DE	NIA	Surgery Center Holding, LLC	Ownership	25.000	UnitedHealth Group Incorporated	.NO.	
		.00000	45-4240475				SCA IEC Holdings, LLC	DE	NIA	National Surgery Centers, LLC	Ownership	25.000	UnitedHealth Group Incorporated	.NO.	
		.00000	45-2684108				SCA Indiana Holdings, LLC	DE	NIA	SC Affiliates, LLC	Ownership	25.000	UnitedHealth Group Incorporated	.NO.	
		.00000	45-2684108				SCA Indiana Holdings, LLC	DE	NIA	SunSurgery, LLC	Ownership	25.000	UnitedHealth Group Incorporated	.NO.	
		.00000	45-2684108				SCA Indiana Holdings, LLC	DE	NIA	Surgery Center Holding, LLC	Ownership	25.000	UnitedHealth Group Incorporated	.NO.	
		.00000	45-2684108				SCA Indiana Holdings, LLC	DE	NIA	National Surgery Centers, LLC	Ownership	25.000	UnitedHealth Group Incorporated	.NO.	
		.00000	85-2044403				SCA Lutheran Holdings, LLC	DE	NIA	SC Affiliates, LLC	Ownership	100.000	UnitedHealth Group Incorporated	.NO.	
		.00000	85-3425387				SCA Maple Grove Holdings, LLC	DE	NIA	SC Affiliates, LLC	Ownership	49.000	UnitedHealth Group Incorporated	.NO.	2
		.00000	85-2302375				SCA Mohawk Holdings, LLC	DE	NIA	SC Affiliates, LLC	Ownership	100.000	UnitedHealth Group Incorporated	.NO.	
		.00000	87-3300578				SCA Murrells Inlet, LLC	DE	NIA	SC Affiliates, LLC	Ownership	100.000	UnitedHealth Group Incorporated	.NO.	
		.00000	85-4043674				SCA Northern Utah Holdings, LLC	DE	NIA	SC Affiliates, LLC	Ownership	100.000	UnitedHealth Group Incorporated	.NO.	
		.00000	85-2527319				SCA Northwest Holdings, LLC	DE	NIA	SC Affiliates, LLC	Ownership	100.000	UnitedHealth Group Incorporated	.NO.	
		.00000	85-2065454				SCA Outside New Jersey, LLC	DE	NIA	SC Affiliates, LLC	Ownership	100.000	UnitedHealth Group Incorporated	.NO.	
		.00000	27-1707364				SCA Pacific Holdings, Inc.	CA	NIA	SC Affiliates, LLC	Ownership	100.000	UnitedHealth Group Incorporated	.NO.	
		.00000	87-2926385				SCA Pacific Surgery Holdings, LLC	DE	NIA	SC Affiliates, LLC	Ownership	100.000	UnitedHealth Group Incorporated	.NO.	
		.00000	85-1370857				SCA Palisades Holdings, LLC	DE	NIA	SC Affiliates, LLC	Ownership	100.000	UnitedHealth Group Incorporated	.NO.	
		.00000	46-1686425				SCA Pennsylvania Holdings, LLC	DE	NIA	Surgery Center Holding, LLC	Ownership	100.000	UnitedHealth Group Incorporated	.NO.	
		.00000	85-0817999				SCA Pinnacle Holdings, LLC	DE	NIA	SC Affiliates, LLC	Ownership	100.000	UnitedHealth Group Incorporated	.NO.	
		.00000					SCA Premier Surgery Center of Louisville, LLC	DE	NIA	SC Affiliates, LLC	Ownership	100.000	UnitedHealth Group Incorporated	.NO.	
		.00000					SCA Providence Holdings, LLC	DE	NIA	SC Affiliates, LLC	Ownership	100.000	UnitedHealth Group Incorporated	.NO.	
		.00000	81-5211225				SCA Rockledge JV, LLC	DE	NIA	SCA-Merritt, LLC	Ownership	94.874	UnitedHealth Group Incorporated	.NO.	
		.00000	81-5211225				SCA Rockledge JV, LLC	DE	NIA	Endoscopy Center Affiliates, Inc.	Ownership	1.000	UnitedHealth Group Incorporated	.NO.	
		.00000	45-4252645				SCA ROCS Holdings, LLC	DE	NIA	Surgery Center Holding, LLC	Ownership	25.000	UnitedHealth Group Incorporated	.NO.	
		.00000	45-4252645				SCA ROCS Holdings, LLC	DE	NIA	SunSurgery, LLC	Ownership	25.000	UnitedHealth Group Incorporated	.NO.	
		.00000	45-4252645				SCA ROCS Holdings, LLC	DE	NIA	National Surgery Centers, LLC	Ownership	25.000	UnitedHealth Group Incorporated	.NO.	
		.00000	45-4252645				SCA ROCS Holdings, LLC	DE	NIA	SC Affiliates, LLC	Ownership	25.000	UnitedHealth Group Incorporated	.NO.	
		.00000	87-4302841				SCA Rush Oak Brook Holdings, LLC	DE	NIA	SC Affiliates, LLC	Ownership	100.000	UnitedHealth Group Incorporated	.NO.	
		.00000	84-3689385				SCA Sage Medical MSO, LLC	DE	NIA	SCA Sage Medical, LLC	Ownership	26.000	UnitedHealth Group Incorporated	.NO.	2
		.00000	84-3673924				SCA Sage Medical, LLC	DE	NIA	SC Affiliates, LLC	Ownership	100.000	UnitedHealth Group Incorporated	.NO.	
		.00000	85-2811475				SCA San Diego Holdings, LLC	DE	NIA	SCA-San Diego, Inc.	Ownership	100.000	UnitedHealth Group Incorporated	.NO.	
		.00000	85-2235871				SCA Skyway Holdings, LLC	DE	NIA	SC Affiliates, LLC	Ownership	100.000	UnitedHealth Group Incorporated	.NO.	
		.00000	85-4002809				SCA South Ogden Holdings, LLC	DE	NIA	SC Affiliates, LLC	Ownership	100.000	UnitedHealth Group Incorporated	.NO.	
		.00000	47-4928368				SCA Southwestern PA, LLC	DE	NIA	SC Affiliates, LLC	Ownership	100.000	UnitedHealth Group Incorporated	.NO.	
		.00000	47-3165040				SCA Specialists of Florida, LLC	DE	NIA	SCA Surgery Holdings, LLC	Ownership	100.000	UnitedHealth Group Incorporated	.NO.	
		.00000	85-2786147				SCA Specialty Holdings of Connecticut, LLC	DE	NIA	SC Affiliates, LLC	Ownership	100.000	UnitedHealth Group Incorporated	.NO.	
		.00000	45-4266502				SCA SSSC Holdings, LLC	DE	NIA	SC Affiliates, LLC	Ownership	25.000	UnitedHealth Group Incorporated	.NO.	
		.00000	45-4266502				SCA SSSC Holdings, LLC	DE	NIA	Surgery Center Holding, LLC	Ownership	25.000	UnitedHealth Group Incorporated	.NO.	
		.00000	45-4266502				SCA SSSC Holdings, LLC	DE	NIA	National Surgery Centers, LLC	Ownership	25.000	UnitedHealth Group Incorporated	.NO.	
		.00000	45-4266502				SCA SSSC Holdings, LLC	DE	NIA	SunSurgery, LLC	Ownership	25.000	UnitedHealth Group Incorporated	.NO.	

SCHEDULE Y
PART 1A - DETAIL OF INSURANCE HOLDING COMPANY SYSTEM

1	2	3	4	5	6	7	8	9	10	11	12	13	14	15	16
Group Code	Group Name	NAIC Company Code	ID Number	Federal RSSD	CIK	Name of Securities Exchange if Publicly Traded (U.S. or International)	Names of Parent, Subsidiaries Or Affiliates	Domi-ciliary Location	Relation-ship to Reporting Entity	Directly Controlled by (Name of Entity/Person)	Type of Control (Ownership, Board, Management, Attorney-in-Fact, Influence, Other)	If Control is Owner-ship Provide Percen-tage	Ultimate Controlling Entity(ies)/Person(s)	Is an SCA Filing Re-quired? (Yes/No)	*
		.00000	47-5038680				SCA Stonegate Holdings, LLC	DE	NIA	SCA Austin Holdings, LLC	Ownership	100.000	UnitedHealth Group Incorporated	.NO.	
		.00000	26-2602268				SCA Surgery Holdings, LLC	DE	NIA	Surgical Care Affiliates, LLC	Ownership	100.000	UnitedHealth Group Incorporated	.NO.	
		.00000	75-2501088				SCA Surgicare of Laguna Hills, LLC	DE	NIA	Surgery Center Holding, LLC	Ownership	100.000	UnitedHealth Group Incorporated	.NO.	
		.00000	85-3263993				SCA West Health Holdings, LLC	DE	NIA	SC Affiliates, LLC	Ownership	100.000	UnitedHealth Group Incorporated	.NO.	
		.00000	85-4150186				SCA Westgreen Holdings, LLC	DE	NIA	SC Affiliates, LLC	Ownership	68.628	UnitedHealth Group Incorporated	.NO.	
		.00000	85-3491574				SCA Woodbury Holdings, LLC	DE	NIA	SC Affiliates, LLC	Ownership	49.000	UnitedHealth Group Incorporated	.NO.	2
		.00000	74-2555097				SCA-Albuquerque Surgery Properties, Inc.	NM	NIA	SC Affiliates, LLC	Ownership	100.000	UnitedHealth Group Incorporated	.NO.	
		.00000	47-1807383				SCA-Alliance, LLC	DE	NIA	SCA Surgery Holdings, LLC	Ownership	51.000	UnitedHealth Group Incorporated	.NO.	
		.00000	82-4763869				SCA-Anne Arundel, LLC	DE	NIA	SC Affiliates, LLC	Ownership	100.000	UnitedHealth Group Incorporated	.NO.	
		.00000	83-2703057				SCA-AppleCare Partners, LLC	DE	NIA	SCA-Downey, LLC	Ownership	69.999	UnitedHealth Group Incorporated	.NO.	
		.00000	82-3857984				SCA-Bethesda, LLC	DE	NIA	SC Affiliates, LLC	Ownership	52.254	UnitedHealth Group Incorporated	.NO.	
		.00000	62-1530120				SCA-Blue Ridge, LLC	DE	NIA	SC Affiliates, LLC	Ownership	100.000	UnitedHealth Group Incorporated	.NO.	
		.00000	83-1529292				SCA-Bonita Springs, LLC	DE	NIA	SC Affiliates, LLC	Ownership	63.725	UnitedHealth Group Incorporated	.NO.	
		.00000	82-1980137				SCA-Brandon, LLC	DE	NIA	SC Affiliates, LLC	Ownership	100.000	UnitedHealth Group Incorporated	.NO.	
		.00000	83-1094012				SCA-Castle Rock, LLC	DE	NIA	SC Affiliates, LLC	Ownership	68.736	UnitedHealth Group Incorporated	.NO.	
		.00000	47-1535510				SCA-Central Florida, LLC	DE	NIA	SC Affiliates, LLC	Ownership	51.000	UnitedHealth Group Incorporated	.NO.	
		.00000	58-1709758				SCA-Charleston, LLC	DE	NIA	SCA Surgery Holdings, LLC	Ownership	100.000	UnitedHealth Group Incorporated	.NO.	
		.00000	82-4511713				SCA-Chatham, LLC	DE	NIA	SC Affiliates, LLC	Ownership	100.000	UnitedHealth Group Incorporated	.NO.	
		.00000	81-3301058				SCA-Chevy Chase, LLC	DE	NIA	SC Affiliates, LLC	Ownership	100.000	UnitedHealth Group Incorporated	.NO.	
		.00000	62-1516306				SCA-Citrus, Inc.	TN	NIA	SC Affiliates, LLC	Ownership	100.000	UnitedHealth Group Incorporated	.NO.	
		.00000	83-1541326				SCA-Colonial Partners, LLC	DE	NIA	SCA-Ft. Myers, LLC	Ownership	69.698	UnitedHealth Group Incorporated	.NO.	
		.00000	93-1047471				SCA-Colorado Springs, LLC	DE	NIA	SC Affiliates, LLC	Ownership	100.000	UnitedHealth Group Incorporated	.NO.	
		.00000	83-1585952				SCA-Connecticut Partners, LLC	DE	NIA	SunSurgery, LLC	Ownership	29.410	UnitedHealth Group Incorporated	.NO.	2
		.00000	47-4028383				SCA-Davenport, LLC	DE	NIA	SC Affiliates, LLC	Ownership	100.000	UnitedHealth Group Incorporated	.NO.	
		.00000	84-2003112				SCA-Denver Physicians Holdings, LLC	DE	NIA	SCA-Denver, LLC	Ownership	51.000	UnitedHealth Group Incorporated	.NO.	
		.00000	84-2997638				SCA-Denver, LLC	DE	NIA	SC Affiliates, LLC	Ownership	100.000	UnitedHealth Group Incorporated	.NO.	
		.00000	82-1470227				SCA-Derry, LLC	DE	NIA	SC Affiliates, LLC	Ownership	78.873	UnitedHealth Group Incorporated	.NO.	
		.00000	81-3734814				SCA-Doral, LLC	DE	NIA	SC Affiliates, LLC	Ownership	100.000	UnitedHealth Group Incorporated	.NO.	
		.00000	83-3055579				SCA-Downey, LLC	DE	NIA	SC Affiliates, LLC	Ownership	100.000	UnitedHealth Group Incorporated	.NO.	
		.00000	83-1093886				SCA-Dry Creek, LLC	DE	NIA	SC Affiliates, LLC	Ownership	100.000	UnitedHealth Group Incorporated	.NO.	
		.00000	81-1594261				SCA-Dublin, LLC	DE	NIA	SC Affiliates, LLC	Ownership	100.000	UnitedHealth Group Incorporated	.NO.	
		.00000	81-3301305				SCA-Encinitas, Inc.	DE	NIA	Surgical Health, LLC	Ownership	100.000	UnitedHealth Group Incorporated	.NO.	
		.00000	62-1541235				SCA-Eugene, Inc.	TN	NIA	SC Affiliates, LLC	Ownership	100.000	UnitedHealth Group Incorporated	.NO.	
		.00000	83-2805878				SCA-First Coast, LLC	DE	NIA	SC Affiliates, LLC	Ownership	100.000	UnitedHealth Group Incorporated	.NO.	
		.00000	62-1551099				SCA-Florence, LLC	DE	NIA	SC Affiliates, LLC	Ownership	100.000	UnitedHealth Group Incorporated	.NO.	
		.00000	93-1067967				SCA-Fort Collins, Inc.	CO	NIA	SC Affiliates, LLC	Ownership	100.000	UnitedHealth Group Incorporated	.NO.	
		.00000	62-1502719				SCA-Fort Walton, Inc.	TN	NIA	SC Affiliates, LLC	Ownership	100.000	UnitedHealth Group Incorporated	.NO.	
		.00000	47-3641516				SCA-Franklin, LLC	DE	NIA	SC Affiliates, LLC	Ownership	100.000	UnitedHealth Group Incorporated	.NO.	
		.00000	81-2727879				SCA-Frederick, LLC	DE	NIA	SC Affiliates, LLC	Ownership	100.000	UnitedHealth Group Incorporated	.NO.	
		.00000	82-3535257				SCA-Freeway Holdings, LLC	DE	NIA	SC Affiliates, LLC	Ownership	100.000	UnitedHealth Group Incorporated	.NO.	
		.00000	36-4907566				SCA-Ft. Myers, LLC	DE	NIA	SC Affiliates, LLC	Ownership	100.000	UnitedHealth Group Incorporated	.NO.	
		.00000	62-1547690				SCA-Gainesville, LLC	DE	NIA	SC Affiliates, LLC	Ownership	100.000	UnitedHealth Group Incorporated	.NO.	
		.00000	81-1956407				SCA-Gladiolus, LLC	DE	NIA	SC Affiliates, LLC	Ownership	95.371	UnitedHealth Group Incorporated	.NO.	
		.00000	83-4156034				SCA-Glenwood Holdings, LLC	DE	NIA	Glenwood-SC, Inc.	Ownership	72.396	UnitedHealth Group Incorporated	.NO.	
		.00000	82-1438326				SCA-Grants Pass, LLC	DE	NIA	SC Affiliates, LLC	Ownership	100.000	UnitedHealth Group Incorporated	.NO.	
		.00000	81-2376695				SCA-Grove Place, LLC	DE	NIA	SC Affiliates, LLC	Ownership	69.833	UnitedHealth Group Incorporated	.NO.	
		.00000	47-3466283				SCA-Hagerstown, LLC	DE	NIA	SC Affiliates, LLC	Ownership	100.000	UnitedHealth Group Incorporated	.NO.	
		.00000	47-5229514				SCA-Hilton Head, LLC	DE	NIA	SC Affiliates, LLC	Ownership	100.000	UnitedHealth Group Incorporated	.NO.	
		.00000	62-1506650				SCA-Honolulu, LLC	DE	NIA	SC Affiliates, LLC	Ownership	100.000	UnitedHealth Group Incorporated	.NO.	
		.00000	81-3445356				SCA-Houston Executive, LLC	DE	NIA	SC Affiliates, LLC	Ownership	100.000	UnitedHealth Group Incorporated	.NO.	
		.00000	81-1666861				SCA-Illinois, LLC	DE	NIA	SCA Surgery Holdings, LLC	Ownership	100.000	UnitedHealth Group Incorporated	.NO.	
		.00000	47-3930052				SCA-IT Holdings, LLC	DE	NIA	SC Affiliates, LLC	Ownership	100.000	UnitedHealth Group Incorporated	.NO.	
		.00000	83-3090526				SCA-JPM Holdings, LLC	DE	NIA	SC Affiliates, LLC	Ownership	100.000	UnitedHealth Group Incorporated	.NO.	
		.00000	83-1102109				SCA-Kissing Camels Holdings, LLC	DE	NIA	SCA Surgery Holdings, LLC	Ownership	100.000	UnitedHealth Group Incorporated	.NO.	

SCHEDULE Y
PART 1A - DETAIL OF INSURANCE HOLDING COMPANY SYSTEM

1	2	3	4	5	6	7	8	9	10	11	12	13	14	15	16
Group Code	Group Name	NAIC Company Code	ID Number	Federal RSSD	CIK	Name of Securities Exchange if Publicly Traded (U.S. or International)	Names of Parent, Subsidiaries Or Affiliates	Domi-ciliary Location	Relation-ship to Reporting Entity	Directly Controlled by (Name of Entity/Person)	Type of Control (Ownership, Board, Management, Attorney-in-Fact, Influence, Other)	If Control is Owner-ship Provide Percen-tage	Ultimate Controlling Entity(ies)/Person(s)	Is an SCA Filing Re-quired? (Yes/No)	*
		.00000	81-4292506				SCA-Main Street, LLC	DE	NIA	SC Affiliates, LLC	Ownership	29.575	UnitedHealth Group Incorporated	.NO.	2
		.00000	47-1751165				SCA-Marina del Rey, LLC	CA	NIA	SC Affiliates, LLC	Ownership	100.000	UnitedHealth Group Incorporated	.NO.	
		.00000	81-1367813				SCA-MC VBP, Inc.	DE	NIA	SC Affiliates, LLC	Ownership	100.000	UnitedHealth Group Incorporated	.NO.	
		.00000	62-1184188				SCA-Mecklenburg Development Corp.	NC	NIA	SC Affiliates, LLC	Ownership	100.000	UnitedHealth Group Incorporated	.NO.	
		.00000	81-4616104				SCA-Memorial City, LLC	DE	NIA	SC Affiliates, LLC	Ownership	100.000	UnitedHealth Group Incorporated	.NO.	
		.00000	83-3709010				SCA-Memorial, LLC	DE	NIA	SC Affiliates, LLC	Ownership	100.000	UnitedHealth Group Incorporated	.NO.	
		.00000	81-1771410				SCA-Merritt, LLC	DE	NIA	SC Affiliates, LLC	Ownership	100.000	UnitedHealth Group Incorporated	.NO.	
		.00000	82-2455773				SCA-Midlands, LLC	DE	NIA	SC Affiliates, LLC	Ownership	100.000	UnitedHealth Group Incorporated	.NO.	
		.00000	81-2976543				SCA-Midway Management, LLC	IL	NIA	SC Affiliates, LLC	Ownership	100.000	UnitedHealth Group Incorporated	.NO.	
		.00000	80-0070617				SCA-Mobile, LLC	DE	NIA	SC Affiliates, LLC	Ownership	100.000	UnitedHealth Group Incorporated	.NO.	
		.00000	81-1065674				SCA-Mokena, LLC	DE	NIA	SC Affiliates, LLC	Ownership	100.000	UnitedHealth Group Incorporated	.NO.	
		.00000					SCA-Morris Avenue, LLC	DE	NIA	SC Affiliates, LLC	Ownership	100.000	UnitedHealth Group Incorporated	.NO.	
		.00000	84-4936803				SCA-Morris County, LLC	DE	NIA	SC Affiliates, LLC	Ownership	100.000	UnitedHealth Group Incorporated	.NO.	
		.00000	62-1506655				SCA-Mt. Pleasant, LLC	DE	NIA	SC Affiliates, LLC	Ownership	100.000	UnitedHealth Group Incorporated	.NO.	
		.00000	81-2850365				SCA-Naperville, LLC	DE	NIA	SC Affiliates, LLC	Ownership	100.000	UnitedHealth Group Incorporated	.NO.	
		.00000	82-3002171				SCA-Naples, LLC	DE	NIA	SC Affiliates, LLC	Ownership	100.000	UnitedHealth Group Incorporated	.NO.	
		.00000	47-4418919				SCA-New Jersey, LLC	DE	NIA	SC Affiliates, LLC	Ownership	100.000	UnitedHealth Group Incorporated	.NO.	
		.00000	47-1760663				SCA-Newport Beach, LLC	CA	NIA	SC Affiliates, LLC	Ownership	100.000	UnitedHealth Group Incorporated	.NO.	
		.00000	81-3445510				SCA-Palm Beach MSO Holdings, LLC	DE	NIA	SunSurgery, LLC	Ownership	100.000	UnitedHealth Group Incorporated	.NO.	
		.00000	82-3050836				SCA-Palm Beach, LLC	DE	NIA	SC Affiliates, LLC	Ownership	100.000	UnitedHealth Group Incorporated	.NO.	
		.00000	84-3367495				SCA-Panama City Holdings, LLC	DE	NIA	SC Affiliates, LLC	Ownership	100.000	UnitedHealth Group Incorporated	.NO.	
		.00000	62-1538850				SCA-Paoli, LLC	DE	NIA	SC Affiliates, LLC	Ownership	100.000	UnitedHealth Group Incorporated	.NO.	
		.00000	47-2785908				SCA-Phoenix, LLC	DE	NIA	SC Affiliates, LLC	Ownership	100.000	UnitedHealth Group Incorporated	.NO.	
		.00000	47-1620189				SCA-Pocono, LLC	DE	NIA	SC Affiliates, LLC	Ownership	100.000	UnitedHealth Group Incorporated	.NO.	
		.00000	81-4139195				SCA-Portland, LLC	DE	NIA	SC Affiliates, LLC	Ownership	100.000	UnitedHealth Group Incorporated	.NO.	
		.00000	83-4121074				SCA-Practice Partners Holdings, LLC	DE	NIA	SC Affiliates, LLC	Ownership	100.000	UnitedHealth Group Incorporated	.NO.	
		.00000	81-4304317				SCA-River Valley, LLC	DE	NIA	SC Affiliates, LLC	Ownership	29.410	UnitedHealth Group Incorporated	.NO.	2
		.00000	83-2111732				SCA-Riverside Partners, LLC	DE	NIA	SCA-Riverside, LLC	Ownership	51.000	UnitedHealth Group Incorporated	.NO.	
		.00000	83-2721919				SCA-Riverside, LLC	DE	NIA	SC Affiliates, LLC	Ownership	100.000	UnitedHealth Group Incorporated	.NO.	
		.00000	47-1647512				SCA-Rockville, LLC	DE	NIA	SC Affiliates, LLC	Ownership	100.000	UnitedHealth Group Incorporated	.NO.	
		.00000	85-0563422				SCA-Sacred Heart Holdings, LLC	DE	NIA	SC Affiliates, LLC	Ownership	100.000	UnitedHealth Group Incorporated	.NO.	
		.00000	81-2963561				SCA-San Diego, Inc.	DE	NIA	Surgical Health, LLC	Ownership	100.000	UnitedHealth Group Incorporated	.NO.	
		.00000	94-3138088				SCA-San Luis Obispo, LLC	DE	NIA	SC Affiliates, LLC	Ownership	100.000	UnitedHealth Group Incorporated	.NO.	
		.00000	47-1685878				SCA-Sand Lake, LLC	DE	NIA	SC Affiliates, LLC	Ownership	83.481	UnitedHealth Group Incorporated	.NO.	
		.00000	88-0185362				SCA-Santa Rosa, Inc.	NV	NIA	SC Affiliates, LLC	Ownership	100.000	UnitedHealth Group Incorporated	.NO.	
		.00000	81-3300613				SCA-Somerset, LLC	DE	NIA	SCA Surgery Holdings, LLC	Ownership	100.000	UnitedHealth Group Incorporated	.NO.	
		.00000	22-3117714				SCA-South Jersey, LLC	DE	NIA	Virtua-SCA Holdings, LLC	Ownership	100.000	UnitedHealth Group Incorporated	.NO.	2
		.00000	47-2676325				SCA-Sparta, LLC	DE	NIA	SC Affiliates, LLC	Ownership	100.000	UnitedHealth Group Incorporated	.NO.	
		.00000	82-4499088				SCA-Spartanburg Holdings, LLC	DE	NIA	SC Affiliates, LLC	Ownership	100.000	UnitedHealth Group Incorporated	.NO.	
		.00000	88-1844951				SCA-St. Cloud Holdings, LLC	DE	NIA	SC Affiliates, LLC	Ownership	100.000	UnitedHealth Group Incorporated	.NO.	
		.00000	84-4677051				SCA-St. Louis Holdings, LLC	DE	NIA	SC Affiliates, LLC	Ownership	100.000	UnitedHealth Group Incorporated	.NO.	
		.00000	47-4106989				SCA-St. Louis, LLC	DE	NIA	Surgical Health, LLC	Ownership	100.000	UnitedHealth Group Incorporated	.NO.	
		.00000	82-3270591				SCA-St. Lucie, LLC	DE	NIA	SC Affiliates, LLC	Ownership	100.000	UnitedHealth Group Incorporated	.NO.	
		.00000	81-4371453				SCA-Surgicare, LLC	DE	NIA	SC Affiliates, LLC	Ownership	100.000	UnitedHealth Group Incorporated	.NO.	
		.00000	81-2455241				SCA-SwiftPath, LLC	DE	NIA	SC Affiliates, LLC	Ownership	100.000	UnitedHealth Group Incorporated	.NO.	
		.00000	82-1987225				SCA-Verta, LLC	DE	NIA	SC Affiliates, LLC	Ownership	100.000	UnitedHealth Group Incorporated	.NO.	
		.00000	85-1998338				SCA-VLR Holdings Company, LLC	DE	NIA	SCA Denver Holdings, LLC	Ownership	51.000	UnitedHealth Group Incorporated	.NO.	
		.00000	82-2294882				SCA-Wake Forest, LLC	DE	NIA	SC Affiliates, LLC	Ownership	100.000	UnitedHealth Group Incorporated	.NO.	
		.00000	82-1449412				SCA-Western Connecticut, LLC	DE	NIA	SC Affiliates, LLC	Ownership	67.000	UnitedHealth Group Incorporated	.NO.	
		.00000	82-3689825				SCA-Westover Hills, LLC	DE	NIA	SC Affiliates, LLC	Ownership	100.000	UnitedHealth Group Incorporated	.NO.	
		.00000	81-1159878				SCA-Winchester, LLC	DE	NIA	SC Affiliates, LLC	Ownership	100.000	UnitedHealth Group Incorporated	.NO.	
		.00000	62-1525777				SCA-Winter Park, Inc.	TN	NIA	SC Affiliates, LLC	Ownership	100.000	UnitedHealth Group Incorporated	.NO.	
		.00000	82-3528300				SCA-Woodlands Holdings, LLC	DE	NIA	SC Affiliates, LLC	Ownership	100.000	UnitedHealth Group Incorporated	.NO.	
		.00000	81-4905342				SCAI Holdings, LLC	DE	NIA	SCA HoldCo, Inc.	Ownership	100.000	UnitedHealth Group Incorporated	.NO.	

SCHEDULE Y
PART 1A - DETAIL OF INSURANCE HOLDING COMPANY SYSTEM

1	2	3	4	5	6	7	8	9	10	11	12	13	14	15	16
Group Code	Group Name	NAIC Company Code	ID Number	Federal RSSD	CIK	Name of Securities Exchange if Publicly Traded (U.S. or International)	Names of Parent, Subsidiaries Or Affiliates	Domi-ciliary Location	Relation-ship to Reporting Entity	Directly Controlled by (Name of Entity/Person)	Type of Control (Ownership, Board, Management, Attorney-in-Fact, Influence, Other)	If Control is Owner-ship Provide Perce-n-tage	Ultimate Controlling Entity(ies)/Person(s)	Is an SCA Filing Re-quired? (Yes/No)	*
		.00000					Scanner Centromed S.A.CHL	NIA.....	Administradora Médica Centromed S.A.	Ownership.....	85.000	UnitedHealth Group IncorporatedNO.....	
		.00000	85-2316290				SQLHS-SCA Holdings, LLCDE	NIA.....	SCA Lutheran Holdings, LLC	Ownership.....	51.000	UnitedHealth Group IncorporatedNO.....	
		.00000	27-2635371				SCP Specialty Infusion, LLCDE	NIA.....	Optum Infusion Services 500, Inc.	Ownership.....	100.000	UnitedHealth Group IncorporatedNO.....	
		.00000	46-3238571				Seattle Psychology, P.L.L.C.WA	NIA.....	Physician(s) Owned	Influence.....	0.000	UnitedHealth Group IncorporatedNO.....	..1.....
		.00000	98-1202716				Seisa Serviços Integrados de Saúde Ltda.BRA	NIA.....	Cemed Care – Empresa de Atendimento Clínico Geral Ltda.	Ownership.....	0.000	UnitedHealth Group IncorporatedNO.....	
		.00000	98-1202716				Seisa Serviços Integrados de Saúde Ltda.BRA	NIA.....	Anil Assistência Médica Internacional S.A.	Ownership.....	100.000	UnitedHealth Group IncorporatedNO.....	
		.00000	86-0739432				Senior Benefits, L.L.C.AZ	NIA.....	USHEALTH Advisors, LLC	Ownership.....	100.000	UnitedHealth Group IncorporatedNO.....	
		.00000	88-1691956				Senior Care Network of Connecticut, LLCDE	NIA.....	Optum Care Networks, Inc.	Ownership.....	100.000	UnitedHealth Group IncorporatedNO.....	
		.00000	45-3802527				Serenity Family and Psychology Counseling Center, P.C.CA	NIA.....	Physician(s) Owned	Influence.....	0.000	UnitedHealth Group IncorporatedNO.....	..1.....
		.00000	27-1533951				Serquinox Holdings LLCDE	NIA.....	Optum Infusion Services 500, Inc.	Ownership.....	100.000	UnitedHealth Group IncorporatedNO.....	
		.00000					Servicios de Entrenamiento en Competencias Clínicas SpACHL	NIA.....	Sociedad de Inversiones Santa María SpA	Ownership.....	1.000	UnitedHealth Group IncorporatedNO.....	
		.00000					Servicios de Entrenamiento en Competencias Clínicas SpACHL	NIA.....	Clínica Santa María S.p.A.	Ownership.....	99.000	UnitedHealth Group IncorporatedNO.....	
		.00000					Servicios Integrados de Salud Ltda.CHL	NIA.....	Clínica Santa María S.p.A.	Ownership.....	0.100	UnitedHealth Group IncorporatedNO.....	
		.00000					Servicios Integrados de Salud Ltda.CHL	NIA.....	Clínica Dávila y Servicios Médicos S.p.A.	Ownership.....	99.900	UnitedHealth Group IncorporatedNO.....	
		.00000					Servicios Médicos Amed Quilpué S.A.CHL	NIA.....	Laboratorios Médicos Amed Quilpué S.A.	Ownership.....	0.100	UnitedHealth Group IncorporatedNO.....	
		.00000					Servicios Médicos Amed Quilpué S.A.CHL	NIA.....	Centromed Quilpué S.A.	Ownership.....	99.900	UnitedHealth Group IncorporatedNO.....	
		.00000					Servicios Médicos Bio Bio Ltda.CHL	NIA.....	Saden S.A.	Ownership.....	1.000	UnitedHealth Group IncorporatedNO.....	
		.00000					Servicios Médicos Bio Bio Ltda.CHL	NIA.....	Clínica Bio Bio SpA	Ownership.....	99.000	UnitedHealth Group IncorporatedNO.....	
		.00000					Servicios Médicos Ciudad del Mar Ltda.CHL	NIA.....	Saden S.A.	Ownership.....	1.000	UnitedHealth Group IncorporatedNO.....	
		.00000					Servicios Médicos Ciudad del Mar Ltda.CHL	NIA.....	Clínica Ciudad del Mar S.A.	Ownership.....	99.000	UnitedHealth Group IncorporatedNO.....	
		.00000					Servicios Médicos Santa María Ltda.CHL	NIA.....	Sociedad de Inversiones Santa María SpA	Ownership.....	99.000	UnitedHealth Group IncorporatedNO.....	
		.00000					Servicios Médicos Santa María Ltda.CHL	NIA.....	Clínica Santa María S.p.A.	Ownership.....	1.000	UnitedHealth Group IncorporatedNO.....	
		.00000					Servicios Médicos Vespucio Ltda.CHL	NIA.....	Saden S.A.	Ownership.....	1.000	UnitedHealth Group IncorporatedNO.....	
		.00000					Servicios Médicos Vespucio Ltda.CHL	NIA.....	Clínica Vespucio S.A.	Ownership.....	99.000	UnitedHealth Group IncorporatedNO.....	
		.00000	87-3142148				Shark Holdings, P.C.CA	NIA.....	Physician(s) Owned	Influence.....	0.000	UnitedHealth Group IncorporatedNO.....	..1.....
		.00000	58-1978974				SHC Atlanta, LLCDE	NIA.....	Surgical Health, LLC	Ownership.....	100.000	UnitedHealth Group IncorporatedNO.....	
		.00000	58-2013443				SHC Austin, Inc.GA	NIA.....	Surgical Health, LLC	Ownership.....	100.000	UnitedHealth Group IncorporatedNO.....	
		.00000	58-2062812				SHC Hawthorn, Inc.GA	NIA.....	Surgical Health, LLC	Ownership.....	100.000	UnitedHealth Group IncorporatedNO.....	
		.00000	58-2101924				SHC Melbourne, Inc.GA	NIA.....	Surgical Health, LLC	Ownership.....	100.000	UnitedHealth Group IncorporatedNO.....	
		.00000	47-5082677				Sherman Counseling Management, LLCWI	NIA.....	Physician(s) Owned	Influence.....	0.000	UnitedHealth Group IncorporatedNO.....	..1.....
		.00000	47-1036717				Shurpa, Inc.DE	NIA.....	United HealthCare Services, Inc.	Ownership.....	100.000	UnitedHealth Group IncorporatedNO.....	
		.00000	82-3922528				Sierra Dental Plan, Inc.CA	NIA.....	MCNA Health Care Holdings, LLC	Ownership.....	100.000	UnitedHealth Group IncorporatedNO.....	
		.71420	94-0734860				Sierra Health and Life Insurance Company, Inc.NV	.IA.....	Sierra Health Services, Inc.	Ownership.....	100.000	UnitedHealth Group IncorporatedNO.....	
		.00000	88-0200415				Sierra Health Services, Inc.NV	NIA.....	UnitedHealthcare, Inc.	Ownership.....	100.000	UnitedHealth Group IncorporatedNO.....	
		.00000	88-0254322				Sierra Health-Care Options, Inc.NV	NIA.....	Sierra Health Services, Inc.	Ownership.....	100.000	UnitedHealth Group IncorporatedNO.....	
		.00000	88-0385705				Sierra Home Medical Products, Inc.NV	NIA.....	Sierra Health Services, Inc.	Ownership.....	100.000	UnitedHealth Group IncorporatedNO.....	
		.00000	88-0264562				Sierra Nevada Administrators, Inc.NV	NIA.....	Sierra Health Services, Inc.	Ownership.....	100.000	UnitedHealth Group IncorporatedNO.....	
		.00000	81-3200297				Silicon Valley TMS of Monterey Bay, GPCA	NIA.....	Saad A. Shakir, M.D., Inc.	Ownership.....	100.000	UnitedHealth Group IncorporatedNO.....	..1.....
		.00000					Sistema de Administración Hospitalaria S.A.C.PER	NIA.....	Pacífico S.A. Entidad Prestadora de Salud ..	Ownership.....	99.870	UnitedHealth Group IncorporatedNO.....	
		.00000	82-1485491				SJ East Campus ASC, LLCCO	NIA.....	SQLHS-SCA Holdings, LLC	Ownership.....	51.000	UnitedHealth Group IncorporatedNO.....	
		.00000	20-1004228				Small Business Insurance Advisors, Inc.TX	NIA.....	USHEALTH Group, Inc.	Ownership.....	100.000	UnitedHealth Group IncorporatedNO.....	
		.00000					Sobam – Centro Médico Hospitalar S.A.BRA	NIA.....	Santa Helena Assistência Médica S.A.	Ownership.....	98.088	UnitedHealth Group IncorporatedNO.....	
		.00000					Sobam – Centro Médico Hospitalar S.A.BRA	NIA.....	Centro Médico Hospitalar Pitangueiras Ltda.	Ownership.....	1.912	UnitedHealth Group IncorporatedNO.....	
		.00000	98-1453235				Sociedad de Inversiones Santa María SpACHL	NIA.....	Clínica Santa María S.p.A.	Ownership.....	99.743	UnitedHealth Group IncorporatedNO.....	
		.00000	98-1453235				Sociedad de Inversiones Santa María SpACHL	NIA.....	Clínica Dávila y Servicios Médicos S.p.A.	Ownership.....	0.257	UnitedHealth Group IncorporatedNO.....	
		.00000					Solaris JV Holdings, Inc.DE	NIA.....	Optum, Inc.	Ownership.....	100.000	UnitedHealth Group IncorporatedNO.....	

SCHEDULE Y
PART 1A - DETAIL OF INSURANCE HOLDING COMPANY SYSTEM

1	2	3	4	5	6	7	8	9	10	11	12	13	14	15	16
Group Code	Group Name	NAIC Company Code	ID Number	Federal RSSD	CIK	Name of Securities Exchange if Publicly Traded (U.S. or International)	Names of Parent, Subsidiaries Or Affiliates	Domi-ciliary Location	Relation-ship to Reporting Entity	Directly Controlled by (Name of Entity/Person)	Type of Control (Ownership, Board, Management, Attorney-in-Fact, Influence, Other)	If Control is Owner-ship Provide Percen-tage	Ultimate Controlling Entity(ies)/Person(s)	Is an SCA Filing Re-quired? (Yes/No)	*
		.00000	46-0729622				Solstice Administration Services, Inc.	FL	NIA	Solstice Benefits, Inc.	Ownership.....	100.000	UnitedHealth Group IncorporatedNO.	
		.00000	30-0760846				Solstice Administrators of Alabama, Inc.	AL	NIA	Solstice Administration Services, Inc.	Ownership.....	100.000	UnitedHealth Group IncorporatedNO.	
		.00000	35-2657270				Solstice Administrators of Arizona, Inc.	AZ	NIA	Solstice Administration Services, Inc.	Ownership.....	100.000	UnitedHealth Group IncorporatedNO.	
		.00000	32-0392448				Solstice Administrators of Missouri, Inc.	MO	NIA	Solstice Administration Services, Inc.	Ownership.....	100.000	UnitedHealth Group IncorporatedNO.	
							Solstice Administrators of North Carolina, Inc.	NC	NIA	Solstice Administration Services, Inc.	Ownership.....	100.000	UnitedHealth Group IncorporatedNO.	
		.00000	90-0880348				Solstice Administrators of Texas, Inc.	TX	NIA	Solstice Administration Services, Inc.	Ownership.....	100.000	UnitedHealth Group IncorporatedNO.	
		.00000	26-4839323				Solstice Administrators, Inc.	CA	NIA	Solstice Administration Services, Inc.	Ownership.....	100.000	UnitedHealth Group IncorporatedNO.	
		.00000	20-4815388				Solstice Benefit Services, Inc.	FL	NIA	Specialty Benefits, LLC	Ownership.....	100.000	UnitedHealth Group IncorporatedNO.	
		.12341	14-1917982				Solstice Benefits, Inc.	FL	IA	Specialty Benefits, LLC	Ownership.....	100.000	UnitedHealth Group IncorporatedNO.	
		.13971	27-1395245				Solstice Health Insurance Company	NY	IA	Specialty Benefits, LLC	Ownership.....	100.000	UnitedHealth Group IncorporatedNO.	
		.16610	30-1200533				Solstice Healthplans of Arizona, Inc.	AZ	IA	Solstice Administration Services, Inc.	Ownership.....	100.000	UnitedHealth Group IncorporatedNO.	
		.17141	35-2709791				Solstice Healthplans of Colorado, Inc.	CO	IA	Solstice Administration Services, Inc.	Ownership.....	100.000	UnitedHealth Group IncorporatedNO.	
		.00000	46-1042329				Solstice Healthplans of New Jersey, Inc.	NJ	NIA	Solstice Benefits, Inc.	Ownership.....	100.000	UnitedHealth Group IncorporatedNO.	
		.16878	30-1190514				Solstice Healthplans of Ohio, Inc.	OH	IA	Solstice Administration Services, Inc.	Ownership.....	100.000	UnitedHealth Group IncorporatedNO.	
		.16892	36-4935990				Solstice Healthplans of Texas, Inc.	TX	IA	Solstice Administration Services, Inc.	Ownership.....	100.000	UnitedHealth Group IncorporatedNO.	
		.00000	46-3786700				Solstice Healthplans, Inc.	FL	IA	Solstice Benefits, Inc.	Ownership.....	100.000	UnitedHealth Group IncorporatedNO.	
		.16790	26-2699505				Solstice of Illinois, Inc.	IL	IA	Solstice Administration Services, Inc.	Ownership.....	100.000	UnitedHealth Group IncorporatedNO.	
		.00000	32-0545152				Solstice of Minnesota, Inc.	MN	NIA	Solstice Administration Services, Inc.	Ownership.....	100.000	UnitedHealth Group IncorporatedNO.	
		.00000	26-1891960				Solstice of New York, Inc.	NY	NIA	Solstice Administration Services, Inc.	Ownership.....	100.000	UnitedHealth Group IncorporatedNO.	
		.00000	41-1593424				Solutran, LLC	DE	NIA	Optum Financial, Inc.	Ownership.....	100.000	UnitedHealth Group IncorporatedNO.	
		.00000	20-8433398				Somerset Outpatient Surgery, L.L.C.	NJ	NIA	SCA-Somerset, LLC	Ownership.....	59.888	UnitedHealth Group IncorporatedNO.	
		.00000	75-2723958				South Arlington Surgical Providers, LLC	TX	NIA	Surgical Care Affiliates, LLC	Influence.....	0.000	UnitedHealth Group IncorporatedNO.	
							Southern California Medical Practice Concepts, LLC	CA	NIA	Inc.	Ownership.....	100.000	UnitedHealth Group IncorporatedNO.	1
		.00000	88-0201420				Southwest Medical Associates, Inc.	NV	NIA	Sierra Health Services, Inc.	Ownership.....	100.000	UnitedHealth Group IncorporatedNO.	
		.00000	38-2609888				Southwest Michigan Health Network Inc.	MI	NIA	UnitedHealthcare, Inc.	Ownership.....	100.000	UnitedHealth Group IncorporatedNO.	
		.00000	36-4369359				Southwest Surgery Center, LLC	IL	NIA	SCA-Mokena, LLC	Ownership.....	44.319	UnitedHealth Group IncorporatedNO.	2
		.00000	41-2013700				Southwest Surgical Center, LLC	MN	NIA	WestHealth JV Holdings, LLC	Ownership.....	51.000	UnitedHealth Group IncorporatedNO.	
		.00000	75-2516426				Space Coast Surgical Center, Ltd.	FL	NIA	SCA-Merritt, LLC	Ownership.....	0.047	UnitedHealth Group IncorporatedNO.	
		.00000	75-2516426				Space Coast Surgical Center, Ltd.	FL	NIA	SCA Rockledge JV, LLC	Ownership.....	52.191	UnitedHealth Group IncorporatedNO.	
		.00000	57-0953005				Spartanburg Surgery Center, LLC	SC	NIA	SCA-Spartanburg Holdings, LLC	Ownership.....	64.000	UnitedHealth Group IncorporatedNO.	
		.00000	55-0790742				Specialists in Urology Surgery Center, LLC ..	FL	NIA	SCA Specialists of Florida, LLC	Ownership.....	100.000	UnitedHealth Group IncorporatedNO.	
		.00000	25-1868213				Specialized Pharmaceuticals, Inc.	PA	NIA	QoL Acquisition Holdings Corp.	Ownership.....	100.000	UnitedHealth Group IncorporatedNO.	
		.00000	41-1921983				Specialty Benefits, LLC	DE	NIA	United HealthCare Services, Inc.	Ownership.....	100.000	UnitedHealth Group IncorporatedNO.	
		.00000	20-1494993				Specialty Billing Solutions, LLC	CO	NIA	Pinnacle III, LLC	Ownership.....	100.000	UnitedHealth Group IncorporatedNO.	
		.00000	20-3412545				Specialty Surgical Center, LLC	NJ	NIA	SCA-Sparta, LLC	Ownership.....	56.290	UnitedHealth Group IncorporatedNO.	
		.00000	71-0886811				Spectera of New York, IPA, Inc.	NY	NIA	Spectera, Inc.	Ownership.....	100.000	UnitedHealth Group IncorporatedNO.	
		.00000	52-1260282				Spectera, Inc.	MD	NIA	Specialty Benefits, LLC	Ownership.....	100.000	UnitedHealth Group IncorporatedNO.	
		.00000	20-4615218				Sports and Spinal Physical Therapy, Inc.	DC	NIA	Orthology Inc.	Ownership.....	100.000	UnitedHealth Group IncorporatedNO.	
		.00000	82-3087236				Spring Behavioral Health of New Jersey, LLC ..	NJ	NIA	Physician(s) Owned	Influence.....	0.000	UnitedHealth Group IncorporatedNO.	1
		.00000	23-2833266				Springfield Psychological, P.C.	PA	NIA	Refresh Pennsylvania, LLC	Ownership.....	100.000	UnitedHealth Group IncorporatedNO.	1
		.00000	62-1770924				SRPS, LLC	DE	NIA	Progressive Enterprises Holdings, Inc.	Ownership.....	100.000	UnitedHealth Group IncorporatedNO.	
		.00000	88-1908543				St. Cloud MSO, LLC	DE	NIA	SCA-St. Cloud Holdings, LLC	Ownership.....	100.000	UnitedHealth Group IncorporatedNO.	
							St. Cloud Outpatient Surgery, Ltd., a Minnesota Limited Partnership	MN	NIA	St. Cloud Surgical Center, LLC	Ownership.....	17.371	UnitedHealth Group IncorporatedNO.	2
		.00000	41-1348916				St. Cloud Surgical Center, LLC	DE	NIA	Surgery Center Holding, LLC	Ownership.....	100.000	UnitedHealth Group IncorporatedNO.	
		.00000	61-1748081				St. Louis Cardiovascular Institute, LLC	MO	NIA	SCA-St. Louis Holdings, LLC	Ownership.....	51.000	UnitedHealth Group IncorporatedNO.	
		.00000	61-1754451				St. Louis Specialty Surgical Center, LLC	MO	NIA	SCA-St. Louis Holdings, LLC	Ownership.....	52.812	UnitedHealth Group IncorporatedNO.	
		.00000	85-2023852				Stonegate JV Partners, LLC	TX	NIA	SCA Stonegate Holdings, LLC	Ownership.....	39.216	UnitedHealth Group IncorporatedNO.	2
		.00000	20-1211544				Stonegate Surgery Center, L.P.	TX	NIA	Stonegate JV Partners, LLC	Ownership.....	51.000	UnitedHealth Group IncorporatedNO.	
		.00000	20-1211544				Stonegate Surgery Center, L.P.	TX	NIA	SCA Stonegate Holdings, LLC	Ownership.....	12.335	UnitedHealth Group IncorporatedNO.	
							Summer Street ASC, LLC	CT	NIA	SCA Specialty Holdings of Connecticut, LLC ..	Ownership.....	49.000	UnitedHealth Group IncorporatedNO.	2

SCHEDULE Y
PART 1A - DETAIL OF INSURANCE HOLDING COMPANY SYSTEM

1	2	3	4	5	6	7	8	9	10	11	12	13	14	15	16
Group Code	Group Name	NAIC Company Code	ID Number	Federal RSSD	CIK	Name of Securities Exchange if Publicly Traded (U.S. or International)	Names of Parent, Subsidiaries Or Affiliates	Domi-ciliary Location	Relation-ship to Reporting Entity	Directly Controlled by (Name of Entity/Person)	Type of Control (Ownership, Board, Management, Attorney-in-Fact, Influence, Other)	If Control is Owner-ship Provide Percen-tage	Ultimate Controlling Entity(ies)/Person(s)	Is an SCA Filing Re-quired? (Yes/No)	*
		.00000	87-0625250				Sundance Behavioral Resources, LLC	UT	NIA	Refresh Mental Health, Inc.	Ownership	100.000	UnitedHealth Group Incorporated	.NO.	
		.00000	06-1082848				SunSurgery, LLC	DE	NIA	Surgical Care Affiliates, LLC	Ownership	100.000	UnitedHealth Group Incorporated	.NO.	
		.00000	82-5164277				Surgery Center at Cherry Creek, LLC	CO	NIA	SCA-Denver Physicians Holdings, LLC	Ownership	100.000	UnitedHealth Group Incorporated	.NO.	
		.00000	85-4085692				Surgery Center at Cottonwood, LLC	UT	NIA	SCA Cottonwood Holdings, LLC	Ownership	55.000	UnitedHealth Group Incorporated	.NO.	
		.00000	85-4085559				Surgery Center at Grove Creek, LLC	UT	NIA	SCA Grove Creek Holdings, LLC	Ownership	51.000	UnitedHealth Group Incorporated	.NO.	
		.00000	82-5207693				Surgery Center at Kissing Camels, LLC	CO	NIA	SCA-Kissing Camels Holdings, LLC	Ownership	72.722	UnitedHealth Group Incorporated	.NO.	
		.00000	85-4070407				Surgery Center at South Ogden, LLC	UT	NIA	SCA South Ogden Holdings, LLC	Ownership	55.000	UnitedHealth Group Incorporated	.NO.	
		.00000	81-3129674				Surgery Center at St. Vincent, LLC	OR	NIA	Providence & SCA On-Campus Holdings, LLC	Ownership	57.700	UnitedHealth Group Incorporated	.NO.	2
		.00000	62-1739361				Surgery Center Holding, LLC	DE	NIA	Surgical Care Affiliates, LLC	Ownership	100.000	UnitedHealth Group Incorporated	.NO.	
		.00000	62-1509341				Surgery Center of Boca Raton, Inc.	FL	NIA	Surgical Health, LLC	Ownership	100.000	UnitedHealth Group Incorporated	.NO.	
		.00000	63-1214140				Surgery Center of Colorado Springs, LLC	DE	NIA	SC Affiliates, LLC	Ownership	100.000	UnitedHealth Group Incorporated	.NO.	
		.00000	42-1166764				Surgery Center of Des Moines, LLC	DE	NIA	Surgery Center Holding, LLC	Ownership	100.000	UnitedHealth Group Incorporated	.NO.	
		.00000	72-1349752				Surgery Center of Easton, LLC	DE	NIA	SC Affiliates, LLC	Ownership	100.000	UnitedHealth Group Incorporated	.NO.	
		.00000	63-1212213				Surgery Center of Ellicott City, Inc.	DE	NIA	SC Affiliates, LLC	Ownership	100.000	UnitedHealth Group Incorporated	.NO.	
		.00000	20-1733152				Surgery Center of Fairfield County, LLC	DE	NIA	SunSurgery, LLC	Ownership	6.644	UnitedHealth Group Incorporated	.NO.	2
		.00000	20-1733152				Surgery Center of Fairfield County, LLC	DE	NIA	SCA-Connecticut Partners, LLC	Ownership	51.000	UnitedHealth Group Incorporated	.NO.	2
		.00000	62-1179539				Surgery Center of Lexington, LLC	DE	NIA	SC Affiliates, LLC	Ownership	49.000	UnitedHealth Group Incorporated	.NO.	2
		.00000	62-1179537				Surgery Center of Louisville, LLC	DE	NIA	SC Affiliates, LLC	Ownership	100.000	UnitedHealth Group Incorporated	.NO.	
		.00000	63-1231944				Surgery Center of Maui, LLC	DE	NIA	SC Affiliates, LLC	Ownership	100.000	UnitedHealth Group Incorporated	.NO.	
		.00000	83-2600045				Surgery Center of Mt. Scott, LLC	OR	NIA	Providence & SCA Off-Campus Holdings, LLC	Ownership	51.000	UnitedHealth Group Incorporated	.NO.	2
		.00000	63-1194204				Surgery Center of Muskogee, LLC	DE	NIA	SC Affiliates, LLC	Ownership	100.000	UnitedHealth Group Incorporated	.NO.	
		.00000	63-1212214				Surgery Center of Southern Pines, LLC	DE	NIA	Surgery Center Holding, LLC	Ownership	100.000	UnitedHealth Group Incorporated	.NO.	
		.00000	82-3448050				Surgery Center of The Woodlands, LLC	TX	NIA	SCA-Woodlands Holdings, LLC	Ownership	54.790	UnitedHealth Group Incorporated	.NO.	
							Surgery Centers of Des Moines, Ltd., an Iowa Limited Partnership	IA	NIA	Surgery Center of Des Moines, LLC	Ownership	57.337	UnitedHealth Group Incorporated	.NO.	
		.00000	68-0282268				Surgery Centers-West Holdings, LLC	DE	NIA	Surgical Care Affiliates, LLC	Ownership	100.000	UnitedHealth Group Incorporated	.NO.	
		.00000	20-8922307				Surgical Care Affiliates, LLC	DE	NIA	SCAI Holdings, LLC	Ownership	100.000	UnitedHealth Group Incorporated	.NO.	
		.00000	46-2971080				Surgical Care Partners of Melbourne, LLC	DE	NIA	SHC Melbourne, Inc.	Ownership	76.164	UnitedHealth Group Incorporated	.NO.	
		.00000	75-1925497				Surgical Caregivers of Fort Worth, LLC	TX	NIA	Surgical Care Affiliates, LLC	Influence	0.000	UnitedHealth Group Incorporated	.NO.	
		.00000	63-1251243				Surgical Center of Greensboro, LLC	NC	NIA	NSC Greensboro, LLC	Ownership	35.716	UnitedHealth Group Incorporated	.NO.	2
		.00000	22-2709324				Surgical Center of South Jersey, Limited Partnership	NJ	NIA	SCA-South Jersey, LLC	Ownership	67.078	UnitedHealth Group Incorporated	.NO.	2
		.00000	22-2709324				Surgical Center of South Jersey, Limited Partnership	NJ	NIA	SC Affiliates, LLC	Ownership	4.502	UnitedHealth Group Incorporated	.NO.	2
		.00000	63-1138507				Surgical Center of Tuscaloosa Holdings, LLC	AL	NIA	Surgical Care Affiliates, LLC	Ownership	100.000	UnitedHealth Group Incorporated	.NO.	
		.00000	88-2585662				Surgical Center of TVH, LLC	ID	NIA	Treasure Valley Hospital Limited Partnership	Ownership	100.000	UnitedHealth Group Incorporated	.NO.	
		.00000	65-1321064				Surgical Eye Experts, LLC	MA	NIA	Reliant Medical Group, Inc.	Ownership	100.000	UnitedHealth Group Incorporated	.NO.	1
		.00000	83-3113263				Surgical Health Of Orlando, LLC	FL	NIA	Surgical Health, LLC	Ownership	79.802	UnitedHealth Group Incorporated	.NO.	
		.00000	58-1941168				Surgical Health, LLC	DE	NIA	Surgical Care Affiliates, LLC	Ownership	100.000	UnitedHealth Group Incorporated	.NO.	
		.00000	27-0168681				Surgical Hospital Holdings of Oklahoma, LLC	DE	NIA	SCA Surgery Holdings, LLC	Ownership	100.000	UnitedHealth Group Incorporated	.NO.	
		.00000	84-4983977				Surgical Management Solutions, LLC	DE	NIA	SC Affiliates, LLC	Ownership	100.000	UnitedHealth Group Incorporated	.NO.	
		.00000	22-2529259				Surgicare of Central Jersey, LLC	NJ	NIA	Virtua-SCA Holdings, LLC	Ownership	55.000	UnitedHealth Group Incorporated	.NO.	2
		.00000	64-0629000				Surgicare of Jackson, LLC	DE	NIA	Surgery Center Holding, LLC	Ownership	100.000	UnitedHealth Group Incorporated	.NO.	
							Surgicare of Jackson, Ltd., a Mississippi Limited Partnership	MS	NIA	Surgicare of Jackson, LLC	Ownership	40.000	UnitedHealth Group Incorporated	.NO.	2
		.00000	75-2162993				Surgicare of Joliet, Inc.	IL	NIA	Surgery Center Holding, LLC	Ownership	100.000	UnitedHealth Group Incorporated	.NO.	
		.00000	75-2287141				Surgicare of La Veta, Inc.	CA	NIA	Surgery Centers-West Holdings, LLC	Ownership	100.000	UnitedHealth Group Incorporated	.NO.	
							Surgicare of La Veta, Ltd., a California Limited Partnership	CA	NIA	Beach Surgical Holdings III, LLC	Ownership	30.666	UnitedHealth Group Incorporated	.NO.	2
		.00000	75-2507129				Surgicare of Minneapolis, LLC	DE	NIA	Surgery Center Holding, LLC	Ownership	100.000	UnitedHealth Group Incorporated	.NO.	
		.00000	41-1437636				Surgicare of Minneapolis, Ltd., a Minnesota Limited Partnership	MN	NIA	Surgicare of Minneapolis, LLC	Ownership	20.654	UnitedHealth Group Incorporated	.NO.	2
		.00000	75-2459713				Surgicare of Mobile, LLC	DE	NIA	Surgery Center Holding, LLC	Ownership	100.000	UnitedHealth Group Incorporated	.NO.	

SCHEDULE Y
PART 1A - DETAIL OF INSURANCE HOLDING COMPANY SYSTEM

1	2	3	4	5	6	7	8	9	10	11	12	13	14	15	16
Group Code	Group Name	NAIC Company Code	ID Number	Federal RSSD	CIK	Name of Securities Exchange if Publicly Traded (U.S. or International)	Names of Parent, Subsidiaries Or Affiliates	Domi-ciliary Location	Relation-ship to Reporting Entity	Directly Controlled by (Name of Entity/Person)	Type of Control (Ownership, Board, Management, Attorney-in-Fact, Influence, Other)	If Control is Owner-ship Provide Percen-tage	Ultimate Controlling Entity(ies)/Person(s)	Is an SCA Filing Re-quired? (Yes/No)	*
		.00000	75-2459715				Surgicare of Mobile, Ltd.AL	..NIA	Surgicare of Mobile, LLC	Ownership.....	20.000	UnitedHealth Group IncorporatedNO	..2
		.00000	75-2448926				Surgicare of Oceanside, Inc.CA	..NIA	Surgery Center Holding, LLC	Ownership.....	100.000	UnitedHealth Group IncorporatedNO	
		.00000	75-2184730				Surgicare of Owensboro, LLCDE	..NIA	Surgery Center Holding, LLC	Ownership.....	100.000	UnitedHealth Group IncorporatedNO	
		.00000	75-2200171				Surgicare of Salem, LLCDE	..NIA	Surgery Center Holding, LLC	Ownership.....	100.000	UnitedHealth Group IncorporatedNO	
		.00000	35-1975122				Surgicare, LLCIN	..NIA	SCA-Surgicare, LLC	Ownership.....	53.684	UnitedHealth Group IncorporatedNO	
		.00000	95-3329855				Surgicenters of Southern California, Inc.CA	..NIA	Surgery Center Holding, LLC	Ownership.....	100.000	UnitedHealth Group IncorporatedNO	
		.00000	85-0571986				SVHS-SCA Florida JV, LLCDE	..NIA	SCA-Sacred Heart Holdings, LLC	Ownership.....	49.000	UnitedHealth Group IncorporatedNO	..2
							HealthCare Partners Affiliates Medical Group								
		.00000	93-1172065				Talbert Medical Group, P.C.CA	..NIA	AmeriChoice Corporation	Ownership.....	100.000	UnitedHealth Group IncorporatedNO	..1
		.00000	47-4751035				TeamMD Holdings, Inc.DE	..NIA	TeamMD Holdings, Inc.	Ownership.....	100.000	UnitedHealth Group IncorporatedNO	
		.00000	47-4850893				TeamMD Iowa, Inc.DE	..NIA	TeamMD Holdings, Inc.	Ownership.....	100.000	UnitedHealth Group IncorporatedNO	
		.00000	35-2584893				TeamMD Physicians of Texas, Inc.TX	..NIA	TeamMD Holdings, Inc.	Ownership.....	100.000	UnitedHealth Group IncorporatedNO	
		.00000	42-1446216				TeamMD Physicians, P.C.IA	..NIA	Physician(s) Owned	Influence.....	0.000	UnitedHealth Group IncorporatedNO	..1
		.00000	82-1019055				TeamUP Insurance Services, Inc.CA	..NIA	HealthMarkets Insurance Agency, Inc.	Ownership.....	100.000	UnitedHealth Group IncorporatedNO	
		.00000					Tecnología de Información en Salud S.A.CHL	..NIA	Clínica Santa María S.p.A.	Ownership.....	50.000	UnitedHealth Group IncorporatedNO	
		.00000					Tecnología de Información en Salud S.A.CHL	..NIA	Clínica Dávila y Servicios Médicos S.p.A.	Ownership.....	50.000	UnitedHealth Group IncorporatedNO	
		.00000	38-3897811				Texas Health Craig Ranch Surgery Center, LLC	..TX	..NIA	Surgical Care Affiliates, LLC	Influence.....	0.000	UnitedHealth Group IncorporatedNO	
							Texas Health Flower Mound Orthopedic Surgery Center, LLC	..TX	..NIA	Surgical Care Affiliates, LLC	Influence.....	0.000	UnitedHealth Group IncorporatedNO	
		.00000	80-0866449				Texas Health Orthopedic Surgery Center Alliance, LLC	..TX	..NIA	Surgical Care Affiliates, LLC	Influence.....	0.000	UnitedHealth Group IncorporatedNO	
		.00000	81-4977249				Texas Health Surgery Center Alliance, LLC	..TX	..NIA	Surgical Care Affiliates, LLC	Influence.....	0.000	UnitedHealth Group IncorporatedNO	
		.00000	82-2296081				Texas Health Surgery Center Bedford, LLC	..TX	..NIA	Surgical Care Affiliates, LLC	Influence.....	0.000	UnitedHealth Group IncorporatedNO	
							Texas Health Surgery Center Chisholm Trail, LLC	..TX	..NIA	Surgical Care Affiliates, LLC	Influence.....	0.000	UnitedHealth Group IncorporatedNO	
		.00000	85-1225852				Texas Health Surgery Center Irving, LLC	..TX	..NIA	Surgical Care Affiliates, LLC	Influence.....	0.000	UnitedHealth Group IncorporatedNO	
		.00000	83-1085415				Texas Health Surgery Center Las Colinas, LLC	..TX	..NIA	Surgical Care Affiliates, LLC	Influence.....	0.000	UnitedHealth Group IncorporatedNO	
		.00000	83-0781259				Texas Health Surgery Center Preston Plaza, LLC	..TX	..NIA	Surgical Care Affiliates, LLC	Influence.....	0.000	UnitedHealth Group IncorporatedNO	
		.00000	20-3991622				Texas Health Surgery Center Rockwall, LLC	..TX	..NIA	Surgical Care Affiliates, LLC	Influence.....	0.000	UnitedHealth Group IncorporatedNO	
		.00000	47-4425996				Texas Health Surgery Center Southwest Fort Worth, LLC	..TX	..NIA	Surgical Care Affiliates, LLC	Influence.....	0.000	UnitedHealth Group IncorporatedNO	
		.00000	84-3814490				Texas Health Surgery Center Waxahachie, LLC	..TX	..NIA	Surgical Care Affiliates, LLC	Influence.....	0.000	UnitedHealth Group IncorporatedNO	
		.00000	83-1464243				Texas Health Surgery Center Willow Park, LLC	..TX	..NIA	Surgical Care Affiliates, LLC	Influence.....	0.000	UnitedHealth Group IncorporatedNO	
		.00000	84-1953918				The Advisory Board Company	..TX	..NIA	Surgical Care Affiliates, LLC	Influence.....	0.000	UnitedHealth Group IncorporatedNO	
		.00000	52-1468699				The Center for Cognitive and Behavioral Therapy of Greater Columbus, Inc.DE	..NIA	OptumInsight, Inc.	Ownership.....	100.000	UnitedHealth Group IncorporatedNO	
		.00000	31-1426870				The Center for Eating Disorders Management, Inc.	..OH	..NIA	Refresh Mental Health, Inc.	Ownership.....	100.000	UnitedHealth Group IncorporatedNO	
		.00000	02-0487579				The Center for Eating Disorders Management, Inc.	..NH	..NIA	Refresh Management, LLC	Ownership.....	100.000	UnitedHealth Group IncorporatedNO	
		.61832	52-0676509				The Chesapeake Life Insurance Company	..OK	..IA	HealthMarkets Group, Inc.	Ownership.....	100.000	UnitedHealth Group IncorporatedNO	
		.00000	91-0214500				The Everett Clinic, PLLC	..WA	..NIA	Everett Physicians, Inc. P.S.	Ownership.....	100.000	UnitedHealth Group IncorporatedNO	..1
		.00000	91-1882555				The Evergreen Clinic, PLLC	..WA	..NIA	Physician(s) Owned	Influence.....	0.000	UnitedHealth Group IncorporatedNO	..1
							The Eye Surgery Center of the Carolinas, L.P.								
		.00000	20-5562797				The Lewin Group, Inc.NC	..NIA	Surgery Center of Southern Pines, LLC	Ownership.....	20.000	UnitedHealth Group IncorporatedNO	..2
		.00000	56-1970224				The Outpatient Surgery Center of Hilton Head, LLC	..NC	..NIA	Optum Public Sector Solutions, Inc.	Ownership.....	100.000	UnitedHealth Group IncorporatedNO	
		.00000	61-1409045				The Polyclinic MSO, LLC	..SC	..NIA	SCA-Hilton Head, LLC	Ownership.....	20.000	UnitedHealth Group IncorporatedNO	..2
		.00000	83-1192367				The Polyclinic, PLLC	..DE	..NIA	Collaborative Care Holdings, LLC	Ownership.....	80.100	UnitedHealth Group IncorporatedNO	
		.00000	91-0369070				The Potter's House Family & Children Treatment Center, LLC	..WA	..NIA	Polyclinic Holdings, P.C.	Ownership.....	100.000	UnitedHealth Group IncorporatedNO	..1
		.00000	20-8357849					..GA	..NIA	Physician(s) Owned	Influence.....	0.000	UnitedHealth Group IncorporatedNO	..1

SCHEDULE Y
PART 1A - DETAIL OF INSURANCE HOLDING COMPANY SYSTEM

1	2	3	4	5	6	7	8	9	10	11	12	13	14	15	16
Group Code	Group Name	NAIC Company Code	ID Number	Federal RSSD	CIK	Name of Securities Exchange if Publicly Traded (U.S. or International)	Names of Parent, Subsidiaries Or Affiliates	Domi-ciliary Location	Relation-ship to Reporting Entity	Directly Controlled by (Name of Entity/Person)	Type of Control (Ownership, Board, Management, Attorney-in-Fact, Influence, Other)	If Control is Owner-ship Provide Percen-tage	Ultimate Controlling Entity(ies)/Person(s)	Is an SCA Filing Re-quired? (Yes/No)	*
		.00000	72-1349755				The Surgery Center of Easton, L.P.	.TN	NIA	Surgery Center of Easton, LLC	Ownership	49.000	UnitedHealth Group Incorporated	.NO	2
		.00000	06-1552689				The Surgical Center of Connecticut, LLC	.CT	NIA	SCA-Main Street, LLC	Ownership	74.561	UnitedHealth Group Incorporated	.NO	2
		.00000	37-1446353				The Surgical Center of the Treasure Coast, L.L.C.	.FL	NIA	SCA-St. Lucie, LLC	Ownership	51.000	UnitedHealth Group Incorporated	.NO	
		.00000	46-5461304				The Tabor Therapy Group, Inc.	.IL	NIA	Physician(s) Owned	Influence	0.000	UnitedHealth Group Incorporated	.NO	1
		.00000	26-1579919				Thomas Johnson Surgery Center, LLC	.MD	NIA	SCA-Frederick, LLC	Ownership	60.000	UnitedHealth Group Incorporated	.NO	
		.00000	25-1825549				Three Rivers Holdings, Inc.	.DE	UDP	AmeriChoice Corporation	Ownership	100.000	UnitedHealth Group Incorporated	.NO	
		.00000	63-1194203				Three Rivers Surgical Care, L.P.	.TN	NIA	Surgery Center of Muskogee, LLC	Ownership	14.904	UnitedHealth Group Incorporated	.NO	
		.00000	63-1194203				Three Rivers Surgical Care, L.P.	.TN	NIA	Muskogee Surgical Investors, LLC	Ownership	85.096	UnitedHealth Group Incorporated	.NO	
		.00000	59-3143128				Tmesys, LLC	.FL	NIA	PMSI Holdings, LLC	Ownership	100.000	UnitedHealth Group Incorporated	.NO	
		.00000	98-1287904				Topimagem Diagnóstico por Imagem Ltda.	.BRA	NIA	Esho – Empresa de Serviços Hospitalares S.A.	Ownership	100.000	UnitedHealth Group Incorporated	.NO	
		.00000	83-1528858				Trails Edge Surgery Center, LLC	.FL	NIA	SC Affiliates, LLC	Ownership	11.670	UnitedHealth Group Incorporated	.NO	
		.00000	83-1528858				Trails Edge Surgery Center, LLC	.FL	NIA	SCA-Bonita Springs, LLC	Ownership	51.000	UnitedHealth Group Incorporated	.NO	
		.00000	84-2324145				Transformer DE I, LLC	.DE	NIA	Collaborative Care Holdings, LLC	Ownership	100.000	UnitedHealth Group Incorporated	.NO	
		.00000	84-2323758				Transformer DE II, LLC	.DE	NIA	Collaborative Care Holdings, LLC	Ownership	100.000	UnitedHealth Group Incorporated	.NO	
		.00000	87-4490776				Transformer TX Holdings, LLC	.TX	NIA	Transformer DE I, LLC	Ownership	22.424	UnitedHealth Group Incorporated	.NO	
		.00000	87-4490776				Transformer TX Holdings, LLC	.TX	NIA	Transformer DE II, LLC	Ownership	22.424	UnitedHealth Group Incorporated	.NO	
		.00000	87-4490776				Transformer TX Holdings, LLC	.TX	NIA	Collaborative Care Holdings, LLC	Ownership	55.152	UnitedHealth Group Incorporated	.NO	
		.00000	46-5482620				Trauma Surgery Affiliates, LLC	.TX	NIA	National Surgery Centers, LLC	Ownership	49.000	UnitedHealth Group Incorporated	.NO	2
		.00000	52-1431155				Travel Express Incorporated	.MD	NIA	FrontierMEDEx, Inc.	Ownership	100.000	UnitedHealth Group Incorporated	.NO	
		.00000	46-2613170				Treasure Valley Emerald Properties, LLC	.DE	NIA	Treasure Valley Hospital Limited Partnership	Ownership	100.000	UnitedHealth Group Incorporated	.NO	2
		.00000	33-0592165				Treasure Valley Hospital Limited Partnership	.ID	NIA	Surgical Health, LLC	Ownership	37.295	UnitedHealth Group Incorporated	.NO	2
		.00000	20-2386707				Tri-County Surgery Center, LLC	.PA	NIA	Virtua-SCA Holdings II, LLC	Ownership	55.000	UnitedHealth Group Incorporated	.NO	2
		.00000	26-2552129				Triangle Counseling Agency, Inc.	.NC	NIA	Physician(s) Owned	Influence	0.000	UnitedHealth Group Incorporated	.NO	1
		.15737	47-3788473				Tufts Health Freedom Insurance Company	.NH	IA	Tufts Health Freedom Plans, Inc.	Ownership	100.000	UnitedHealth Group Incorporated	.NO	
		.00000	30-0858646				Tufts Health Freedom Plans, Inc.	.DE	NIA	United HealthCare Services, Inc.	Ownership	100.000	UnitedHealth Group Incorporated	.NO	
		.00000	63-0974161				Tuscaloosa Surgical Center, L.P.	.AL	NIA	Surgical Center of Tuscaloosa Holdings, LLC	Ownership	30.000	UnitedHealth Group Incorporated	.NO	2
		.00000	94-3077084				U.S. Behavioral Health Plan, California	.CA	IA	United Behavioral Health	Ownership	100.000	UnitedHealth Group Incorporated	.NO	
		.00000	98-1388279				UHC Finance (Ireland) Limited	.IRL	NIA	UnitedHealth Group International Finance (Ireland) Unlimited Company	Ownership	100.000	UnitedHealth Group Incorporated	.NO	
		.00000	41-1913059				UHC International Services, Inc.	.DE	NIA	UnitedHealth Group Incorporated	Ownership	100.000	UnitedHealth Group Incorporated	.NO	
		.00000	95-2931460				UHC of California	.CA	IA	United HealthCare Services, Inc.	Ownership	100.000	UnitedHealth Group Incorporated	.NO	
		.00000	98-1103713				UHCG – FZE	.ARE	NIA	UnitedHealthcare Global Medical (UK) Limited	Ownership	100.000	UnitedHealth Group Incorporated	.NO	
		.00000	98-1372063				UHCG Holdings (Ireland) Limited	.IRL	NIA	Limited	Ownership	100.000	UnitedHealth Group Incorporated	.NO	
		.00000	98-1372064				UHCG Services (Ireland) Limited	.IRL	NIA	United HealthCare Services, Inc.	Ownership	100.000	UnitedHealth Group Incorporated	.NO	
		.00000	98-0559902				UHG Holdings UK IV Limited	.GBR	NIA	UHCG Holdings (Ireland) Limited	Ownership	100.000	UnitedHealth Group Incorporated	.NO	
		.00000	98-1249178				UHG Holdings UK V Limited	.GBR	NIA	Bordeaux UK Holdings I Limited	Ownership	100.000	UnitedHealth Group Incorporated	.NO	
		.00000	98-1390073				UHG Holdings UK VI Limited	.GBR	NIA	UHG Holdings UK IV Limited	Ownership	100.000	UnitedHealth Group Incorporated	.NO	
		.00000	41-1921008				UHC Holdings, Inc.	.DE	NIA	UnitedHealthcare International VII S.à r.l.	Ownership	100.000	UnitedHealth Group Incorporated	.NO	
		.00000	39-1995276				UMR, Inc.	.DE	NIA	United HealthCare Services, Inc.	Ownership	100.000	UnitedHealth Group Incorporated	.NO	
		.00000	98-1444648				Unidad Médica Diagnóstico S.A.	.COL	NIA	United HealthCare Services, Inc.	Ownership	100.000	UnitedHealth Group Incorporated	.NO	
		.00000	98-1444648				Unidad Médica Diagnóstico S.A.	.COL	NIA	Colmedica Medicina Prepagada S.A.	Ownership	92.380	UnitedHealth Group Incorporated	.NO	
		.91529	52-1996029				Unimerica Insurance Company	.WI	IA	Banmedica Internacional SpA	Ownership	7.620	UnitedHealth Group Incorporated	.NO	
		.11596	01-0637149				Unimerica Life Insurance Company of New York	.NY	IA	OptumHealth Holdings, LLC	Ownership	100.000	UnitedHealth Group Incorporated	.NO	
		.00000	20-5917714				Unison Health Plan of Delaware, Inc.	.DE	IA	UnitedHealthcare Insurance Company	Ownership	100.000	UnitedHealth Group Incorporated	.NO	
		.00000	94-2649097				United Behavioral Health	.CA	NIA	Three Rivers Holdings, Inc.	Ownership	100.000	UnitedHealth Group Incorporated	.NO	
										OptumHealth Holdings, LLC	Ownership	100.000	UnitedHealth Group Incorporated	.NO	

SCHEDULE Y
PART 1A - DETAIL OF INSURANCE HOLDING COMPANY SYSTEM

1	2	3	4	5	6	7	8	9	10	11	12 Type of Control (Ownership, Board, Management, Attorney-in-Fact, Influence, Other)	13 If Control is Owner- ship Provide Percen- tage	14 Ultimate Controlling Entity(ies)/Person(s)	15 Is an SCA Filing Re- quired? (Yes/No)	16 *
Group Code	Group Name	NAIC Company Code	ID Number	Federal RSSD	CIK	Name of Securities Exchange if Publicly Traded (U.S. or International)	Names of Parent, Subsidiaries Or Affiliates	Domi- ciliary Loca- tion	Relation- ship to Reporting Entity	Directly Controlled by (Name of Entity/Person)					
		.00000	41-1868911				United Behavioral Health of New York, I.P.A., Inc.	.NY	.NIA	United Behavioral Health	Ownership	100.000	UnitedHealth Group Incorporated	.NO	
		.00000	75-2583080				United Group Reinsurance, Inc.	.TCA	.NIA	HealthMarkets, LLC	Ownership	100.000	UnitedHealth Group Incorporated	.NO	
		.00000	41-1289245	3410132			United HealthCare Services, Inc.	.MNN	.NIA	UnitedHealth Group Incorporated	Ownership	100.000	UnitedHealth Group Incorporated	.NO	
		.00000	30-0318238				United Resource Networks IPA of New York, Inc.	.NY	.NIA	OptumHealth Care Solutions, LLC	Ownership	100.000	UnitedHealth Group Incorporated	.NO	
		.00000	01-0538317				UnitedHealth Advisors, LLC	.ME	.NIA	United HealthCare Services, Inc.	Ownership	100.000	UnitedHealth Group Incorporated	.NO	
		.00000	41-1321939	4665014	0000731766	New York Stock Exchange	UnitedHealth Group Incorporated	.DE	.UIP	Self	Ownership	100.000	UnitedHealth Group Incorporated	.NO	
		.00000	98-1422474				UnitedHealth Group International Finance (Ireland) Unlimited Company	.IRL	.NIA	UnitedHealthcare Europe S.à r.l.	Ownership	100.000	UnitedHealth Group Incorporated	.NO	
		.00000	46-3311984				UnitedHealth Group Ventures, LLC	.DE	.NIA	UnitedHealth Group Incorporated	Ownership	100.000	UnitedHealth Group Incorporated	.NO	
		.00000	41-1917398				UnitedHealth International, Inc.	.DE	.NIA	UnitedHealth Group Incorporated	Ownership	100.000	UnitedHealth Group Incorporated	.NO	
		.00000	26-2574977				UnitedHealth Military & Veterans Services, LLC	.DE	.NIA	United HealthCare Services, Inc.	Ownership	100.000	UnitedHealth Group Incorporated	.NO	
		.95174	33-0115163				UnitedHealthcare Benefits of Texas, Inc.	.TX	.IA	United HealthCare Services, Inc.	Ownership	100.000	UnitedHealth Group Incorporated	.NO	
							UnitedHealthcare Benefits Plan of California								
		.00000	47-3221444				UnitedHealthcare Community Plan of California, Inc.	.CA	.IA	United HealthCare Services, Inc.	Ownership	100.000	UnitedHealth Group Incorporated	.NO	
		.00000	46-4348775				UnitedHealthcare Community Plan of Georgia, Inc.	.GA	.IA	AmeriChoice Corporation	Ownership	100.000	UnitedHealth Group Incorporated	.NO	
		.13168	26-2688274				UnitedHealthcare Community Plan of Ohio, Inc.								
		.12323	56-2451429				UnitedHealthcare Community Plan of Texas, L.L.C.	.OH	.RE	Three Rivers Holdings, Inc.	Ownership	100.000	UnitedHealth Group Incorporated	.NO	
		.11141	91-2008361				UnitedHealthcare Community Plan, Inc.	.TX	.IA	Ovations, Inc.	Ownership	100.000	UnitedHealth Group Incorporated	.NO	
		.95467	38-3204052				UnitedHealthcare Consulting & Assistance Service (Beijing) Co., Ltd.	.MI	.IA	AmeriChoice Corporation	Ownership	100.000	UnitedHealth Group Incorporated	.NO	
		.00000	98-1200034				UnitedHealthcare Europe S.à r.l.	.CHN	.NIA	UnitedHealthcare International I B.V.	Ownership	100.000	UnitedHealth Group Incorporated	.NO	
		.00000	98-1199879				UnitedHealthcare Global Medical (UK) Limited	.LUX	.NIA	Bordeaux UK Holdings II Limited	Ownership	100.000	UnitedHealth Group Incorporated	.NO	
		.00000	98-1029201				UnitedHealthcare Insurance Company	.GBR	.NIA	UnitedHealthcare International I B.V.	Ownership	100.000	UnitedHealth Group Incorporated	.NO	
		.79413	36-2739571				UnitedHealthcare Insurance Company of America	.CT	.IA	UHC Holdings, Inc.	Ownership	100.000	UnitedHealth Group Incorporated	.NO	
		.84549	38-2044243				UnitedHealthcare Insurance Company of Illinois	.IL	.IA	United HealthCare Services, Inc.	Ownership	100.000	UnitedHealth Group Incorporated	.NO	
		.60318	36-3800349				UnitedHealthcare Insurance Company of New York	.IL	.IA	UnitedHealthcare Insurance Company	Ownership	100.000	UnitedHealth Group Incorporated	.NO	
		.60093	11-3283886				UnitedHealthcare Insurance Company of the River Valley	.NY	.IA	UnitedHealthcare Insurance Company	Ownership	100.000	UnitedHealth Group Incorporated	.NO	
		.12231	20-1902768				UnitedHealthcare Insurance Designated Activity Company	.IL	.IA	UnitedHealthcare, Inc.	Ownership	100.000	UnitedHealth Group Incorporated	.NO	
		.00000	98-1372065				UnitedHealthcare Integrated Services, Inc.	.IRL	.NIA	UHC Holdings (Ireland) Limited	Ownership	100.000	UnitedHealth Group Incorporated	.NO	
		.00000	86-0618309				UnitedHealthcare International Asia, LLC	.AZ	.IA	Ovations, Inc.	Ownership	100.000	UnitedHealth Group Incorporated	.NO	
		.00000	41-1988797				UnitedHealthcare International I B.V.	.DE	.NIA	UnitedHealth Group Incorporated	Ownership	100.000	UnitedHealth Group Incorporated	.NO	
		.00000	98-1100512				UnitedHealthcare International II S.à r.l.	.MND	.NIA	FrontierMEDEX US, Inc.	Ownership	100.000	UnitedHealth Group Incorporated	.NO	
		.00000	98-1079459				UnitedHealthcare International III B.V.	.LUX	.NIA	Bordeaux UK Holdings I Limited	Ownership	100.000	UnitedHealth Group Incorporated	.NO	
		.00000	98-1340853				UnitedHealthcare International III S.à r.l.	.LUX	.NIA	UnitedHealthcare Europe S.à r.l.	Ownership	100.000	UnitedHealth Group Incorporated	.NO	
		.00000	98-1077436				UnitedHealthcare International VIII S.à r.l.	.LUX	.NIA	Optum Services (Ireland) Limited	Ownership	100.000	UnitedHealth Group Incorporated	.NO	
		.00000	98-1080926				UnitedHealthcare International VII S.à r.l.	.LUX	.NIA	UnitedHealthcare International VIII S.à r.l.	Ownership	100.000	UnitedHealth Group Incorporated	.NO	
		.00000	98-1372060				UnitedHealthcare International VIII S.à r.l.	.LUX	.NIA	UHC Finance (Ireland) Limited	Ownership	100.000	UnitedHealth Group Incorporated	.NO	
		.00000	98-1372062				UnitedHealthcare International X S.à r.l.	.LUX	.NIA	UnitedHealthcare International X S.à r.l.	Ownership	100.000	UnitedHealth Group Incorporated	.NO	

SCHEDULE Y
PART 1A - DETAIL OF INSURANCE HOLDING COMPANY SYSTEM

1	2	3	4	5	6	7	8	9	10	11	12	13	14	15	16
Group Code	Group Name	NAIC Company Code	ID Number	Federal RSSD	CIK	Name of Securities Exchange if Publicly Traded (U.S. or International)	Names of Parent, Subsidiaries Or Affiliates	Domi-ciliary Location	Relation-ship to Reporting Entity	Directly Controlled by (Name of Entity/Person)	Type of Control (Ownership, Board, Management, Attorney-in-Fact, Influence, Other)	If Control is Owner-ship Provide Percen-tage	Ultimate Controlling Entity(ies)/Person(s)	Is an SCA Filing Re-quired? (Yes/No)	*
		.00000	98-1443728				UnitedHealthcare International X S.à r.l.	.LUX	NIA	UnitedHealthcare International III S.à r.l.	Ownership	100.000	UnitedHealth Group Incorporated	.NO.	
		.97179	86-0207231				UnitedHealthcare Life Insurance Company	.WI.	IA	Golden Rule Financial Corporation	Ownership	100.000	UnitedHealth Group Incorporated	.NO.	
		.95784	63-0899562				UnitedHealthcare of Alabama, Inc.	.AL	IA	UnitedHealthcare, Inc.	Ownership	100.000	UnitedHealth Group Incorporated	.NO.	
		.96016	86-0507074				UnitedHealthcare of Arizona, Inc.	.AZ	IA	UnitedHealthcare, Inc.	Ownership	100.000	UnitedHealth Group Incorporated	.NO.	
		.95446	63-1036819				UnitedHealthcare of Arkansas, Inc.	.AR	IA	UnitedHealthcare, Inc.	Ownership	100.000	UnitedHealth Group Incorporated	.NO.	
		.95090	84-1004639				UnitedHealthcare of Colorado, Inc.	.CO	IA	UnitedHealthcare, Inc.	Ownership	100.000	UnitedHealth Group Incorporated	.NO.	
		.95264	59-1293865				UnitedHealthcare of Florida, Inc.	.FL	IA	UnitedHealthcare, Inc.	Ownership	100.000	UnitedHealth Group Incorporated	.NO.	
		.95850	58-1653544				UnitedHealthcare of Georgia, Inc.	.GA	IA	UnitedHealthcare, Inc.	Ownership	100.000	UnitedHealth Group Incorporated	.NO.	
		.95776	36-3280214				UnitedHealthcare of Illinois, Inc.	.IL	IA	UnitedHealthcare, Inc.	Ownership	100.000	UnitedHealth Group Incorporated	.NO.	
		.96644	62-1240316				UnitedHealthcare of Kentucky, Ltd.	.KY	IA	United HealthCare Services, Inc.	Ownership	94.172	UnitedHealth Group Incorporated	.NO.	
		.96644	62-1240316				UnitedHealthcare of Kentucky, Ltd.	.KY	IA	UnitedHealthcare, Inc.	Ownership	5.828	UnitedHealth Group Incorporated	.NO.	
		.95833	72-1074008				UnitedHealthcare of Louisiana, Inc.	.LA	IA	UnitedHealthcare, Inc.	Ownership	100.000	UnitedHealth Group Incorporated	.NO.	
		.95716	63-1036817				UnitedHealthcare of Mississippi, Inc.	.MS	IA	UnitedHealthcare, Inc.	Ownership	100.000	UnitedHealth Group Incorporated	.NO.	
		.95149	05-0413469				UnitedHealthcare of New England, Inc.	.RI	IA	United HealthCare Services, Inc.	Ownership	100.000	UnitedHealth Group Incorporated	.NO.	
		.13214	26-2697886				UnitedHealthcare of New Mexico, Inc.	.NM	IA	UnitedHealthcare Insurance Company	Ownership	100.000	UnitedHealth Group Incorporated	.NO.	
		.95085	06-1172891				UnitedHealthcare of New York, Inc.	.NY	IA	AmeriChoice Corporation	Ownership	100.000	UnitedHealth Group Incorporated	.NO.	
		.95103	56-1461010				UnitedHealthcare of North Carolina, Inc.	.NC	IA	UnitedHealthcare, Inc.	Ownership	100.000	UnitedHealth Group Incorporated	.NO.	
		.95186	31-1142815				UnitedHealthcare of Ohio, Inc.	.OH	IA	United HealthCare Services, Inc.	Ownership	100.000	UnitedHealth Group Incorporated	.NO.	
		.96903	33-0115166				UnitedHealthcare of Oklahoma, Inc.	.OK	IA	United HealthCare Services, Inc.	Ownership	100.000	UnitedHealth Group Incorporated	.NO.	
		.95893	93-0938819				UnitedHealthcare of Oregon, Inc.	.OR	IA	United HealthCare Services, Inc.	Ownership	100.000	UnitedHealth Group Incorporated	.NO.	
		.95220	25-1756858				UnitedHealthcare of Pennsylvania, Inc.	.PA	IA	Three Rivers Holdings, Inc.	Ownership	100.000	UnitedHealth Group Incorporated	.NO.	
		.16740	35-2674992				UnitedHealthcare of South Carolina, Inc.	.SC	IA	UnitedHealthcare, Inc.	Ownership	100.000	UnitedHealth Group Incorporated	.NO.	
		.95765	95-3939697				UnitedHealthcare of Texas, Inc.	.TX	IA	UnitedHealthcare, Inc.	Ownership	100.000	UnitedHealth Group Incorporated	.NO.	
		.95025	52-1130183				UnitedHealthcare of the Mid-Atlantic, Inc.	.MD	IA	UnitedHealthcare, Inc.	Ownership	100.000	UnitedHealth Group Incorporated	.NO.	
		.95591	47-0676824				UnitedHealthcare of the Midlands, Inc.	.NE	IA	UnitedHealthcare, Inc.	Ownership	100.000	UnitedHealth Group Incorporated	.NO.	
		.96385	43-1361841				UnitedHealthcare of the Midwest, Inc.	.MO	IA	UnitedHealthcare, Inc.	Ownership	100.000	UnitedHealth Group Incorporated	.NO.	
		.95685	86-0875231				UnitedHealthcare of the Rockies, Inc.	.UT	IA	United HealthCare Services, Inc.	Ownership	100.000	UnitedHealth Group Incorporated	.NO.	
		.95501	41-1488563				UnitedHealthcare of Utah, Inc.	.UT	IA	UnitedHealthcare, Inc.	Ownership	100.000	UnitedHealth Group Incorporated	.NO.	
		.48038	91-1312551				UnitedHealthcare of Washington, Inc.	.WA	IA	United HealthCare Services, Inc.	Ownership	100.000	UnitedHealth Group Incorporated	.NO.	
		.95710	39-1555888				UnitedHealthcare of Wisconsin, Inc.	.WI	IA	UnitedHealthcare, Inc.	Ownership	100.000	UnitedHealth Group Incorporated	.NO.	
		.95378	36-3379945				UnitedHealthcare Plan of the River Valley, Inc.	.IL	IA	UnitedHealthcare, Inc.	Ownership	100.000	UnitedHealth Group Incorporated	.NO.	
		.00000	47-0854646				UnitedHealthcare Service LLC	.DE	NIA	UnitedHealthcare Insurance Company	Ownership	100.000	UnitedHealth Group Incorporated	.NO.	
		.00000	01-0518346				UnitedHealthcare Specialty Benefits, LLC	.ME	NIA	Specialty Benefits, LLC	Ownership	100.000	UnitedHealth Group Incorporated	.NO.	
		.00000	41-1922511				UnitedHealthcare, Inc.	.DE	NIA	United HealthCare Services, Inc.	Ownership	100.000	UnitedHealth Group Incorporated	.NO.	
		.00000	27-0815205				Unity Health Network, LLC	.DE	NIA	Collaborative Care Holdings, LLC	Ownership	80.100	UnitedHealth Group Incorporated	.NO.	
		.00000	83-4657754				Upland Holdings, LLC	.CA	NIA	NSC Upland, LLC	Ownership	58.991	UnitedHealth Group Incorporated	.NO.	
		.00000	33-0812827				Upland Outpatient Surgical Center, L.P.	.CA	NIA	Upland Holdings, LLC	Ownership	51.000	UnitedHealth Group Incorporated	.NO.	
		.00000	88-1704103				Urgent Care Holding Company, Inc.	.DE	NIA	Optum Clinics Intermediate Holdings, Inc.	Ownership	100.000	UnitedHealth Group Incorporated	.NO.	
		.00000	26-0382877				Urgent Care Holdings, LLC	.DE	NIA	Urgent Care Holding Company, Inc.	Ownership	100.000	UnitedHealth Group Incorporated	.NO.	
		.00000	26-3667220				Urgent Care MSO, LLC	.DE	NIA	Urgent Care Holdings, LLC	Ownership	100.000	UnitedHealth Group Incorporated	.NO.	
		.00000	75-2613230				Urology Associates of North Texas, P.L.L.C.	.TX	NIA	USMD Affiliated Services	Ownership	100.000	UnitedHealth Group Incorporated	.NO.	
		.00000	20-3887008				USHEALTH Academy, Inc.	.TX	NIA	USHEALTH Group, Inc.	Ownership	100.000	UnitedHealth Group Incorporated	.NO.	
		.00000	26-4163593				USHEALTH Administrators, LLC	.DE	NIA	USHEALTH Group, Inc.	Ownership	100.000	UnitedHealth Group Incorporated	.NO.	
		.00000	26-3887598				USHEALTH Advisors, LLC	.TX	NIA	USHEALTH Career Agency, Inc.	Ownership	100.000	UnitedHealth Group Incorporated	.NO.	
		.00000	75-2192748				USHEALTH Career Agency, Inc.	.DE	NIA	USHEALTH Group, Inc.	Ownership	100.000	UnitedHealth Group Incorporated	.NO.	
		.00000	75-2225185				USHEALTH Funding, Inc.	.DE	NIA	USHEALTH Group, Inc.	Ownership	100.000	UnitedHealth Group Incorporated	.NO.	
		.00000	73-1165000				USHEALTH Group, Inc.	.DE	NIA	Golden Rule Financial Corporation	Ownership	100.000	UnitedHealth Group Incorporated	.NO.	
		.00000	20-8048861				USMD Administrative Services, L.L.C.	.TX	NIA	USMD Inc.	Ownership	100.000	UnitedHealth Group Incorporated	.NO.	
		.00000	27-2956222				USMD Affiliated Services	.TX	NIA	USMD Inc.	Ownership	100.000	UnitedHealth Group Incorporated	.NO.	
		.00000	27-2803133				USMD Diagnostic Services, LLC	.TX	NIA	WellMed Networks, Inc.	Ownership	100.000	UnitedHealth Group Incorporated	.NO.	.1
		.00000	27-2866866				USMD Holdings, Inc.	.DE	NIA	WellMed Medical Management, Inc.	Ownership	100.000	UnitedHealth Group Incorporated	.NO.	
		.00000	73-1662763				USMD Hospital at Arlington, L.P.	.TX	NIA	MAT-RX DEVELOPMENT, L.L.C.	Ownership	45.396	UnitedHealth Group Incorporated	.NO.	.1

SCHEDULE Y
PART 1A - DETAIL OF INSURANCE HOLDING COMPANY SYSTEM

1	2	3	4	5	6	7	8	9	10	11	12	13	14	15	16
Group Code	Group Name	NAIC Company Code	ID Number	Federal RSSD	CIK	Name of Securities Exchange if Publicly Traded (U.S. or International)	Names of Parent, Subsidiaries Or Affiliates	Domi-ciliary Location	Relation-ship to Reporting Entity	Directly Controlled by (Name of Entity/Person)	Type of Control (Ownership, Board, Management, Attorney-in-Fact, Influence, Other)	If Control is Owner-ship Provide Percen-tage	Ultimate Controlling Entity(ies)/Person(s)	Is an SCA Filing Re-quired? (Yes/No)	*
		.00000	20-3571243				USMD Hospital at Fort Worth, L.P.	TX	NIA.....	MAT-RX DEVELOPMENT, L.L.C.	Ownership.....	20.024	UnitedHealth Group IncorporatedNO.....	..1.....
		.00000	20-8050318				USMD Inc.	TX	NIA.....	USMD Holdings, Inc.	Ownership.....	100.000	UnitedHealth Group IncorporatedNO.....	
		.00000	73-1662757				USMD of Arlington GP, L.L.C.	TX	NIA.....	MAT-RX DEVELOPMENT, L.L.C.	Ownership.....	100.000	UnitedHealth Group IncorporatedNO.....	..1.....
		.00000	35-2446102				USMD PPM, LLC	TX	NIA.....	USMD Inc.	Ownership.....	100.000	UnitedHealth Group IncorporatedNO.....	
		.00000	87-0757396				Valley Physicians Network, Inc.	CA	NIA.....	PrimeCare Medical Network, Inc.	Ownership.....	100.000	UnitedHealth Group IncorporatedNO.....	
		.00000	85-0780051				Vascular Labs of the Rockies ASC, LLC	DE	NIA.....	SCA-VLR Holdings Company, LLC	Ownership.....	51.000	UnitedHealth Group IncorporatedNO.....	
		.00000	81-2820395				Via Vitae MSO, LLC	DE	NIA.....	OC Cardiology Practice Partners, LLC	Ownership.....	70.000	UnitedHealth Group IncorporatedNO.....	
		.00000	98-1443076				Vida Integra S.p.A.	CHL	NIA.....	Saden S.A.	Ownership.....	0.000	UnitedHealth Group IncorporatedNO.....	
		.00000	98-1443076				Vida Integra S.p.A.	CHL	NIA.....	Banmédica S.A.	Ownership.....	100.000	UnitedHealth Group IncorporatedNO.....	
		.00000					Vida Tres S.A.	CHL	NIA.....	Clinica Dávila y Servicios Médicos S.p.A.	Ownership.....	0.000	UnitedHealth Group IncorporatedNO.....	
		.00000					Vida Tres S.A.	CHL	NIA.....	Banmédica S.A.	Ownership.....	100.000	UnitedHealth Group IncorporatedNO.....	
		.00000	85-2278858				Virtua-SCA Holdings II, LLC	DE	NIA.....	SCA Outside New Jersey, LLC	Ownership.....	45.000	UnitedHealth Group IncorporatedNO.....	..2.....
		.00000	47-3247166				Virtua-SCA Holdings, LLC	NJ	NIA.....	SCA-New Jersey, LLC	Ownership.....	45.000	UnitedHealth Group IncorporatedNO.....	..2.....
		.00000	47-4149749				Virtual Therapeutics Corporation	DE	NIA.....	Optum Labs, LLC	Ownership.....	5.613	UnitedHealth Group IncorporatedNO.....	
		.00000	47-4149749				Virtual Therapeutics Corporation	DE	NIA.....	United HealthCare Services, Inc.	Ownership.....	36.552	UnitedHealth Group IncorporatedNO.....	
		.00000	47-4149749				Virtual Therapeutics Corporation	DE	NIA.....	UnitedHealth Group Ventures, LLC	Ownership.....	41.670	UnitedHealth Group IncorporatedNO.....	
		.00000	85-1453387				Vitucci, LCSW, P.C.	IL	NIA.....	Physician(s) Owned	Influence.....	0.000	UnitedHealth Group IncorporatedNO.....	..1.....
		.00000					Vivify Health Canada, Inc.	CAN	NIA.....	Vivify Health, Inc.	Ownership.....	100.000	UnitedHealth Group IncorporatedNO.....	
		.00000	27-1348358				Vivify Health, Inc.	DE	NIA.....	OptumHealth Care Solutions, LLC	Ownership.....	100.000	UnitedHealth Group IncorporatedNO.....	
		.00000	46-1558718				VPay Benefits Corporation	TX	NIA.....	VPay, Inc.	Ownership.....	100.000	UnitedHealth Group IncorporatedNO.....	
		.00000	85-4390422				VPay Intermediate Holdings, LLC	DE	NIA.....	Optum Financial, Inc.	Ownership.....	100.000	UnitedHealth Group IncorporatedNO.....	
		.00000	75-2405220				VPay, Inc.	TX	NIA.....	VPay Intermediate Holdings, LLC	Ownership.....	100.000	UnitedHealth Group IncorporatedNO.....	
		.00000	36-4499777				Walnut Hill Surgery Center, LLC	TX	NIA.....	Surgical Care Affiliates, LLC	Influence.....	0.000	UnitedHealth Group IncorporatedNO.....	
		.00000	36-3469841				Wauwatosa Outpatient Surgery Center, LLC	DE	NIA.....	Surgery Centers-West Holdings, LLC	Ownership.....	100.000	UnitedHealth Group IncorporatedNO.....	
		.00000	36-3469839				Wauwatosa Surgery Center, LLC	DE	NIA.....	Wauwatosa Outpatient Surgery Center, LLC	Ownership.....	20.000	UnitedHealth Group IncorporatedNO.....	..2.....
		.00000	20-5429310				Wayland Square Surgicare Acquisition, L.P.	RI	NIA.....	Surgery Center Holding, LLC	Ownership.....	1.000	UnitedHealth Group IncorporatedNO.....	
		.00000	20-5429310				Wayland Square Surgicare Acquisition, L.P.	RI	NIA.....	SC Affiliates, LLC	Ownership.....	99.000	UnitedHealth Group IncorporatedNO.....	
		.00000	75-2500274				Wayland Square Surgicare GP, Inc.	RI	NIA.....	Surgery Center Holding, LLC	Ownership.....	100.000	UnitedHealth Group IncorporatedNO.....	
		.00000	46-2854394				Waypoint Minnesota PC	MN	NIA.....	Physician(s) Owned	Influence.....	0.000	UnitedHealth Group IncorporatedNO.....	..1.....
		.00000	46-2859426				Waypoint Minnesota Sports PC	MN	NIA.....	Orthology Inc.	Ownership.....	100.000	UnitedHealth Group IncorporatedNO.....	
		.00000	84-2233329				WellMed Florida Medicare ACO, LLC	TX	NIA.....	WellMed Network of Florida, Inc.	Ownership.....	100.000	UnitedHealth Group IncorporatedNO.....	..1.....
		.00000	45-2158334				WellMed Florida Services, PLLC	TX	NIA.....	WellMed Networks, Inc.	Ownership.....	100.000	UnitedHealth Group IncorporatedNO.....	..1.....
		.00000	84-2178104				WellMed Greater Texas Medicare ACO, LLC	TX	NIA.....	WellMed Networks, Inc.	Ownership.....	100.000	UnitedHealth Group IncorporatedNO.....	..1.....
		.00000	74-2574229				WellMed Medical Group, P.A.	TX	NIA.....	Physician(s) Owned	Influence.....	0.000	UnitedHealth Group IncorporatedNO.....	..1.....
		.00000	74-2797745				WellMed Medical Management of Florida, Inc.	FL	NIA.....	WellMed Medical Management, Inc.	Ownership.....	100.000	UnitedHealth Group IncorporatedNO.....	
		.00000	74-2786364				WellMed Medical Management, Inc.	TX	NIA.....	Collaborative Care Holdings, LLC	Ownership.....	85.000	UnitedHealth Group IncorporatedNO.....	
		.00000	35-2314192				WellMed Network of Florida, Inc.	TX	NIA.....	WellMed Networks, Inc.	Ownership.....	100.000	UnitedHealth Group IncorporatedNO.....	..1.....
		.00000	41-2250215				WellMed Networks – DFW, Inc.	TX	NIA.....	WellMed Networks, Inc.	Ownership.....	100.000	UnitedHealth Group IncorporatedNO.....	..1.....
		.00000	74-2889447				WellMed Networks, Inc.	TX	NIA.....	Physician(s) Owned	Influence.....	0.000	UnitedHealth Group IncorporatedNO.....	..1.....
		.00000	92-0183013				WellMed of Las Cruces, Inc.	TX	NIA.....	WellMed Networks, Inc.	Ownership.....	100.000	UnitedHealth Group IncorporatedNO.....	..1.....
		.00000	84-2193803				WellMed Tampa/Orlando Medicare ACO, LLC	TX	NIA.....	WellMed Network of Florida, Inc.	Ownership.....	100.000	UnitedHealth Group IncorporatedNO.....	..1.....
		.00000	84-2219968				WellMed Texas Medicare ACO, LLC	TX	NIA.....	WellMed Networks, Inc.	Ownership.....	100.000	UnitedHealth Group IncorporatedNO.....	..1.....
		.00000	88-2731487				WellSpan-SCA Holdings, LLC	DE	NIA.....	SCA-Hagerstown, LLC	Ownership.....	100.000	UnitedHealth Group IncorporatedNO.....	
		.00000	27-2809113				West Coast Endoscopy Holdings, LLC	DE	NIA.....	SCA Surgery Holdings, LLC	Ownership.....	100.000	UnitedHealth Group IncorporatedNO.....	
		.00000					Western Connecticut Orthopedic Surgical Center, LLC	CT	NIA.....	SCA-Western Connecticut, LLC	Ownership.....	57.911	UnitedHealth Group IncorporatedNO.....	
		.00000	47-4468184				Westgreen Surgical Center, LLC	TX	NIA.....	SCA Westgreen Holdings, LLC	Ownership.....	51.001	UnitedHealth Group IncorporatedNO.....	
		.00000	85-3312235				WestHealth JV Holdings, LLC	DE	NIA.....	SCA West Health Holdings, LLC	Ownership.....	30.000	UnitedHealth Group IncorporatedNO.....	..2.....
		.00000	37-1763155				WestHealth Surgery Center, LLC	MN	NIA.....	WestHealth JV Holdings, LLC	Ownership.....	51.000	UnitedHealth Group IncorporatedNO.....	..2.....
		.00000	45-0636596				WESTMED Practice Partners LLC	DE	NIA.....	Collaborative Care Holdings, LLC	Ownership.....	100.000	UnitedHealth Group IncorporatedNO.....	
		.00000	27-4816583				Wilson Creek Surgical Center, LLC	TX	NIA.....	Surgical Care Affiliates, LLC	Influence.....	0.000	UnitedHealth Group IncorporatedNO.....	
		.00000	85-3366699				Woodbury Surgery Center, LLC	MN	NIA.....	SCA Woodbury Holdings, LLC	Ownership.....	51.000	UnitedHealth Group IncorporatedNO.....	..2.....
		.00000	45-4281054				XAS Infusion Suites, Inc.	TX	NIA.....	Diplomat Pharmacy, Inc.	Ownership.....	100.000	UnitedHealth Group IncorporatedNO.....	
		.00000	52-2102846				XLHealth Corporation	MD	NIA.....	United HealthCare Services, Inc.	Ownership.....	100.000	UnitedHealth Group IncorporatedNO.....	

SCHEDULE Y
PART 1A - DETAIL OF INSURANCE HOLDING COMPANY SYSTEM

1	2	3	4	5	6	7	8	9	10	11	12	13	14	15	16
Group Code	Group Name	NAIC Company Code	ID Number	Federal RSSD	CIK	Name of Securities Exchange if Publicly Traded (U.S. or International)	Names of Parent, Subsidiaries Or Affiliates	Domi-ciliary Loca-tion	Relation-ship to Reporting Entity	Directly Controlled by (Name of Entity/Person)	Type of Control (Ownership, Board, Management, Attorney-in-Fact, Influence, Other)	If Control is Owner-ship Provide Percen-tage	Ultimate Controlling Entity(ies)/Person(s)	Is an SCA Filing Re-quired? (Yes/No)	*
		.00000	98-1107695				XLHealth Corporation India Private Limited	IND	NIA	XLHealth Corporation	Ownership	99.998	UnitedHealth Group Incorporated	NO	
		.00000	98-1107695				XLHealth Corporation India Private Limited	IND	NIA	UnitedHealth International, Inc.	Ownership	0.002	UnitedHealth Group Incorporated	NO	
		.00000	46-3537245				XLHome Michigan, P.C.	MI	NIA	Physician(s) Owned	Influence	0.000	UnitedHealth Group Incorporated	NO	1
		.00000	45-5530241				XLHome Northeast, P.C.	NJ	NIA	Physician(s) Owned	Influence	0.000	UnitedHealth Group Incorporated	NO	1
		.00000	46-2931689				XLHome Oklahoma, Inc.	OK	NIA	Physician(s) Owned	Influence	0.000	UnitedHealth Group Incorporated	NO	1
		.00000	27-3543997				XLHome, P.C.	MD	NIA	Physician(s) Owned	Influence	0.000	UnitedHealth Group Incorporated	NO	1
		.00000	81-2385235				Xplor Counseling, LLC	HI	NIA	Refresh Mental Health, Inc.	Ownership	100.000	UnitedHealth Group Incorporated	NO	

Asterisk	Explanation
1	Represents a physician or physicians' owned entity (with respect to the ultimate controlling entity), where the entity is deemed to be influenced by the ultimate controlling entity.
2	Represents a minority-owned entity (with respect to the controlling entity), where the entity is deemed to be influenced by the ultimate controlling entity.
3	TBD - Additional ownership information will be disclosed in a future reporting period.

SUPPLEMENTAL EXHIBITS AND SCHEDULES INTERROGATORIES

The following supplemental reports are required to be filed as part of your statement filing. However, in the event that your company does not transact the type of business for which the special report must be filed, your response of NO to the specific interrogatory will be accepted in lieu of filing a "NONE" report and a bar code will be printed below. If the supplement is required of your company but is not being filed for whatever reason enter SEE EXPLANATION and provide an explanation following the interrogatory questions.

	Response
1. Will the Medicare Part D Coverage Supplement be filed with the state of domicile and the NAIC with this statement?	NO
AUGUST FILING	
2. Will the regulator-only (non-public) Communication of Internal Control Related Matters Noted in Audit be filed with the state of domicile and electronically with the NAIC (as a regulator-only non-public document) by August 1? The response for 1st and 3rd quarters should be N/A. A NO response resulting with a bar code is only appropriate in the 2nd quarter.	YES

Explanation:

1.

Bar Code:

1. Medicare Part D Coverage Supplement [Document Identifier 365]



OVERFLOW PAGE FOR WRITE-INS

NONE

SCHEDULE A - VERIFICATION

Real Estate

	1 Year to Date	2 Prior Year Ended December 31
1. Book/adjusted carrying value, December 31 of prior year		
2. Cost of acquired:		
2.1 Actual cost at time of acquisition		
2.2 Additional investment made after acquisition		
3. Current year change in encumbrances		
4. Total gain (loss) on disposals		
5. Deduct amounts received on disposals		
6. Total foreign exchange change in book/adjusted carrying value		
7. Deduct current year's other than temporary impairment recognized		
8. Deduct current year's depreciation		
9. Book/adjusted carrying value at the end of current period (Lines 1+2+3+4-5+6-7-8)		
10. Deduct total nonadmitted amounts		
11. Statement value at end of current period (Line 9 minus Line 10)		

SCHEDULE B - VERIFICATION

Mortgage Loans

	1 Year to Date	2 Prior Year Ended December 31
1. Book value/recorded investment excluding accrued interest, December 31 of prior year		
2. Cost of acquired:		
2.1 Actual cost at time of acquisition		
2.2 Additional investment made after acquisition		
3. Capitalized deferred interest and other		
4. Accrual of discount		
5. Unrealized valuation increase (decrease)		
6. Total gain (loss) on disposals		
7. Deduct amounts received on disposals		
8. Deduct amortization of premium and mortgage interest paid and commitment fees		
9. Total foreign exchange change in book value/recorded investment excluding accrued interest		
10. Deduct current year's other than temporary impairment recognized		
11. Book value/recorded investment excluding accrued interest at end of current period (Lines 1+2+3+4+5+6-7-8+9-10)		
12. Total valuation allowance		
13. Subtotal (Line 11 plus Line 12)		
14. Deduct total nonadmitted amounts		
15. Statement value at end of current period (Line 13 minus Line 14)		

SCHEDULE BA - VERIFICATION

Other Long-Term Invested Assets

	1 Year to Date	2 Prior Year Ended December 31
1. Book/adjusted carrying value, December 31 of prior year		
2. Cost of acquired:		
2.1 Actual cost at time of acquisition		
2.2 Additional investment made after acquisition		
3. Capitalized deferred interest and other		
4. Accrual of discount		
5. Unrealized valuation increase (decrease)		
6. Total gain (loss) on disposals		
7. Deduct amounts received on disposals		
8. Deduct amortization of premium and depreciation		
9. Total foreign exchange change in book/adjusted carrying value		
10. Deduct current year's other than temporary impairment recognized		
11. Book/adjusted carrying value at end of current period (Lines 1+2+3+4+5+6-7-8+9-10)		
12. Deduct total nonadmitted amounts		
13. Statement value at end of current period (Line 11 minus Line 12)		

SCHEDULE D - VERIFICATION

Bonds and Stocks

	1 Year to Date	2 Prior Year Ended December 31
1. Book/adjusted carrying value of bonds and stocks, December 31 of prior year	499,456,917	401,915,451
2. Cost of bonds and stocks acquired	142,347,297	202,457,675
3. Accrual of discount	90,401	145,255
4. Unrealized valuation increase (decrease)	0	0
5. Total gain (loss) on disposals	(60,107)	1,233,342
6. Deduct consideration for bonds and stocks disposed of	44,930,222	102,291,292
7. Deduct amortization of premium	2,212,778	4,248,244
8. Total foreign exchange change in book/adjusted carrying value	0	0
9. Deduct current year's other than temporary impairment recognized	0	0
10. Total investment income recognized as a result of prepayment penalties and/or acceleration fees	111,574	244,730
11. Book/adjusted carrying value at end of current period (Lines 1+2+3+4+5-6-7+8-9+10)	594,803,082	499,456,917
12. Deduct total nonadmitted amounts	0	0
13. Statement value at end of current period (Line 11 minus Line 12)	594,803,082	499,456,917

SCHEDULE D - PART 1B

Showing the Acquisitions, Dispositions and Non-Trading Activity
During the Current Quarter for all Bonds and Preferred Stock by NAIC Designation

NAIC Designation	1 Book/Adjusted Carrying Value Beginning of Current Quarter	2 Acquisitions During Current Quarter	3 Dispositions During Current Quarter	4 Non-Trading Activity During Current Quarter	5 Book/Adjusted Carrying Value End of First Quarter	6 Book/Adjusted Carrying Value End of Second Quarter	7 Book/Adjusted Carrying Value End of Third Quarter	8 Book/Adjusted Carrying Value December 31 Prior Year
BONDS								
1. NAIC 1 (a)	432,082,891	170,719,918	70,149,778	3,005,018	432,082,891	535,658,049	0	432,507,675
2. NAIC 2 (a)	87,571,078	15,899,611	1,605,936	(3,899,401)	87,571,078	97,965,352	0	83,949,082
3. NAIC 3 (a)	0	0	0	0	0	0	0	0
4. NAIC 4 (a)	0	0	0	0	0	0	0	0
5. NAIC 5 (a)	0	0	0	0	0	0	0	0
6. NAIC 6 (a)	0	0	0	0	0	0	0	0
7. Total Bonds	519,653,969	186,619,529	71,755,714	(894,383)	519,653,969	633,623,401	0	516,456,757
PREFERRED STOCK								
8. NAIC 1	0	0	0	0	0	0	0	0
9. NAIC 2	0	0	0	0	0	0	0	0
10. NAIC 3	0	0	0	0	0	0	0	0
11. NAIC 4	0	0	0	0	0	0	0	0
12. NAIC 5	0	0	0	0	0	0	0	0
13. NAIC 6	0	0	0	0	0	0	0	0
14. Total Preferred Stock	0	0	0	0	0	0	0	0
15. Total Bonds and Preferred Stock	519,653,969	186,619,529	71,755,714	(894,383)	519,653,969	633,623,401	0	516,456,757

(a) Book/Adjusted Carrying Value column for the end of the current reporting period includes the following amount of short-term and cash equivalent bonds by NAIC designation:

NAIC 1 \$38,820,318 ; NAIC 2 \$0 ; NAIC 3 \$0 NAIC 4 \$0 ; NAIC 5 \$0 ; NAIC 6 \$0

SCHEDULE DA - PART 1

Short-Term Investments

	1	2	3	4	5
	Book/Adjusted Carrying Value	Par Value	Actual Cost	Interest Collected Year-to-Date	Paid for Accrued Interest Year-to-Date
7709999999 Totals	38,820,319	xxx	38,746,306	0	0

SCHEDULE DA - VERIFICATION

Short-Term Investments

	1	2
	Year To Date	Prior Year Ended December 31
1. Book/adjusted carrying value, December 31 of prior year	0	499,876
2. Cost of short-term investments acquired	93,894,912	0
3. Accrual of discount	128,678	12
4. Unrealized valuation increase (decrease)	0	0
5. Total gain (loss) on disposals	(51,422)	4
6. Deduct consideration received on disposals	55,151,850	499,892
7. Deduct amortization of premium	0	0
8. Total foreign exchange change in book/adjusted carrying value	0	0
9. Deduct current year's other than temporary impairment recognized	0	0
10. Book/adjusted carrying value at end of current period (Lines 1+2+3+4+5-6-7+8-9)	38,820,318	0
11. Deduct total nonadmitted amounts	0	0
12. Statement value at end of current period (Line 10 minus Line 11)	38,820,318	0

Schedule DB - Part A - Verification - Options, Caps, Floors, Collars, Swaps and Forwards

N O N E

Schedule DB - Part B - Verification - Futures Contracts

N O N E

Schedule DB - Part C - Section 1 - Replication (Synthetic Asset) Transactions (RSATs) Open

N O N E

Schedule DB-Part C-Section 2-Reconciliation of Replication (Synthetic Asset) Transactions Open

N O N E

Schedule DB - Verification - Book/Adjusted Carrying Value, Fair Value and Potential Exposure of
Derivatives

N O N E

SCHEDULE E - PART 2 - VERIFICATION

(Cash Equivalents)

	1	2
	Year To Date	Prior Year Ended December 31
1. Book/adjusted carrying value, December 31 of prior year	193,899,334	173,178,149
2. Cost of cash equivalents acquired	1,582,503,031	3,302,599,260
3. Accrual of discount	1,771	2,966
4. Unrealized valuation increase (decrease)	0	0
5. Total gain (loss) on disposals	(349)	(75)
6. Deduct consideration received on disposals	1,701,252,701	3,281,880,966
7. Deduct amortization of premium	0	0
8. Total foreign exchange change in book/adjusted carrying value	0	0
9. Deduct current year's other than temporary impairment recognized	0	0
10. Book/adjusted carrying value at end of current period (Lines 1+2+3+4+5-6-7+8-9)	75,151,086	193,899,334
11. Deduct total nonadmitted amounts	0	0
12. Statement value at end of current period (Line 10 minus Line 11)	75,151,086	193,899,334

Schedule A - Part 2 - Real Estate Acquired and Additions Made

N O N E

Schedule A - Part 3 - Real Estate Disposed

N O N E

Schedule B - Part 2 - Mortgage Loans Acquired and Additions Made

N O N E

Schedule B - Part 3 - Mortgage Loans Disposed, Transferred or Repaid

N O N E

Schedule BA - Part 2 - Other Long-Term Invested Assets Acquired and Additions Made

N O N E

Schedule BA - Part 3 - Other Long-Term Invested Assets Disposed, Transferred or Repaid

N O N E

STATEMENT AS OF JUNE 30, 2022 OF THE UnitedHealthcare Community Plan of Ohio, Inc.

SCHEDULE D - PART 3

Show All Long-Term Bonds and Stock Acquired During the Current Quarter

1	2	3	4	5	6	7	8	9	10
CUSIP Identification	Description	Foreign	Date Acquired	Name of Vendor	Number of Shares of Stock	Actual Cost	Par Value	Paid for Accrued Interest and Dividends	NAIC Designation, NAIC Designation Modifier and SVO Administrative Symbol
20772K-RR-2	CONNECTICUT ST GO Non Call 5.000% 09/15/26		.05/26/2022	Pershing		1,162,895	1,055,000	.0	1.D FE
646039-YN-1	NEW JERSEY ST GO Non Call 5.000% 06/01/29		.05/10/2022	Morgan Stanley		3,541,856	3,200,000	.71,556	1.G FE
70914P-W6-5	PENNSYLVANIA ST GO MW 1.450% 08/01/27		.05/26/2022	JP Morgan Chase		1,017,338	1,125,000	.5,438	1.D FE
0509999999	Subtotal - Bonds - U.S. States, Territories and Possessions					5,722,089	5,380,000	76,994	XXX
186392-CD-6	CLEVELAND OH MUN GO Non Call 5.200% 12/01/26		.05/05/2022	JP Morgan Chase		2,637,031	2,510,000	57,284	1.C FE
0709999999	Subtotal - Bonds - U.S. Political Subdivisions of States, Territories and Possessions					2,637,031	2,510,000	57,284	XXX
13077D-MN-9	CALIFORNIA ST UN Rev Bond MW 1.338% 11/01/27		.06/17/2022	JP Morgan Chase		2,012,082	2,315,000	4,388	1.D FE
3132DM-XN-0	FHLMC Pool SD0685 MBS 3.500% 09/01/51		.05/06/2022	CitiGroup		2,438,571	2,499,896	.1,944	1.A
3140QL-MX-1	FNMA Pool GB1273 MBS 2.000% 08/01/51		.06/06/2022	Morgan Stanley		588,547	648,725	.432	1.A
3140QP-JA-6	FNMA Pool CB3856 MBS 4.000% 06/01/52		.06/06/2022	Toronto Dominion Sec		4,685,737	4,676,968	.6,236	1.A
3140QP-JJ-7	FNMA Pool CB3864 MBS 4.500% 06/01/52		.06/06/2022	Toronto Dominion Sec		4,707,154	4,587,450	.6,881	1.A
3140XD-AQ-9	FNMA Pool FIM9014 MBS 2.000% 09/01/51		.06/06/2022	Morgan Stanley		2,532,597	2,888,723	.1,926	1.A
37530A-BV-9	GILBERT AZ WTR R Rev Bond Non Call 5.000% 07/15/32		.05/18/2022	JP Morgan Chase		4,006,835	3,500,000	.0	1.A FE
54646E-A6-9	LOS ANGELES CA U GO Non Call 5.981% 05/01/27		.06/03/2022	JP Morgan Chase		3,286,500	3,000,000	.77,753	1.E FE
54627R-AL-4	LOUISIANA ST LOC LCDA 2022-ELL A1 ABS 3.615% 02/01/29		.05/12/2022	JP Morgan Chase		2,170,000	2,170,000	.0	1.A FE
57584Y-2Y-4	MASSACHUSETTS ST Rev Bond Non Call 5.000% 11/15/32		.04/21/2022	Goldman Sachs Asset Management		2,856,840	2,375,000	.0	1.A FE
582647-JX-0	MET WASHINGTON D Rev Bond Non Call 5.000% 10/01/28		.05/18/2022	RBC Capital Markets		2,141,440	2,000,000	.13,611	1.D FE
582647-KW-0	MET WASHINGTON D Rev Bond Non Call 5.000% 10/01/25		.05/25/2022	JP Morgan Chase		559,771	525,000	.0	1.D FE
582647-KX-8	MET WASHINGTON D Rev Bond Non Call 5.000% 10/01/26		.05/25/2022	JP Morgan Chase		832,986	770,000	.0	1.D FE
58447T-3L-5	MICHIGAN ST FIN Rev Bond Non Call 5.000% 04/15/31		.04/29/2022	Morgan Stanley		3,396,360	3,000,000	.0	1.D FE
64990F-ZH-0	NEW YORK ST DORM Rev Bond Non Call 5.000% 03/15/29		.06/17/2022	Raymond James & Assoc		3,039,012	2,700,000	.36,375	1.B FE
65887P-XZ-3	NORTH DAKOTA ST Rev Bond Non Call 4.200% 12/01/31		.06/30/2022	JP Morgan Chase		2,204,972	2,200,000	.0	1.C FE
677561-LV-2	OHIO ST HOSP FAC Rev Bond Non Call 5.000% 01/01/28		.05/18/2022	RBC Capital Markets		2,173,330	1,975,000	.38,128	1.C FE
73358X-EB-4	PORT AUTH OF NEW Rev Bond Non Call 4.000% 12/01/30		.05/13/2022	Bank of America Sec		2,077,680	2,000,000	.0	1.D FE
783186-UH-0	RUTGERS NJ ST UN Rev Bond MW 2.888% 05/01/32		.06/24/2022	Pershing		886,250	1,000,000	.4,573	1.E FE
79467B-CV-5	SALES TAX SECURI Rev Bond Non Call 5.000% 01/01/30		.05/11/2022	Barclays Group Inc.		2,710,825	2,500,000	.45,833	1.D FE
92818H-VZ-1	VIRGINIA ST PUBL Rev Bond Cont Call 5.000% 08/01/33		.06/02/2022	Mesirow Cap Inc		2,194,700	1,805,000	.4,763	1.B FE
0909999999	Subtotal - Bonds - U.S. Special Revenues					51,482,189	49,136,762	242,843	XXX
025816-CP-2	AMERICAN EXPRESS Corp Note Call 3.300% 05/03/27		.04/25/2022	Tax Free Exchange		1,163,691	1,157,000	.18,242	1.F FE
025816-CW-7	AMERICAN EXPRESS Corp Note Call 4.050% 05/03/29		.04/28/2022	Morgan Stanley		693,700	695,000	.0	1.F FE
06540M-BH-7	Bank BANK 2022-BNK41 A4 CMBS 3.916% 03/15/32		.04/25/2022	Morgan Stanley		861,077	855,000	.372	1.A FE
14040H-CS-2	CAPITAL ONE FINL Corp Note Call 4.927% 05/10/28		.05/05/2022	Morgan Stanley		685,000	685,000	.0	2.A FE
141781-BU-7	CARGILL INC Corp Note Call Prv Plc 3.500% 04/22/25		.04/19/2022	BNP Paribar Securities Corp		423,814	425,000	.0	1.F FE
14913R-2V-8	CATERPILLAR FINL Corp Note Non Call 3.400% 05/13/25		.05/10/2022	Merrill Lynch		933,813	935,000	.0	1.F FE
172967-NS-6	CITIGROUP INC Corp Note Call MW 4.658% 05/24/28		.05/17/2022	CitiGroup		250,000	250,000	.0	1.G FE
20030N-DN-8	COMCAST CORP Corp Note Call MW 1.500% 02/15/31		.05/02/2022	Goldman Sachs Asset Management		701,525	870,000	.2,864	1.G FE
20825C-BA-1	CONOCOPHILLIPS Corp Note Call MW 2.400% 02/15/31		.05/06/2022	Tax Free Exchange		482,813	480,000	.2,592	1.G FE
30040W-AS-7	EVERSOURCE ENERG Corp Note MW 4.200% 06/27/24		.06/22/2022	Mitsubishi Bank LTD		1,547,443	1,548,000	.0	2.A FE
36258S-AD-3	GM Financial Sec GMCAR 2022-2 A4 ABS 3.250% 04/17/28		.04/05/2022	RBC Capital Markets		42,994	43,000	.0	1.A FE
373334-KO-3	GEORGIA POWER Corp Note Call MW 4.700% 05/15/32		.05/02/2022	Merrill Lynch		391,750	393,000	.0	2.A FE
44644M-AD-3	HUNTINGTON NATL Corp Note Call 4.008% 05/16/26		.05/06/2022	Merrill Lynch		620,000	620,000	.0	1.G FE
45866F-AU-8	INTERCONTINENT Corp Note Call MW 4.000% 09/15/27		.05/12/2022	Goldman Sachs		1,994,700	2,000,000	.0	1.G FE
466313-AM-5	JABIL INC Corp Note Call MW 4.250% 05/15/27		.04/20/2022	JP Morgan Chase		697,074	700,000	.0	2.C FE
482480-AL-4	KLA CORP Corp Note Call MW 4.650% 07/15/32		.06/21/2022	Merrill Lynch		734,566	735,000	.0	1.G FE
49326E-EL-3	KEYCORP Corp Note Call MW 3.878% 05/23/25		.05/16/2022	Pershing		370,000	370,000	.0	2.A FE
58942H-AA-9	MERCY HEALTH Corp Note MW 3.382% 11/01/25		.06/07/2022	JP Morgan Chase		1,760,393	1,790,000	.6,390	1.E FE
670346-AY-1	NUCOR CORP Corp Note Call MW 4.300% 05/23/27		.05/18/2022	Merrill Lynch		898,560	900,000	.0	2.A FE
68233J-OE-2	ONCOR ELECTRIC D Corp Note Call MW Prv Plc 4.150% 06/01/32		.05/17/2022	Wachovia Bank		298,899	300,000	.0	1.F FE
69335P-EK-7	PFS Financing Co PFSFC 2022-C A Prv Plc ABS 3.890% 05/15/27		.05/19/2022	CitiGroup		1,399,641	1,400,000	.0	1.A FE
701094-AR-5	PARKER-HANNIFIN Corp Note Call MW 4.250% 09/15/27		.06/06/2022	CitiGroup		518,898	520,000	.0	2.A FE
70450Y-AK-9	PAYPAL HOLDING Corp Note Call MW 3.900% 06/01/27		.05/16/2022	Morgan Stanley		199,746	200,000	.0	1.G FE
709599-BN-3	PENSKE TRUCK LE Corp Note Call MW Prv Plc 4.400% 07/01/27		.06/02/2022	JP Morgan Chase		528,532	530,000	.0	2.B FE
718547-AG-7	PHILLIPS 66 Corp Note Call MW Prv Plc 3.750% 03/01/28		.05/03/2022	Tax Free Exchange		388,345	390,000	.2,519	2.A FE
747525-BQ-5	QUALCOMM INC Corp Note Call MW 4.250% 05/20/32		.05/05/2022	Merrill Lynch		179,590	180,000	.0	1.F FE
74949L-AE-2	RELX CAPITAL INC Corp Note Call MW 4.750% 05/20/32		.05/17/2022	Merrill Lynch		158,594	160,000	.0	2.A FE
75524K-NQ-3	CITIZENS BANK NA Corp Note Call 4.119% 05/23/25		.05/18/2022	Morgan Stanley		1,565,000	1,565,000	.0	2.A FE

SCHEDULE D - PART 3

Show All Long-Term Bonds and Stock Acquired During the Current Quarter

1	2	3	4	5	6	7	8	9	10
CUSIP Identification	Description	Foreign	Date Acquired	Name of Vendor	Number of Shares of Stock	Actual Cost	Par Value	Paid for Accrued Interest and Dividends	NAIC Designation, NAIC Designation Modifier and SVO Administrative Symbol
78349A-AA-1	RIWJ BARNABAS Corp Note Call MW 2.954% 07/01/26		.06/17/2022	JP Morgan Chase		2,279,596	2,355,000	.31,412	1.D FE
78355H-KU-2	RYDER SYSTEM INC Corp Note Call MW 4.300% 06/15/27		.05/10/2022	PNC Bank		.794,754	.795,000	.0	2.B FE
842400-HQ-9	SOUTHERN CAL ED Corp Note Call MW 4.700% 06/01/27		.05/18/2022	Mizuho Investor Sec Co		1,127,582	1,130,000	.0	1.G FE
857477-BU-6	STATE STREET CRP Corp Note Call 4.421% 05/13/33		.05/10/2022	Morgan Stanley		990,000	990,000	.0	1.E FE
89238F-AE-3	Toyota Auto Rece TAOT 2022-B A4 ABS 3.110% 08/16/27		.04/07/2022	Mitsubishi Bank LTD		34,992	35,000	.0	1.A FE
927804-GH-1	VIRGINIA EL&PHR Corp Note Call MW 3.750% 05/15/27		.05/16/2022	CitiGroup		.323,986	.325,000	.0	1.F FE
95000U-2U-6	WELLS FARGO CO Corp Note Call MW 3.350% 03/02/33		.04/13/2022	Various		.433,122	.465,000	1,884	1.E FE
63307A-2S-3	NATL BANK CANADA Corp Note Call 3.750% 06/09/25	A.	.06/02/2022	National Bank of Canada		1,104,160	1,105,000	.0	1.G FE
78016F-ZQ-0	ROYAL BK CANADA Corp Note MW 3.875% 05/04/32	A.	.04/07/2022	RBC Capital Markets		.403,257	.404,000	.0	1.E FE
89115A-2C-5	TORONTO DOM BANK Corp Note MW 4.108% 06/08/27	A.	.06/01/2022	Toronto Dominion Sec		1,105,000	1,105,000	.0	1.E FE
29278G-AV-0	ENEL FIN INTL NV Corp Note MW Prv Plc 4.250% 06/15/25	D.	.06/08/2022	JP Morgan Chase		1,097,372	1,102,000	.0	2.A FE
62954H-AY-4	NXP BV/NXP FDG Corp Note Call MW 3.400% 05/01/30	D.	.05/16/2022	Tax Free Exchange		29,938	30,000	.43	2.B FE
62954H-BB-3	NXP BV/NXP FDG Corp Note Call MW 5.000% 01/15/33	D.	.05/12/2022	Goldman Sachs		1,869,394	1,875,000	.0	2.B FE
65535H-BE-8	NOMURA HOLDINGS Corp Note Non Call 5.099% 07/03/25	D.	.06/28/2022	Nomura Securities		800,000	800,000	.0	2.A FE
1109999999. Subtotal - Bonds - Industrial and Miscellaneous (Unaffiliated)						32,883,311	33,212,000	66,318	XXX
2509999997. Total - Bonds - Part 3						92,724,620	90,238,762	443,439	XXX
2509999998. Total - Bonds - Part 5						XXX	XXX	XXX	XXX
2509999999. Total - Bonds						92,724,620	90,238,762	443,439	XXX
4509999997. Total - Preferred Stocks - Part 3						0	XXX	0	XXX
4509999998. Total - Preferred Stocks - Part 5						XXX	XXX	XXX	XXX
4509999999. Total - Preferred Stocks						0	XXX	0	XXX
5989999997. Total - Common Stocks - Part 3						0	XXX	0	XXX
5989999998. Total - Common Stocks - Part 5						XXX	XXX	XXX	XXX
5989999999. Total - Common Stocks						0	XXX	0	XXX
5999999999. Total - Preferred and Common Stocks						0	XXX	0	XXX
6009999999 - Totals						92,724,620	XXX	443,439	XXX

STATEMENT AS OF JUNE 30, 2022 OF THE UnitedHealthcare Community Plan of Ohio, Inc.

SCHEDULE D - PART 4

Show All Long-Term Bonds and Stock Sold, Redeemed or Otherwise Disposed of During the Current Quarter

1	2	3	4	5	6	7	8	9	10	Change In Book/Adjusted Carrying Value					16	17	18	19	20	21	22
										11	12	13	14	15							
CUSIP Ident-ification	Description	For- eign	Disposal Date	Name of Purchaser	Number of Shares of Stock	Consid- eration	Par Value	Actual Cost	Prior Year Book/ Adjusted Carrying Value	Unrealized Valuation Increase/ (Decrease)	Current Year's (Amor- tization)/ Accretion	Current Year's Other Than Temporary Impairment Recogn- ized	Total Change in Book/ Adjusted Carrying Value (11 + 12 - 13)	Total Foreign Exchange Change in Book /Adjusted Carrying Value	Book/ Adjusted Carrying Value at Disposal Date	Foreign Exchange Gain (Loss) on Disposal	Realized Gain (Loss) on Disposal	Total Gain (Loss) on Disposal	Bond Interest/ Stock Dividends Received During Year	Stated Con- tractual Maturity Date	NAIC Desig- nation, NAIC Desig- nation Modifier and SVO Admini- strative Symbol
3620A5-A8-2	GNMA Pool 719231 MBS 4.500% 07/15/40		06/01/2022	Paydown		.948	.948	1.008	1.003	.0	(.55)	.0	(.55)	.0	.948	.0	.0	.0	.15	07/15/2040	1.A
3620A9-PQ-8	GNMA Pool 723231 MBS 4.000% 10/15/39		06/01/2022	Paydown		1.747	1.747	1.871	1.859	.0	(.112)	.0	(.112)	.0	1.747	.0	.0	.0	.25	10/15/2039	1.A
3620AP-KC-8	GNMA Pool 735691 MBS 4.500% 04/15/40		06/01/2022	Paydown		.352	.352	.375	.373	.0	(.22)	.0	(.22)	.0	.352	.0	.0	.0	.7	04/15/2040	1.A
3620AR-YR-6	GNMA Pool 737920 MBS 4.500% 01/15/41		06/01/2022	Paydown		3.430	3.430	3.657	3.639	.0	(.209)	.0	(.209)	.0	3.430	.0	.0	.0	.57	01/15/2041	1.A
38380K-GF-6	GNMA 2017-172 PA RMBS 3.000% 02/20/47		06/01/2022	Paydown		48.514	48.514	47.195	47.703	.0	.810	.0	.810	.0	48.514	.0	.0	.0	.575	02/20/2047	1.A
0109999999. Subtotal - Bonds - U.S. Governments						54.991	54.991	54.106	54.577	.0	.412	.0	.412	.0	54.991	.0	.0	.0	.679	XXX	XXX
64966J-RH-1	NEW YORK NY GO Cont Call 5.000% 10/01/26		05/12/2022	Call	100.0000	1,000,000	1,000,000	1,166,590	1,000,000	.0	.0	.0	.0	.0	1,000,000	.0	.0	.0	30.694	10/01/2026	1.C FE
0709999999. Subtotal - Bonds - U.S. Political Subdivisions of States, Territories and Possessions						1,000,000	1,000,000	1,166,590	1,000,000	.0	.0	.0	.0	.0	1,000,000	.0	.0	.0	30.694	XXX	XXX
3128MJ-ZS-8	FHLMC Pool G08784 MBS 3.500% 10/01/47		06/01/2022	Paydown		6.192	6.192	6.363	6.359	.0	(.166)	.0	(.166)	.0	6.192	.0	.0	.0	.87	10/01/2047	1.A
3128MJ-3N-8	FHLMC Pool G08804 MBS 3.500% 03/01/48		06/01/2022	Paydown		14.332	14.332	14.116	14.119	.0	.213	.0	.213	.0	14.332	.0	.0	.0	200	03/01/2048	1.A
3128MJ-VZ-0	FHLMC Pool G08631 MBS 3.000% 03/01/45		06/01/2022	Paydown		5.970	5.970	6.100	6.093	.0	(.122)	.0	(.122)	.0	5.970	.0	.0	.0	.73	03/01/2045	1.A
3128MJ-YD-6	FHLMC Pool G08707 MBS 4.000% 05/01/46		06/01/2022	Paydown		18.274	18.274	19.097	19.072	.0	(.797)	.0	(.797)	.0	18.274	.0	.0	.0	296	05/01/2046	1.A
3128MJ-Z3-7	FHLMC Pool G08761 MBS 3.500% 05/01/47		06/01/2022	Paydown		7.115	7.115	7.310	7.305	.0	(.190)	.0	(.190)	.0	7.115	.0	.0	.0	101	05/01/2047	1.A
3128MJ-ZM-5	FHLMC Pool G08747 MBS 3.000% 01/01/47		06/01/2022	Paydown		8.351	8.351	8.336	8.336	.0	.16	.0	.16	.0	8.351	.0	.0	.0	102	01/01/2047	1.A
3128MJ-ZW-3	FHLMC Pool G08756 MBS 3.000% 04/01/47		06/01/2022	Paydown		15.504	15.504	15.703	15.696	.0	(.192)	.0	(.192)	.0	15.504	.0	.0	.0	186	04/01/2047	1.A
3128PR-LN-7	FHLMC Pool J12133 MBS 4.000% 05/01/25		06/01/2022	Paydown		12.250	12.250	12.827	12.465	.0	(.215)	.0	(.215)	.0	12.250	.0	.0	.0	203	05/01/2025	1.A
31292L-YA-7	FHLMC Pool C04305 MBS 3.000% 11/01/42		06/01/2022	Paydown		1.204	1.204	1.256	1.250	.0	(.46)	.0	(.46)	.0	1.204	.0	.0	.0	14	11/01/2042	1.A
3131XY-G8-6	FHLMC Pool ZM4723 MBS 3.500% 11/01/47		06/01/2022	Paydown		63.802	63.802	67.710	67.656	.0	(3.854)	.0	(3.854)	.0	63.802	.0	.0	.0	956	11/01/2047	1.A
3131XY-WF-2	FHLMC Pool ZM5146 MBS 4.000% 12/01/47		06/01/2022	Paydown		6.841	6.841	7.367	7.357	.0	(.516)	.0	(.516)	.0	6.841	.0	.0	.0	109	12/01/2047	1.A
3132A5-FC-4	FHLMC Pool ZS4663 MBS 3.500% 05/01/46		06/01/2022	Paydown		70.367	70.367	75.084	74.922	.0	(4.555)	.0	(4.555)	.0	70.367	.0	.0	.0	1,001	05/01/2046	1.A
3132AD-TZ-1	FHLMC Pool ZT1468 MBS 3.000% 11/01/46		06/01/2022	Paydown		12.973	12.973	13.480	13.466	.0	(.493)	.0	(.493)	.0	12.973	.0	.0	.0	167	11/01/2046	1.A
3132DM-AE-2	FHLMC Pool SD0821 MBS 3.500% 01/01/52		06/01/2022	Paydown		73.788	73.788	78.826	78.826	.0	(5.038)	.0	(5.038)	.0	73.788	.0	.0	.0	962	01/01/2052	1.A
3132DM-A8-8	FHLMC Pool SD0031 MBS 3.000% 08/01/46		06/01/2022	Paydown		1.627	1.627	1.692	1.691	.0	(.64)	.0	(.64)	.0	1.627	.0	.0	.0	20	08/01/2046	1.A
3132DM-XN-0	FHLMC Pool SD0685 MBS 3.500% 09/01/51		06/01/2022	Paydown		32.039	32.039	31.253	.0	.786	.0	.786	.0	32.039	.0	.0	.0	93	09/01/2051	1.A	
3132DV-7D-1	FHLMC Pool SD0892 MBS 3.000% 09/01/50		06/01/2022	Paydown		62.042	62.042	65.134	65.055	.0	(3.013)	.0	(3.013)	.0	62.042	.0	.0	.0	747	09/01/2050	1.A
3132DV-LK-9	FHLMC Pool SD7530 MBS 2.500% 11/01/50		06/01/2022	Paydown		14.104	14.104	14.897	14.883	.0	(.779)	.0	(.779)	.0	14.104	.0	.0	.0	143	11/01/2050	1.A
3132HQ-DB-5	FHLMC Pool Q13698 MBS 3.000% 12/01/42		06/01/2022	Paydown		6.298	6.298	6.595	6.575	.0	(.277)	.0	(.277)	.0	6.298	.0	.0	.0	64	12/01/2042	1.A
3132HQ-M4-1	FHLMC Pool Q13979 MBS 3.000% 12/01/42		06/01/2022	Paydown		796	796	834	831	.0	(.34)	.0	(.34)	.0	796	.0	.0	.0	11	12/01/2042	1.A
3132JA-PW-9	FHLMC Pool Q19036 MBS 3.500% 06/01/43		06/01/2022	Paydown		10.620	10.620	11.008	10.980	.0	(.361)	.0	(.361)	.0	10.620	.0	.0	.0	159	06/01/2043	1.A
3132OL-AJ-2	FHLMC Pool Q30008 MBS 3.500% 12/01/44		06/01/2022	Paydown		3.122	3.122	3.254	3.247	.0	(.125)	.0	(.125)	.0	3.122	.0	.0	.0	46	12/01/2044	1.A
3132QM-QF-1	FHLMC Pool Q31353 MBS 3.500% 02/01/45		06/01/2022	Paydown		55.264	55.264	57.932	57.772	.0	(2.509)	.0	(2.509)	.0	55.264	.0	.0	.0	683	02/01/2045	1.A
3132QQ-TV-4	FHLMC Pool Q34163 MBS 3.500% 06/01/45		06/01/2022	Paydown		24.080	24.080	24.940	24.917	.0	(.836)	.0	(.836)	.0	24.080	.0	.0	.0	333	06/01/2045	1.A
3132QR-TW-0	FHLMC Pool Q35064 MBS 3.500% 08/01/45		06/01/2022	Paydown		733	733	764	762	.0	(.30)	.0	(.30)	.0	733	.0	.0	.0	11	08/01/2045	1.A
3132WH-SN-1	FHLMC Pool Q44452 MBS 3.000% 11/01/46		06/01/2022	Paydown		7.255	7.255	7.220	7.221	.0	.34	.0	.34	.0	7.255	.0	.0	.0	87	11/01/2046	1.A
3132XC-R3-1	FHLMC Pool G67706 MBS 3.500% 12/01/47		06/01/2022	Paydown		33.558	33.558	33.432	33.435	.0	.123	.0	.123	.0	33.558	.0	.0	.0	474	12/01/2047	1.A
3132XU-FH-3	FHLMC Pool Q51967 MBS 3.500% 11/01/47		06/01/2022	Paydown		9.575	9.575	9.433	9.435	.0	.140	.0	.140	.0	9.575	.0	.0	.0	145	11/01/2047	1.A
3132Y1-VV-4	FHLMC Pool Q57923 MBS 4.000% 08/01/48		06/01/2022	Paydown		5.973	5.973	6.141	6.133	.0	(.161)	.0	(.161)	.0	5.973	.0	.0	.0	99	08/01/2048	1.A
31334X-KT-5	FHLMC Pool QA1206 MBS 3.000% 07/01/49		06/01/2022	Paydown		220	220	227	227	.0	(.7)	.0	(.7)	.0	220	.0	.0	.0	3	07/01/2049	1.A
31334Y-WF-1	FHLMC Pool QA2414 MBS 3.000% 09/01/49		06/01/2022	Paydown		442	442	459	459	.0	(.16)	.0	(.16)	.0	442	.0	.0	.0	6	09/01/2049	1.A
31334Y-VH-7	FHLMC Pool QA2416 MBS 3.000% 09/01/49		06/01/2022	Paydown		388	388	402	402	.0	(.13)	.0	(.13)	.0	388	.0	.0	.0	5	09/01/2049	1.A
313349-UL-7	FHLMC Pool QB3287 MBS 2.500% 08/01/50		06/01/2022	Paydown		17.376	17.376	18.210	18.197	.0	(.820)	.0	(.820)	.0	17.376	.0	.0	.0	174	08/01/2050	1.A
3133AB-UT-5	FHLMC Pool Qb5094 MBS 2.500% 11/01/50		06/01/2022	Paydown		15.358	15.358	16.279	16.263	.0	(.905)	.0	(.905)	.0	15.358	.0	.0	.0	149	11/01/2050	1.A
3133AM-SV-9	FHLMC Pool QC3232 MBS 3.000% 06/01/51																				

STATEMENT AS OF JUNE 30, 2022 OF THE UnitedHealthcare Community Plan of Ohio, Inc.

SCHEDULE D - PART 4

Show All Long-Term Bonds and Stock Sold, Redeemed or Otherwise Disposed of During the Current Quarter

1	2	3	4	5	6	7	8	9	10	Change In Book/Adjusted Carrying Value					16	17	18	19	20	21	22
										11	12	13	14	15							
CUSIP Ident-ification	Description	For-ign	Disposal Date	Name of Purchaser	Number of Shares of Stock	Consid-eration	Par Value	Actual Cost	Prior Year Book/ Adjusted Carrying Value	Unrealized Valuation Increase/ (Decrease)	Current Year's (Amor-tization)/ Accretion	Current Year's Other Than Temporary Impairment Recogn-ized	Total Change in Book/ Adjusted Carrying Value (11 + 12 - 13)	Total Foreign Exchange Change in Book /Adjusted Carrying Value	Book/ Adjusted Carrying Value at Disposal Date	Foreign Exchange Gain (Loss) on Disposal	Realized Gain (Loss) on Disposal	Total Gain (Loss) on Disposal	Bond Interest/ Stock Dividends Received During Year	Stated Con-tractual Maturity Date	NAIC Desig-nation, NAIC Desig-nation Modifier and SVO Admini-strative Symbol
3137AK-PN-5	FHLMC FHR 3983 CH RMBS 3.000% 11/15/30		06/01/2022	Paydown		20,996	20,996	21,375	21,170	.0	(174)	.0	(174)	.0	20,996	.0	.0	.0	260	11/15/2030	1.A
3137BG-QJ-1	FHLMC FHR 4456 RMBS 3.500% 05/15/44		06/01/2022	Paydown		10,295	10,295	11,002	10,508	.0	(213)	.0	(213)	.0	10,295	.0	.0	.0	148	05/15/2044	1.A
3137BH-YG-6	FHLMC FHR 4477 RMBS 3.500% 07/15/44		06/01/2022	Paydown		23,828	23,828	25,272	24,322	.0	(494)	.0	(494)	.0	23,828	.0	.0	.0	343	07/15/2044	1.A
3137BP-VM-8	FHLMC FHMS K152 A1 CMBS 2.830% 05/25/30		06/01/2022	Paydown		5,405	5,405	5,513	5,451	.0	(46)	.0	(46)	.0	5,405	.0	.0	.0	64	05/25/2030	1.A
3137F4-J7-8	FHLMC FHR 4775 HB RMBS 3.500% 05/15/45		06/01/2022	Paydown		56,341	56,341	56,305	56,275	.0	65	.0	65	.0	56,341	.0	.0	.0	817	05/15/2045	1.A
3137FA-MT-2	FHLMC FHR 4709 EA RMBS 3.000% 01/15/46		06/01/2022	Paydown		21,969	21,969	21,862	21,905	.0	64	.0	64	.0	21,969	.0	.0	.0	261	01/15/2046	1.A
3137FE-S5-0	FHLMC FHR 4767 LA RMBS 3.500% 08/15/46		06/01/2022	Paydown		54,961	54,961	54,721	54,807	.0	154	.0	154	.0	54,961	.0	.0	.0	766	08/15/2046	1.A
3137FE-SL-5	FHLMC 4767 PA RMBS 3.500% 02/15/47		06/01/2022	Paydown		27,695	27,695	28,124	27,870	.0	(174)	.0	(174)	.0	27,695	.0	.0	.0	387	02/15/2047	1.A
3138A2-BQ-1	FNMA Pool AH0946 MBS 4.000% 12/01/40		06/01/2022	Paydown		407	407	428	427	.0	(19)	.0	(19)	.0	407	.0	.0	.0	7	12/01/2040	1.A
3138A7-F6-0	FNMA Pool AH5588 MBS 5.000% 02/01/41		06/01/2022	Paydown		2,465	2,465	2,701	2,682	.0	(217)	.0	(217)	.0	2,465	.0	.0	.0	50	02/01/2041	1.A
3138AS-3B-6	FNMA Pool AJ1693 MBS 4.500% 09/01/41		06/01/2022	Paydown		13,044	13,044	14,080	13,987	.0	(943)	.0	(943)	.0	13,044	.0	.0	.0	225	09/01/2041	1.A
3138AW-EN-9	FNMA Pool AJ4640 MBS 4.000% 10/01/41		06/01/2022	Paydown		1,108	1,108	1,170	1,166	.0	(58)	.0	(58)	.0	1,108	.0	.0	.0	22	10/01/2041	1.A
3138EH-3V-2	FNMA Pool AL1711 MBS 4.500% 08/01/41		06/01/2022	Paydown		17,410	17,410	18,691	18,588	.0	(1,177)	.0	(1,177)	.0	17,410	.0	.0	.0	313	08/01/2041	1.A
3138EH-FB-3	FNMA Pool AL1061 MBS 4.000% 02/01/41		06/01/2022	Paydown		2,265	2,265	2,384	2,376	.0	(111)	.0	(111)	.0	2,265	.0	.0	.0	36	02/01/2041	1.A
3138EJ-LA-4	FNMA Pool AL2120 MBS 4.000% 02/01/41		06/01/2022	Paydown		1,807	1,807	1,904	1,897	.0	(90)	.0	(90)	.0	1,807	.0	.0	.0	29	02/01/2041	1.A
3138EM-Y3-9	FNMA Pool AL5229 MBS 5.000% 01/01/44		06/01/2022	Paydown		843	843	936	932	.0	(89)	.0	(89)	.0	843	.0	.0	.0	17	01/01/2044	1.A
3138EN-Y8-6	FNMA Pool AL6134 MBS 3.000% 09/01/43		06/01/2022	Paydown		9,972	9,972	10,072	10,065	.0	(92)	.0	(92)	.0	9,972	.0	.0	.0	120	09/01/2043	1.A
3138ER-FX-3	FNMA Pool AL9181 MBS 3.000% 10/01/46		06/01/2022	Paydown		14,136	14,136	14,647	14,615	.0	(478)	.0	(478)	.0	14,136	.0	.0	.0	173	10/01/2046	1.A
3138LR-G5-4	FNMA Pool A01375 MBS 3.500% 08/01/42		06/01/2022	Paydown		213	213	225	224	.0	(11)	.0	(11)	.0	213	.0	.0	.0	3	08/01/2042	1.A
3138LT-WL-8	FNMA Pool A03350 MBS 4.000% 05/01/42		06/01/2022	Paydown		12,758	12,758	13,898	13,825	.0	(1,067)	.0	(1,067)	.0	12,758	.0	.0	.0	198	05/01/2042	1.A
3138LY-N7-0	FNMA Pool A06713 MBS 4.000% 06/01/42		06/01/2022	Paydown		16,987	16,987	18,038	17,980	.0	(933)	.0	(933)	.0	16,987	.0	.0	.0	273	06/01/2042	1.A
3138LY-HB-6	FNMA Pool A07425 MBS 3.500% 08/01/42		06/01/2022	Paydown		6,424	6,424	6,795	6,755	.0	(331)	.0	(331)	.0	6,424	.0	.0	.0	84	08/01/2042	1.A
3138M1-JG-4	FNMA Pool A09262 MBS 3.500% 07/01/42		06/01/2022	Paydown		1,281	1,281	1,351	1,344	.0	(63)	.0	(63)	.0	1,281	.0	.0	.0	19	07/01/2042	1.A
3138MH-3J-0	FNMA Pool A02600 MBS 3.500% 12/01/42		06/01/2022	Paydown		212	212	228	226	.0	(14)	.0	(14)	.0	212	.0	.0	.0	3	12/01/2042	1.A
3138ML-FS-8	FNMA Pool A04676 MBS 3.500% 11/01/42		06/01/2022	Paydown		244	244	261	260	.0	(16)	.0	(16)	.0	244	.0	.0	.0	4	11/01/2042	1.A
3138MN-R2-8	FNMA Pool A06804 MBS 3.500% 11/01/42		06/01/2022	Paydown		231	231	248	247	.0	(15)	.0	(15)	.0	231	.0	.0	.0	3	11/01/2042	1.A
3138MS-AA-1	FNMA Pool A09926 MBS 3.000% 12/01/42		06/01/2022	Paydown		2,628	2,628	2,764	2,748	.0	(120)	.0	(120)	.0	2,628	.0	.0	.0	38	12/01/2042	1.A
3138NW-YS-3	FNMA Pool A06688 MBS 3.000% 12/01/42		06/01/2022	Paydown		115	115	121	120	.0	(5)	.0	(5)	.0	115	.0	.0	.0	1	12/01/2042	1.A
3138W9-SE-1	FNMA Pool AS0516 MBS 3.000% 09/01/43		06/01/2022	Paydown		4,130	4,130	4,149	4,148	.0	(18)	.0	(18)	.0	4,130	.0	.0	.0	51	09/01/2043	1.A
3138WA-PE-1	FNMA Pool AS1320 MBS 4.000% 12/01/43		06/01/2022	Paydown		11,319	11,319	11,903	11,862	.0	(542)	.0	(542)	.0	11,319	.0	.0	.0	175	12/01/2043	1.A
3138WB-EL-5	FNMA Pool AS1938 MBS 5.000% 03/01/44		06/01/2022	Paydown		965	965	1,078	1,072	.0	(107)	.0	(107)	.0	965	.0	.0	.0	20	03/01/2044	1.A
3138WB-UC-7	FNMA Pool AS2378 MBS 3.500% 05/01/44		06/01/2022	Paydown		3,034	3,034	3,106	3,100	.0	(66)	.0	(66)	.0	3,034	.0	.0	.0	41	05/01/2044	1.A
3138WD-6L-0	FNMA Pool AS4474 MBS 3.000% 02/01/45		06/01/2022	Paydown		10,389	10,389	10,493	10,486	.0	(97)	.0	(97)	.0	10,389	.0	.0	.0	125	02/01/2045	1.A
3138WD-N6-4	FNMA Pool AS4012 MBS 3.500% 12/01/44		06/01/2022	Paydown		19,643	19,643	20,504	20,472	.0	(828)	.0	(828)	.0	19,643	.0	.0	.0	270	12/01/2044	1.A
3138WF-LC-8	FNMA Pool AS5722 MBS 3.500% 09/01/45		06/01/2022	Paydown		26,305	26,305	28,060	28,021	.0	(1,715)	.0	(1,715)	.0	26,305	.0	.0	.0	370	09/01/2045	1.A
3138WJ-UJ-1	FNMA Pool AS8359 MBS 3.000% 11/01/46		06/01/2022	Paydown		25,206	25,206	26,602	26,565	.0	(1,359)	.0	(1,359)	.0	25,206	.0	.0	.0	309	11/01/2046	1.A
3138WK-3E-3	FNMA Pool AS9796 MBS 3.500% 06/01/47		06/01/2022	Paydown		5,587	5,587	5,564	5,564	.0	23	.0	23	.0	5,587	.0	.0	.0	86	06/01/2047	1.A
3138WV-FU-0	FNMA Pool AT7378 MBS 4.500% 10/01/43		06/01/2022	Paydown		22,696	22,696	24,451	24,344	.0	(1,649)	.0	(1,649)	.0	22,696	.0	.0	.0	497	10/01/2043	1.A
3138XH-7G-0	FNMA Pool AV6294 MBS 4.000% 12/01/43		06/01/2022	Paydown		14,633	14,633	15,369	15,318	.0	(685)	.0	(685)	.0	14,633	.0	.0	.0	244	12/01/2043	1.A
3138Y3-2C-4	FNMA Pool AX2570 MBS 4.000% 11/01/44		06/01/2022	Paydown		137,074	137,074	141,968	141,790	.0	(4,715)	.0	(4,715)	.0	137,074	.0	.0	.0	2,103	11/01/2044	1.A
3138YE-HD-2	FNMA Pool AY1127 MBS 3.500% 04/01/45		06/01/2022	Paydown		27,182	27,182	28,295	28,231	.0	(1,049)	.0	(1,049)	.0	27,182	.0	.0	.0	396	04/01/2045	1.A
3138YN-MS-3	FNMA Pool AY8468 MBS 4.000% 08/01/45		06/01/2022	Paydown		1,120	1,120	1,195	1,191	.0	(71)	.0	(71)	.0	1,120	.0	.0	.0	19	08/01/2045	1.A
3138YN-RB-5	FNMA Pool AY8581 MBS 3.500% 08/01/45		06/01/2022	Paydown		12,609	12,609	13,146	13,117	.0	(508)	.0</									

STATEMENT AS OF JUNE 30, 2022 OF THE UnitedHealthcare Community Plan of Ohio, Inc.

SCHEDULE D - PART 4

Show All Long-Term Bonds and Stock Sold, Redeemed or Otherwise Disposed of During the Current Quarter

1	2	3	4	5	6	7	8	9	10	Change In Book/Adjusted Carrying Value					16	17	18	19	20	21	22
										11	12	13	14	15							
CUSIP Ident-ification	Description	For-ign	Disposal Date	Name of Purchaser	Number of Shares of Stock	Consid-eration	Par Value	Actual Cost	Prior Year Book/ Adjusted Carrying Value	Unrealized Valuation Increase/(Decrease)	Current Year's (Amor-tization)/ Accretion	Current Year's Other Than Temporary Impairment Recogn-ized	Total Change in Book/ Adjusted Carrying Value (11 + 12 - 13)	Total Foreign Exchange Change in Book /Adjusted Carrying Value	Book/ Adjusted Carrying Value at Disposal Date	Foreign Exchange Gain (Loss) on Disposal	Realized Gain (Loss) on Disposal	Total Gain (Loss) on Disposal	Bond Interest/ Stock Dividends Received During Year	Stated Con-tractual Maturity Date	NAIC Desig-nation, NAIC Desig-nation Modifier and SVO Admini-strative Symbol
3140KL-DM-1	FNMA Pool BQ1007 MBS 3.000% 07/01/51		06/01/2022	Paydown		23,171	23,171	25,076	25,060	.0	(1,888)	.0	(1,888)	.0	23,171	.0	.0	.0	248	07/01/2051	1.A
3140KR-Q7-7	FNMA Pool BQ5877 MBS 2.500% 11/01/50		06/01/2022	Paydown		13,080	13,080	13,865	13,851	.0	(771)	.0	(771)	.0	13,080	.0	.0	.0	146	11/01/2050	1.A
3140KT-DP-7	FNMA Pool BQ7309 MBS 2.500% 11/01/50		06/01/2022	Paydown		2,166	2,166	2,289	2,286	.0	(121)	.0	(121)	.0	2,166	.0	.0	.0	23	11/01/2050	1.A
3140LQ-AJ-9	FNMA Pool BT1808 MBS 2.500% 06/01/51		06/01/2022	Paydown		28,908	28,908	30,015	29,997	.0	(1,089)	.0	(1,089)	.0	28,908	.0	.0	.0	312	06/01/2051	1.A
3140Q8-KG-9	FNMA Pool CA1194 MBS 4.000% 02/01/48		06/01/2022	Paydown		29,019	29,019	29,985	29,956	.0	(936)	.0	(936)	.0	29,019	.0	.0	.0	460	02/01/2048	1.A
3140QA-AJ-9	FNMA Pool CA2708 MBS 4.000% 05/01/48		06/01/2022	Paydown		27,102	27,102	27,722	27,702	.0	(600)	.0	(600)	.0	27,102	.0	.0	.0	412	05/01/2048	1.A
3140QC-AB-9	FNMA Pool FM2963 MBS 3.000% 02/01/50		06/01/2022	Paydown		30,002	30,002	31,671	31,643	.0	(1,640)	.0	(1,640)	.0	30,002	.0	.0	.0	341	02/01/2050	1.A
3140QE-D9-0	FNMA Pool CA6427 MBS 3.000% 07/01/50		06/01/2022	Paydown		58,504	58,504	61,585	61,507	.0	(3,002)	.0	(3,002)	.0	58,504	.0	.0	.0	715	07/01/2050	1.A
3140QE-DS-8	FNMA Pool CA6412 MBS 2.500% 07/01/50		06/01/2022	Paydown		30,503	30,503	32,147	32,121	.0	(1,618)	.0	(1,618)	.0	30,503	.0	.0	.0	310	07/01/2050	1.A
3140QE-LU-4	FNMA Pool CA6638 MBS 2.500% 08/01/50		06/01/2022	Paydown		44,371	44,371	46,791	46,717	.0	(2,346)	.0	(2,346)	.0	44,371	.0	.0	.0	476	08/01/2050	1.A
3140QE-XQ-0	FNMA Pool CA6986 MBS 2.000% 09/01/50		06/01/2022	Paydown		18,205	18,205	18,895	18,883	.0	(678)	.0	(678)	.0	18,205	.0	.0	.0	146	09/01/2050	1.A
3140QF-5F-2	FNMA Pool CA8045 MBS 2.500% 12/01/50		06/01/2022	Paydown		37,061	37,061	39,198	39,166	.0	(2,104)	.0	(2,104)	.0	37,061	.0	.0	.0	363	12/01/2050	1.A
3140QF-A2-5	FNMA Pool CA7224 MBS 2.000% 10/01/50		06/01/2022	Paydown		30,292	30,292	31,438	31,415	.0	(1,123)	.0	(1,123)	.0	30,292	.0	.0	.0	246	10/01/2050	1.A
3140QF-A3-3	FNMA Pool CA7225 MBS 2.000% 10/01/50		06/01/2022	Paydown		23,178	23,178	24,069	24,051	.0	(873)	.0	(873)	.0	23,178	.0	.0	.0	195	10/01/2050	1.A
3140QF-S2-6	FNMA Pool CA7725 MBS 2.500% 11/01/50		06/01/2022	Paydown		32,630	32,630	34,470	34,421	.0	(1,791)	.0	(1,791)	.0	32,630	.0	.0	.0	340	11/01/2050	1.A
3140QF-S4-2	FNMA Pool CA7738 MBS 2.500% 11/01/50		06/01/2022	Paydown		48,243	48,243	50,942	50,898	.0	(2,655)	.0	(2,655)	.0	48,243	.0	.0	.0	516	11/01/2050	1.A
3140QG-A9-8	FNMA Pool CA8131 MBS 2.500% 12/01/50		06/01/2022	Paydown		36,538	36,538	38,616	38,568	.0	(2,031)	.0	(2,031)	.0	36,538	.0	.0	.0	362	12/01/2050	1.A
3140QG-AU-1	FNMA Pool CA8118 MBS 2.000% 12/01/50		06/01/2022	Paydown		34,859	34,859	36,232	36,205	.0	(1,346)	.0	(1,346)	.0	34,859	.0	.0	.0	295	12/01/2050	1.A
3140QG-ED-5	FNMA Pool CA8231 MBS 2.500% 12/01/50		06/01/2022	Paydown		50,771	50,771	54,076	54,029	.0	(3,258)	.0	(3,258)	.0	50,771	.0	.0	.0	523	12/01/2050	1.A
3140QG-PL-5	FNMA Pool CA8526 MBS 2.500% 01/01/51		06/01/2022	Paydown		23,720	23,720	24,899	24,882	.0	(1,162)	.0	(1,162)	.0	23,720	.0	.0	.0	238	01/01/2051	1.A
3140QG-RW-9	FNMA Pool CA8600 MBS 2.500% 01/01/51		06/01/2022	Paydown		42,652	42,652	44,145	44,121	.0	(1,469)	.0	(1,469)	.0	42,652	.0	.0	.0	437	01/01/2051	1.A
3140QK-5J-3	FNMA Pool CB0281 MBS 3.000% 06/01/51		06/01/2022	Paydown		29,757	29,757	31,738	31,730	.0	(1,973)	.0	(1,973)	.0	29,757	.0	.0	.0	411	06/01/2051	1.A
3140QK-F4-5	FNMA Pool CB0186 MBS 3.000% 04/01/51		06/01/2022	Paydown		20,575	20,575	21,841	21,837	.0	(1,262)	.0	(1,262)	.0	20,575	.0	.0	.0	300	04/01/2051	1.A
3140QK-GB-8	FNMA Pool CB0193 MBS 3.000% 04/01/51		06/01/2022	Paydown		48,780	48,780	51,805	51,749	.0	(2,970)	.0	(2,970)	.0	48,780	.0	.0	.0	562	04/01/2051	1.A
3140QK-NP-9	FNMA Pool CB0397 MBS 3.000% 05/01/51		06/01/2022	Paydown		57,563	57,563	61,026	60,944	.0	(3,382)	.0	(3,382)	.0	57,563	.0	.0	.0	705	05/01/2051	1.A
3140QK-ZA-9	FNMA Pool CB0736 MBS 3.000% 06/01/51		06/01/2022	Paydown		21,267	21,267	22,623	22,618	.0	(1,351)	.0	(1,351)	.0	21,267	.0	.0	.0	260	06/01/2051	1.A
3140QL-D2-9	FNMA Pool FN CB1020 MBS 2.000% 07/01/51		06/01/2022	Paydown		14,739	14,739	14,971	14,968	.0	(230)	.0	(230)	.0	14,739	.0	.0	.0	121	07/01/2051	1.A
3140QM-VQ-4	FNMA Pool CB2422 MBS 3.000% 12/01/51		06/01/2022	Paydown		16,439	16,439	17,099	.0	.0	(660)	.0	(660)	.0	16,439	.0	.0	.0	157	12/01/2051	1.A
3140X4-D8-6	FNMA Pool FM1026 MBS 3.500% 02/01/48		06/01/2022	Paydown		18,003	18,003	18,583	18,567	.0	(563)	.0	(563)	.0	18,003	.0	.0	.0	255	02/01/2048	1.A
3140X4-DF-0	FNMA Pool FM1001 MBS 3.500% 11/01/48		06/01/2022	Paydown		6,562	6,562	6,754	6,751	.0	(189)	.0	(189)	.0	6,562	.0	.0	.0	92	11/01/2048	1.A
3140X4-PB-6	FNMA Pool FM1317 MBS 4.000% 10/01/48		06/01/2022	Paydown		15,717	15,717	16,623	16,601	.0	(884)	.0	(884)	.0	15,717	.0	.0	.0	248	10/01/2048	1.A
3140X4-TQ-9	FNMA Pool FM1458 MBS 4.500% 04/01/49		06/01/2022	Paydown		24,721	24,721	26,046	26,018	.0	(1,297)	.0	(1,297)	.0	24,721	.0	.0	.0	443	04/01/2049	1.A
3140X4-VZ-6	FNMA Pool FM1531 MBS 3.500% 03/01/48		06/01/2022	Paydown		22,592	22,592	23,656	23,634	.0	(1,042)	.0	(1,042)	.0	22,592	.0	.0	.0	323	03/01/2048	1.A
3140X5-WX-7	FNMA Pool FM2461 MBS 3.500% 03/01/50		06/01/2022	Paydown		15,375	15,375	16,069	16,051	.0	(675)	.0	(675)	.0	15,375	.0	.0	.0	210	03/01/2050	1.A
3140X6-JH-5	FNMA Pool FM2963 MBS 3.000% 02/01/50		06/01/2022	Paydown		22,141	22,141	23,466	23,445	.0	(1,304)	.0	(1,304)	.0	22,141	.0	.0	.0	272	02/01/2050	1.A
3140X8-3G-0	FNMA Pool FM5298 MBS 3.500% 10/01/50		06/01/2022	Paydown		63,078	63,078	66,784	66,727	.0	(3,649)	.0	(3,649)	.0	63,078	.0	.0	.0	854	10/01/2050	1.A
3140X8-EE-3	FNMA Pool FM4632 MBS 2.000% 10/01/50		06/01/2022	Paydown		38,177	38,177	39,863	39,834	.0	(1,658)	.0	(1,658)	.0	38,177	.0	.0	.0	333	10/01/2050	1.A
3140X8-NS-2	FNMA Pool FM4911 MBS 2.500% 11/01/50		06/01/2022	Paydown		3,793	3,793	4,001	3,998	.0	(205)	.0	(205)	.0	3,793	.0	.0	.0	35	11/01/2050	1.A
3140XC-6B-9	FNMA Pool FM8965 MBS 2.500% 10/01/51		06/01/2022	Paydown		75,576	75,576	78,776	78,760	.0	(3,184)	.0	(3,184)	.0	75,576	.0	.0	.0	803	10/01/2051	1.A
3140XC-N6-1	FNMA Pool FM8512 MBS 2.500% 08/01/51		06/01/2022	Paydown		74,888	74,888	79,241	79,200	.0	(4,312)	.0	(4,312)	.0	74,888	.0	.0	.0	769	08/01/2051	1.A
3140XC-ZA-9	FNMA Pool FM8836 MBS 3.000% 11/01/50		06/01/2022	Paydown		18,166	18,166	19,051	.0	.0	(886)	.0	(886)	.0	18,166	.0	.0	.0	165	11/01/2050	1.A
3140XE-AT-1	FNMA Pool FM9917 MBS 3.000% 12/01/51		06/01/2022	Paydown		94															

STATEMENT AS OF JUNE 30, 2022 OF THE UnitedHealthcare Community Plan of Ohio, Inc.

SCHEDULE D - PART 4

Show All Long-Term Bonds and Stock Sold, Redeemed or Otherwise Disposed of During the Current Quarter

1	2	3	4	5	6	7	8	9	10	Change In Book/Adjusted Carrying Value					16	17	18	19	20	21	22
										11	12	13	14	15							
CUSIP Ident-ification	Description	For-eign	Disposal Date	Name of Purchaser	Number of Shares of Stock	Consid-eration	Par Value	Actual Cost	Prior Year Book/ Adjusted Carrying Value	Unrealized Valuation Increase/ (Decrease)	Current Year's (Amor-tization)/ Accretion	Current Year's Other Than Temporary Impairment Recog-nized	Total Change in Book/ Adjusted Carrying Value (11 + 12 - 13)	Total Foreign Exchange Change in Book /Adjusted Carrying Value	Book/ Adjusted Carrying Value at Disposal Date	Foreign Exchange Gain (Loss) on Disposal	Realized Gain (Loss) on Disposal	Total Gain (Loss) on Disposal	Bond Interest/ Stock Dividends Received During Year	Stated Con-tractual Maturity Date	NAIC Desig-nation, NAIC Desig-nation Modifier and SVO Admini-strative Symbol
31418D-YB-2	FNMA Pool MA4305 MBS 2.000% 04/01/51		06/01/2022	Paydown		30,219	30,219	30,190	30,190	.0	28	.0	28	.0	30,219	.0	.0	.0	249	04/01/2051	1.A
31418V-CB-6	FNMA Pool AD7265 MBS 4.000% 07/01/25		06/01/2022	Paydown		5,474	5,474	5,732	5,570	.0	(96)	.0	(96)	.0	5,474	.0	.0	.0	79	07/01/2025	1.A
35563P-JK-6	FHLMC 2019-1 M5SD RMBS 4.000% 07/25/58		06/01/2022	Paydown		15,056	15,056	15,420	15,291	.0	(236)	.0	(236)	.0	15,056	.0	.0	.0	244	07/25/2058	1.A
0909999999	Subtotal - Bonds - U.S. Special Revenues					3,428,964	3,428,964	3,584,791	3,234,949	0	(149,432)	0	(149,432)	0	3,428,964	0	0	0	42,776	XXX	XXX
00217F-AB-1	ARI Fleet Lease ARIFL 2021-A A2 ABS Prv Plc 0.370% 03/15/30		06/15/2022	Paydown		224,472	224,472	224,451	224,458	.0	.14	.0	.14	.0	224,472	.0	.0	.0	.413	03/15/2030	1.A FE
025816-CN-7	AMERICAN EXPRESS Corp Note Call Prv Plc 3.300% 05/03/27		04/25/2022	Tax Free Exchange		1,163,691	1,157,000	1,164,182	1,164,080	.0	(388)	.0	(388)	.0	1,163,691	.0	.0	.0	18,242	05/03/2027	1.F FE
03066P-AC-3	AmeriCredit Auto AMCAR 2020-3 A3 ABS 0.530% 06/18/25		06/18/2022	Paydown		154,508	154,508	154,487	154,498	.0	.10	.0	.10	.0	154,508	.0	.0	.0	382	06/18/2025	1.A FE
05531F-BG-7	BB&T CORPORATION Corp Note Call 3.050% 06/20/22		05/20/2022	Call 100.0000		500,000	500,000	511,630	501,730	.0	(1,730)	.0	(1,730)	.0	500,000	.0	.0	.0	6,354	06/20/2022	1.G FE
056054-AA-7	BX Trust BX 2019-XL A CMBS Prv Plc 2.202% 10/15/36		06/15/2022	Paydown		52,410	52,410	52,492	52,435	.0	(25)	.0	(25)	.0	52,410	.0	.0	.0	230	10/15/2036	1.A FM
05608W-AA-2	BX Trust BX 2021-SOAR A CMBS Prv Plc 1.952% 06/15/38		06/15/2022	Paydown		2,556	2,556	2,556	2,556	.0	.0	.0	.0	.0	2,556	.0	.0	.0	13	06/15/2038	1.A FM
06051G-GK-9	BANK OF AMER CRP Corp Note Call MW 2.881% 04/24/23		04/24/2022	Call 100.0000		410,000	410,000	400,824	407,481	.0	585	.0	585	.0	408,066	.0	1,934	1,934	5,906	04/24/2023	1.G FE
11135F-CB-4	BROADCOM INC Corp Note Call MW 4.700% 04/15/25		04/15/2022	Call 104.3600		219,156	210,000	209,981	209,997	.0	.0	.0	.0	.0	209,997	.0	.3	.3	14,091	04/15/2025	2.C FE
12510F-AB-0	CCG Receivables CCG 2019-2 A2 ABS Prv Plc 2.110% 03/15/27		06/14/2022	Paydown		55,548	55,548	55,542	55,546	.0	.2	.0	.2	.0	55,548	.0	.0	.0	483	03/15/2027	1.A FE
12591K-AD-7	COMM MORTGAGE TR COMM 2013-CR12 A3 CMBS 3.765% 10/10/46		06/01/2022	Paydown		12,598	12,598	12,749	12,640	.0	(42)	.0	(42)	.0	12,598	.0	.0	.0	239	10/10/2046	1.A FM
12597P-AC-2	CNH Equipment Tr CNH 2020-A A3 ABS 1.160% 06/16/25		06/15/2022	Paydown		25,212	25,212	25,207	25,210	.0	.2	.0	.2	.0	25,212	.0	.0	.0	112	06/16/2025	1.A FE
126416-AA-4	Credit Suisse Mortgage Trust CSMC 2022-NQM! A1 RMBS Prv Plc 2.265% 11/25/66		06/01/2022	Paydown		11,099	11,099	11,099	.0	.0	.0	.0	.0	.0	11,099	.0	.0	.0	79	11/25/2066	1.A FE
126650-CK-4	CVS HEALTH CORP Corp Note Call MW 3.500% 07/20/22		05/31/2022	Call 100.0000		575,000	575,000	574,615	574,944	.0	.42	.0	.42	.0	574,986	.0	14	14	17,386	07/20/2022	2.B FE
20825C-AZ-7	CONOCOPHILLIPS Corp Note Call MW Prv Plc 2.400% 02/15/31		05/06/2022	Tax Free Exchange		482,813	480,000	482,797	482,914	.0	(101)	.0	(101)	.0	482,813	.0	.0	.0	8,352	02/15/2031	1.G FE
20826F-AQ-9	CONOCOPHIL CO Corp Note Call MW 4.950% 03/15/26		05/11/2022	Call 105.5352		685,979	650,000	759,662	744,617	.0	(8,358)	.0	(8,358)	.0	736,259	.0	(86,259)	(86,259)	57,072	03/15/2026	1.G FE
28166L-AA-2	EDVES 2021-A A EDVES 2021-A A ABS Prv Plc 1.800% 11/25/45		06/25/2022	Paydown		4,653	4,653	4,648	4,648	.0	.5	.0	.5	.0	4,653	.0	.0	.0	34	11/25/2045	1.A FE
29374E-AB-2	EFF 2021-1 A2 EFF 2021-1 A2 ABS Prv Plc 0.440% 12/21/26		06/20/2022	Paydown		58,339	58,339	58,336	58,337	.0	.2	.0	.2	.0	58,339	.0	.0	.0	107	12/21/2026	1.A FE
30298D-AF-6	FRESB Multifamil FRESB 2019-SB64 A10F CMBS 2.710% 05/25/29		06/01/2022	Paydown		20,665	20,665	21,376	21,140	.0	(475)	.0	(475)	.0	20,665	.0	.0	.0	255	05/25/2029	1.B FE
31573C-AA-3	Ellington Financial Mtge Trust EFMT 2022-1 A1 RMBS Prv Plc 2.206% 01/25/67		06/01/2022	Paydown		46,002	46,002	46,001	.0	.0	.1	.0	.1	.0	46,002	.0	.0	.0	349	01/25/2067	1.A FE
31574X-AA-6	ELLINGTON FINANCIAL MTGE TR EFMT 20201-1 A1 RMBS PRV PLC 0.797% 02/25/66		06/01/2022	Paydown		11,054	11,054	11,054	11,052	.0	.2	.0	.2	.0	11,054	.0	.0	.0	37	02/25/2066	1.A FM
36252T-AS-4	GS MORTGAGE SECU GSMS 2016-GS2 AAB CMBS 2.922% 05/10/49		05/01/2022	Paydown		34,488	34,488	33,584	34,129	.0	359	.0	359	.0	34,488	.0	.0	.0	380	05/10/2049	1.A FM
43815M-AC-0	Honda Auto Recei HAROT 2019-2 A3 ABS 2.520% 06/21/23		06/21/2022	Paydown		117,528	117,528	117,523	117,525	.0	.3	.0	.3	.0	117,528	.0	.0	.0	1,222	06/21/2023	1.A FE
48254C-AA-3	KKR Industrial P KIND 2021-KD1P A CMBS Prv Plc 1.832% 12/15/37		05/15/2022	Paydown		268,452	268,452	268,452	268,452	.0	.0	.0	.0	.0	268,452	.0	.0	.0	925	12/15/2037	1.A FM
49271V-AG-5	KEURIG DR PEPPER Corp Note Call MW 4.057% 05/25/23		04/22/2022	Call 101.9160		203,832	200,000	210,344	203,735	.0	(859)	.0	(859)	.0	202,876	.0	(2,876)	(2,876)	7,145	05/25/2023	2.B FE
49327M-2S-2	KEY BANK NA Corp Note 2.400% 06/09/22		06/09/2022	Maturity		265,000	265,000	264,913	264,992	.0	.8	.0	.8	.0	265,000	.0	.0	.0	3,180	06/09/2022	1.G FE

STATEMENT AS OF JUNE 30, 2022 OF THE UnitedHealthcare Community Plan of Ohio, Inc.

SCHEDULE D - PART 4

Show All Long-Term Bonds and Stock Sold, Redeemed or Otherwise Disposed of During the Current Quarter

1	2	3	4	5	6	7	8	9	10	Change In Book/Adjusted Carrying Value					16	17	18	19	20	21	22
										11	12	13	14	15							
CUSIP Identification	Description	For- eign	Disposal Date	Name of Purchaser	Number of Shares of Stock	Consid- eration	Par Value	Actual Cost	Prior Year Book/ Adjusted Carrying Value	Unrealized Valuation Increase/ (Decrease)	Current Year's (Amor- tization)/ Accretion	Current Year's Other Than Temporary Impairment Recog- nized	Total Change in Book/ Adjusted Carrying Value (11 + 12 - 13)	Total Foreign Exchange Change in Book /Adjusted Carrying Value	Book/ Adjusted Carrying Value at Disposal Date	Foreign Exchange Gain (Loss) on Disposal	Realized Gain (Loss) on Disposal	Total Gain (Loss) on Disposal	Bond Interest/ Stock Dividends Received During Year	Stated Con- tractual Maturity Date	NAIC Desig- nation, NAIC Desig- nation Modifier and SVO Admini- strative Symbol
..494550-BL-9	KINDER MORGAN EN Corp Note Call MW 3.950% 09/01/22		06/01/2022	Call 100.0000		100,000	100,000	100,088	100,010	0	(10)	0	(10)	0	100,000	0	0	0	2,963	09/01/2022	2.B FE
..50116Y-AC-5	KCOT 2020-2A A3 KCOT 2020-2A A3 ABS PRV PLC 0.590% 10/15/24		06/15/2022	Paydown		27,217	27,217	27,212	27,215	0	2	0	2	0	27,217	0	0	0	80	10/15/2024	1.A FE
..539830-BH-1	LOCKHEED MARTIN Corp Note Call MW 3.550% 01/15/26		05/11/2022	Call 101.0342		569,833	564,000	624,205	608,080	0	(4,097)	0	(4,097)	0	603,983	0	(39,983)	(39,983)	22,295	01/15/2026	1.G FE
..55283F-AA-6	MFRA Trust MFRA 2021-NQM1 A1 RMBS Prv Plc 1.153% 04/25/65		06/25/2022	Paydown		7,434	7,434	7,434	7,434	0	0	0	0	0	7,434	0	0	0	35	04/25/2065	1.A FE
..58770F-AC-6	Mercedes-Benz Au MBALT 2020-A A3 ABS 1.840% 12/15/22		04/15/2022	Paydown		91,682	91,682	91,669	91,678	0	4	0	4	0	91,682	0	0	0	562	12/15/2022	1.A FE
..61744Y-AH-1	MORGAN STANLEY Corp Note Non Call 2.750% 05/19/22		05/19/2022	Maturity		485,000	485,000	487,284	485,188	0	(188)	0	(188)	0	485,000	0	0	0	6,669	05/19/2022	1.G FE
..61946Q-AA-9	Mosaic Solar Loa MSAIC 2022-1A A ABS Prv Plc 2.640% 01/20/53		06/20/2022	Paydown		23,455	23,455	22,588	0	0	867	0	867	0	23,455	0	0	0	112	01/20/2053	1.D FE
..63942C-AA-0	Navient Student NAVSL 2021-DA A ABS PRV PLC 2.010% 04/15/60		06/15/2022	Paydown		30,309	30,309	30,309	30,309	0	0	0	0	0	30,309	0	0	0	170	04/15/2060	1.A FE
..63942E-AA-6	Navient Student NAVSL 2021-EA A ABS Prv Plc 0.970% 12/16/69		06/15/2022	Paydown		17,117	17,117	17,113	17,114	0	4	0	4	0	17,117	0	0	0	66	12/16/2069	1.A FE
..63942M-AA-8	Navient Student NAVSL 2022-A A ABS Prv Plc 2.230% 07/15/70		06/15/2022	Paydown		44,511	44,511	44,510	0	0	1	0	1	0	44,511	0	0	0	244	07/15/2070	1.A FE
..64034Q-AA-6	Nelnet Student L NSLT 2021-BA AFL ABS Prv Plc 2.375% 04/20/62		06/21/2022	Paydown		31,109	31,109	31,109	31,109	0	0	0	0	0	31,109	0	0	0	136	04/20/2062	1.A FE
..64034Q-AB-4	Nelnet Student L NSLT 2021-BA AFX ABS Prv Plc 1.420% 04/20/62		06/20/2022	Paydown		24,887	24,887	24,883	24,883	0	4	0	4	0	24,887	0	0	0	143	04/20/2062	1.A FE
..64035D-AA-4	Nelnet Student L NSLT 2021-A A1 ABS Prv Plc 2.412% 04/20/62		06/21/2022	Paydown		23,591	23,591	23,568	23,571	0	20	0	20	0	23,591	0	0	0	105	04/20/2062	1.A FE
..64035D-AD-8	Nelnet Student L NSLT 2021-A APT2 ABS Prv Plc 1.360% 04/20/62		06/20/2022	Paydown		25,793	25,793	25,763	25,766	0	27	0	27	0	25,793	0	0	0	141	04/20/2062	1.A FE
..718549-AF-5	PHILLIPS 66 PTNR Corp Note Call 3.750% 03/01/28		05/03/2022	Tax Free Exchange		388,345	390,000	387,333	388,261	0	84	0	84	0	388,345	0	0	0	9,831	03/01/2028	2.C FE
..74938F-AE-8	Woodward Capital Management ROKT 2022-1 A5 RMBS Prv Plc 2.500% 01/25/52		06/01/2022	Paydown		12,661	12,661	12,610	0	0	51	0	51	0	12,661	0	0	0	114	01/25/2052	1.A FE
..78450F-AA-5	SMB Private Educ SMB 2022-A APT ABS Prv Plc 2.850% 11/16/54		06/15/2022	Paydown		83,776	83,776	83,264	0	0	513	0	513	0	83,776	0	0	0	379	11/16/2054	1.A FE
..80286W-AD-8	Santander Drive SDART 2020-4 A3 ABS 0.480% 07/15/24		04/15/2022	Paydown		138,990	138,990	138,969	138,986	0	4	0	4	0	138,990	0	0	0	222	07/15/2024	1.A FE
..85573E-AA-5	Starvest Emerging Markets CBO STAR 2020-INV1 A1 RMBS Prv Plc 1.027% 11/25/55		06/01/2022	Paydown		12,722	12,722	12,722	12,720	0	2	0	2	0	12,722	0	0	0	54	11/25/2055	1.A FE
..85573G-AA-0	STARWOOD RESIDENTIAL MORTGAGE STAR 2021-1 A1 RMBS Prv Plc 1.219% 05/25/65		06/01/2022	Paydown		71,836	71,836	71,834	71,813	0	22	0	22	0	71,836	0	0	0	352	05/25/2065	1.A FE
..857477-AZ-6	STATE STREET CRP Corp Note Call 2.653% 05/15/23		05/15/2022	Call 100.0000		725,000	725,000	719,963	723,575	0	378	0	378	0	723,954	0	1,046	1,046	9,617	05/15/2023	1.F FE
..89232H-AC-9	Toyota Auto Rece TOAT 2020-A A3 ABS 1.660% 05/15/24		06/15/2022	Paydown		140,755	140,755	140,745	140,750	0	5	0	5	0	140,755	0	0	0	961	05/15/2024	1.A FE
..92888B-AC-3	Volvo Financial VFET 2019-2A A3 ABS Prv Plc 2.040% 11/15/23		06/15/2022	Paydown		193,795	193,795	193,768	193,786	0	9	0	9	0	193,795	0	0	0	1,600	11/15/2023	1.A FE
..92890K-AZ-8	WF-RBS COMMERCIA WFRBS 2014-C22 A4 CMBS 3.488% 09/15/57		06/01/2022	Paydown		3,587	3,587	3,792	3,621	0	(33)	0	(33)	0	3,587	0	0	0	63	09/15/2057	1.A FM
..94106L-AY-5	WASTE MANAGEMENT Corp Note Call MW 20BP 2.900% 09/15/22		06/15/2022	Call 100.0000		100,000	100,000	93,570	99,426	0	369	0	369	0	99,794	0	206	206	2,175	09/15/2022	2.A FE
..98162H-AC-4	World Omni Autom WOLS 2020-A A3 ABS 1.700% 01/17/23		06/15/2022	Paydown		261,693	261,693	261,668	261,685	0	8	0	8	0	261,693	0	0	0	1,869	01/17/2023	1.A FE
..00176D-AQ-2	American Money Management AMMC 2013-13A A1R2 QLO Prv Plc 2.234% 07/24/29	D	04/25/2022	Paydown		1,419	1,419	1,419	1,419	0	0	0	0	0	1,419	0	0	0	9	07/24/2029	1.A FE

STATEMENT AS OF JUNE 30, 2022 OF THE UnitedHealthcare Community Plan of Ohio, Inc.

SCHEDULE D - PART 4

Show All Long-Term Bonds and Stock Sold, Redeemed or Otherwise Disposed of During the Current Quarter

1	2	3	4	5	6	7	8	9	10	Change In Book/Adjusted Carrying Value					16	17	18	19	20	21	22
										11	12	13	14	15							
CUSIP Ident- ification	Description	For- eign	Disposal Date	Name of Purchaser	Number of Shares of Stock	Consid- eration	Par Value	Actual Cost	Prior Year Book/ Adjusted Carrying Value	Unrealized Valuation Increase/ (Decrease)	Current Year's (Amor- tization)/ Accretion	Current Year's Other Than Temporary Impairment Recog- nized	Total Change in Book/ Adjusted Carrying Value (11 + 12 - 13)	Total Foreign Exchange Change in Book /Adjusted Carrying Value	Book/ Adjusted Carrying Value at Disposal Date	Foreign Exchange Gain (Loss) on Disposal	Realized Gain (Loss) on Disposal	Total Gain (Loss) on Disposal	Bond Interest/ Stock Dividends Received During Year	Stated Con- tractual Maturity Date	NAIC Desig- nation, NAIC Desig- nation Modifier and SVO Admini- strative Symbol
03330A-AA-0	ANCHORAGE CAPITAL CLO LTD ANCHC 2014-3RA A CLO Prv Plc 2.288% 01/28/31	D	04/28/2022	Paydown		1,862	1,862	1,864	1,863	0	(1)	0	(1)	0	1,862	0	0	0	12	01/28/2031	1.A FE
12550L-AS-1	CIFC Funding Ltd CLO CIFC 2015-2A AR2 CLO Prv Plc 2.054% 04/15/30	D	05/26/2022	Paydown		900,000	900,000	900,000	900,000	0	0	0	0	0	900,000	0	0	0	7,520	04/15/2030	1.A FE
62954H-AD-0	NXP BV/NXP FDG Corp Note Call MW Prv Plc 3.400% 05/01/30	D	05/16/2022	Tax Free Exchange		29,938	30,000	29,924	29,935	0	3	0	3	0	29,938	0	0	0	553	05/01/2030	2.B FE
1109999999. Subtotal - Bonds - Industrial and Miscellaneous (Unaffiliated)						10,173,372	10,110,785	10,289,685	10,037,313	0	(12,895)	0	(12,895)	0	10,244,487	0	(125,915)	(125,915)	212,040	XXX	XXX
2509999997. Total - Bonds - Part 4						14,657,327	14,594,740	15,095,172	14,326,839	0	(161,915)	0	(161,915)	0	14,728,442	0	(125,915)	(125,915)	286,189	XXX	XXX
2509999998. Total - Bonds - Part 5						XXX	XXX	XXX	XXX	XXX	XXX	XXX	XXX	XXX	XXX	XXX	XXX	XXX	XXX	XXX	XXX
2509999999. Total - Bonds						14,657,327	14,594,740	15,095,172	14,326,839	0	(161,915)	0	(161,915)	0	14,728,442	0	(125,915)	(125,915)	286,189	XXX	XXX
4509999997. Total - Preferred Stocks - Part 4						0	XXX	0	0	0	0	0	0	0	0	0	0	0	0	XXX	XXX
4509999998. Total - Preferred Stocks - Part 5						XXX	XXX	XXX	XXX	XXX	XXX	XXX	XXX	XXX	XXX	XXX	XXX	XXX	XXX	XXX	XXX
4509999999. Total - Preferred Stocks						0	XXX	0	0	0	0	0	0	0	0	0	0	0	0	XXX	XXX
5989999997. Total - Common Stocks - Part 4						0	XXX	0	0	0	0	0	0	0	0	0	0	0	0	XXX	XXX
5989999998. Total - Common Stocks - Part 5						XXX	XXX	XXX	XXX	XXX	XXX	XXX	XXX	XXX	XXX	XXX	XXX	XXX	XXX	XXX	XXX
5989999999. Total - Common Stocks						0	XXX	0	0	0	0	0	0	0	0	0	0	0	0	XXX	XXX
5999999999. Total - Preferred and Common Stocks						0	XXX	0	0	0	0	0	0	0	0	0	0	0	0	XXX	XXX
6009999999 - Totals						14,657,327	XXX	15,095,172	14,326,839	0	(161,915)	0	(161,915)	0	14,728,442	0	(125,915)	(125,915)	286,189	XXX	XXX

Schedule DB - Part A - Section 1 - Options, Caps, Floors, Collars, Swaps and Forwards Open
N O N E

Schedule DB - Part B - Section 1 - Futures Contracts Open
N O N E

Schedule DB - Part B - Section 1B - Brokers with whom cash deposits have been made
N O N E

Schedule DB - Part D - Section 1 - Counterparty Exposure for Derivative Instruments Open
N O N E

Schedule DB - Part D-Section 2 - Collateral for Derivative Instruments Open - Pledged By
N O N E

Schedule DB - Part D-Section 2 - Collateral for Derivative Instruments Open - Pledged To
N O N E

Schedule DB - Part E - Derivatives Hedging Variable Annuity Guarantees
N O N E

Schedule DL - Part 1 - Reinvested Collateral Assets Owned
N O N E

Schedule DL - Part 2 - Reinvested Collateral Assets Owned
N O N E

STATEMENT AS OF JUNE 30, 2022 OF THE UnitedHealthcare Community Plan of Ohio, Inc.

SCHEDULE E - PART 1 - CASH

Month End Depository Balances

[illegible]

STATEMENT AS OF JUNE 30, 2022 OF THE UnitedHealthcare Community Plan of Ohio, Inc.

SCHEDULE E - PART 2 - CASH EQUIVALENTS

Show Investments Owned End of Current Quarter

1	2	3	4	5	6	7	8	9
CUSIP	Description	Code	Date Acquired	Rate of Interest	Maturity Date	Book/Adjusted Carrying Value	Amount of Interest Due and Accrued	Amount Received During Year
0109999999. Total - U.S. Government Bonds						0	0	0
0309999999. Total - All Other Government Bonds						0	0	0
0509999999. Total - U.S. States, Territories and Possessions Bonds						0	0	0
0709999999. Total - U.S. Political Subdivisions Bonds						0	0	0
0909999999. Total - U.S. Special Revenues Bonds						0	0	0
1109999999. Total - Industrial and Miscellaneous (Unaffiliated) Bonds						0	0	0
1309999999. Total - Hybrid Securities						0	0	0
1509999999. Total - Parent, Subsidiaries and Affiliates Bonds						0	0	0
1909999999. Subtotal - Unaffiliated Bank Loans						0	0	0
2419999999. Total - Issuer Obligations						0	0	0
2429999999. Total - Residential Mortgage-Backed Securities						0	0	0
2439999999. Total - Commercial Mortgage-Backed Securities						0	0	0
2449999999. Total - Other Loan-Backed and Structured Securities						0	0	0
2459999999. Total - SVO Identified Funds						0	0	0
2469999999. Total - Affiliated Bank Loans						0	0	0
2479999999. Total - Unaffiliated Bank Loans						0	0	0
2509999999. Total Bonds						0	0	0
09248U-71-8	BlackRock Liquidity Funds T-Fund Port06/24/2022	0.000		1,005,01208,166
31846V-54-2	First American Treasury Obligations Fund Z06/09/2022	0.000		9,40905,924
38141W-32-3	Goldman Sachs Treasury Obligations Fund06/01/2022	0.000		30,7370	1,040
38142B-50-0	Goldman Sachs Financial Square Tr In Fd06/01/2022	0.000		7,0530147
38142B-88-0	Goldman Sachs Financial Square Federal Fund06/09/2022	0.000		13,000,0560	13,082
61747C-58-2	Morgan Stanley Institutional Liquidity Fund Treasury Port06/21/2022	0.000		34,008,8020	12,801
825252-40-6	Invesco AIM STIT TREASURY MMF06/01/2022	0.000		3,1490402
94975H-29-6	Wells Fargo Treasury Plus MMKT Fund - Inst06/01/2022	0.000		7,0040	1,130
8209999999. Subtotal - Exempt Money Market Mutual Funds - as Identified by the SVO						48,071,222	0	42,692
147539-67-0	DEUTSCHE INV MGT CASH ACCT GOV/AGENCY DWS-IST06/01/2022	0.000		16,520027
25160K-20-7	DEUTSCHE GOV MMKT Gov Series Ins Shares06/01/2022	0.000		1,7150829
262006-88-5	Dreyfus Govt Cash Mgmt - Inst06/01/2022	0.000		8,8440607
38141W-27-3	Goldman Sachs Government Fund06/21/2022	0.000		1,763015,172
40428X-10-7	HSBC HSBC US GOVT MMKT-I06/01/2022	0.000		5,4400666
4812C0-67-0	JP Morgan US Govt MMKT CP06/01/2022	0.000		4,356066
61747C-70-7	Morgan Stanley Institutional Liquidity Fund Government Port06/24/2022	0.000		11,007,675020
665278-70-1	Northern Inst Govt Select Port06/30/2022	0.000		4,231,4730	3,749
69351J-15-7	PNC GOVT MONEY MARKET FUND06/01/2022	0.000		413,65200
74926P-69-6	RBC US Government Money Market06/01/2022	0.000		3,459031
825252-88-5	Invesco AIM STIT GOVT & AGENCY-INST MMF06/16/2022	0.000		11,003,8350	34,548
8309999999. Subtotal - All Other Money Market Mutual Funds						26,698,732	0	55,715
..... UHC Liquidity Pool Pro Rata Share Portion06/30/2022	0.000		381,1310977
8409999999. Subtotal - Qualified Cash Pools Under SSAP No. 2R						381,131	0	977
8609999999 - Total Cash Equivalents						75,151,085	0	99,384