



QUARTERLY STATEMENT  
AS OF MARCH 31, 2022  
OF THE CONDITION AND AFFAIRS OF THE  
CZECH CATHOLIC UNION

NAIC Group Code.....0000.....0000.....NAIC Company Code.....56324.....Employer's ID Number.....34-0105780.....  
(Current) (Prior)  
Organized under the Laws of.....OH.....State of Domicile or Port of Entry.....OH.....  
Country of Domicile.....US.....  
Licensed as business type:.....Fraternal Benefit Societies.....  
Incorporated/Organized.....01/01/1879.....Commenced Business.....01/01/1879.....  
Statutory Home Office.....5349 Dolloff Road.....Cleveland, OH, US 44127.....  
Main Administrative Office.....5349 Dolloff Road.....  
Cleveland, OH, US 44127.....216-341-0444.....  
(Telephone Number)  
Mail Address.....5349 Dolloff Road.....Cleveland, OH, US 44127.....  
Primary Location of Books and  
Records.....5349 Dolloff Road.....  
Cleveland, OH, US 44127.....216-341-0444.....  
(Telephone Number)  
Internet Website Address.....WWW.CZECHCCU.ORG.....  
Statutory Statement Contact.....Theresa Aveni.....216-341-0444.....  
(Telephone Number)  
theresa@czechccu.org.....216-341-0711.....  
(E-Mail Address) (Fax Number)

OFFICERS  
.....Theresa Aveni, President.....  
.....Jane M. Milczewski, Secretary.....  
OTHER  
.....Robert Cermak, Past President.....  
.....Cindy Kveton, Director.....  
.....Karla Mahoney, Director.....  
.....Anita Schafer, Director.....  
.....Joseph Kocab, Past President.....  
.....Maryann Langevin, Director.....  
.....Richard Prospal, Director.....  
.....Audrey A. Schmidt, Vice-President.....

DIRECTORS OR TRUSTEES  
.....

State of .....  
County of .....SS

The officers of this reporting entity being duly sworn, each depose and say that they are the described officers of said reporting entity, and that on the reporting period stated above, all of the herein described assets were the absolute property of the said reporting entity, free and clear from any liens or claims thereon, except as herein stated, and that this statement, together with related exhibits, schedules and explanations therein contained, annexed or referred to, is a full and true statement of all the assets and liabilities and of the condition and affairs of the said reporting entity as of the reporting period stated above, and of its income and deductions therefrom for the period ended, and have been completed in accordance with the NAIC Annual Statement Instructions and Accounting Practices and Procedures manual except to the extent that: (1) state law may differ; or, (2) that state rules or regulations require differences in reporting not related to accounting practices and procedures, according to the best of their information, knowledge and belief, respectively. Furthermore, the scope of this attestation by the described officers also includes the related corresponding electronic filing with the NAIC, when required, that is an exact copy (except for formatting differences due to electronic filing) of the enclosed statement. The electronic filing may be requested by various regulators in lieu of or in addition to the enclosed statement.

X	X	X
Theresa Aveni President	Jane M. Milczewski Secretary	

Subscribed and sworn to before me  
this \_\_\_\_\_ day of \_\_\_\_\_  
\_\_\_\_\_

a. Is this an original filing? Yes  
b. If no:  
1. State the amendment number: \_\_\_\_\_  
2. Date filed: \_\_\_\_\_  
3. Number of pages attached: \_\_\_\_\_

X  
\_\_\_\_\_

ASSETS

		Current Statement Date		
		1	2	3
		Assets	Nonadmitted Assets	Net Admitted Assets (Cols. 1 - 2)
				December 31 Prior Year Net Admitted Assets
1.	Bonds.....	17,978,643		17,978,643
2.	Stocks:			
2.1	Preferred stocks.....	1,423,381		1,423,381
2.2	Common stocks.....	627,295		627,295
3.	Mortgage loans on real estate:			
3.1	First liens.....			
3.2	Other than first liens.....			
4.	Real estate:			
4.1	Properties occupied by the company (less \$ encumbrances).....	61,960		61,960
4.2	Properties held for the production of income (less \$ encumbrances).....			
4.3	Properties held for sale (less \$ encumbrances).....			
5.	Cash (\$ 256,299), cash equivalents (\$ ) and short-term investments (\$ ).....	256,299		256,299
6.	Contract loans (including \$ premium notes).....	78,214		78,214
7.	Derivatives.....			
8.	Other invested assets.....	40,944		40,944
9.	Receivables for securities.....			
10.	Securities lending reinvested collateral assets.....			
11.	Aggregate write-ins for invested assets.....			
12.	Subtotals, cash and invested assets (Lines 1 to 11).....	20,466,736		20,466,736
13.	Title plants less \$ charged off (for Title insurers only).....			
14.	Investment income due and accrued.....	263,409		263,409
15.	Premiums and considerations:			
15.1	Uncollected premiums and agents' balances in the course of collection.....	398		398
15.2	Deferred premiums, agents' balances and installments booked but deferred and not yet due (including \$ earned but unbilled premiums).....			
15.3	Accrued retrospective premiums (\$ ) and contracts subject to redetermination (\$ ).....			
16.	Reinsurance:			
16.1	Amounts recoverable from reinsurers.....			
16.2	Funds held by or deposited with reinsured companies.....			
16.3	Other amounts receivable under reinsurance contracts.....			
17.	Amounts receivable relating to uninsured plans.....			
18.1	Current federal and foreign income tax recoverable and interest thereon.....			
18.2	Net deferred tax asset.....			
19.	Guaranty funds receivable or on deposit.....			
20.	Electronic data processing equipment and software.....	13,012		13,012
21.	Furniture and equipment, including health care delivery assets (\$ ).....	4,949	4,949	–
22.	Net adjustment in assets and liabilities due to foreign exchange rates.....			
23.	Receivables from parent, subsidiaries and affiliates.....			
24.	Health care (\$ ) and other amounts receivable.....			
25.	Aggregate write-ins for other-than-invested assets.....			
26.	Total assets excluding Separate Accounts, Segregated Accounts and Protected Cell Accounts (Lines 12 to 25).....	20,748,504	4,949	20,743,555
27.	From Separate Accounts, Segregated Accounts and Protected Cell Accounts.....			
28.	Total (Lines 26 and 27).....	20,748,504	4,949	20,743,555
Details of Write-Ins				
1101.	.....			
1102.	.....			
1103.	.....			
1198.	Summary of remaining write-ins for Line 11 from overflow page.....			
1199.	Totals (Lines 1101 through 1103 plus 1198) (Line 11 above).....			
2501.	.....			
2502.	.....			
2503.	.....			
2598.	Summary of remaining write-ins for Line 25 from overflow page.....			
2599.	Totals (Lines 2501 through 2503 plus 2598) (Line 25 above).....			

LIABILITIES, SURPLUS AND OTHER FUNDS

			1	2
			Current Statement Date	December 31 Prior Year
1.	Aggregate reserve for life contracts \$ 16,962,368 less \$ included in Line 6.3 (including \$ Modco Reserve)		16,962,368	15,935,567
2.	Aggregate reserve for accident and health contracts (including \$ Modco Reserve)			
3.	Liability for deposit-type contracts (including \$ Modco Reserve)		2,271	2,271
4.	Contract claims:			
4.1	Life		40,264	40,264
4.2	Accident and health			
5.	Policyholders' dividends/refunds to members \$ and coupons \$ due and unpaid			
6.	Provision for policyholders' dividends, refunds to members and coupons payable in following calendar year—estimated amounts:			
6.1	Policyholders' dividends and refunds to members apportioned for payment (including \$ Modco)		35,000	35,000
6.2	Policyholders' dividends and refunds to members not yet apportioned (including \$ Modco)			
6.3	Coupons and similar benefits (including \$ Modco)			
7.	Amount provisionally held for deferred dividend policies not included in Line 6			
8.	Premiums and annuity considerations for life and accident and health contracts received in advance less \$ discount; including \$ accident and health premiums		21,484	21,793
9.	Contract liabilities not included elsewhere:			
9.1	Surrender values on canceled contracts			
9.2	Provision for experience rating refunds, including the liability of \$ accident and health experience rating refunds of which \$ is for medical loss ratio rebate per the Public Health Service Act			
9.3	Other amounts payable on reinsurance, including \$ assumed and \$ ceded			
9.4	Interest Maintenance Reserve		21,547	21,855
10.	Commissions to agents due or accrued-life and annuity contracts \$ , accident and health \$ and deposit-type contract funds \$			
11.	Commissions and expense allowances payable on reinsurance assumed			
12.	General expenses due or accrued		50,000	50,000
13.	Transfers to Separate Accounts due or accrued (net) (including \$ accrued for expense allowances recognized in reserves, net of reinsured allowances)			
14.	Taxes, licenses and fees due or accrued, excluding federal income taxes			
15.1	Current federal and foreign income taxes, including \$ on realized capital gains (losses)			
15.2	Net deferred tax liability			
16.	Unearned investment income			
17.	Amounts withheld or retained by reporting entity as agent or trustee		59,624	60,011
18.	Amounts held for agents' account, including \$ agents' credit balances			
19.	Remittances and items not allocated			
20.	Net adjustment in assets and liabilities due to foreign exchange rates			
21.	Liability for benefits for employees and agents if not included above			
22.	Borrowed money \$ and interest thereon \$			—
23.	Dividends to stockholders declared and unpaid			
24.	Miscellaneous liabilities:			
24.01	Asset valuation reserve		319,233	303,924
24.02	Reinsurance in unauthorized and certified (\$ ) companies			
24.03	Funds held under reinsurance treaties with unauthorized and certified (\$ ) reinsurers			
24.04	Payable to parent, subsidiaries and affiliates			
24.05	Drafts outstanding		6,031	5,067
24.06	Liability for amounts held under uninsured plans			
24.07	Funds held under coinsurance			
24.08	Derivatives			
24.09	Payable for securities			
24.10	Payable for securities lending			
24.11	Capital notes \$ and interest thereon \$			
25.	Aggregate write-ins for liabilities		22,750	22,750
26.	Total liabilities excluding Separate Accounts business (Lines 1 to 25)		17,540,572	16,498,502
27.	From Separate Accounts statement			
28.	Total liabilities (Lines 26 and 27)		17,540,572	16,498,502
29.	Common capital stock			
30.	Preferred capital stock			
31.	Aggregate write-ins for other-than-special surplus funds			
32.	Surplus notes			
33.	Gross paid in and contributed surplus			
34.	Aggregate write-ins for special surplus funds			
35.	Unassigned funds (surplus)		3,202,987	3,297,651
36.	Less treasury stock, at cost:			
36.1	shares common (value included in Line 29 \$ )			
36.2	shares preferred (value included in Line 30 \$ )			
37.	Surplus (Total Lines 31 + 32 + 33 + 34 + 35 - 36) (including \$ in Separate Accounts Statement)		3,202,987	3,297,651
38.	Totals of Lines 29, 30 and 37		3,202,987	3,297,651
39.	Totals of Lines 28 and 38 (Page 2, Line 28, Col. 3)		20,743,559	19,796,153
Details of Write-Ins				
2501.	CONVENTION EXPENSE RESERVE		22,750	22,750
2502.				
2503.				
2598.	Summary of remaining write-ins for Line 25 from overflow page			
2599.	Totals (Lines 2501 through 2503 plus 2598) (Line 25 above)		22,750	22,750
3101.				
3102.				
3103.				
3198.	Summary of remaining write-ins for Line 31 from overflow page			
3199.	Totals (Lines 3101 through 3103 plus 3198) (Line 31 above)			
3401.				
3402.				
3403.				
3498.	Summary of remaining write-ins for Line 34 from overflow page			
3499.	Totals (Lines 3401 through 3403 plus 3498) (Line 34 above)			

SUMMARY OF OPERATIONS

		1	2	3
		Current Year To Date	Prior Year To Date	Prior Year Ended December 31
1.	Premiums and annuity considerations for life and accident and health contracts .....	1,119,906	276,390	626,485
2.	Considerations for supplementary contracts with life contingencies .....			
3.	Net investment income .....	221,605	220,094	924,021
4.	Amortization of Interest Maintenance Reserve (IMR) .....	308	1,755	4,964
5.	Separate Accounts net gain from operations excluding unrealized gains or losses .....			
6.	Commissions and expense allowances on reinsurance ceded .....			
7.	Reserve adjustments on reinsurance ceded .....			
8.	Miscellaneous Income:			
8.1	Income from fees associated with investment management, administration and contract guarantees from Separate Accounts .....			
8.2	Charges and fees for deposit-type contracts .....			
8.3	Aggregate write-ins for miscellaneous income .....	563	182	—
9.	Totals (Lines 1 to 8.3) .....	1,342,382	498,421	1,555,470
10.	Death benefits .....	52,845	32,846	180,376
11.	Matured endowments (excluding guaranteed annual pure endowments) .....			
12.	Annuity benefits .....	156,858	6,430	122,237
13.	Disability benefits and benefits under accident and health contracts .....			
14.	Coupons, guaranteed annual pure endowments and similar benefits .....			
15.	Surrender benefits and withdrawals for life contracts .....	12,451	19,186	32,456
16.	Group conversions .....			
17.	Interest and adjustments on contract or deposit-type contract funds .....			
18.	Payments on supplementary contracts with life contingencies .....			
19.	Increase in aggregate reserves for life and accident and health contracts .....	1,026,801	318,089	782,600
20.	Totals (Lines 10 to 19) .....	1,248,955	376,551	1,117,669
21.	Commissions on premiums, annuity considerations, and deposit-type contract funds (direct business only) .....			
22.	Commissions and expense allowances on reinsurance assumed .....			
23.	General insurance expenses and fraternal expenses .....	63,807	67,545	301,789
24.	Insurance taxes, licenses and fees, excluding federal income taxes .....	3,327	3,250	12,708
25.	Increase in loading on deferred and uncollected premiums .....			
26.	Net transfers to or (from) Separate Accounts net of reinsurance .....			
27.	Aggregate write-ins for deductions .....			4,257
28.	Totals (Lines 20 to 27) .....	1,316,089	447,346	1,436,423
29.	Net gain from operations before dividends to policyholders and federal income taxes (Line 9 minus Line 28) .....	26,293	51,075	119,047
30.	Dividends to policyholders and refunds to members .....			40,000
31.	Net gain from operations after dividends to policyholders, refunds to members and before federal income taxes (Line 29 minus Line 30) .....	26,293	51,075	79,047
32.	Federal and foreign income taxes incurred (excluding tax on capital gains) .....			
33.	Net gain from operations after dividends to policyholders, refunds to members and federal income taxes and before realized capital gains or (losses) (Line 31 minus Line 32) .....	26,293	51,075	79,047
34.	Net realized capital gains (losses) (excluding gains (losses) transferred to the IMR) less capital gains tax of \$ (excluding taxes of \$ transferred to the IMR) .....			52,701
35.	Net income (Line 33 plus Line 34) .....	26,293	51,075	131,748
Capital and Surplus Account				
36.	Capital and surplus, December 31, prior year .....	3,297,651	2,942,385	2,942,385
37.	Net income (Line 35) .....	26,293	51,075	131,748
38.	Change in net unrealized capital gains (losses) less capital gains tax of \$ .....	(105,846)	141,831	170,533
39.	Change in net unrealized foreign exchange capital gain (loss) .....			
40.	Change in net deferred income tax .....			
41.	Change in nonadmitted assets .....	199	72	(3,693)
42.	Change in liability for reinsurance in unauthorized and certified companies .....			
43.	Change in reserve on account of change in valuation basis, (increase) or decrease .....			
44.	Change in asset valuation reserve .....	(15,309)	50,292	56,678
45.	Change in treasury stock .....			
46.	Surplus (contributed to) withdrawn from Separate Accounts during period .....			
47.	Other changes in surplus in Separate Accounts Statement .....			
48.	Change in surplus notes .....			
49.	Cumulative effect of changes in accounting principles .....			
50.	Capital changes:			
50.1	Paid in .....			
50.2	Transferred from surplus (Stock Dividend) .....			
50.3	Transferred to surplus .....			
51.	Surplus adjustment:			
51.1	Paid in .....			
51.2	Transferred to capital (Stock Dividend) .....			
51.3	Transferred from capital .....			
51.4	Change in surplus as a result of reinsurance .....			
52.	Dividends to stockholders .....			
53.	Aggregate write-ins for gains and losses in surplus .....			
54.	Net change in capital and surplus (Lines 37 through 53) .....	(94,663)	243,270	355,266
55.	Capital and surplus as of statement date (Lines 36 + 54) .....	3,202,988	3,185,655	3,297,651
Details of Write-Ins				
08.301.	Convention Ads .....	425		
08.302.	Misc. Income .....	138	182	—
08.303.	.....			
08.398.	Summary of remaining write-ins for Line 8.3 from overflow page .....			
08.399	Totals (Lines 08.301 through 08.303 plus 08.398) (Line 8.3 above) .....	563	182	—
2701.	Convention Reserve .....			4,250
2702.	Misc .....			7
2703.	.....			
2798.	Summary of remaining write-ins for Line 27 from overflow page .....			
2799.	Totals (Lines 2701 through 2703 plus 2798) (Line 27 above) .....			4,257
5301.	.....			
5302.	.....			
5303.	.....			
5398.	Summary of remaining write-ins for Line 53 from overflow page .....			
5399.	Totals (Lines 5301 through 5303 plus 5398) (Line 53 above) .....			

CASH FLOW

	1	2	3
	Current Year To Date	Prior Year To Date	Prior Year Ended December 31
<b>Cash from Operations</b>			
1. Premiums collected net of reinsurance	1,119,199	275,688	621,261
2. Net investment income	224,634	216,306	1,005,281
3. Miscellaneous income	563	182	–
4. Total (Lines 1 to 3)	1,344,396	492,176	1,626,542
5. Benefit and loss related payments	222,154	74,539	346,380
6. Net transfers to Separate Accounts, Segregated Accounts and Protected Cell Accounts			
7. Commissions, expenses paid and aggregate write-ins for deductions	66,634	70,114	312,641
8. Dividends paid to policyholders	–	–	35,000
9. Federal and foreign income taxes paid (recovered) net of \$ tax on capital gains (losses)			
10. Total (Lines 5 through 9)	288,788	144,653	694,021
11. Net cash from operations (Line 4 minus Line 10)	1,055,608	347,523	932,521
<b>Cash from Investments</b>			
12. Proceeds from investments sold, matured or repaid:			
12.1 Bonds	117,185	1,226,424	2,345,524
12.2 Stocks	124,750		189,091
12.3 Mortgage loans			
12.4 Real estate		–	
12.5 Other invested assets	977		2,835
12.6 Net gains or (losses) on cash, cash equivalents and short-term investments			
12.7 Miscellaneous proceeds	–	–	–
12.8 Total investment proceeds (Lines 12.1 to 12.7)	242,912	1,226,424	2,537,450
13. Cost of investments acquired (long-term only):			
13.1 Bonds	910,489	1,333,534	2,566,394
13.2 Stocks	300,259	454,172	932,311
13.3 Mortgage loans			
13.4 Real estate			
13.5 Other invested assets			49,088
13.6 Miscellaneous applications	–	–	–
13.7 Total investments acquired (Lines 13.1 to 13.6)	1,210,748	1,787,706	3,547,793
14. Net increase (or decrease) in contract loans and premium notes	(527)	(1,047)	(4,059)
15. Net cash from investments (Line 12.8 minus Line 13.7 and Line 14)	(967,309)	(560,235)	(1,006,284)
<b>Cash from Financing and Miscellaneous Sources</b>			
16. Cash provided (applied):			
16.1 Surplus notes, capital notes			
16.2 Capital and paid in surplus, less treasury stock			
16.3 Borrowed funds	–	–	(755)
16.4 Net deposits on deposit-type contracts and other insurance liabilities	–	–	(25,523)
16.5 Dividends to stockholders			
16.6 Other cash provided (applied)	(2,184)	1,661	(4,223)
17. Net cash from financing and miscellaneous sources (Line 16.1 through Line 16.4 minus Line 16.5 plus Line 16.6)	(2,184)	1,661	(30,501)
<b>Reconciliation of Cash, Cash Equivalents and Short-Term Investments</b>			
18. Net change in cash, cash equivalents and short-term investments (Line 11, plus Lines 15 and 17)	86,115	(211,051)	(104,264)
19. Cash, cash equivalents and short-term investments:			
19.1 Beginning of year	170,184	274,448	274,448
19.2 End of period (Line 18 plus Line 19.1)	256,299	63,397	170,184
Note: Supplemental disclosures of cash flow information for non-cash transactions:			
20.0001.			

EXHIBIT 1

DIRECT PREMIUMS AND DEPOSIT-TYPE CONTRACTS

	1	2	3
	Current Year To Date	Prior Year To Date	Prior Year Ended December 31
1. Industrial life.....			
2. Ordinary life insurance.....	6,724	6,290	65,581
3. Ordinary individual annuities.....	1,113,182	270,100	561,358
4. Credit life (group and individual).....			
5. Group life insurance.....			
6. Group annuities.....			
7. A & H - group.....			
8. A & H - credit (group and individual).....			
9. A & H - other.....			
10. Aggregate of all other lines of business.....			
11. Subtotal (Lines 1 through 10).....	1,119,906	276,390	626,939
12. Fraternal (Fraternal Benefit Societies Only).....			
13. Subtotal (Lines 11 through 12).....	1,119,906	276,390	626,939
14. Deposit-type contracts.....			
15. Total (Lines 13 and 14).....	1,119,906	276,390	626,939
Details of Write-Ins			
1001.....			
1002.....			
1003.....			
1098. Summary of remaining write-ins for Line 10 from overflow page.....			
1099. Totals (Lines 1001 through 1003 plus 1098) (Line 10 above).....			

Notes to the Financial Statements

1. Summary of Significant Accounting Policies and Going Concern

A. Accounting Practices

The financial statements of the Czech Catholic Union are presented on the basis of the accounting practices prescribed or permitted by the Ohio Insurance Department. The Ohio Department of Insurance recognizes only statutory accounting practices prescribed by the State of Ohio for determining and reporting the financial condition and Benefit Society, for determining its solvency under the Ohio Insurance Law. The National Association of Insurance Commissioners (NAIC) Accounting Practices and Procedures adopted as a component of prescribed or permitted practices by the State of Ohio.

	SSAP #	F/S Page	F/S Line #	03/31/2022	12/31/2021
Net Income					
(1) State basis (Page 4, Line 35, Columns 1 & 3)	XXX	XXX	XXX	\$ 26,293	\$ 131,748
(2) State prescribed practices that are an increase / (decrease) from NAIC SAP:					
(3) State permitted practices that are an increase / (decrease) from NAIC SAP:					
(4) NAIC SAP (1-2-3=4)	XXX	XXX	XXX	\$ 26,293	\$ 131,748
Surplus					
(5) State basis (Page 3, Line 38, Columns 1 & 2)	XXX	XXX	XXX	\$ 3,202,987	\$ 3,297,651
(6) State prescribed practices that are an increase / (decrease) from NAIC SAP:					
(7) State permitted practices that are an increase / (decrease) from NAIC SAP:					
(8) NAIC SAP (5-6-7=8)	XXX	XXX	XXX	\$ 3,202,987	\$ 3,297,651

B. Use of Estimates in the Preparation of the Financial Statements

The preparation of financial statements in conformity with Statutory Accounting Principles requires management to make estimates and assumptions that affect reported amounts of assets and liabilities. It also requires disclosures of contingent assets and liabilities at the date of the financial statements and the reported amounts of revenue and expenses during the period. Actual results could differ from those estimates.

C. Accounting Policy

Life premiums are recognized as income over the premium paying period of the related policies. Annuity considerations are recognized as revenue when received.

Expenses incurred in connection with acquiring new insurance business , including acquisition costs such as sales commissions are charged to operations as incurred.

The amount of dividends to be paid to policyholders is determined annually by the Union's board of directors. The aggregate amount of policyholders' dividends is related to actual interest, mortality, morbidity and expense experience for the year and judgement as to the appropriate level of statutory surplus to be retained by the Union.

(1) Short-term investments - No Significant Changes

(2) Basis for Bonds and Amortization Schedule

Bonds are stated at amortized cost using the interest method. Bonds rated NAIC Class 6 are valued at market.

(3) Common stocks - No Significant Changes

(4) Basis for Preferred Stocks

The basis is cost or amortized value in accordance with NAIC procedures.

(5) Mortgage loans - No Significant Changes

(6) Basis for Loan-Backed Securities and Adjustment Methodology

The basis for loan backed securities are handled the same way as bonds as described in item C(2) above.

(7) Investments in subsidiaries, controlled and affiliated entities - No Significant Changes

(8) Investments in joint ventures, partnerships and limited liability entities - No Significant Changes

(9) Derivatives - No Significant Changes

(10) Investment income as a factor in the premium deficiency calculation - No Significant Changes

(11) Liabilities for losses and loss/claim adjustment expenses - No Significant Changes

(12) Changes in capitalization policy - No Significant Changes

(13) Pharmaceutical rebate receivables - No Significant Changes

D. Going Concern

After evaluating the Union's ability to continue as a going concern, management is not aware of any conditions or events which raised substantial doubts concerning the Union's ability as a going concern as of the date of this filing.

2. Accounting Changes and Corrections of Errors - No Significant Changes

3. Business Combinations and Goodwill - None

4. Discontinued Operations - None

Notes to the Financial Statements

5. Investments

- A. Mortgage Loans, including Mezzanine Real Estate Loans - None
- B. Debt Restructuring - Not Applicable
- C. Reverse Mortgages - Not Applicable
- D. Loan-Backed Securities - Not Applicable
- E. Dollar Repurchase Agreements and/or Securities Lending Transactions
  - (1) Policy for requiring collateral or security - None
  - (2) Carrying amount and classification of assets pledged as collateral and not reclassified and separately reported - None
  - (3) Collateral received - None
  - (4) Securities lending transactions administered by an affiliated agent - None
  - (5) Collateral reinvestment - None
  - (6) Collateral not permitted by contract or custom to sell or repledge - None
  - (7) Collateral for securities lending transactions that extend beyond one year from the reporting date - None
- F. Repurchase Agreements Transactions Accounted for as Secured Borrowing - Not Applicable
- G. Reverse Repurchase Agreements Transactions Accounted for as Secured Borrowing - Not Applicable
- H. Repurchase Agreements Transactions Accounted for as a Sale - Not Applicable
- I. Reverse Repurchase Agreements Transactions Accounted for as a Sale - Not Applicable
- J. Real Estate - None
- K. Low-Income Housing Tax Credits (LIHTC) - None
- L. Restricted Assets - None
- M. Working Capital Finance Investments - None
- N. Offsetting and Netting of Assets and Liabilities - None
- O. 5GI Securities - None
- P. Short Sales - None
- Q. Prepayment Penalty and Acceleration Fees

	General Account	Separate Account
(1) Number of CUSIPs .....	7	
(2) Aggregate amount of investment income.....	\$..... 5,759	\$.....

R. Reporting Entity's Share of Cash Pool by Asset type

Asset Type	Percent Share
(1) Cash.....	.....%
(2) Cash Equivalents.....	.....%
(3) Short-Term Investments.....	.....%
(4) Total.....	.....%

6. Joint Ventures, Partnerships and Limited Liability Companies

- A. Investments in Joint Ventures, Partnerships or Limited Liability Companies that Exceed 10% of Admitted Assets
  - Not exceeding 10% of admitted assets
- B. Impaired Investments in Joint Ventures, Partnerships and Limited Liability Companies
  - None at 12/31/2021

7. Investment Income - No Significant Changes

8. Derivative Instruments - None

9. Income Taxes - None

10. Information Concerning Parent, Subsidiaries, Affiliates and Other Related Parties - None

11. Debt

- A. None
- B. FHLB (Federal Home Loan Bank) Agreements - None

12. Retirement Plans, Deferred Compensation, Postemployment Benefits and Compensated Absences and Other Postretirement Benefit Plans - None

13. Capital and Surplus, Dividend Restrictions and Quasi-Reorganizations - None

14. Liabilities, Contingencies and Assessments - None



Notes to the Financial Statements

15. Leases - No Significant Changes

16. Information About Financial Instruments With Off-Balance-Sheet Risk And Financial Instruments With Concentrations of Credit Risk - None

17. Sale, Transfer and Servicing of Financial Assets and Extinguishments of Liabilities - None

18. Gain or Loss to the Reporting Entity from Uninsured Plans and the Uninsured Portion of Partially Insured Plans - None

19. Direct Premium Written/Produced by Managing General Agents/Third Party Administrators - None

20. Fair Value Measurements

A. Fair Value Measurement

(1) Fair value measurements at reporting date

Description for each class of asset or liability		Level 1	Level 2	Level 3	Net Asset Value (NAV)	Total
a.	Assets at fair value					
	COMMON STOCK.....	\$ 627,295	\$	\$	\$	\$ 627,295
	BONDS CODE 6.....		3,148			3,148
	Total assets at fair value/NAV.....	\$ 627,295	\$ 3,148	\$	\$	\$ 630,443
b.	Liabilities at fair value					
	Total liabilities at fair value.....	\$	\$	\$	\$	\$

(2) Fair value measurements in Level 3 of the fair value hierarchy - None

(3) Policy on transfers into and out of Level 3 - None

(4) Inputs and techniques used for Level 2 and Level 3 fair values - None

(5) Derivatives - None

B. Other Fair Value Disclosures - None

C. Fair Values for All Financial Instruments by Level 1, 2 and 3

N/A

Type of Financial Instrument	Aggregate Fair Value		Admitted Assets	Level 1	Level 2	Level 3	Net Asset Value (NAV)	Not Practicable (Carrying Value)
BONDS.....	\$ 18,348,970	\$	17,978,643	\$	\$ 18,348,970	\$	\$	
COMMON STOCKS.....	627,295		627,295	627,295				
PREFERRED STOCKS.....	1,421,731		1,423,381		1,421,731			
CASH AND EQUIVALENTS.....	256,299		256,299	256,299				
TOTALS.....	20,654,295		20,285,618	883,594	19,770,701			

D. Not Practicable to Estimate Fair Value - None

E. Nature and Risk of Investments Reported at NAV - None

21. Other Items

A. Unusual or Infrequent Items

None

B. Troubled Debt Restructuring - Not Applicable

C. Other Disclosures - Not Applicable

D. Business Interruption Insurance Recoveries - Not Applicable

E. State Transferable and Non-Transferable Tax Credits - Not Applicable

F. Subprime-Mortgage-Related Risk Exposure - Not Applicable

G. Retained Assets - Not Applicable

H. Insurance-Linked Securities (ILS) Contracts - Not Applicable

I. The Amount That Could Be Realized on Life Insurance Where the Reporting Entity is Owner and Beneficiary or Has Otherwise Obtained Rights to Control the Policy - Not Applicable

22. Events Subsequent

Subsequent events have been considered for the statutory financial statements. There were no events occurring subsequent to the end of the year that merited recognition or disclosure in these statements.

23. Reinsurance - No Significant Changes

24. Retrospectively Rated Contracts & Contracts Subject to Redetermination

A. Method Used to Estimate - None

B. Method Used to Record - None

C. Amount and Percent of Net Retrospective Premiums - None

Notes to the Financial Statements

24. Retrospectively Rated Contracts & Contracts Subject to Redetermination (Continued)

- D. Medical Loss Ratio Rebates Required Pursuant to the Public Health Service Act - None
- E. Risk-Sharing Provisions of the Affordable Care Act (ACA)
  - (1) Accident and health insurance premium subject to the Affordable Care Act risk-sharing provisions

Did the reporting entity write accident and health insurance premium which is subject to the Affordable Care Act risk sharing provisions? NO
  - (2) Impact of Risk-Sharing Provisions of the Affordable Care Act on admitted assets, liabilities and revenue for the current year - None
  - (3) Roll-forward of prior year ACA risk-sharing provisions for the following asset (gross of any nonadmission) and liability balances, along with the reasons for adjustments to prior year balance - None
  - (4) Roll-forward of risk corridors asset and liability balances by program benefit year - None
  - (5) ACA risk corridors receivable as of reporting date - None

25. Change in Incurred Losses and Loss Adjustment Expenses

- A. Reasons for Changes in the Provision for Incurred Loss and Loss Adjustment Expenses Attributable to Insured Events of Prior Years

The Union has had no incurred losses or loss adjustment expenses.
- B. Significant Changes in Methodologies and Assumptions Used in Calculating the Liability for Unpaid Losses and Loss Adjustment Expenses

No changes in methodologies or assumptions used in calculating the liability for unpaid losses.

26. Intercompany Pooling Arrangements - None

27. Structured Settlements - None

28. Health Care Receivables - None

29. Participating Policies - No Significant Changes

30. Premium Deficiency Reserves

The Union has no Deficiency Reserves.

- 1. Liability carried for premium deficiency reserves: \$
- 2. Date of the most recent evaluation of this liability:
- 3. Was anticipated investment income utilized in the calculation?

31. Reserves for Life Contracts and Annuity Contracts - No Significant Changes

32. Analysis of Annuity Actuarial Reserves and Deposit Type Contract Liabilities by Withdrawal Characteristics - No Significant Changes

33. Analysis of Life Actuarial Reserves by Withdrawal Characteristics - No Significant Changes

34. Premiums and Annuity Considerations Deferred and Uncollected - No Significant Changes

35. Separate Accounts - None

36. Loss/Claim Adjustment Expenses - None

GENERAL INTERROGATORIES  
PART 1 - COMMON INTERROGATORIES

GENERAL

- 1.1 Did the reporting entity experience any material transactions requiring the filing of Disclosure of Material Transactions with the State of Domicile, as required by the Model Act?.....NO
- 1.2 If yes, has the report been filed with the domiciliary state?.....
- 2.1 Has any change been made during the year of this statement in the charter, by-laws, articles of incorporation, or deed of settlement of the reporting entity?.....NO
- 2.2 If yes, date of change:.....
- 3.1 Is the reporting entity a member of an Insurance Holding Company System consisting of two or more affiliated persons, one or more of which is an insurer?.....NO
- If yes, complete Schedule Y, Parts 1 and 1A.
- 3.2 Have there been any substantial changes in the organizational chart since the prior quarter end?.....NO
- 3.3 If the response to 3.2 is yes, provide a brief description of those changes.  
.....
- 3.4 Is the reporting entity publicly traded or a member of a publicly traded group?.....No
- 3.5 If the response to 3.4 is yes, provide the CIK (Central Index Key) code issued by the SEC for the entity/group.....
- 4.1 Has the reporting entity been a party to a merger or consolidation during the period covered by this statement?.....NO
- 4.2 If yes, provide the name of entity, NAIC Company Code, and state of domicile (use two letter state abbreviation) for any entity that has ceased to exist as a result of the merger or consolidation.

1	2	3
Name of Entity	NAIC Company Code	State of Domicile

5. If the reporting entity is subject to a management agreement, including third-party administrator(s), managing general agent(s), attorney-in-fact, or similar agreement, have there been any significant changes regarding the terms of the agreement or principals involved?.....NO
- If yes, attach an explanation.  
.....
- 6.1 State as of what date the latest financial examination of the reporting entity was made or is being made. ....12/31/2019
- 6.2 State the as of date that the latest financial examination report became available from either the state of domicile or the reporting entity. This date should be the date of the examined balance sheet and not the date the report was completed or released. ....06/30/2020
- 6.3 State as of what date the latest financial examination report became available to other states or the public from either the state of domicile or the reporting entity. This is the release date or completion date of the examination report and not the date of the examination (balance sheet date). ....10/20/2020
- 6.4 By what department or departments?  
OHIO DEPARTMENT OF INSURANCE.....
- 6.5 Have all financial statement adjustments within the latest financial examination report been accounted for in a subsequent financial statement filed with Departments?.....N/A
- 6.6 Have all of the recommendations within the latest financial examination report been complied with?.....NO
- 7.1 Has this reporting entity had any Certificates of Authority, licenses or registrations (including corporate registration, if applicable) suspended or revoked by any governmental entity during the reporting period? .....NO
- 7.2 If yes, give full information  
.....
- 8.1 Is the company a subsidiary of a bank holding company regulated by the Federal Reserve Board?.....NO
- 8.2 If response to 8.1 is yes, please identify the name of the bank holding company.  
.....
- 8.3 Is the company affiliated with one or more banks, thrifts or securities firms?.....NO
- 8.4 If response to 8.3 is yes, please provide below the names and location (city and state of the main office) of any affiliates regulated by a federal regulatory services agency [i.e. the Federal Reserve Board (FRB), the Office of the Comptroller of the Currency (OCC), the Federal Deposit Insurance Corporation (FDIC) and the Securities Exchange Commission (SEC)] and identify the affiliates primary federal regulator.

1	2	3	4	5	6
Affiliate Name	Location (City, State)	FRB	OCC	FDIC	SEC

- 9.1 Are the senior officers (principal executive officer, principal financial officer, principal accounting officer or controller, or persons performing similar functions) of the reporting entity subject to a code of ethics, which includes the following standards? .....YES
- (a) Honest and ethical conduct, including the ethical handling of actual or apparent conflicts of interest between personal and professional relationships;
- (b) Full, fair, accurate, timely and understandable disclosure in the periodic reports required to be filed by the reporting entity;
- (c) Compliance with applicable governmental laws, rules and regulations;
- (d) The prompt internal reporting of violations to an appropriate person or persons identified in the code; and
- (e) Accountability for adherence to the code.
- 9.11 If the response to 9.1 is No, please explain:  
.....
- 9.2 Has the code of ethics for senior managers been amended? .....NO
- 9.21 If the response to 9.2 is Yes, provide information related to amendment(s).  
.....
- 9.3 Have any provisions of the code of ethics been waived for any of the specified officers?.....NO
- 9.31 If the response to 9.3 is Yes, provide the nature of any waiver(s).  
.....

FINANCIAL

- 10.1 Does the reporting entity report any amounts due from parent, subsidiaries or affiliates on Page 2 of this statement?.....NO
- 10.2 If yes, indicate any amounts receivable from parent included in the Page 2 amount:.....\$

INVESTMENT

- 11.1 Were any of the stocks, bonds, or other assets of the reporting entity loaned, placed under option agreement, or otherwise made available for use by another person? (Exclude securities under securities lending agreements.) .....NO
- 11.2 If yes, give full and complete information relating thereto:  
.....
12. Amount of real estate and mortgages held in other invested assets in Schedule BA:.....\$
13. Amount of real estate and mortgages held in short-term investments:.....\$
- 14.1 Does the reporting entity have any investments in parent, subsidiaries and affiliates?.....NO
- 14.2 If yes, please complete the following:

GENERAL INTERROGATORIES  
PART 1 - COMMON INTERROGATORIES

	1	2
	Prior Year-End Book / Adjusted Carrying Value	Current Quarter Book / Adjusted Carrying Value
14.21 Bonds.....	\$.....	\$.....
14.22 Preferred Stock.....		
14.23 Common Stock.....		
14.24 Short-Term Investments.....		
14.25 Mortgage Loans on Real Estate.....		
14.26 All Other.....		
14.27 Total Investment in Parent, Subsidiaries and Affiliates (Subtotal Lines 14.21 to 14.26).....		
14.28 Total Investment in Parent included in Lines 14.21 to 14.26 above.....		

- 15.1 Has the reporting entity entered into any hedging transactions reported on Schedule DB?.....NO
- 15.2 If yes, has a comprehensive description of the hedging program been made available to the domiciliary state?.....N/A  
If no, attach a description with this statement.

16. For the reporting entity's security lending program, state the amount of the following as of the current statement date:
- 16.1 Total fair value of reinvested collateral assets reported on Schedule DL, Parts 1 and 2.....\$
- 16.2 Total book adjusted/carrying value of reinvested collateral assets reported on Schedule DL, Parts 1 and 2.....\$
- 16.3 Total payable for securities lending reported on the liability page.....\$

17. Excluding items in Schedule E - Part 3 - Special Deposits, real estate, mortgage loans and investments held physically in the reporting entity's offices, vaults or safety deposit boxes, were all stocks, bonds and other securities, owned throughout the current year held pursuant to a custodial agreement with a qualified bank or trust company in accordance with Section 1, III - General Examination Considerations, F. Outsourcing of Critical Functions, Custodial or Safekeeping Agreements of the NAIC Financial Condition Examiners Handbook?.....NO
- 17.1 For all agreements that comply with the requirements of the NAIC Financial Condition Examiners Handbook, complete the following:

1	2
Name of Custodian(s)	Custodian Address
Wells Fargo.....	950 Main Avenue, Cleveland, Ohio 44113.....
Janney, Montgomery, Scott.....	822 Hanna Blvd., Cleveland, Ohio 44115.....

- 17.2 For all agreements that do not comply with the requirements of the NAIC Financial Condition Examiners Handbook, provide the name, location and a complete explanation:
- | 1       | 2           | 3                       |
|---------|-------------|-------------------------|
| Name(s) | Location(s) | Complete Explanation(s) |
| .....   | .....       | .....                   |

- 17.3 Have there been any changes, including name changes, in the custodian(s) identified in 17.1 during the current quarter?.....NO
- 17.4 If yes, give full and complete information relating thereto:

1	2	3	4
Old Custodian	New Custodian	Date of Change	Reason
.....	.....	.....	.....

- 17.5 Investment management - Identify all investment advisors, investment managers, broker/dealers, including individuals that have the authority to make investment decisions on behalf of the reporting entity. For assets that are managed internally by employees of the reporting entity, note as such. ["...that have access to the investment accounts"; "...handle securities"]
- | 1                          | 2           |
|----------------------------|-------------|
| Name of Firm or Individual | Affiliation |
| .....                      | .....       |

- 17.5097 For those firms/individuals listed in the table for Question 17.5, do any firms/individuals unaffiliated with the reporting entity (i.e., designated with a "U") manage more than 10% of the reporting entity's invested assets?.....NO
- 17.5098 For firms/individuals unaffiliated with the reporting entity (i.e., designated with a "U") listed in the table for Question 17.5, does the total assets under management aggregate to more than 50% of the reporting entity's invested assets?.....NO

- 17.6 For those firms or individuals listed in the table for 17.5 with an affiliation code of "A" (affiliated) or "U" (unaffiliated), provide the information for the table below.
- | 1   | 2                          | 3                             | 4               | 5  |
|---|----------------------------|-------------------------------|-----------------|--|
| Central<br>Registration<br>Depository<br>Number | Name of Firm or Individual | Legal Entity Identifier (LEI) | Registered With | Investment<br>Management<br>Agreement<br>(IMA) Filed |
| .....   | .....                      | .....                         | .....           | .....  |

**GENERAL INTERROGATORIES**  
PART 1 - COMMON INTERROGATORIES

- 18.1 Have all the filing requirements of the Purposes and Procedures Manual of the NAIC Investment Analysis Office been followed? .....YES .....
- 18.2 If no, list exceptions:  
.....
19. By self-designating 5GI securities, the reporting entity is certifying the following elements for each self-designated 5GI security:  
a. Documentation necessary to permit a full credit analysis of the security does not exist or an NAIC CRP credit rating for an FE or PL security is not available.  
b. Issuer or obligor is current on all contracted interest and principal payments.  
c. The insurer has an actual expectation of ultimate payment of all contracted interest and principal.  
Has the reporting entity self-designated 5GI securities? .....NO .....
20. By self-designating PLGI securities, the reporting entity is certifying the following elements of each self-designated PLGI security:  
a. The security was purchased prior to January 1, 2018.  
b. The reporting entity is holding capital commensurate with the NAIC Designation reported for the security.  
c. The NAIC Designation was derived from the credit rating assigned by an NAIC CRP in its legal capacity as a NRSRO which is shown on a current private letter rating held by the insurer and available for examination by state insurance regulators.  
d. The reporting entity is not permitted to share this credit rating of the PL security with the SVO.  
Has the reporting entity self-designated PLGI securities? .....NO .....
21. By assigning FE to a Schedule BA non-registered private fund, the reporting entity is certifying the following elements of each self-designated FE fund:  
a. The shares were purchased prior to January 1, 2019.  
b. The reporting entity is holding capital commensurate with the NAIC Designation reported for the security.  
c. The security had a public credit rating(s) with annual surveillance assigned by an NAIC CRP in its legal capacity as an NRSRO prior to January 1, 2019.  
d. The fund only or predominantly holds bonds in its portfolio.  
e. The current reported NAIC Designation was derived from the public credit rating(s) with annual surveillance assigned by an NAIC CRP in its legal capacity as an NRSRO.  
f. The public credit rating(s) with annual surveillance assigned by an NAIC CRP has not lapsed.  
Has the reporting entity assigned FE to Schedule BA non-registered private funds that complied with the above criteria? .....NO .....

GENERAL INTERROGATORIES

PART 2 – LIFE AND ACCIDENT AND HEALTH COMPANIES/FRATERNAL BENEFIT SOCIETIES

Life and Accident Health Companies/Fraternal Benefit Societies:

1. Report the statement value of mortgage loans at the end of this reporting period for the following categories:

	1
	Amount
1.1 Long-Term Mortgages in Good Standing	
1.11 Farm Mortgages	\$
1.12 Residential Mortgages	
1.13 Commercial Mortgages	
1.14 Total Mortgages in Good Standing	\$
1.2 Long-Term Mortgages in Good Standing with Restructured Terms	
1.21 Total Mortgages in Good Standing with Restructured Terms	\$
1.3 Long-Term Mortgage Loans upon which Interest is Overdue more than Three Months	
1.31 Farm Mortgages	\$
1.32 Residential Mortgages	
1.33 Commercial Mortgages	
1.34 Total Mortgages with Interest Overdue more than Three Months	\$
1.4 Long-Term Mortgage Loans in Process of Foreclosure	
1.41 Farm Mortgages	\$
1.42 Residential Mortgages	
1.43 Commercial Mortgages	
1.44 Total Mortgages in Process of Foreclosure	
1.5 Total Mortgage Loans (Lines 1.14 + 1.21+1.34+1.44) (Page 2, Column 3, Lines 3.1 +3.2)	\$
1.6 Long-Term Mortgages Foreclosed, Properties Transferred to Real Estate in Current Quarter	
1.61 Farm Mortgages	\$
1.62 Residential Mortgages	
1.63 Commercial Mortgages	
1.64 Total Mortgages Foreclosed and Transferred to Real Estate	\$
2. Operating Percentages:	
2.1 A&H loss percent	%
2.2 A&H cost containment percent	%
2.3 A&H expense percent excluding cost containment expenses	%
3.1 Do you act as a custodian for health savings accounts?	NO
3.2 If yes, please provide the amount of custodial funds held as of the reporting date.	\$
3.3 Do you act as an administrator for health savings accounts?	NO
3.4 If yes, please provide the balance of the funds administered as of the reporting date.	\$
4 Is the reporting entity licensed or chartered, registered, qualified, eligible or writing business in at least two states?	YES
4.1 If no, does the reporting entity assume reinsurance business that covers risks residing in at least one state other than the state of domicile of the reporting entity	NO

Fraternal Benefit Societies Only:

5.1	In all cases where the reporting entity has assumed accident and health risks from another company, provisions should be made in this statement on account of such reinsurances for reserve equal to that which the original company would have been required to establish had it retained the risks. Has this been done?	N/A
5.2	If no, explain:	
6.1	Does the reporting entity have outstanding assessments in the form of liens against policy benefits that have increased surplus?	NO
6.2	If yes, what is the date(s) of the original lien and the total outstanding balance of liens that remain in surplus?	

Date	Outstanding Lien Amount
	\$

**SCHEDULE S - CEDED REINSURANCE**  
Showing All New Reinsurance Treaties - Current Year to Date

1	2	3	4	5	6	7	8	9	10
NAIC Company Code	ID Number	Effective Date	Name of Reinsurer	Domiciliary Jurisdiction	Type of Reinsurance Ceded	Type of Business Ceded	Type of Reinsurer	Certified Reinsurer Rating (1 through 6)	Effective Date of Certified Reinsurer Rating

NONE

SCHEDULE T – PREMIUMS AND ANNUITY CONSIDERATIONS

Current Year to Date - Allocated by States and Territories

States, Etc.		1	Direct Business Only					
			Life Contracts		4	5	6	7
			2	3				
		Active Status (a)	Life Insurance Premiums	Annuity Considerations	Accident and Health Insurance Premiums, Including Policy, Membership and Other Fees	Other Considerations	Total Columns 2 Through 5	Deposit-Type Contracts
1.	Alabama	AL N						
2.	Alaska	AK N						
3.	Arizona	AZ N						
4.	Arkansas	AR N						
5.	California	CA N						
6.	Colorado	CO N						
7.	Connecticut	CT N						
8.	Delaware	DE N						
9.	District of Columbia	DC N						
10.	Florida	FL N						
11.	Georgia	GA N						
12.	Hawaii	HI N						
13.	Idaho	ID N						
14.	Illinois	IL L	1,099	9,500			10,599	
15.	Indiana	IN N						
16.	Iowa	IA L		10,000			10,000	
17.	Kansas	KS N						
18.	Kentucky	KY N						
19.	Louisiana	LA N						
20.	Maine	ME N						
21.	Maryland	MD N						
22.	Massachusetts	MA N						
23.	Michigan	MI L		5,000			5,000	
24.	Minnesota	MN N	62				62	
25.	Mississippi	MS N						
26.	Missouri	MO N						
27.	Montana	MT N						
28.	Nebraska	NE N						
29.	Nevada	NV N						
30.	New Hampshire	NH N						
31.	New Jersey	NJ N						
32.	New Mexico	NM N						
33.	New York	NY N						
34.	North Carolina	NC N						
35.	North Dakota	ND N						
36.	Ohio	OH L	5,942	1,088,682			1,094,624	
37.	Oklahoma	OK N						
38.	Oregon	OR N						
39.	Pennsylvania	PA N						
40.	Rhode Island	RI N						
41.	South Carolina	SC N						
42.	South Dakota	SD N						
43.	Tennessee	TN N						
44.	Texas	TX N						
45.	Utah	UT N						
46.	Vermont	VT N						
47.	Virginia	VA N						
48.	Washington	WA N						
49.	West Virginia	WV N						
50.	Wisconsin	WI N						
51.	Wyoming	WY N						
52.	American Samoa	AS N						
53.	Guam	GU N						
54.	Puerto Rico	PR N						
55.	US Virgin Islands	VI N						
56.	Northern Mariana Islands	MP N						
57.	Canada	CAN N						
58.	Aggregate Other Alien	OT XXX						
59.	Subtotal	XXX	7,103	1,113,182			1,120,285	
90.	Reporting entity contributions for employee benefits plans	XXX						
91.	Dividends or refunds applied to purchase paid-up additions and annuities	XXX						
92.	Dividends or refunds applied to shorten endowment or premium paying period	XXX						
93.	Premium or annuity considerations waived under disability or other contract provisions	XXX						
94.	Aggregate other amounts not allocable by State	XXX						
95.	Totals (Direct Business)	XXX	7,103	1,113,182			1,120,285	
96.	Plus Reinsurance Assumed	XXX						
97.	Totals (All Business)	XXX	7,103	1,113,182			1,120,285	
98.	Less Reinsurance Ceded	XXX	379				379	
99.	Totals (All Business) less Reinsurance Ceded	XXX	6,724	1,113,182			1,119,906	
Details of Write-Ins								
58001.		XXX						
58002.		XXX						
58003.		XXX						
58998.	Summary of remaining write-ins for Line 58 from overflow page	XXX						
58999.	Totals (Lines 58001 through 58003 plus 58998) (Line 58 above)	XXX						
9401.		XXX						
9402.		XXX						
9403.		XXX						
9498.	Summary of remaining write-ins for Line 94 from overflow page	XXX						
9499.	Totals (Lines 9401 through 9403 plus 9498) (Line 94 above)	XXX						

(a) Active Status Counts

L – Licensed or Chartered - Licensed insurance carrier or domiciled RRG

E – Eligible - Reporting entities eligible or approved to write surplus lines in the state

N – None of the above - Not allowed to write business in the state

4 R – Registered - Non-domiciled RRGs

– Q – Qualified - Qualified or accredited reinsurer

53



**SCHEDULE Y - INFORMATION CONCERNING ACTIVITIES OF INSURER MEMBERS OF A HOLDING COMPANY GROUP**

PART 1 - ORGANIZATIONAL CHART

**NONE**

SCHEDULE Y

PART 1A - DETAIL OF INSURANCE HOLDING COMPANY SYSTEM

1	2	3	4	5	6	7	8	9	10	11	12	13	14	15	16
Group Code	Group Name	NAIC Company Code	ID Number	Federal RSSD	CIK	Name of Securities Exchange if Publicly Traded (U.S. or International)	Names of Parent, Subsidiaries Or Affiliates	Domiciliary Location	Relationship to Reporting Entity	Directly Controlled by (Name of Entity/Person)	Type of Control (Ownership, Board, Management, Attorney-in-Fact, Influence, Other)	If Control is Ownership Provide Percentage	Ultimate Controlling Entity(ies) / Person(s)	Is an SCA Filing Required? (Yes/No)	*

NONE

Asterisk	Explanation

SUPPLEMENTAL EXHIBITS AND SCHEDULES INTERROGATORIES







The following supplemental reports are required to be filed as part of your statement filing. However, in the event that your company does not transact the type of business for which the special report must be filed, your response of **NO** to the specific interrogatory will be accepted in lieu of filing a “NONE” report and a bar code will be printed below. If the supplement is required of your company but is not being filed for whatever reason enter **SEE EXPLANATION** and provide an explanation following the interrogatory questions.

	Response
1. Will the Trusteed Surplus Statement be filed with the state of domicile and the NAIC with this statement?.....	NO .....
2. Will the Medicare Part D Coverage Supplement be filed with the state of domicile and the NAIC with this statement?.....	NO .....
3. Will the Reasonableness of Assumptions Certification required by Actuarial Guideline XXXV be filed with the state of domicile and electronically with the NAIC? .....	YES .....
4. Will the Reasonableness and Consistency of Assumptions Certification required by Actuarial Guideline XXXV be filed with the state of domicile and electronically with the NAIC? .....	NO .....
5. Will the Reasonableness of Assumptions Certification for Implied Guaranteed Rate Method required by Actuarial Guideline XXXVI be filed with the state of domicile and electronically with the NAIC?.....	NO .....
6. Will the Reasonableness and Consistency of Assumptions Certification required by Actuarial Guideline XXXVI (Updated Average Market Value) be filed with the state of domicile and electronically with the NAIC?.....	NO .....
7. Will the Reasonableness and Consistency of Assumptions Certification required by Actuarial Guideline XXXVI (Updated Market Value) be filed with the state of domicile and electronically with the NAIC? .....	NO .....
8. Will the Life PBR Statement of Exemption be filed with the state of domicile by July 1st and electronically with the NAIC with the second quarterly filing per the Valuation Manual (by August 15)? (2nd Quarter Only) .....	N/A.....
<b>August Filing</b>	
9. Will the regulator-only (non-public) Communication of Internal Control Related Matters Noted in Audit be filed with the state of domicile and electronically with the NAIC (as a regulator-only non-public document) by August 1? The response for 1st and 3rd quarters should be N/A. A NO response resulting with a bar code is only appropriate in the 2nd quarter. ....	N/A.....

EXPLANATION:

1. The data for this supplement is not required to be filed.....
2. The data for this supplement is not required to be filed.....
3. The data for this supplement is not required to be filed.....
4. The data for this supplement is not required to be filed.....
5. The data for this supplement is not required to be filed.....
6. The data for this supplement is not required to be filed.....
7. The data for this supplement is not required to be filed.....
8. ....
9. ....

BARCODES:

1.   
5 6 3 2 4 2 0 2 2 4 9 0 0 0 0 0 1
2.   
5 6 3 2 4 2 0 2 2 3 6 5 0 0 0 0 1
3.
4.   
5 6 3 2 4 2 0 2 2 4 4 6 0 0 0 0 1
5.   
5 6 3 2 4 2 0 2 2 4 4 7 0 0 0 0 1
6.   
5 6 3 2 4 2 0 2 2 4 4 8 0 0 0 0 1
7.   
5 6 3 2 4 2 0 2 2 4 4 9 0 0 0 0 1
8.
9.

**OVERFLOW PAGE FOR WRITE-INS**

SCHEDULE A – VERIFICATION

Real Estate

		1	2
		Year to Date	Prior Year Ended December 31
1.	Book/adjusted carrying value, December 31 of prior year.....	62,487	64,975
2.	Cost of acquired:		
2.1	Actual cost at time of acquisition.....		
2.2	Additional investment made after acquisition.....		
3.	Current year change in encumbrances.....		
4.	Total gain (loss) on disposals.....		
5.	Deduct amounts received on disposals.....		
6.	Total foreign exchange change in book / adjusted carrying value.....		
7.	Deduct current year's other-than-temporary impairment recognized.....		
8.	Deduct current year's depreciation.....	527	2,488
9.	Book/adjusted carrying value at the end of current period (Lines 1+2+3+4-5+6-7-8).....	61,960	62,487
10.	Deduct total nonadmitted amounts.....		
11.	Statement value at end of current period (Line 9 minus Line 10).....	61,960	62,487

SCHEDULE B – VERIFICATION

Mortgage Loans

		1	2
		Year to Date	Prior Year Ended December 31
1.	Book value/recorded investment excluding accrued interest, December 31 of prior year.....		
2.	Cost of acquired:		
2.1	Actual cost at time of acquisition.....		
2.2	Additional investment made after acquisition.....		
3.	Capitalized deferred interest and other.....		
4.	Accrual of discount.....		
5.	Unrealized valuation increase (decrease).....		
6.	Total gain (loss) on disposals.....		
7.	Deduct amounts received on disposals.....		
8.	Deduct amortization of premium and mortgage interest points and comm. net fees.....		
9.	Total foreign exchange change in book value/recorded investment excluding accrued interest.....		
10.	Deduct current year's other-than-temporary impairment recognized.....		
11.	Book value/recorded investment excluding accrued interest at end of current period (Lines 1+2+3+4+5+6-7-8+9-10).....		
12.	Total valuation allowance.....		
13.	Subtotal (Line 11 plus Line 12).....		
14.	Deduct total nonadmitted amounts.....		
15.	Statement value at end of current period (Line 13 minus Line 14).....		

NONE

SCHEDULE BA - VERIFICATION

Other Long-Term Invested Assets

		1	2
		Year to Date	Prior Year Ended December 31
1.	Book/adjusted carrying value, December 31 of prior year.....	41,921	
2.	Cost of acquired:		
2.1	Actual cost at time of acquisition.....		49,088
2.2	Additional investment made after acquisition.....		
3.	Capitalized deferred interest and other.....		
4.	Accrual of discount.....	–	
5.	Unrealized valuation increase (decrease).....		
6.	Total gain (loss) on disposals.....		(4,332)
7.	Deduct amounts received on disposals.....	977	2,835
8.	Deduct amortization of premium and depreciation.....	–	
9.	Total foreign exchange change in book / adjusted carrying value.....		
10.	Deduct current year's other-than-temporary impairment recognized.....		
11.	Book/adjusted carrying value at end of current period (Lines 1+2+3+4+5+6-7-8+9-10).....	40,944	41,921
12.	Deduct total nonadmitted amounts.....		
13.	Statement value at end of current period (Line 11 minus Line 12).....	40,944	41,921

SCHEDULE D - VERIFICATION

Bonds and Stocks

		1	2
		Year to Date	Prior Year Ended December 31
1.	Book/adjusted carrying value of bonds and stocks, December 31 of prior year.....	19,200,641	18,153,697
2.	Cost of bonds and stocks acquired.....	1,210,748	3,498,705
3.	Accrual of discount.....	892	4,188
4.	Unrealized valuation increase (decrease).....	(105,846)	170,533
5.	Total gain (loss) on disposals.....	–	(3,830)
6.	Deduct consideration for bonds and stocks disposed of.....	243,778	2,611,280
7.	Deduct amortization of premium.....	35,177	88,037
8.	Total foreign exchange change in book / adjusted carrying value.....		
9.	Deduct current year's other-than-temporary impairment recognized.....		
10.	Total investment income recognized as a result of prepayment penalties and/or acceleration fees.....	1,843	76,665
11.	Book/adjusted carrying value at end of current period (Lines 1+2+3+4+5-6-7+8-9+10).....	20,029,323	19,200,641
12.	Deduct total nonadmitted amounts.....		
13.	Statement value at end of current period (Line 11 minus Line 12).....	20,029,323	19,200,641

SCHEDULE D – PART 1B

Showing the Acquisitions, Dispositions and Non-Trading Activity  
During the Current Quarter for all Bonds and Preferred Stock by NAIC Designation

NAIC Designation	1	2	3	4	5	6	7	8
	Book / Adjusted Carrying Value Beginning of Current Quarter	Acquisitions During Current Quarter	Dispositions During Current Quarter	Non-Trading Activity During Current Quarter	Book / Adjusted Carrying Value End of First Quarter	Book / Adjusted Carrying Value End of Second Quarter	Book / Adjusted Carrying Value End of Third Quarter	Book / Adjusted Carrying Value December 31 Prior Year
<b>Bonds</b>								
1. NAIC 1 (a).....	4,208,584		86,975	(1,947)	4,119,662			4,208,584
2. NAIC 2 (a).....	11,793,028	910,489	29,921	(17,373)	12,656,223			11,793,028
3. NAIC 3 (a).....	1,201,169			(1,559)	1,199,610			1,201,169
4. NAIC 4 (a).....								
5. NAIC 5 (a).....								
6. NAIC 6 (a).....	3,437		289		3,148			3,437
7. Total Bonds.....	17,206,218	910,489	117,185	(20,879)	17,978,643			17,206,218
<b>Preferred Stock</b>								
8. NAIC 1.....	133,928	49,785	79,000	(10,123)	94,590			133,928
9. NAIC 2.....	1,281,063	199,907	45,750	(106,429)	1,328,791			1,281,063
10. NAIC 3.....								
11. NAIC 4.....								
12. NAIC 5.....								
13. NAIC 6.....								
14. Total Preferred Stock.....	1,414,991	249,692	124,750	(116,552)	1,423,381			1,414,991
15. Total Bonds & Preferred Stock.....	18,621,209	1,160,181	241,935	(137,431)	19,402,024			18,621,209

(a) Book/Adjusted Carrying Value column for the end of the current reporting period includes the following amount of short-term and cash equivalent bonds by NAIC designation:

NAIC 1 \$ ; NAIC 2 \$ ; NAIC 3 \$ ; NAIC 4 \$ ; NAIC 5 \$ ; NAIC 6 \$

(SI-03) Schedule DA - Part 1

**NONE**

(SI-03) Schedule DA - Verification - Short-Term Investments

**NONE**

(SI-04) Schedule DB - Part A - Verification - Options, Caps, Floors, Collars, Swaps and Forwards

**NONE**

(SI-04) Schedule DB - Part B - Verification - Futures Contracts

**NONE**

(SI-05) Schedule DB - Part C - Section 1

**NONE**

(SI-06) Schedule DB - Part C - Section 2

**NONE**

(SI-07) Schedule DB - Verification

**NONE**

(SI-08) Schedule E - Part 2 Verification - Cash Equivalents

**NONE**

SCHEDULE A - PART 2

Showing All Real Estate ACQUIRED AND ADDITIONS MADE During the Current Quarter

1	Location		4	5	6	7	8	9
	2	3						
Description of Property	City	State	Date Acquired	Name of Vendor	Actual Cost at Time of Acquisition	Amount of Encumbrances	Book / Adjusted Carrying Value Less Encumbrances	Additional Investment Made after Acquisition
0399999 – Totals								

NONE

SCHEDULE A - PART 3

Showing All Real Estate DISPOSED During the Quarter, Including Payments During the Final Year on “Sales Under Contract”

1	Location		4	5	6	7	8	Change in Book / Adjusted Carrying Value Less Encumbrances					14	15	16	17	18	19	20
	2	3						9	10	11	12	13							
Description of Property	City	State	Disposal Date	Name of Purchaser	Actual Cost	Expended for Additions, Permanent Improvements and Changes in Encumbrances	Book / Adjusted Carrying Value Less Encumbrances Prior Year	Current Year's Depreciation	Current Year's Other-Than-Temporary Impairment Recognized	Current Year's Change in Encumbrances	Total Change in B./A.C.V. (11 - 9 - 10)	Total Foreign Exchange Change in B./A.C.V.	Book / Adjusted Carrying Value Less Encumbrances on Disposal	Amounts Received During Year	Foreign Exchange Gain (Loss) on Disposal	Realized Gain (Loss) on Disposal	Total Gain (Loss) on Disposal	Gross Income Earned Less Interest Incurred on Encumbrances	Taxes, Repairs and Expenses Incurred
Property disposed																			
Office	Cleveland	Oh			52,206		62,487	527			(527)								2,123
0199999 – Property disposed					52,206		62,487	527			(527)								2,123
0399999 – Totals					52,206		62,487	527			(527)								2,123



SCHEDULE B - PART 2

Showing All Mortgage Loans Acquired and Additions Made During the Current Quarter

1	Location		4	5	6	7	8	9
	2	3						
Loan Number	City	State	Loan Type	Date Acquired	Rate of Interest	Actual Cost at Time of Acquisition	Additional Investment Made After Acquisition	Value of Land and Buildings
3399999 – Total Mortgages (sum of 0899999, 1699999, 2499999 and 3299999)								

NONE

SCHEDULE B - PART 3

Showing All Mortgage Loans DISPOSED, Transferred or Repaid During the Current Quarter

1	Location		4	5	6	7	Change in Book Value/Recorded Investment						14	15	16	17	18
	2	3					8	9	10	11	12	13					
Loan Number	City	State	Loan Type	Date Acquired	Disposal Date	Book Value / Recorded Investment Excluding Accrued Interest Prior Year	Unrealized Valuation Increase / (Decrease)	Current Year's (Amortization) / Accretion	Current Year's Other-Than-Temporary Impairment Recognized	Capitalized Deferred Interest and Other	Total Change in Book Value (8+9-10+11)	Total Foreign Exchange Change in Book Value	Book Value / Recorded Investment Excluding Accrued Interest on Disposal	Consideration	Foreign Exchange Gain (Loss) on Disposal	Realized Gain (Loss) on Disposal	Total Gain (Loss) on Disposal
0599999 – Total																	

NONE

SCHEDULE BA - PART 2

Showing Other Long-Term Invested Assets ACQUIRED AND ADDITIONS MADE During the Current Quarter

1	2	Location		5	6	7	8	9	10	11	12	13
		3	4									
CUSIP	Name or Description	City	State	Name of Vendor or General Partner	NAIC Designation, NAIC Designation Modifier and SVO Administrative Symbol	Date Originally Acquired	Type and Strategy	Actual Cost at Time of Acquisition	Additional Investment Made After Acquisition	Amount of Encumbrances	Commitment for Additional Investment	Percentage of Ownership
5099999 – TOTALS .....									.....	.....	.....	XXX .....

NONE

SCHEDULE BA - PART 3

Showing Other Long-Term Invested Assets DISPOSED, Transferred or Repaid During the Current Quarter

1	2	Location		5	6	7	8	Change in Book / Adjusted Carrying Value						15	16	17	18	19	20
		3	4					9	10	11	12	13	14						
CUSIP	Name or Description	City	State	Name of Purchaser or Nature of Disposal	Date Originally Acquired	Disposal Date	Book / Adjusted Carrying Value Less Encumbrances, Prior Year	Unrealized Valuation Increase / (Decrease)	Current Year's (Depreciation) or (Amortization) / Accretion	Current Year's Other-Than-Temporary Impairment Recognized	Capitalized Deferred Interest and Other	Total Change in B./A.C.V. (9+10-11+12)	Total Foreign Exchange Change in B./A.C.V.	Book / Adjusted Carrying Value Less Encumbrances on Disposal	Consideration	Foreign Exchange Gain (Loss) on Disposal	Realized Gain (Loss) on Disposal	Total Gain (Loss) on Disposal	Investment Income
Oil and Gas Production, Unaffiliated																			
293792-10-7.....	Enterprise Product Partnership .....	Houston .....	TX.....	Partnership Distribution .....	03/05/2021	02/11/2022	..... 977	.....	.....	.....	.....	.....	.....	..... 977	..... 977	.....	.....	.....	.....
0199999 – Oil and Gas Production, Unaffiliated .....							..... 977	.....	.....	.....	.....	.....	.....	..... 977	..... 977	.....	.....	.....	.....
4899999 – Subtotals, Unaffiliated .....							..... 977	.....	.....	.....	.....	.....	.....	..... 977	..... 977	.....	.....	.....	.....
5099999 – TOTALS .....							..... 977	.....	.....	.....	.....	.....	.....	..... 977	..... 977	.....	.....	.....	.....

SCHEDULE D - PART 3

Show All Long-Term Bonds and Stock Acquired During the Current Quarter

1	2	3	4	5	6	7	8	9	10
CUSIP Identification	Description	Foreign	Date Acquired	Name of Vendor	Number of Shares of Stock	Actual Cost	Par Value	Paid for Accrued Interest and Dividends	NAIC Designation, NAIC Designation Modifier and SVO Administrative Symbol
<b>Bonds: Industrial and Miscellaneous (Unaffiliated)</b>									
097023-CX-1	BOEING CO.		01/25/2022	WELLS FARGO	XXX	133,450	100,000	1,417	2.C
559080-AG-1	MAGELLAN MIDSTREAM PARTN		02/10/2022	WELLS FARGO	XXX	284,625	250,000	4,256	2.A
521865-AZ-8	LEAR CORP		03/18/2022	WELLS FARGO	XXX	107,000	100,000	1,852	2.C
743674-AY-9	PROTECTIVE LIFE CORP		03/18/2022	WELLS FARGO	XXX	145,400	100,000	3,685	2.A
28336L-BH-1	EL PASO CORP		03/21/2022	WELLS FARGO	XXX	126,050	100,000	783	2.B
655422-AV-5	NORANDA INC	A	03/25/2022	WELLS FARGO	XXX	113,964	100,000	1,791	2.A
1109999999 – Bonds: Industrial and Miscellaneous (Unaffiliated)						910,489	750,000	13,784	XXX
2509999997 – Subtotals - Bonds - Part 3						910,489	750,000	13,784	XXX
2509999999 – Subtotals - Bonds						910,489	750,000	13,784	XXX
<b>Preferred Stocks: Industrial and Miscellaneous (Unaffiliated) Perpetual Preferred</b>									
06055H-87-1	BANK AMER CORP 4.75% PFD		01/27/2022	WELLS FARGO	2,000.000	50,000			2.C
00775V-10-4	AEGON FUNDING COMPANY	C	02/04/2022	JANNEY MONTGOMERY SCOTT	1,955.000	50,044			2.B
084423-88-8	W R BERKLEY CORP		02/04/2022	JANNEY MONTGOMERY SCOTT	2,060.000	49,888			2.C
36242H-86-4	GABELLI DIVIDEND & INCOME TRUST		02/04/2022	JANNEY MONTGOMERY SCOTT	2,000.000	49,785			1.D
842587-88-3	SOUTHERN COMPANY		02/04/2022	JANNEY MONTGOMERY SCOTT	2,100.000	49,975			2.C
4019999999 – Preferred Stocks: Industrial and Miscellaneous (Unaffiliated) Perpetual Preferred						249,692	XXX		XXX
4509999997 – Subtotals - Preferred Stocks - Part 3						249,692	XXX		XXX
4509999999 – Subtotals - Preferred Stocks						249,692	XXX		XXX
<b>Common Stocks: Industrial and Miscellaneous (Unaffiliated) Publicly Traded</b>									
30231G-10-2	EXXON MOBIL CORP		01/18/2022	JANNEY MONTGOMERY SCOTT	700.000	50,567	XXX		XXX
5019999999 – Common Stocks: Industrial and Miscellaneous (Unaffiliated) Publicly Traded						50,567	XXX		XXX
5989999997 – Subtotals - Common Stocks - Part 3						50,567	XXX		XXX
5989999999 – Subtotals Common Stocks						50,567	XXX		XXX
5999999999 – Subtotals Preferred and Common Stocks						300,259	XXX		XXX
6009999999 – Totals						1,210,748	XXX	13,784	XXX

SCHEDULE D - PART 4

Show All Long-Term Bonds and Stock Sold, Redeemed or Otherwise Disposed of During the Current Quarter

1	2	3	4	5	6	7	8	9	10	Change in Book / Adjusted Carrying Value					16	17	18	19	20	21	22
										11	12	13	14	15							
CUSIP Identification	Description	Foreign	Disposal Date	Name of Purchaser	Number of Shares	Consideration	Par Value	Actual Cost	Prior Year Book / Adjusted Carrying Value	Unrealized Valuation Increase / (Decrease)	Current Year's (Amortization) / Accretion	Current Year's Other-Than-Temporary Impairment Recognized	Total Change in B. / A.C.V. (11+12-13)	Total Foreign Exchange Change in B./A.C.V.	Book / Adjusted Carrying Value at Disposal Date	Foreign Exchange Gain (Loss) on Disposal	Realized Gain (Loss) on Disposal	Total Gain (Loss) on Disposal	Bond Interest / Stock Dividends Received During Year	Stated Contractual Maturity Date	NAIC Designation, NAIC Designation Modifier and SVO Administrative Symbol
Bonds: U.S. Governments																					
36202D-3G-4	GNMA PASS THRU POOL		03/31/2022	CALLED (PARTIAL)	XXX	34	34	34	34						34						1.A FE
36202D-CC-3	GNMA PASS THRU POOL		03/31/2022	CALLED (PARTIAL)	XXX	79	79	79	79						79						1.A FE
36202E-BU-2	GNMA PASS THRU POOL		03/31/2022	CALLED (PARTIAL)	XXX	41	41	41	41						41						1.A FE
36202E-EH-8	GNMA PASS THRU POOL		03/31/2022	CALLED (PARTIAL)	XXX	77	77	77	77						77						1.A FE
36202X-DA-2	GNMA PASS THRU POOL		03/31/2022	CALLED (PARTIAL)	XXX	201	201	201	201						201						1.A FE
36206C-SB-6	GNMA PASS THRU POOL		03/31/2022	CALLED (PARTIAL)	XXX	21	21	21	21						21						1.A FE
36224Y-QE-2	GNMA PASS THRU POOL		03/31/2022	CALLED (PARTIAL)	XXX	3	3	3	3						3						1.A FE
36225B-PP-7	GNMA PASS THRU POOL		03/31/2022	CALLED (PARTIAL)	XXX	16	16	16	16						16						1.A FE
36290R-5P-4	GNMA PASS THRU POOL		03/31/2022	CALLED (PARTIAL)	XXX	138	138	138	138						138						1.A FE
38374B-6B-4	MULTI CLASS CMO		03/31/2022	CALLED (PARTIAL)	XXX	405	405	405	405						405						1.A FE
38374B-DJ-9	MULTI CLASS CMO		03/31/2022	CALLED (PARTIAL)	XXX	448	448	448	448						448						1.A FE
38374F-CU-6	MULTI CLASS CMO		03/31/2022	CALLED (PARTIAL)	XXX	108	108	108	108						108						1.A FE
38374K-B8-5	MULTI CLASS CMO		03/31/2022	CALLED (PARTIAL)	XXX	376	376	376	376						376						1.A FE
38374K-LR-2	GOV'T NAT MORT ASSOC		03/31/2022	CALLED (PARTIAL)	XXX	268	268	268	268						268						1.A FE
38374K-NP-4	GOV'T NAT MORT ASSOC		03/31/2022	CALLED (PARTIAL)	XXX	277	277	277	277						277						1.A FE
38374L-5Q-0	MULTI CLASS CMO		03/31/2022	CALLED (PARTIAL)	XXX	2,373	2,373	2,373	2,373						2,373						1.A FE
38374L-HA-2	GOV'T NAT MORT ASSOC		03/31/2022	CALLED (PARTIAL)	XXX	361	361	361	361						361						1.A FE
38374X-SX-4	GOV'T NAT MORT ASSOC		03/31/2022	CALLED (PARTIAL)	XXX	445	445	445	445						445						1.A FE
38375J-HQ-1	GOV'T NAT MORT ASSOC		03/31/2022	CALLED (PARTIAL)	XXX	297	297	297	297						297						1.A FE
38375Q-EY-1	GOV'T NAT MORT ASSOC		03/31/2022	CALLED (PARTIAL)	XXX	415	415	415	415						415						1.A FE
0109999999 – Bonds: U.S. Governments						6,383	6,383	6,383	6,383						6,383					XXX	XXX
Bonds: All Other Governments																					
3133T4-GB-6	FEDERAL HOME LOAN MORTGAGE		03/31/2022	CALLED (PARTIAL)	XXX	34	34	34	34						34						1.A FE
31358Q-BR-5	FED NAT MORT ASSOC		03/31/2022	CALLED (PARTIAL)	XXX	2	2	2	2						2						1.A FE
31358R-BM-4	FED NAT MORT ASSOC		03/31/2022	CALLED (PARTIAL)	XXX	6	6	6	6						6						1.A FE
31358U-MV-5	FED NAT MORT ASSOC		03/31/2022	CALLED (PARTIAL)	XXX	24	24	24	24						24						1.A FE
31359F-QL-5	FNMA SEQUENTIAL		03/31/2022	CALLED (PARTIAL)	XXX	41	41	41	41						41						1.A FE
313921-Y8-5	FED NAT MORT ASSOC		03/31/2022	CALLED (PARTIAL)	XXX	57	57	57	57						57						1.A FE
31393X-RL-3	FED NAT MORT ASSOC		03/31/2022	CALLED (PARTIAL)	XXX	428	428	428	428						428						1.A
0309999999 – Bonds: All Other Governments						592	592	592	592						592					XXX	XXX
Bonds: U.S. Special Revenue and Special Assessment and all Non-Guaranteed Obligations of Agencies and Authorities of Governments and Their Political Subdivisions																					
186352-QD-5	CLEVELAND OH ARPT SYS		01/03/2022	CALLED	XXX	30,000	30,000	30,000	30,000		–		–		30,000		–	–	750	01/01/2030	1.F FE
442348-92-6	HOUSTON TX ARPT SYS RXXX		01/03/2022	CALLED (PARTIAL)	XXX	5,000	5,000	5,000	5,000		–		–		5,000		–	–	–	03/01/2028	2.A FE
0909999999 – Bonds: U.S. Special Revenue and Special Assessment and all Non-Guaranteed Obligations of Agencies and Authorities of Governments and Their Political Subdivisions						35,000	35,000	35,000	35,000		–		–		35,000		–	–	750	XXX	XXX
Bonds: Industrial and Miscellaneous (Unaffiliated)																					
30231G-AJ-1	EXXON MOBIL CORP		01/06/2022	CALLED	XXX	25,000	25,000	24,876	25,000		–		–		25,000		–	–	200	03/06/2022	1.C FE
166764-AT-7	CHEVRON CORP NEW		02/03/2022	CALLED	XXX	25,000	25,000	24,920	25,000		–		–		25,000		–	–	251	03/03/2022	1.D FE
035242-AP-1	ANHEUSER BUSCH INBEV		02/09/2022	CALLED	XXX	26,764	25,000	24,842	24,919	2			2		24,921		–	–	2,320	02/01/2026	2.A FE
05949Q-BD-6	BANC AMERICA		03/31/2022	CALLED (PARTIAL)	XXX	289	289	289	289		–		–		289		–	–	–	03/25/2036	6. FE
1109999999 – Bonds: Industrial and Miscellaneous (Unaffiliated)						77,053	75,289	74,927	75,208	2			2		75,210		–	–	2,771	XXX	XXX
2509999997 – Subtotals - Bonds - Part 4						119,028	117,264	116,902	117,183	2			2		117,185		–	–	3,521	XXX	XXX
2509999999 – Subtotals - Bonds						119,028	117,264	116,902	117,183	2			2		117,185		–	–	3,521	XXX	XXX
Preferred Stocks: Industrial and Miscellaneous (Unaffiliated) Perpetual Preferred																					
902973-83-3	U S BANCORP DE DEP SHS		01/18/2022	CALLED	1,830.000	45,750		49,867	49,867		(4,118)		(4,118)		45,750		–	–	743	XXX	2.B FE
362397-85-3	GABELLI EQUITY TR INC		01/31/2022	CALLED	3,160.000	79,000		84,941	84,941		(5,941)		(5,941)		79,000		–	–	1,495	XXX	1.E FE
4019999999 – Preferred Stocks: Industrial and Miscellaneous (Unaffiliated) Perpetual Preferred						124,750	XXX	134,808	134,808		(10,059)		(10,059)		124,750		–	–	2,238	XXX	XXX
4509999997 – Subtotals - Preferred Stocks - Part 4						124,750	XXX	134,808	134,808		(10,059)		(10,059)		124,750		–	–	2,238	XXX	XXX
4509999999 – Subtotals - Preferred Stocks						124,750	XXX	134,808	134,808		(10,059)		(10,059)		124,750		–	–	2,238	XXX	XXX
5999999999 – Subtotals Preferred and Common Stocks						124,750	XXX	134,808	134,808		(10,059)		(10,059)		124,750		–	–	2,238	XXX	XXX
6009999999 – Totals						243,778	XXX	251,710	251,991		(10,057)		(10,057)		241,935		–	–	5,759	XXX	XXX

(E-06) Schedule DB - Part A - Section 1

**NONE**

(E-06) Schedule DB - Part A - Section 1 - Description of Hedged Risk(s)

**NONE**

(E-06) Schedule DB - Part A - Section 1 - Financial or Economic Impact of The Hedge

**NONE**

(E-07) Schedule DB - Part B - Section 1

**NONE**

(E-07) Schedule DB - Part B - Section 1 - Broker Name

**NONE**

(E-07) Schedule DB - Part B - Section 1 - Description of Hedged Risk(s)

**NONE**

(E-07) Schedule DB - Part B - Section 1 - Financial or Economic Impact of The Hedge

**NONE**

(E-08) Schedule DB - Part D - Section 1

**NONE**

(E-09) Schedule DB - Part D - Section 2 - By Reporting Entity

**NONE**

(E-09) Schedule DB - Part D - Section 2 - To Reporting Entity

**NONE**

(E-10) Schedule DB - Part E

**NONE**

(E-11) Schedule DL - Part 1

**NONE**

(E-12) Schedule DL - Part 2

**NONE**

SCHEDULE E - PART 1 - CASH  
Month End Depository Balances

1  Depository	2  Code	3  Rate of Interest	4  Amount of Interest Received During Current Quarter	5  Amount of Interest Accrued at Current Statement Date	Book Balance at End of Each Month During Current Quarter			9  *
					6  First Month	7  Second Month	8  Third Month	
JANNEY MONTGOMERY SCOTT SWEEP ACCOUNT – OHIO							4,596	XXX
PNC COMMERCIAL ACCOUNT – OHIO					71,381	309,040	167,586	XXX
PNC MONEY MARKET – OHIO		0.010	2		81,236	81,237	81,238	XXX
WELLS FARGO SWEEP ACCOUNT – OHIO							2,629	XXX
0199998 – Deposits in depositories that do not exceed the allowable limit in any one depository (see Instructions) - Open Depositories								XXX
0199999 – Total Open Depositories			2		152,617	390,277	256,049	XXX
0299998 – Deposits in depositories that do not exceed the allowable limit in any one depository (see Instructions) - Suspended Depositories								XXX
0299999 – Total Suspended Depositories								XXX
0399999 – Total Cash on Deposit			2		152,617	390,277	256,049	XXX
0499999 – Cash in Company's Office			XXX	XXX			250	XXX
0599999 – Total			2		152,617	390,277	256,299	XXX

SCHEDULE E - PART 2 - CASH EQUIVALENTS

Show Investments Owned End of Current Quarter

1	2	3	4	5	6	7	8	9
CUSIP	Description	Code	Date Acquired	Rate of Interest	Maturity Date	Book / Adjusted Carrying Value	Amount of Interest Due and Accrued	Amount Received During Year
8609999999 – Total Cash Equivalents.....								

NONE