



LIFE, AND ACCIDENT AND HEALTH COMPANIES/FRATERNAL BENEFIT SOCIETIES - ASSOCIATION EDITION

ANNUAL STATEMENT

FOR THE YEAR ENDED DECEMBER 31, 2021
OF THE CONDITION AND AFFAIRS OF THE

Integrity Life Insurance Company

NAIC Group Code 0836 0836 NAIC Company Code 74780 Employer's ID Number 86-0214103
(Current) (Prior)

Organized under the Laws of Ohio, State of Domicile or Port of Entry OH

Country of Domicile United States of America

Licensed as business type: Life, Accident and Health [X] Fraternal Benefit Societies []

Incorporated/Organized 05/03/1966 Commenced Business 05/25/1966

Statutory Home Office 400 Broadway, Cincinnati, OH, US 45202
(Street and Number) (City or Town, State, Country and Zip Code)

Main Administrative Office 400 Broadway
(Street and Number)
Cincinnati, OH, US 45202 513-629-1800
(City or Town, State, Country and Zip Code) (Area Code) (Telephone Number)

Mail Address 400 Broadway, Cincinnati, OH, US 45202
(Street and Number or P.O. Box) (City or Town, State, Country and Zip Code)

Primary Location of Books and Records 400 Broadway
(Street and Number)
Cincinnati, OH, US 45202 513-629-1800
(City or Town, State, Country and Zip Code) (Area Code) (Telephone Number)

Internet Website Address www.integritylife.com

Statutory Statement Contact Wade Matthew Fugate, 513-629-1402
(Name) (Area Code) (Telephone Number)
CompAcctGrp@WesternSouthernLife.com 513-629-1871
(E-mail Address) (FAX Number)

OFFICERS

Chairman of the Board John Finn Barrett Secretary Edward Joseph Babbitt
President & CEO Jill Tripp McGruder

OTHER

| | | |
|---|---|--|
| <u>Mark Erdem Caner, Sr VP</u> | <u>Daniel Joseph Downing, Sr VP</u> | <u>Lisa Beth Fangman, Sr VP</u> |
| <u>James Jeffrey Fitzgerald #, Sr VP, Chf Information Off</u> | <u>Wade Matthew Fugate, VP, Controller</u> | <u>David Todd Henderson, Sr VP, Chf Acty, Risk, Data Off</u> |
| <u>Kevin Louis Howard, Sr VP, General Counsel</u> | <u>Bradley Joseph Hunkler, Sr VP, Chief Financial Officer</u> | <u>Jay Vincent Johnson, VP, Treasurer</u> |
| <u>Phillip Earl King, Sr VP, Auditor</u> | <u>Paul Matthew Kruth, VP</u> | <u>Bruce William Maisel, VP, CCO</u> |
| <u>Paul Charles Silva, VP</u> | <u>Denise Lynn Sparks, VP</u> | <u>Michael Shane Speas, VP, Chief Info Security Officer</u> |
| <u>James Joseph Vance, Sr VP, Co-Chief Inv Officer</u> | <u>Terrie Ann Wiedenheft, VP</u> | <u>Brendan Matthew White, Sr VP, Co-Chief Inv Officer</u> |
| <u>Aaron Jason Wolf, VP, Chief Underwriter</u> | | |

DIRECTORS OR TRUSTEES

| | | |
|--------------------------------|-------------------------------|----------------------------|
| <u>Edward Joseph Babbitt</u> | <u>John Finn Barrett</u> | <u>Jill Tripp McGruder</u> |
| <u>Jonathan David Niemeyer</u> | <u>Donald Joseph Wuebbing</u> | |

State of Ohio SS
County of Hamilton

The officers of this reporting entity being duly sworn, each depose and say that they are the described officers of said reporting entity, and that on the reporting period stated above, all of the herein described assets were the absolute property of the said reporting entity, free and clear from any liens or claims thereon, except as herein stated, and that this statement, together with related exhibits, schedules and explanations therein contained, annexed or referred to, is a full and true statement of all the assets and liabilities and of the condition and affairs of the said reporting entity as of the reporting period stated above, and of its income and deductions therefrom for the period ended, and have been completed in accordance with the NAIC Annual Statement Instructions and Accounting Practices and Procedures manual except to the extent that: (1) state law may differ; or, (2) that state rules or regulations require differences in reporting not related to accounting practices and procedures, according to the best of their information, knowledge and belief, respectively. Furthermore, the scope of this attestation by the described officers also includes the related corresponding electronic filing with the NAIC, when required, that is an exact copy (except for formatting differences due to electronic filing) of the enclosed statement. The electronic filing may be requested by various regulators in lieu of or in addition to the enclosed statement.

Jill Tripp McGruder
President & CEO

Edward Joseph Babbitt
Secretary

Wade Matthew Fugate
VP and Controller

Subscribed and sworn to before me this
11th day of February, 2022

- a. Is this an original filing? Yes [X] No []
- b. If no,
1. State the amendment number.....
 2. Date filed
 3. Number of pages attached.....



ANNUAL STATEMENT FOR THE YEAR 2021 OF THE Integrity Life Insurance Company

DIRECT BUSINESS IN THE STATE OF Alabama

DURING THE YEAR 2021

NAIC Group Code 0836

LIFE INSURANCE

NAIC Company Code 74780

Table with 5 columns: Ordinary, Credit Life (Group and Individual), Group, Industrial, Total. Rows include Direct Premiums and Annuity Considerations, Direct Dividends to Policyholders/Refunds to Members, Direct Claims and Benefits Paid, and Details of Write-ins.

Table with 10 columns: Ordinary (No. of Pols. & Certifs., Amount), Credit Life (No. of Ind. Pols. & Gr. Certifs., Amount), Group (No. of Certifs., Amount), Industrial (No. of Pols. & Certifs., Amount), Total (No. of Pols. & Certifs., Amount). Rows include Direct Death Benefits and Matured Endowments Incurred and Policy Exhibit.

(a) Includes Individual Credit Life Insurance prior year \$, current year \$ Includes Group Credit Life Insurance Loans less than or equal to 60 months at issue, prior year \$, current year \$ Loans greater than 60 months at issue BUT NOT GREATER THAN 120 MONTHS, prior year \$, current year \$

ACCIDENT AND HEALTH INSURANCE

Table with 5 columns: Direct Premiums, Direct Premiums Earned, Policyholder Dividends Paid, Refunds to Members or Credited on Direct Business, Direct Losses Paid, Direct Losses Incurred. Rows include Group Policies (b) and various sub-categories.

(b) For health business on indicated lines report: Number of persons insured under PPO managed care products 0 and number of persons insured under indemnity only products 0



ANNUAL STATEMENT FOR THE YEAR 2021 OF THE Integrity Life Insurance Company

DIRECT BUSINESS IN THE STATE OF Alaska

DURING THE YEAR 2021

NAIC Group Code 0836

LIFE INSURANCE

NAIC Company Code 74780

Table with 5 columns: Ordinary, Credit Life (Group and Individual), Group, Industrial, Total. Rows include Direct Premiums and Annuity Considerations, Direct Dividends to Policyholders/Refunds to Members, Direct Claims and Benefits Paid, and Details of Write-ins.

Table with 10 columns: Ordinary (No. of Pols. & Certifs., Amount), Credit Life (No. of Ind. Pols. & Gr. Certifs., Amount), Group (No. of Certifs., Amount), Industrial (No. of Pols. & Certifs., Amount), Total (No. of Pols. & Certifs., Amount). Rows include Direct Death Benefits and Matured Endowments Incurred and Policy Exhibit.

(a) Includes Individual Credit Life Insurance prior year \$, current year \$ Includes Group Credit Life Insurance Loans less than or equal to 60 months at issue, prior year \$, current year \$ Loans greater than 60 months at issue BUT NOT GREATER THAN 120 MONTHS, prior year \$, current year \$

ACCIDENT AND HEALTH INSURANCE

Table with 5 columns: Direct Premiums, Direct Premiums Earned, Policyholder Dividends Paid, Refunds to Members or Credited on Direct Business, Direct Losses Paid, Direct Losses Incurred. Rows include Group Policies (b) and various sub-categories.

(b) For health business on indicated lines report: Number of persons insured under PPO managed care products and number of persons insured under indemnity only products



ANNUAL STATEMENT FOR THE YEAR 2021 OF THE Integrity Life Insurance Company

DIRECT BUSINESS IN THE STATE OF Arizona

DURING THE YEAR 2021

NAIC Group Code 0836

LIFE INSURANCE

NAIC Company Code 74780

Table with 5 columns: Ordinary, Credit Life (Group and Individual), Group, Industrial, Total. Rows include Direct Premiums and Annuity Considerations, Direct Dividends to Policyholders/Refunds to Members, Direct Claims and Benefits Paid, and Details of Write-ins.

Table with 10 columns: Ordinary (No. of Pols. & Certifs., Amount), Credit Life (No. of Ind. Pols. & Gr. Certifs., Amount), Group (No. of Certifs., Amount), Industrial (No. of Pols. & Certifs., Amount), Total (No. of Pols. & Certifs., Amount). Rows include Direct Death Benefits and Matured Endowments Incurred and Policy Exhibit.

(a) Includes Individual Credit Life Insurance prior year \$, current year \$
Includes Group Credit Life Insurance Loans less than or equal to 60 months at issue, prior year \$, current year \$
Loans greater than 60 months at issue BUT NOT GREATER THAN 120 MONTHS, prior year \$, current year \$

ACCIDENT AND HEALTH INSURANCE

Table with 5 columns: Direct Premiums, Direct Premiums Earned, Policyholder Dividends Paid, Refunds to Members or Credited on Direct Business, Direct Losses Paid, Direct Losses Incurred. Rows include Group Policies (b) and various sub-categories.

(b) For health business on indicated lines report: Number of persons insured under PPO managed care products 0 and number of persons insured under indemnity only products 0



ANNUAL STATEMENT FOR THE YEAR 2021 OF THE Integrity Life Insurance Company

DIRECT BUSINESS IN THE STATE OF Arkansas

DURING THE YEAR 2021

NAIC Group Code 0836

LIFE INSURANCE

NAIC Company Code 74780

Table with 5 columns: Ordinary, Credit Life (Group and Individual), Group, Industrial, Total. Rows include Direct Premiums and Annuity Considerations, Direct Dividends to Policyholders/Refunds to Members, Direct Claims and Benefits Paid, and Details of Write-ins.

Table with 10 columns: Ordinary (No. of Pols. & Certifs., Amount), Credit Life (No. of Ind. Pols. & Gr. Certifs., Amount), Group (No. of Certifs., Amount), Industrial (No. of Pols. & Certifs., Amount), Total (No. of Pols. & Certifs., Amount). Rows include Direct Death Benefits and Matured Endowments Incurred and Policy Exhibit.

(a) Includes Individual Credit Life Insurance prior year \$, current year \$ Includes Group Credit Life Insurance Loans less than or equal to 60 months at issue, prior year \$, current year \$ Loans greater than 60 months at issue BUT NOT GREATER THAN 120 MONTHS, prior year \$, current year \$

ACCIDENT AND HEALTH INSURANCE

Table with 5 columns: Direct Premiums, Direct Premiums Earned, Policyholder Dividends Paid, Refunds to Members or Credited on Direct Business, Direct Losses Paid, Direct Losses Incurred. Rows include Group Policies (b) and various sub-categories.

(b) For health business on indicated lines report: Number of persons insured under PPO managed care products and number of persons insured under indemnity only products



ANNUAL STATEMENT FOR THE YEAR 2021 OF THE Integrity Life Insurance Company

DIRECT BUSINESS IN THE STATE OF California

DURING THE YEAR 2021

NAIC Group Code 0836

LIFE INSURANCE

NAIC Company Code 74780

| DIRECT PREMIUMS AND ANNUITY CONSIDERATIONS | 1 | 2 | 3 | 4 | 5 |
|--|------------|------------------------------------|-------|------------|------------|
| | Ordinary | Credit Life (Group and Individual) | Group | Industrial | Total |
| 1. Life insurance | 10,525 | 0 | 0 | 0 | 10,525 |
| 2. Annuity considerations | 18,921,879 | 0 | 0 | 0 | 18,921,879 |
| 3. Deposit-type contract funds | 3,085,117 | XXX | 0 | XXX | 3,085,117 |
| 4. Other considerations | | | | | 0 |
| 5. Totals (Sum of Lines 1 to 4) | 22,017,521 | 0 | 0 | 0 | 22,017,521 |
| DIRECT DIVIDENDS TO POLICYHOLDERS/REFUNDS TO MEMBERS | | | | | |
| Life insurance: | | | | | |
| 6.1 Paid in cash or left on deposit | | | | | 0 |
| 6.2 Applied to pay renewal premiums | | | | | 0 |
| 6.3 Applied to provide paid-up additions or shorten the endowment or premium-paying period | | | | | 0 |
| 6.4 Other | | | | | 0 |
| 6.5 Totals (Sum of Lines 6.1 to 6.4) | 0 | 0 | 0 | 0 | 0 |
| Annuities: | | | | | |
| 7.1 Paid in cash or left on deposit | | | | | 0 |
| 7.2 Applied to provide paid-up annuities | | | | | 0 |
| 7.3 Other | | | | | 0 |
| 7.4 Totals (Sum of Lines 7.1 to 7.3) | 0 | 0 | 0 | 0 | 0 |
| 8. Grand Totals (Lines 6.5 plus 7.4) | 0 | 0 | 0 | 0 | 0 |
| DIRECT CLAIMS AND BENEFITS PAID | | | | | |
| 9. Death benefits | 3,803,490 | 0 | 0 | 0 | 3,803,490 |
| 10. Matured endowments | | | | | 0 |
| 11. Annuity benefits | 23,789,298 | 0 | 0 | 0 | 23,789,298 |
| 12. Surrender values and withdrawals for life contracts | 18,108,473 | 0 | 0 | 0 | 18,108,473 |
| 13. Aggregate write-ins for miscellaneous direct claims and benefits paid | 0 | 0 | 0 | 0 | 0 |
| 14. All other benefits, except accident and health | 4,350,352 | 0 | 0 | 0 | 4,350,352 |
| 15. Totals | 50,051,613 | 0 | 0 | 0 | 50,051,613 |
| DETAILS OF WRITE-INS | | | | | |
| 1301. | | | | | |
| 1302. | | | | | |
| 1303. | | | | | |
| 1398. Summary of Line 13 from overflow page | 0 | 0 | 0 | 0 | 0 |
| 1399. Totals (Lines 1301 thru 1303 plus 1398) (Line 13 above) | 0 | 0 | 0 | 0 | 0 |

| DIRECT DEATH BENEFITS AND MATURED ENDOWMENTS INCURRED | Ordinary | | Credit Life (Group and Individual) | | Group | | Industrial | | Total | |
|---|------------------------|-------------|------------------------------------|--------|-----------------|--------|------------------------|--------|------------------------|-------------|
| | 1 | 2 | 3 | 4 | 5 | 6 | 7 | 8 | 9 | 10 |
| | No. of Pol. & Certifs. | Amount | No. of Ind. Pol. & Gr. Certifs. | Amount | No. of Certifs. | Amount | No. of Pol. & Certifs. | Amount | No. of Pol. & Certifs. | Amount |
| 16. Unpaid December 31, prior year | | | | | | | | | 0 | 0 |
| 17. Incurred during current year | 11 | 3,803,490 | 0 | 0 | 0 | 0 | 0 | 0 | 11 | 3,803,490 |
| 18. Settled during current year: | | | | | | | | | | |
| 18.1 By payment in full | 11 | 3,803,490 | | | | 0 | | 0 | 11 | 3,803,490 |
| 18.2 By payment on compromised claims | | | | | | | | | 0 | 0 |
| 18.3 Totals paid | 11 | 3,803,490 | 0 | 0 | 0 | 0 | 0 | 0 | 11 | 3,803,490 |
| 18.4 Reduction by compromise | | | | | | | | | 0 | 0 |
| 18.5 Amount rejected | | | | | | | | | 0 | 0 |
| 18.6 Total settlements | 11 | 3,803,490 | 0 | 0 | 0 | 0 | 0 | 0 | 11 | 3,803,490 |
| 19. Unpaid Dec. 31, current year (16+17-18.6) | 0 | 0 | 0 | 0 | 0 | 0 | 0 | 0 | 0 | 0 |
| POLICY EXHIBIT | | | | | | | | | | |
| 20. In force December 31, prior year | 276 | 55,996,531 | 0 | 0 | 0 | 0 | 0 | 0 | 276 | 55,996,531 |
| 21. Issued during year | | | | | | | | | 0 | 0 |
| 22. Other changes to in force (Net) | (29) | (5,983,363) | | | | 0 | | | (29) | (5,983,363) |
| 23. In force December 31 of current year | 247 | 50,013,168 | 0 | 0 | 0 | 0 | 0 | 0 | 247 | 50,013,168 |

(a) Includes Individual Credit Life Insurance prior year \$ _____, current year \$ _____
 Includes Group Credit Life Insurance Loans less than or equal to 60 months at issue, prior year \$ _____, current year \$ _____
 Loans greater than 60 months at issue BUT NOT GREATER THAN 120 MONTHS, prior year \$ _____, current year \$ _____

ACCIDENT AND HEALTH INSURANCE

| | 1 | 2 | 3 | 4 | 5 |
|---|-----------------|------------------------|--|--------------------|------------------------|
| | Direct Premiums | Direct Premiums Earned | Policyholder Dividends Paid, Refunds to Members or Credited on Direct Business | Direct Losses Paid | Direct Losses Incurred |
| 24. Group Policies (b) | | | | | |
| 24.1 Federal Employees Health Benefits Plan premium (b) | | | | | |
| 24.2 Credit (Group and Individual) | | | | | |
| 24.3 Collectively renewable policies/certificates (b) | | | | | |
| 24.4 Medicare Title XVIII exempt from state taxes or fees | | | | | |
| Other Individual Policies: | | | | | |
| 25.1 Non-cancelable (b) | | | | | |
| 25.2 Guaranteed renewable (b) | | | | | |
| 25.3 Non-renewable for stated reasons only (b) | | | | | |
| 25.4 Other accident only | | | | | |
| 25.5 All other (b) | | | | | |
| 25.6 Totals (sum of Lines 25.1 to 25.5) | 0 | 0 | 0 | 0 | 0 |
| 26. Totals (Lines 24 + 24.1 + 24.2 + 24.3 + 24.4 + 25.6) | 0 | 0 | 0 | 0 | 0 |

(b) For health business on indicated lines report: Number of persons insured under PPO managed care products0 and number of persons insured under indemnity only products0



ANNUAL STATEMENT FOR THE YEAR 2021 OF THE Integrity Life Insurance Company

DIRECT BUSINESS IN THE STATE OF Colorado

DURING THE YEAR 2021

NAIC Group Code 0836

LIFE INSURANCE

NAIC Company Code 74780

| DIRECT PREMIUMS AND ANNUITY CONSIDERATIONS | 1 | 2 | 3 | 4 | 5 |
|---|------------|---------------------------------------|-------|------------|------------|
| | Ordinary | Credit Life (Group and Individual) | Group | Industrial | Total |
| 1. Life insurance | 5,669 | 0 | 0 | 0 | 5,669 |
| 2. Annuity considerations | 6,687,240 | 0 | 0 | 0 | 6,687,240 |
| 3. Deposit-type contract funds | 223,317 | XXX | 0 | XXX | 223,317 |
| 4. Other considerations | | | | | 0 |
| 5. Totals (Sum of Lines 1 to 4) | 6,916,226 | 0 | 0 | 0 | 6,916,226 |
| DIRECT DIVIDENDS TO POLICYHOLDERS/REFUNDS TO MEMBERS | | | | | |
| Life insurance: | | | | | |
| 6.1 Paid in cash or left on deposit | | | | | 0 |
| 6.2 Applied to pay renewal premiums | | | | | 0 |
| 6.3 Applied to provide paid-up additions or shorten the endowment or premium-paying period | | | | | 0 |
| 6.4 Other | | | | | 0 |
| 6.5 Totals (Sum of Lines 6.1 to 6.4) | 0 | 0 | 0 | 0 | 0 |
| Annuities: | | | | | |
| 7.1 Paid in cash or left on deposit | | | | | 0 |
| 7.2 Applied to provide paid-up annuities | | | | | 0 |
| 7.3 Other | | | | | 0 |
| 7.4 Totals (Sum of Lines 7.1 to 7.3) | 0 | 0 | 0 | 0 | 0 |
| 8. Grand Totals (Lines 6.5 plus 7.4) | 0 | 0 | 0 | 0 | 0 |
| DIRECT CLAIMS AND BENEFITS PAID | | | | | |
| 9. Death benefits | 21,596 | 0 | 0 | 0 | 21,596 |
| 10. Matured endowments | | | | | 0 |
| 11. Annuity benefits | 7,457,549 | 0 | 0 | 0 | 7,457,549 |
| 12. Surrender values and withdrawals for life contracts | 4,277,452 | 0 | 0 | 0 | 4,277,452 |
| 13. Aggregate write-ins for miscellaneous direct claims and benefits paid | 0 | 0 | 0 | 0 | 0 |
| 14. All other benefits, except accident and health | 409,447 | 0 | 0 | 0 | 409,447 |
| 15. Totals | 12,166,044 | 0 | 0 | 0 | 12,166,044 |
| DETAILS OF WRITE-INS | | | | | |
| 1301. | | | | | |
| 1302. | | | | | |
| 1303. | | | | | |
| 1398. Summary of Line 13 from overflow page | 0 | 0 | 0 | 0 | 0 |
| 1399. Totals (Lines 1301 thru 1303 plus 1398) (Line 13 above) | 0 | 0 | 0 | 0 | 0 |

| DIRECT DEATH BENEFITS AND MATURED ENDOWMENTS INCURRED | Ordinary | | Credit Life (Group and Individual) | | Group | | Industrial | | Total | |
|---|-------------------------------|-----------|--|--------|--------------------|--------------------|-------------------------------|--------|-------------------------------|-----------|
| | 1 | 2 | 3 | 4 | 5 | 6 | 7 | 8 | 9 | 10 |
| | No. of Pols. & Certifs. | Amount | No. of Ind.Pols. & Gr. Certifs. | Amount | No. of Certifs. | Amount | No. of Pols. & Certifs. | Amount | No. of Pols. & Certifs. | Amount |
| 16. Unpaid December 31, prior year | | | | | | | | | 0 | 0 |
| 17. Incurred during current year | 1 | 21,596 | 0 | 0 | 0 | 0 | 0 | 0 | 1 | 21,596 |
| Settled during current year: | | | | | | | | | | |
| 18.1 By payment in full | 1 | 21,596 | | | | 0 | | 0 | 1 | 21,596 |
| 18.2 By payment on compromised claims | | | | | | | | | 0 | 0 |
| 18.3 Totals paid | 1 | 21,596 | 0 | 0 | 0 | 0 | 0 | 0 | 1 | 21,596 |
| 18.4 Reduction by compromise | | | | | | | | | 0 | 0 |
| 18.5 Amount rejected | | | | | | | | | 0 | 0 |
| 18.6 Total settlements | 1 | 21,596 | 0 | 0 | 0 | 0 | 0 | 0 | 1 | 21,596 |
| 19. Unpaid Dec. 31, current year (16+17-18.6) | 0 | 0 | 0 | 0 | 0 | 0 | 0 | 0 | 0 | 0 |
| POLICY EXHIBIT | | | | | | No. of Policies | | | | |
| 20. In force December 31, prior year | 47 | 6,768,527 | 0 (a) | 0 | 0 | 0 | 0 | 0 | 47 | 6,768,527 |
| 21. Issued during year | | | | | | | | | 0 | 0 |
| 22. Other changes to in force (Net) | (4) | 61,471 | | | 0 | 0 | | | (4) | 61,471 |
| 23. In force December 31 of current year | 43 | 6,829,998 | 0 (a) | 0 | 0 | 0 | 0 | 0 | 43 | 6,829,998 |

(a) Includes Individual Credit Life Insurance prior year \$ _____, current year \$ _____
 Includes Group Credit Life Insurance Loans less than or equal to 60 months at issue, prior year \$ _____, current year \$ _____
 Loans greater than 60 months at issue BUT NOT GREATER THAN 120 MONTHS, prior year \$ _____, current year \$ _____

ACCIDENT AND HEALTH INSURANCE

| | 1 | 2 | 3 | 4 | 5 |
|---|-----------------|---------------------------|---|--------------------|---------------------------|
| | Direct Premiums | Direct Premiums Earned | Policyholder Dividends Paid, Refunds to Members or Credited on Direct Business | Direct Losses Paid | Direct Losses Incurred |
| 24. Group Policies (b) | | | | | |
| 24.1 Federal Employees Health Benefits Plan premium (b) | | | | | |
| 24.2 Credit (Group and Individual) | | | | | |
| 24.3 Collectively renewable policies/certificates (b) | | | | | |
| 24.4 Medicare Title XVIII exempt from state taxes or fees Other Individual Policies: | | | | | |
| 25.1 Non-cancelable (b) | | | | | |
| 25.2 Guaranteed renewable (b) | | | | | |
| 25.3 Non-renewable for stated reasons only (b) | | | | | |
| 25.4 Other accident only | | | | | |
| 25.5 All other (b) | | | | | |
| 25.6 Totals (sum of Lines 25.1 to 25.5) | 0 | 0 | 0 | 0 | 0 |
| 26. Totals (Lines 24 + 24.1 + 24.2 + 24.3 + 24.4 + 25.6) | 0 | 0 | 0 | 0 | 0 |

(b) For health business on indicated lines report: Number of persons insured under PPO managed care products0 and number of persons
 insured under indemnity only products0 .



ANNUAL STATEMENT FOR THE YEAR 2021 OF THE Integrity Life Insurance Company

DIRECT BUSINESS IN THE STATE OF Connecticut

DURING THE YEAR 2021

NAIC Group Code 0836

LIFE INSURANCE

NAIC Company Code 74780

Table with 5 columns: Ordinary, Credit Life (Group and Individual), Group, Industrial, Total. Rows include Direct Premiums and Annuity Considerations, Direct Dividends to Policyholders/Refunds to Members, Direct Claims and Benefits Paid, and Details of Write-ins.

Table with 10 columns: Ordinary (No. of Pols. & Certifs., Amount), Credit Life (No. of Ind. Pols. & Gr. Certifs., Amount), Group (No. of Certifs., Amount), Industrial (No. of Pols. & Certifs., Amount), Total (No. of Pols. & Certifs., Amount). Rows include Direct Death Benefits and Matured Endowments Incurred and Policy Exhibit.

(a) Includes Individual Credit Life Insurance prior year \$, current year \$ Includes Group Credit Life Insurance Loans less than or equal to 60 months at issue, prior year \$, current year \$ Loans greater than 60 months at issue BUT NOT GREATER THAN 120 MONTHS, prior year \$, current year \$

ACCIDENT AND HEALTH INSURANCE

Table with 5 columns: Direct Premiums, Direct Premiums Earned, Policyholder Dividends Paid, Refunds to Members or Credited on Direct Business, Direct Losses Paid, Direct Losses Incurred. Rows include Group Policies (b) and various sub-categories.

(b) For health business on indicated lines report: Number of persons insured under PPO managed care products and number of persons insured under indemnity only products



ANNUAL STATEMENT FOR THE YEAR 2021 OF THE Integrity Life Insurance Company

DIRECT BUSINESS IN THE STATE OF Delaware

DURING THE YEAR 2021

NAIC Group Code 0836

LIFE INSURANCE

NAIC Company Code 74780

| DIRECT PREMIUMS AND ANNUITY CONSIDERATIONS | 1 | 2 | 3 | 4 | 5 |
|---|-----------|---------------------------------------|-------|------------|-----------|
| | Ordinary | Credit Life (Group and Individual) | Group | Industrial | Total |
| 1. Life insurance | 2,450 | 0 | 0 | 0 | 2,450 |
| 2. Annuity considerations | 1,544,542 | 0 | 0 | 0 | 1,544,542 |
| 3. Deposit-type contract funds | | XXX | | XXX | 0 |
| 4. Other considerations | | | | | 0 |
| 5. Totals (Sum of Lines 1 to 4) | 1,546,992 | 0 | 0 | 0 | 1,546,992 |
| DIRECT DIVIDENDS TO POLICYHOLDERS/REFUNDS TO MEMBERS | | | | | |
| Life insurance: | | | | | |
| 6.1 Paid in cash or left on deposit | | | | | 0 |
| 6.2 Applied to pay renewal premiums | | | | | 0 |
| 6.3 Applied to provide paid-up additions or shorten the endowment or premium-paying period | | | | | 0 |
| 6.4 Other | | | | | 0 |
| 6.5 Totals (Sum of Lines 6.1 to 6.4) | 0 | 0 | 0 | 0 | 0 |
| Annuities: | | | | | |
| 7.1 Paid in cash or left on deposit | | | | | 0 |
| 7.2 Applied to provide paid-up annuities | | | | | 0 |
| 7.3 Other | | | | | 0 |
| 7.4 Totals (Sum of Lines 7.1 to 7.3) | 0 | 0 | 0 | 0 | 0 |
| 8. Grand Totals (Lines 6.5 plus 7.4) | 0 | 0 | 0 | 0 | 0 |
| DIRECT CLAIMS AND BENEFITS PAID | | | | | |
| 9. Death benefits | | | | | 0 |
| 10. Matured endowments | | | | | 0 |
| 11. Annuity benefits | 821,038 | 0 | 0 | 0 | 821,038 |
| 12. Surrender values and withdrawals for life contracts | 616,845 | 0 | 0 | 0 | 616,845 |
| 13. Aggregate write-ins for miscellaneous direct claims and benefits paid | 0 | 0 | 0 | 0 | 0 |
| 14. All other benefits, except accident and health | 28,234 | 0 | 0 | 0 | 28,234 |
| 15. Totals | 1,466,117 | 0 | 0 | 0 | 1,466,117 |
| DETAILS OF WRITE-INS | | | | | |
| 1301. | | | | | |
| 1302. | | | | | |
| 1303. | | | | | |
| 1398. Summary of Line 13 from overflow page | 0 | 0 | 0 | 0 | 0 |
| 1399. Totals (Lines 1301 thru 1303 plus 1398) (Line 13 above) | 0 | 0 | 0 | 0 | 0 |

| DIRECT DEATH BENEFITS AND MATURED ENDOWMENTS INCURRED | Ordinary | | Credit Life (Group and Individual) | | Group | | Industrial | | Total | |
|---|-------------------------------|---------|--|--------|--------------------|--------|-------------------------------|--------|-------------------------------|---------|
| | 1 | 2 | 3 | 4 | 5 | 6 | 7 | 8 | 9 | 10 |
| | No. of Pols. & Certifs. | Amount | No. of Ind.Pols. & Gr. Certifs. | Amount | No. of Certifs. | Amount | No. of Pols. & Certifs. | Amount | No. of Pols. & Certifs. | Amount |
| 16. Unpaid December 31, prior year | | | | | | | | | 0 | 0 |
| 17. Incurred during current year | | | | | | | | | 0 | 0 |
| Settled during current year: | | | | | | | | | | |
| 18.1 By payment in full | | | | | | | | | 0 | 0 |
| 18.2 By payment on compromised claims | | | | | | | | | 0 | 0 |
| 18.3 Totals paid | 0 | 0 | 0 | 0 | 0 | 0 | 0 | 0 | 0 | 0 |
| 18.4 Reduction by compromise | | | | | | | | | 0 | 0 |
| 18.5 Amount rejected | | | | | | | | | 0 | 0 |
| 18.6 Total settlements | 0 | 0 | 0 | 0 | 0 | 0 | 0 | 0 | 0 | 0 |
| 19. Unpaid Dec. 31, current year (16+17-18.6) | 0 | 0 | 0 | 0 | 0 | 0 | 0 | 0 | 0 | 0 |
| POLICY EXHIBIT | | | | | No. of Policies | | | | | |
| 20. In force December 31, prior year | 6 | 858,940 | 0 | (a) 0 | 0 | 0 | 0 | 0 | 6 | 858,940 |
| 21. Issued during year | | | | | | | | | 0 | 0 |
| 22. Other changes to in force (Net) | 1 | 3,901 | | | 0 | 0 | | | 1 | 3,901 |
| 23. In force December 31 of current year | 7 | 862,841 | 0 | (a) 0 | 0 | 0 | 0 | 0 | 7 | 862,841 |

(a) Includes Individual Credit Life Insurance prior year \$ _____, current year \$ _____
 Includes Group Credit Life Insurance Loans less than or equal to 60 months at issue, prior year \$ _____, current year \$ _____
 Loans greater than 60 months at issue BUT NOT GREATER THAN 120 MONTHS, prior year \$ _____, current year \$ _____

ACCIDENT AND HEALTH INSURANCE

| | 1 | 2 | 3 | 4 | 5 |
|---|-----------------|---------------------------|---|--------------------|---------------------------|
| | Direct Premiums | Direct Premiums Earned | Policyholder Dividends Paid, Refunds to Members or Credited on Direct Business | Direct Losses Paid | Direct Losses Incurred |
| 24. Group Policies (b) | | | | | |
| 24.1 Federal Employees Health Benefits Plan premium (b) | | | | | |
| 24.2 Credit (Group and Individual) | | | | | |
| 24.3 Collectively renewable policies/certificates (b) | | | | | |
| 24.4 Medicare Title XVIII exempt from state taxes or fees Other Individual Policies: | | | | | |
| 25.1 Non-cancelable (b) | | | | | |
| 25.2 Guaranteed renewable (b) | | | | | |
| 25.3 Non-renewable for stated reasons only (b) | | | | | |
| 25.4 Other accident only | | | | | |
| 25.5 All other (b) | | | | | |
| 25.6 Totals (sum of Lines 25.1 to 25.5) | 0 | 0 | 0 | 0 | 0 |
| 26. Totals (Lines 24 + 24.1 + 24.2 + 24.3 + 24.4 + 25.6) | 0 | 0 | 0 | 0 | 0 |

(b) For health business on indicated lines report: Number of persons insured under PPO managed care products0 and number of persons
 insured under indemnity only products0 .



ANNUAL STATEMENT FOR THE YEAR 2021 OF THE Integrity Life Insurance Company

DIRECT BUSINESS IN THE STATE OF District of Columbia

DURING THE YEAR 2021

NAIC Group Code 0836

LIFE INSURANCE

NAIC Company Code 74780

Table with 5 columns: 1 Ordinary, 2 Credit Life (Group and Individual), 3 Group, 4 Industrial, 5 Total. Rows include: DIRECT PREMIUMS AND ANNUITY CONSIDERATIONS, DIRECT DIVIDENDS TO POLICYHOLDERS/REFUNDS TO MEMBERS, DIRECT CLAIMS AND BENEFITS PAID, and DETAILS OF WRITE-INS.

Table with 10 columns: 1 No. of Pols. & Certifs., 2 Amount, 3 No. of Ind. Pols. & Gr. Certifs., 4 Amount, 5 No. of Certifs., 6 Amount, 7 No. of Pols. & Certifs., 8 Amount, 9 No. of Pols. & Certifs., 10 Amount. Rows include: DIRECT DEATH BENEFITS AND MATURED ENDOWMENTS INCURRED and POLICY EXHIBIT.

(a) Includes Individual Credit Life Insurance prior year \$, current year \$
Includes Group Credit Life Insurance Loans less than or equal to 60 months at issue, prior year \$, current year \$
Loans greater than 60 months at issue BUT NOT GREATER THAN 120 MONTHS, prior year \$, current year \$

ACCIDENT AND HEALTH INSURANCE

Table with 5 columns: 1 Direct Premiums, 2 Direct Premiums Earned, 3 Policyholder Dividends Paid, Refunds to Members or Credited on Direct Business, 4 Direct Losses Paid, 5 Direct Losses Incurred. Rows include: 24 Group Policies (b), 24.1 Federal Employees Health Benefits Plan premium (b), 24.2 Credit (Group and Individual), 24.3 Collectively renewable policies/certificates (b), 24.4 Medicare Title XVIII exempt from state taxes or fees Other Individual Policies: 25.1 Non-cancelable (b), 25.2 Guaranteed renewable (b), 25.3 Non-renewable for stated reasons only (b), 25.4 Other accident only, 25.5 All other (b), 25.6 Totals (sum of Lines 25.1 to 25.5), 26. Totals (Lines 24 + 24.1 + 24.2 + 24.3 + 24.4 + 25.6)

(b) For health business on indicated lines report: Number of persons insured under PPO managed care products 0 and number of persons insured under indemnity only products 0



ANNUAL STATEMENT FOR THE YEAR 2021 OF THE Integrity Life Insurance Company

DIRECT BUSINESS IN THE STATE OF Florida

DURING THE YEAR 2021

NAIC Group Code 0836

LIFE INSURANCE

NAIC Company Code 74780

Table with 5 columns: 1 Ordinary, 2 Credit Life (Group and Individual), 3 Group, 4 Industrial, 5 Total. Rows include Direct Premiums and Annuity Considerations, Direct Dividends to Policyholders/Refunds to Members, Direct Claims and Benefits Paid, and Details of Write-ins.

Table with 10 columns: 1 No. of Pols. & Certifs., 2 Amount, 3 No. of Ind. Pols. & Gr. Certifs., 4 Amount, 5 No. of Certifs., 6 Amount, 7 No. of Pols. & Certifs., 8 Amount, 9 No. of Pols. & Certifs., 10 Amount. Rows include Direct Death Benefits and Matured Endowments Incurred and Policy Exhibit.

(a) Includes Individual Credit Life Insurance prior year \$, current year \$ Includes Group Credit Life Insurance Loans less than or equal to 60 months at issue, prior year \$, current year \$ Loans greater than 60 months at issue BUT NOT GREATER THAN 120 MONTHS, prior year \$, current year \$

ACCIDENT AND HEALTH INSURANCE

Table with 5 columns: 1 Direct Premiums, 2 Direct Premiums Earned, 3 Policyholder Dividends Paid, Refunds to Members or Credited on Direct Business, 4 Direct Losses Paid, 5 Direct Losses Incurred. Rows include Group Policies (b) and various sub-categories.

(b) For health business on indicated lines report: Number of persons insured under PPO managed care products 0 and number of persons insured under indemnity only products 0



ANNUAL STATEMENT FOR THE YEAR 2021 OF THE Integrity Life Insurance Company

DIRECT BUSINESS IN THE STATE OF Georgia

DURING THE YEAR 2021

NAIC Group Code 0836

LIFE INSURANCE

NAIC Company Code 74780

| DIRECT PREMIUMS AND ANNUITY CONSIDERATIONS | 1 | 2 | 3 | 4 | 5 |
|---|------------|---------------------------------------|-------|------------|------------|
| | Ordinary | Credit Life (Group and Individual) | Group | Industrial | Total |
| 1. Life insurance | 11,611 | 0 | 0 | 0 | 11,611 |
| 2. Annuity considerations | 6,681,265 | 0 | 0 | 0 | 6,681,265 |
| 3. Deposit-type contract funds | 1,023,697 | XXX | 0 | XXX | 1,023,697 |
| 4. Other considerations | | | | | 0 |
| 5. Totals (Sum of Lines 1 to 4) | 7,716,573 | 0 | 0 | 0 | 7,716,573 |
| DIRECT DIVIDENDS TO POLICYHOLDERS/REFUNDS TO MEMBERS | | | | | |
| Life insurance: | | | | | |
| 6.1 Paid in cash or left on deposit | | | | | 0 |
| 6.2 Applied to pay renewal premiums | | | | | 0 |
| 6.3 Applied to provide paid-up additions or shorten the endowment or premium-paying period | | | | | 0 |
| 6.4 Other | | | | | 0 |
| 6.5 Totals (Sum of Lines 6.1 to 6.4) | 0 | 0 | 0 | 0 | 0 |
| Annuities: | | | | | |
| 7.1 Paid in cash or left on deposit | | | | | 0 |
| 7.2 Applied to provide paid-up annuities | | | | | 0 |
| 7.3 Other | | | | | 0 |
| 7.4 Totals (Sum of Lines 7.1 to 7.3) | 0 | 0 | 0 | 0 | 0 |
| 8. Grand Totals (Lines 6.5 plus 7.4) | 0 | 0 | 0 | 0 | 0 |
| DIRECT CLAIMS AND BENEFITS PAID | | | | | |
| 9. Death benefits | 57,927 | 0 | 0 | 0 | 57,927 |
| 10. Matured endowments | | | | | 0 |
| 11. Annuity benefits | 5,986,183 | 0 | 0 | 0 | 5,986,183 |
| 12. Surrender values and withdrawals for life contracts | 4,807,389 | 0 | 0 | 0 | 4,807,389 |
| 13. Aggregate write-ins for miscellaneous direct claims and benefits paid | 0 | 0 | 0 | 0 | 0 |
| 14. All other benefits, except accident and health | 410,938 | 0 | 0 | 0 | 410,938 |
| 15. Totals | 11,262,437 | 0 | 0 | 0 | 11,262,437 |
| DETAILS OF WRITE-INS | | | | | |
| 1301. | | | | | |
| 1302. | | | | | |
| 1303. | | | | | |
| 1398. Summary of Line 13 from overflow page | 0 | 0 | 0 | 0 | 0 |
| 1399. Totals (Lines 1301 thru 1303 plus 1398) (Line 13 above) | 0 | 0 | 0 | 0 | 0 |

| DIRECT DEATH BENEFITS AND MATURED ENDOWMENTS INCURRED | Ordinary | | Credit Life (Group and Individual) | | Group | | Industrial | | Total | |
|---|-------------------------------|-----------|--|--------|--------------------|--------|-------------------------------|--------|-------------------------------|-----------|
| | 1 | 2 | 3 | 4 | 5 | 6 | 7 | 8 | 9 | 10 |
| | No. of Pols. & Certifs. | Amount | No. of Ind.Pols. & Gr. Certifs. | Amount | No. of Certifs. | Amount | No. of Pols. & Certifs. | Amount | No. of Pols. & Certifs. | Amount |
| 16. Unpaid December 31, prior year | | | | | | | | | .0 | .0 |
| 17. Incurred during current year | 2 | 57,927 | 0 | 0 | 0 | 0 | 0 | 0 | .2 | 57,927 |
| Settled during current year: | | | | | | | | | | |
| 18.1 By payment in full | 2 | 57,927 | | | | 0 | | 0 | .2 | 57,927 |
| 18.2 By payment on compromised claims | | | | | | | | | | |
| 18.3 Totals paid | 2 | 57,927 | 0 | 0 | 0 | 0 | 0 | 0 | .2 | 57,927 |
| 18.4 Reduction by compromise | | | | | | | | | .0 | 0 |
| 18.5 Amount rejected | | | | | | | | | .0 | 0 |
| 18.6 Total settlements | 2 | 57,927 | 0 | 0 | 0 | 0 | 0 | 0 | .2 | 57,927 |
| 19. Unpaid Dec. 31, current year (16+17-18.6) | 0 | 0 | 0 | 0 | 0 | 0 | 0 | 0 | 0 | 0 |
| POLICY EXHIBIT | | | | | | | | | | |
| 20. In force December 31, prior year | 42 | 8,356,239 | 0 | 0 | 0 | | | | 42 | 8,356,239 |
| 21. Issued during year | | | | | | | | | .0 | 0 |
| 22. Other changes to in force (Net) | 3 | 111,900 | | | | | | | .3 | 111,900 |
| 23. In force December 31 of current year | 45 | 8,468,139 | 0 | 0 | 0 | | | | 45 | 8,468,139 |

(a) Includes Individual Credit Life Insurance prior year \$ _____, current year \$ _____
 Includes Group Credit Life Insurance Loans less than or equal to 60 months at issue, prior year \$ _____, current year \$ _____
 Loans greater than 60 months at issue BUT NOT GREATER THAN 120 MONTHS, prior year \$ _____, current year \$ _____

ACCIDENT AND HEALTH INSURANCE

| | 1 | 2 | 3 | 4 | 5 |
|---|-----------------|---------------------------|---|--------------------|---------------------------|
| | Direct Premiums | Direct Premiums Earned | Policyholder Dividends Paid, Refunds to Members or Credited on Direct Business | Direct Losses Paid | Direct Losses Incurred |
| 24. Group Policies (b) | | | | | |
| 24.1 Federal Employees Health Benefits Plan premium (b) | | | | | |
| 24.2 Credit (Group and Individual) | | | | | |
| 24.3 Collectively renewable policies/certificates (b) | | | | | |
| 24.4 Medicare Title XVIII exempt from state taxes or fees Other Individual Policies: | | | | | |
| 25.1 Non-cancelable (b) | | | | | |
| 25.2 Guaranteed renewable (b) | | | | | |
| 25.3 Non-renewable for stated reasons only (b) | | | | | |
| 25.4 Other accident only | | | | | |
| 25.5 All other (b) | | | | | |
| 25.6 Totals (sum of Lines 25.1 to 25.5) | 0 | 0 | 0 | 0 | 0 |
| 26. Totals (Lines 24 + 24.1 + 24.2 + 24.3 + 24.4 + 25.6) | 0 | 0 | 0 | 0 | 0 |

(b) For health business on indicated lines report: Number of persons insured under PPO managed care products0 and number of persons
 insured under indemnity only products0 .



ANNUAL STATEMENT FOR THE YEAR 2021 OF THE Integrity Life Insurance Company

DIRECT BUSINESS IN THE STATE OF Hawaii

DURING THE YEAR 2021

NAIC Group Code 0836

LIFE INSURANCE

NAIC Company Code 74780

Table with 5 columns: 1 Ordinary, 2 Credit Life (Group and Individual), 3 Group, 4 Industrial, 5 Total. Rows include Direct Premiums and Annuity Considerations, Direct Dividends to Policyholders/Refunds to Members, Direct Claims and Benefits Paid, and Details of Write-ins.

Table with 10 columns: 1 No. of Pols. & Certifs., 2 Amount, 3 No. of Ind. Pols. & Gr. Certifs., 4 Amount, 5 No. of Certifs., 6 Amount, 7 No. of Pols. & Certifs., 8 Amount, 9 No. of Pols. & Certifs., 10 Amount. Rows include Direct Death Benefits and Matured Endowments Incurred and Policy Exhibit.

(a) Includes Individual Credit Life Insurance prior year \$, current year \$
Includes Group Credit Life Insurance Loans less than or equal to 60 months at issue, prior year \$, current year \$
Loans greater than 60 months at issue BUT NOT GREATER THAN 120 MONTHS, prior year \$, current year \$

ACCIDENT AND HEALTH INSURANCE

Table with 5 columns: 1 Direct Premiums, 2 Direct Premiums Earned, 3 Policyholder Dividends Paid, Refunds to Members or Credited on Direct Business, 4 Direct Losses Paid, 5 Direct Losses Incurred. Rows include Group Policies (b) and various sub-categories.

(b) For health business on indicated lines report: Number of persons insured under PPO managed care products 0 and number of persons insured under indemnity only products 0



ANNUAL STATEMENT FOR THE YEAR 2021 OF THE Integrity Life Insurance Company

DIRECT BUSINESS IN THE STATE OF Idaho

DURING THE YEAR 2021

NAIC Group Code 0836

LIFE INSURANCE

NAIC Company Code 74780

Table with 5 columns: 1 Ordinary, 2 Credit Life (Group and Individual), 3 Group, 4 Industrial, 5 Total. Rows include Direct Premiums and Annuity Considerations, Direct Dividends to Policyholders/Refunds to Members, Direct Claims and Benefits Paid, and Details of Write-ins.

Table with 10 columns: 1 No. of Pols. & Certifs., 2 Amount, 3 No. of Ind. Pols. & Gr. Certifs., 4 Amount, 5 No. of Certifs., 6 Amount, 7 No. of Pols. & Certifs., 8 Amount, 9 No. of Pols. & Certifs., 10 Amount. Rows include Direct Death Benefits and Matured Endowments Incurred and Policy Exhibit.

(a) Includes Individual Credit Life Insurance prior year \$, current year \$
Includes Group Credit Life Insurance Loans less than or equal to 60 months at issue, prior year \$, current year \$
Loans greater than 60 months at issue BUT NOT GREATER THAN 120 MONTHS, prior year \$, current year \$

ACCIDENT AND HEALTH INSURANCE

Table with 5 columns: 1 Direct Premiums, 2 Direct Premiums Earned, 3 Policyholder Dividends Paid, Refunds to Members or Credited on Direct Business, 4 Direct Losses Paid, 5 Direct Losses Incurred. Rows include Group Policies (b) and various sub-categories.

(b) For health business on indicated lines report: Number of persons insured under PPO managed care products 0 and number of persons insured under indemnity only products 0



ANNUAL STATEMENT FOR THE YEAR 2021 OF THE Integrity Life Insurance Company

DIRECT BUSINESS IN THE STATE OF Illinois

DURING THE YEAR 2021

NAIC Group Code 0836

LIFE INSURANCE

NAIC Company Code 74780

Table with 5 columns: Ordinary, Credit Life (Group and Individual), Group, Industrial, Total. Rows include Direct Premiums and Annuity Considerations, Direct Dividends to Policyholders/Refunds to Members, Direct Claims and Benefits Paid, and Details of Write-ins.

Table with 10 columns: Ordinary (No. of Pols. & Certifs., Amount), Credit Life (No. of Ind. Pols. & Gr. Certifs., Amount), Group (No. of Certifs., Amount), Industrial (No. of Pols. & Certifs., Amount), Total (No. of Pols. & Certifs., Amount). Rows include Direct Death Benefits and Matured Endowments Incurred and Policy Exhibit.

(a) Includes Individual Credit Life Insurance prior year \$, current year \$ Includes Group Credit Life Insurance Loans less than or equal to 60 months at issue, prior year \$, current year \$ Loans greater than 60 months at issue BUT NOT GREATER THAN 120 MONTHS, prior year \$, current year \$

ACCIDENT AND HEALTH INSURANCE

Table with 5 columns: Direct Premiums, Direct Premiums Earned, Policyholder Dividends Paid, Refunds to Members or Credited on Direct Business, Direct Losses Paid, Direct Losses Incurred. Rows include Group Policies (b) and various sub-categories.

(b) For health business on indicated lines report: Number of persons insured under PPO managed care products and number of persons insured under indemnity only products



ANNUAL STATEMENT FOR THE YEAR 2021 OF THE Integrity Life Insurance Company

DIRECT BUSINESS IN THE STATE OF Indiana

DURING THE YEAR 2021

NAIC Group Code 0836

LIFE INSURANCE

NAIC Company Code 74780

Table with 5 columns: Ordinary, Credit Life (Group and Individual), Group, Industrial, Total. Rows include Direct Premiums and Annuity Considerations, Direct Dividends to Policyholders/Refunds to Members, Direct Claims and Benefits Paid, and Details of Write-ins.

Table with 10 columns: Ordinary (No. of Pols. & Certifs., Amount), Credit Life (No. of Ind. Pols. & Gr. Certifs., Amount), Group (No. of Certifs., Amount), Industrial (No. of Pols. & Certifs., Amount), Total (No. of Pols. & Certifs., Amount). Rows include Direct Death Benefits and Matured Endowments Incurred and Policy Exhibit.

(a) Includes Individual Credit Life Insurance prior year \$, current year \$
Includes Group Credit Life Insurance Loans less than or equal to 60 months at issue, prior year \$, current year \$
Loans greater than 60 months at issue BUT NOT GREATER THAN 120 MONTHS, prior year \$, current year \$

ACCIDENT AND HEALTH INSURANCE

Table with 5 columns: Direct Premiums, Direct Premiums Earned, Policyholder Dividends Paid, Refunds to Members or Credited on Direct Business, Direct Losses Paid, Direct Losses Incurred. Rows include Group Policies (b) and various sub-categories.

(b) For health business on indicated lines report: Number of persons insured under PPO managed care products 0 and number of persons insured under indemnity only products 0



ANNUAL STATEMENT FOR THE YEAR 2021 OF THE Integrity Life Insurance Company

DIRECT BUSINESS IN THE STATE OF Iowa

DURING THE YEAR 2021

NAIC Group Code 0836

LIFE INSURANCE

NAIC Company Code 74780

Table with 5 columns: Ordinary, Credit Life (Group and Individual), Group, Industrial, Total. Rows include Direct Premiums and Annuity Considerations, Direct Dividends to Policyholders/Refunds to Members, Direct Claims and Benefits Paid, and Details of Write-ins.

Table with 10 columns: Ordinary (No. of Pols. & Certifs., Amount), Credit Life (No. of Ind. Pols. & Gr. Certifs., Amount), Group (No. of Certifs., Amount), Industrial (No. of Pols. & Certifs., Amount), Total (No. of Pols. & Certifs., Amount). Rows include Direct Death Benefits and Matured Endowments Incurred and Policy Exhibit.

(a) Includes Individual Credit Life Insurance prior year \$, current year \$
Includes Group Credit Life Insurance Loans less than or equal to 60 months at issue, prior year \$, current year \$
Loans greater than 60 months at issue BUT NOT GREATER THAN 120 MONTHS, prior year \$, current year \$

ACCIDENT AND HEALTH INSURANCE

Table with 5 columns: Direct Premiums, Direct Premiums Earned, Policyholder Dividends Paid, Refunds to Members or Credited on Direct Business, Direct Losses Paid, Direct Losses Incurred. Rows include Group Policies (b) and various sub-categories.

(b) For health business on indicated lines report: Number of persons insured under PPO managed care products 0 and number of persons insured under indemnity only products 0



ANNUAL STATEMENT FOR THE YEAR 2021 OF THE Integrity Life Insurance Company

DIRECT BUSINESS IN THE STATE OF Kansas

DURING THE YEAR 2021

NAIC Group Code 0836

LIFE INSURANCE

NAIC Company Code 74780

Table with 5 columns: Ordinary, Credit Life (Group and Individual), Group, Industrial, Total. Rows include Direct Premiums and Annuity Considerations, Direct Dividends to Policyholders/Refunds to Members, Direct Claims and Benefits Paid, and Details of Write-ins.

Table with 10 columns: Ordinary (No. of Pol. & Certifs., Amount), Credit Life (No. of Ind. Pol. & Gr. Certifs., Amount), Group (No. of Certifs., Amount), Industrial (No. of Pol. & Certifs., Amount), Total (No. of Pol. & Certifs., Amount). Rows include Direct Death Benefits and Matured Endowments Incurred and Policy Exhibit.

(a) Includes Individual Credit Life Insurance prior year \$, current year \$ Includes Group Credit Life Insurance Loans less than or equal to 60 months at issue, prior year \$, current year \$ Loans greater than 60 months at issue BUT NOT GREATER THAN 120 MONTHS, prior year \$, current year \$

ACCIDENT AND HEALTH INSURANCE

Table with 5 columns: Direct Premiums, Direct Premiums Earned, Policyholder Dividends Paid, Refunds to Members or Credited on Direct Business, Direct Losses Paid, Direct Losses Incurred. Rows include Group Policies (b) and various sub-categories.

(b) For health business on indicated lines report: Number of persons insured under PPO managed care products and number of persons insured under indemnity only products



ANNUAL STATEMENT FOR THE YEAR 2021 OF THE Integrity Life Insurance Company

DIRECT BUSINESS IN THE STATE OF Kentucky

DURING THE YEAR 2021

NAIC Group Code 0836

LIFE INSURANCE

NAIC Company Code 74780

Table with 5 columns: Ordinary, Credit Life (Group and Individual), Group, Industrial, Total. Rows include Direct Premiums and Annuity Considerations, Direct Dividends to Policyholders/Refunds to Members, Direct Claims and Benefits Paid, and Details of Write-ins.

Table with 10 columns: Ordinary (No. of Pols. & Certifs., Amount), Credit Life (No. of Ind. Pols. & Gr. Certifs., Amount), Group (No. of Certifs., Amount), Industrial (No. of Pols. & Certifs., Amount), Total (No. of Pols. & Certifs., Amount). Rows include Direct Death Benefits and Matured Endowments Incurred and Policy Exhibit.

(a) Includes Individual Credit Life Insurance prior year \$, current year \$ Includes Group Credit Life Insurance Loans less than or equal to 60 months at issue, prior year \$, current year \$ Loans greater than 60 months at issue BUT NOT GREATER THAN 120 MONTHS, prior year \$, current year \$

ACCIDENT AND HEALTH INSURANCE

Table with 5 columns: Direct Premiums, Direct Premiums Earned, Policyholder Dividends Paid, Refunds to Members or Credited on Direct Business, Direct Losses Paid, Direct Losses Incurred. Rows include Group Policies (b) and various sub-categories.

(b) For health business on indicated lines report: Number of persons insured under PPO managed care products and number of persons insured under indemnity only products



ANNUAL STATEMENT FOR THE YEAR 2021 OF THE Integrity Life Insurance Company

DIRECT BUSINESS IN THE STATE OF Louisiana

DURING THE YEAR 2021

NAIC Group Code 0836

LIFE INSURANCE

NAIC Company Code 74780

Table with 5 columns: Ordinary, Credit Life (Group and Individual), Group, Industrial, Total. Rows include Direct Premiums and Annuity Considerations, Direct Dividends to Policyholders/Refunds to Members, Direct Claims and Benefits Paid, and Details of Write-ins.

Table with 10 columns: Ordinary (No. of Pols. & Certifs., Amount), Credit Life (No. of Ind. Pols. & Gr. Certifs., Amount), Group (No. of Certifs., Amount), Industrial (No. of Pols. & Certifs., Amount), Total (No. of Pols. & Certifs., Amount). Rows include Direct Death Benefits and Matured Endowments Incurred and Policy Exhibit.

(a) Includes Individual Credit Life Insurance prior year \$, current year \$ Includes Group Credit Life Insurance Loans less than or equal to 60 months at issue, prior year \$, current year \$ Loans greater than 60 months at issue BUT NOT GREATER THAN 120 MONTHS, prior year \$, current year \$

ACCIDENT AND HEALTH INSURANCE

Table with 5 columns: Direct Premiums, Direct Premiums Earned, Policyholder Dividends Paid, Refunds to Members or Credited on Direct Business, Direct Losses Paid, Direct Losses Incurred. Rows include Group Policies (b) and various sub-categories.

(b) For health business on indicated lines report: Number of persons insured under PPO managed care products and number of persons insured under indemnity only products



ANNUAL STATEMENT FOR THE YEAR 2021 OF THE Integrity Life Insurance Company

DIRECT BUSINESS IN THE STATE OF Maine

DURING THE YEAR 2021

NAIC Group Code 0836

LIFE INSURANCE

NAIC Company Code 74780

Table with 5 columns: Ordinary, Credit Life (Group and Individual), Group, Industrial, Total. Rows include Direct Premiums and Annuity Considerations, Direct Dividends to Policyholders/Refunds to Members, Direct Claims and Benefits Paid, and Details of Write-ins.

Table with 10 columns: Ordinary (No. of Pols. & Certifs., Amount), Credit Life (No. of Ind. Pols. & Gr. Certifs., Amount), Group (No. of Certifs., Amount), Industrial (No. of Pols. & Certifs., Amount), Total (No. of Pols. & Certifs., Amount). Rows include Direct Death Benefits and Matures Endowments Incurred and Policy Exhibit.

(a) Includes Individual Credit Life Insurance prior year \$, current year \$ Includes Group Credit Life Insurance Loans less than or equal to 60 months at issue, prior year \$, current year \$ Loans greater than 60 months at issue BUT NOT GREATER THAN 120 MONTHS, prior year \$, current year \$

ACCIDENT AND HEALTH INSURANCE

Table with 5 columns: Direct Premiums, Direct Premiums Earned, Policyholder Dividends Paid, Refunds to Members or Credited on Direct Business, Direct Losses Paid, Direct Losses Incurred. Rows include Group Policies (b) and various sub-categories.

(b) For health business on indicated lines report: Number of persons insured under PPO managed care products and number of persons insured under indemnity only products



ANNUAL STATEMENT FOR THE YEAR 2021 OF THE Integrity Life Insurance Company

DIRECT BUSINESS IN THE STATE OF Maryland

DURING THE YEAR 2021

NAIC Group Code 0836

LIFE INSURANCE

NAIC Company Code 74780

Table with 5 columns: Ordinary, Credit Life (Group and Individual), Group, Industrial, Total. Rows include Direct Premiums and Annuity Considerations, Direct Dividends to Policyholders/Refunds to Members, Direct Claims and Benefits Paid, and Details of Write-ins.

Table with 10 columns: Ordinary (No. of Pols. & Certifs., Amount), Credit Life (No. of Ind. Pols. & Gr. Certifs., Amount), Group (No. of Certifs., Amount), Industrial (No. of Pols. & Certifs., Amount), Total (No. of Pols. & Certifs., Amount). Rows include Direct Death Benefits and Matured Endowments Incurred and Policy Exhibit.

(a) Includes Individual Credit Life Insurance prior year \$, current year \$ Includes Group Credit Life Insurance Loans less than or equal to 60 months at issue, prior year \$, current year \$ Loans greater than 60 months at issue BUT NOT GREATER THAN 120 MONTHS, prior year \$, current year \$

ACCIDENT AND HEALTH INSURANCE

Table with 5 columns: Direct Premiums, Direct Premiums Earned, Policyholder Dividends Paid, Refunds to Members or Credited on Direct Business, Direct Losses Paid, Direct Losses Incurred. Rows include Group Policies (b) and various sub-categories.

(b) For health business on indicated lines report: Number of persons insured under PPO managed care products and number of persons insured under indemnity only products



ANNUAL STATEMENT FOR THE YEAR 2021 OF THE Integrity Life Insurance Company

DIRECT BUSINESS IN THE STATE OF Massachusetts

DURING THE YEAR 2021

NAIC Group Code 0836

LIFE INSURANCE

NAIC Company Code 74780

| DIRECT PREMIUMS AND ANNUITY CONSIDERATIONS | 1 | 2 | 3 | 4 | 5 |
|---|------------|---------------------------------------|-------|------------|------------|
| | Ordinary | Credit Life (Group and Individual) | Group | Industrial | Total |
| 1. Life insurance | 157 | 0 | 0 | 0 | 157 |
| 2. Annuity considerations | 6,063,950 | 0 | 0 | 0 | 6,063,950 |
| 3. Deposit-type contract funds | 3,596,213 | XXX | 0 | XXX | 3,596,213 |
| 4. Other considerations | | | | | 0 |
| 5. Totals (Sum of Lines 1 to 4) | 9,660,320 | 0 | 0 | 0 | 9,660,320 |
| DIRECT DIVIDENDS TO POLICYHOLDERS/REFUNDS TO MEMBERS | | | | | |
| Life insurance: | | | | | |
| 6.1 Paid in cash or left on deposit | | | | | 0 |
| 6.2 Applied to pay renewal premiums | | | | | 0 |
| 6.3 Applied to provide paid-up additions or shorten the endowment or premium-paying period | | | | | 0 |
| 6.4 Other | | | | | 0 |
| 6.5 Totals (Sum of Lines 6.1 to 6.4) | 0 | 0 | 0 | 0 | 0 |
| Annuities: | | | | | |
| 7.1 Paid in cash or left on deposit | | | | | 0 |
| 7.2 Applied to provide paid-up annuities | | | | | 0 |
| 7.3 Other | | | | | 0 |
| 7.4 Totals (Sum of Lines 7.1 to 7.3) | 0 | 0 | 0 | 0 | 0 |
| 8. Grand Totals (Lines 6.5 plus 7.4) | 0 | 0 | 0 | 0 | 0 |
| DIRECT CLAIMS AND BENEFITS PAID | | | | | |
| 9. Death benefits | | | | | 0 |
| 10. Matured endowments | | | | | 0 |
| 11. Annuity benefits | 9,395,650 | 0 | 0 | 0 | 9,395,650 |
| 12. Surrender values and withdrawals for life contracts | 7,115,384 | 0 | 0 | 0 | 7,115,384 |
| 13. Aggregate write-ins for miscellaneous direct claims and benefits paid | 0 | 0 | 0 | 0 | 0 |
| 14. All other benefits, except accident and health | 686,578 | 0 | 0 | 0 | 686,578 |
| 15. Totals | 17,197,612 | 0 | 0 | 0 | 17,197,612 |
| DETAILS OF WRITE-INS | | | | | |
| 1301. | | | | | |
| 1302. | | | | | |
| 1303. | | | | | |
| 1398. Summary of Line 13 from overflow page | 0 | 0 | 0 | 0 | 0 |
| 1399. Totals (Lines 1301 thru 1303 plus 1398) (Line 13 above) | 0 | 0 | 0 | 0 | 0 |

| DIRECT DEATH BENEFITS AND MATURED ENDOWMENTS INCURRED | Ordinary | | Credit Life (Group and Individual) | | Group | | Industrial | | Total | |
|---|-------------------------------|-----------|--|--------|--------------------|--------|-------------------------------|--------|-------------------------------|-----------|
| | 1 | 2 | 3 | 4 | 5 | 6 | 7 | 8 | 9 | 10 |
| | No. of Pols. & Certifs. | Amount | No. of Ind.Pols. & Gr. Certifs. | Amount | No. of Certifs. | Amount | No. of Pols. & Certifs. | Amount | No. of Pols. & Certifs. | Amount |
| 16. Unpaid December 31, prior year | | | | | | | | | 0 | 0 |
| 17. Incurred during current year | | | | | | | | | 0 | 0 |
| Settled during current year: | | | | | | | | | | |
| 18.1 By payment in full | | | | | | | | | 0 | 0 |
| 18.2 By payment on compromised claims | | | | | | | | | 0 | 0 |
| 18.3 Totals paid | 0 | 0 | 0 | 0 | 0 | 0 | 0 | 0 | 0 | 0 |
| 18.4 Reduction by compromise | | | | | | | | | 0 | 0 |
| 18.5 Amount rejected | | | | | | | | | 0 | 0 |
| 18.6 Total settlements | 0 | 0 | 0 | 0 | 0 | 0 | 0 | 0 | 0 | 0 |
| 19. Unpaid Dec. 31, current year (16+17-18.6) | 0 | 0 | 0 | 0 | 0 | 0 | 0 | 0 | 0 | 0 |
| POLICY EXHIBIT | | | | | No. of Policies | | | | | |
| 20. In force December 31, prior year | 7 | 2,438,569 | 0 (a) | 0 | 0 | 0 | 0 | 0 | 7 | 2,438,569 |
| 21. Issued during year | | | | | | | | | 0 | 0 |
| 22. Other changes to in force (Net) | 0 | 35,893 | | | 0 | 0 | | | 0 | 35,893 |
| 23. In force December 31 of current year | 7 | 2,474,462 | 0 (a) | 0 | 0 | 0 | 0 | 0 | 7 | 2,474,462 |

(a) Includes Individual Credit Life Insurance prior year \$ _____, current year \$ _____
 Includes Group Credit Life Insurance Loans less than or equal to 60 months at issue, prior year \$ _____, current year \$ _____
 Loans greater than 60 months at issue BUT NOT GREATER THAN 120 MONTHS, prior year \$ _____, current year \$ _____

ACCIDENT AND HEALTH INSURANCE

| | 1 | 2 | 3 | 4 | 5 |
|---|-----------------|---------------------------|---|--------------------|---------------------------|
| | Direct Premiums | Direct Premiums Earned | Policyholder Dividends Paid, Refunds to Members or Credited on Direct Business | Direct Losses Paid | Direct Losses Incurred |
| 24. Group Policies (b) | | | | | |
| 24.1 Federal Employees Health Benefits Plan premium (b) | | | | | |
| 24.2 Credit (Group and Individual) | | | | | |
| 24.3 Collectively renewable policies/certificates (b) | | | | | |
| 24.4 Medicare Title XVIII exempt from state taxes or fees Other Individual Policies: | | | | | |
| 25.1 Non-cancelable (b) | | | | | |
| 25.2 Guaranteed renewable (b) | | | | | |
| 25.3 Non-renewable for stated reasons only (b) | | | | | |
| 25.4 Other accident only | | | | | |
| 25.5 All other (b) | | | | | |
| 25.6 Totals (sum of Lines 25.1 to 25.5) | 0 | 0 | 0 | 0 | 0 |
| 26. Totals (Lines 24 + 24.1 + 24.2 + 24.3 + 24.4 + 25.6) | 0 | 0 | 0 | 0 | 0 |

(b) For health business on indicated lines report: Number of persons insured under PPO managed care products0 and number of persons
 insured under indemnity only products0



ANNUAL STATEMENT FOR THE YEAR 2021 OF THE Integrity Life Insurance Company

DIRECT BUSINESS IN THE STATE OF Michigan

DURING THE YEAR 2021

NAIC Group Code 0836

LIFE INSURANCE

NAIC Company Code 74780

Table with 5 columns: 1 Ordinary, 2 Credit Life (Group and Individual), 3 Group, 4 Industrial, 5 Total. Rows include Direct Premiums and Annuity Considerations, Direct Dividends to Policyholders/Refunds to Members, Direct Claims and Benefits Paid, and Details of Write-ins.

Table with 10 columns: 1 No. of Pols. & Certifs., 2 Amount, 3 No. of Ind. Pols. & Gr. Certifs., 4 Amount, 5 No. of Certifs., 6 Amount, 7 No. of Pols. & Certifs., 8 Amount, 9 No. of Pols. & Certifs., 10 Amount. Rows include Direct Death Benefits and Matured Endowments Incurred and Policy Exhibit.

(a) Includes Individual Credit Life Insurance prior year \$, current year \$
Includes Group Credit Life Insurance Loans less than or equal to 60 months at issue, prior year \$, current year \$
Loans greater than 60 months at issue BUT NOT GREATER THAN 120 MONTHS, prior year \$, current year \$

ACCIDENT AND HEALTH INSURANCE

Table with 5 columns: 1 Direct Premiums, 2 Direct Premiums Earned, 3 Policyholder Dividends Paid, Refunds to Members or Credited on Direct Business, 4 Direct Losses Paid, 5 Direct Losses Incurred. Rows include Group Policies (b) and various sub-categories.

(b) For health business on indicated lines report: Number of persons insured under PPO managed care products 0 and number of persons insured under indemnity only products 0



ANNUAL STATEMENT FOR THE YEAR 2021 OF THE Integrity Life Insurance Company

DIRECT BUSINESS IN THE STATE OF Minnesota

DURING THE YEAR 2021

NAIC Group Code 0836

LIFE INSURANCE

NAIC Company Code 74780

| DIRECT PREMIUMS AND ANNUITY CONSIDERATIONS | 1 | 2 | 3 | 4 | 5 |
|---|------------|---------------------------------------|-------|------------|------------|
| | Ordinary | Credit Life (Group and Individual) | Group | Industrial | Total |
| 1. Life insurance | 26,630 | 0 | 0 | 0 | 26,630 |
| 2. Annuity considerations | 4,255,271 | 0 | 0 | 0 | 4,255,271 |
| 3. Deposit-type contract funds | 65,729 | XXX | 0 | XXX | 65,729 |
| 4. Other considerations | | | | | 0 |
| 5. Totals (Sum of Lines 1 to 4) | 4,347,630 | 0 | 0 | 0 | 4,347,630 |
| DIRECT DIVIDENDS TO POLICYHOLDERS/REFUNDS TO MEMBERS | | | | | |
| Life insurance: | | | | | |
| 6.1 Paid in cash or left on deposit | | | | | 0 |
| 6.2 Applied to pay renewal premiums | | | | | 0 |
| 6.3 Applied to provide paid-up additions or shorten the endowment or premium-paying period | | | | | 0 |
| 6.4 Other | | | | | 0 |
| 6.5 Totals (Sum of Lines 6.1 to 6.4) | 0 | 0 | 0 | 0 | 0 |
| Annuities: | | | | | |
| 7.1 Paid in cash or left on deposit | | | | | 0 |
| 7.2 Applied to provide paid-up annuities | | | | | 0 |
| 7.3 Other | | | | | 0 |
| 7.4 Totals (Sum of Lines 7.1 to 7.3) | 0 | 0 | 0 | 0 | 0 |
| 8. Grand Totals (Lines 6.5 plus 7.4) | 0 | 0 | 0 | 0 | 0 |
| DIRECT CLAIMS AND BENEFITS PAID | | | | | |
| 9. Death benefits | 406,284 | 0 | 0 | 0 | 406,284 |
| 10. Matured endowments | | | | | 0 |
| 11. Annuity benefits | 7,273,954 | 0 | 0 | 0 | 7,273,954 |
| 12. Surrender values and withdrawals for life contracts | 8,003,651 | 0 | 0 | 0 | 8,003,651 |
| 13. Aggregate write-ins for miscellaneous direct claims and benefits paid | 0 | 0 | 0 | 0 | 0 |
| 14. All other benefits, except accident and health | 1,334,321 | 0 | 0 | 0 | 1,334,321 |
| 15. Totals | 17,018,210 | 0 | 0 | 0 | 17,018,210 |
| DETAILS OF WRITE-INS | | | | | |
| 1301. | | | | | |
| 1302. | | | | | |
| 1303. | | | | | |
| 1398. Summary of Line 13 from overflow page | 0 | 0 | 0 | 0 | 0 |
| 1399. Totals (Lines 1301 thru 1303 plus 1398) (Line 13 above) | 0 | 0 | 0 | 0 | 0 |

| DIRECT DEATH BENEFITS AND MATURED ENDOWMENTS INCURRED | Ordinary | | Credit Life (Group and Individual) | | Group | | Industrial | | Total | |
|---|-------------------------------|------------|--|--------|--------------------|--------------------|-------------------------------|--------|-------------------------------|------------|
| | 1 | 2 | 3 | 4 | 5 | 6 | 7 | 8 | 9 | 10 |
| | No. of Pols. & Certifs. | Amount | No. of Ind.Pols. & Gr. Certifs. | Amount | No. of Certifs. | Amount | No. of Pols. & Certifs. | Amount | No. of Pols. & Certifs. | Amount |
| 16. Unpaid December 31, prior year | | | | | | | | | 0 | 0 |
| 17. Incurred during current year | 4 | 406,284 | 0 | 0 | 0 | 0 | 0 | 0 | 4 | 406,284 |
| Settled during current year: | | | | | | | | | | |
| 18.1 By payment in full | 4 | 406,284 | | | | 0 | 0 | 0 | 4 | 406,284 |
| 18.2 By payment on compromised claims | | | | | | | | | 0 | 0 |
| 18.3 Totals paid | 4 | 406,284 | 0 | 0 | 0 | 0 | 0 | 0 | 4 | 406,284 |
| 18.4 Reduction by compromise | | | | | | | | | 0 | 0 |
| 18.5 Amount rejected | | | | | | | | | 0 | 0 |
| 18.6 Total settlements | 4 | 406,284 | 0 | 0 | 0 | 0 | 0 | 0 | 4 | 406,284 |
| 19. Unpaid Dec. 31, current year (16+17-18.6) | 0 | 0 | 0 | 0 | 0 | 0 | 0 | 0 | 0 | 0 |
| POLICY EXHIBIT | | | | | | No. of Policies | | | | |
| 20. In force December 31, prior year | 612 | 11,885,394 | 0 | (a) 0 | 0 | 0 | 0 | 0 | 612 | 11,885,394 |
| 21. Issued during year | | | | | | | | | 0 | 0 |
| 22. Other changes to in force (Net) | (36) | (782,372) | | | 0 | 0 | 0 | 0 | (36) | (782,372) |
| 23. In force December 31 of current year | 576 | 11,103,022 | 0 | (a) 0 | 0 | 0 | 0 | 0 | 576 | 11,103,022 |

(a) Includes Individual Credit Life Insurance prior year \$ _____, current year \$ _____
 Includes Group Credit Life Insurance Loans less than or equal to 60 months at issue, prior year \$ _____, current year \$ _____
 Loans greater than 60 months at issue BUT NOT GREATER THAN 120 MONTHS, prior year \$ _____, current year \$ _____

ACCIDENT AND HEALTH INSURANCE

| | 1 | 2 | 3 | 4 | 5 |
|---|-----------------|---------------------------|---|--------------------|---------------------------|
| | Direct Premiums | Direct Premiums Earned | Policyholder Dividends Paid, Refunds to Members or Credited on Direct Business | Direct Losses Paid | Direct Losses Incurred |
| 24. Group Policies (b) | | | | | |
| 24.1 Federal Employees Health Benefits Plan premium (b) | | | | | |
| 24.2 Credit (Group and Individual) | | | | | |
| 24.3 Collectively renewable policies/certificates (b) | | | | | |
| 24.4 Medicare Title XVIII exempt from state taxes or fees Other Individual Policies: | | | | | |
| 25.1 Non-cancelable (b) | | | | | |
| 25.2 Guaranteed renewable (b) | | | | | |
| 25.3 Non-renewable for stated reasons only (b) | | | | | |
| 25.4 Other accident only | | | | | |
| 25.5 All other (b) | | | | | |
| 25.6 Totals (sum of Lines 25.1 to 25.5) | 0 | 0 | 0 | 0 | 0 |
| 26. Totals (Lines 24 + 24.1 + 24.2 + 24.3 + 24.4 + 25.6) | 0 | 0 | 0 | 0 | 0 |

(b) For health business on indicated lines report: Number of persons insured under PPO managed care products0 and number of persons
 insured under indemnity only products0



ANNUAL STATEMENT FOR THE YEAR 2021 OF THE Integrity Life Insurance Company

DIRECT BUSINESS IN THE STATE OF Mississippi

DURING THE YEAR 2021

NAIC Group Code 0836

LIFE INSURANCE

NAIC Company Code 74780

Table with 5 columns: Ordinary, Credit Life (Group and Individual), Group, Industrial, Total. Rows include Direct Premiums and Annuity Considerations, Direct Dividends to Policyholders/Refunds to Members, Direct Claims and Benefits Paid, and Details of Write-ins.

Table with 10 columns: Ordinary (No. of Pols. & Certifs., Amount), Credit Life (No. of Ind. Pols. & Gr. Certifs., Amount), Group (No. of Certifs., Amount), Industrial (No. of Pols. & Certifs., Amount), Total (No. of Pols. & Certifs., Amount). Rows include Direct Death Benefits and Matured Endowments Incurred and Policy Exhibit.

(a) Includes Individual Credit Life Insurance prior year \$, current year \$ Includes Group Credit Life Insurance Loans less than or equal to 60 months at issue, prior year \$, current year \$ Loans greater than 60 months at issue BUT NOT GREATER THAN 120 MONTHS, prior year \$, current year \$

ACCIDENT AND HEALTH INSURANCE

Table with 5 columns: Direct Premiums, Direct Premiums Earned, Policyholder Dividends Paid, Refunds to Members or Credited on Direct Business, Direct Losses Paid, Direct Losses Incurred. Rows include Group Policies (b) and various sub-categories.

(b) For health business on indicated lines report: Number of persons insured under PPO managed care products and number of persons insured under indemnity only products



ANNUAL STATEMENT FOR THE YEAR 2021 OF THE Integrity Life Insurance Company

DIRECT BUSINESS IN THE STATE OF Missouri

DURING THE YEAR 2021

NAIC Group Code 0836

LIFE INSURANCE

NAIC Company Code 74780

Table with 5 columns: 1 Ordinary, 2 Credit Life (Group and Individual), 3 Group, 4 Industrial, 5 Total. Rows include Direct Premiums and Annuity Considerations, Direct Dividends to Policyholders/Refunds to Members, Direct Claims and Benefits Paid, and Details of Write-ins.

Table with 10 columns: 1 No. of Pols. & Certifs., 2 Amount, 3 No. of Ind. Pols. & Gr. Certifs., 4 Amount, 5 No. of Certifs., 6 Amount, 7 No. of Pols. & Certifs., 8 Amount, 9 No. of Pols. & Certifs., 10 Amount. Rows include Direct Death Benefits and Matured Endowments Incurred and Policy Exhibit.

(a) Includes Individual Credit Life Insurance prior year \$, current year \$
Includes Group Credit Life Insurance Loans less than or equal to 60 months at issue, prior year \$, current year \$
Loans greater than 60 months at issue BUT NOT GREATER THAN 120 MONTHS, prior year \$, current year \$

ACCIDENT AND HEALTH INSURANCE

Table with 5 columns: 1 Direct Premiums, 2 Direct Premiums Earned, 3 Policyholder Dividends Paid, Refunds to Members or Credited on Direct Business, 4 Direct Losses Paid, 5 Direct Losses Incurred. Rows include Group Policies (b) and various sub-categories.

(b) For health business on indicated lines report: Number of persons insured under PPO managed care products 0 and number of persons insured under indemnity only products 0



ANNUAL STATEMENT FOR THE YEAR 2021 OF THE Integrity Life Insurance Company

DIRECT BUSINESS IN THE STATE OF Montana

DURING THE YEAR 2021

NAIC Group Code 0836

LIFE INSURANCE

NAIC Company Code 74780

Table with 5 columns: Ordinary, Credit Life (Group and Individual), Group, Industrial, Total. Rows include Direct Premiums and Annuity Considerations, Direct Dividends to Policyholders/Refunds to Members, Direct Claims and Benefits Paid, and Details of Write-ins.

Table with 10 columns: Ordinary (No. of Pols. & Certifs., Amount), Credit Life (No. of Ind. Pols. & Gr. Certifs., Amount), Group (No. of Certifs., Amount), Industrial (No. of Pols. & Certifs., Amount), Total (No. of Pols. & Certifs., Amount). Rows include Direct Death Benefits and Matured Endowments Incurred and Policy Exhibit.

(a) Includes Individual Credit Life Insurance prior year \$, current year \$ Includes Group Credit Life Insurance Loans less than or equal to 60 months at issue, prior year \$, current year \$ Loans greater than 60 months at issue BUT NOT GREATER THAN 120 MONTHS, prior year \$, current year \$

ACCIDENT AND HEALTH INSURANCE

Table with 5 columns: Direct Premiums, Direct Premiums Earned, Policyholder Dividends Paid, Refunds to Members or Credited on Direct Business, Direct Losses Paid, Direct Losses Incurred. Rows include Group Policies (b) and various sub-categories.

(b) For health business on indicated lines report: Number of persons insured under PPO managed care products and number of persons insured under indemnity only products



ANNUAL STATEMENT FOR THE YEAR 2021 OF THE Integrity Life Insurance Company

DIRECT BUSINESS IN THE STATE OF Nebraska

DURING THE YEAR 2021

NAIC Group Code 0836

LIFE INSURANCE

NAIC Company Code 74780

Table with 5 columns: Ordinary, Credit Life (Group and Individual), Group, Industrial, Total. Rows include Direct Premiums and Annuity Considerations, Direct Dividends to Policyholders/Refunds to Members, Direct Claims and Benefits Paid, and Details of Write-ins.

Table with 10 columns: Ordinary (No. of Pol. & Certifs., Amount), Credit Life (No. of Ind. Pol. & Gr. Certifs., Amount), Group (No. of Certifs., Amount), Industrial (No. of Pol. & Certifs., Amount), Total (No. of Pol. & Certifs., Amount). Rows include Direct Death Benefits and Matured Endowments Incurred and Policy Exhibit.

(a) Includes Individual Credit Life Insurance prior year \$, current year \$
Includes Group Credit Life Insurance Loans less than or equal to 60 months at issue, prior year \$, current year \$
Loans greater than 60 months at issue BUT NOT GREATER THAN 120 MONTHS, prior year \$, current year \$

ACCIDENT AND HEALTH INSURANCE

Table with 5 columns: Direct Premiums, Direct Premiums Earned, Policyholder Dividends Paid, Refunds to Members or Credited on Direct Business, Direct Losses Paid, Direct Losses Incurred. Rows include Group Policies (b) and various sub-categories.

(b) For health business on indicated lines report: Number of persons insured under PPO managed care products 0 and number of persons insured under indemnity only products 0



ANNUAL STATEMENT FOR THE YEAR 2021 OF THE Integrity Life Insurance Company

DIRECT BUSINESS IN THE STATE OF Nevada

DURING THE YEAR 2021

NAIC Group Code 0836

LIFE INSURANCE

NAIC Company Code 74780

Table with 5 columns: Ordinary, Credit Life (Group and Individual), Group, Industrial, Total. Rows include Direct Premiums and Annuity Considerations, Direct Dividends to Policyholders/Refunds to Members, Direct Claims and Benefits Paid, and Details of Write-ins.

Table with 10 columns: Ordinary (No. of Pols. & Certifs., Amount), Credit Life (No. of Ind. Pols. & Gr. Certifs., Amount), Group (No. of Certifs., Amount), Industrial (No. of Pols. & Certifs., Amount), Total (No. of Pols. & Certifs., Amount). Rows include Direct Death Benefits and Matured Endowments Incurred and Policy Exhibit.

(a) Includes Individual Credit Life Insurance prior year \$, current year \$
Includes Group Credit Life Insurance Loans less than or equal to 60 months at issue, prior year \$, current year \$
Loans greater than 60 months at issue BUT NOT GREATER THAN 120 MONTHS, prior year \$, current year \$

ACCIDENT AND HEALTH INSURANCE

Table with 5 columns: Direct Premiums, Direct Premiums Earned, Policyholder Dividends Paid, Refunds to Members or Credited on Direct Business, Direct Losses Paid, Direct Losses Incurred. Rows include Group Policies (b) and various sub-categories.

(b) For health business on indicated lines report: Number of persons insured under PPO managed care products 0 and number of persons insured under indemnity only products 0



ANNUAL STATEMENT FOR THE YEAR 2021 OF THE Integrity Life Insurance Company

DIRECT BUSINESS IN THE STATE OF New Hampshire

DURING THE YEAR 2021

NAIC Group Code 0836

LIFE INSURANCE

NAIC Company Code 74780

Table with 5 columns: Ordinary, Credit Life (Group and Individual), Group, Industrial, Total. Rows include Direct Premiums and Annuity Considerations, Direct Dividends to Policyholders/Refunds to Members, Direct Claims and Benefits Paid, and Details of Write-ins.

Table with 10 columns: Ordinary (No. of Pols. & Certifs., Amount), Credit Life (No. of Ind. Pols. & Gr. Certifs., Amount), Group (No. of Certifs., Amount), Industrial (No. of Pols. & Certifs., Amount), Total (No. of Pols. & Certifs., Amount). Rows include Direct Death Benefits and Matured Endowments Incurred and Policy Exhibit.

(a) Includes Individual Credit Life Insurance prior year \$, current year \$ Includes Group Credit Life Insurance Loans less than or equal to 60 months at issue, prior year \$, current year \$ Loans greater than 60 months at issue BUT NOT GREATER THAN 120 MONTHS, prior year \$, current year \$

ACCIDENT AND HEALTH INSURANCE

Table with 5 columns: Direct Premiums, Direct Premiums Earned, Policyholder Dividends Paid, Refunds to Members or Credited on Direct Business, Direct Losses Paid, Direct Losses Incurred. Rows include Group Policies (b) and various sub-categories.

(b) For health business on indicated lines report: Number of persons insured under PPO managed care products and number of persons insured under indemnity only products



ANNUAL STATEMENT FOR THE YEAR 2021 OF THE Integrity Life Insurance Company

DIRECT BUSINESS IN THE STATE OF New Jersey

DURING THE YEAR 2021

NAIC Group Code 0836

LIFE INSURANCE

NAIC Company Code 74780

| DIRECT PREMIUMS AND ANNUITY CONSIDERATIONS | 1 | 2 | 3 | 4 | 5 |
|---|------------|---------------------------------------|-------|------------|------------|
| | Ordinary | Credit Life (Group and Individual) | Group | Industrial | Total |
| 1. Life insurance | | | | | 0 |
| 2. Annuity considerations | 24,033,435 | 0 | 0 | 0 | 24,033,435 |
| 3. Deposit-type contract funds | 1,139,911 | XXX | 0 | XXX | 1,139,911 |
| 4. Other considerations | | | | | 0 |
| 5. Totals (Sum of Lines 1 to 4) | 25,173,346 | 0 | 0 | 0 | 25,173,346 |
| DIRECT DIVIDENDS TO POLICYHOLDERS/REFUNDS TO MEMBERS | | | | | |
| Life insurance: | | | | | |
| 6.1 Paid in cash or left on deposit | | | | | 0 |
| 6.2 Applied to pay renewal premiums | | | | | 0 |
| 6.3 Applied to provide paid-up additions or shorten the endowment or premium-paying period | | | | | 0 |
| 6.4 Other | | | | | 0 |
| 6.5 Totals (Sum of Lines 6.1 to 6.4) | 0 | 0 | 0 | 0 | 0 |
| Annuities: | | | | | |
| 7.1 Paid in cash or left on deposit | | | | | 0 |
| 7.2 Applied to provide paid-up annuities | | | | | 0 |
| 7.3 Other | | | | | 0 |
| 7.4 Totals (Sum of Lines 7.1 to 7.3) | 0 | 0 | 0 | 0 | 0 |
| 8. Grand Totals (Lines 6.5 plus 7.4) | 0 | 0 | 0 | 0 | 0 |
| DIRECT CLAIMS AND BENEFITS PAID | | | | | |
| 9. Death benefits | 341,400 | 0 | 0 | 0 | 341,400 |
| 10. Matured endowments | | | | | 0 |
| 11. Annuity benefits | 14,409,208 | 0 | 0 | 0 | 14,409,208 |
| 12. Surrender values and withdrawals for life contracts | 17,763,229 | 0 | 0 | 0 | 17,763,229 |
| 13. Aggregate write-ins for miscellaneous direct claims and benefits paid | 0 | 0 | 0 | 0 | 0 |
| 14. All other benefits, except accident and health | 690,406 | 0 | 0 | 0 | 690,406 |
| 15. Totals | 33,204,243 | 0 | 0 | 0 | 33,204,243 |
| DETAILS OF WRITE-INS | | | | | |
| 1301. | | | | | |
| 1302. | | | | | |
| 1303. | | | | | |
| 1398. Summary of Line 13 from overflow page | 0 | 0 | 0 | 0 | 0 |
| 1399. Totals (Lines 1301 thru 1303 plus 1398) (Line 13 above) | 0 | 0 | 0 | 0 | 0 |

| DIRECT DEATH BENEFITS AND MATURED ENDOWMENTS INCURRED | Ordinary | | Credit Life (Group and Individual) | | Group | | Industrial | | Total | |
|---|-------------------------------|------------|--|--------|--------------------|--------------------|-------------------------------|--------|-------------------------------|------------|
| | 1 | 2 | 3 | 4 | 5 | 6 | 7 | 8 | 9 | 10 |
| | No. of Pols. & Certifs. | Amount | No. of Ind.Pols. & Gr. Certifs. | Amount | No. of Certifs. | Amount | No. of Pols. & Certifs. | Amount | No. of Pols. & Certifs. | Amount |
| 16. Unpaid December 31, prior year | | | | | | | | | .0 | .0 |
| 17. Incurred during current year | 3 | 341,400 | 0 | 0 | 0 | 0 | 0 | 0 | .3 | 341,400 |
| Settled during current year: | | | | | | | | | | |
| 18.1 By payment in full | 3 | 341,400 | | | | 0 | | 0 | .3 | 341,400 |
| 18.2 By payment on compromised claims | | | | | | | | | | |
| 18.3 Totals paid | 3 | 341,400 | 0 | 0 | 0 | 0 | 0 | 0 | .3 | 341,400 |
| 18.4 Reduction by compromise | | | | | | | | | .0 | 0 |
| 18.5 Amount rejected | | | | | | | | | .0 | 0 |
| 18.6 Total settlements | 3 | 341,400 | 0 | 0 | 0 | 0 | 0 | 0 | .3 | 341,400 |
| 19. Unpaid Dec. 31, current year (16+17-18.6) | 0 | 0 | 0 | 0 | 0 | 0 | 0 | 0 | 0 | 0 |
| POLICY EXHIBIT | | | | | | No. of Policies | | | | |
| 20. In force December 31, prior year | 56 | 13,354,984 | 0 | (a) 0 | .0 | 0 | .0 | 0 | .56 | 13,354,984 |
| 21. Issued during year | | | | | | | | | .0 | 0 |
| 22. Other changes to in force (Net) | (4) | (139,298) | | | .0 | 0 | | | (4) | (139,298) |
| 23. In force December 31 of current year | 52 | 13,215,686 | 0 | (a) 0 | 0 | 0 | 0 | 0 | .52 | 13,215,686 |

(a) Includes Individual Credit Life Insurance prior year \$ _____, current year \$ _____
 Includes Group Credit Life Insurance Loans less than or equal to 60 months at issue, prior year \$ _____, current year \$ _____
 Loans greater than 60 months at issue BUT NOT GREATER THAN 120 MONTHS, prior year \$ _____, current year \$ _____

ACCIDENT AND HEALTH INSURANCE

| | 1 | 2 | 3 | 4 | 5 |
|---|-----------------|---------------------------|---|--------------------|---------------------------|
| | Direct Premiums | Direct Premiums Earned | Policyholder Dividends Paid, Refunds to Members or Credited on Direct Business | Direct Losses Paid | Direct Losses Incurred |
| 24. Group Policies (b) | | | | | |
| 24.1 Federal Employees Health Benefits Plan premium (b) | | | | | |
| 24.2 Credit (Group and Individual) | | | | | |
| 24.3 Collectively renewable policies/certificates (b) | | | | | |
| 24.4 Medicare Title XVIII exempt from state taxes or fees Other Individual Policies: | | | | | |
| 25.1 Non-cancelable (b) | | | | | |
| 25.2 Guaranteed renewable (b) | | | | | |
| 25.3 Non-renewable for stated reasons only (b) | | | | | |
| 25.4 Other accident only | | | | | |
| 25.5 All other (b) | | | | | |
| 25.6 Totals (sum of Lines 25.1 to 25.5) | 0 | 0 | 0 | 0 | 0 |
| 26. Totals (Lines 24 + 24.1 + 24.2 + 24.3 + 24.4 + 25.6) | 0 | 0 | 0 | 0 | 0 |

(b) For health business on indicated lines report: Number of persons insured under PPO managed care products0 and number of persons
 insured under indemnity only products0 .



ANNUAL STATEMENT FOR THE YEAR 2021 OF THE Integrity Life Insurance Company

DIRECT BUSINESS IN THE STATE OF New Mexico

DURING THE YEAR 2021

NAIC Group Code 0836

LIFE INSURANCE

NAIC Company Code 74780

Table with 5 columns: 1 Ordinary, 2 Credit Life (Group and Individual), 3 Group, 4 Industrial, 5 Total. Rows include Direct Premiums and Annuity Considerations, Direct Dividends to Policyholders/Refunds to Members, Direct Claims and Benefits Paid, and Details of Write-ins.

Table with 10 columns: 1-2 Ordinary (No. of Pols. & Certifs., Amount), 3-4 Credit Life (No. of Ind. Pols. & Gr. Certifs., Amount), 5-6 Group (No. of Certifs., Amount), 7-8 Industrial (No. of Pols. & Certifs., Amount), 9-10 Total (No. of Pols. & Certifs., Amount). Rows include Direct Death Benefits and Maturesd Endowments Incurred and Policy Exhibit.

(a) Includes Individual Credit Life Insurance prior year \$, current year \$
Includes Group Credit Life Insurance Loans less than or equal to 60 months at issue, prior year \$, current year \$
Loans greater than 60 months at issue BUT NOT GREATER THAN 120 MONTHS, prior year \$, current year \$

ACCIDENT AND HEALTH INSURANCE

Table with 5 columns: 1 Direct Premiums, 2 Direct Premiums Earned, 3 Policyholder Dividends Paid, Refunds to Members or Credited on Direct Business, 4 Direct Losses Paid, 5 Direct Losses Incurred. Rows include Group Policies (b) and various sub-categories.

(b) For health business on indicated lines report: Number of persons insured under PPO managed care products 0 and number of persons insured under indemnity only products 0



ANNUAL STATEMENT FOR THE YEAR 2021 OF THE Integrity Life Insurance Company

DIRECT BUSINESS IN THE STATE OF New York

DURING THE YEAR 2021

NAIC Group Code 0836

LIFE INSURANCE

NAIC Company Code 74780

Table with 5 columns: Ordinary, Credit Life (Group and Individual), Group, Industrial, Total. Rows include Direct Premiums and Annuity Considerations, Direct Dividends to Policyholders/Refunds to Members, Direct Claims and Benefits Paid, and Details of Write-ins.

Table with 10 columns: Ordinary (No. of Pols. & Certifs., Amount), Credit Life (No. of Ind. Pols. & Gr. Certifs., Amount), Group (No. of Certifs., Amount), Industrial (No. of Pols. & Certifs., Amount), Total (No. of Pols. & Certifs., Amount). Rows include Direct Death Benefits and Matured Endowments Incurred and Policy Exhibit.

(a) Includes Individual Credit Life Insurance prior year \$, current year \$
Includes Group Credit Life Insurance Loans less than or equal to 60 months at issue, prior year \$, current year \$
Loans greater than 60 months at issue BUT NOT GREATER THAN 120 MONTHS, prior year \$, current year \$

ACCIDENT AND HEALTH INSURANCE

Table with 5 columns: Direct Premiums, Direct Premiums Earned, Policyholder Dividends Paid, Refunds to Members or Credited on Direct Business, Direct Losses Paid, Direct Losses Incurred. Rows include Group Policies (b) and various sub-categories.

(b) For health business on indicated lines report: Number of persons insured under PPO managed care products 0 and number of persons insured under indemnity only products 0



ANNUAL STATEMENT FOR THE YEAR 2021 OF THE Integrity Life Insurance Company

DIRECT BUSINESS IN THE STATE OF North Carolina

DURING THE YEAR 2021

NAIC Group Code 0836

LIFE INSURANCE

NAIC Company Code 74780

Table with 5 columns: Ordinary, Credit Life (Group and Individual), Group, Industrial, Total. Rows include Direct Premiums and Annuity Considerations, Direct Dividends to Policyholders/Refunds to Members, Direct Claims and Benefits Paid, and Details of Write-ins.

Table with 10 columns: Ordinary (No. of Pols. & Certifs., Amount), Credit Life (No. of Ind. Pols. & Gr. Certifs., Amount), Group (No. of Certifs., Amount), Industrial (No. of Pols. & Certifs., Amount), Total (No. of Pols. & Certifs., Amount). Rows include Direct Death Benefits and Matured Endowments Incurred and Policy Exhibit.

(a) Includes Individual Credit Life Insurance prior year \$, current year \$
Includes Group Credit Life Insurance Loans less than or equal to 60 months at issue, prior year \$, current year \$
Loans greater than 60 months at issue BUT NOT GREATER THAN 120 MONTHS, prior year \$, current year \$

ACCIDENT AND HEALTH INSURANCE

Table with 5 columns: Direct Premiums, Direct Premiums Earned, Policyholder Dividends Paid, Refunds to Members or Credited on Direct Business, Direct Losses Paid, Direct Losses Incurred. Rows include Group Policies (b) and various sub-categories.

(b) For health business on indicated lines report: Number of persons insured under PPO managed care products 0 and number of persons insured under indemnity only products 0



ANNUAL STATEMENT FOR THE YEAR 2021 OF THE Integrity Life Insurance Company

DIRECT BUSINESS IN THE STATE OF North Dakota

DURING THE YEAR 2021

NAIC Group Code 0836

LIFE INSURANCE

NAIC Company Code 74780

Table with 5 columns: Ordinary, Credit Life (Group and Individual), Group, Industrial, Total. Rows include Direct Premiums and Annuity Considerations, Direct Dividends to Policyholders/Refunds to Members, Direct Claims and Benefits Paid, and Details of Write-ins.

Table with 10 columns: Ordinary (No. of Pols. & Certifs., Amount), Credit Life (No. of Ind. Pols. & Gr. Certifs., Amount), Group (No. of Certifs., Amount), Industrial (No. of Pols. & Certifs., Amount), Total (No. of Pols. & Certifs., Amount). Rows include Direct Death Benefits and Matured Endowments Incurred and Policy Exhibit.

(a) Includes Individual Credit Life Insurance prior year \$, current year \$ Includes Group Credit Life Insurance Loans less than or equal to 60 months at issue, prior year \$, current year \$ Loans greater than 60 months at issue BUT NOT GREATER THAN 120 MONTHS, prior year \$, current year \$

ACCIDENT AND HEALTH INSURANCE

Table with 5 columns: Direct Premiums, Direct Premiums Earned, Policyholder Dividends Paid, Refunds to Members or Credited on Direct Business, Direct Losses Paid, Direct Losses Incurred. Rows include Group Policies (b) and various sub-categories.

(b) For health business on indicated lines report: Number of persons insured under PPO managed care products and number of persons insured under indemnity only products



ANNUAL STATEMENT FOR THE YEAR 2021 OF THE Integrity Life Insurance Company

DIRECT BUSINESS IN THE STATE OF Ohio

DURING THE YEAR 2021

NAIC Group Code 0836

LIFE INSURANCE

NAIC Company Code 74780

Table with 5 columns: 1 Ordinary, 2 Credit Life (Group and Individual), 3 Group, 4 Industrial, 5 Total. Rows include Direct Premiums and Annuity Considerations, Direct Dividends to Policyholders/Refunds to Members, Direct Claims and Benefits Paid, and Details of Write-ins.

Table with 10 columns: 1 No. of Pols. & Certifs., 2 Amount, 3 No. of Ind. Pols. & Gr. Certifs., 4 Amount, 5 No. of Certifs., 6 Amount, 7 No. of Pols. & Certifs., 8 Amount, 9 No. of Pols. & Certifs., 10 Amount. Rows include Direct Death Benefits and Matured Endowments Incurred and Policy Exhibit.

(a) Includes Individual Credit Life Insurance prior year \$, current year \$
Includes Group Credit Life Insurance Loans less than or equal to 60 months at issue, prior year \$, current year \$
Loans greater than 60 months at issue BUT NOT GREATER THAN 120 MONTHS, prior year \$, current year \$

ACCIDENT AND HEALTH INSURANCE

Table with 5 columns: 1 Direct Premiums, 2 Direct Premiums Earned, 3 Policyholder Dividends Paid, Refunds to Members or Credited on Direct Business, 4 Direct Losses Paid, 5 Direct Losses Incurred. Rows include Group Policies (b) and various sub-categories.

(b) For health business on indicated lines report: Number of persons insured under PPO managed care products 0 and number of persons insured under indemnity only products 0



ANNUAL STATEMENT FOR THE YEAR 2021 OF THE Integrity Life Insurance Company

DIRECT BUSINESS IN THE STATE OF Oklahoma

DURING THE YEAR 2021

NAIC Group Code 0836

LIFE INSURANCE

NAIC Company Code 74780

Table with 5 columns: Ordinary, Credit Life (Group and Individual), Group, Industrial, Total. Rows include Direct Premiums and Annuity Considerations, Direct Dividends to Policyholders/Refunds to Members, Direct Claims and Benefits Paid, and Details of Write-ins.

Table with 10 columns: Ordinary (No. of Pols. & Certifs., Amount), Credit Life (No. of Ind. Pols. & Gr. Certifs., Amount), Group (No. of Certifs., Amount), Industrial (No. of Pols. & Certifs., Amount), Total (No. of Pols. & Certifs., Amount). Rows include Direct Death Benefits and Matured Endowments Incurred and Policy Exhibit.

(a) Includes Individual Credit Life Insurance prior year \$, current year \$ Includes Group Credit Life Insurance Loans less than or equal to 60 months at issue, prior year \$, current year \$ Loans greater than 60 months at issue BUT NOT GREATER THAN 120 MONTHS, prior year \$, current year \$

ACCIDENT AND HEALTH INSURANCE

Table with 5 columns: Direct Premiums, Direct Premiums Earned, Policyholder Dividends Paid, Refunds to Members or Credited on Direct Business, Direct Losses Paid, Direct Losses Incurred. Rows include Group Policies (b) and various sub-categories.

(b) For health business on indicated lines report: Number of persons insured under PPO managed care products 0 and number of persons insured under indemnity only products 0



ANNUAL STATEMENT FOR THE YEAR 2021 OF THE Integrity Life Insurance Company

DIRECT BUSINESS IN THE STATE OF Oregon

DURING THE YEAR 2021

NAIC Group Code 0836

LIFE INSURANCE

NAIC Company Code 74780

Table with 5 columns: Ordinary, Credit Life (Group and Individual), Group, Industrial, Total. Rows include Direct Premiums and Annuity Considerations, Direct Dividends to Policyholders/Refunds to Members, Direct Claims and Benefits Paid, and Details of Write-ins.

Table with 10 columns: Ordinary (No. of Pols. & Certifs., Amount), Credit Life (No. of Ind. Pols. & Gr. Certifs., Amount), Group (No. of Certifs., Amount), Industrial (No. of Pols. & Certifs., Amount), Total (No. of Pols. & Certifs., Amount). Rows include Direct Death Benefits and Matured Endowments Incurred and Policy Exhibit.

(a) Includes Individual Credit Life Insurance prior year \$, current year \$ Includes Group Credit Life Insurance Loans less than or equal to 60 months at issue, prior year \$, current year \$ Loans greater than 60 months at issue BUT NOT GREATER THAN 120 MONTHS, prior year \$, current year \$

ACCIDENT AND HEALTH INSURANCE

Table with 5 columns: Direct Premiums, Direct Premiums Earned, Policyholder Dividends Paid, Refunds to Members or Credited on Direct Business, Direct Losses Paid, Direct Losses Incurred. Rows include Group Policies (b) and various sub-categories.

(b) For health business on indicated lines report: Number of persons insured under PPO managed care products and number of persons insured under indemnity only products



ANNUAL STATEMENT FOR THE YEAR 2021 OF THE Integrity Life Insurance Company

DIRECT BUSINESS IN THE STATE OF Pennsylvania

DURING THE YEAR 2021

NAIC Group Code 0836

LIFE INSURANCE

NAIC Company Code 74780

Table with 5 columns: Ordinary, Credit Life (Group and Individual), Group, Industrial, Total. Rows include Direct Premiums and Annuity Considerations, Direct Dividends to Policyholders/Refunds to Members, Direct Claims and Benefits Paid, and Details of Write-ins.

Table with 10 columns: Ordinary (No. of Pols. & Certifs., Amount), Credit Life (No. of Ind. Pols. & Gr. Certifs., Amount), Group (No. of Certifs., Amount), Industrial (No. of Pols. & Certifs., Amount), Total (No. of Pols. & Certifs., Amount). Rows include Direct Death Benefits and Matured Endowments Incurred and Policy Exhibit.

(a) Includes Individual Credit Life Insurance prior year \$, current year \$
Includes Group Credit Life Insurance Loans less than or equal to 60 months at issue, prior year \$, current year \$
Loans greater than 60 months at issue BUT NOT GREATER THAN 120 MONTHS, prior year \$, current year \$

ACCIDENT AND HEALTH INSURANCE

Table with 5 columns: Direct Premiums, Direct Premiums Earned, Policyholder Dividends Paid, Refunds to Members or Credited on Direct Business, Direct Losses Paid, Direct Losses Incurred. Rows include Group Policies (b) and various sub-categories.

(b) For health business on indicated lines report: Number of persons insured under PPO managed care products 0 and number of persons insured under indemnity only products 0



ANNUAL STATEMENT FOR THE YEAR 2021 OF THE Integrity Life Insurance Company

DIRECT BUSINESS IN THE STATE OF Rhode Island

DURING THE YEAR 2021

NAIC Group Code 0836

LIFE INSURANCE

NAIC Company Code 74780

Table with 5 columns: Ordinary, Credit Life (Group and Individual), Group, Industrial, Total. Rows include Direct Premiums and Annuity Considerations, Direct Dividends to Policyholders/Refunds to Members, Direct Claims and Benefits Paid, and Details of Write-ins.

Table with 10 columns: Ordinary (No. of Pols. & Certifs., Amount), Credit Life (No. of Ind. Pols. & Gr. Certifs., Amount), Group (No. of Certifs., Amount), Industrial (No. of Pols. & Certifs., Amount), Total (No. of Pols. & Certifs., Amount). Rows include Direct Death Benefits and Matured Endowments Incurred and Policy Exhibit.

(a) Includes Individual Credit Life Insurance prior year \$, current year \$
Includes Group Credit Life Insurance Loans less than or equal to 60 months at issue, prior year \$, current year \$
Loans greater than 60 months at issue BUT NOT GREATER THAN 120 MONTHS, prior year \$, current year \$

ACCIDENT AND HEALTH INSURANCE

Table with 5 columns: Direct Premiums, Direct Premiums Earned, Policyholder Dividends Paid, Refunds to Members or Credited on Direct Business, Direct Losses Paid, Direct Losses Incurred. Rows include Group Policies (b) and various sub-categories.

(b) For health business on indicated lines report: Number of persons insured under PPO managed care products 0 and number of persons insured under indemnity only products 0



ANNUAL STATEMENT FOR THE YEAR 2021 OF THE Integrity Life Insurance Company

DIRECT BUSINESS IN THE STATE OF South Carolina

DURING THE YEAR 2021

NAIC Group Code 0836

LIFE INSURANCE

NAIC Company Code 74780

Table with 5 columns: Ordinary, Credit Life (Group and Individual), Group, Industrial, Total. Rows include Direct Premiums and Annuity Considerations, Direct Dividends to Policyholders/Refunds to Members, Direct Claims and Benefits Paid, and Details of Write-ins.

Table with 10 columns: Ordinary (No. of Pols. & Certifs., Amount), Credit Life (No. of Ind. Pols. & Gr. Certifs., Amount), Group (No. of Certifs., Amount), Industrial (No. of Pols. & Certifs., Amount), Total (No. of Pols. & Certifs., Amount). Rows include Direct Death Benefits and Matured Endowments Incurred and Policy Exhibit.

(a) Includes Individual Credit Life Insurance prior year \$, current year \$ Includes Group Credit Life Insurance Loans less than or equal to 60 months at issue, prior year \$, current year \$ Loans greater than 60 months at issue BUT NOT GREATER THAN 120 MONTHS, prior year \$, current year \$

ACCIDENT AND HEALTH INSURANCE

Table with 5 columns: Direct Premiums, Direct Premiums Earned, Policyholder Dividends Paid, Refunds to Members or Credited on Direct Business, Direct Losses Paid, Direct Losses Incurred. Rows include Group Policies (b) and various sub-categories.

(b) For health business on indicated lines report: Number of persons insured under PPO managed care products and number of persons insured under indemnity only products



ANNUAL STATEMENT FOR THE YEAR 2021 OF THE Integrity Life Insurance Company

DIRECT BUSINESS IN THE STATE OF South Dakota

DURING THE YEAR 2021

NAIC Group Code 0836

LIFE INSURANCE

NAIC Company Code 74780

Table with 5 columns: Ordinary, Credit Life (Group and Individual), Group, Industrial, Total. Rows include Direct Premiums and Annuity Considerations, Direct Dividends to Policyholders/Refunds to Members, Direct Claims and Benefits Paid, and Details of Write-ins.

Table with 10 columns: Ordinary (No. of Pols. & Certifs., Amount), Credit Life (No. of Ind. Pols. & Gr. Certifs., Amount), Group (No. of Certifs., Amount), Industrial (No. of Pols. & Certifs., Amount), Total (No. of Pols. & Certifs., Amount). Rows include Direct Death Benefits and Matured Endowments Incurred and Policy Exhibit.

(a) Includes Individual Credit Life Insurance prior year \$, current year \$
Includes Group Credit Life Insurance Loans less than or equal to 60 months at issue, prior year \$, current year \$
Loans greater than 60 months at issue BUT NOT GREATER THAN 120 MONTHS, prior year \$, current year \$

ACCIDENT AND HEALTH INSURANCE

Table with 5 columns: Direct Premiums, Direct Premiums Earned, Policyholder Dividends Paid, Refunds to Members or Credited on Direct Business, Direct Losses Paid, Direct Losses Incurred. Rows include Group Policies (b) and various sub-categories.

(b) For health business on indicated lines report: Number of persons insured under PPO managed care products 0 and number of persons insured under indemnity only products 0



ANNUAL STATEMENT FOR THE YEAR 2021 OF THE Integrity Life Insurance Company

DIRECT BUSINESS IN THE STATE OF Tennessee

DURING THE YEAR 2021

NAIC Group Code 0836

LIFE INSURANCE

NAIC Company Code 74780

Table with 5 columns: Ordinary, Credit Life (Group and Individual), Group, Industrial, Total. Rows include Direct Premiums and Annuity Considerations, Direct Dividends to Policyholders/Refunds to Members, Direct Claims and Benefits Paid, and Details of Write-ins.

Table with 10 columns: Ordinary (No. of Pols. & Certifs., Amount), Credit Life (No. of Ind. Pols. & Gr. Certifs., Amount), Group (No. of Certifs., Amount), Industrial (No. of Pols. & Certifs., Amount), Total (No. of Pols. & Certifs., Amount). Rows include Direct Death Benefits and Matures Endowments Incurred and Policy Exhibit.

(a) Includes Individual Credit Life Insurance prior year \$, current year \$ Includes Group Credit Life Insurance Loans less than or equal to 60 months at issue, prior year \$, current year \$ Loans greater than 60 months at issue BUT NOT GREATER THAN 120 MONTHS, prior year \$, current year \$

ACCIDENT AND HEALTH INSURANCE

Table with 5 columns: Direct Premiums, Direct Premiums Earned, Policyholder Dividends Paid, Refunds to Members or Credited on Direct Business, Direct Losses Paid, Direct Losses Incurred. Rows include Group Policies (b) and various sub-categories.

(b) For health business on indicated lines report: Number of persons insured under PPO managed care products and number of persons insured under indemnity only products



ANNUAL STATEMENT FOR THE YEAR 2021 OF THE Integrity Life Insurance Company

DIRECT BUSINESS IN THE STATE OF Texas

DURING THE YEAR 2021

NAIC Group Code 0836

LIFE INSURANCE

NAIC Company Code 74780

Table with 5 columns: Ordinary, Credit Life (Group and Individual), Group, Industrial, Total. Rows include Direct Premiums and Annuity Considerations, Direct Dividends to Policyholders/Refunds to Members, Direct Claims and Benefits Paid, and Details of Write-ins.

Table with 10 columns: Ordinary (No. of Pols. & Certifs., Amount), Credit Life (No. of Ind. Pols. & Gr. Certifs., Amount), Group (No. of Certifs., Amount), Industrial (No. of Pols. & Certifs., Amount), Total (No. of Pols. & Certifs., Amount). Rows include Direct Death Benefits and Matured Endowments Incurred and Policy Exhibit.

(a) Includes Individual Credit Life Insurance prior year \$, current year \$ Includes Group Credit Life Insurance Loans less than or equal to 60 months at issue, prior year \$, current year \$ Loans greater than 60 months at issue BUT NOT GREATER THAN 120 MONTHS, prior year \$, current year \$

ACCIDENT AND HEALTH INSURANCE

Table with 5 columns: Direct Premiums, Direct Premiums Earned, Policyholder Dividends Paid, Refunds to Members or Credited on Direct Business, Direct Losses Paid, Direct Losses Incurred. Rows include Group Policies (b) and various sub-categories.

(b) For health business on indicated lines report: Number of persons insured under PPO managed care products and number of persons insured under indemnity only products



ANNUAL STATEMENT FOR THE YEAR 2021 OF THE Integrity Life Insurance Company

DIRECT BUSINESS IN THE STATE OF Utah

DURING THE YEAR 2021

NAIC Group Code 0836

LIFE INSURANCE

NAIC Company Code 74780

Table with 5 columns: Ordinary, Credit Life (Group and Individual), Group, Industrial, Total. Rows include Direct Premiums and Annuity Considerations, Direct Dividends to Policyholders/Refunds to Members, Direct Claims and Benefits Paid, and Details of Write-ins.

Table with 10 columns: Ordinary (No. of Pols. & Certifs., Amount), Credit Life (No. of Ind. Pols. & Gr. Certifs., Amount), Group (No. of Certifs., Amount), Industrial (No. of Pols. & Certifs., Amount), Total (No. of Pols. & Certifs., Amount). Rows include Direct Death Benefits and Matured Endowments Incurred and Policy Exhibit.

(a) Includes Individual Credit Life Insurance prior year \$, current year \$ Includes Group Credit Life Insurance Loans less than or equal to 60 months at issue, prior year \$, current year \$ Loans greater than 60 months at issue BUT NOT GREATER THAN 120 MONTHS, prior year \$, current year \$

ACCIDENT AND HEALTH INSURANCE

Table with 5 columns: Direct Premiums, Direct Premiums Earned, Policyholder Dividends Paid, Refunds to Members or Credited on Direct Business, Direct Losses Paid, Direct Losses Incurred. Rows include Group Policies (b) and various sub-categories.

(b) For health business on indicated lines report: Number of persons insured under PPO managed care products and number of persons insured under indemnity only products



ANNUAL STATEMENT FOR THE YEAR 2021 OF THE Integrity Life Insurance Company

DIRECT BUSINESS IN THE STATE OF Vermont

DURING THE YEAR 2021

NAIC Group Code 0836

LIFE INSURANCE

NAIC Company Code 74780

| DIRECT PREMIUMS AND ANNUITY CONSIDERATIONS | 1 | 2 | 3 | 4 | 5 |
|--|-----------|------------------------------------|-------|------------|-----------|
| | Ordinary | Credit Life (Group and Individual) | Group | Industrial | Total |
| 1. Life insurance | | | | | 0 |
| 2. Annuity considerations | 1,101,034 | 0 | 0 | 0 | 1,101,034 |
| 3. Deposit-type contract funds | | XXX | | XXX | 0 |
| 4. Other considerations | | | | | 0 |
| 5. Totals (Sum of Lines 1 to 4) | 1,101,034 | 0 | 0 | 0 | 1,101,034 |
| DIRECT DIVIDENDS TO POLICYHOLDERS/REFUNDS TO MEMBERS | | | | | |
| Life insurance: | | | | | |
| 6.1 Paid in cash or left on deposit | | | | | 0 |
| 6.2 Applied to pay renewal premiums | | | | | 0 |
| 6.3 Applied to provide paid-up additions or shorten the endowment or premium-paying period | | | | | 0 |
| 6.4 Other | | | | | 0 |
| 6.5 Totals (Sum of Lines 6.1 to 6.4) | 0 | 0 | 0 | 0 | 0 |
| Annuities: | | | | | |
| 7.1 Paid in cash or left on deposit | | | | | 0 |
| 7.2 Applied to provide paid-up annuities | | | | | 0 |
| 7.3 Other | | | | | 0 |
| 7.4 Totals (Sum of Lines 7.1 to 7.3) | 0 | 0 | 0 | 0 | 0 |
| 8. Grand Totals (Lines 6.5 plus 7.4) | 0 | 0 | 0 | 0 | 0 |
| DIRECT CLAIMS AND BENEFITS PAID | | | | | |
| 9. Death benefits | | | | | 0 |
| 10. Matured endowments | | | | | 0 |
| 11. Annuity benefits | 343,618 | 0 | 0 | 0 | 343,618 |
| 12. Surrender values and withdrawals for life contracts | 308,682 | 0 | 0 | 0 | 308,682 |
| 13. Aggregate write-ins for miscellaneous direct claims and benefits paid | 0 | 0 | 0 | 0 | 0 |
| 14. All other benefits, except accident and health | 8,616 | 0 | 0 | 0 | 8,616 |
| 15. Totals | 660,916 | 0 | 0 | 0 | 660,916 |
| DETAILS OF WRITE-INS | | | | | |
| 1301. | | | | | |
| 1302. | | | | | |
| 1303. | | | | | |
| 1398. Summary of Line 13 from overflow page | 0 | 0 | 0 | 0 | 0 |
| 1399. Totals (Lines 1301 thru 1303 plus 1398) (Line 13 above) | 0 | 0 | 0 | 0 | 0 |

| DIRECT DEATH BENEFITS AND MATURED ENDOWMENTS INCURRED | Ordinary | | Credit Life (Group and Individual) | | Group | | Industrial | | Total | |
|---|-------------------------|--------|------------------------------------|--------|-----------------|-----------------|-------------------------|--------|-------------------------|--------|
| | 1 | 2 | 3 | 4 | 5 | 6 | 7 | 8 | 9 | 10 |
| | No. of Pols. & Certifs. | Amount | No. of Ind.Pols. & Gr. Certifs. | Amount | No. of Certifs. | Amount | No. of Pols. & Certifs. | Amount | No. of Pols. & Certifs. | Amount |
| 16. Unpaid December 31, prior year | | | | | | | | | 0 | 0 |
| 17. Incurred during current year | | | | | | | | | 0 | 0 |
| Settled during current year: | | | | | | | | | | |
| 18.1 By payment in full | | | | | | | | | 0 | 0 |
| 18.2 By payment on compromised claims | | | | | | | | | 0 | 0 |
| 18.3 Totals paid | 0 | 0 | 0 | 0 | 0 | 0 | 0 | 0 | 0 | 0 |
| 18.4 Reduction by compromise | | | | | | | | | 0 | 0 |
| 18.5 Amount rejected | | | | | | | | | 0 | 0 |
| 18.6 Total settlements | 0 | 0 | 0 | 0 | 0 | 0 | 0 | 0 | 0 | 0 |
| 19. Unpaid Dec. 31, current year (16+17-18.6) | 0 | 0 | 0 | 0 | 0 | 0 | 0 | 0 | 0 | 0 |
| POLICY EXHIBIT | | | | | | No. of Policies | | | | |
| 20. In force December 31, prior year | | | (a) | | | | | | 0 | 0 |
| 21. Issued during year | | | | | | | | | 0 | 0 |
| 22. Other changes to in force (Net) | | | | | | | | | 0 | 0 |
| 23. In force December 31 of current year | 0 | 0 | 0 | (a) 0 | 0 | 0 | 0 | 0 | 0 | 0 |

(a) Includes Individual Credit Life Insurance prior year \$ _____, current year \$ _____
 Includes Group Credit Life Insurance Loans less than or equal to 60 months at issue, prior year \$ _____, current year \$ _____
 Loans greater than 60 months at issue BUT NOT GREATER THAN 120 MONTHS, prior year \$ _____, current year \$ _____

ACCIDENT AND HEALTH INSURANCE

| | 1 | 2 | 3 | 4 | 5 |
|---|-----------------|------------------------|--|--------------------|------------------------|
| | Direct Premiums | Direct Premiums Earned | Policyholder Dividends Paid, Refunds to Members or Credited on Direct Business | Direct Losses Paid | Direct Losses Incurred |
| 24. Group Policies (b) | | | | | |
| 24.1 Federal Employees Health Benefits Plan premium (b) | | | | | |
| 24.2 Credit (Group and Individual) | | | | | |
| 24.3 Collectively renewable policies/certificates (b) | | | | | |
| 24.4 Medicare Title XVIII exempt from state taxes or fees | | | | | |
| Other Individual Policies: | | | | | |
| 25.1 Non-cancelable (b) | | | | | |
| 25.2 Guaranteed renewable (b) | | | | | |
| 25.3 Non-renewable for stated reasons only (b) | | | | | |
| 25.4 Other accident only | | | | | |
| 25.5 All other (b) | | | | | |
| 25.6 Totals (sum of Lines 25.1 to 25.5) | 0 | 0 | 0 | 0 | 0 |
| 26. Totals (Lines 24 + 24.1 + 24.2 + 24.3 + 24.4 + 25.6) | 0 | 0 | 0 | 0 | 0 |

(b) For health business on indicated lines report: Number of persons insured under PPO managed care products0 and number of persons insured under indemnity only products0



ANNUAL STATEMENT FOR THE YEAR 2021 OF THE Integrity Life Insurance Company

DIRECT BUSINESS IN THE STATE OF Virginia

DURING THE YEAR 2021

NAIC Group Code 0836

LIFE INSURANCE

NAIC Company Code 74780

Table with 5 columns: Ordinary, Credit Life (Group and Individual), Group, Industrial, Total. Rows include Direct Premiums and Annuity Considerations, Direct Dividends to Policyholders/Refunds to Members, Direct Claims and Benefits Paid, and Details of Write-ins.

Table with 10 columns: Ordinary (No. of Pols. & Certifs., Amount), Credit Life (No. of Ind. Pols. & Gr. Certifs., Amount), Group (No. of Certifs., Amount), Industrial (No. of Pols. & Certifs., Amount), Total (No. of Pols. & Certifs., Amount). Rows include Direct Death Benefits and Matured Endowments Incurred and Policy Exhibit.

(a) Includes Individual Credit Life Insurance prior year \$, current year \$ Includes Group Credit Life Insurance Loans less than or equal to 60 months at issue, prior year \$, current year \$ Loans greater than 60 months at issue BUT NOT GREATER THAN 120 MONTHS, prior year \$, current year \$

ACCIDENT AND HEALTH INSURANCE

Table with 5 columns: Direct Premiums, Direct Premiums Earned, Policyholder Dividends Paid, Refunds to Members or Credited on Direct Business, Direct Losses Paid, Direct Losses Incurred. Rows include Group Policies (b) and various sub-categories.

(b) For health business on indicated lines report: Number of persons insured under PPO managed care products 0 and number of persons insured under indemnity only products 0



ANNUAL STATEMENT FOR THE YEAR 2021 OF THE Integrity Life Insurance Company

DIRECT BUSINESS IN THE STATE OF Washington

DURING THE YEAR 2021

NAIC Group Code 0836

LIFE INSURANCE

NAIC Company Code 74780

Table with 5 columns: Ordinary, Credit Life (Group and Individual), Group, Industrial, Total. Rows include Direct Premiums and Annuity Considerations, Direct Dividends to Policyholders/Refunds to Members, Direct Claims and Benefits Paid, and Details of Write-ins.

Table with 10 columns: Ordinary (No. of Pol. & Certifs., Amount), Credit Life (No. of Ind. Pol. & Gr. Certifs., Amount), Group (No. of Certifs., Amount), Industrial (No. of Pol. & Certifs., Amount), Total (No. of Pol. & Certifs., Amount). Rows include Direct Death Benefits and Matured Endowments Incurred and Policy Exhibit.

(a) Includes Individual Credit Life Insurance prior year \$, current year \$ Includes Group Credit Life Insurance Loans less than or equal to 60 months at issue, prior year \$, current year \$ Loans greater than 60 months at issue BUT NOT GREATER THAN 120 MONTHS, prior year \$, current year \$

ACCIDENT AND HEALTH INSURANCE

Table with 5 columns: Direct Premiums, Direct Premiums Earned, Policyholder Dividends Paid, Refunds to Members or Credited on Direct Business, Direct Losses Paid, Direct Losses Incurred. Rows include Group Policies (b) and various sub-categories.

(b) For health business on indicated lines report: Number of persons insured under PPO managed care products and number of persons insured under indemnity only products



ANNUAL STATEMENT FOR THE YEAR 2021 OF THE Integrity Life Insurance Company

DIRECT BUSINESS IN THE STATE OF West Virginia

DURING THE YEAR 2021

NAIC Group Code 0836

LIFE INSURANCE

NAIC Company Code 74780

Table with 5 columns: 1 Ordinary, 2 Credit Life (Group and Individual), 3 Group, 4 Industrial, 5 Total. Rows include Direct Premiums and Annuity Considerations, Direct Dividends to Policyholders/Refunds to Members, Direct Claims and Benefits Paid, and Details of Write-ins.

Table with 10 columns: 1-2 Ordinary (No. of Pols. & Certifs., Amount), 3-4 Credit Life (No. of Ind. Pols. & Gr. Certifs., Amount), 5-6 Group (No. of Certifs., Amount), 7-8 Industrial (No. of Pols. & Certifs., Amount), 9-10 Total (No. of Pols. & Certifs., Amount). Rows include Direct Death Benefits and Matured Endowments Incurred and Policy Exhibit.

(a) Includes Individual Credit Life Insurance prior year \$, current year \$
Includes Group Credit Life Insurance Loans less than or equal to 60 months at issue, prior year \$, current year \$
Loans greater than 60 months at issue BUT NOT GREATER THAN 120 MONTHS, prior year \$, current year \$

ACCIDENT AND HEALTH INSURANCE

Table with 5 columns: 1 Direct Premiums, 2 Direct Premiums Earned, 3 Policyholder Dividends Paid, Refunds to Members or Credited on Direct Business, 4 Direct Losses Paid, 5 Direct Losses Incurred. Rows include Group Policies (b) and various sub-categories.

(b) For health business on indicated lines report: Number of persons insured under PPO managed care products 0 and number of persons insured under indemnity only products 0



ANNUAL STATEMENT FOR THE YEAR 2021 OF THE Integrity Life Insurance Company

DIRECT BUSINESS IN THE STATE OF Wisconsin

DURING THE YEAR 2021

NAIC Group Code 0836

LIFE INSURANCE

NAIC Company Code 74780

Table with 5 columns: Ordinary, Credit Life (Group and Individual), Group, Industrial, Total. Rows include Direct Premiums and Annuity Considerations, Direct Dividends to Policyholders/Refunds to Members, Direct Claims and Benefits Paid, and Details of Write-ins.

Table with 10 columns: Ordinary (No. of Pols. & Certifs., Amount), Credit Life (No. of Ind. Pols. & Gr. Certifs., Amount), Group (No. of Certifs., Amount), Industrial (No. of Pols. & Certifs., Amount), Total (No. of Pols. & Certifs., Amount). Rows include Direct Death Benefits and Matured Endowments Incurred and Policy Exhibit.

(a) Includes Individual Credit Life Insurance prior year \$, current year \$
Includes Group Credit Life Insurance Loans less than or equal to 60 months at issue, prior year \$, current year \$
Loans greater than 60 months at issue BUT NOT GREATER THAN 120 MONTHS, prior year \$, current year \$

ACCIDENT AND HEALTH INSURANCE

Table with 5 columns: Direct Premiums, Direct Premiums Earned, Policyholder Dividends Paid, Refunds to Members or Credited on Direct Business, Direct Losses Paid, Direct Losses Incurred. Rows include Group Policies (b) and various sub-categories.

(b) For health business on indicated lines report: Number of persons insured under PPO managed care products 0 and number of persons insured under indemnity only products 0



ANNUAL STATEMENT FOR THE YEAR 2021 OF THE Integrity Life Insurance Company

DIRECT BUSINESS IN THE STATE OF Wyoming

DURING THE YEAR 2021

NAIC Group Code 0836

LIFE INSURANCE

NAIC Company Code 74780

Table with 5 columns: Ordinary, Credit Life (Group and Individual), Group, Industrial, Total. Rows include Direct Premiums and Annuity Considerations, Direct Dividends to Policyholders/Refunds to Members, Direct Claims and Benefits Paid, and Details of Write-ins.

Table with 10 columns: Ordinary (No. of Pols. & Certifs., Amount), Credit Life (No. of Ind. Pols. & Gr. Certifs., Amount), Group (No. of Certifs., Amount), Industrial (No. of Pols. & Certifs., Amount), Total (No. of Pols. & Certifs., Amount). Rows include Direct Death Benefits and Matured Endowments Incurred and Policy Exhibit.

(a) Includes Individual Credit Life Insurance prior year \$, current year \$
Includes Group Credit Life Insurance Loans less than or equal to 60 months at issue, prior year \$, current year \$
Loans greater than 60 months at issue BUT NOT GREATER THAN 120 MONTHS, prior year \$, current year \$

ACCIDENT AND HEALTH INSURANCE

Table with 5 columns: Direct Premiums, Direct Premiums Earned, Policyholder Dividends Paid, Refunds to Members or Credited on Direct Business, Direct Losses Paid, Direct Losses Incurred. Rows include Group Policies (b) and various sub-categories.

(b) For health business on indicated lines report: Number of persons insured under PPO managed care products 0 and number of persons insured under indemnity only products 0



ANNUAL STATEMENT FOR THE YEAR 2021 OF THE Integrity Life Insurance Company

DIRECT BUSINESS IN THE STATE OF American Samoa

DURING THE YEAR 2021

NAIC Group Code 0836

LIFE INSURANCE

NAIC Company Code 74780

| DIRECT PREMIUMS AND ANNUITY CONSIDERATIONS | 1 | | 2 | | 3 | | 4 | | 5 | |
|--|----------|--|------------------------------------|--|-------|--|------------|--|-------|---|
| | Ordinary | | Credit Life (Group and Individual) | | Group | | Industrial | | Total | |
| 1. Life insurance | | | | | | | | | | 0 |
| 2. Annuity considerations | | | | | | | | | | 0 |
| 3. Deposit-type contract funds | | | XXX | | | | XXX | | | 0 |
| 4. Other considerations | | | | | | | | | | 0 |
| 5. Totals (Sum of Lines 1 to 4) | 0 | | 0 | | 0 | | 0 | | 0 | 0 |
| DIRECT DIVIDENDS TO POLICYHOLDERS/REFUNDS TO MEMBERS | | | | | | | | | | |
| Life insurance: | | | | | | | | | | |
| 6.1 Paid in cash or left on deposit | | | | | | | | | | 0 |
| 6.2 Applied to pay renewal premiums | | | | | | | | | | 0 |
| 6.3 Applied to provide paid-up additions or shorten the endowment or premium-paying period | | | | | | | | | | 0 |
| 6.4 Other | | | | | | | | | | 0 |
| 6.5 Totals (Sum of Lines 6.1 to 6.4) | 0 | | 0 | | 0 | | 0 | | 0 | 0 |
| Annuities: | | | | | | | | | | |
| 7.1 Paid in cash or left on deposit | | | | | | | | | | 0 |
| 7.2 Applied to provide paid-up annuities | | | | | | | | | | 0 |
| 7.3 Other | | | | | | | | | | 0 |
| 7.4 Totals (Sum of Lines 7.1 to 7.3) | 0 | | 0 | | 0 | | 0 | | 0 | 0 |
| 8. Grand Totals (Lines 6.5 plus 7.4) | 0 | | 0 | | 0 | | 0 | | 0 | 0 |
| DIRECT CLAIMS AND BENEFITS PAID | | | | | | | | | | |
| 9. Death benefits | | | | | | | | | | 0 |
| 10. Matured endowments | | | | | | | | | | 0 |
| 11. Annuity benefits | | | | | | | | | | 0 |
| 12. Surrender values and withdrawals for life contracts | | | | | | | | | | 0 |
| 13. Aggregate write-ins for miscellaneous direct claims and benefits paid | 0 | | 0 | | 0 | | 0 | | 0 | 0 |
| 14. All other benefits, except accident and health | | | | | | | | | | 0 |
| 15. Totals | 0 | | 0 | | 0 | | 0 | | 0 | 0 |
| DETAILS OF WRITE-INS | | | | | | | | | | |
| 1301. | | | | | | | | | | 0 |
| 1302. | | | | | | | | | | 0 |
| 1303. | | | | | | | | | | 0 |
| 1398. Summary of Line 13 from overflow page | 0 | | 0 | | 0 | | 0 | | 0 | 0 |
| 1399. Totals (Lines 1301 thru 1303 plus 1398) (Line 13 above) | 0 | | 0 | | 0 | | 0 | | 0 | 0 |

| DIRECT DEATH BENEFITS AND MATURED ENDOWMENTS INCURRED | Ordinary | | Credit Life (Group and Individual) | | Group | | Industrial | | Total | |
|---|-------------------------|--------|------------------------------------|--------|-----------------|--------|-------------------------|--------|-------------------------|--------|
| | 1 | 2 | 3 | 4 | 5 | 6 | 7 | 8 | 9 | 10 |
| | No. of Pols. & Certifs. | Amount | No. of Ind.Pols. & Gr. Certifs. | Amount | No. of Certifs. | Amount | No. of Pols. & Certifs. | Amount | No. of Pols. & Certifs. | Amount |
| 16. Unpaid December 31, prior year | | | | | | | | | 0 | 0 |
| 17. Incurred during current year | | | | | | | | | 0 | 0 |
| Settled during current year: | | | | | | | | | | |
| 18.1 By payment in full | | | | | | | | | 0 | 0 |
| 18.2 By payment on compromised claims | | | | | | | | | 0 | 0 |
| 18.3 Totals paid | 0 | 0 | 0 | 0 | 0 | 0 | 0 | 0 | 0 | 0 |
| 18.4 Reduction by compromise | | | | | | | | | 0 | 0 |
| 18.5 Amount rejected | | | | | | | | | 0 | 0 |
| 18.6 Total settlements | 0 | 0 | 0 | 0 | 0 | 0 | 0 | 0 | 0 | 0 |
| 19. Unpaid Dec. 31, current year (16+17-18.6) | 0 | 0 | 0 | 0 | 0 | 0 | 0 | 0 | 0 | 0 |
| POLICY EXHIBIT | | | | | | | | | | |
| 20. In force December 31, prior year | | | | (a) | No. of Policies | | | | 0 | 0 |
| 21. Issued during year | | | | | | | | | 0 | 0 |
| 22. Other changes to in force (Net) | | | | | | | | | 0 | 0 |
| 23. In force December 31 of current year | 0 | 0 | 0 | (a) | 0 | 0 | 0 | 0 | 0 | 0 |

(a) Includes Individual Credit Life Insurance prior year \$ _____, current year \$ _____
 Includes Group Credit Life Insurance Loans less than or equal to 60 months at issue, prior year \$ _____, current year \$ _____
 Loans greater than 60 months at issue BUT NOT GREATER THAN 120 MONTHS, prior year \$ _____, current year \$ _____

ACCIDENT AND HEALTH INSURANCE

| | 1 | 2 | 3 | 4 | 5 |
|---|-----------------|------------------------|--|--------------------|------------------------|
| | Direct Premiums | Direct Premiums Earned | Policyholder Dividends Paid, Refunds to Members or Credited on Direct Business | Direct Losses Paid | Direct Losses Incurred |
| 24. Group Policies (b) | | | | | |
| 24.1 Federal Employees Health Benefits Plan premium (b) | | | | | |
| 24.2 Credit (Group and Individual) | | | | | |
| 24.3 Collectively renewable policies/certificates (b) | | | | | |
| 24.4 Medicare Title XVIII exempt from state taxes or fees | | | | | |
| Other Individual Policies: | | | | | |
| 25.1 Non-cancelable (b) | | | | | |
| 25.2 Guaranteed renewable (b) | | | | | |
| 25.3 Non-renewable for stated reasons only (b) | | | | | |
| 25.4 Other accident only | | | | | |
| 25.5 All other (b) | | | | | |
| 25.6 Totals (sum of Lines 25.1 to 25.5) | 0 | 0 | 0 | 0 | 0 |
| 26. Totals (Lines 24 + 24.1 + 24.2 + 24.3 + 24.4 + 25.6) | 0 | 0 | 0 | 0 | 0 |

(b) For health business on indicated lines report: Number of persons insured under PPO managed care products0 and number of persons insured under indemnity only products0 .



ANNUAL STATEMENT FOR THE YEAR 2021 OF THE Integrity Life Insurance Company

DIRECT BUSINESS IN THE STATE OF Guam

DURING THE YEAR 2021

NAIC Group Code 0836

LIFE INSURANCE

NAIC Company Code 74780

| DIRECT PREMIUMS AND ANNUITY CONSIDERATIONS | 1 | 2 | 3 | 4 | 5 |
|---|----------|---------------------------------------|-------|------------|-------|
| | Ordinary | Credit Life (Group and Individual) | Group | Industrial | Total |
| 1. Life insurance | | | | | 0 |
| 2. Annuity considerations | | | | | 0 |
| 3. Deposit-type contract funds | | XXX | | XXX | 0 |
| 4. Other considerations | | | | | 0 |
| 5. Totals (Sum of Lines 1 to 4) | 0 | 0 | 0 | 0 | 0 |
| DIRECT DIVIDENDS TO POLICYHOLDERS/REFUNDS TO MEMBERS | | | | | |
| Life insurance: | | | | | |
| 6.1 Paid in cash or left on deposit | | | | | 0 |
| 6.2 Applied to pay renewal premiums | | | | | 0 |
| 6.3 Applied to provide paid-up additions or shorten the endowment or premium-paying period | | | | | 0 |
| 6.4 Other | | | | | 0 |
| 6.5 Totals (Sum of Lines 6.1 to 6.4) | 0 | 0 | 0 | 0 | 0 |
| Annuities: | | | | | |
| 7.1 Paid in cash or left on deposit | | | | | 0 |
| 7.2 Applied to provide paid-up annuities | | | | | 0 |
| 7.3 Other | | | | | 0 |
| 7.4 Totals (Sum of Lines 7.1 to 7.3) | 0 | 0 | 0 | 0 | 0 |
| 8. Grand Totals (Lines 6.5 plus 7.4) | 0 | 0 | 0 | 0 | 0 |
| DIRECT CLAIMS AND BENEFITS PAID | | | | | |
| 9. Death benefits | | | | | 0 |
| 10. Matured endowments | | | | | 0 |
| 11. Annuity benefits | | | | | 0 |
| 12. Surrender values and withdrawals for life contracts | | | | | 0 |
| 13. Aggregate write-ins for miscellaneous direct claims and benefits paid | 0 | 0 | 0 | 0 | 0 |
| 14. All other benefits, except accident and health | 1,690 | 0 | 0 | 0 | 1,690 |
| 15. Totals | 1,690 | 0 | 0 | 0 | 1,690 |
| DETAILS OF WRITE-INS | | | | | |
| 1301. | | | | | |
| 1302. | | | | | |
| 1303. | | | | | |
| 1398. Summary of Line 13 from overflow page | 0 | 0 | 0 | 0 | 0 |
| 1399. Totals (Lines 1301 thru 1303 plus 1398) (Line 13 above) | 0 | 0 | 0 | 0 | 0 |

| DIRECT DEATH BENEFITS AND MATURED ENDOWMENTS INCURRED | Ordinary | | Credit Life (Group and Individual) | | Group | | Industrial | | Total | |
|---|-------------------------------|--------|--|--------|--------------------|--------|-------------------------------|--------|-------------------------------|--------|
| | 1 | 2 | 3 | 4 | 5 | 6 | 7 | 8 | 9 | 10 |
| | No. of Pols. & Certifs. | Amount | No. of Ind.Pols. & Gr. Certifs. | Amount | No. of Certifs. | Amount | No. of Pols. & Certifs. | Amount | No. of Pols. & Certifs. | Amount |
| 16. Unpaid December 31, prior year | | | | | | | | | 0 | 0 |
| 17. Incurred during current year | | | | | | | | | 0 | 0 |
| Settled during current year: | | | | | | | | | | |
| 18.1 By payment in full | | | | | | | | | 0 | 0 |
| 18.2 By payment on compromised claims | | | | | | | | | 0 | 0 |
| 18.3 Totals paid | 0 | 0 | 0 | 0 | 0 | 0 | 0 | 0 | 0 | 0 |
| 18.4 Reduction by compromise | | | | | | | | | 0 | 0 |
| 18.5 Amount rejected | | | | | | | | | 0 | 0 |
| 18.6 Total settlements | 0 | 0 | 0 | 0 | 0 | 0 | 0 | 0 | 0 | 0 |
| 19. Unpaid Dec. 31, current year (16+17-18.6) | 0 | 0 | 0 | 0 | 0 | 0 | 0 | 0 | 0 | 0 |
| POLICY EXHIBIT | | | | | No. of Policies | | | | | |
| 20. In force December 31, prior year | | | (a) | | | | | | 0 | 0 |
| 21. Issued during year | | | | | | | | | 0 | 0 |
| 22. Other changes to in force (Net) | | | | | | | | | 0 | 0 |
| 23. In force December 31 of current year | 0 | 0 | 0 | (a) | 0 | 0 | 0 | 0 | 0 | 0 |

(a) Includes Individual Credit Life Insurance prior year \$ _____, current year \$ _____
 Includes Group Credit Life Insurance Loans less than or equal to 60 months at issue, prior year \$ _____, current year \$ _____
 Loans greater than 60 months at issue BUT NOT GREATER THAN 120 MONTHS, prior year \$ _____, current year \$ _____

ACCIDENT AND HEALTH INSURANCE

| | 1 | 2 | 3 | 4 | 5 |
|---|-----------------|---------------------------|---|--------------------|---------------------------|
| | Direct Premiums | Direct Premiums Earned | Policyholder Dividends Paid, Refunds to Members or Credited on Direct Business | Direct Losses Paid | Direct Losses Incurred |
| 24. Group Policies (b) | | | | | |
| 24.1 Federal Employees Health Benefits Plan premium (b) | | | | | |
| 24.2 Credit (Group and Individual) | | | | | |
| 24.3 Collectively renewable policies/certificates (b) | | | | | |
| 24.4 Medicare Title XVIII exempt from state taxes or fees Other Individual Policies: | | | | | |
| 25.1 Non-cancelable (b) | | | | | |
| 25.2 Guaranteed renewable (b) | | | | | |
| 25.3 Non-renewable for stated reasons only (b) | | | | | |
| 25.4 Other accident only | | | | | |
| 25.5 All other (b) | | | | | |
| 25.6 Totals (sum of Lines 25.1 to 25.5) | 0 | 0 | 0 | 0 | 0 |
| 26. Totals (Lines 24 + 24.1 + 24.2 + 24.3 + 24.4 + 25.6) | 0 | 0 | 0 | 0 | 0 |

(b) For health business on indicated lines report: Number of persons insured under PPO managed care products0 and number of persons
 insured under indemnity only products0 .



ANNUAL STATEMENT FOR THE YEAR 2021 OF THE Integrity Life Insurance Company

DIRECT BUSINESS IN THE STATE OF Puerto Rico

DURING THE YEAR 2021

NAIC Group Code 0836

LIFE INSURANCE

NAIC Company Code 74780

Table with 5 columns: Ordinary, Credit Life (Group and Individual), Group, Industrial, Total. Rows include Direct Premiums and Annuity Considerations, Direct Dividends to Policyholders/Refunds to Members, and Direct Claims and Benefits Paid.

Table with 10 columns: Ordinary (No. of Pols. & Certifs., Amount), Credit Life (No. of Ind. Pols. & Gr. Certifs., Amount), Group (No. of Certifs., Amount), Industrial (No. of Pols. & Certifs., Amount), Total (No. of Pols. & Certifs., Amount). Rows include Direct Death Benefits and Matured Endowments Incurred and Policy Exhibit.

(a) Includes Individual Credit Life Insurance prior year \$, current year \$ Includes Group Credit Life Insurance Loans less than or equal to 60 months at issue, prior year \$, current year \$ Loans greater than 60 months at issue BUT NOT GREATER THAN 120 MONTHS, prior year \$, current year \$

ACCIDENT AND HEALTH INSURANCE

Table with 5 columns: Direct Premiums, Direct Premiums Earned, Policyholder Dividends Paid, Refunds to Members or Credited on Direct Business, Direct Losses Paid, Direct Losses Incurred. Rows include Group Policies (b) and various sub-categories.

(b) For health business on indicated lines report: Number of persons insured under PPO managed care products 0 and number of persons insured under indemnity only products 0



ANNUAL STATEMENT FOR THE YEAR 2021 OF THE Integrity Life Insurance Company

DIRECT BUSINESS IN THE STATE OF U.S. Virgin Islands

DURING THE YEAR 2021

NAIC Group Code 0836

LIFE INSURANCE

NAIC Company Code 74780

| DIRECT PREMIUMS AND ANNUITY CONSIDERATIONS | 1 | 2 | 3 | 4 | 5 |
|---|----------|---------------------------------------|-------|------------|--------|
| | Ordinary | Credit Life (Group and Individual) | Group | Industrial | Total |
| 1. Life insurance | | | | | 0 |
| 2. Annuity considerations | | | | | 0 |
| 3. Deposit-type contract funds | | XXX | | XXX | 0 |
| 4. Other considerations | | | | | 0 |
| 5. Totals (Sum of Lines 1 to 4) | 0 | 0 | 0 | 0 | 0 |
| DIRECT DIVIDENDS TO POLICYHOLDERS/REFUNDS TO MEMBERS | | | | | |
| Life insurance: | | | | | |
| 6.1 Paid in cash or left on deposit | | | | | 0 |
| 6.2 Applied to pay renewal premiums | | | | | 0 |
| 6.3 Applied to provide paid-up additions or shorten the endowment or premium-paying period | | | | | 0 |
| 6.4 Other | | | | | 0 |
| 6.5 Totals (Sum of Lines 6.1 to 6.4) | 0 | 0 | 0 | 0 | 0 |
| Annuities: | | | | | |
| 7.1 Paid in cash or left on deposit | | | | | 0 |
| 7.2 Applied to provide paid-up annuities | | | | | 0 |
| 7.3 Other | | | | | 0 |
| 7.4 Totals (Sum of Lines 7.1 to 7.3) | 0 | 0 | 0 | 0 | 0 |
| 8. Grand Totals (Lines 6.5 plus 7.4) | 0 | 0 | 0 | 0 | 0 |
| DIRECT CLAIMS AND BENEFITS PAID | | | | | |
| 9. Death benefits | | | | | 0 |
| 10. Matured endowments | | | | | 0 |
| 11. Annuity benefits | 17,700 | 0 | 0 | 0 | 17,700 |
| 12. Surrender values and withdrawals for life contracts | | | | | 0 |
| 13. Aggregate write-ins for miscellaneous direct claims and benefits paid | 0 | 0 | 0 | 0 | 0 |
| 14. All other benefits, except accident and health | | | | | 0 |
| 15. Totals | 17,700 | 0 | 0 | 0 | 17,700 |
| DETAILS OF WRITE-INS | | | | | |
| 1301. | | | | | |
| 1302. | | | | | |
| 1303. | | | | | |
| 1398. Summary of Line 13 from overflow page | 0 | 0 | 0 | 0 | 0 |
| 1399. Totals (Lines 1301 thru 1303 plus 1398) (Line 13 above) | 0 | 0 | 0 | 0 | 0 |

| DIRECT DEATH BENEFITS AND MATURED ENDOWMENTS INCURRED | Ordinary | | Credit Life (Group and Individual) | | Group | | Industrial | | Total | |
|---|-------------------------------|--------|--|--------|--------------------|--------|-------------------------------|--------|-------------------------------|--------|
| | 1 | 2 | 3 | 4 | 5 | 6 | 7 | 8 | 9 | 10 |
| | No. of Pols. & Certifs. | Amount | No. of Ind.Pols. & Gr. Certifs. | Amount | No. of Certifs. | Amount | No. of Pols. & Certifs. | Amount | No. of Pols. & Certifs. | Amount |
| 16. Unpaid December 31, prior year | | | | | | | | | 0 | 0 |
| 17. Incurred during current year | | | | | | | | | 0 | 0 |
| Settled during current year: | | | | | | | | | | |
| 18.1 By payment in full | | | | | | | | | 0 | 0 |
| 18.2 By payment on compromised claims | | | | | | | | | 0 | 0 |
| 18.3 Totals paid | 0 | 0 | 0 | 0 | 0 | 0 | 0 | 0 | 0 | 0 |
| 18.4 Reduction by compromise | | | | | | | | | 0 | 0 |
| 18.5 Amount rejected | | | | | | | | | 0 | 0 |
| 18.6 Total settlements | 0 | 0 | 0 | 0 | 0 | 0 | 0 | 0 | 0 | 0 |
| 19. Unpaid Dec. 31, current year (16+17-18.6) | 0 | 0 | 0 | 0 | 0 | 0 | 0 | 0 | 0 | 0 |
| POLICY EXHIBIT | | | | | No. of Policies | | | | | |
| 20. In force December 31, prior year | | | (a) | | | | | | 0 | 0 |
| 21. Issued during year | | | | | | | | | 0 | 0 |
| 22. Other changes to in force (Net) | | | | | | | | | 0 | 0 |
| 23. In force December 31 of current year | 0 | 0 | 0 | (a) | 0 | 0 | 0 | 0 | 0 | 0 |

(a) Includes Individual Credit Life Insurance prior year \$ _____, current year \$ _____
 Includes Group Credit Life Insurance Loans less than or equal to 60 months at issue, prior year \$ _____, current year \$ _____
 Loans greater than 60 months at issue BUT NOT GREATER THAN 120 MONTHS, prior year \$ _____, current year \$ _____

ACCIDENT AND HEALTH INSURANCE

| | 1 | 2 | 3 | 4 | 5 |
|---|-----------------|---------------------------|---|--------------------|---------------------------|
| | Direct Premiums | Direct Premiums Earned | Policyholder Dividends Paid, Refunds to Members or Credited on Direct Business | Direct Losses Paid | Direct Losses Incurred |
| 24. Group Policies (b) | | | | | |
| 24.1 Federal Employees Health Benefits Plan premium (b) | | | | | |
| 24.2 Credit (Group and Individual) | | | | | |
| 24.3 Collectively renewable policies/certificates (b) | | | | | |
| 24.4 Medicare Title XVIII exempt from state taxes or fees Other Individual Policies: | | | | | |
| 25.1 Non-cancelable (b) | | | | | |
| 25.2 Guaranteed renewable (b) | | | | | |
| 25.3 Non-renewable for stated reasons only (b) | | | | | |
| 25.4 Other accident only | | | | | |
| 25.5 All other (b) | | | | | |
| 25.6 Totals (sum of Lines 25.1 to 25.5) | 0 | 0 | 0 | 0 | 0 |
| 26. Totals (Lines 24 + 24.1 + 24.2 + 24.3 + 24.4 + 25.6) | 0 | 0 | 0 | 0 | 0 |

(b) For health business on indicated lines report: Number of persons insured under PPO managed care products0 and number of persons
 insured under indemnity only products0



ANNUAL STATEMENT FOR THE YEAR 2021 OF THE Integrity Life Insurance Company

DIRECT BUSINESS IN THE STATE OF Northern Mariana Islands

DURING THE YEAR 2021

NAIC Group Code 0836

LIFE INSURANCE

NAIC Company Code 74780

| DIRECT PREMIUMS AND ANNUITY CONSIDERATIONS | 1 | 2 | 3 | 4 | 5 |
|--|----------|------------------------------------|-------|------------|-------|
| | Ordinary | Credit Life (Group and Individual) | Group | Industrial | Total |
| 1. Life insurance | | | | | 0 |
| 2. Annuity considerations | | | | | 0 |
| 3. Deposit-type contract funds | | XXX | | XXX | 0 |
| 4. Other considerations | | | | | 0 |
| 5. Totals (Sum of Lines 1 to 4) | 0 | 0 | 0 | 0 | 0 |
| DIRECT DIVIDENDS TO POLICYHOLDERS/REFUNDS TO MEMBERS | | | | | |
| Life insurance: | | | | | |
| 6.1 Paid in cash or left on deposit | | | | | 0 |
| 6.2 Applied to pay renewal premiums | | | | | 0 |
| 6.3 Applied to provide paid-up additions or shorten the endowment or premium-paying period | | | | | 0 |
| 6.4 Other | | | | | 0 |
| 6.5 Totals (Sum of Lines 6.1 to 6.4) | 0 | 0 | 0 | 0 | 0 |
| Annuities: | | | | | |
| 7.1 Paid in cash or left on deposit | | | | | 0 |
| 7.2 Applied to provide paid-up annuities | | | | | 0 |
| 7.3 Other | | | | | 0 |
| 7.4 Totals (Sum of Lines 7.1 to 7.3) | 0 | 0 | 0 | 0 | 0 |
| 8. Grand Totals (Lines 6.5 plus 7.4) | 0 | 0 | 0 | 0 | 0 |
| DIRECT CLAIMS AND BENEFITS PAID | | | | | |
| 9. Death benefits | | | | | 0 |
| 10. Matured endowments | | | | | 0 |
| 11. Annuity benefits | | | | | 0 |
| 12. Surrender values and withdrawals for life contracts | | | | | 0 |
| 13. Aggregate write-ins for miscellaneous direct claims and benefits paid | 0 | 0 | 0 | 0 | 0 |
| 14. All other benefits, except accident and health | | | | | 0 |
| 15. Totals | 0 | 0 | 0 | 0 | 0 |
| DETAILS OF WRITE-INS | | | | | |
| 1301. | | | | | |
| 1302. | | | | | |
| 1303. | | | | | |
| 1398. Summary of Line 13 from overflow page | 0 | 0 | 0 | 0 | 0 |
| 1399. Totals (Lines 1301 thru 1303 plus 1398) (Line 13 above) | 0 | 0 | 0 | 0 | 0 |

| DIRECT DEATH BENEFITS AND MATURED ENDOWMENTS INCURRED | Ordinary | | Credit Life (Group and Individual) | | Group | | Industrial | | Total | |
|---|------------------------|--------|------------------------------------|--------|-----------------|--------|------------------------|--------|------------------------|--------|
| | 1 | 2 | 3 | 4 | 5 | 6 | 7 | 8 | 9 | 10 |
| | No. of Pol. & Certifs. | Amount | No. of Ind. Pol. & Gr. Certifs. | Amount | No. of Certifs. | Amount | No. of Pol. & Certifs. | Amount | No. of Pol. & Certifs. | Amount |
| 16. Unpaid December 31, prior year | | | | | | | | | .0 | .0 |
| 17. Incurred during current year | | | | | | | | | .0 | .0 |
| Settled during current year: | | | | | | | | | | |
| 18.1 By payment in full | | | | | | | | | .0 | .0 |
| 18.2 By payment on compromised claims | | | | | | | | | .0 | .0 |
| 18.3 Totals paid | .0 | .0 | .0 | .0 | .0 | .0 | .0 | .0 | .0 | .0 |
| 18.4 Reduction by compromise | | | | | | | | | .0 | .0 |
| 18.5 Amount rejected | | | | | | | | | .0 | .0 |
| 18.6 Total settlements | .0 | .0 | .0 | .0 | .0 | .0 | .0 | .0 | .0 | .0 |
| 19. Unpaid Dec. 31, current year (16+17-18.6) | 0 | 0 | 0 | 0 | 0 | 0 | 0 | 0 | 0 | 0 |
| POLICY EXHIBIT | | | | | No. of Policies | | | | | |
| 20. In force December 31, prior year | | | (a) | | | | | | .0 | .0 |
| 21. Issued during year | | | | | | | | | .0 | .0 |
| 22. Other changes to in force (Net) | | | | | | | | | .0 | .0 |
| 23. In force December 31 of current year | 0 | 0 | 0 | (a) 0 | 0 | 0 | 0 | 0 | 0 | 0 |

(a) Includes Individual Credit Life Insurance prior year \$ _____, current year \$ _____
 Includes Group Credit Life Insurance Loans less than or equal to 60 months at issue, prior year \$ _____, current year \$ _____
 Loans greater than 60 months at issue BUT NOT GREATER THAN 120 MONTHS, prior year \$ _____, current year \$ _____

ACCIDENT AND HEALTH INSURANCE

| | 1 | 2 | 3 | 4 | 5 |
|---|-----------------|------------------------|--|--------------------|------------------------|
| | Direct Premiums | Direct Premiums Earned | Policyholder Dividends Paid, Refunds to Members or Credited on Direct Business | Direct Losses Paid | Direct Losses Incurred |
| 24. Group Policies (b) | | | | | |
| 24.1 Federal Employees Health Benefits Plan premium (b) | | | | | |
| 24.2 Credit (Group and Individual) | | | | | |
| 24.3 Collectively renewable policies/certificates (b) | | | | | |
| 24.4 Medicare Title XVIII exempt from state taxes or fees | | | | | |
| Other Individual Policies: | | | | | |
| 25.1 Non-cancelable (b) | | | | | |
| 25.2 Guaranteed renewable (b) | | | | | |
| 25.3 Non-renewable for stated reasons only (b) | | | | | |
| 25.4 Other accident only | | | | | |
| 25.5 All other (b) | | | | | |
| 25.6 Totals (sum of Lines 25.1 to 25.5) | 0 | 0 | 0 | 0 | 0 |
| 26. Totals (Lines 24 + 24.1 + 24.2 + 24.3 + 24.4 + 25.6) | 0 | 0 | 0 | 0 | 0 |

(b) For health business on indicated lines report: Number of persons insured under PPO managed care products0 and number of persons insured under indemnity only products0 .



ANNUAL STATEMENT FOR THE YEAR 2021 OF THE Integrity Life Insurance Company

DIRECT BUSINESS IN THE STATE OF Canada

DURING THE YEAR 2021

NAIC Group Code 0836

LIFE INSURANCE

NAIC Company Code 74780

| DIRECT PREMIUMS AND ANNUITY CONSIDERATIONS | 1 | 2 | 3 | 4 | 5 |
|---|----------|---------------------------------------|-------|------------|-------|
| | Ordinary | Credit Life (Group and Individual) | Group | Industrial | Total |
| 1. Life insurance | | | | | 0 |
| 2. Annuity considerations | | | | | 0 |
| 3. Deposit-type contract funds | | XXX | | XXX | 0 |
| 4. Other considerations | | | | | 0 |
| 5. Totals (Sum of Lines 1 to 4) | 0 | 0 | 0 | 0 | 0 |
| DIRECT DIVIDENDS TO POLICYHOLDERS/REFUNDS TO MEMBERS | | | | | |
| Life insurance: | | | | | |
| 6.1 Paid in cash or left on deposit | | | | | 0 |
| 6.2 Applied to pay renewal premiums | | | | | 0 |
| 6.3 Applied to provide paid-up additions or shorten the endowment or premium-paying period | | | | | 0 |
| 6.4 Other | | | | | 0 |
| 6.5 Totals (Sum of Lines 6.1 to 6.4) | 0 | 0 | 0 | 0 | 0 |
| Annuities: | | | | | |
| 7.1 Paid in cash or left on deposit | | | | | 0 |
| 7.2 Applied to provide paid-up annuities | | | | | 0 |
| 7.3 Other | | | | | 0 |
| 7.4 Totals (Sum of Lines 7.1 to 7.3) | 0 | 0 | 0 | 0 | 0 |
| 8. Grand Totals (Lines 6.5 plus 7.4) | 0 | 0 | 0 | 0 | 0 |
| DIRECT CLAIMS AND BENEFITS PAID | | | | | |
| 9. Death benefits | | | | | 0 |
| 10. Matured endowments | | | | | 0 |
| 11. Annuity benefits | | | | | 0 |
| 12. Surrender values and withdrawals for life contracts | | | | | 0 |
| 13. Aggregate write-ins for miscellaneous direct claims and benefits paid | 0 | 0 | 0 | 0 | 0 |
| 14. All other benefits, except accident and health | | | | | 0 |
| 15. Totals | 0 | 0 | 0 | 0 | 0 |
| DETAILS OF WRITE-INS | | | | | |
| 1301. | | | | | |
| 1302. | | | | | |
| 1303. | | | | | |
| 1398. Summary of Line 13 from overflow page | 0 | 0 | 0 | 0 | 0 |
| 1399. Totals (Lines 1301 thru 1303 plus 1398) (Line 13 above) | 0 | 0 | 0 | 0 | 0 |

| DIRECT DEATH BENEFITS AND MATURED ENDOWMENTS INCURRED | Ordinary | | Credit Life (Group and Individual) | | Group | | Industrial | | Total | |
|---|-------------------------------|--------|--|--------|--------------------|--------|-------------------------------|--------|-------------------------------|--------|
| | 1 | 2 | 3 | 4 | 5 | 6 | 7 | 8 | 9 | 10 |
| | No. of Pols. & Certifs. | Amount | No. of Ind.Pols. & Gr. Certifs. | Amount | No. of Certifs. | Amount | No. of Pols. & Certifs. | Amount | No. of Pols. & Certifs. | Amount |
| 16. Unpaid December 31, prior year | | | | | | | | | .0 | .0 |
| 17. Incurred during current year | | | | | | | | | .0 | .0 |
| Settled during current year: | | | | | | | | | | |
| 18.1 By payment in full | | | | | | | | | .0 | .0 |
| 18.2 By payment on compromised claims | | | | | | | | | .0 | .0 |
| 18.3 Totals paid | .0 | .0 | .0 | .0 | .0 | .0 | .0 | .0 | .0 | .0 |
| 18.4 Reduction by compromise | | | | | | | | | .0 | .0 |
| 18.5 Amount rejected | | | | | | | | | .0 | .0 |
| 18.6 Total settlements | .0 | .0 | .0 | .0 | .0 | .0 | .0 | .0 | .0 | .0 |
| 19. Unpaid Dec. 31, current year (16+17-18.6) | 0 | 0 | 0 | 0 | 0 | 0 | 0 | 0 | 0 | 0 |
| POLICY EXHIBIT | | | | | No. of Policies | | | | | |
| 20. In force December 31, prior year | | | (a) | | | | | | .0 | .0 |
| 21. Issued during year | | | | | | | | | .0 | .0 |
| 22. Other changes to in force (Net) | | | | | | | | | .0 | .0 |
| 23. In force December 31 of current year | 0 | 0 | 0 | (a) 0 | 0 | 0 | 0 | 0 | 0 | 0 |

(a) Includes Individual Credit Life Insurance prior year \$ _____, current year \$ _____
 Includes Group Credit Life Insurance Loans less than or equal to 60 months at issue, prior year \$ _____, current year \$ _____
 Loans greater than 60 months at issue BUT NOT GREATER THAN 120 MONTHS, prior year \$ _____, current year \$ _____

ACCIDENT AND HEALTH INSURANCE

| | 1 | 2 | 3 | 4 | 5 |
|---|-----------------|---------------------------|---|--------------------|---------------------------|
| | Direct Premiums | Direct Premiums Earned | Policyholder Dividends Paid, Refunds to Members or Credited on Direct Business | Direct Losses Paid | Direct Losses Incurred |
| 24. Group Policies (b) | | | | | |
| 24.1 Federal Employees Health Benefits Plan premium (b) | | | | | |
| 24.2 Credit (Group and Individual) | | | | | |
| 24.3 Collectively renewable policies/certificates (b) | | | | | |
| 24.4 Medicare Title XVIII exempt from state taxes or fees Other Individual Policies: | | | | | |
| 25.1 Non-cancelable (b) | | | | | |
| 25.2 Guaranteed renewable (b) | | | | | |
| 25.3 Non-renewable for stated reasons only (b) | | | | | |
| 25.4 Other accident only | | | | | |
| 25.5 All other (b) | | | | | |
| 25.6 Totals (sum of Lines 25.1 to 25.5) | 0 | 0 | 0 | 0 | 0 |
| 26. Totals (Lines 24 + 24.1 + 24.2 + 24.3 + 24.4 + 25.6) | 0 | 0 | 0 | 0 | 0 |

(b) For health business on indicated lines report: Number of persons insured under PPO managed care products0 and number of persons
 insured under indemnity only products0 .



ANNUAL STATEMENT FOR THE YEAR 2021 OF THE Integrity Life Insurance Company

DIRECT BUSINESS IN THE STATE OF Other Aliens

DURING THE YEAR 2021

NAIC Group Code 0836

LIFE INSURANCE

NAIC Company Code 74780

| DIRECT PREMIUMS AND ANNUITY CONSIDERATIONS | 1 | 2 | 3 | 4 | 5 |
|---|-----------|---------------------------------------|-------|------------|-----------|
| | Ordinary | Credit Life (Group and Individual) | Group | Industrial | Total |
| 1. Life insurance | 0 | 0 | 0 | 0 | 0 |
| 2. Annuity considerations | 531,790 | 0 | 0 | 0 | 531,790 |
| 3. Deposit-type contract funds | 0 | XXX | 0 | XXX | 0 |
| 4. Other considerations | 0 | 0 | 0 | 0 | 0 |
| 5. Totals (Sum of Lines 1 to 4) | 531,790 | 0 | 0 | 0 | 531,790 |
| DIRECT DIVIDENDS TO POLICYHOLDERS/REFUNDS TO MEMBERS | | | | | |
| Life insurance: | | | | | |
| 6.1 Paid in cash or left on deposit | 0 | 0 | 0 | 0 | 0 |
| 6.2 Applied to pay renewal premiums | 0 | 0 | 0 | 0 | 0 |
| 6.3 Applied to provide paid-up additions or shorten the endowment or premium-paying period | 0 | 0 | 0 | 0 | 0 |
| 6.4 Other | 0 | 0 | 0 | 0 | 0 |
| 6.5 Totals (Sum of Lines 6.1 to 6.4) | 0 | 0 | 0 | 0 | 0 |
| Annuities: | | | | | |
| 7.1 Paid in cash or left on deposit | 0 | 0 | 0 | 0 | 0 |
| 7.2 Applied to provide paid-up annuities | 0 | 0 | 0 | 0 | 0 |
| 7.3 Other | 0 | 0 | 0 | 0 | 0 |
| 7.4 Totals (Sum of Lines 7.1 to 7.3) | 0 | 0 | 0 | 0 | 0 |
| 8. Grand Totals (Lines 6.5 plus 7.4) | 0 | 0 | 0 | 0 | 0 |
| DIRECT CLAIMS AND BENEFITS PAID | | | | | |
| 9. Death benefits | 0 | 0 | 0 | 0 | 0 |
| 10. Matured endowments | 0 | 0 | 0 | 0 | 0 |
| 11. Annuity benefits | 908,120 | 0 | 0 | 0 | 908,120 |
| 12. Surrender values and withdrawals for life contracts | 294,282 | 0 | 0 | 0 | 294,282 |
| 13. Aggregate write-ins for miscellaneous direct claims and benefits paid | 0 | 0 | 0 | 0 | 0 |
| 14. All other benefits, except accident and health | 130,173 | 0 | 0 | 0 | 130,173 |
| 15. Totals | 1,332,575 | 0 | 0 | 0 | 1,332,575 |
| DETAILS OF WRITE-INS | | | | | |
| 1301. | | | | | |
| 1302. | | | | | |
| 1303. | | | | | |
| 1398. Summary of Line 13 from overflow page | 0 | 0 | 0 | 0 | 0 |
| 1399. Totals (Lines 1301 thru 1303 plus 1398) (Line 13 above) | 0 | 0 | 0 | 0 | 0 |

| DIRECT DEATH BENEFITS AND MATURED ENDOWMENTS INCURRED | Ordinary | | Credit Life (Group and Individual) | | Group | | Industrial | | Total | |
|---|-------------------------------|-----------|--|--------|--------------------|--------|-------------------------------|--------|-------------------------------|-----------|
| | 1 | 2 | 3 | 4 | 5 | 6 | 7 | 8 | 9 | 10 |
| | No. of Pols. & Certifs. | Amount | No. of Ind.Pols. & Gr. Certifs. | Amount | No. of Certifs. | Amount | No. of Pols. & Certifs. | Amount | No. of Pols. & Certifs. | Amount |
| 16. Unpaid December 31, prior year | 0 | 0 | 0 | 0 | 0 | 0 | 0 | 0 | 0 | 0 |
| 17. Incurred during current year | 0 | 0 | 0 | 0 | 0 | 0 | 0 | 0 | 0 | 0 |
| Settled during current year: | | | | | | | | | | |
| 18.1 By payment in full | 0 | 0 | 0 | 0 | 0 | 0 | 0 | 0 | 0 | 0 |
| 18.2 By payment on compromised claims | 0 | 0 | 0 | 0 | 0 | 0 | 0 | 0 | 0 | 0 |
| 18.3 Totals paid | 0 | 0 | 0 | 0 | 0 | 0 | 0 | 0 | 0 | 0 |
| 18.4 Reduction by compromise | 0 | 0 | 0 | 0 | 0 | 0 | 0 | 0 | 0 | 0 |
| 18.5 Amount rejected | 0 | 0 | 0 | 0 | 0 | 0 | 0 | 0 | 0 | 0 |
| 18.6 Total settlements | 0 | 0 | 0 | 0 | 0 | 0 | 0 | 0 | 0 | 0 |
| 19. Unpaid Dec. 31, current year (16+17-18.6) | 0 | 0 | 0 | 0 | 0 | 0 | 0 | 0 | 0 | 0 |
| POLICY EXHIBIT | | | | | No. of Policies | | | | | |
| 20. In force December 31, prior year | 2 | 242,571 | 0 | (a) 0 | 0 | 0 | 0 | 0 | 2 | 242,571 |
| 21. Issued during year | 0 | 0 | 0 | 0 | 0 | 0 | 0 | 0 | 0 | 0 |
| 22. Other changes to in force (Net) | (1) | (111,480) | 0 | 0 | 0 | 0 | 0 | 0 | (1) | (111,480) |
| 23. In force December 31 of current year | 1 | 131,091 | 0 | (a) 0 | 0 | 0 | 0 | 0 | 1 | 131,091 |

(a) Includes Individual Credit Life Insurance prior year \$ 0 , current year \$ 0
 Includes Group Credit Life Insurance Loans less than or equal to 60 months at issue, prior year \$ 0 , current year \$ 0
 Loans greater than 60 months at issue BUT NOT GREATER THAN 120 MONTHS, prior year \$ 0 , current year \$ 0

ACCIDENT AND HEALTH INSURANCE

| | 1 | 2 | 3 | 4 | 5 |
|---|-----------------|---------------------------|---|--------------------|---------------------------|
| | Direct Premiums | Direct Premiums Earned | Policyholder Dividends Paid, Refunds to Members or Credited on Direct Business | Direct Losses Paid | Direct Losses Incurred |
| 24. Group Policies (b) | 0 | 0 | 0 | 0 | 0 |
| 24.1 Federal Employees Health Benefits Plan premium (b) | 0 | 0 | 0 | 0 | 0 |
| 24.2 Credit (Group and Individual) | 0 | 0 | 0 | 0 | 0 |
| 24.3 Collectively renewable policies/certificates (b) | 0 | 0 | 0 | 0 | 0 |
| 24.4 Medicare Title XVIII exempt from state taxes or fees Other Individual Policies: | 0 | 0 | 0 | 0 | 0 |
| 25.1 Non-cancelable (b) | 0 | 0 | 0 | 0 | 0 |
| 25.2 Guaranteed renewable (b) | 0 | 0 | 0 | 0 | 0 |
| 25.3 Non-renewable for stated reasons only (b) | 0 | 0 | 0 | 0 | 0 |
| 25.4 Other accident only | 0 | 0 | 0 | 0 | 0 |
| 25.5 All other (b) | 0 | 0 | 0 | 0 | 0 |
| 25.6 Totals (sum of Lines 25.1 to 25.5) | 0 | 0 | 0 | 0 | 0 |
| 26. Totals (Lines 24 + 24.1 + 24.2 + 24.3 + 24.4 + 25.6) | 0 | 0 | 0 | 0 | 0 |

(b) For health business on indicated lines report: Number of persons insured under PPO managed care products 0 and number of persons insured under indemnity only products 0 .



ANNUAL STATEMENT FOR THE YEAR 2021 OF THE Integrity Life Insurance Company

DIRECT BUSINESS IN THE STATE OF Grand Total

DURING THE YEAR 2021

NAIC Group Code 0836

LIFE INSURANCE

NAIC Company Code 74780

Table with 5 columns: 1 Ordinary, 2 Credit Life (Group and Individual), 3 Group, 4 Industrial, 5 Total. Rows include Direct Premiums and Annuity Considerations, Direct Dividends to Policyholders/Refunds to Members, Direct Claims and Benefits Paid, and Details of Write-ins.

Table with 10 columns: 1 No. of Pols. & Certifs., 2 Amount, 3 No. of Ind. Pols. & Gr. Certifs., 4 Amount, 5 No. of Certifs., 6 Amount, 7 No. of Pols. & Certifs., 8 Amount, 9 No. of Pols. & Certifs., 10 Amount. Rows include Direct Death Benefits and Matured Endowments Incurred and Policy Exhibit.

(a) Includes Individual Credit Life Insurance prior year \$ 0, current year \$ 0. Includes Group Credit Life Insurance Loans less than or equal to 60 months at issue, prior year \$ 0, current year \$ 0. Loans greater than 60 months at issue BUT NOT GREATER THAN 120 MONTHS, prior year \$ 0, current year \$ 0.

ACCIDENT AND HEALTH INSURANCE

Table with 5 columns: 1 Direct Premiums, 2 Direct Premiums Earned, 3 Policyholder Dividends Paid, Refunds to Members or Credited on Direct Business, 4 Direct Losses Paid, 5 Direct Losses Incurred. Rows include Group Policies (b) and various accident types.

(b) For health business on indicated lines report: Number of persons insured under PPO managed care products 0 and number of persons insured under indemnity only products 0.

ANNUAL STATEMENT FOR THE YEAR 2021 OF THE Integrity Life Insurance Company
FORM FOR CALCULATING THE INTEREST MAINTENANCE RESERVE

INTEREST MAINTENANCE RESERVE

| | 1 Amount |
|---|-------------|
| 1. Reserve as of December 31, Prior Year | 15,382,020 |
| 2. Current year's realized pre-tax capital gains/(losses) of \$8,709,951 transferred into the reserve net of taxes of \$1,829,090 | 6,880,861 |
| 3. Adjustment for current year's liability gains/(losses) released from the reserve | 0 |
| 4. Balance before reduction for amount transferred to Summary of Operations (Line 1 + Line 2 + Line 3) | 22,262,880 |
| 5. Current year's amortization released to Summary of Operations (Amortization, Line 1, Column 4) | 4,925,664 |
| 6. Reserve as of December 31, current year (Line 4 minus Line 5) | 17,337,217 |

AMORTIZATION

| Year of Amortization | 1 Reserve as of December 31, Prior Year | 2 Current Year's Realized Capital Gains/(Losses) Transferred into the Reserve Net of Taxes | 3 Adjustment for Current Year's Liability Gains/(Losses) Released From the Reserve | 4 Balance Before Reduction for Current Year's Amortization (Cols. 1 + 2 + 3) |
|---------------------------|--|---|---|--|
| 1. 2021 | 3,096,211 | 1,829,453 | 0 | 4,925,664 |
| 2. 2022 | 2,395,124 | 2,291,938 | 0 | 4,687,063 |
| 3. 2023 | 2,163,639 | 1,039,184 | 0 | 3,202,822 |
| 4. 2024 | 1,238,302 | 569,371 | 0 | 1,807,673 |
| 5. 2025 | 818,787 | 415,780 | 0 | 1,234,567 |
| 6. 2026 | 758,571 | 330,319 | 0 | 1,088,890 |
| 7. 2027 | 532,688 | 171,854 | 0 | 704,542 |
| 8. 2028 | 211,825 | 102,705 | 0 | 314,530 |
| 9. 2029 | 195,789 | 85,651 | 0 | 281,440 |
| 10. 2030 | 190,247 | 19,249 | 0 | 209,496 |
| 11. 2031 | (836,686) | 4,645 | 0 | (832,040) |
| 12. 2032 | 1,031,183 | 3,747 | 0 | 1,034,930 |
| 13. 2033 | 147,709 | 3,876 | 0 | 151,585 |
| 14. 2034 | 171,348 | 3,925 | 0 | 175,274 |
| 15. 2035 | (7,834) | 3,927 | 0 | (3,907) |
| 16. 2036 | (98,330) | 8,020 | 0 | (90,310) |
| 17. 2037 | 405,007 | 8,173 | 0 | 413,179 |
| 18. 2038 | 245,128 | 8,335 | 0 | 253,463 |
| 19. 2039 | 50,790 | 8,495 | 0 | 59,285 |
| 20. 2040 | 275,173 | 6,560 | 0 | 281,733 |
| 21. 2041 | 239,290 | 5,879 | 0 | 245,169 |
| 22. 2042 | 247,144 | 4,227 | 0 | 251,371 |
| 23. 2043 | 393,629 | (4,008) | 0 | 389,621 |
| 24. 2044 | 392,281 | (4,511) | 0 | 387,770 |
| 25. 2045 | 445,223 | (3,168) | 0 | 442,055 |
| 26. 2046 | 181,854 | 9,008 | 0 | 190,862 |
| 27. 2047 | 339,298 | 6,510 | 0 | 345,808 |
| 28. 2048 | (290,394) | (2,409) | 0 | (292,803) |
| 29. 2049 | 26,193 | (6,709) | 0 | 19,484 |
| 30. 2050 | 422,831 | 346 | 0 | 423,177 |
| 31. 2051 and Later | | (39,511) | 0 | (39,511) |
| 32. Total (Lines 1 to 31) | 15,382,020 | 6,880,861 | 0 | 22,262,880 |

ANNUAL STATEMENT FOR THE YEAR 2021 OF THE Integrity Life Insurance Company

ASSET VALUATION RESERVE

| | Default Component | | | Equity Component | | | 7 Total Amount (Cols. 3 + 6) |
|---|-----------------------------------|---------------------|-----------------------------|-------------------|--|-----------------------------|------------------------------------|
| | 1 Other Than Mortgage Loans | 2 Mortgage Loans | 3 Total (Cols. 1 + 2) | 4 Common Stock | 5 Real Estate and Other Invested Assets | 6 Total (Cols. 4 + 5) | |
| 1. Reserve as of December 31, prior year | 59,491,525 | 9,524,966 | 69,016,491 | 59,768,174 | 33,279,126 | 93,047,300 | 162,063,791 |
| 2. Realized capital gains/(losses) net of taxes - General Account | (1,894,717) | | (1,894,717) | 29,040,445 | (13,904) | 29,026,541 | 27,131,824 |
| 3. Realized capital gains/(losses) net of taxes - Separate Accounts | 182,032 | | 182,032 | | | 0 | 182,032 |
| 4. Unrealized capital gains/(losses) net of deferred taxes - General Account | 851,078 | | 851,078 | 74,540,883 | 5,678,728 | 80,219,611 | 81,070,689 |
| 5. Unrealized capital gains/(losses) net of deferred taxes - Separate Accounts | 9,051 | | 9,051 | | (9,405) | (9,405) | (354) |
| 6. Capital gains credited/(losses charged) to contract benefits, payments or reserves | | | 0 | | | 0 | 0 |
| 7. Basic contribution | 13,164,599 | 2,591,370 | 15,755,969 | 0 | 4,831,825 | 4,831,825 | 20,587,794 |
| 8. Accumulated balances (Lines 1 through 5 - 6 + 7) | 71,803,568 | 12,116,336 | 83,919,904 | 163,349,502 | 43,766,370 | 207,115,872 | 291,035,775 |
| 9. Maximum reserve | 59,822,419 | 10,389,795 | 70,212,214 | 94,299,315 | 30,293,021 | 124,592,336 | 194,804,550 |
| 10. Reserve objective | 37,024,377 | 7,975,993 | 45,000,370 | 94,155,495 | 25,384,006 | 119,539,501 | 164,539,871 |
| 11. 20% of (Line 10 - Line 8) | (6,955,838) | (828,069) | (7,783,907) | (13,838,801) | (3,676,473) | (17,515,274) | (25,299,181) |
| 12. Balance before transfers (Lines 8 + 11) | 64,847,729 | 11,288,267 | 76,135,997 | 149,510,701 | 40,089,897 | 189,600,598 | 265,736,594 |
| 13. Transfers | | | 0 | | | 0 | 0 |
| 14. Voluntary contribution | | | 0 | | | 0 | 0 |
| 15. Adjustment down to maximum/up to zero | (5,025,310) | (898,472) | (5,923,782) | (55,211,386) | (9,796,877) | (65,008,263) | (70,932,045) |
| 16. Reserve as of December 31, current year (Lines 12 + 13 + 14 + 15) | 59,822,419 | 10,389,795 | 70,212,215 | 94,299,315 | 30,293,020 | 124,592,335 | 194,804,549 |

ANNUAL STATEMENT FOR THE YEAR 2021 OF THE Integrity Life Insurance Company

ASSET VALUATION RESERVE
BASIC CONTRIBUTION, RESERVE OBJECTIVE AND MAXIMUM RESERVE CALCULATIONS
DEFAULT COMPONENT

| Line Number | NAIC Designation | Description | 1 Book/Adjusted Carrying Value | 2 Reclassify Related Party Encumbrances | 3 Add Third Party Encumbrances | 4 Balance for AVR Reserve Calculations (Cols. 1 + 2 + 3) | Basic Contribution | | Reserve Objective | | Maximum Reserve | |
|------------------|------------------|---|-----------------------------------|--|-----------------------------------|---|--------------------|--------------------------|-------------------|---------------------------|-----------------|----------------------------|
| | | | | | | | 5 Factor | 6 Amount (Cols.4 x 5) | 7 Factor | 8 Amount (Cols. 4 x 7) | 9 Factor | 10 Amount (Cols. 4 x 9) |
| LONG-TERM BONDS | | | | | | | | | | | | |
| 1. | | Exempt Obligations | 58,955,571 | XXX | XXX | 58,955,571 | 0.0000 | 0 | 0.0000 | 0 | 0.0000 | 0 |
| 2.1 | 1 | NAIC Designation Category 1.A | 1,231,937,764 | XXX | XXX | 1,231,937,764 | 0.0005 | 615,969 | 0.0016 | 1,971,100 | 0.0033 | 4,065,395 |
| 2.2 | 1 | NAIC Designation Category 1.B | 26,467,271 | XXX | XXX | 26,467,271 | 0.0005 | 13,234 | 0.0016 | 42,348 | 0.0033 | 87,342 |
| 2.3 | 1 | NAIC Designation Category 1.C | 119,457,220 | XXX | XXX | 119,457,220 | 0.0005 | 59,729 | 0.0016 | 191,132 | 0.0033 | 394,209 |
| 2.4 | 1 | NAIC Designation Category 1.D | 137,136,917 | XXX | XXX | 137,136,917 | 0.0005 | 68,568 | 0.0016 | 219,419 | 0.0033 | 452,552 |
| 2.5 | 1 | NAIC Designation Category 1.E | 199,488,722 | XXX | XXX | 199,488,722 | 0.0005 | 99,744 | 0.0016 | 319,182 | 0.0033 | 658,313 |
| 2.6 | 1 | NAIC Designation Category 1.F | 478,975,623 | XXX | XXX | 478,975,623 | 0.0005 | 239,488 | 0.0016 | 766,361 | 0.0033 | 1,580,620 |
| 2.7 | 1 | NAIC Designation Category 1.G | 574,960,955 | XXX | XXX | 574,960,955 | 0.0005 | 287,480 | 0.0016 | 919,938 | 0.0033 | 1,897,371 |
| 2.8 | | Subtotal NAIC 1 (2.1+2.2+2.3+2.4+2.5+2.6+2.7) | 2,768,424,472 | XXX | XXX | 2,768,424,472 | XXX | 1,384,212 | XXX | 4,429,479 | XXX | 9,135,801 |
| 3.1 | 2 | NAIC Designation Category 2.A | 682,550,031 | XXX | XXX | 682,550,031 | 0.0021 | 1,433,355 | 0.0064 | 4,368,320 | 0.0106 | 7,235,030 |
| 3.2 | 2 | NAIC Designation Category 2.B | 797,995,900 | XXX | XXX | 797,995,900 | 0.0021 | 1,675,791 | 0.0064 | 5,107,174 | 0.0106 | 8,458,757 |
| 3.3 | 2 | NAIC Designation Category 2.C | 504,857,618 | XXX | XXX | 504,857,618 | 0.0021 | 1,060,201 | 0.0064 | 3,231,089 | 0.0106 | 5,351,491 |
| 3.4 | | Subtotal NAIC 2 (3.1+3.2+3.3) | 1,985,403,550 | XXX | XXX | 1,985,403,550 | XXX | 4,169,347 | XXX | 12,706,583 | XXX | 21,045,278 |
| 4.1 | 3 | NAIC Designation Category 3.A | 117,195,740 | XXX | XXX | 117,195,740 | 0.0099 | 1,160,238 | 0.0263 | 3,082,248 | 0.0376 | 4,406,560 |
| 4.2 | 3 | NAIC Designation Category 3.B | 72,754,396 | XXX | XXX | 72,754,396 | 0.0099 | 720,269 | 0.0263 | 1,913,441 | 0.0376 | 2,735,565 |
| 4.3 | 3 | NAIC Designation Category 3.C | 108,874,798 | XXX | XXX | 108,874,798 | 0.0099 | 1,077,861 | 0.0263 | 2,863,407 | 0.0376 | 4,093,692 |
| 4.4 | | Subtotal NAIC 3 (4.1+4.2+4.3) | 298,824,935 | XXX | XXX | 298,824,935 | XXX | 2,958,367 | XXX | 7,859,096 | XXX | 11,235,818 |
| 5.1 | 4 | NAIC Designation Category 4.A | 38,092,161 | XXX | XXX | 38,092,161 | 0.0245 | 933,258 | 0.0572 | 2,178,872 | 0.0817 | 3,112,130 |
| 5.2 | 4 | NAIC Designation Category 4.B | 39,390,203 | XXX | XXX | 39,390,203 | 0.0245 | 965,060 | 0.0572 | 2,253,120 | 0.0817 | 3,218,180 |
| 5.3 | 4 | NAIC Designation Category 4.C | 25,131,730 | XXX | XXX | 25,131,730 | 0.0245 | 615,727 | 0.0572 | 1,437,535 | 0.0817 | 2,053,262 |
| 5.4 | | Subtotal NAIC 4 (5.1+5.2+5.3) | 102,614,094 | XXX | XXX | 102,614,094 | XXX | 2,514,045 | XXX | 5,869,526 | XXX | 8,383,571 |
| 6.1 | 5 | NAIC Designation Category 5.A | 2,635,629 | XXX | XXX | 2,635,629 | 0.0630 | 166,045 | 0.1128 | 297,299 | 0.1880 | 495,498 |
| 6.2 | 5 | NAIC Designation Category 5.B | 1,146,142 | XXX | XXX | 1,146,142 | 0.0630 | 72,207 | 0.1128 | 129,285 | 0.1880 | 215,475 |
| 6.3 | 5 | NAIC Designation Category 5.C | 389,201 | XXX | XXX | 389,201 | 0.0630 | 24,520 | 0.1128 | 43,902 | 0.1880 | 73,170 |
| 6.4 | | Subtotal NAIC 5 (6.1+6.2+6.3) | 4,170,972 | XXX | XXX | 4,170,972 | XXX | 262,771 | XXX | 470,486 | XXX | 784,143 |
| 7. | 6 | NAIC 6 | 1,324,871 | XXX | XXX | 1,324,871 | 0.0000 | 0 | 0.2370 | 313,995 | 0.2370 | 313,995 |
| 8. | | Total Unrated Multi-class Securities Acquired by Conversion | 0 | XXX | XXX | 0 | XXX | 0 | XXX | 0 | XXX | 0 |
| 9. | | Total Long-Term Bonds (1+2.8+3.4+4.4+5.4+6.4+7+8) | 5,219,718,464 | XXX | XXX | 5,219,718,464 | XXX | 11,288,743 | XXX | 31,649,164 | XXX | 50,898,605 |
| PREFERRED STOCKS | | | | | | | | | | | | |
| 10. | 1 | Highest Quality | 0 | XXX | XXX | 0 | 0.0005 | 0 | 0.0016 | 0 | 0.0033 | 0 |
| 11. | 2 | High Quality | 15,844,000 | XXX | XXX | 15,844,000 | 0.0021 | 33,272 | 0.0064 | 101,402 | 0.0106 | 167,946 |
| 12. | 3 | Medium Quality | 276,980 | XXX | XXX | 276,980 | 0.0099 | 2,742 | 0.0263 | 7,285 | 0.0376 | 10,414 |
| 13. | 4 | Low Quality | 0 | XXX | XXX | 0 | 0.0245 | 0 | 0.0572 | 0 | 0.0817 | 0 |
| 14. | 5 | Lower Quality | 0 | XXX | XXX | 0 | 0.0630 | 0 | 0.1128 | 0 | 0.1880 | 0 |
| 15. | 6 | In or Near Default | 0 | XXX | XXX | 0 | 0.0000 | 0 | 0.2370 | 0 | 0.2370 | 0 |
| 16. | | Affiliated Life with AVR | 0 | XXX | XXX | 0 | 0.0000 | 0 | 0.0000 | 0 | 0.0000 | 0 |
| 17. | | Total Preferred Stocks (Sum of Lines 10 through 16) | 16,120,980 | XXX | XXX | 16,120,980 | XXX | 36,015 | XXX | 108,686 | XXX | 178,361 |

ASSET VALUATION RESERVE (Continued)
BASIC CONTRIBUTION, RESERVE OBJECTIVE AND MAXIMUM RESERVE CALCULATIONS
DEFAULT COMPONENT

| Line Number | NAIC Designation | Description | 1 Book/Adjusted Carrying Value | 2 Reclassify Related Party Encumbrances | 3 Add Third Party Encumbrances | 4 Balance for AVR Reserve Calculations (Cols. 1 + 2 + 3) | Basic Contribution | | Reserve Objective | | Maximum Reserve | |
|-------------------------------|------------------|---|-----------------------------------|--|-----------------------------------|---|--------------------|---------------------------|-------------------|---------------------------|-----------------|----------------------------|
| | | | | | | | 5 Factor | 6 Amount (Cols. 4 x 5) | 7 Factor | 8 Amount (Cols. 4 x 7) | 9 Factor | 10 Amount (Cols. 4 x 9) |
| SHORT-TERM BONDS | | | | | | | | | | | | |
| 18. | | Exempt Obligations | | XXX | XXX | 0 | 0.0000 | 0 | 0.0000 | 0 | 0.0000 | 0 |
| 19.1 | 1 | NAIC Designation Category 1.A | 12,193,414 | XXX | XXX | 12,193,414 | 0.0005 | 6,097 | 0.0016 | 19,509 | 0.0033 | 40,238 |
| 19.2 | 1 | NAIC Designation Category 1.B | | XXX | XXX | 0 | 0.0005 | 0 | 0.0016 | 0 | 0.0033 | 0 |
| 19.3 | 1 | NAIC Designation Category 1.C | | XXX | XXX | 0 | 0.0005 | 0 | 0.0016 | 0 | 0.0033 | 0 |
| 19.4 | 1 | NAIC Designation Category 1.D | | XXX | XXX | 0 | 0.0005 | 0 | 0.0016 | 0 | 0.0033 | 0 |
| 19.5 | 1 | NAIC Designation Category 1.E | | XXX | XXX | 0 | 0.0005 | 0 | 0.0016 | 0 | 0.0033 | 0 |
| 19.6 | 1 | NAIC Designation Category 1.F | | XXX | XXX | 0 | 0.0005 | 0 | 0.0016 | 0 | 0.0033 | 0 |
| 19.7 | 1 | NAIC Designation Category 1.G | | XXX | XXX | 0 | 0.0005 | 0 | 0.0016 | 0 | 0.0033 | 0 |
| 19.8 | | Subtotal NAIC 1 (19.1+19.2+19.3+19.4+19.5+19.6+19.7) | 12,193,414 | XXX | XXX | 12,193,414 | XXX | 6,097 | XXX | 19,509 | XXX | 40,238 |
| 20.1 | 2 | NAIC Designation Category 2.A | | XXX | XXX | 0 | 0.0021 | 0 | 0.0064 | 0 | 0.0106 | 0 |
| 20.2 | 2 | NAIC Designation Category 2.B | | XXX | XXX | 0 | 0.0021 | 0 | 0.0064 | 0 | 0.0106 | 0 |
| 20.3 | 2 | NAIC Designation Category 2.C | 3,844,480 | XXX | XXX | 3,844,480 | 0.0021 | 8,073 | 0.0064 | 24,605 | 0.0106 | 40,751 |
| 20.4 | | Subtotal NAIC 2 (20.1+20.2+20.3) | 3,844,480 | XXX | XXX | 3,844,480 | XXX | 8,073 | XXX | 24,605 | XXX | 40,751 |
| 21.1 | 3 | NAIC Designation Category 3.A | | XXX | XXX | 0 | 0.0099 | 0 | 0.0263 | 0 | 0.0376 | 0 |
| 21.2 | 3 | NAIC Designation Category 3.B | | XXX | XXX | 0 | 0.0099 | 0 | 0.0263 | 0 | 0.0376 | 0 |
| 21.3 | 3 | NAIC Designation Category 3.C | | XXX | XXX | 0 | 0.0099 | 0 | 0.0263 | 0 | 0.0376 | 0 |
| 21.4 | | Subtotal NAIC 3 (21.1+21.2+21.3) | 0 | XXX | XXX | 0 | XXX | 0 | XXX | 0 | XXX | 0 |
| 22.1 | 4 | NAIC Designation Category 4.A | | XXX | XXX | 0 | 0.0245 | 0 | 0.0572 | 0 | 0.0817 | 0 |
| 22.2 | 4 | NAIC Designation Category 4.B | | XXX | XXX | 0 | 0.0245 | 0 | 0.0572 | 0 | 0.0817 | 0 |
| 22.3 | 4 | NAIC Designation Category 4.C | | XXX | XXX | 0 | 0.0245 | 0 | 0.0572 | 0 | 0.0817 | 0 |
| 22.4 | | Subtotal NAIC 4 (22.1+22.2+22.3) | 0 | XXX | XXX | 0 | XXX | 0 | XXX | 0 | XXX | 0 |
| 23.1 | 5 | NAIC Designation Category 5.A | | XXX | XXX | 0 | 0.0630 | 0 | 0.1128 | 0 | 0.1880 | 0 |
| 23.2 | 5 | NAIC Designation Category 5.B | | XXX | XXX | 0 | 0.0630 | 0 | 0.1128 | 0 | 0.1880 | 0 |
| 23.3 | 5 | NAIC Designation Category 5.C | | XXX | XXX | 0 | 0.0630 | 0 | 0.1128 | 0 | 0.1880 | 0 |
| 23.4 | | Subtotal NAIC 5 (23.1+23.2+23.3) | 0 | XXX | XXX | 0 | XXX | 0 | XXX | 0 | XXX | 0 |
| 24. | 6 | NAIC 6 | | XXX | XXX | 0 | 0.0000 | 0 | 0.2370 | 0 | 0.2370 | 0 |
| 25. | | Total Short-Term Bonds (18+19.8+20.4+21.4+22.4+23.4+24) | 16,037,894 | XXX | XXX | 16,037,894 | XXX | 14,170 | XXX | 44,114 | XXX | 80,990 |
| DERIVATIVE INSTRUMENTS | | | | | | | | | | | | |
| 26. | | Exchange Traded | 2,836,893 | XXX | XXX | 2,836,893 | 0.0005 | 1,418 | 0.0016 | 4,539 | 0.0033 | 9,362 |
| 27. | 1 | Highest Quality | 16,004,014 | XXX | XXX | 16,004,014 | 0.0005 | 8,002 | 0.0016 | 25,606 | 0.0033 | 52,813 |
| 28. | 2 | High Quality | | XXX | XXX | 0 | 0.0021 | 0 | 0.0064 | 0 | 0.0106 | 0 |
| 29. | 3 | Medium Quality | | XXX | XXX | 0 | 0.0099 | 0 | 0.0263 | 0 | 0.0376 | 0 |
| 30. | 4 | Low Quality | | XXX | XXX | 0 | 0.0245 | 0 | 0.0572 | 0 | 0.0817 | 0 |
| 31. | 5 | Lower Quality | | XXX | XXX | 0 | 0.0630 | 0 | 0.1128 | 0 | 0.1880 | 0 |
| 32. | 6 | In or Near Default | | XXX | XXX | 0 | 0.0000 | 0 | 0.2370 | 0 | 0.2370 | 0 |
| 33. | | Total Derivative Instruments | 18,840,907 | XXX | XXX | 18,840,907 | XXX | 9,420 | XXX | 30,145 | XXX | 62,175 |
| 34. | | Total (Lines 9 + 17 + 25 + 33) | 5,270,718,245 | XXX | XXX | 5,270,718,245 | XXX | 11,348,348 | XXX | 31,832,110 | XXX | 51,220,130 |

ASSET VALUATION RESERVE (Continued)
BASIC CONTRIBUTION, RESERVE OBJECTIVE AND MAXIMUM RESERVE CALCULATIONS
DEFAULT COMPONENT

| Line Number | NAIC Designation | Description | 1 Book/Adjusted Carrying Value | 2 Reclassify Related Party Encumbrances | 3 Add Third Party Encumbrances | 4 Balance for AVR Reserve Calculations (Cols. 1 + 2 + 3) | Basic Contribution | | Reserve Objective | | Maximum Reserve | |
|----------------------------|------------------|---|-----------------------------------|--|-----------------------------------|---|--------------------|--------------------------|-------------------|---------------------------|-----------------|----------------------------|
| | | | | | | | 5 Factor | 6 Amount (Cols.4 x 5) | 7 Factor | 8 Amount (Cols. 4 x 7) | 9 Factor | 10 Amount (Cols. 4 x 9) |
| MORTGAGE LOANS | | | | | | | | | | | | |
| In Good Standing: | | | | | | | | | | | | |
| 35. | | Farm Mortgages - CM1 - Highest Quality | | | XXX | 0 | 0.0011 | 0 | 0.0057 | 0 | 0.0074 | 0 |
| 36. | | Farm Mortgages - CM2 - High Quality | | | XXX | 0 | 0.0040 | 0 | 0.0114 | 0 | 0.0149 | 0 |
| 37. | | Farm Mortgages - CM3 - Medium Quality | | | XXX | 0 | 0.0069 | 0 | 0.0200 | 0 | 0.0257 | 0 |
| 38. | | Farm Mortgages - CM4 - Low Medium Quality | | | XXX | 0 | 0.0120 | 0 | 0.0343 | 0 | 0.0428 | 0 |
| 39. | | Farm Mortgages - CM5 - Low Quality | | | XXX | 0 | 0.0183 | 0 | 0.0486 | 0 | 0.0628 | 0 |
| 40. | | Residential Mortgages - Insured or Guaranteed | | | XXX | 0 | 0.0003 | 0 | 0.0007 | 0 | 0.0011 | 0 |
| 41. | | Residential Mortgages - All Other | | | XXX | 0 | 0.0015 | 0 | 0.0034 | 0 | 0.0046 | 0 |
| 42. | | Commercial Mortgages - Insured or Guaranteed | | | XXX | 0 | 0.0003 | 0 | 0.0007 | 0 | 0.0011 | 0 |
| 43. | | Commercial Mortgages - All Other - CM1 - Highest Quality | 212,920,216 | | XXX | 212,920,216 | 0.0011 | 234,212 | 0.0057 | 1,213,645 | 0.0074 | 1,575,610 |
| 44. | | Commercial Mortgages - All Other - CM2 - High Quality | 481,552,255 | | XXX | 481,552,255 | 0.0040 | 1,926,209 | 0.0114 | 5,489,696 | 0.0149 | 7,175,129 |
| 45. | | Commercial Mortgages - All Other - CM3 - Medium Quality | 54,066,948 | | XXX | 54,066,948 | 0.0069 | 373,062 | 0.0200 | 1,081,339 | 0.0257 | 1,389,521 |
| 46. | | Commercial Mortgages - All Other - CM4 - Low Medium Quality | | | XXX | 0 | 0.0120 | 0 | 0.0343 | 0 | 0.0428 | 0 |
| 47. | | Commercial Mortgages - All Other - CM5 - Low Quality | | | XXX | 0 | 0.0183 | 0 | 0.0486 | 0 | 0.0628 | 0 |
| Overdue, Not in Process: | | | | | | | | | | | | |
| 48. | | Farm Mortgages | | | XXX | 0 | 0.0480 | 0 | 0.0868 | 0 | 0.1371 | 0 |
| 49. | | Residential Mortgages - Insured or Guaranteed | | | XXX | 0 | 0.0006 | 0 | 0.0014 | 0 | 0.0023 | 0 |
| 50. | | Residential Mortgages - All Other | | | XXX | 0 | 0.0029 | 0 | 0.0066 | 0 | 0.0103 | 0 |
| 51. | | Commercial Mortgages - Insured or Guaranteed | | | XXX | 0 | 0.0006 | 0 | 0.0014 | 0 | 0.0023 | 0 |
| 52. | | Commercial Mortgages - All Other | | | XXX | 0 | 0.0480 | 0 | 0.0868 | 0 | 0.1371 | 0 |
| In Process of Foreclosure: | | | | | | | | | | | | |
| 53. | | Farm Mortgages | | | XXX | 0 | 0.0000 | 0 | 0.1942 | 0 | 0.1942 | 0 |
| 54. | | Residential Mortgages - Insured or Guaranteed | | | XXX | 0 | 0.0000 | 0 | 0.0046 | 0 | 0.0046 | 0 |
| 55. | | Residential Mortgages - All Other | | | XXX | 0 | 0.0000 | 0 | 0.0149 | 0 | 0.0149 | 0 |
| 56. | | Commercial Mortgages - Insured or Guaranteed | | | XXX | 0 | 0.0000 | 0 | 0.0046 | 0 | 0.0046 | 0 |
| 57. | | Commercial Mortgages - All Other | | | XXX | 0 | 0.0000 | 0 | 0.1942 | 0 | 0.1942 | 0 |
| 58. | | Total Schedule B Mortgages (Sum of Lines 35 through 57) | 748,539,419 | 0 | XXX | 748,539,419 | XXX | 2,533,483 | XXX | 7,784,680 | XXX | 10,140,259 |
| 59. | | Schedule DA Mortgages | | | XXX | 0 | 0.0034 | 0 | 0.0114 | 0 | 0.0149 | 0 |
| 60. | | Total Mortgage Loans on Real Estate (Lines 58 + 59) | 748,539,419 | 0 | XXX | 748,539,419 | XXX | 2,533,483 | XXX | 7,784,680 | XXX | 10,140,259 |

ASSET VALUATION RESERVE
BASIC CONTRIBUTION, RESERVE OBJECTIVE AND MAXIMUM RESERVE CALCULATIONS
EQUITY AND OTHER INVESTED ASSET COMPONENT

| Line Number | NAIC Designation | Description | 1 Book/Adjusted Carrying Value | 2 Reclassify Related Party Encumbrances | 3 Add Third Party Encumbrances | 4 Balance for AVR Reserve Calculations (Cols. 1 + 2 + 3) | Basic Contribution | | Reserve Objective | | Maximum Reserve | |
|---|------------------|---|-----------------------------------|--|-----------------------------------|---|--------------------|---------------------------|-------------------|---------------------------|-----------------|----------------------------|
| | | | | | | | 5 Factor | 6 Amount (Cols. 4 x 5) | 7 Factor | 8 Amount (Cols. 4 x 7) | 9 Factor | 10 Amount (Cols. 4 x 9) |
| COMMON STOCK | | | | | | | | | | | | |
| 1. | | Unaffiliated - Public | 670,869,807 | XXX | XXX | 670,869,807 | 0.0000 | 0 | 0.1372 (a) | 92,043,338 | 0.1372 (a) | 92,043,338 |
| 2. | | Unaffiliated - Private | 9,606,491 | XXX | XXX | 9,606,491 | 0.0000 | 0 | 0.1945 | 1,868,462 | 0.1945 | 1,868,462 |
| 3. | | Federal Home Loan Bank | 39,950,000 | XXX | XXX | 39,950,000 | 0.0000 | 0 | 0.0061 | 243,695 | 0.0097 | 387,515 |
| 4. | | Affiliated - Life with AVR | 426,317,098 | XXX | XXX | 426,317,098 | 0.0000 | 0 | 0.0000 | 0 | 0.0000 | 0 |
| Affiliated - Investment Subsidiary: | | | | | | | | | | | | |
| 5. | | Fixed Income - Exempt Obligations | 0 | XXX | | 0 | XXX | | XXX | | XXX | |
| 6. | | Fixed Income - Highest Quality | 0 | XXX | | 0 | XXX | | XXX | | XXX | |
| 7. | | Fixed Income - High Quality | 0 | XXX | | 0 | XXX | | XXX | | XXX | |
| 8. | | Fixed Income - Medium Quality | 0 | XXX | | 0 | XXX | | XXX | | XXX | |
| 9. | | Fixed Income - Low Quality | 0 | XXX | | 0 | XXX | | XXX | | XXX | |
| 10. | | Fixed Income - Lower Quality | 0 | XXX | | 0 | XXX | | XXX | | XXX | |
| 11. | | Fixed Income - In/Near Default | 0 | XXX | | 0 | XXX | | XXX | | XXX | |
| 12. | | Unaffiliated Common Stock - Public | 0 | | | 0 | 0.0000 | 0 | 0.1372 (a) | 0 | 0.1372 (a) | 0 |
| 13. | | Unaffiliated Common Stock - Private | 0 | | | 0 | 0.0000 | 0 | 0.1945 | 0 | 0.1945 | 0 |
| 14. | | Real Estate | 0 | | | 0 | (b) | 0 | (b) | 0 | (b) | 0 |
| 15. | | Affiliated - Certain Other (See SVO Purposes and Procedures Manual) | 0 | XXX | XXX | 0 | 0.0000 | 0 | 0.1580 | 0 | 0.1580 | 0 |
| 16. | | Affiliated - All Other | 0 | XXX | XXX | 0 | 0.0000 | 0 | 0.1945 | 0 | 0.1945 | 0 |
| 17. | | Total Common Stock (Sum of Lines 1 through 16) | 1,146,743,396 | 0 | 0 | 1,146,743,396 | XXX | 0 | XXX | 94,155,495 | XXX | 94,299,315 |
| REAL ESTATE | | | | | | | | | | | | |
| 18. | | Home Office Property (General Account only) | 0 | | | 0 | 0.0000 | 0 | 0.0912 | 0 | 0.0912 | 0 |
| 19. | | Investment Properties | 0 | | | 0 | 0.0000 | 0 | 0.0912 | 0 | 0.0912 | 0 |
| 20. | | Properties Acquired in Satisfaction of Debt | 0 | | | 0 | 0.0000 | 0 | 0.1337 | 0 | 0.1337 | 0 |
| 21. | | Total Real Estate (Sum of Lines 18 through 20) | 0 | 0 | 0 | 0 | XXX | 0 | XXX | 0 | XXX | 0 |
| OTHER INVESTED ASSETS | | | | | | | | | | | | |
| INVESTMENTS WITH THE UNDERLYING CHARACTERISTICS OF BONDS | | | | | | | | | | | | |
| 22. | | Exempt Obligations | 0 | XXX | XXX | 0 | 0.0000 | 0 | 0.0000 | 0 | 0.0000 | 0 |
| 23. | 1 | Highest Quality | 5,540,302 | XXX | XXX | 5,540,302 | 0.0005 | 2,770 | 0.0016 | 8,864 | 0.0033 | 18,283 |
| 24. | 2 | High Quality | 0 | XXX | XXX | 0 | 0.0021 | 0 | 0.0064 | 0 | 0.0106 | 0 |
| 25. | 3 | Medium Quality | 40,139,227 | XXX | XXX | 40,139,227 | 0.0099 | 397,378 | 0.0263 | 1,055,662 | 0.0376 | 1,509,235 |
| 26. | 4 | Low Quality | 175,111,086 | XXX | XXX | 175,111,086 | 0.0245 | 4,290,222 | 0.0572 | 10,016,354 | 0.0817 | 14,306,576 |
| 27. | 5 | Lower Quality | 0 | XXX | XXX | 0 | 0.0630 | 0 | 0.1128 | 0 | 0.1880 | 0 |
| 28. | 6 | In or Near Default | 0 | XXX | XXX | 0 | 0.0000 | 0 | 0.2370 | 0 | 0.2370 | 0 |
| 29. | | Total with Bond Characteristics (Sum of Lines 22 through 28) | 220,790,615 | XXX | XXX | 220,790,615 | XXX | 4,690,370 | XXX | 11,080,880 | XXX | 15,834,094 |

ASSET VALUATION RESERVE (Continued)
BASIC CONTRIBUTION, RESERVE OBJECTIVE AND MAXIMUM RESERVE CALCULATIONS
EQUITY AND OTHER INVESTED ASSET COMPONENT

| Line Number | NAIC Designation | Description | 1 Book/Adjusted Carrying Value | 2 Reclassify Related Party Encumbrances | 3 Add Third Party Encumbrances | 4 Balance for AVR Reserve Calculations (Cols. 1 + 2 + 3) | Basic Contribution | | Reserve Objective | | Maximum Reserve | |
|---|------------------|---|-----------------------------------|--|-----------------------------------|---|--------------------|---------------------------|-------------------|---------------------------|-----------------|----------------------------|
| | | | | | | | 5 Factor | 6 Amount (Cols. 4 x 5) | 7 Factor | 8 Amount (Cols. 4 x 7) | 9 Factor | 10 Amount (Cols. 4 x 9) |
| INVESTMENTS WITH THE UNDERLYING CHARACTERISTICS OF PREFERRED STOCKS | | | | | | | | | | | | |
| 30. | 1 | Highest Quality | 20,924,140 | XXX | XXX | 20,924,140 | 0.0005 | 10,462 | 0.0016 | 33,479 | 0.0033 | 69,050 |
| 31. | 2 | High Quality | | XXX | XXX | 0 | 0.0021 | 0 | 0.0064 | 0 | 0.0106 | 0 |
| 32. | 3 | Medium Quality | | XXX | XXX | 0 | 0.0099 | 0 | 0.0263 | 0 | 0.0376 | 0 |
| 33. | 4 | Low Quality | | XXX | XXX | 0 | 0.0245 | 0 | 0.0572 | 0 | 0.0817 | 0 |
| 34. | 5 | Lower Quality | | XXX | XXX | 0 | 0.0630 | 0 | 0.1128 | 0 | 0.1880 | 0 |
| 35. | 6 | In or Near Default | | XXX | XXX | 0 | 0.0000 | 0 | 0.2370 | 0 | 0.2370 | 0 |
| 36. | | Affiliated Life with AVR | | XXX | XXX | 0 | 0.0000 | 0 | 0.0000 | 0 | 0.0000 | 0 |
| 37. | | Total with Preferred Stock Characteristics (Sum of Lines 30 through 36) | 20,924,140 | XXX | XXX | 20,924,140 | XXX | 10,462 | XXX | 33,479 | XXX | 69,050 |
| INVESTMENTS WITH THE UNDERLYING CHARACTERISTICS OF MORTGAGE LOANS | | | | | | | | | | | | |
| In Good Standing Affiliated: | | | | | | | | | | | | |
| 38. | | Mortgages - CM1 - Highest Quality | | | XXX | 0 | 0.0011 | 0 | 0.0057 | 0 | 0.0074 | 0 |
| 39. | | Mortgages - CM2 - High Quality | | | XXX | 0 | 0.0040 | 0 | 0.0114 | 0 | 0.0149 | 0 |
| 40. | | Mortgages - CM3 - Medium Quality | | | XXX | 0 | 0.0069 | 0 | 0.0200 | 0 | 0.0257 | 0 |
| 41. | | Mortgages - CM4 - Low Medium Quality | | | XXX | 0 | 0.0120 | 0 | 0.0343 | 0 | 0.0428 | 0 |
| 42. | | Mortgages - CM5 - Low Quality | | | XXX | 0 | 0.0183 | 0 | 0.0486 | 0 | 0.0628 | 0 |
| 43. | | Residential Mortgages - Insured or Guaranteed | | | XXX | 0 | 0.0003 | 0 | 0.0007 | 0 | 0.0011 | 0 |
| 44. | | Residential Mortgages - All Other | | XXX | XXX | 0 | 0.0015 | 0 | 0.0034 | 0 | 0.0046 | 0 |
| 45. | | Commercial Mortgages - Insured or Guaranteed | | | XXX | 0 | 0.0003 | 0 | 0.0007 | 0 | 0.0011 | 0 |
| Overdue, Not in Process Affiliated: | | | | | | | | | | | | |
| 46. | | Farm Mortgages | | | XXX | 0 | 0.0480 | 0 | 0.0868 | 0 | 0.1371 | 0 |
| 47. | | Residential Mortgages - Insured or Guaranteed | | | XXX | 0 | 0.0006 | 0 | 0.0014 | 0 | 0.0023 | 0 |
| 48. | | Residential Mortgages - All Other | | | XXX | 0 | 0.0029 | 0 | 0.0066 | 0 | 0.0103 | 0 |
| 49. | | Commercial Mortgages - Insured or Guaranteed | | | XXX | 0 | 0.0006 | 0 | 0.0014 | 0 | 0.0023 | 0 |
| 50. | | Commercial Mortgages - All Other | | | XXX | 0 | 0.0480 | 0 | 0.0868 | 0 | 0.1371 | 0 |
| In Process of Foreclosure Affiliated: | | | | | | | | | | | | |
| 51. | | Farm Mortgages | | | XXX | 0 | 0.0000 | 0 | 0.1942 | 0 | 0.1942 | 0 |
| 52. | | Residential Mortgages - Insured or Guaranteed | | | XXX | 0 | 0.0000 | 0 | 0.0046 | 0 | 0.0046 | 0 |
| 53. | | Residential Mortgages - All Other | | | XXX | 0 | 0.0000 | 0 | 0.0149 | 0 | 0.0149 | 0 |
| 54. | | Commercial Mortgages - Insured or Guaranteed | | | XXX | 0 | 0.0000 | 0 | 0.0046 | 0 | 0.0046 | 0 |
| 55. | | Commercial Mortgages - All Other | | | XXX | 0 | 0.0000 | 0 | 0.1942 | 0 | 0.1942 | 0 |
| 56. | | Total Affiliated (Sum of Lines 38 through 55) | 0 | 0 | XXX | 0 | XXX | 0 | XXX | 0 | XXX | 0 |
| 57. | | Unaffiliated - In Good Standing With Covenants | | | XXX | 0 | (c) | 0 | (c) | 0 | (c) | 0 |
| 58. | | Unaffiliated - In Good Standing Defeased With Government Securities | | | XXX | 0 | 0.0011 | 0 | 0.0057 | 0 | 0.0074 | 0 |
| 59. | | Unaffiliated - In Good Standing Primarily Senior | | | XXX | 0 | 0.0040 | 0 | 0.0114 | 0 | 0.0149 | 0 |
| 60. | | Unaffiliated - In Good Standing All Other | | | XXX | 0 | 0.0069 | 0 | 0.0200 | 0 | 0.0257 | 0 |
| 61. | | Unaffiliated - Overdue, Not in Process | | | XXX | 0 | 0.0480 | 0 | 0.0868 | 0 | 0.1371 | 0 |
| 62. | | Unaffiliated - In Process of Foreclosure | | | XXX | 0 | 0.0000 | 0 | 0.1942 | 0 | 0.1942 | 0 |
| 63. | | Total Unaffiliated (Sum of Lines 57 through 62) | 0 | 0 | XXX | 0 | XXX | 0 | XXX | 0 | XXX | 0 |
| 64. | | Total with Mortgage Loan Characteristics (Lines 56 + 63) | 0 | 0 | XXX | 0 | XXX | 0 | XXX | 0 | XXX | 0 |

ASSET VALUATION RESERVE (Continued)
BASIC CONTRIBUTION, RESERVE OBJECTIVE AND MAXIMUM RESERVE CALCULATIONS
EQUITY AND OTHER INVESTED ASSET COMPONENT

| Line Number | NAIC Designation | Description | 1 Book/Adjusted Carrying Value | 2 Reclassify Related Party Encumbrances | 3 Add Third Party Encumbrances | 4 Balance for AVR Reserve Calculations (Cols. 1 + 2 + 3) | Basic Contribution | | Reserve Objective | | Maximum Reserve | |
|---|------------------|--|-----------------------------------|--|-----------------------------------|---|--------------------|---------------------------|-------------------|---------------------------|-----------------|----------------------------|
| | | | | | | | 5 Factor | 6 Amount (Cols. 4 x 5) | 7 Factor | 8 Amount (Cols. 4 x 7) | 9 Factor | 10 Amount (Cols. 4 x 9) |
| INVESTMENTS WITH THE UNDERLYING CHARACTERISTICS OF COMMON STOCK | | | | | | | | | | | | |
| 65. | | Unaffiliated Public | | XXX | XXX | 0 | 0.0000 | 0 | 0.1372 (a) | 0 | 0.1372 (a) | 0 |
| 66. | | Unaffiliated Private | 1,213,016 | XXX | XXX | 1,213,016 | 0.0000 | 0 | 0.1945 | 235,932 | 0.1945 | 235,932 |
| 67. | | Affiliated Life with AVR | | XXX | XXX | 0 | 0.0000 | 0 | 0.0000 | 0 | 0.0000 | 0 |
| 68. | | Affiliated Certain Other (See SVO Purposes & Procedures Manual) | | XXX | XXX | 0 | 0.0000 | 0 | 0.1580 | 0 | 0.1580 | 0 |
| 69. | | Affiliated Other - All Other | | XXX | XXX | 0 | 0.0000 | 0 | 0.1945 | 0 | 0.1945 | 0 |
| 70. | | Total with Common Stock Characteristics (Sum of Lines 65 through 69) | 1,213,016 | XXX | XXX | 1,213,016 | XXX | 0 | XXX | 235,932 | XXX | 235,932 |
| INVESTMENTS WITH THE UNDERLYING CHARACTERISTICS OF REAL ESTATE | | | | | | | | | | | | |
| 71. | | Home Office Property (General Account only) | | | | 0 | 0.0000 | 0 | 0.0912 | 0 | 0.0912 | 0 |
| 72. | | Investment Properties | 10,181,805 | | 12,486,000 | 22,667,805 | 0.0000 | 0 | 0.0912 | 2,067,304 | 0.0912 | 2,067,304 |
| 73. | | Properties Acquired in Satisfaction of Debt | | | | 0 | 0.0000 | 0 | 0.1337 | 0 | 0.1337 | 0 |
| 74. | | Total with Real Estate Characteristics (Sum of Lines 71 through 73) | 10,181,805 | 0 | 12,486,000 | 22,667,805 | XXX | 0 | XXX | 2,067,304 | XXX | 2,067,304 |
| LOW INCOME HOUSING TAX CREDIT INVESTMENTS | | | | | | | | | | | | |
| 75. | | Guaranteed Federal Low Income Housing Tax Credit | 0 | | | 0 | 0.0003 | 0 | 0.0006 | 0 | 0.0010 | 0 |
| 76. | | Non-guaranteed Federal Low Income Housing Tax Credit | 2,228,518 | | | 2,228,518 | 0.0063 | 14,040 | 0.0120 | 26,742 | 0.0190 | 42,342 |
| 77. | | Guaranteed State Low Income Housing Tax Credit | 0 | | | 0 | 0.0003 | 0 | 0.0006 | 0 | 0.0010 | 0 |
| 78. | | Non-guaranteed State Low Income Housing Tax Credit | 0 | | | 0 | 0.0063 | 0 | 0.0120 | 0 | 0.0190 | 0 |
| 79. | | All Other Low Income Housing Tax Credit | 0 | | | 0 | 0.0273 | 0 | 0.0600 | 0 | 0.0975 | 0 |
| 80. | | Total LIHTC (Sum of Lines 75 through 79) | 2,228,518 | 0 | 0 | 2,228,518 | XXX | 14,040 | XXX | 26,742 | XXX | 42,342 |
| ALL OTHER INVESTMENTS | | | | | | | | | | | | |
| 81. | | NAIC 1 Working Capital Finance Investments | | XXX | | 0 | 0.0000 | 0 | 0.0042 | 0 | 0.0042 | 0 |
| 82. | | NAIC 2 Working Capital Finance Investments | | XXX | | 0 | 0.0000 | 0 | 0.0137 | 0 | 0.0137 | 0 |
| 83. | | Other Invested Assets - Schedule BA | 73,383,518 | XXX | | 73,383,518 | 0.0000 | 0 | 0.1580 | 11,594,596 | 0.1580 | 11,594,596 |
| 84. | | Other Short-Term Invested Assets - Schedule DA | | XXX | | 0 | 0.0000 | 0 | 0.1580 | 0 | 0.1580 | 0 |
| 85. | | Total All Other (Sum of Lines 81, 82, 83 and 84) | 73,383,518 | XXX | 0 | 73,383,518 | XXX | 0 | XXX | 11,594,596 | XXX | 11,594,596 |
| 86. | | Total Other Invested Assets - Schedules BA & DA (Sum of Lines 29, 37, 64, 70, 74, 80 and 85) | 328,721,612 | 0 | 12,486,000 | 341,207,612 | XXX | 4,714,872 | XXX | 25,038,932 | XXX | 29,843,316 |

(a) Times the company's weighted average portfolio beta (Minimum .1215, Maximum .2431).
 (b) Determined using the same factors and breakdowns used for directly owned real estate.
 (c) This will be the factor associated with the risk category determined in the company generated worksheet.

Asset Valuation Reserve - Replications (Synthetic) Assets

N O N E

Schedule F - Claims

N O N E

Schedule H - Part 1 - Analysis of Underwriting Operations

N O N E

Schedule H - Part 2 - Reserves and Liabilities

N O N E

Schedule H - Part 3 - Test of Prior Year's Claim Reserves and Liabilities

N O N E

Schedule H - Part 4 - Reinsurance

N O N E

Schedule H - Part 5 - Health Claims

N O N E

ANNUAL STATEMENT FOR THE YEAR 2021 OF THE Integrity Life Insurance Company

SCHEDULE S - PART 1 - SECTION 1

Reinsurance Assumed Life Insurance, Annuities, Deposit Funds and Other Liabilities Without Life or Disability Contingencies, and Related Benefits Listed by Reinsured Company as of December 31, Current Year

| 1 NAIC Company Code | 2 ID Number | 3 Effective Date | 4 Name of Reinsured | 5 Domiciliary Jurisdiction | 6 Type of Reinsurance Assumed | 7 Type of Business Assumed | 8 Amount of In Force at End of Year | 9 Reserve | 10 Premiums | 11 Reinsurance Payable on Paid and Unpaid Losses | 12 Modified Coinsurance Reserve | 13 Funds Withheld Under Coinsurance |
|--|-------------------|------------------------|--|----------------------------------|--|-------------------------------------|---|--------------|----------------|---|--|---|
| 0399999. Total General Account - U.S. Affiliates | | | | | | | 0 | 0 | 0 | 0 | 0 | 0 |
| 0699999. Total General Account - Non-U.S. Affiliates | | | | | | | 0 | 0 | 0 | 0 | 0 | 0 |
| 0799999. Total General Account - Affiliates | | | | | | | 0 | 0 | 0 | 0 | 0 | 0 |
| 65315 | 04-6076039 | 09/01/1987 | LIBERTY LIFE ASSURANCE COMPANY OF BOSTON | NH | CO/I | OL | 6,094,219 | 4,916,236 | 0 | 0 | 0 | 0 |
| 68608 | 91-0742147 | 07/01/1987 | SYMETRA LIFE INSURANCE COMPANY | IA | MCO/I | OL | 10,476,940 | 0 | 76,864 | 0 | 360,495 | 0 |
| 0899999. General Account - U.S. Non-Affiliates | | | | | | | 16,571,159 | 4,916,236 | 76,864 | 0 | 360,495 | 0 |
| 1099999. Total General Account - Non-Affiliates | | | | | | | 16,571,159 | 4,916,236 | 76,864 | 0 | 360,495 | 0 |
| 1199999. Total General Account | | | | | | | 16,571,159 | 4,916,236 | 76,864 | 0 | 360,495 | 0 |
| 1499999. Total Separate Accounts - U.S. Affiliates | | | | | | | 0 | 0 | 0 | 0 | 0 | 0 |
| 1799999. Total Separate Accounts - Non-U.S. Affiliates | | | | | | | 0 | 0 | 0 | 0 | 0 | 0 |
| 1899999. Total Separate Accounts - Affiliates | | | | | | | 0 | 0 | 0 | 0 | 0 | 0 |
| 2199999. Total Separate Accounts - Non-Affiliates | | | | | | | 0 | 0 | 0 | 0 | 0 | 0 |
| 2299999. Total Separate Accounts | | | | | | | 0 | 0 | 0 | 0 | 0 | 0 |
| 2399999. Total U.S. (Sum of 0399999, 0899999, 1499999 and 1999999) | | | | | | | 16,571,159 | 4,916,236 | 76,864 | 0 | 360,495 | 0 |
| 2499999. Total Non-U.S. (Sum of 0699999, 0999999, 1799999 and 2099999) | | | | | | | 0 | 0 | 0 | 0 | 0 | 0 |
| 9999999 - Totals | | | | | | | 16,571,159 | 4,916,236 | 76,864 | 0 | 360,495 | 0 |

ANNUAL STATEMENT FOR THE YEAR 2021 OF THE Integrity Life Insurance Company

SCHEDULE S - PART 1 - SECTION 2

Reinsurance Assumed Accident and Health Insurance Listed by Reinsured Company as of December 31, Current Year

| 1 NAIC Company Code | 2 ID Number | 3 Effective Date | 4 Name of Reinsured | 5 Domiciliary Jurisdiction | 6 Type of Reinsurance Assumed | 7 Type of Business Assumed | 8 Premiums | 9 Unearned Premiums | 10 Reserve Liability Other Than for Unearned Premiums | 11 Reinsurance Payable on Paid and Unpaid Losses | 12 Modified Coinsurance Reserve | 13 Funds Withheld Under Coinsurance |
|------------------------------|-------------------|------------------------|------------------------|----------------------------------|--|-------------------------------------|---------------|---------------------------|---|---|--|---|
| NONE | | | | | | | | | | | | |
| 9999999 - Totals | | | | | | | | | | | | |

ANNUAL STATEMENT FOR THE YEAR 2021 OF THE Integrity Life Insurance Company

SCHEDULE S - PART 3 - SECTION 1

Reinsurance Ceded Life Insurance, Annuities, Deposit Funds and Other Liabilities Without Life or Disability Contingencies, and Related Benefits Listed by Reinsuring Company as of December 31, Current Year

| 1 NAIC Company Code | 2 ID Number | 3 Effective Date | 4 Name of Company | 5 Domi- ciliary Juris- diction | 6 Type of Reinsurance Ceded | 7 Type of Business Ceded | 8 Amount in Force at End of Year | Reserve Credit Taken | | 11 Premiums | Outstanding Surplus Relief | | 14 Modified Coinsurance Reserve | 15 Funds Withheld Under Coinsurance |
|------------------------------|-------------------|------------------------|---|--|--------------------------------------|-----------------------------------|--|----------------------|------------------|----------------|----------------------------|------------------|--|--|
| | | | | | | | | 9 Current Year | 10 Prior Year | | 12 Current Year | 13 Prior Year | | |
| 0399999 | | | Total General Account - Authorized U.S. Affiliates | | | | 0 | 0 | 0 | 0 | 0 | 0 | 0 | 0 |
| 0699999 | | | Total General Account - Authorized Non-U.S. Affiliates | | | | 0 | 0 | 0 | 0 | 0 | 0 | 0 | 0 |
| 0799999 | | | Total General Account - Authorized Affiliates | | | | 0 | 0 | 0 | 0 | 0 | 0 | 0 | 0 |
| 60488 | 25-0598210 | 06/01/1986 | AMERICAN GENERAL LIFE INSURANCE COMPANY | TX | MCO/L | OL | 13,842,902 | 0 | 0 | 168,030 | 0 | 0 | 1,037,029 | 0 |
| 87572 | 23-2038295 | 12/31/1990 | SCOTTISH RE U.S. INC | DE | CO/L | FA | 0 | 656,047 | 636,508 | 0 | 0 | 0 | 0 | 0 |
| 0899999 | | | General Account - Authorized U.S. Non-Affiliates | | | | 13,842,902 | 656,047 | 636,508 | 168,030 | 0 | 0 | 1,037,029 | 0 |
| 1099999 | | | Total General Account - Authorized Non-Affiliates | | | | 13,842,902 | 656,047 | 636,508 | 168,030 | 0 | 0 | 1,037,029 | 0 |
| 1199999 | | | Total General Account Authorized | | | | 13,842,902 | 656,047 | 636,508 | 168,030 | 0 | 0 | 1,037,029 | 0 |
| 1499999 | | | Total General Account - Unauthorized U.S. Affiliates | | | | 0 | 0 | 0 | 0 | 0 | 0 | 0 | 0 |
| 1799999 | | | Total General Account - Unauthorized Non-U.S. Affiliates | | | | 0 | 0 | 0 | 0 | 0 | 0 | 0 | 0 |
| 1899999 | | | Total General Account - Unauthorized Affiliates | | | | 0 | 0 | 0 | 0 | 0 | 0 | 0 | 0 |
| 2199999 | | | Total General Account - Unauthorized Non-Affiliates | | | | 0 | 0 | 0 | 0 | 0 | 0 | 0 | 0 |
| 2299999 | | | Total General Account Unauthorized | | | | 0 | 0 | 0 | 0 | 0 | 0 | 0 | 0 |
| 2599999 | | | Total General Account - Certified U.S. Affiliates | | | | 0 | 0 | 0 | 0 | 0 | 0 | 0 | 0 |
| 2899999 | | | Total General Account - Certified Non-U.S. Affiliates | | | | 0 | 0 | 0 | 0 | 0 | 0 | 0 | 0 |
| 2999999 | | | Total General Account - Certified Affiliates | | | | 0 | 0 | 0 | 0 | 0 | 0 | 0 | 0 |
| 3299999 | | | Total General Account - Certified Non-Affiliates | | | | 0 | 0 | 0 | 0 | 0 | 0 | 0 | 0 |
| 3399999 | | | Total General Account Certified | | | | 0 | 0 | 0 | 0 | 0 | 0 | 0 | 0 |
| 3699999 | | | Total General Account - Reciprocal Jurisdiction U.S. Affiliates | | | | 0 | 0 | 0 | 0 | 0 | 0 | 0 | 0 |
| 3999999 | | | Total General Account - Reciprocal Jurisdiction Non-U.S. Affiliates | | | | 0 | 0 | 0 | 0 | 0 | 0 | 0 | 0 |
| 4099999 | | | Total General Account - Reciprocal Jurisdiction Affiliates | | | | 0 | 0 | 0 | 0 | 0 | 0 | 0 | 0 |
| 4399999 | | | Total General Account - Reciprocal Jurisdiction Non-Affiliates | | | | 0 | 0 | 0 | 0 | 0 | 0 | 0 | 0 |
| 4499999 | | | Total General Account Reciprocal Jurisdiction | | | | 0 | 0 | 0 | 0 | 0 | 0 | 0 | 0 |
| 4599999 | | | Total General Account Authorized, Unauthorized, Reciprocal Jurisdiction and Certified | | | | 13,842,902 | 656,047 | 636,508 | 168,030 | 0 | 0 | 1,037,029 | 0 |
| 4899999 | | | Total Separate Accounts - Authorized U.S. Affiliates | | | | 0 | 0 | 0 | 0 | 0 | 0 | 0 | 0 |
| 5199999 | | | Total Separate Accounts - Authorized Non-U.S. Affiliates | | | | 0 | 0 | 0 | 0 | 0 | 0 | 0 | 0 |
| 5299999 | | | Total Separate Accounts - Authorized Affiliates | | | | 0 | 0 | 0 | 0 | 0 | 0 | 0 | 0 |
| 5599999 | | | Total Separate Accounts - Authorized Non-Affiliates | | | | 0 | 0 | 0 | 0 | 0 | 0 | 0 | 0 |
| 5699999 | | | Total Separate Accounts Authorized | | | | 0 | 0 | 0 | 0 | 0 | 0 | 0 | 0 |
| 5999999 | | | Total Separate Accounts - Unauthorized U.S. Affiliates | | | | 0 | 0 | 0 | 0 | 0 | 0 | 0 | 0 |
| 6299999 | | | Total Separate Accounts - Unauthorized Non-U.S. Affiliates | | | | 0 | 0 | 0 | 0 | 0 | 0 | 0 | 0 |
| 6399999 | | | Total Separate Accounts - Unauthorized Affiliates | | | | 0 | 0 | 0 | 0 | 0 | 0 | 0 | 0 |
| 6699999 | | | Total Separate Accounts - Unauthorized Non-Affiliates | | | | 0 | 0 | 0 | 0 | 0 | 0 | 0 | 0 |
| 6799999 | | | Total Separate Accounts Unauthorized | | | | 0 | 0 | 0 | 0 | 0 | 0 | 0 | 0 |
| 7099999 | | | Total Separate Accounts - Certified U.S. Affiliates | | | | 0 | 0 | 0 | 0 | 0 | 0 | 0 | 0 |
| 7399999 | | | Total Separate Accounts - Certified Non-U.S. Affiliates | | | | 0 | 0 | 0 | 0 | 0 | 0 | 0 | 0 |
| 7499999 | | | Total Separate Accounts - Certified Affiliates | | | | 0 | 0 | 0 | 0 | 0 | 0 | 0 | 0 |
| 7799999 | | | Total Separate Accounts - Certified Non-Affiliates | | | | 0 | 0 | 0 | 0 | 0 | 0 | 0 | 0 |
| 7899999 | | | Total Separate Accounts Certified | | | | 0 | 0 | 0 | 0 | 0 | 0 | 0 | 0 |
| 8199999 | | | Total Separate Accounts - Reciprocal Jurisdiction U.S. Affiliates | | | | 0 | 0 | 0 | 0 | 0 | 0 | 0 | 0 |
| 8499999 | | | Total Separate Accounts - Reciprocal Jurisdiction Non-U.S. Affiliates | | | | 0 | 0 | 0 | 0 | 0 | 0 | 0 | 0 |
| 8599999 | | | Total Separate Accounts - Reciprocal Jurisdiction Affiliates | | | | 0 | 0 | 0 | 0 | 0 | 0 | 0 | 0 |
| 8899999 | | | Total Separate Accounts - Reciprocal Jurisdiction Non-Affiliates | | | | 0 | 0 | 0 | 0 | 0 | 0 | 0 | 0 |
| 8999999 | | | Total Separate Accounts Reciprocal Jurisdiction | | | | 0 | 0 | 0 | 0 | 0 | 0 | 0 | 0 |
| 9099999 | | | Total Separate Accounts Authorized, Unauthorized, Reciprocal Jurisdiction and Certified | | | | 0 | 0 | 0 | 0 | 0 | 0 | 0 | 0 |
| 9199999 | | | Total U.S. (Sum of 0399999, 0899999, 1499999, 1999999, 2599999, 3099999, 3699999, 4199999, 4899999, 5399999, 5999999, 6499999, 7099999, 7599999, 8199999 and 8699999) | | | | 13,842,902 | 656,047 | 636,508 | 168,030 | 0 | 0 | 1,037,029 | 0 |
| 9299999 | | | Total Non-U.S. (Sum of 0699999, 0999999, 1799999, 2099999, 2899999, 3199999, 3999999, 4299999, 5199999, 5499999, 6299999, 6599999, 7399999, 7699999, 8499999 and 8799999) | | | | 0 | 0 | 0 | 0 | 0 | 0 | 0 | 0 |
| 9999999 | | | - Totals | | | | 13,842,902 | 656,047 | 636,508 | 168,030 | 0 | 0 | 1,037,029 | 0 |

Schedule S - Part 3 - Section 2

NONE

Schedule S - Part 4

NONE

Schedule S - Part 4 - Bank Footnote

NONE

Schedule S - Part 5

NONE

Schedule S - Part 5 - Bank Footnote

NONE

ANNUAL STATEMENT FOR THE YEAR 2021 OF THE Integrity Life Insurance Company

SCHEDULE S - PART 6

Five Year Exhibit of Reinsurance Ceded Business
(\$000 Omitted)

| | 1 2021 | 2 2020 | 3 2019 | 4 2018 | 5 2017 |
|--|-----------|-----------|-----------|-----------|-----------|
| A. OPERATIONS ITEMS | | | | | |
| 1. Premiums and annuity considerations for life and accident and health contracts | 168 | 148 | 168 | 780 | 1,147 |
| 2. Commissions and reinsurance expense allowances | (3) | (2) | (3) | 876 | 1,211 |
| 3. Contract claims | 279 | 386 | 600 | 35,444 | 53,534 |
| 4. Surrender benefits and withdrawals for life contracts | | | | | |
| 5. Dividends to policyholders and refunds to members | | | | | |
| 6. Reserve adjustments on reinsurance ceded | 51 | (24) | (111) | (737,869) | (72,074) |
| 7. Increase in aggregate reserve for life and accident and health contracts | 20 | (34) | (142) | (761) | (237) |
| B. BALANCE SHEET ITEMS | | | | | |
| 8. Premiums and annuity considerations for life and accident and health contracts deferred and uncollected | 0 | 0 | 0 | 0 | 197 |
| 9. Aggregate reserves for life and accident and health contracts | 656 | 637 | 671 | 813 | 1,574 |
| 10. Liability for deposit-type contracts | | | | | |
| 11. Contract claims unpaid | 0 | 0 | 0 | 0 | 36 |
| 12. Amounts recoverable on reinsurance | 6 | 6 | 209 | 0 | 14,742 |
| 13. Experience rating refunds due or unpaid | | | | | |
| 14. Policyholders' dividends and refunds to members (not included in Line 10) | | | | | |
| 15. Commissions and reinsurance expense allowances due | | | | | |
| 16. Unauthorized reinsurance offset | 0 | 0 | 0 | 0 | 0 |
| 17. Offset for reinsurance with Certified Reinsurers | | | | | |
| C. UNAUTHORIZED REINSURANCE (DEPOSITS BY AND FUNDS WITHHELD FROM) | | | | | |
| 18. Funds deposited by and withheld from (F) | 0 | 0 | 0 | 0 | 0 |
| 19. Letters of credit (L) | 0 | 0 | 0 | 0 | 0 |
| 20. Trust agreements (T) | 0 | 0 | 0 | 0 | 0 |
| 21. Other (O) | 0 | 0 | 0 | 0 | 0 |
| D. REINSURANCE WITH CERTIFIED REINSURERS (DEPOSITS BY AND FUNDS WITHHELD FROM) | | | | | |
| 22. Multiple Beneficiary Trust | | | | | |
| 23. Funds deposited by and withheld from (F) | | | | | |
| 24. Letters of credit (L) | | | | | |
| 25. Trust agreements (T) | | | | | |
| 26. Other (O) | | | | | |

ANNUAL STATEMENT FOR THE YEAR 2021 OF THE Integrity Life Insurance Company

SCHEDULE S - PART 7

Restatement of Balance Sheet to Identify Net Credit for Ceded Reinsurance

| | 1 As Reported (net of ceded) | 2 Restatement Adjustments | 3 Restated (gross of ceded) |
|--|------------------------------------|---------------------------------|-----------------------------------|
| ASSETS (Page 2, Col. 3) | | | |
| 1. Cash and invested assets (Line 12) | 7,819,634,431 | | 7,819,634,431 |
| 2. Reinsurance (Line 16) | 246,598 | (246,598) | 0 |
| 3. Premiums and considerations (Line 15) | 0 | 0 | 0 |
| 4. Net credit for ceded reinsurance | XXX | 902,645 | 902,645 |
| 5. All other admitted assets (balance) | 51,622,126 | | 51,622,126 |
| 6. Total assets excluding Separate Accounts (Line 26) | 7,871,503,155 | 656,047 | 7,872,159,202 |
| 7. Separate Account assets (Line 27) | 2,084,803,187 | | 2,084,803,187 |
| 8. Total assets (Line 28) | 9,956,306,342 | 656,047 | 9,956,962,389 |
| LIABILITIES, CAPITAL AND SURPLUS (Page 3) | | | |
| 9. Contract reserves (Lines 1 and 2) | 5,069,131,424 | 656,047 | 5,069,787,471 |
| 10. Liability for deposit-type contracts (Line 3) | 919,393,347 | | 919,393,347 |
| 11. Claim reserves (Line 4) | 278,342 | 0 | 278,342 |
| 12. Policyholder dividends/member refunds/reserves (Lines 5 through 7) | 0 | | 0 |
| 13. Premium & annuity considerations received in advance (Line 8) | 0 | | 0 |
| 14. Other contract liabilities (Line 9) | 17,338,914 | | 17,338,914 |
| 15. Reinsurance in unauthorized companies (Line 24.02 minus inset amount) | 0 | 0 | 0 |
| 16. Funds held under reinsurance treaties with unauthorized reinsurers (Line 24.03 minus inset amount) | 0 | | 0 |
| 17. Reinsurance with Certified Reinsurers (Line 24.02 inset amount) | 0 | | 0 |
| 18. Funds held under reinsurance treaties with Certified Reinsurers (Line 24.03 inset amount) | 0 | | 0 |
| 19. All other liabilities (balance) | 383,927,621 | | 383,927,621 |
| 20. Total liabilities excluding Separate Accounts (Line 26) | 6,390,069,648 | 656,047 | 6,390,725,695 |
| 21. Separate Account liabilities (Line 27) | 2,084,803,187 | | 2,084,803,187 |
| 22. Total liabilities (Line 28) | 8,474,872,835 | 656,047 | 8,475,528,882 |
| 23. Capital & surplus (Line 38) | 1,481,433,507 | XXX | 1,481,433,507 |
| 24. Total liabilities, capital & surplus (Line 39) | 9,956,306,342 | 656,047 | 9,956,962,389 |
| NET CREDIT FOR CEDED REINSURANCE | | | |
| 25. Contract reserves | 656,047 | | |
| 26. Claim reserves | 0 | | |
| 27. Policyholder dividends/reserves | 0 | | |
| 28. Premium & annuity considerations received in advance | 0 | | |
| 29. Liability for deposit-type contracts | 0 | | |
| 30. Other contract liabilities | 0 | | |
| 31. Reinsurance ceded assets | 246,598 | | |
| 32. Other ceded reinsurance recoverables | 0 | | |
| 33. Total ceded reinsurance recoverables | 902,645 | | |
| 34. Premiums and considerations | 0 | | |
| 35. Reinsurance in unauthorized companies | 0 | | |
| 36. Funds held under reinsurance treaties with unauthorized reinsurers | 0 | | |
| 37. Reinsurance with Certified Reinsurers | 0 | | |
| 38. Funds held under reinsurance treaties with Certified Reinsurers | 0 | | |
| 39. Other ceded reinsurance payables/offsets | 0 | | |
| 40. Total ceded reinsurance payable/offsets | 0 | | |
| 41. Total net credit for ceded reinsurance | 902,645 | | |

ANNUAL STATEMENT FOR THE YEAR 2021 OF THE Integrity Life Insurance Company

SCHEDULE T - PART 2
INTERSTATE COMPACT - EXHIBIT OF PREMIUMS WRITTEN

Allocated by States and Territories

| | | | Direct Business Only | | | | 6 Totals |
|------------------------------|-----|---------|-------------------------------------|--|---|--|---------------|
| | | | 1 Life (Group and Individual) | 2 Annuities (Group and Individual) | 3 Disability Income (Group and Individual) | 4 Long-Term Care (Group and Individual) | |
| States, Etc. | | | | | | | |
| 1. Alabama | AL | 8,520 | 4,495,076 | | | 396,903 | 4,900,499 |
| 2. Alaska | AK | 0 | 349,335 | | | 0 | 349,335 |
| 3. Arizona | AZ | 1,958 | 4,816,839 | | | 236,448 | 5,055,245 |
| 4. Arkansas | AR | 90 | 3,506,399 | | | 0 | 3,506,489 |
| 5. California | CA | 10,525 | 18,921,879 | | | 3,085,117 | 22,017,521 |
| 6. Colorado | CO | 5,669 | 6,687,240 | | | 223,317 | 6,916,226 |
| 7. Connecticut | CT | 103 | 8,188,717 | | | 193,237 | 8,382,057 |
| 8. Delaware | DE | 2,450 | 1,544,542 | | | 0 | 1,546,992 |
| 9. District of Columbia | DC | 0 | 613,314 | | | 478,061 | 1,091,375 |
| 10. Florida | FL | 18,714 | 40,565,107 | | | 2,601,215 | 43,185,036 |
| 11. Georgia | GA | 11,611 | 6,681,265 | | | 1,023,697 | 7,716,573 |
| 12. Hawaii | HI | 3,098 | 2,551,615 | | | 215,903 | 2,770,616 |
| 13. Idaho | ID | 157 | 1,367,356 | | | 338,490 | 1,706,003 |
| 14. Illinois | IL | 44,142 | 14,621,463 | | | 635,468 | 15,301,073 |
| 15. Indiana | IN | 5,180 | 8,731,416 | | | 751,588 | 9,488,184 |
| 16. Iowa | IA | 33,629 | 2,737,119 | | | 0 | 2,770,748 |
| 17. Kansas | KS | 5,327 | 3,736,514 | | | 300,000 | 4,041,841 |
| 18. Kentucky | KY | 200 | 10,192,151 | | | 142,282 | 10,334,633 |
| 19. Louisiana | LA | 0 | 5,061,005 | | | 686,000 | 5,747,005 |
| 20. Maine | ME | 0 | 2,608,065 | | | 183,498 | 2,791,563 |
| 21. Maryland | MD | 15,739 | 5,037,163 | | | 4,138,631 | 9,191,533 |
| 22. Massachusetts | MA | 157 | 6,063,950 | | | 3,596,213 | 9,660,320 |
| 23. Michigan | MI | 709 | 11,260,252 | | | 1,925,103 | 13,186,064 |
| 24. Minnesota | MN | 26,630 | 4,255,271 | | | 65,729 | 4,347,630 |
| 25. Mississippi | MS | 1,618 | 1,580,765 | | | 0 | 1,582,383 |
| 26. Missouri | MO | 8,176 | 5,509,174 | | | 200,000 | 5,717,350 |
| 27. Montana | MT | 2 | 25,000 | | | 0 | 25,002 |
| 28. Nebraska | NE | 5,080 | 827,303 | | | 0 | 832,383 |
| 29. Nevada | NV | 132 | 1,877,192 | | | 150,000 | 2,027,324 |
| 30. New Hampshire | NH | 0 | 1,740,165 | | | 0 | 1,740,165 |
| 31. New Jersey | NJ | 0 | 24,033,435 | | | 1,139,911 | 25,173,346 |
| 32. New Mexico | NM | 2,231 | 2,036,036 | | | 55,487 | 2,093,754 |
| 33. New York | NY | 902 | 3,371,896 | | | 0 | 3,372,798 |
| 34. North Carolina | NC | 194 | 14,935,120 | | | 1,555,145 | 16,490,459 |
| 35. North Dakota | ND | 0 | 0 | | | 0 | 0 |
| 36. Ohio | OH | 94,941 | 50,739,886 | | | 4,170,410,818 | 4,221,245,645 |
| 37. Oklahoma | OK | 6,933 | 2,611,877 | | | 0 | 2,618,810 |
| 38. Oregon | OR | 1,434 | 5,532,254 | | | 2,911,182 | 8,444,870 |
| 39. Pennsylvania | PA | 75,205 | 31,116,410 | | | 3,479,934 | 34,671,549 |
| 40. Rhode Island | RI | 0 | 629,119 | | | 1,257,000 | 1,886,119 |
| 41. South Carolina | SC | 6,953 | 4,902,806 | | | 457,862 | 5,367,621 |
| 42. South Dakota | SD | 3,062 | 622,423 | | | 0 | 625,485 |
| 43. Tennessee | TN | 3,543 | 5,209,763 | | | 647,480 | 5,860,786 |
| 44. Texas | TX | 4,242 | 20,330,426 | | | 3,971,167 | 24,305,835 |
| 45. Utah | UT | 0 | 1,564,817 | | | 0 | 1,564,817 |
| 46. Vermont | VT | 0 | 1,101,034 | | | 0 | 1,101,034 |
| 47. Virginia | VA | 259 | 4,120,078 | | | 116,867 | 4,237,204 |
| 48. Washington | WA | 3,805 | 8,295,301 | | | 1,190,342 | 9,489,448 |
| 49. West Virginia | WV | 7,697 | 1,552,260 | | | 0 | 1,559,957 |
| 50. Wisconsin | WI | 1,028 | 3,497,878 | | | 0 | 3,498,906 |
| 51. Wyoming | WY | 0 | 28,220 | | | 0 | 28,220 |
| 52. American Samoa | AS | 0 | 0 | | | 0 | 0 |
| 53. Guam | GU | 0 | 0 | | | 0 | 0 |
| 54. Puerto Rico | PR | 0 | 0 | | | 0 | 0 |
| 55. U.S. Virgin Islands | VI | 0 | 0 | | | 0 | 0 |
| 56. Northern Mariana Islands | MP | 0 | 0 | | | 0 | 0 |
| 57. Canada | CAN | 0 | 0 | | | 0 | 0 |
| 58. Aggregate Other Alien | OT | 0 | 531,790 | | | 0 | 531,790 |
| 59. Total | | 422,045 | 372,915,481 | 0 | 0 | 4,208,760,095 | 4,582,097,621 |

ANNUAL STATEMENT FOR THE YEAR 2021 OF THE Integrity Life Insurance Company

SCHEDULE Y
PART 1A - DETAIL OF INSURANCE HOLDING COMPANY SYSTEM

| 1 | 2 | 3 | 4 | 5 | 6 | 7 | 8 | 9 | 10 | 11 | 12 | 13 | 14 | 15 | 16 |
|------------|------------------------|-------------------|------------|--------------|-----|--|--|----------------------|----------------------------------|---|--|--|--|-------------------------------------|----|
| Group Code | Group Name | NAIC Company Code | ID Number | Federal RSSD | CIK | Name of Securities Exchange if Publicly Traded (U.S. or International) | Names of Parent, Subsidiaries Or Affiliates | Domiciliary Location | Relationship to Reporting Entity | Directly Controlled by (Name of Entity/Person) | Type of Control (Ownership, Board, Management, Attorney-in-Fact, Influence, Other) | If Control is Ownership Provide Percentage | Ultimate Controlling Entity(ies)/Person(s) | Is an SCA Filing Required? (Yes/No) | * |
| .0836 | Western-Southern Group | .00000 | 47-3228849 | | | | 1373 Lex Road Investor Holdings, LLC | KY | NIA | WS Real Estate Holdings LLC The Western and Southern Life Insurance Co | Ownership | 98.000 | Western & Southern Mutual Holding Co | NO | |
| .0836 | Western-Southern Group | .00000 | | | | | 2014 San Antonio Trust Agreement | OH | NIA | The Western and Southern Life Insurance Co | Ownership | 100.000 | Western & Southern Mutual Holding Co | NO | |
| .0836 | Western-Southern Group | .00000 | | | | | 2017 Houston Trust Agreement | OH | NIA | The Western and Southern Life Insurance Co | Ownership | 100.000 | Western & Southern Mutual Holding Co | NO | |
| .0836 | Western-Southern Group | .00000 | 45-5458388 | | | | 2758 South Main SPE, LLC | NC | NIA | WS Real Estate Holdings LLC The Western and Southern Life Insurance Co | Ownership | 100.000 | Western & Southern Mutual Holding Co | NO | |
| .0836 | Western-Southern Group | .00000 | 81-3013986 | | | | 309 Holdings, LLC | OH | NIA | WS Real Estate Holdings LLC | Ownership | 1.000 | Western & Southern Mutual Holding Co | NO | |
| .0836 | Western-Southern Group | .00000 | 81-3013986 | | | | 309 Holdings, LLC | OH | NIA | WS Real Estate Holdings LLC | Ownership | 48.000 | Western & Southern Mutual Holding Co | NO | |
| .0836 | Western-Southern Group | .00000 | 27-1594103 | | | | 506 Phelps Holdings, LLC | OH | NIA | WS Real Estate Holdings LLC | Ownership | 98.000 | Western & Southern Mutual Holding Co | NO | |
| .0836 | Western-Southern Group | .00000 | 86-1791268 | | | | Alta 287 Venture LLC | TX | NIA | WS Real Estate Holdings LLC | Ownership | 98.000 | Western & Southern Mutual Holding Co | NO | |
| .0836 | Western-Southern Group | .00000 | 84-5144260 | | | | Alta at Horizon West, LLC | FL | NIA | WS Real Estate Holdings LLC | Ownership | 98.000 | Western & Southern Mutual Holding Co | NO | |
| .0836 | Western-Southern Group | .00000 | 84-4351262 | | | | Alta Preston Residences, LLC | TX | NIA | WS Real Estate Holdings LLC | Ownership | 98.000 | Western & Southern Mutual Holding Co | NO | |
| .0836 | Western-Southern Group | .00000 | 47-1046102 | | | | Apex Housing Investor Holdings, LLC | KY | NIA | WS Real Estate Holdings LLC | Ownership | 98.000 | Western & Southern Mutual Holding Co | NO | |
| .0836 | Western-Southern Group | .00000 | 82-1476704 | | | | Aravada Kipling Housing Holdings, LLC | CO | NIA | WS Real Estate Holdings LLC | Ownership | 98.000 | Western & Southern Mutual Holding Co | NO | |
| .0836 | Western-Southern Group | .00000 | 83-3057118 | | | | Beardsley Inv. Holdings, LLC | AZ | NIA | WSLR Holdings LLC | Ownership | 98.000 | Western & Southern Mutual Holding Co | NO | |
| .0836 | Western-Southern Group | .00000 | 45-5439068 | | | | Belle Housing Investor Holdings, Inc. | NC | NIA | WS Real Estate Holdings LLC | Ownership | 98.000 | Western & Southern Mutual Holding Co | NO | |
| .0836 | Western-Southern Group | .00000 | 83-4499681 | | | | Blackstone Real Estate Investment Trust | NY | NIA | WS Real Estate Holdings LLC | Ownership | 100.000 | Western & Southern Mutual Holding Co | NO | |
| .0836 | Western-Southern Group | .00000 | 82-0887717 | | | | BP Summerville Investor Holdings, LLC | SC | NIA | WS Real Estate Holdings LLC | Ownership | 98.000 | Western & Southern Mutual Holding Co | NO | |
| .0836 | Western-Southern Group | .00000 | 45-5458332 | | | | BY Apartment Investor Holding, LLC | MD | NIA | WS Real Estate Holdings LLC | Ownership | 98.000 | Western & Southern Mutual Holding Co | NO | |
| .0836 | Western-Southern Group | .00000 | 35-2431972 | | | | Canal Senate Apartments LLC | IN | NIA | WS Real Estate Holdings LLC | Ownership | 100.000 | Western & Southern Mutual Holding Co | NO | |
| .0836 | Western-Southern Group | .00000 | 82-0894869 | | | | Cape Barnstable Investor Holdings, LLC | MA | NIA | WS Real Estate Holdings LLC | Ownership | 98.000 | Western & Southern Mutual Holding Co | NO | |
| .0836 | Western-Southern Group | .00000 | 20-8819502 | | | | Carmel Holdings, LLC | IN | NIA | WS Real Estate Holdings LLC | Ownership | 98.000 | Western & Southern Mutual Holding Co | NO | |
| .0836 | Western-Southern Group | .00000 | 20-5862349 | | | | Carmel Hotel, LLC | IN | NIA | Carmel Holdings, LLC | Ownership | 36.260 | Western & Southern Mutual Holding Co | NO | |
| .0836 | Western-Southern Group | .00000 | 31-1449186 | | | | Carthage Senior Housing Ltd | OH | NIA | WS Real Estate Holdings LLC | Ownership | 98.000 | Western & Southern Mutual Holding Co | NO | |
| .0836 | Western-Southern Group | .00000 | 82-4579654 | | | | Cedar Park Senior Inv. Holdings, LLC | TX | NIA | WSLR Holdings LLC | Ownership | 100.000 | Western & Southern Mutual Holding Co | NO | |
| .0836 | Western-Southern Group | .00000 | 83-2482456 | | | | Cenizo Apts Inv. Holdings, LLC | TX | NIA | WS Real Estate Holdings LLC The Western and Southern Life Insurance Co | Ownership | 98.000 | Western & Southern Mutual Holding Co | NO | |
| .0836 | Western-Southern Group | .00000 | 75-2808126 | | | | Centreport Partners LP | TX | NIA | WS Real Estate Holdings LLC The Western and Southern Life Insurance Co | Ownership | 25.250 | Western & Southern Mutual Holding Co | NO | |
| .0836 | Western-Southern Group | .00000 | 83-4249257 | | | | Charlotte Park Investor Holdings, LLC | NC | NIA | WSLR Holdings LLC | Ownership | 98.000 | Western & Southern Mutual Holding Co | NO | |
| .0836 | Western-Southern Group | .00000 | 82-1650525 | | | | Chattanooga Southside Housing Investor Holdings, LLC | TN | NIA | WS Real Estate Holdings LLC The Western and Southern Life Insurance Co | Ownership | 98.000 | Western & Southern Mutual Holding Co | NO | |
| .0836 | Western-Southern Group | .00000 | 85-3863649 | | | | Chestnut Anchor Healthcare Fund II LP | TX | NIA | WS Real Estate Holdings LLC The Western and Southern Life Insurance Co | Ownership | 25.000 | Western & Southern Mutual Holding Co | NO | |
| .0836 | Western-Southern Group | .00000 | 81-2810787 | | | | Chestnut Healthcare Partners, LP | TN | NIA | WS Real Estate Holdings LLC The Western and Southern Life Insurance Co | Ownership | 21.350 | Western & Southern Mutual Holding Co | NO | |
| .0836 | Western-Southern Group | .00000 | 23-1691523 | | | | Cincinnati Analyst Inc | OH | NIA | Columbus Life Insurance Co | Ownership | 100.000 | Western & Southern Mutual Holding Co | NO | |
| .0836 | Western-Southern Group | .00000 | 83-3238622 | | | | Cincinnati CBD Holdings, LLC | OH | NIA | WS Real Estate Holdings LLC The Western and Southern Life Insurance Co | Ownership | 100.000 | Western & Southern Mutual Holding Co | NO | |
| .0836 | Western-Southern Group | .00000 | 61-1454115 | | | | Cincinnati New Markets Fund LLC | OH | NIA | WS Real Estate Holdings LLC The Western and Southern Life Insurance Co | Ownership | 14.660 | Western & Southern Mutual Holding Co | NO | |
| .0836 | Western-Southern Group | .00000 | 20-0434449 | | | | Cleveland East Hotel LLC | OH | NIA | WS CEH LLC The Western and Southern Life Insurance Co | Ownership | 37.000 | Western & Southern Mutual Holding Co | NO | |
| .0836 | Western-Southern Group | .99937 | 31-1191427 | | | | Columbus Life Insurance Co | OH | IA | WS Real Estate Holdings LLC | Ownership | 100.000 | Western & Southern Mutual Holding Co | NO | |
| .0836 | Western-Southern Group | .00000 | 85-1998953 | | | | Courtland Apartments, LLC | GA | NIA | WS Real Estate Holdings LLC | Ownership | 98.000 | Western & Southern Mutual Holding Co | NO | |
| .0836 | Western-Southern Group | .00000 | 81-3364944 | | | | Cove Housing Investor Holdings, LLC | OR | NIA | WS Real Estate Holdings LLC | Ownership | 98.000 | Western & Southern Mutual Holding Co | NO | |
| .0836 | Western-Southern Group | .00000 | 84-2300932 | | | | Covington Apt. Holdings, LLC | AZ | NIA | WS Real Estate Holdings LLC | Ownership | 98.000 | Western & Southern Mutual Holding Co | NO | |
| .0836 | Western-Southern Group | .00000 | 46-5593932 | | | | Crabtree Common Apt. Invesotr Holdings, LLC | NC | NIA | WS Real Estate Holdings LLC | Ownership | 98.000 | Western & Southern Mutual Holding Co | NO | |
| .0836 | Western-Southern Group | .00000 | 45-2524597 | | | | Cranberry NP Hotel Company LLC | PA | NIA | NP Cranberry Hotel Holdings, LLC | Ownership | 72.520 | Western & Southern Mutual Holding Co | NO | |
| .0836 | Western-Southern Group | .00000 | 47-3929236 | | | | Crossings Apt. Holdings | UT | NIA | WS Real Estate Holdings LLC | Ownership | 98.000 | Western & Southern Mutual Holding Co | NO | |
| .0836 | Western-Southern Group | .00000 | 46-3421289 | | | | Dallas City Investor Holdings, LLC | TX | NIA | WS Real Estate Holdings LLC | Ownership | 98.000 | Western & Southern Mutual Holding Co | NO | |
| .0836 | Western-Southern Group | .00000 | 20-2681473 | | | | Day Hill Road Land LLC | CT | NIA | WS Real Estate Holdings LLC The Western and Southern Life Insurance Co | Ownership | 74.000 | Western & Southern Mutual Holding Co | NO | |
| .0836 | Western-Southern Group | .00000 | 31-1498142 | | | | Dublin Hotel LLC | OH | NIA | WS Real Estate Holdings LLC | Ownership | 25.000 | Western & Southern Mutual Holding Co | NO | |
| .0836 | Western-Southern Group | .00000 | 47-3945554 | | | | Dunvale Investor Holdings, LLC | TX | NIA | WS Real Estate Holdings LLC | Ownership | 98.000 | Western & Southern Mutual Holding Co | NO | |

ANNUAL STATEMENT FOR THE YEAR 2021 OF THE Integrity Life Insurance Company

SCHEDULE Y

PART 1A - DETAIL OF INSURANCE HOLDING COMPANY SYSTEM

| 1 | 2 | 3 | 4 | 5 | 6 | 7 | 8 | 9 | 10 | 11 | 12 | 13 | 14 | 15 | 16 |
|------------|------------------------|-------------------|------------|--------------|-----|--|---|----------------------|----------------------------------|---|--|--|--|-------------------------------------|----|
| Group Code | Group Name | NAIC Company Code | ID Number | Federal RSSD | CIK | Name of Securities Exchange if Publicly Traded (U.S. or International) | Names of Parent, Subsidiaries Or Affiliates | Domiciliary Location | Relationship to Reporting Entity | Directly Controlled by (Name of Entity/Person) | Type of Control (Ownership, Board, Management, Attorney-in-Fact, Influence, Other) | If Control is Ownership Provide Percentage | Ultimate Controlling Entity(ies)/Person(s) | Is an SCA Filing Required? (Yes/No) | * |
| .0836 | Western-Southern Group | .00000 | 81-1290497 | | | | Eagle Realty Capital Partners, LLC | OH | NIA | Eagle Realty Group, LLC Western & Southern Investment Holdings LLC | Ownership | 100.000 | Western & Southern Mutual Holding Co | NO | |
| .0836 | Western-Southern Group | .00000 | 31-1779165 | | | | Eagle Realty Group, LLC | OH | NIA | | Ownership | 100.000 | Western & Southern Mutual Holding Co | NO | |
| .0836 | Western-Southern Group | .00000 | 31-1779151 | | | | Eagle Realty Investments, Inc | OH | NIA | Eagle Realty Group, LLC The Western and Southern Life Insurance Co | Ownership | 100.000 | Western & Southern Mutual Holding Co | NO | |
| .0836 | Western-Southern Group | .00000 | 82-1940957 | | | | Eagle Rose Apt. Holdings, LLC | NY | NIA | | Ownership | 2.500 | Western & Southern Mutual Holding Co | NO | |
| .0836 | Western-Southern Group | .00000 | 47-1596551 | | | | East Denver Investor Holdings, LLC | CO | NIA | WS Real Estate Holdings LLC | Ownership | 98.000 | Western & Southern Mutual Holding Co | NO | |
| .0836 | Western-Southern Group | .00000 | 46-1383159 | | | | Emerging Markets LLC | OH | NIA | Integrity Life Insurance Co | Ownership | 33.540 | Western & Southern Mutual Holding Co | NO | |
| .0836 | Western-Southern Group | .00000 | 46-1383159 | | | | Emerging Markets LLC | OH | NIA | National Integrity Life Insurance Co | Ownership | 16.980 | Western & Southern Mutual Holding Co | NO | |
| .0836 | Western-Southern Group | .00000 | 46-1383159 | | | | Emerging Markets LLC | OH | NIA | The Lafayette Life Insurance Co | Ownership | 26.370 | Western & Southern Mutual Holding Co | NO | |
| .0836 | Western-Southern Group | .00000 | 46-1383159 | | | | Emerging Markets LLC | OH | NIA | Western-Southern Life Assurance Co | Ownership | 23.110 | Western & Southern Mutual Holding Co | NO | |
| .0836 | Western-Southern Group | .00000 | 86-3736212 | | | | Etowah Joint Venture Partners, LLC | GA | NIA | WS Real Estate Holdings LLC | Ownership | 98.000 | Western & Southern Mutual Holding Co | NO | |
| .0836 | Western-Southern Group | .00000 | 45-5350091 | | | | Flat Apts. Investor Holdings, LLC | IN | NIA | WS Real Estate Holdings LLC | Ownership | 98.000 | Western & Southern Mutual Holding Co | NO | |
| .0836 | Western-Southern Group | .00000 | 82-3668056 | | | | Flats Springhurst Inv Holdings, LLC | KY | NIA | WS Real Estate Holdings LLC | Ownership | 98.000 | Western & Southern Mutual Holding Co | NO | |
| .0836 | Western-Southern Group | .00000 | 82-1492952 | | | | Forsythe Halcyon AA Inv. Holdings, LLC | MA | NIA | WS Real Estate Holdings LLC The Western and Southern Life Insurance Co | Ownership | 98.000 | Western & Southern Mutual Holding Co | NO | |
| .0836 | Western-Southern Group | .00000 | 45-0571051 | | | | Fort Washington Active Fixed Fund | OH | NIA | | Ownership | 41.400 | Western & Southern Mutual Holding Co | NO | |
| .0836 | Western-Southern Group | .00000 | 45-0571051 | | | | Fort Washington Active Fixed Fund | OH | NIA | Integrity Life Insurance Co | Ownership | 4.150 | Western & Southern Mutual Holding Co | NO | |
| .0836 | Western-Southern Group | .00000 | 52-2206044 | | | | Fort Washington Capital Partners, LLC | OH | NIA | Fort Washington Investment Advisors, Inc. | Ownership | 100.000 | Western & Southern Mutual Holding Co | NO | |
| .0837 | Western-Southern Group | .00003 | 31-1727947 | | | | Fort Washington Flexible Income LLC | OH | NIA | Integrity Life Insurance Co The Western and Southern Life Insurance Co | Ownership | 16.570 | Western & Southern Mutual Holding Co | NO | |
| .0836 | Western-Southern Group | .00001 | 31-1727947 | | | | Fort Washington Flexible Income LLC | OH | NIA | | Ownership | 15.380 | Western & Southern Mutual Holding Co | NO | |
| .0836 | Western-Southern Group | .00002 | 31-1727947 | | | | Fort Washington Flexible Income LLC | OH | NIA | Western & Southern Financial Group, Inc. | Ownership | 21.610 | Western & Southern Mutual Holding Co | NO | |
| .0836 | Western-Southern Group | .00000 | 47-3243974 | | | | Fort Washington Global Alpha Domestic Fund LP | OH | NIA | Western & Southern Financial Group, Inc. Fort Washington Global Alpha Domestic Fund LP | Ownership | 99.990 | Western & Southern Mutual Holding Co | NO | |
| .0836 | Western-Southern Group | .00000 | 98-1227949 | | | | Fort Washington Global Alpha Master Fund LP | OH | NIA | | Ownership | 99.470 | Western & Southern Mutual Holding Co | NO | |
| .0836 | Western-Southern Group | .00000 | 31-1702203 | | | | Fort Washington High Yield Invt LLC | OH | NIA | Columbus Life Insurance Co | Ownership | 31.670 | Western & Southern Mutual Holding Co | NO | |
| .0836 | Western-Southern Group | .00000 | 31-1702203 | | | | Fort Washington High Yield Invt LLC | OH | NIA | Integrity Life Insurance Co | Ownership | 6.010 | Western & Southern Mutual Holding Co | NO | |
| .0836 | Western-Southern Group | .00000 | 31-1702203 | | | | Fort Washington High Yield Invt LLC | OH | NIA | National Integrity Life Insurance Co The Western and Southern Life Insurance Co | Ownership | 6.010 | Western & Southern Mutual Holding Co | NO | |
| .0836 | Western-Southern Group | .00000 | 31-1702203 | | | | Fort Washington High Yield Invt LLC | OH | NIA | | Ownership | 1.600 | Western & Southern Mutual Holding Co | NO | |
| .0836 | Western-Southern Group | .00000 | 31-1702203 | | | | Fort Washington High Yield Invt LLC | OH | NIA | Western-Southern Life Assurance Co The Western and Southern Life Insurance Co | Ownership | 40.710 | Western & Southern Mutual Holding Co | NO | |
| .0836 | Western-Southern Group | .00000 | 27-0116330 | | | | Fort Washington High Yield Invt LLC II | OH | NIA | Western & Southern Investment Holdings LLC | Ownership | 21.010 | Western & Southern Mutual Holding Co | NO | |
| .0836 | Western-Southern Group | .00000 | 31-1301863 | | | | Fort Washington Investment Advisors, Inc. | OH | NIA | | Ownership | 100.000 | Western & Southern Mutual Holding Co | NO | |
| .0836 | Western-Southern Group | .00000 | 52-2206041 | | | | Fort Washington PE Invest II LP | OH | NIA | Fort Washington Capital Partners, LLC The Western and Southern Life Insurance Co | Ownership | 0.500 | Western & Southern Mutual Holding Co | NO | |
| .0836 | Western-Southern Group | .00000 | 52-2206041 | | | | Fort Washington PE Invest II LP | OH | NIA | | Ownership | 99.500 | Western & Southern Mutual Holding Co | NO | |
| .0836 | Western-Southern Group | .00000 | 31-1727947 | | | | Fort Washington PE Invest III LP | OH | NIA | Fort Washington Capital Partners, LLC The Western and Southern Life Insurance Co | Ownership | 0.500 | Western & Southern Mutual Holding Co | NO | |
| .0836 | Western-Southern Group | .00000 | 31-1727947 | | | | Fort Washington PE Invest III LP | OH | NIA | | Ownership | 99.500 | Western & Southern Mutual Holding Co | NO | |
| .0836 | Western-Southern Group | .00000 | 16-1648796 | | | | Fort Washington PE Invest IV LP | OH | NIA | Fort Washington Capital Partners, LLC The Western and Southern Life Insurance Co | Ownership | 0.500 | Western & Southern Mutual Holding Co | NO | |
| .0836 | Western-Southern Group | .00000 | 16-1648796 | | | | Fort Washington PE Invest IV LP | OH | NIA | | Ownership | 99.500 | Western & Southern Mutual Holding Co | NO | |
| .0836 | Western-Southern Group | .00000 | 81-1710716 | | | | Fort Washington PE Invest IX | OH | NIA | Fort Washington Capital Partners, LLC The Western and Southern Life Insurance Co | Ownership | 38.320 | Western & Southern Mutual Holding Co | NO | |
| .0836 | Western-Southern Group | .00000 | 81-1710716 | | | | Fort Washington PE Invest IX | OH | NIA | FIWPEI IX GP, LLC The Western and Southern Life Insurance Co | Ownership | 0.500 | Western & Southern Mutual Holding Co | NO | |
| .0836 | Western-Southern Group | .00000 | 81-1710716 | | | | Fort Washington PE Invest IX | OH | NIA | | Ownership | 9.180 | Western & Southern Mutual Holding Co | NO | |
| .0836 | Western-Southern Group | .00000 | 81-1722824 | | | | Fort Washington PE Invest IX-B | OH | NIA | FIWPEI IX GP, LLC The Western and Southern Life Insurance Co | Ownership | 0.500 | Western & Southern Mutual Holding Co | NO | |
| .0836 | Western-Southern Group | .00000 | 81-1722824 | | | | Fort Washington PE Invest IX-B | OH | NIA | | Ownership | 99.500 | Western & Southern Mutual Holding Co | NO | |
| .0836 | Western-Southern Group | .00000 | 81-1997777 | | | | Fort Washington PE Invest IX-K | OH | NIA | FIWPEI IX GP, LLC | Ownership | 0.500 | Western & Southern Mutual Holding Co | NO | |
| .0836 | Western-Southern Group | .00000 | 20-4568842 | | | | Fort Washington PE Invest V LP | OH | NIA | FIWPEI V GP, LLC | Ownership | 0.500 | Western & Southern Mutual Holding Co | NO | |

ANNUAL STATEMENT FOR THE YEAR 2021 OF THE Integrity Life Insurance Company

SCHEDULE Y

PART 1A - DETAIL OF INSURANCE HOLDING COMPANY SYSTEM

| 1 | 2 | 3 | 4 | 5 | 6 | 7 | 8 | 9 | 10 | 11 | 12 | 13 | 14 | 15 | 16 |
|------------|------------------------|-------------------|------------|--------------|-----|--|---|----------------------|----------------------------------|--|--|--|--|-------------------------------------|----|
| Group Code | Group Name | NAIC Company Code | ID Number | Federal RSSD | CIK | Name of Securities Exchange if Publicly Traded (U.S. or International) | Names of Parent, Subsidiaries Or Affiliates | Domiciliary Location | Relationship to Reporting Entity | Directly Controlled by (Name of Entity/Person) | Type of Control (Ownership, Board, Management, Attorney-in-Fact, Influence, Other) | If Control is Ownership Provide Percentage | Ultimate Controlling Entity(ies)/Person(s) | Is an SCA Filing Required? (Yes/No) | * |
| .0836 | Western-Southern Group | .00000 | 20-4568842 | | | | Fort Washington PE Invest V LP | OH | NIA | The Western and Southern Life Insurance Co | Ownership | 45.790 | Western & Southern Mutual Holding Co | NO | |
| .0836 | Western-Southern Group | .00000 | 26-1073680 | | | | Fort Washington PE Invest VI LP | OH | NIA | FWPEI VI GP, LLC | Ownership | 0.500 | Western & Southern Mutual Holding Co | NO | |
| .0836 | Western-Southern Group | .00000 | 26-1073680 | | | | Fort Washington PE Invest VI LP | OH | NIA | The Western and Southern Life Insurance Co | Ownership | 35.470 | Western & Southern Mutual Holding Co | NO | |
| .0836 | Western-Southern Group | .00000 | 27-1321348 | | | | Fort Washington PE Invest VII LP | OH | NIA | FWPEI VII GP, LLC | Ownership | 0.500 | Western & Southern Mutual Holding Co | NO | |
| .0836 | Western-Southern Group | .00000 | 27-1321348 | | | | Fort Washington PE Invest VII LP | OH | NIA | The Western and Southern Life Insurance Co | Ownership | 30.990 | Western & Southern Mutual Holding Co | NO | |
| .0836 | Western-Southern Group | .00000 | 35-2485044 | | | | Fort Washington PE Invest VIII | OH | NIA | FWPEI VIII GP, LLC | Ownership | 0.500 | Western & Southern Mutual Holding Co | NO | |
| .0836 | Western-Southern Group | .00000 | 35-2485044 | | | | Fort Washington PE Invest VIII | OH | NIA | The Western and Southern Life Insurance Co | Ownership | 4.150 | Western & Southern Mutual Holding Co | NO | |
| .0836 | Western-Southern Group | .00000 | 32-0418436 | | | | Fort Washington PE Invest VIII-B | OH | NIA | FWPEI VIII GP, LLC | Ownership | 0.500 | Western & Southern Mutual Holding Co | NO | |
| .0836 | Western-Southern Group | .00000 | 32-0418436 | | | | Fort Washington PE Invest VIII-B | OH | NIA | The Western and Southern Life Insurance Co | Ownership | 99.500 | Western & Southern Mutual Holding Co | NO | |
| .0836 | Western-Southern Group | .00000 | 83-1005851 | | | | Fort Washington PE Invest X | OH | NIA | FWPEI X GP, LLC | Ownership | 0.500 | Western & Southern Mutual Holding Co | NO | |
| .0836 | Western-Southern Group | .00000 | 83-1023433 | | | | Fort Washington PE Invest X-B | OH | NIA | The Western and Southern Life Insurance Co | Ownership | 9.090 | Western & Southern Mutual Holding Co | NO | |
| .0836 | Western-Southern Group | .00000 | 83-1023433 | | | | Fort Washington PE Invest X-B | OH | NIA | FWPEI X GP, LLC | Ownership | 0.500 | Western & Southern Mutual Holding Co | NO | |
| .0836 | Western-Southern Group | .00000 | 83-1023433 | | | | Fort Washington PE Invest X-B | OH | NIA | The Western and Southern Life Insurance Co | Ownership | 99.500 | Western & Southern Mutual Holding Co | NO | |
| .0836 | Western-Southern Group | .00000 | 83-1036934 | | | | Fort Washington PE Invest X-S | OH | NIA | FWPEI X GP, LLC | Ownership | 0.500 | Western & Southern Mutual Holding Co | NO | |
| .0836 | Western-Southern Group | .00000 | 20-5398098 | | | | Fort Washington PE Investors V-B, L.P. | OH | NIA | Fort Washington PE Invest V LP | Ownership | 87.620 | Western & Southern Mutual Holding Co | NO | |
| .0836 | Western-Southern Group | .00000 | 20-5398098 | | | | Fort Washington PE Investors V-B, L.P. | OH | NIA | FWPEI V GP, LLC | Ownership | 0.500 | Western & Southern Mutual Holding Co | NO | |
| .0836 | Western-Southern Group | .00000 | 20-5398156 | | | | Fort Washington PE Investors V-VC, L.P. | OH | NIA | Fort Washington PE Invest V LP | Ownership | 89.590 | Western & Southern Mutual Holding Co | NO | |
| .0836 | Western-Southern Group | .00000 | 20-5398156 | | | | Fort Washington PE Investors V-VC, L.P. | OH | NIA | FWPEI V GP, LLC | Ownership | 0.500 | Western & Southern Mutual Holding Co | NO | |
| .0836 | Western-Southern Group | .00000 | 26-3806629 | | | | Fort Washington PE Opp Fund II, L.P. | OH | NIA | Fort Washington PE Invest V LP | Ownership | 6.700 | Western & Southern Mutual Holding Co | NO | |
| .0836 | Western-Southern Group | .00000 | 26-3806629 | | | | Fort Washington PE Opp Fund II, L.P. | OH | NIA | Fort Washington PE Invest VI LP | Ownership | 9.840 | Western & Southern Mutual Holding Co | NO | |
| .0836 | Western-Southern Group | .00000 | 26-3806629 | | | | Fort Washington PE Opp Fund II, L.P. | OH | NIA | Fort Washington PE Invest VII LP | Ownership | 5.410 | Western & Southern Mutual Holding Co | NO | |
| .0836 | Western-Southern Group | .00000 | 26-3806629 | | | | Fort Washington PE Opp Fund II, L.P. | OH | NIA | FWPEO II GP, LLC | Ownership | 0.500 | Western & Southern Mutual Holding Co | NO | |
| .0836 | Western-Southern Group | .00000 | 26-3806629 | | | | Fort Washington PE Opp Fund II, L.P. | OH | NIA | The Western and Southern Life Insurance Co | Ownership | 15.170 | Western & Southern Mutual Holding Co | NO | |
| .0836 | Western-Southern Group | .00000 | 90-0989164 | | | | Fort Washington PE Opp Fund III, L.P. | OH | NIA | Fort Washington PE Invest VII LP | Ownership | 3.750 | Western & Southern Mutual Holding Co | NO | |
| .0836 | Western-Southern Group | .00000 | 90-0989164 | | | | Fort Washington PE Opp Fund III, L.P. | OH | NIA | Fort Washington PE Invest VIII LP | Ownership | 3.180 | Western & Southern Mutual Holding Co | NO | |
| .0836 | Western-Southern Group | .00000 | 90-0989164 | | | | Fort Washington PE Opp Fund III, L.P. | OH | NIA | FWPEO III GP, LLC | Ownership | 0.500 | Western & Southern Mutual Holding Co | NO | |
| .0836 | Western-Southern Group | .00000 | 90-0989164 | | | | Fort Washington PE Opp Fund III, L.P. | OH | NIA | The Western and Southern Life Insurance Co | Ownership | 6.390 | Western & Southern Mutual Holding Co | NO | |
| .0836 | Western-Southern Group | .00000 | 37-1736757 | | | | Fort Washington PE Opp Fund III-B, L.P. | OH | NIA | FWPEO III GP, LLC | Ownership | 0.500 | Western & Southern Mutual Holding Co | NO | |
| .0836 | Western-Southern Group | .00000 | 37-1736757 | | | | Fort Washington PE Opp Fund III-B, L.P. | OH | NIA | The Western and Southern Life Insurance Co | Ownership | 99.500 | Western & Southern Mutual Holding Co | NO | |
| .0836 | Western-Southern Group | .00000 | 85-1483379 | | | | Fort Washington PE Opp Fund IV, L.P. | OH | NIA | FWPEO IV GP, LLC | Ownership | 0.500 | Western & Southern Mutual Holding Co | NO | |
| .0836 | Western-Southern Group | .00000 | 85-1503656 | | | | Fort Washington PE Opp Fund IV-B, L.P. | OH | NIA | FWPEO IV GP, LLC | Ownership | 0.500 | Western & Southern Mutual Holding Co | NO | |
| .0836 | Western-Southern Group | .00000 | 85-1503656 | | | | Fort Washington PE Opp Fund IV-B, L.P. | OH | NIA | The Western and Southern Life Insurance Co | Ownership | 99.500 | Western & Southern Mutual Holding Co | NO | |
| .0837 | Western-Southern Group | .00001 | 85-1521520 | | | | Fort Washington PE Opp Fund IV-K, L.P. | OH | NIA | FWPEO IV GP, LLC | Ownership | 0.500 | Western & Southern Mutual Holding Co | NO | |
| .0836 | Western-Southern Group | .00000 | 87-2353885 | | | | Fourth and Pike Apartments, LLC | OH | NIA | WS Real Estate Holdings LLC | Ownership | 100.000 | Western & Southern Mutual Holding Co | NO | |
| .0836 | Western-Southern Group | .00000 | 47-1922641 | | | | Frontage Lodge Investor Holdings, LLC | CO | NIA | WS Real Estate Holdings LLC | Ownership | 98.000 | Western & Southern Mutual Holding Co | NO | |
| .0836 | Western-Southern Group | .00000 | 81-1698272 | | | | FWPEI IX GP, LLC | OH | NIA | Fort Washington Investment Advisors, Inc. | Ownership | 100.000 | Western & Southern Mutual Holding Co | NO | |
| .0836 | Western-Southern Group | .00000 | 20-4844372 | | | | FWPEI V GP, LLC | OH | NIA | Fort Washington Investment Advisors, Inc. | Ownership | 100.000 | Western & Southern Mutual Holding Co | NO | |
| .0836 | Western-Southern Group | .00000 | 26-1073669 | | | | FWPEI VI GP, LLC | OH | NIA | Fort Washington Investment Advisors, Inc. | Ownership | 100.000 | Western & Southern Mutual Holding Co | NO | |
| .0836 | Western-Southern Group | .00000 | 27-1321253 | | | | FWPEI VII GP, LLC | OH | NIA | Fort Washington Investment Advisors, Inc. | Ownership | 100.000 | Western & Southern Mutual Holding Co | NO | |
| .0836 | Western-Southern Group | .00000 | 46-3584733 | | | | FWPEI VIII GP, LLC | OH | NIA | Fort Washington Investment Advisors, Inc. | Ownership | 100.000 | Western & Southern Mutual Holding Co | NO | |
| .0836 | Western-Southern Group | .00000 | 83-0980611 | | | | FWPEI X GP, LLC | OH | NIA | Fort Washington Investment Advisors, Inc. | Ownership | 100.000 | Western & Southern Mutual Holding Co | NO | |
| .0836 | Western-Southern Group | .00000 | 26-3806561 | | | | FWPEO II GP, LLC | OH | NIA | Fort Washington Investment Advisors, Inc. | Ownership | 100.000 | Western & Southern Mutual Holding Co | NO | |
| .0836 | Western-Southern Group | .00000 | 46-2895522 | | | | FWPEO III GP, LLC | OH | NIA | Fort Washington Investment Advisors, Inc. | Ownership | 100.000 | Western & Southern Mutual Holding Co | NO | |

ANNUAL STATEMENT FOR THE YEAR 2021 OF THE Integrity Life Insurance Company

SCHEDULE Y

PART 1A - DETAIL OF INSURANCE HOLDING COMPANY SYSTEM

| 1 | 2 | 3 | 4 | 5 | 6 | 7 | 8 | 9 | 10 | 11 | 12 | 13 | 14 | 15 | 16 |
|------------|------------------------|-------------------|------------|--------------|-----|--|---|----------------------|----------------------------------|--|--|--|--|-------------------------------------|----|
| Group Code | Group Name | NAIC Company Code | ID Number | Federal RSSD | CIK | Name of Securities Exchange if Publicly Traded (U.S. or International) | Names of Parent, Subsidiaries Or Affiliates | Domiciliary Location | Relationship to Reporting Entity | Directly Controlled by (Name of Entity/Person) | Type of Control (Ownership, Board, Management, Attorney-in-Fact, Influence, Other) | If Control is Ownership Provide Percentage | Ultimate Controlling Entity(ies)/Person(s) | Is an SCA Filing Required? (Yes/No) | * |
| .0836 | Western-Southern Group | .00000 | 47-4083280 | | | | Gallatin Investor Holdings,LLC | TN | NIA | WS Real Estate Holdings LLC | Ownership | 98.000 | Western & Southern Mutual Holding Co | NO | |
| .0836 | Western-Southern Group | .00000 | 45-3507078 | | | | Galleria Investor Holdings, LLC | TX | NIA | WS Real Estate Holdings LLC | Ownership | 98.000 | Western & Southern Mutual Holding Co | NO | |
| .0836 | Western-Southern Group | .00000 | 26-1553878 | | | | Galveston Summerbrooke Apts LLC | TX | NIA | Summerbrooke Holdings LLC | Ownership | 52.920 | Western & Southern Mutual Holding Co | NO | |
| .0836 | Western-Southern Group | .00000 | 43-2081325 | | | | Gerber Life Agency, LLC | OH | NIA | The Western and Southern Life Insurance Co | Ownership | 100.000 | Western & Southern Mutual Holding Co | NO | |
| .0836 | Western-Southern Group | .70939 | 13-2611847 | | | | Gerber Life Insurance Company | NY | IA | The Western and Southern Life Insurance Co | Ownership | 100.000 | Western & Southern Mutual Holding Co | NO | |
| .0836 | Western-Southern Group | .00000 | 81-2646906 | | | | Golf Countryside Investor Holdings, LLC | FL | NIA | WS Real Estate Holdings LLC | Ownership | 98.000 | Western & Southern Mutual Holding Co | NO | |
| .0836 | Western-Southern Group | .00000 | 81-1670352 | | | | Golf Sabal Inv. Holdings, LLC | FL | NIA | WS Real Estate Holdings LLC | Ownership | 98.000 | Western & Southern Mutual Holding Co | NO | |
| .0836 | Western-Southern Group | .00000 | 82-2495007 | | | | Grand Dunes Senior Holdings, LLC | NC | NIA | WS Real Estate Holdings LLC | Ownership | 98.000 | Western & Southern Mutual Holding Co | NO | |
| .0836 | Western-Southern Group | .00000 | 45-3457194 | | | | GS Multifamily Galleria LLC | TX | NIA | Galleria Investor Holdings, LLC | Ownership | 57.820 | Western & Southern Mutual Holding Co | NO | |
| .0836 | Western-Southern Group | .00000 | 26-3525111 | | | | GS Yorktown Apt LP | TX | NIA | YT Crossing Holdings, LLC | Ownership | 57.820 | Western & Southern Mutual Holding Co | NO | |
| .0836 | Western-Southern Group | .00000 | 26-3108420 | | | | Hearthview Praire Lake Apts LLC | IN | NIA | Prairie Lakes Holdings, LLC | Ownership | 62.720 | Western & Southern Mutual Holding Co | NO | |
| .0836 | Western-Southern Group | .00000 | 31-1328371 | | | | IFS Financial Services, Inc | OH | NIA | Western-Southern Life Assurance Co | Ownership | 100.000 | Western & Southern Mutual Holding Co | NO | |
| .0836 | Western-Southern Group | .74780 | 86-0214103 | | | | Integrity Life Insurance Co | OH | RE | The Western and Southern Life Insurance Co | Ownership | 100.000 | Western & Southern Mutual Holding Co | NO | |
| .0836 | Western-Southern Group | .00000 | 34-1826874 | | | | IR Mall Associates LTD | FL | NIA | The Western and Southern Life Insurance Co | Ownership | 49.500 | Western & Southern Mutual Holding Co | NO | |
| .0836 | Western-Southern Group | .00000 | 81-2358660 | | | | Jacksonville Salisbury Apt Holdings,LLC | FL | NIA | WS Real Estate Holdings LLC | Ownership | 98.000 | Western & Southern Mutual Holding Co | NO | |
| .0836 | Western-Southern Group | .00000 | 85-3569568 | | | | Jomax Holdings, LLC | FL | NIA | WS Real Estate Holdings LLC | Ownership | 98.000 | Western & Southern Mutual Holding Co | NO | |
| .0836 | Western-Southern Group | .00000 | 83-1797000 | | | | Keller Hicks Inv. Holdings, LLC | TX | NIA | WS Real Estate Holdings LLC | Ownership | 98.000 | Western & Southern Mutual Holding Co | NO | |
| .0836 | Western-Southern Group | .00000 | 87-2435757 | | | | Kemah Holdings, LLC | TX | NIA | WS Real Estate Holdings LLC | Ownership | 100.000 | Western & Southern Mutual Holding Co | NO | |
| .0836 | Western-Southern Group | .00000 | 47-4171986 | | | | Kissimmee Investor Holdings, LLC | FL | NIA | WS Real Estate Holdings LLC | Ownership | 98.000 | Western & Southern Mutual Holding Co | NO | |
| .0836 | Western-Southern Group | .00000 | 46-4737222 | | | | LaCenterra Apts. Investor Holdings, LLC | TX | NIA | The Western and Southern Life Insurance Co | Ownership | 98.000 | Western & Southern Mutual Holding Co | NO | |
| .0836 | Western-Southern Group | .00000 | 31-1705445 | | | | LaFrontera Holdings, LLC | TX | NIA | WS Real Estate Holdings LLC | Ownership | 74.250 | Western & Southern Mutual Holding Co | NO | |
| .0836 | Western-Southern Group | .00000 | 83-3004899 | | | | Lennox Zionsville Inv. Holdings,LLC | IN | NIA | WSLR Holdings LLC | Ownership | 98.000 | Western & Southern Mutual Holding Co | NO | |
| .0836 | Western-Southern Group | .00000 | 27-2330466 | | | | Leroy Glen Investment LLC | OH | NIA | The Western and Southern Life Insurance Co | Ownership | 100.000 | Western & Southern Mutual Holding Co | NO | |
| .0836 | Western-Southern Group | .00000 | 47-3380015 | | | | Linthicum Investor Holdings, LLC | MD | NIA | WS Real Estate Holdings LLC | Ownership | 98.000 | Western & Southern Mutual Holding Co | NO | |
| .0836 | Western-Southern Group | .00000 | 35-2123483 | | | | LLIA, Inc. | OH | NIA | The Lafayette Life Insurance Co | Ownership | 100.000 | Western & Southern Mutual Holding Co | NO | |
| .0836 | Western-Southern Group | .00000 | 82-3826695 | | | | Lorraine Senior Inv. Holdings, LLC | FL | NIA | WS Real Estate Holdings LLC | Ownership | 98.000 | Western & Southern Mutual Holding Co | NO | |
| .0836 | Western-Southern Group | .00000 | 47-2577517 | | | | Lytile Park Inn, LLC | OH | NIA | WS Real Estate Holdings LLC | Ownership | 98.000 | Western & Southern Mutual Holding Co | NO | |
| .0836 | Western-Southern Group | .00000 | 47-3966673 | | | | Main Hospitality Holdings | OH | NIA | WS Real Estate Holdings LLC | Ownership | 98.000 | Western & Southern Mutual Holding Co | NO | |
| .0836 | Western-Southern Group | .00000 | 83-4499681 | | | | Manchester Semmes Oz Fund II, LLC | AL | NIA | WS Real Estate Holdings LLC | Ownership | 100.000 | Western & Southern Mutual Holding Co | NO | |
| .0836 | Western-Southern Group | .00000 | 83-4582162 | | | | Manchester Semmes Oz Fund, LLC | VA | NIA | WSLR Holdings LLC | Ownership | 98.000 | Western & Southern Mutual Holding Co | NO | |
| .0836 | Western-Southern Group | .00000 | 81-0732275 | | | | MC Investor Holdings, LLC | AZ | NIA | WS Real Estate Holdings LLC | Ownership | 98.000 | Western & Southern Mutual Holding Co | NO | |
| .0836 | Western-Southern Group | .00000 | 82-1905557 | | | | Mercer Crossing Inv. Holdings, LLC | TX | NIA | WS Real Estate Holdings LLC | Ownership | 98.000 | Western & Southern Mutual Holding Co | NO | |
| .0836 | Western-Southern Group | .00000 | 81-0743431 | | | | Midtown Park Inv. holdings, LLC | TX | NIA | WS Real Estate Holdings LLC | Ownership | 98.000 | Western & Southern Mutual Holding Co | NO | |
| .0836 | Western-Southern Group | .00000 | 45-5439036 | | | | Miller Creek Investor Holdings, LLC | TN | NIA | WS Real Estate Holdings LLC | Ownership | 98.000 | Western & Southern Mutual Holding Co | NO | |
| .0836 | Western-Southern Group | .00000 | 83-1815218 | | | | Monteresso Housing Inv. Holdings, LLC | FL | NIA | WSLR Holdings LLC | Ownership | 100.000 | Western & Southern Mutual Holding Co | NO | |
| .0836 | Western-Southern Group | .00000 | 84-2984546 | | | | Nashville Hotel JV LLC | TN | NIA | WS Real Estate Holdings LLC | Ownership | 98.000 | Western & Southern Mutual Holding Co | NO | |
| .0836 | Western-Southern Group | .75264 | 16-0958252 | | | | National Integrity Life Insurance Co | NY | DS | Integrity Life Insurance Co | Ownership | 100.000 | Western & Southern Mutual Holding Co | NO | |
| .0836 | Western-Southern Group | .00000 | 46-5030427 | | | | NE Emerson Edgewood, LLC | IN | NIA | The Lafayette Life Insurance Co | Ownership | 60.000 | Western & Southern Mutual Holding Co | NO | |
| .0836 | Western-Southern Group | .00000 | 27-1024113 | | | | North Braeswood Meritage Holdings LLC | OH | NIA | Western-Southern Life Assurance Co | Ownership | 100.000 | Western & Southern Mutual Holding Co | NO | |
| .0836 | Western-Southern Group | .00000 | 02-0593144 | | | | North Pittsburg Hotel LLC | PA | NIA | WSALD NPH LLC | Ownership | 37.000 | Western & Southern Mutual Holding Co | NO | |
| .0836 | Western-Southern Group | .00000 | 31-1427318 | | | | Northeast Cincinnati Hotel LLC | OH | NIA | The Western and Southern Life Insurance Co | Ownership | 25.000 | Western & Southern Mutual Holding Co | NO | |
| .0836 | Western-Southern Group | .00000 | 45-2914674 | | | | NP Cranberry Hotel Holdings, LLC | PA | NIA | WS Real Estate Holdings LLC | Ownership | 98.000 | Western & Southern Mutual Holding Co | NO | |
| .0836 | Western-Southern Group | .00000 | 46-5765100 | | | | Olathe Apt. Investor Holdings, LLC | KS | NIA | WS Real Estate Holdings LLC | Ownership | 98.000 | Western & Southern Mutual Holding Co | NO | |
| .0836 | Western-Southern Group | .00000 | 47-1122741 | | | | One Kennedy Housing Investor Holdings, LLC | CT | NIA | WS Real Estate Holdings LLC | Ownership | 98.000 | Western & Southern Mutual Holding Co | NO | |
| .0836 | Western-Southern Group | .00000 | 31-1338187 | | | | OTR Housing Associates LP | OH | NIA | The Western and Southern Life Insurance Co | Ownership | 98.000 | Western & Southern Mutual Holding Co | NO | |
| .0836 | Western-Southern Group | .00000 | 46-1553387 | | | | Overland Apartments Investor Holdings, LLC | KS | NIA | WS Real Estate Holdings LLC | Ownership | 98.000 | Western & Southern Mutual Holding Co | NO | |

ANNUAL STATEMENT FOR THE YEAR 2021 OF THE Integrity Life Insurance Company

SCHEDULE Y

PART 1A - DETAIL OF INSURANCE HOLDING COMPANY SYSTEM

| 1 | 2 | 3 | 4 | 5 | 6 | 7 | 8 | 9 | 10 | 11 | 12 | 13 | 14 | 15 | 16 |
|------------|------------------------|-------------------|------------|--------------|-----|--|--|----------------------|----------------------------------|--|--|--|--|-------------------------------------|----|
| Group Code | Group Name | NAIC Company Code | ID Number | Federal RSSD | CIK | Name of Securities Exchange if Publicly Traded (U.S. or International) | Names of Parent, Subsidiaries Or Affiliates | Domiciliary Location | Relationship to Reporting Entity | Directly Controlled by (Name of Entity/Person) | Type of Control (Ownership, Board, Management, Attorney-in-Fact, Influence, Other) | If Control is Ownership Provide Percentage | Ultimate Controlling Entity(ies)/Person(s) | Is an SCA Filing Required? (Yes/No) | * |
| .0836 | Western-Southern Group | .00000 | 85-2026987 | | | | Park Boulevard Holdings, LLC | FL | NIA | WS Real Estate Holdings LLC | Ownership | 98.000 | Western & Southern Mutual Holding Co | NO | |
| .0836 | Western-Southern Group | .00000 | 81-2515872 | | | | Patterson at First Investor Holdings, LLC | OH | NIA | Integrity Life Insurance Co | Ownership | 100.000 | Western & Southern Mutual Holding Co | NO | |
| .0836 | Western-Southern Group | .00000 | 20-4322006 | | | | PCE LP | GA | NIA | The Western and Southern Life Insurance Co | Ownership | 41.900 | Western & Southern Mutual Holding Co | NO | |
| .0836 | Western-Southern Group | .00000 | 20-4322006 | | | | PCE LP | GA | NIA | Western-Southern Life Assurance Co | Ownership | 22.340 | Western & Southern Mutual Holding Co | NO | |
| .0836 | Western-Southern Group | .00000 | 47-3394236 | | | | Perimeter TC Investor Holdings | GA | NIA | WS Real Estate Holdings LLC | Ownership | 98.000 | Western & Southern Mutual Holding Co | NO | |
| .0836 | Western-Southern Group | .00000 | 81-1659568 | | | | Pleasanton Hotel Investor Holdings,LLC | CA | NIA | WS Real Estate Holdings LLC | Ownership | 98.000 | Western & Southern Mutual Holding Co | NO | |
| .0836 | Western-Southern Group | .00000 | 26-3167828 | | | | Prairie Lakes Holdings, LLC | IN | NIA | WS Real Estate Holdings LLC | Ownership | 98.000 | Western & Southern Mutual Holding Co | NO | |
| .0836 | Western-Southern Group | .00000 | 84-2464002 | | | | Prairie Path Apts. Inv. Holdings, LLC | IL | NIA | WS Real Estate Holdings LLC | Ownership | 98.000 | Western & Southern Mutual Holding Co | NO | |
| .0836 | Western-Southern Group | .00000 | 41-3147951 | | | | Pretium Residential Real Estate Fund II, LP | NY | NIA | The Western and Southern Life Insurance Co | Ownership | 2.500 | Western & Southern Mutual Holding Co | NO | |
| .0836 | Western-Southern Group | .00000 | 82-1507720 | | | | Price Willis Lodging Holdings, LLC | SC | NIA | WS Real Estate Holdings LLC | Ownership | 98.000 | Western & Southern Mutual Holding Co | NO | |
| .0836 | Western-Southern Group | .00000 | 34-1998937 | | | | Queen City Square LLC | OH | NIA | The Western and Southern Life Insurance Co | Ownership | 99.750 | Western & Southern Mutual Holding Co | NO | |
| .0836 | Western-Southern Group | .00000 | 52-2096076 | | | | Race Street Dev Ltd | OH | NIA | WS Real Estate Holdings LLC | Ownership | 100.000 | Western & Southern Mutual Holding Co | NO | |
| .0836 | Western-Southern Group | .00000 | 46-4725907 | | | | Railroad Parkside Investor Holdings, LLC | AL | NIA | WS Real Estate Holdings LLC | Ownership | 98.000 | Western & Southern Mutual Holding Co | NO | |
| .0836 | Western-Southern Group | .00000 | 84-3614873 | | | | Raleigh Hotel Holding Co., LLC | NC | NIA | WS Real Estate Holdings LLC | Ownership | 98.000 | Western & Southern Mutual Holding Co | NO | |
| .0836 | Western-Southern Group | .00000 | 84-3851930 | | | | Rancho Presidio Land Partners,LLC | CA | NIA | WS Real Estate Holdings LLC | Ownership | 98.000 | Western & Southern Mutual Holding Co | NO | |
| .0836 | Western-Southern Group | .00000 | 27-4266774 | | | | Randolph Tower Affordable Inv Fund LLC | IL | NIA | The Western and Southern Life Insurance Co | Ownership | 99.990 | Western & Southern Mutual Holding Co | NO | |
| .0836 | Western-Southern Group | .00000 | 82-2188516 | | | | Revel Investor Holdings, LLC | CO | NIA | WS Real Estate Holdings LLC | Ownership | 98.000 | Western & Southern Mutual Holding Co | NO | |
| .0836 | Western-Southern Group | .00000 | 80-0246040 | | | | Ridgegate Commonwealth Apts LLC | CO | NIA | Ridgegate Holdings, LLC | Ownership | 52.920 | Western & Southern Mutual Holding Co | NO | |
| .0836 | Western-Southern Group | .00000 | 26-3526448 | | | | Ridgegate Holdings, LLC | CO | NIA | WS Real Estate Holdings LLC | Ownership | 98.000 | Western & Southern Mutual Holding Co | NO | |
| .0836 | Western-Southern Group | .00000 | 83-0812652 | | | | River Hollow Investor Holdings, LLC | TX | NIA | WS Real Estate Holdings LLC | Ownership | 98.000 | Western & Southern Mutual Holding Co | NO | |
| .0836 | Western-Southern Group | .00000 | 81-1286981 | | | | Russell Bay Investor Holdings, LLC | NV | NIA | WS Real Estate Holdings LLC | Ownership | 98.000 | Western & Southern Mutual Holding Co | NO | |
| .0836 | Western-Southern Group | .00000 | 81-2260159 | | | | San Tan Investor Holdings, LLC | AZ | NIA | WS Real Estate Holdings LLC | Ownership | 98.000 | Western & Southern Mutual Holding Co | NO | |
| .0836 | Western-Southern Group | .00000 | 47-1617717 | | | | Settlers Ridge Robinson Investor Holdings, LLC | PA | NIA | WS Real Estate Holdings LLC | Ownership | 98.000 | Western & Southern Mutual Holding Co | NO | |
| .0836 | Western-Southern Group | .00000 | 27-3564950 | | | | Seventh & Culvert Garage LLC | OH | NIA | WS Real Estate Holdings LLC | Ownership | 100.000 | Western & Southern Mutual Holding Co | NO | |
| .0836 | Western-Southern Group | .00000 | 26-1554676 | | | | Shelbourne Campus Properties LLC | KY | NIA | Shelbourne Holdings, LLC | Ownership | 52.920 | Western & Southern Mutual Holding Co | NO | |
| .0836 | Western-Southern Group | .00000 | 26-1944856 | | | | Shelbourne Holdings, LLC | NIA | NIA | WS Real Estate Holdings LLC | Ownership | 98.000 | Western & Southern Mutual Holding Co | NO | |
| .0836 | Western-Southern Group | .00000 | 45-4354663 | | | | Siena Investor Holding, LLC | TX | NIA | WS Real Estate Holdings LLC | Ownership | 69.000 | Western & Southern Mutual Holding Co | NO | |
| .0836 | Western-Southern Group | .00000 | 83-2295656 | | | | Sixth and Saratoga MW, LLC | KY | NIA | WS Real Estate Holdings LLC | Ownership | 100.000 | Western & Southern Mutual Holding Co | NO | |
| .0836 | Western-Southern Group | .00000 | 46-2930953 | | | | Skye Apts Investor Holdings, LLC | MN | NIA | WS Real Estate Holdings LLC | Ownership | 98.000 | Western & Southern Mutual Holding Co | NO | |
| .0836 | Western-Southern Group | .00000 | 61-1328558 | | | | Skyport Hotel LLC | KY | NIA | The Western and Southern Life Insurance Co | Ownership | 25.000 | Western & Southern Mutual Holding Co | NO | |
| .0836 | Western-Southern Group | .00000 | 47-1553152 | | | | Sonterra Legacy Investor Holding, LLC | OH | NIA | 2014 San Antonio Trust Agreement | Ownership | 100.000 | Western & Southern Mutual Holding Co | NO | |
| .0836 | Western-Southern Group | .00000 | 83-2948287 | | | | South Kirkman Apt. Holdings, LLC | FL | NIA | WSLR Holdings LLC | Ownership | 98.000 | Western & Southern Mutual Holding Co | NO | |
| .0836 | Western-Southern Group | .00000 | 47-2306231 | | | | Southside Tunnel Apts. Investor Holdings, LLC | PA | NIA | WS Real Estate Holdings LLC | Ownership | 98.000 | Western & Southern Mutual Holding Co | NO | |
| .0836 | Western-Southern Group | .00000 | 46-2922655 | | | | SP Charlotte Apts. Investor Holdings, LLC | NC | NIA | WS Real Estate Holdings LLC | Ownership | 98.000 | Western & Southern Mutual Holding Co | NO | |
| .0836 | Western-Southern Group | .00000 | 81-1827381 | | | | Stony Investor Holdings,LLC | VA | NIA | WS Real Estate Holdings LLC | Ownership | 98.000 | Western & Southern Mutual Holding Co | NO | |
| .0836 | Western-Southern Group | .00000 | 81-3538359 | | | | Stout Metro Housing Holdings LLC | IN | NIA | WS Real Estate Holdings LLC | Ownership | 98.000 | Western & Southern Mutual Holding Co | NO | |
| .0836 | Western-Southern Group | .00000 | 26-2348581 | | | | Summerbrooke Holdings LLC | TX | NIA | WS Real Estate Holdings LLC | Ownership | 98.000 | Western & Southern Mutual Holding Co | NO | |
| .0836 | Western-Southern Group | .00000 | 26-4291356 | | | | Sundance Lafrontera Holdings LLC | TX | NIA | The Western and Southern Life Insurance Co | Ownership | 62.720 | Western & Southern Mutual Holding Co | NO | |
| .0836 | Western-Southern Group | .00000 | 83-2672383 | | | | Tamiami Senior Inv. Holdings,LLC | FL | NIA | WSLR Holdings LLC | Ownership | 98.000 | Western & Southern Mutual Holding Co | NO | |
| .0836 | Western-Southern Group | .65242 | 35-0457540 | | | | The Lafayette Life Insurance Co | OH | IA | Western & Southern Financial Group, Inc. | Ownership | 100.000 | Western & Southern Mutual Holding Co | NO | |
| .0836 | Western-Southern Group | .70483 | 31-0487145 | | | | The Western and Southern Life Insurance Co | OH | UDP | Western & Southern Financial Group, Inc. | Ownership | 100.000 | Western & Southern Mutual Holding Co | NO | |
| .0836 | Western-Southern Group | .00000 | 83-2399724 | | | | Three Choopt AA Inv. Holdings, LLC | VA | NIA | WS Real Estate Holdings LLC | Ownership | 98.000 | Western & Southern Mutual Holding Co | NO | |
| .0836 | Western-Southern Group | .00000 | 83-3418626 | | | | Timacuan Apt. Holdings,LLC | FL | NIA | WSLR Holdings LLC | Ownership | 98.000 | Western & Southern Mutual Holding Co | NO | |
| .0836 | Western-Southern Group | .00000 | 31-1394672 | | | | Touchstone Advisors, Inc. | OH | NIA | IFS Financial Services, Inc. | Ownership | 100.000 | Western & Southern Mutual Holding Co | NO | |
| .0836 | Western-Southern Group | .00000 | 47-6046379 | | | | Touchstone Securities, Inc. | NE | NIA | IFS Financial Services, Inc. | Ownership | 100.000 | Western & Southern Mutual Holding Co | NO | |
| .0836 | Western-Southern Group | .00000 | 47-5098714 | | | | Trevi Apartment Holdings, LLC | AZ | NIA | WS Real Estate Holdings LLC | Ownership | 98.000 | Western & Southern Mutual Holding Co | NO | |

ANNUAL STATEMENT FOR THE YEAR 2021 OF THE Integrity Life Insurance Company

SCHEDULE Y

PART 1A - DETAIL OF INSURANCE HOLDING COMPANY SYSTEM

| 1 | 2 | 3 | 4 | 5 | 6 | 7 | 8 | 9 | 10 | 11 | 12 | 13 | 14 | 15 | 16 |
|------------|------------------------|-------------------|------------|--------------|-----|--|---|----------------------|----------------------------------|--|--|--|--|-------------------------------------|----|
| Group Code | Group Name | NAIC Company Code | ID Number | Federal RSSD | CIK | Name of Securities Exchange if Publicly Traded (U.S. or International) | Names of Parent, Subsidiaries Or Affiliates | Domiciliary Location | Relationship to Reporting Entity | Directly Controlled by (Name of Entity/Person) | Type of Control (Ownership, Board, Management, Attorney-in-Fact, Influence, Other) | If Control is Ownership Provide Percentage | Ultimate Controlling Entity(ies)/Person(s) | Is an SCA Filing Required? (Yes/No) | * |
| .0836 | Western-Southern Group | .00000 | 20-5542652 | | | | Tri-State Fund II Growth LP | OH | NIA | The Western and Southern Life Insurance Co | Ownership | 29.840 | Western & Southern Mutual Holding Co | NO | |
| .0836 | Western-Southern Group | .00000 | 20-5542652 | | | | Tri-State Fund II Growth LP | OH | NIA | Tri-State Ventures II, LLC | Ownership | 0.500 | Western & Southern Mutual Holding Co | NO | |
| .0836 | Western-Southern Group | .00000 | 31-1788429 | | | | Tri-State Growth Captial Fund LP | OH | NIA | The Western and Southern Life Insurance Co | Ownership | 12.500 | Western & Southern Mutual Holding Co | NO | |
| .0836 | Western-Southern Group | .00000 | 31-1788429 | | | | Tri-State Growth Captial Fund LP | OH | NIA | Tri-State Ventures, LLC | Ownership | 0.630 | Western & Southern Mutual Holding Co | NO | |
| .0836 | Western-Southern Group | .00000 | 20-5542563 | | | | Tri-State Ventures II, LLC | OH | NIA | Fort Washington Investment Advisors, Inc. | Ownership | 100.000 | Western & Southern Mutual Holding Co | NO | |
| .0836 | Western-Southern Group | .00000 | 31-1788428 | | | | Tri-State Ventures, LLC | OH | NIA | Fort Washington Investment Advisors, Inc. | Ownership | 100.000 | Western & Southern Mutual Holding Co | NO | |
| .0836 | Western-Southern Group | .00000 | 84-3894041 | | | | TruAmerica Workforce Housing Fund LP | FL | NIA | The Western and Southern Life Insurance Co | Ownership | 11.000 | Western & Southern Mutual Holding Co | NO | |
| .0836 | Western-Southern Group | .00000 | 84-2230033 | | | | TXFL MN Office Inv. Holdings,LLC | OH | NIA | Integrity Life Insurance Co | Ownership | 14.810 | Western & Southern Mutual Holding Co | NO | |
| .0836 | Western-Southern Group | .00000 | 84-2230033 | | | | TXFL MN Office Inv. Holdings,LLC | OH | NIA | National Integrity Life Insurance Co | Ownership | 14.810 | Western & Southern Mutual Holding Co | NO | |
| .0836 | Western-Southern Group | .00000 | 84-2230033 | | | | TXFL MN Office Inv. Holdings,LLC | OH | NIA | The Lafayette Life Insurance Co | Ownership | 29.630 | Western & Southern Mutual Holding Co | NO | |
| .0836 | Western-Southern Group | .00000 | 84-2230033 | | | | TXFL MN Office Inv. Holdings,LLC | OH | NIA | Western-Southern Life Assurance Co | Ownership | 40.740 | Western & Southern Mutual Holding Co | NO | |
| .0836 | Western-Southern Group | .00000 | 31-1653922 | | | | Union Centre Hotel LLC | OH | NIA | The Western and Southern Life Insurance Co | Ownership | 25.000 | Western & Southern Mutual Holding Co | NO | |
| .0836 | Western-Southern Group | .00000 | 83-2679115 | | | | University Shades Inv. Holdings,LLC | FL | NIA | WSLR Holdings LLC | Ownership | 98.000 | Western & Southern Mutual Holding Co | NO | |
| .0836 | Western-Southern Group | .00000 | 81-4132070 | | | | Vernazza Housing Investor Holdings,LLC | FL | NIA | WS Real Estate Holdings LLC | Ownership | 98.000 | Western & Southern Mutual Holding Co | NO | |
| .0836 | Western-Southern Group | .00000 | 82-2226959 | | | | View High Apts Investor Holdings, LLC | MO | NIA | WS Real Estate Holdings LLC | Ownership | 98.000 | Western & Southern Mutual Holding Co | NO | |
| .0836 | Western-Southern Group | .00000 | 36-4107014 | | | | Vinings Trace | OH | NIA | WS Real Estate Holdings LLC | Ownership | 99.000 | Western & Southern Mutual Holding Co | NO | |
| .0836 | Western-Southern Group | .00000 | 72-1388989 | | | | Vulcan Hotel LLC | AL | NIA | The Western and Southern Life Insurance Co | Ownership | 25.000 | Western & Southern Mutual Holding Co | NO | |
| .0836 | Western-Southern Group | .00000 | 82-1665321 | | | | W Apt. Investor Holdings, LLC | NC | NIA | WS Real Estate Holdings LLC | Ownership | 98.000 | Western & Southern Mutual Holding Co | NO | |
| .0836 | Western-Southern Group | .00000 | 31-0846576 | | | | W&S Brokerage Services, Inc. | OH | NIA | Western-Southern Life Assurance Co | Ownership | 100.000 | Western & Southern Mutual Holding Co | YES | |
| .0836 | Western-Southern Group | .00000 | 31-1334221 | | | | W&S Financial Group Distributors, Inc. | OH | NIA | Western-Southern Life Assurance Co | Ownership | 100.000 | Western & Southern Mutual Holding Co | NO | |
| .0836 | Western-Southern Group | .00000 | 83-1744878 | | | | Warm Springs Apt. Holdings, LLC | NV | NIA | WSLR Holdings LLC | Ownership | 100.000 | Western & Southern Mutual Holding Co | NO | |
| .0836 | Western-Southern Group | .00000 | 31-1413821 | | | | Western & Southern Agency, Inc. | OH | NIA | The Western and Southern Life Insurance Co | Ownership | 100.000 | Western & Southern Mutual Holding Co | NO | |
| .0836 | Western-Southern Group | .00000 | 31-1732404 | | | | Western & Southern Financial Group, Inc. | OH | UIP | Western & Southern Mutual Holding Co | Ownership | 100.000 | Western & Southern Mutual Holding Co | NO | |
| .0836 | Western-Southern Group | .00000 | 06-1804434 | | | | Western & Southern Investment Holdings LLC | OH | NIA | The Western and Southern Life Insurance Co | Ownership | 100.000 | Western & Southern Mutual Holding Co | NO | |
| .0836 | Western-Southern Group | .00000 | 31-1732405 | | | | Western & Southern Mutual Holding Co | OH | UIP | Western & Southern Mutual Holding Co | Ownership | 100.000 | Western & Southern Mutual Holding Co | NO | |
| .0836 | Western-Southern Group | .92622 | 31-1000236 | | | | Western-Southern Life Assurance Co | OH | IA | The Western and Southern Life Insurance Co | Ownership | 100.000 | Western & Southern Mutual Holding Co | NO | |
| .0836 | Western-Southern Group | .00000 | 31-1732344 | | | | Windsor Hotel LLC | CT | NIA | The Western and Southern Life Insurance Co | Ownership | 25.000 | Western & Southern Mutual Holding Co | NO | |
| .0836 | Western-Southern Group | .00000 | 81-4930979 | | | | WL Apartments Holdings, LLC | OH | NIA | 2017 Houston Trust Agreement | Ownership | 100.000 | Western & Southern Mutual Holding Co | NO | |
| .0836 | Western-Southern Group | .00000 | 31-1317879 | | | | Wright Exec Hotel LTD Partners | OH | NIA | The Western and Southern Life Insurance Co | Ownership | 60.490 | Western & Southern Mutual Holding Co | NO | |
| .0836 | Western-Southern Group | .00000 | 61-1182451 | | | | WS Airport Exchange GP LLC | KY | NIA | WS Real Estate Holdings LLC | Ownership | 74.000 | Western & Southern Mutual Holding Co | NO | |
| .0836 | Western-Southern Group | .00000 | 20-2820067 | | | | WS CEH LLC | OH | NIA | WS Real Estate Holdings LLC | Ownership | 50.000 | Western & Southern Mutual Holding Co | NO | |
| .0836 | Western-Southern Group | .00000 | 31-1303229 | | | | WS Country Place GP LLC | GA | NIA | WS Real Estate Holdings LLC | Ownership | 90.000 | Western & Southern Mutual Holding Co | NO | |
| .0836 | Western-Southern Group | .00000 | 61-0998084 | | | | WS Lookout JV LLC | KY | NIA | The Western and Southern Life Insurance Co | Ownership | 50.000 | Western & Southern Mutual Holding Co | NO | |
| .0836 | Western-Southern Group | .00000 | 06-1804432 | | | | WS Real Estate Holdings LLC | OH | NIA | The Western and Southern Life Insurance Co | Ownership | 100.000 | Western & Southern Mutual Holding Co | NO | |
| .0836 | Western-Southern Group | .00000 | 20-1515960 | | | | WSA Commons LLC | GA | NIA | The Western and Southern Life Insurance Co | Ownership | 50.000 | Western & Southern Mutual Holding Co | NO | |
| .0836 | Western-Southern Group | .00000 | 33-1058916 | | | | WSALD NPH LLC | PA | NIA | WS Real Estate Holdings LLC | Ownership | 50.000 | Western & Southern Mutual Holding Co | NO | |
| .0836 | Western-Southern Group | .00000 | 20-0360272 | | | | WSL Partners LP | OH | NIA | Fort Washington Capital Partners, LLC | Ownership | 0.500 | Western & Southern Mutual Holding Co | NO | |
| .0836 | Western-Southern Group | .00000 | 20-0360272 | | | | WSL Partners LP | OH | NIA | The Western and Southern Life Insurance Co | Ownership | 95.500 | Western & Southern Mutual Holding Co | NO | |
| .0836 | Western-Southern Group | .00000 | 20-8843748 | | | | WSLR Birmingham | AL | NIA | WSLR Holdings LLC | Ownership | 100.000 | Western & Southern Mutual Holding Co | NO | |
| .0836 | Western-Southern Group | .00000 | 20-8843635 | | | | WSLR Cinti LLC | OH | NIA | WSLR Holdings LLC | Ownership | 100.000 | Western & Southern Mutual Holding Co | NO | |

ANNUAL STATEMENT FOR THE YEAR 2021 OF THE Integrity Life Insurance Company

SCHEDULE Y

PART 1A - DETAIL OF INSURANCE HOLDING COMPANY SYSTEM

| 1 | 2 | 3 | 4 | 5 | 6 | 7 | 8 | 9 | 10 | 11 | 12 | 13 | 14 | 15 | 16 |
|------------|------------------------|-------------------|------------|--------------|-----|--|---|------------------------|-----------------------------------|--|--|---|--|--------------------------------------|----|
| Group Code | Group Name | NAIC Company Code | ID Number | Federal RSSD | CIK | Name of Securities Exchange if Publicly Traded (U.S. or International) | Names of Parent, Subsidiaries Or Affiliates | Domi-ciliary Loca-tion | Relation-ship to Reporting Entity | Directly Controlled by (Name of Entity/Person) | Type of Control (Ownership, Board, Management, Attorney-in-Fact, Influence, Other) | If Control is Ownership Provide Percen-tage | Ultimate Controlling Entity(ies)/Person(s) | Is an SCA Filing Re-quired? (Yes/No) | * |
| .0836 | Western-Southern Group | .00000 | 20-8843645 | | | | WSLR Columbus LLC | OH | NIA | WSLR Holdings LLC | Ownership | 100.000 | Western & Southern Mutual Holding Co | NO | |
| .0836 | Western-Southern Group | .00000 | 20-8843653 | | | | WSLR Dallas LLC | TX | NIA | WSLR Holdings LLC | Ownership | 100.000 | Western & Southern Mutual Holding Co | NO | |
| .0836 | Western-Southern Group | .00000 | 20-8843767 | | | | WSLR Hartford LLC | CT | NIA | WSLR Holdings LLC | Ownership | 100.000 | Western & Southern Mutual Holding Co | NO | |
| .0836 | Western-Southern Group | .00000 | 20-8843577 | | | | WSLR Holdings LLC | OH | NIA | The Western and Southern Life Insurance Co | Ownership | 24.490 | Western & Southern Mutual Holding Co | NO | |
| .0836 | Western-Southern Group | .00000 | 20-8843962 | | | | WSLR Skyport LLC | KY | NIA | WSLR Holdings LLC | Ownership | 100.000 | Western & Southern Mutual Holding Co | NO | |
| .0836 | Western-Southern Group | .00000 | 20-8843814 | | | | WSLR Union LLC | OH | NIA | WSLR Holdings LLC | Ownership | 100.000 | Western & Southern Mutual Holding Co | NO | |
| .0836 | Western-Southern Group | .00000 | 26-3526711 | | | | YT Crossing Holdings, LLC | TX | NIA | WS Real Estate Holdings LLC | Ownership | 98.000 | Western & Southern Mutual Holding Co | NO | |

| Asterisk | Explanation |
|----------|-------------|
| | |

ANNUAL STATEMENT FOR THE YEAR 2021 OF THE Integrity Life Insurance Company

SCHEDULE Y

PART 2 - SUMMARY OF INSURER'S TRANSACTIONS WITH ANY AFFILIATES

| 1 | 2 | 3 | 4 | 5 | 6 | 7 | 8 | 9 | 10 | 11 | 12 | 13 |
|-------------------|----------------|--|-----------------------|-----------------------|--|--|---|---|-----|--|--------------|--|
| NAIC Company Code | ID Number | Names of Insurers and Parent, Subsidiaries or Affiliates | Shareholder Dividends | Capital Contributions | Purchases, Sales or Exchanges of Loans, Securities, Real Estate, Mortgage Loans or Other Investments | Income/ (Disbursements) Incurred in Connection with Guarantees or Undertakings for the Benefit of any Affiliate(s) | Management Agreements and Service Contracts | Income/ (Disbursements) Incurred Under Reinsurance Agreements | * | Any Other Material Activity Not in the Ordinary Course of the Insurer's Business | Totals | Reinsurance Recoverable/ (Payable) on Losses and/or Reserve Credit Taken/(Liability) |
| 00000 | 31-1732405 | Western & Southern Mutual Holding Company | 1,500,000 | | | | 232,401 | | | | 1,732,401 | |
| 00000 | 31-1732404 | Western & Southern Financial Group, Inc. | 48,500,000 | (50,000,000) | | | (363,747) | | | | (1,863,747) | |
| 65242 | 35-0457540 | The Lafayette Life Insurance Company | | 50,000,000 | | | (26,427,194) | | | | 23,572,806 | 907,341 |
| 00000 | 35-2123483 | LLIA, Inc. | | | | | 1,390,658 | | | | 1,390,658 | |
| 70483 | 31-0487145 | The Western and Southern Life Insurance Company | (15,000,000) | (405,000,000) | | | 370,707,350 | | | | (49,292,650) | 459,140,583 |
| 92622 | 31-1000236 | Western-Southern Life Assurance Company | 15,000,000 | 207,600,000 | | | (163,886,181) | | | | 58,713,819 | |
| 99937 | 31-1191427 | Columbus Life Insurance Company | | 100,000,000 | | | (25,264,921) | | | | 74,735,079 | (460,047,924) |
| 70939 | 13-2611847 | Gerber Life Insurance Company | | | | | (1,207,639) | | | | (1,207,639) | |
| 74780 | 86-0214103 | Integrity Life Insurance Company | | | | | (64,351,322) | | | | (64,351,322) | |
| 75264 | 16-0958252 | National Integrity Life Insurance Company | | | | | (23,814,952) | | | | (23,814,952) | |
| 00000 | 47-6046379 | Touchstone Securities, Inc. | | | | | 606,380 | | | | 606,380 | |
| 00000 | 31-1328371 | IFS Financial Services, Inc. | (15,000,000) | 40,000,000 | | | (832) | | | | 24,999,168 | |
| 00000 | 31-0846576 | W&S Brokerage Services, Inc. | | 2,400,000 | | | (2,634,219) | | | | (234,219) | |
| 00000 | 31-1394672 | Touchstone Advisors, Inc. | | | | | (27,339,942) | | | | (27,339,942) | |
| 00000 | 43-2081325 | Gerber Life Agency, LLC | | 10,000,000 | | | 3,048,694 | | | | 13,048,694 | |
| 00000 | 31-1018957 | Eagle Realty Group, LLC | | | | | (10,598,782) | | | | (10,598,782) | |
| 00000 | 31-1301863 | Fort Washington Investment Advisors, Inc. | | | | | (28,165,732) | | | | (28,165,732) | |
| 00000 | 31-1334221 | W&S Financial Group Distributors, Inc. | | | | | (3,425) | | | | (3,425) | |
| 00000 | 06-1804434 | Western & Southern Investment Holdings, LLC | (35,000,000) | 45,000,000 | | | 71,717 | | | | 10,071,717 | |
| 00000 | 84-3195821 | Westad Leasing LLC | | | | | (1,998,312) | | | | (1,998,312) | |
| 00000 | 34-1998937 | Queen City Square LLC | | | | | | | | | 0 | |
| 999999 | Control Totals | | 0 | 0 | 0 | 0 | 0 | 0 | XXX | 0 | 0 | 0 |

SUPPLEMENTAL EXHIBITS AND SCHEDULES INTERROGATORIES

The following supplemental reports are required to be filed as part of your statement filing unless specifically waived by the domiciliary state. However, in the event that your domiciliary state waives the filing requirement, your response of WAIVED to the specific interrogatory will be accepted in lieu of filing a "NONE" report and a bar code will be printed below. If the supplement is required of your company but is not being filed for whatever reason enter SEE EXPLANATION and provide an explanation following the interrogatory questions.

| | Responses |
|---|-----------|
| MARCH FILING | |
| 1. Will the Supplemental Compensation Exhibit be filed with the state of domicile by March 1? | YES |
| 2. Will the confidential Risk-based Capital Report be filed with the NAIC by March 1? | YES |
| 3. Will the confidential Risk-based Capital Report be filed with the state of domicile, if required, by March 1? | YES |
| 4. Will an actuarial opinion be filed by March 1? | YES |
| APRIL FILING | |
| 5. Will Management's Discussion and Analysis be filed by April 1? | YES |
| 6. Will the Life, Health & Annuity Guaranty Association Assessable Premium Exhibit - Parts 1 and 2 be filed with the state of domicile and the NAIC by April 1? (Not applicable to fraternal benefit societies) | YES |
| 7. Will the Supplemental Investment Risks Interrogatories be filed by April 1? | YES |
| JUNE FILING | |
| 8. Will an audited financial report be filed by June 1? | YES |
| 9. Will Accountant's Letter of Qualifications be filed with the state of domicile and electronically with the NAIC by June 1? | YES |

The following supplemental reports are required to be filed as part of your annual statement filing **if your company is engaged in the type of business covered by the supplement. However, in the event that your company does not transact the type of business for which the special report must be filed, your response of NO to the specific interrogatory will be accepted in lieu of filing a "NONE" report and a bar code will be printed below.** If the supplement is required of your company but is not being filed for whatever reason enter SEE EXPLANATION and provide an explanation following the interrogatory questions.

| | |
|--|-----|
| MARCH FILING | |
| 10. Will Schedule SIS (Stockholder Information Supplement) be filed with the state of domicile by March 1? (Not applicable to fraternal benefit societies) ... | NO |
| 11. Will the Medicare Supplement Insurance Experience Exhibit be filed with the state of domicile and the NAIC by March 1? | NO |
| 12. Will the Trusteed Surplus Statement be filed with the state of domicile and the NAIC by March 1? | NO |
| 13. Will the actuarial opinion on participating and non-participating policies as required in Interrogatories 1 and 2 to Exhibit 5 be filed with the state of domicile and electronically with the NAIC by March 1? | NO |
| 14. Will the actuarial opinion on non-guaranteed elements as required in interrogatory #3 to Exhibit 5 be filed with the state of domicile and electronically with the NAIC by March 1? | YES |
| 15. Will the actuarial opinion on X-Factors be filed with the state of domicile and electronically with the NAIC by March 1? | NO |
| 16. Will the actuarial opinion on Separate Accounts Funding Guaranteed Minimum Benefit be filed with the state of domicile and electronically with the NAIC by March 1? | NO |
| 17. Will the actuarial opinion on Synthetic Guaranteed Investment Contracts be filed with the state of domicile and electronically with the NAIC by March 1? | NO |
| 18. Will the Reasonableness of Assumptions Certification required by Actuarial Guideline XXXV be filed with the state of domicile and electronically with the NAIC by March 1? | NO |
| 19. Will the Reasonableness and Consistency of Assumptions Certification required by Actuarial Guideline XXXV be filed with the state of domicile and electronically with the NAIC by March 1? | YES |
| 20. Will the Reasonableness of Assumptions Certification for Implied Guaranteed Rate Method required by Actuarial Guideline XXXVI be filed with the state of domicile and electronically with the NAIC by March 1? | NO |
| 21. Will the Reasonableness and Consistency of Assumptions Certification required by Actuarial Guideline XXXVI (Updated Average Market Value) be filed with the state of domicile and electronically with the NAIC by March 1? | NO |
| 22. Will the Reasonableness and Consistency of Assumptions Certification required by Actuarial Guideline XXXVI (Updated Market Value) be filed with the state of domicile and electronically with the NAIC by March 1? | NO |
| 23. Will the C-3 RBC Certifications required under C-3 Phase I be filed with the state of domicile and electronically with the NAIC by March 1? | YES |
| 24. Will the C-3 RBC Certifications required under C-3 Phase II be filed with the state of domicile and electronically with the NAIC by March 1? | YES |
| 25. Will the Actuarial Certifications Related to Annuity Nonforfeiture Ongoing Compliance for Equity Indexed Annuities be filed with the state of domicile and electronically with the NAIC by March 1? | NO |

ANNUAL STATEMENT FOR THE YEAR 2021 OF THE Integrity Life Insurance Company
SUPPLEMENTAL EXHIBITS AND SCHEDULES INTERROGATORIES

- 26. Will the actuarial opinion required by the Modified Guaranteed Annuity Model Regulation be filed with the state of domicile and electronically with the NAIC by March 1? YES
- 27. Will the Actuarial Certification regarding the use of 2001 Preferred Class Tables required by the Model Regulation Permitting the Recognition of Preferred Mortality Tables for Use in Determining Minimum Reserve Liabilities be filed with the state of domicile and electronically with the NAIC by March 1? NO
- 28. Will the Worker's Compensation Carve-Out Supplement be filed by March 1? (Not applicable to fraternal benefit societies) NO
- 29. Will Supplemental Schedule O be filed with the state of domicile and the NAIC by March 1? NO
- 30. Will the Medicare Part D Coverage Supplement be filed with the state of domicile and the NAIC by March 1? NO
- 31. Will an approval from the reporting entity's state of domicile for relief related to the five-year rotation requirement for lead audit partner be filed electronically with the NAIC by March 1? NO
- 32. Will an approval from the reporting entity's state of domicile for relief related to the one-year cooling off period for independent CPA be filed electronically with the NAIC by March 1? NO
- 33. Will an approval from the reporting entity's state of domicile for relief related to the Requirements for Audit Committees be filed electronically with the NAIC by March 1? NO
- 34. Will the VM-20 Reserves Supplement be filed with the state of domicile and the NAIC by March 1? YES
- 35. Will the Health Care Receivables Supplement be filed with the state of domicile and the NAIC by March 1? NO

APRIL FILING

- 36. Will the confidential Regulatory Asset Adequacy Issues Summary (RAAIS) required by the Valuation Manual be filed with the state of domicile by April 1? YES
- 37. Will the Long-Term Care Experience Reporting Forms be filed with the state of domicile and the NAIC by April 1? NO
- 38. Will the Credit Insurance Experience Exhibit be filed with the state of domicile and the NAIC by April 1? (Not applicable to fraternal benefit societies) ... NO
- 39. Will the Accident and Health Policy Experience Exhibit be filed by April 1? NO
- 40. Will the Supplemental Health Care Exhibit (Parts 1, 2 and 3) be filed with the state of domicile and the NAIC by April 1? NO
- 41. Will the regulator only (non-public) Supplemental Health Care Exhibit's Expense Allocation Report be filed with the state of domicile and the NAIC by April 1? NO
- 42. Will the confidential Actuarial Memorandum required by Actuarial Guideline XXXVIII 8D be filed with the state of domicile by April 30? NO
- 43. Will the Supplemental Term and Universal Life Insurance Reinsurance Exhibit be filed with the state of domicile and the NAIC by April 1? YES
- 44. Will the Variable Annuities Supplement be filed with the state of domicile and the NAIC by April 1? YES
- 45. Will the confidential Executive Summary of the PBR Actuarial Report be filed with the state of domicile by April 1? NO
- 46. Will the confidential Life Summary of the PBR Actuarial Report be filed with the state of domicile by April 1? NO
- 47. Will the confidential Variable Annuities Summary of the PBR Actuarial Report be filed with the state of domicile by April 1? YES

AUGUST FILING

- 48. Will Management's Report of Internal Control Over Financial Reporting be filed with the state of domicile by August 1? YES

Explanations:

- 10.
- 11.
- 12.
- 13.
- 15.
- 16.
- 17.
- 18.
- 20.
- 21.
- 22.
- 25.
- 27.
- 28.
- 29.
- 30.
- 31.
- 32.
- 33.
- 35.
- 37.
- 38.
- 39.
- 40.
- 41.
- 42.
- 45.
- 46.

Bar Codes:

10. SIS Stockholder Information Supplement [Document Identifier 420]



11. Medicare Supplement Insurance Experience Exhibit [Document Identifier 360]



12. Trusteed Surplus Statement [Document Identifier 490]



13. Participating Opinion for Exhibit 5 [Document Identifier 371]



15. Actuarial Opinion on X-Factors [Document Identifier 442]



16. Actuarial Opinion on Separate Accounts Funding Guaranteed Minimum Benefit [Document Identifier 443]



17. Actuarial Opinion on Synthetic Guaranteed Investment Contracts [Document Identifier 444]






















18. Reasonableness of Assumptions Certification required by Actuarial Guideline XXXV [Document Identifier 445]



20. Reasonableness of Assumptions Certification for Implied Guaranteed Rate Method required by Actuarial Guideline XXXVI [Document Identifier 447]



SUPPLEMENTAL EXHIBITS AND SCHEDULES INTERROGATORIES

| | |
|---|---|
| 21. Reasonableness and Consistency of Assumptions Certification required by Actuarial Guideline XXXV [Document Identifier 448] |  7 4 7 8 0 2 0 2 1 4 4 8 0 0 0 0 0 |
| 22. Reasonableness and Consistency of Assumptions Certification required by Actuarial Guideline XXXVI (Updated Market Value) [Document Identifier 449] |  7 4 7 8 0 2 0 2 1 4 4 8 0 0 0 0 0 |
| 25. Actuarial Certifications Related to Annuity Nonforfeiture Ongoing Compliance for Equity Indexed Annuities [Document Identifier 452] |  7 4 7 8 0 2 0 2 1 4 5 2 0 0 0 0 0 |
| 27. Actuarial Certification regarding the use of 2001 Preferred Class Tables required by the Model Regulation Permitting the Recognition of Preferred Mortality Tables for Use in Determining Minimum Reserve Liabilities [Document Identifier 454] |  7 4 7 8 0 2 0 2 1 4 5 4 0 0 0 0 0 |
| 28. Workers' Compensation Carve-Out Supplement [Document Identifier 495] |  7 4 7 8 0 2 0 2 1 4 8 5 0 0 0 0 0 |
| 29. Supplemental Schedule O [Document Identifier 465] |  7 4 7 8 0 2 0 2 1 4 6 5 0 0 0 0 0 |
| 30. Medicare Part D Coverage Supplement [Document Identifier 365] |  7 4 7 8 0 2 0 2 1 3 6 5 0 0 0 0 0 |
| 31. Relief from the five-year rotation requirement for lead audit partner [Document Identifier 224] |  7 4 7 8 0 2 0 2 1 2 2 4 0 0 0 0 0 |
| 32. Relief from the one-year cooling off period for independent CPA [Document Identifier 225] |  7 4 7 8 0 2 0 2 1 2 2 5 0 0 0 0 0 |
| 33. Relief from the Requirements for Audit Committees [Document Identifier 226] |  7 4 7 8 0 2 0 2 1 2 2 6 0 0 0 0 0 |
| 35. Health Care Receivables Supplement [Document Identifier 470] |  7 4 7 8 0 2 0 2 1 4 7 0 0 0 0 0 0 |
| 37. Long-Term Care Experience Reporting Forms [Document Identifier 306] |  7 4 7 8 0 2 0 2 1 3 0 6 0 0 0 0 0 |
| 38. Credit Insurance Experience Exhibit [Document Identifier 230] |  7 4 7 8 0 2 0 2 1 2 3 0 0 0 0 0 0 |
| 39. Accident and Health Policy Experience Exhibit [Document Identifier 210] |  7 4 7 8 0 2 0 2 1 2 1 0 0 0 0 0 0 |
| 40. Supplemental Health Care Exhibit (Parts 1, 2 and 3) [Document Identifier 216] |  7 4 7 8 0 2 0 2 1 2 1 6 0 0 0 0 0 |
| 41. Supplemental Health Care Exhibit's Expense Allocation Report [Document Identifier 217] |  7 4 7 8 0 2 0 2 1 2 1 7 0 0 0 0 0 |
| 42. Actuarial Memorandum Required by Actuarial Guideline XXXVIII 8D [Document Identifier 435] |  7 4 7 8 0 2 0 2 1 4 3 5 0 0 0 0 0 |
| 45. Executive Summary of the PBR Actuarial Report [Document Identifier 457] |  7 4 7 8 0 2 0 2 1 4 5 7 0 0 0 0 0 |
| 46. Life Summary of the PBR Actuarial Report [Document Identifier 458] |  7 4 7 8 0 2 0 2 1 4 5 8 0 0 0 0 0 |

OVERFLOW PAGE FOR WRITE-INS

Additional Write-ins for Summary of Operations Line 27

| | | 1 | 2 |
|-------|---|--------------|------------|
| | | Current Year | Prior Year |
| 2704. | Miscellaneous Expense | 0 | 1,759 |
| 2797. | Summary of remaining write-ins for Line 27 from overflow page | 0 | 1,759 |

VM-20 Reserves Supplement - Part 1A

N O N E

VM-20 Reserves Supplement - Part 1B

N O N E

VM-20 Reserves Supplement - Part 2

N O N E

VM-20 Reserves Supplement - Part 3

N O N E



SUPPLEMENT FOR THE YEAR 2021 OF THE Integrity Life Insurance Company
HEALTH CARE RECEIVABLES SUPPLEMENT

For The Year Ended December 31, 2021
 (To Be Filed by March 1)

Of The Integrity Life Insurance Company
 Address (City, State and Zip Code) Cincinnati , OH 45202
 NAIC Group Code 0836 NAIC Company Code 74780 Employer's ID Number 86-0214103

EXHIBIT 3 - HEALTH CARE RECEIVABLES

| 1 Name of Debtor | 2 1 - 30 Days | 3 31 - 60 Days | 4 61 - 90 Days | 5 Over 90 Days | 6 Nonadmitted | 7 Admitted |
|---------------------------------------|------------------|-------------------|-------------------|-------------------|------------------|---------------|
| | | | | | | |
| 0799999 Gross health care receivables | | | | | | |