



LIFE, AND ACCIDENT AND HEALTH COMPANIES/FRATERNAL BENEFIT SOCIETIES - ASSOCIATION EDITION

ANNUAL STATEMENT

FOR THE YEAR ENDED DECEMBER 31, 2021
OF THE CONDITION AND AFFAIRS OF THE

American Mutual Life Association

NAIC Group Code _____ (Current) _____ (Prior) NAIC Company Code 56286 Employer's ID Number 34-6577472

Organized under the Laws of Ohio, State of Domicile or Port of Entry OH

Country of Domicile United States of America

Licensed as business type: Life, Accident and Health [] Fraternal Benefit Societies [X]

Incorporated/Organized 03/13/1914 Commenced Business 11/13/1910

Statutory Home Office 19424 South Waterloo Road, Cleveland, OH, US 44119
(Street and Number) (City or Town, State, Country and Zip Code)

Main Administrative Office 19424 South Waterloo Road
(Street and Number)
Cleveland, OH, US 44119, 216-531-1900
(City or Town, State, Country and Zip Code) (Area Code) (Telephone Number)

Mail Address 19424 South Waterloo Road, Cleveland, OH, US 44119
(Street and Number or P.O. Box) (City or Town, State, Country and Zip Code)

Primary Location of Books and Records 19424 South Waterloo Road
(Street and Number)
Cleveland, OH, US 44119, 216-531-1900
(City or Town, State, Country and Zip Code) (Area Code) (Telephone Number)

Internet Website Address www.AmericanMutual.org

Statutory Statement Contact Bronwyn Salo Young, 216-531-1900
(Name) (Area Code) (Telephone Number)
b.young@Americanmutual.org, _____
(E-mail Address) (FAX Number)

OFFICERS

President Timothy J Percic
Secretary-Treasurer Bronwyn Salo Young

OTHER

DIRECTORS OR TRUSTEES

<u>Joseph Zab</u>	<u>James Czeck</u>	<u>Ronald Zab</u>
<u>Kenneth Shine</u>	<u>Alyce Kane</u>	<u>Jaime Loncar</u>
<u>James Mannion</u>	<u>Charles Kohli</u>	<u>Jacob Young</u>
<u>Cade Jeric</u>		

State of Ohio SS
County of _____

The officers of this reporting entity being duly sworn, each depose and say that they are the described officers of said reporting entity, and that on the reporting period stated above, all of the herein described assets were the absolute property of the said reporting entity, free and clear from any liens or claims thereon, except as herein stated, and that this statement, together with related exhibits, schedules and explanations therein contained, annexed or referred to, is a full and true statement of all the assets and liabilities and of the condition and affairs of the said reporting entity as of the reporting period stated above, and of its income and deductions therefrom for the period ended, and have been completed in accordance with the NAIC Annual Statement Instructions and Accounting Practices and Procedures manual except to the extent that: (1) state law may differ; or, (2) that state rules or regulations require differences in reporting not related to accounting practices and procedures, according to the best of their information, knowledge and belief, respectively. Furthermore, the scope of this attestation by the described officers also includes the related corresponding electronic filing with the NAIC, when required, that is an exact copy (except for formatting differences due to electronic filing) of the enclosed statement. The electronic filing may be requested by various regulators in lieu of or in addition to the enclosed statement.

Timothy J. Percic
President

Bronwyn Salo Young
Secretary-Treasurer

Subscribed and sworn to before me this _____ day of _____

- a. Is this an original filing? Yes [] No []
- b. If no,
1. State the amendment number.....
 2. Date filed
 3. Number of pages attached.....



ANNUAL STATEMENT FOR THE YEAR 2021 OF THE American Mutual Life Association

DIRECT BUSINESS IN THE STATE OF

DURING THE YEAR 2021

NAIC Group Code 0000

LIFE INSURANCE

NAIC Company Code 56286

	1 Ordinary	2 Credit Life (Group and Individual)	3 Group	4 Industrial	5 Total
DIRECT PREMIUMS AND ANNUITY CONSIDERATIONS					
1. Life insurance					
2. Annuity considerations					
3. Deposit-type contract funds		XXX		XXX	
4. Other considerations					
5. Totals (Sum of Lines 1 to 4)					
DIRECT DIVIDENDS TO POLICYHOLDERS/REFUNDS TO MEMBERS					
Life insurance:					
6.1 Paid in cash or left on deposit					
6.2 Applied to pay renewal premiums					
6.3 Applied to provide paid-up additions or shorten the endowment or premium-paying period					
6.4 Other					
6.5 Totals (Sum of Lines 6.1 to 6.4)					
Annuities:					
7.1 Paid in cash or left on deposit					
7.2 Applied to provide paid-up annuities					
7.3 Other					
7.4 Totals (Sum of Lines 7.1 to 7.3)					
8. Grand Totals (Lines 6.5 plus 7.4)					
DIRECT CLAIMS AND BENEFITS PAID					
9. Death benefits					
10. Matured endowments					
11. Annuity benefits					
12. Surrender values and withdrawals for life contracts					
13. Aggregate write-ins for miscellaneous direct claims and benefits paid					
14. All other benefits, except accident and health					
15. Totals					
DETAILS OF WRITE-INS					
1301.					
1302.					
1303.					
1398. Summary of Line 13 from overflow page					
1399. Totals (Lines 1301 thru 1303 plus 1398) (Line 13 above)					

DIRECT DEATH BENEFITS AND MATURED ENDOWMENTS INCURRED	Ordinary		Credit Life (Group and Individual)		Group		Industrial		Total	
	1	2	3	4	5	6	7	8	9	10
	No. of Pols. & Certifs.	Amount	No. of Ind.Pols. & Gr. Certifs.	Amount	No. of Certifs.	Amount	No. of Pols. & Certifs.	Amount	No. of Pols. & Certifs.	Amount
16. Unpaid December 31, prior year										
17. Incurred during current year Settled during current year:										
18.1 By payment in full										
18.2 By payment on compromised claims										
18.3 Totals paid										
18.4 Reduction by compromise										
18.5 Amount rejected										
18.6 Total settlements										
19. Unpaid Dec. 31, current year (16+17-18.6)										
POLICY EXHIBIT					No. of Policies					
20. In force December 31, prior year			(a)							
21. Issued during year										
22. Other changes to in force (Net)										
23. In force December 31 of current year			(a)							

(a) Includes Individual Credit Life Insurance prior year \$, current year \$
 Includes Group Credit Life Insurance Loans less than or equal to 60 months at issue, prior year \$, current year \$
 Loans greater than 60 months at issue BUT NOT GREATER THAN 120 MONTHS, prior year \$, current year \$

ACCIDENT AND HEALTH INSURANCE

	1 Direct Premiums	2 Direct Premiums Earned	3 Policyholder Dividends Paid, Refunds to Members or Credited on Direct Business	4 Direct Losses Paid	5 Direct Losses Incurred
24. Group Policies (b)					
24.1 Federal Employees Health Benefits Plan premium (b)					
24.2 Credit (Group and Individual)					
24.3 Collectively renewable policies/certificates (b)					
24.4 Medicare Title XVIII exempt from state taxes or fees Other Individual Policies:					
25.1 Non-cancelable (b)					
25.2 Guaranteed renewable (b)					
25.3 Non-renewable for stated reasons only (b)					
25.4 Other accident only					
25.5 All other (b)					
25.6 Totals (sum of Lines 25.1 to 25.5)					
26. Totals (Lines 24 + 24.1 + 24.2 + 24.3 + 24.4 + 25.6)					

(b) For health business on indicated lines report: Number of persons insured under PPO managed care products and number of persons insured under indemnity only products

ANNUAL STATEMENT FOR THE YEAR 2021 OF THE American Mutual Life Association
FORM FOR CALCULATING THE INTEREST MAINTENANCE RESERVE

INTEREST MAINTENANCE RESERVE

	1 Amount
1. Reserve as of December 31, Prior Year	333,114
2. Current year's realized pre-tax capital gains/(losses) of \$50,769 transferred into the reserve net of taxes of \$0	50,769
3. Adjustment for current year's liability gains/(losses) released from the reserve	0
4. Balance before reduction for amount transferred to Summary of Operations (Line 1 + Line 2 + Line 3)	383,883
5. Current year's amortization released to Summary of Operations (Amortization, Line 1, Column 4)	70,895
6. Reserve as of December 31, current year (Line 4 minus Line 5)	312,988

AMORTIZATION

Year of Amortization	1 Reserve as of December 31, Prior Year	2 Current Year's Realized Capital Gains/(Losses) Transferred into the Reserve Net of Taxes	3 Adjustment for Current Year's Liability Gains/(Losses) Released From the Reserve	4 Balance Before Reduction for Current Year's Amortization (Cols. 1 + 2 + 3)
1. 2021	68,052	2,843	0	70,895
2. 2022	48,011	5,788	0	53,799
3. 2023	27,825	5,991	0	33,816
4. 2024	16,962	6,194	0	23,156
5. 2025	10,671	6,346	0	17,017
6. 2026	3,957	6,549	0	10,506
7. 2027	(992)	6,042	0	5,049
8. 2028	(2,822)	4,772	0	1,951
9. 2029	(1,599)	3,452	0	1,853
10. 2030	1,955	2,082	0	4,037
11. 2031	7,057	711	0	7,767
12. 2032	11,649	0	0	11,649
13. 2033	15,086	0	0	15,086
14. 2034	17,093	0	0	17,093
15. 2035	16,731	0	0	16,731
16. 2036	16,092	0	0	16,092
17. 2037	15,441	0	0	15,441
18. 2038	14,102	0	0	14,102
19. 2039	13,110	0	0	13,110
20. 2040	11,873	0	0	11,873
21. 2041	9,871	0	0	9,871
22. 2042	6,683	0	0	6,683
23. 2043	4,261	0	0	4,261
24. 2044	2,235	0	0	2,235
25. 2045	383	0	0	383
26. 2046	(314)	0	0	(314)
27. 2047	(191)	0	0	(191)
28. 2048	0	0	0	0
29. 2049	0	0	0	0
30. 2050	0	0	0	0
31. 2051 and Later	0	0	0	0
32. Total (Lines 1 to 31)	333,181	50,769	0	383,950

ANNUAL STATEMENT FOR THE YEAR 2021 OF THE American Mutual Life Association

ASSET VALUATION RESERVE

	Default Component			Equity Component			7 Total Amount (Cols. 3 + 6)
	1 Other Than Mortgage Loans	2 Mortgage Loans	3 Total (Cols. 1 + 2)	4 Common Stock	5 Real Estate and Other Invested Assets	6 Total (Cols. 4 + 5)	
1. Reserve as of December 31, prior year	423,430	109	423,539	11,324	15,869	27,193	450,732
2. Realized capital gains/(losses) net of taxes - General Account	0	0	0	43,664	0	43,664	43,664
3. Realized capital gains/(losses) net of taxes - Separate Accounts			0			0	0
4. Unrealized capital gains/(losses) net of deferred taxes - General Account	(80,851)	0	(80,851)	271,421	0	271,421	190,570
5. Unrealized capital gains/(losses) net of deferred taxes - Separate Accounts			0			0	0
6. Capital gains credited/(losses charged) to contract benefits, payments or reserves			0			0	0
7. Basic contribution	88,494	13	88,507	0	0	0	88,507
8. Accumulated balances (Lines 1 through 5 - 6 + 7)	431,073	122	431,194	326,409	15,869	342,278	773,472
9. Maximum reserve	395,539	86	395,625	297,624	14,900	312,524	708,149
10. Reserve objective	248,359	66	248,425	297,624	14,900	312,524	560,949
11. 20% of (Line 10 - Line 8)	(36,543)	(11)	(36,554)	(5,757)	(194)	(5,951)	(42,505)
12. Balance before transfers (Lines 8 + 11)	394,530	111	394,640	320,652	15,675	336,327	730,968
13. Transfers	0	0	0	0	0	0	0
14. Voluntary contribution			0			0	0
15. Adjustment down to maximum/up to zero	1,009	(25)	984	(23,028)	(775)	(23,803)	(22,819)
16. Reserve as of December 31, current year (Lines 12 + 13 + 14 + 15)	395,539	86	395,624	297,624	14,900	312,524	708,149

ASSET VALUATION RESERVE
BASIC CONTRIBUTION, RESERVE OBJECTIVE AND MAXIMUM RESERVE CALCULATIONS
DEFAULT COMPONENT

Line Number	NAIC Designation	Description	1 Book/Adjusted Carrying Value	2 Reclassify Related Party Encumbrances	3 Add Third Party Encumbrances	4 Balance for AVR Reserve Calculations (Cols. 1 + 2 + 3)	Basic Contribution		Reserve Objective		Maximum Reserve	
							5 Factor	6 Amount (Cols. 4 x 5)	7 Factor	8 Amount (Cols. 4 x 7)	9 Factor	10 Amount (Cols. 4 x 9)
LONG-TERM BONDS												
1.		Exempt Obligations	9,665,849	XXX	XXX	9,665,849	0.0000	0	0.0000	0	0.0000	0
2.1	1	NAIC Designation Category 1.A	2,859,342	XXX	XXX	2,859,342	0.0005	1,430	0.0016	4,575	0.0033	9,436
2.2	1	NAIC Designation Category 1.B	126,408	XXX	XXX	126,408	0.0005	63	0.0016	202	0.0033	417
2.3	1	NAIC Designation Category 1.C		XXX	XXX	0	0.0005	0	0.0016	0	0.0033	0
2.4	1	NAIC Designation Category 1.D	2,500,000	XXX	XXX	2,500,000	0.0005	1,250	0.0016	4,000	0.0033	8,250
2.5	1	NAIC Designation Category 1.E		XXX	XXX	0	0.0005	0	0.0016	0	0.0033	0
2.6	1	NAIC Designation Category 1.F	1,243,956	XXX	XXX	1,243,956	0.0005	622	0.0016	1,990	0.0033	4,105
2.7	1	NAIC Designation Category 1.G	1,455,621	XXX	XXX	1,455,621	0.0005	728	0.0016	2,329	0.0033	4,804
2.8		Subtotal NAIC 1 (2.1+2.2+2.3+2.4+2.5+2.6+2.7)	8,185,328	XXX	XXX	8,185,328	XXX	4,093	XXX	13,097	XXX	27,012
3.1	2	NAIC Designation Category 2.A	2,859,551	XXX	XXX	2,859,551	0.0021	6,005	0.0064	18,301	0.0106	30,311
3.2	2	NAIC Designation Category 2.B	9,705,279	XXX	XXX	9,705,279	0.0021	20,381	0.0064	62,114	0.0106	102,876
3.3	2	NAIC Designation Category 2.C	7,064,645	XXX	XXX	7,064,645	0.0021	14,836	0.0064	45,214	0.0106	74,885
3.4		Subtotal NAIC 2 (3.1+3.2+3.3)	19,629,475	XXX	XXX	19,629,475	XXX	41,222	XXX	125,629	XXX	208,072
4.1	3	NAIC Designation Category 3.A	1,743,370	XXX	XXX	1,743,370	0.0099	17,259	0.0263	45,851	0.0376	65,551
4.2	3	NAIC Designation Category 3.B	1,123,145	XXX	XXX	1,123,145	0.0099	11,119	0.0263	29,539	0.0376	42,230
4.3	3	NAIC Designation Category 3.C		XXX	XXX	0	0.0099	0	0.0263	0	0.0376	0
4.4		Subtotal NAIC 3 (4.1+4.2+4.3)	2,866,515	XXX	XXX	2,866,515	XXX	28,378	XXX	75,389	XXX	107,781
5.1	4	NAIC Designation Category 4.A		XXX	XXX	0	0.0245	0	0.0572	0	0.0817	0
5.2	4	NAIC Designation Category 4.B		XXX	XXX	0	0.0245	0	0.0572	0	0.0817	0
5.3	4	NAIC Designation Category 4.C		XXX	XXX	0	0.0245	0	0.0572	0	0.0817	0
5.4		Subtotal NAIC 4 (5.1+5.2+5.3)	0	XXX	XXX	0	XXX	0	XXX	0	XXX	0
6.1	5	NAIC Designation Category 5.A		XXX	XXX	0	0.0630	0	0.1128	0	0.1880	0
6.2	5	NAIC Designation Category 5.B	103,000	XXX	XXX	103,000	0.0630	6,489	0.1128	11,618	0.1880	19,364
6.3	5	NAIC Designation Category 5.C		XXX	XXX	0	0.0630	0	0.1128	0	0.1880	0
6.4		Subtotal NAIC 5 (6.1+6.2+6.3)	103,000	XXX	XXX	103,000	XXX	6,489	XXX	11,618	XXX	19,364
7.	6	NAIC 6		XXX	XXX	0	0.0000	0	0.2370	0	0.2370	0
8.		Total Unrated Multi-class Securities Acquired by Conversion		XXX	XXX	0	XXX	0	XXX	0	XXX	0
9.		Total Long-Term Bonds (1+2.8+3.4+4.4+5.4+6.4+7+8)	40,450,167	XXX	XXX	40,450,167	XXX	80,182	XXX	225,733	XXX	362,229
PREFERRED STOCKS												
10.	1	Highest Quality		XXX	XXX	0	0.0005	0	0.0016	0	0.0033	0
11.	2	High Quality	663,860	XXX	XXX	663,860	0.0021	1,394	0.0064	4,249	0.0106	7,037
12.	3	Medium Quality	698,750	XXX	XXX	698,750	0.0099	6,918	0.0263	18,377	0.0376	26,273
13.	4	Low Quality		XXX	XXX	0	0.0245	0	0.0572	0	0.0817	0
14.	5	Lower Quality		XXX	XXX	0	0.0630	0	0.1128	0	0.1880	0
15.	6	In or Near Default		XXX	XXX	0	0.0000	0	0.2370	0	0.2370	0
16.		Affiliated Life with AVR		XXX	XXX	0	0.0000	0	0.0000	0	0.0000	0
17.		Total Preferred Stocks (Sum of Lines 10 through 16)	1,362,610	XXX	XXX	1,362,610	XXX	8,312	XXX	22,626	XXX	33,310

ASSET VALUATION RESERVE (Continued)
BASIC CONTRIBUTION, RESERVE OBJECTIVE AND MAXIMUM RESERVE CALCULATIONS
DEFAULT COMPONENT

Line Number	NAIC Designation	Description	1 Book/Adjusted Carrying Value	2 Reclassify Related Party Encumbrances	3 Add Third Party Encumbrances	4 Balance for AVR Reserve Calculations (Cols. 1 + 2 + 3)	Basic Contribution		Reserve Objective		Maximum Reserve	
							5 Factor	6 Amount (Cols. 4 x 5)	7 Factor	8 Amount (Cols. 4 x 7)	9 Factor	10 Amount (Cols. 4 x 9)
SHORT-TERM BONDS												
18.		Exempt Obligations		XXX	XXX	0	0.0000	0	0.0000	0	0.0000	0
19.1	1	NAIC Designation Category 1.A		XXX	XXX	0	0.0005	0	0.0016	0	0.0033	0
19.2	1	NAIC Designation Category 1.B		XXX	XXX	0	0.0005	0	0.0016	0	0.0033	0
19.3	1	NAIC Designation Category 1.C		XXX	XXX	0	0.0005	0	0.0016	0	0.0033	0
19.4	1	NAIC Designation Category 1.D		XXX	XXX	0	0.0005	0	0.0016	0	0.0033	0
19.5	1	NAIC Designation Category 1.E		XXX	XXX	0	0.0005	0	0.0016	0	0.0033	0
19.6	1	NAIC Designation Category 1.F		XXX	XXX	0	0.0005	0	0.0016	0	0.0033	0
19.7	1	NAIC Designation Category 1.G		XXX	XXX	0	0.0005	0	0.0016	0	0.0033	0
19.8		Subtotal NAIC 1 (19.1+19.2+19.3+19.4+19.5+19.6+19.7)	0	XXX	XXX	0	XXX	0	XXX	0	XXX	0
20.1	2	NAIC Designation Category 2.A		XXX	XXX	0	0.0021	0	0.0064	0	0.0106	0
20.2	2	NAIC Designation Category 2.B		XXX	XXX	0	0.0021	0	0.0064	0	0.0106	0
20.3	2	NAIC Designation Category 2.C		XXX	XXX	0	0.0021	0	0.0064	0	0.0106	0
20.4		Subtotal NAIC 2 (20.1+20.2+20.3)	0	XXX	XXX	0	XXX	0	XXX	0	XXX	0
21.1	3	NAIC Designation Category 3.A		XXX	XXX	0	0.0099	0	0.0263	0	0.0376	0
21.2	3	NAIC Designation Category 3.B		XXX	XXX	0	0.0099	0	0.0263	0	0.0376	0
21.3	3	NAIC Designation Category 3.C		XXX	XXX	0	0.0099	0	0.0263	0	0.0376	0
21.4		Subtotal NAIC 3 (21.1+21.2+21.3)	0	XXX	XXX	0	XXX	0	XXX	0	XXX	0
22.1	4	NAIC Designation Category 4.A		XXX	XXX	0	0.0245	0	0.0572	0	0.0817	0
22.2	4	NAIC Designation Category 4.B		XXX	XXX	0	0.0245	0	0.0572	0	0.0817	0
22.3	4	NAIC Designation Category 4.C		XXX	XXX	0	0.0245	0	0.0572	0	0.0817	0
22.4		Subtotal NAIC 4 (22.1+22.2+22.3)	0	XXX	XXX	0	XXX	0	XXX	0	XXX	0
23.1	5	NAIC Designation Category 5.A		XXX	XXX	0	0.0630	0	0.1128	0	0.1880	0
23.2	5	NAIC Designation Category 5.B		XXX	XXX	0	0.0630	0	0.1128	0	0.1880	0
23.3	5	NAIC Designation Category 5.C		XXX	XXX	0	0.0630	0	0.1128	0	0.1880	0
23.4		Subtotal NAIC 5 (23.1+23.2+23.3)	0	XXX	XXX	0	XXX	0	XXX	0	XXX	0
24.	6	NAIC 6		XXX	XXX	0	0.0000	0	0.2370	0	0.2370	0
25.		Total Short-Term Bonds (18+19.8+20.4+21.4+22.4+23.4+24)	0	XXX	XXX	0	XXX	0	XXX	0	XXX	0
DERIVATIVE INSTRUMENTS												
26.		Exchange Traded		XXX	XXX	0	0.0005	0	0.0016	0	0.0033	0
27.	1	Highest Quality		XXX	XXX	0	0.0005	0	0.0016	0	0.0033	0
28.	2	High Quality		XXX	XXX	0	0.0021	0	0.0064	0	0.0106	0
29.	3	Medium Quality		XXX	XXX	0	0.0099	0	0.0263	0	0.0376	0
30.	4	Low Quality		XXX	XXX	0	0.0245	0	0.0572	0	0.0817	0
31.	5	Lower Quality		XXX	XXX	0	0.0630	0	0.1128	0	0.1880	0
32.	6	In or Near Default		XXX	XXX	0	0.0000	0	0.2370	0	0.2370	0
33.		Total Derivative Instruments	0	XXX	XXX	0	XXX	0	XXX	0	XXX	0
34.		Total (Lines 9 + 17 + 25 + 33)	41,812,777	XXX	XXX	41,812,777	XXX	88,494	XXX	248,359	XXX	395,539

ASSET VALUATION RESERVE (Continued)
BASIC CONTRIBUTION, RESERVE OBJECTIVE AND MAXIMUM RESERVE CALCULATIONS
DEFAULT COMPONENT

Line Number	NAIC Designation	Description	1 Book/Adjusted Carrying Value	2 Reclassify Related Party Encumbrances	3 Add Third Party Encumbrances	4 Balance for AVR Reserve Calculations (Cols. 1 + 2 + 3)	Basic Contribution		Reserve Objective		Maximum Reserve	
							5 Factor	6 Amount (Cols.4 x 5)	7 Factor	8 Amount (Cols. 4 x 7)	9 Factor	10 Amount (Cols. 4 x 9)
MORTGAGE LOANS												
In Good Standing:												
35.		Farm Mortgages - CM1 - Highest Quality			XXX	0	0.0011	0	0.0057	0	0.0074	0
36.		Farm Mortgages - CM2 - High Quality			XXX	0	0.0040	0	0.0114	0	0.0149	0
37.		Farm Mortgages - CM3 - Medium Quality			XXX	0	0.0069	0	0.0200	0	0.0257	0
38.		Farm Mortgages - CM4 - Low Medium Quality			XXX	0	0.0120	0	0.0343	0	0.0428	0
39.		Farm Mortgages - CM5 - Low Quality			XXX	0	0.0183	0	0.0486	0	0.0628	0
40.		Residential Mortgages - Insured or Guaranteed			XXX	0	0.0003	0	0.0007	0	0.0011	0
41.		Residential Mortgages - All Other			XXX	0	0.0015	0	0.0034	0	0.0046	0
42.		Commercial Mortgages - Insured or Guaranteed			XXX	0	0.0003	0	0.0007	0	0.0011	0
43.		Commercial Mortgages - All Other - CM1 - Highest Quality	11,595		XXX	11,595	0.0011	13	0.0057	66	0.0074	86
44.		Commercial Mortgages - All Other - CM2 - High Quality			XXX	0	0.0040	0	0.0114	0	0.0149	0
45.		Commercial Mortgages - All Other - CM3 - Medium Quality			XXX	0	0.0069	0	0.0200	0	0.0257	0
46.		Commercial Mortgages - All Other - CM4 - Low Medium Quality			XXX	0	0.0120	0	0.0343	0	0.0428	0
47.		Commercial Mortgages - All Other - CM5 - Low Quality			XXX	0	0.0183	0	0.0486	0	0.0628	0
Overdue, Not in Process:												
48.		Farm Mortgages			XXX	0	0.0480	0	0.0868	0	0.1371	0
49.		Residential Mortgages - Insured or Guaranteed			XXX	0	0.0006	0	0.0014	0	0.0023	0
50.		Residential Mortgages - All Other			XXX	0	0.0029	0	0.0066	0	0.0103	0
51.		Commercial Mortgages - Insured or Guaranteed			XXX	0	0.0006	0	0.0014	0	0.0023	0
52.		Commercial Mortgages - All Other			XXX	0	0.0480	0	0.0868	0	0.1371	0
In Process of Foreclosure:												
53.		Farm Mortgages			XXX	0	0.0000	0	0.1942	0	0.1942	0
54.		Residential Mortgages - Insured or Guaranteed			XXX	0	0.0000	0	0.0046	0	0.0046	0
55.		Residential Mortgages - All Other			XXX	0	0.0000	0	0.0149	0	0.0149	0
56.		Commercial Mortgages - Insured or Guaranteed			XXX	0	0.0000	0	0.0046	0	0.0046	0
57.		Commercial Mortgages - All Other			XXX	0	0.0000	0	0.1942	0	0.1942	0
58.		Total Schedule B Mortgages (Sum of Lines 35 through 57)	11,595	0	XXX	11,595	XXX	13	XXX	66	XXX	86
59.		Schedule DA Mortgages			XXX	0	0.0034	0	0.0114	0	0.0149	0
60.		Total Mortgage Loans on Real Estate (Lines 58 + 59)	11,595	0	XXX	11,595	XXX	13	XXX	66	XXX	86

ASSET VALUATION RESERVE
BASIC CONTRIBUTION, RESERVE OBJECTIVE AND MAXIMUM RESERVE CALCULATIONS
EQUITY AND OTHER INVESTED ASSET COMPONENT

Line Number	NAIC Designation	Description	1 Book/Adjusted Carrying Value	2 Reclassify Related Party Encumbrances	3 Add Third Party Encumbrances	4 Balance for AVR Reserve Calculations (Cols. 1 + 2 + 3)	Basic Contribution		Reserve Objective		Maximum Reserve	
							5 Factor	6 Amount (Cols. 4 x 5)	7 Factor	8 Amount (Cols. 4 x 7)	9 Factor	10 Amount (Cols. 4 x 9)
COMMON STOCK												
1.		Unaffiliated - Public	1,883,696	XXX	XXX	1,883,696	0.0000	0	0.1580 (a)	297,624	0.1580 (a)	297,624
2.		Unaffiliated - Private		XXX	XXX	0	0.0000	0	0.1945	0	0.1945	0
3.		Federal Home Loan Bank		XXX	XXX	0	0.0000	0	0.0061	0	0.0097	0
4.		Affiliated - Life with AVR		XXX	XXX	0	0.0000	0	0.0000	0	0.0000	0
Affiliated - Investment Subsidiary:												
5.		Fixed Income - Exempt Obligations				0	XXX		XXX		XXX	
6.		Fixed Income - Highest Quality				0	XXX		XXX		XXX	
7.		Fixed Income - High Quality				0	XXX		XXX		XXX	
8.		Fixed Income - Medium Quality				0	XXX		XXX		XXX	
9.		Fixed Income - Low Quality				0	XXX		XXX		XXX	
10.		Fixed Income - Lower Quality				0	XXX		XXX		XXX	
11.		Fixed Income - In/Near Default				0	XXX		XXX		XXX	
12.		Unaffiliated Common Stock - Public	0	0	0	0	0.0000	0	0.1580 (a)	0	0.1580 (a)	0
13.		Unaffiliated Common Stock - Private				0	0.0000	0	0.1945	0	0.1945	0
14.		Real Estate				0	(b)	0	(b)	0	(b)	0
15.		Affiliated - Certain Other (See SVO Purposes and Procedures Manual)		XXX	XXX	0	0.0000	0	0.1580	0	0.1580	0
16.		Affiliated - All Other		XXX	XXX	0	0.0000	0	0.1945	0	0.1945	0
17.		Total Common Stock (Sum of Lines 1 through 16)	1,883,696	0	0	1,883,696	XXX	0	XXX	297,624	XXX	297,624
REAL ESTATE												
18.		Home Office Property (General Account only)	163,380			163,380	0.0000	0	0.0912	14,900	0.0912	14,900
19.		Investment Properties				0	0.0000	0	0.0912	0	0.0912	0
20.		Properties Acquired in Satisfaction of Debt				0	0.0000	0	0.1337	0	0.1337	0
21.		Total Real Estate (Sum of Lines 18 through 20)	163,380	0	0	163,380	XXX	0	XXX	14,900	XXX	14,900
OTHER INVESTED ASSETS												
INVESTMENTS WITH THE UNDERLYING CHARACTERISTICS OF BONDS												
22.		Exempt Obligations		XXX	XXX	0	0.0000	0	0.0000	0	0.0000	0
23.	1	Highest Quality		XXX	XXX	0	0.0005	0	0.0016	0	0.0033	0
24.	2	High Quality		XXX	XXX	0	0.0021	0	0.0064	0	0.0106	0
25.	3	Medium Quality		XXX	XXX	0	0.0099	0	0.0263	0	0.0376	0
26.	4	Low Quality		XXX	XXX	0	0.0245	0	0.0572	0	0.0817	0
27.	5	Lower Quality		XXX	XXX	0	0.0630	0	0.1128	0	0.1880	0
28.	6	In or Near Default		XXX	XXX	0	0.0000	0	0.2370	0	0.2370	0
29.		Total with Bond Characteristics (Sum of Lines 22 through 28)	0	XXX	XXX	0	XXX	0	XXX	0	XXX	0

ASSET VALUATION RESERVE (Continued)
BASIC CONTRIBUTION, RESERVE OBJECTIVE AND MAXIMUM RESERVE CALCULATIONS
EQUITY AND OTHER INVESTED ASSET COMPONENT

Line Number	NAIC Designation	Description	1 Book/Adjusted Carrying Value	2 Reclassify Related Party Encumbrances	3 Add Third Party Encumbrances	4 Balance for AVR Reserve Calculations (Cols. 1 + 2 + 3)	Basic Contribution		Reserve Objective		Maximum Reserve	
							5 Factor	6 Amount (Cols. 4 x 5)	7 Factor	8 Amount (Cols. 4 x 7)	9 Factor	10 Amount (Cols. 4 x 9)
INVESTMENTS WITH THE UNDERLYING CHARACTERISTICS OF PREFERRED STOCKS												
30.	1	Highest Quality		XXX	XXX	0	0.0005	0	0.0016	0	0.0033	0
31.	2	High Quality		XXX	XXX	0	0.0021	0	0.0064	0	0.0106	0
32.	3	Medium Quality		XXX	XXX	0	0.0099	0	0.0263	0	0.0376	0
33.	4	Low Quality		XXX	XXX	0	0.0245	0	0.0572	0	0.0817	0
34.	5	Lower Quality		XXX	XXX	0	0.0630	0	0.1128	0	0.1880	0
35.	6	In or Near Default		XXX	XXX	0	0.0000	0	0.2370	0	0.2370	0
36.		Affiliated Life with AVR		XXX	XXX	0	0.0000	0	0.0000	0	0.0000	0
37.		Total with Preferred Stock Characteristics (Sum of Lines 30 through 36)	0	XXX	XXX	0	XXX	0	XXX	0	XXX	0
INVESTMENTS WITH THE UNDERLYING CHARACTERISTICS OF MORTGAGE LOANS												
In Good Standing Affiliated:												
38.		Mortgages - CM1 - Highest Quality			XXX	0	0.0011	0	0.0057	0	0.0074	0
39.		Mortgages - CM2 - High Quality			XXX	0	0.0040	0	0.0114	0	0.0149	0
40.		Mortgages - CM3 - Medium Quality			XXX	0	0.0069	0	0.0200	0	0.0257	0
41.		Mortgages - CM4 - Low Medium Quality			XXX	0	0.0120	0	0.0343	0	0.0428	0
42.		Mortgages - CM5 - Low Quality			XXX	0	0.0183	0	0.0486	0	0.0628	0
43.		Residential Mortgages - Insured or Guaranteed			XXX	0	0.0003	0	0.0007	0	0.0011	0
44.		Residential Mortgages - All Other		XXX	XXX	0	0.0015	0	0.0034	0	0.0046	0
45.		Commercial Mortgages - Insured or Guaranteed			XXX	0	0.0003	0	0.0007	0	0.0011	0
Overdue, Not in Process Affiliated:												
46.		Farm Mortgages			XXX	0	0.0480	0	0.0868	0	0.1371	0
47.		Residential Mortgages - Insured or Guaranteed			XXX	0	0.0006	0	0.0014	0	0.0023	0
48.		Residential Mortgages - All Other			XXX	0	0.0029	0	0.0066	0	0.0103	0
49.		Commercial Mortgages - Insured or Guaranteed			XXX	0	0.0006	0	0.0014	0	0.0023	0
50.		Commercial Mortgages - All Other			XXX	0	0.0480	0	0.0868	0	0.1371	0
In Process of Foreclosure Affiliated:												
51.		Farm Mortgages			XXX	0	0.0000	0	0.1942	0	0.1942	0
52.		Residential Mortgages - Insured or Guaranteed			XXX	0	0.0000	0	0.0046	0	0.0046	0
53.		Residential Mortgages - All Other			XXX	0	0.0000	0	0.0149	0	0.0149	0
54.		Commercial Mortgages - Insured or Guaranteed			XXX	0	0.0000	0	0.0046	0	0.0046	0
55.		Commercial Mortgages - All Other			XXX	0	0.0000	0	0.1942	0	0.1942	0
56.		Total Affiliated (Sum of Lines 38 through 55)	0	0	XXX	0	XXX	0	XXX	0	XXX	0
57.		Unaffiliated - In Good Standing With Covenants			XXX	0	(c)	0	(c)	0	(c)	0
58.		Unaffiliated - In Good Standing Defeased With Government Securities			XXX	0	0.0011	0	0.0057	0	0.0074	0
59.		Unaffiliated - In Good Standing Primarily Senior			XXX	0	0.0040	0	0.0114	0	0.0149	0
60.		Unaffiliated - In Good Standing All Other			XXX	0	0.0069	0	0.0200	0	0.0257	0
61.		Unaffiliated - Overdue, Not in Process			XXX	0	0.0480	0	0.0868	0	0.1371	0
62.		Unaffiliated - In Process of Foreclosure			XXX	0	0.0000	0	0.1942	0	0.1942	0
63.		Total Unaffiliated (Sum of Lines 57 through 62)	0	0	XXX	0	XXX	0	XXX	0	XXX	0
64.		Total with Mortgage Loan Characteristics (Lines 56 + 63)	0	0	XXX	0	XXX	0	XXX	0	XXX	0

ASSET VALUATION RESERVE (Continued)
BASIC CONTRIBUTION, RESERVE OBJECTIVE AND MAXIMUM RESERVE CALCULATIONS
EQUITY AND OTHER INVESTED ASSET COMPONENT

Line Number	NAIC Designation	Description	1 Book/Adjusted Carrying Value	2 Reclassify Related Party Encumbrances	3 Add Third Party Encumbrances	4 Balance for AVR Reserve Calculations (Cols. 1 + 2 + 3)	Basic Contribution		Reserve Objective		Maximum Reserve	
							5 Factor	6 Amount (Cols. 4 x 5)	7 Factor	8 Amount (Cols. 4 x 7)	9 Factor	10 Amount (Cols. 4 x 9)
INVESTMENTS WITH THE UNDERLYING CHARACTERISTICS OF COMMON STOCK												
65.		Unaffiliated Public	0	XXX	XXX	0	0.0000	0	0.1580 (a)	0	0.1580 (a)	0
66.		Unaffiliated Private		XXX	XXX	0	0.0000	0	0.1945	0	0.1945	0
67.		Affiliated Life with AVR		XXX	XXX	0	0.0000	0	0.0000	0	0.0000	0
68.		Affiliated Certain Other (See SVO Purposes & Procedures Manual)		XXX	XXX	0	0.0000	0	0.1580	0	0.1580	0
69.		Affiliated Other - All Other		XXX	XXX	0	0.0000	0	0.1945	0	0.1945	0
70.		Total with Common Stock Characteristics (Sum of Lines 65 through 69)	0	XXX	XXX	0	XXX	0	XXX	0	XXX	0
INVESTMENTS WITH THE UNDERLYING CHARACTERISTICS OF REAL ESTATE												
71.		Home Office Property (General Account only)	0			0	0.0000	0	0.0912	0	0.0912	0
72.		Investment Properties	0			0	0.0000	0	0.0912	0	0.0912	0
73.		Properties Acquired in Satisfaction of Debt	0			0	0.0000	0	0.1337	0	0.1337	0
74.		Total with Real Estate Characteristics (Sum of Lines 71 through 73)	0	0	0	0	XXX	0	XXX	0	XXX	0
LOW INCOME HOUSING TAX CREDIT INVESTMENTS												
75.		Guaranteed Federal Low Income Housing Tax Credit	0			0	0.0003	0	0.0006	0	0.0010	0
76.		Non-guaranteed Federal Low Income Housing Tax Credit	0			0	0.0063	0	0.0120	0	0.0190	0
77.		Guaranteed State Low Income Housing Tax Credit	0			0	0.0003	0	0.0006	0	0.0010	0
78.		Non-guaranteed State Low Income Housing Tax Credit	0			0	0.0063	0	0.0120	0	0.0190	0
79.		All Other Low Income Housing Tax Credit	0			0	0.0273	0	0.0600	0	0.0975	0
80.		Total LIHTC (Sum of Lines 75 through 79)	0	0	0	0	XXX	0	XXX	0	XXX	0
ALL OTHER INVESTMENTS												
81.		NAIC 1 Working Capital Finance Investments		XXX		0	0.0000	0	0.0042	0	0.0042	0
82.		NAIC 2 Working Capital Finance Investments		XXX		0	0.0000	0	0.0137	0	0.0137	0
83.		Other Invested Assets - Schedule BA		XXX		0	0.0000	0	0.1580	0	0.1580	0
84.		Other Short-Term Invested Assets - Schedule DA		XXX		0	0.0000	0	0.1580	0	0.1580	0
85.		Total All Other (Sum of Lines 81, 82, 83 and 84)	0	XXX	0	0	XXX	0	XXX	0	XXX	0
86.		Total Other Invested Assets - Schedules BA & DA (Sum of Lines 29, 37, 64, 70, 74, 80 and 85)	0	0	0	0	XXX	0	XXX	0	XXX	0

(a) Times the company's weighted average portfolio beta (Minimum .1215, Maximum .2431).
 (b) Determined using the same factors and breakdowns used for directly owned real estate.
 (c) This will be the factor associated with the risk category determined in the company generated worksheet.

ANNUAL STATEMENT FOR THE YEAR 2021 OF THE American Mutual Life Association

SCHEDULE H - ACCIDENT AND HEALTH EXHIBIT

	Total		Group Accident and Health		Credit Accident and Health (Group and Individual)		Collectively Renewable		Other Individual Contracts									
	1 Amount	2 %	3 Amount	4 %	5 Amount	6 %	7 Amount	8 %	Non-Cancelable		Guaranteed Renewable		Non-Renewable for Stated Reasons Only		Other Accident Only		All Other	
									9 Amount	10 %	11 Amount	12 %	13 Amount	14 %	15 Amount	16 %	17 Amount	18 %
PART 1. - ANALYSIS OF UNDERWRITING OPERATIONS																		
1. Premiums written	5,853	XXX		XXX		XXX	5,853	XXX		XXX		XXX		XXX		XXX		XXX
2. Premiums earned	4,884	XXX		XXX		XXX	4,884	XXX		XXX		XXX		XXX		XXX		XXX
3. Incurred claims	2,170	44.4	0	0.0	0	0.0	2,170	44.4	0	0.0	0	0.0	0	0.0	0	0.0	0	0.0
4. Cost containment expenses	0	0.0		0.0		0.0	0	0.0		0.0		0.0		0.0		0.0		0.0
5. Incurred claims and cost containment expenses (Lines 3 and 4)	2,170	44.4	0	0.0	0	0.0	2,170	44.4	0	0.0	0	0.0	0	0.0	0	0.0	0	0.0
6. Increase in contract reserves	(38,125)	(780.6)	0	0.0	0	0.0	(38,125)	(780.6)	0	0.0	0	0.0	0	0.0	0	0.0	0	0.0
7. Commissions (a)	0	0.0	0	0.0		0.0	0	0.0		0.0		0.0		0.0		0.0		0.0
8. Other general insurance expenses	0	0.0	0	0.0		0.0	0	0.0		0.0		0.0		0.0		0.0		0.0
9. Taxes, licenses and fees	0	0.0	0	0.0		0.0	0	0.0		0.0		0.0		0.0		0.0		0.0
10. Total other expenses incurred	0	0.0	0	0.0	0	0.0	0	0.0	0	0.0	0	0.0	0	0.0	0	0.0	0	0.0
11. Aggregate write-ins for deductions	0	0.0	0	0.0	0	0.0	0	0.0	0	0.0	0	0.0	0	0.0	0	0.0	0	0.0
12. Gain from underwriting before dividends or refunds	40,839	836.2	0	0.0	0	0.0	40,839	836.2	0	0.0	0	0.0	0	0.0	0	0.0	0	0.0
13. Dividends or refunds	0	0.0	0	0.0		0.0	0	0.0		0.0		0.0		0.0		0.0		0.0
14. Gain from underwriting after dividends or refunds	40,839	836.2	0	0.0	0	0.0	40,839	836.2	0	0.0	0	0.0	0	0.0	0	0.0	0	0.0
DETAILS OF WRITE-INS																		
1101.																		
1102.																		
1103.																		
1198. Summary of remaining write-ins for Line 11 from overflow page	0	0.0	0	0.0	0	0.0	0	0.0	0	0.0	0	0.0	0	0.0	0	0.0	0	0.0
1199. Totals (Lines 1101 thru 1103 plus 1198)(Line 11 above)	0	0.0	0	0.0	0	0.0	0	0.0	0	0.0	0	0.0	0	0.0	0	0.0	0	0.0

(a) Includes \$ reported as "Contract, membership and other fees retained by agents."

ANNUAL STATEMENT FOR THE YEAR 2021 OF THE American Mutual Life Association
SCHEDULE H - ACCIDENT AND HEALTH EXHIBIT (Continued)

	1 Total	2 Group Accident and Health	3 Credit Accident and Health (Group and Individual)	4 Collectively Renewable	Other Individual Contracts				
					5 Non-Cancelable	6 Guaranteed Renewable	7 Non-Renewable for Stated Reasons Only	8 Other Accident Only	9 All Other
PART 2. - RESERVES AND LIABILITIES									
A. Premium Reserves:									
1. Unearned premiums	969			969					
2. Advance premiums	0								
3. Reserve for rate credits	0								
4. Total premium reserves, current year	969	0	0	969	0	0	0	0	0
5. Total premium reserves, prior year	1,230	0	0	1,230	0	0	0	0	0
6. Increase in total premium reserves	(261)	0	0	(261)	0	0	0	0	0
B. Contract Reserves:									
1. Additional reserves (a)	0								
2. Reserve for future contingent benefits	0								
3. Total contract reserves, current year	0	0	0	0	0	0	0	0	0
4. Total contract reserves, prior year	38,125	0	0	38,125	0	0	0	0	0
5. Increase in contract reserves	(38,125)	0	0	(38,125)	0	0	0	0	0
C. Claim Reserves and Liabilities:									
1. Total current year	0	0	0	0	0	0	0	0	0
2. Total prior year	0	0	0	0	0	0	0	0	0
3. Increase	0	0	0	0	0	0	0	0	0

PART 3. - TEST OF PRIOR YEAR'S CLAIM RESERVES AND LIABILITIES									
1. Claims paid during the year:									
1.1 On claims incurred prior to current year	0								
1.2 On claims incurred during current year	2,170			2,170					
2. Claim reserves and liabilities, December 31, current year:									
2.1 On claims incurred prior to current year	0								
2.2 On claims incurred during current year	0								
3. Test:									
3.1 Lines 1.1 and 2.1	0	0	0	0	0	0	0	0	0
3.2 Claim reserves and liabilities, December 31, prior year	0	0	0	0	0	0	0	0	0
3.3 Line 3.1 minus Line 3.2	0	0	0	0	0	0	0	0	0

PART 4. - REINSURANCE									
A. Reinsurance Assumed:									
1. Premiums written									
2. Premiums earned									
3. Incurred claims									
4. Commissions									
B. Reinsurance Ceded:									
1. Premiums written									
2. Premiums earned									
3. Incurred claims									
4. Commissions									

NONE

(a) Includes \$ premium deficiency reserve.

ANNUAL STATEMENT FOR THE YEAR 2021 OF THE American Mutual Life Association
SCHEDULE H - PART 5 - HEALTH CLAIMS

	1 Medical	2 Dental	3 Other	4 Total
A. Direct:				
1. Incurred Claims			2,170	2,170
2. Beginning Claim Reserves and Liabilities				0
3. Ending Claim Reserves and Liabilities				0
4. Claims Paid	0	0	2,170	2,170
B. Assumed Reinsurance:				
5. Incurred Claims				0
6. Beginning Claim Reserves and Liabilities				0
7. Ending Claim Reserves and Liabilities				0
8. Claims Paid	0	0	0	0
C. Ceded Reinsurance:				
9. Incurred Claims				0
10. Beginning Claim Reserves and Liabilities				0
11. Ending Claim Reserves and Liabilities				0
12. Claims Paid	0	0	0	0
D. Net:				
13. Incurred Claims	0	0	2,170	2,170
14. Beginning Claim Reserves and Liabilities	0	0	0	0
15. Ending Claim Reserves and Liabilities	0	0	0	0
16. Claims Paid	0	0	2,170	2,170
E. Net Incurred Claims and Cost Containment Expenses:				
17. Incurred Claims and Cost Containment Expenses			2,170	2,170
18. Beginning Reserves and Liabilities				0
19. Ending Reserves and Liabilities				0
20. Paid Claims and Cost Containment Expenses	0	0	2,170	2,170

Schedule S - Part 1 - Section 1

NONE

Schedule S - Part 1 - Section 2

NONE

Schedule S - Part 2

NONE

ANNUAL STATEMENT FOR THE YEAR 2021 OF THE American Mutual Life Association

SCHEDULE S - PART 3 - SECTION 1

Reinsurance Ceded Life Insurance, Annuities, Deposit Funds and Other Liabilities Without Life or Disability Contingencies, and Related Benefits Listed by Reinsuring Company as of December 31, Current Year

1 NAIC Company Code	2 ID Number	3 Effective Date	4 Name of Company	5 Domi- ciliary Juris- diction	6 Type of Reinsurance Ceded	7 Type of Business Ceded	8 Amount in Force at End of Year	Reserve Credit Taken		11 Premiums	Outstanding Surplus Relief		14 Modified Coinsurance Reserve	15 Funds Withheld Under Coinsurance
								9 Current Year	10 Prior Year		12 Current Year	13 Prior Year		
88099	75-1608507	07/01/2005	OptimumRe	TX	CO/I	ADB	3,226,194			1,932				
88099	75-1608507	07/01/2005	OptimumRe	TX	YRT/I	OL	771,064			1,639				
0199999	General Account - Authorized U.S. Affiliates - Captive						3,997,258	0	0	3,571	0	0	0	0
0399999	Total General Account - Authorized U.S. Affiliates						3,997,258	0	0	3,571	0	0	0	0
0699999	Total General Account - Authorized Non-U.S. Affiliates						0	0	0	0	0	0	0	0
0799999	Total General Account - Authorized Affiliates						3,997,258	0	0	3,571	0	0	0	0
1099999	Total General Account - Authorized Non-Affiliates						0	0	0	0	0	0	0	0
1199999	Total General Account Authorized						3,997,258	0	0	3,571	0	0	0	0
1499999	Total General Account - Unauthorized U.S. Affiliates						0	0	0	0	0	0	0	0
1799999	Total General Account - Unauthorized Non-U.S. Affiliates						0	0	0	0	0	0	0	0
1899999	Total General Account - Unauthorized Affiliates						0	0	0	0	0	0	0	0
2199999	Total General Account - Unauthorized Non-Affiliates						0	0	0	0	0	0	0	0
2299999	Total General Account Unauthorized						0	0	0	0	0	0	0	0
2599999	Total General Account - Certified U.S. Affiliates						0	0	0	0	0	0	0	0
2899999	Total General Account - Certified Non-U.S. Affiliates						0	0	0	0	0	0	0	0
2999999	Total General Account - Certified Affiliates						0	0	0	0	0	0	0	0
3299999	Total General Account - Certified Non-Affiliates						0	0	0	0	0	0	0	0
3399999	Total General Account Certified						0	0	0	0	0	0	0	0
3699999	Total General Account - Reciprocal Jurisdiction U.S. Affiliates						0	0	0	0	0	0	0	0
3999999	Total General Account - Reciprocal Jurisdiction Non-U.S. Affiliates						0	0	0	0	0	0	0	0
4099999	Total General Account - Reciprocal Jurisdiction Affiliates						0	0	0	0	0	0	0	0
4399999	Total General Account - Reciprocal Jurisdiction Non-Affiliates						0	0	0	0	0	0	0	0
4499999	Total General Account Reciprocal Jurisdiction						0	0	0	0	0	0	0	0
4599999	Total General Account Authorized, Unauthorized, Reciprocal Jurisdiction and Certified						3,997,258	0	0	3,571	0	0	0	0
4899999	Total Separate Accounts - Authorized U.S. Affiliates						0	0	0	0	0	0	0	0
5199999	Total Separate Accounts - Authorized Non-U.S. Affiliates						0	0	0	0	0	0	0	0
5299999	Total Separate Accounts - Authorized Affiliates						0	0	0	0	0	0	0	0
5599999	Total Separate Accounts - Authorized Non-Affiliates						0	0	0	0	0	0	0	0
5699999	Total Separate Accounts Authorized						0	0	0	0	0	0	0	0
5999999	Total Separate Accounts - Unauthorized U.S. Affiliates						0	0	0	0	0	0	0	0
6299999	Total Separate Accounts - Unauthorized Non-U.S. Affiliates						0	0	0	0	0	0	0	0
6399999	Total Separate Accounts - Unauthorized Affiliates						0	0	0	0	0	0	0	0
6699999	Total Separate Accounts - Unauthorized Non-Affiliates						0	0	0	0	0	0	0	0
6799999	Total Separate Accounts Unauthorized						0	0	0	0	0	0	0	0
7099999	Total Separate Accounts - Certified U.S. Affiliates						0	0	0	0	0	0	0	0
7399999	Total Separate Accounts - Certified Non-U.S. Affiliates						0	0	0	0	0	0	0	0
7499999	Total Separate Accounts - Certified Affiliates						0	0	0	0	0	0	0	0
7799999	Total Separate Accounts - Certified Non-Affiliates						0	0	0	0	0	0	0	0
7899999	Total Separate Accounts Certified						0	0	0	0	0	0	0	0
8199999	Total Separate Accounts - Reciprocal Jurisdiction U.S. Affiliates						0	0	0	0	0	0	0	0
8499999	Total Separate Accounts - Reciprocal Jurisdiction Non-U.S. Affiliates						0	0	0	0	0	0	0	0
8599999	Total Separate Accounts - Reciprocal Jurisdiction Affiliates						0	0	0	0	0	0	0	0
8899999	Total Separate Accounts - Reciprocal Jurisdiction Non-Affiliates						0	0	0	0	0	0	0	0
8999999	Total Separate Accounts Reciprocal Jurisdiction						0	0	0	0	0	0	0	0
9099999	Total Separate Accounts Authorized, Unauthorized, Reciprocal Jurisdiction and Certified						0	0	0	0	0	0	0	0
9199999	Total U.S. (Sum of 0399999, 0899999, 1499999, 1999999, 2599999, 3099999, 3699999, 4199999, 4899999, 5399999, 5999999, 6499999, 7099999, 7599999, 8199999 and 8699999)						3,997,258	0	0	3,571	0	0	0	0
9299999	Total Non-U.S. (Sum of 0699999, 0999999, 1799999, 2099999, 2899999, 3199999, 3999999, 4299999, 5199999, 5499999, 6299999, 6599999, 7399999, 7699999, 8499999 and 8799999)						0	0	0	0	0	0	0	0
9999999	- Totals						3,997,258	0	0	3,571	0	0	0	0

Schedule S - Part 3 - Section 2

NONE

Schedule S - Part 4

NONE

Schedule S - Part 4 - Bank Footnote

NONE

ANNUAL STATEMENT FOR THE YEAR 2021 OF THE American Mutual Life Association

SCHEDULE S - PART 5

Reinsurance Ceded to Certified Reinsurers as of December 31, Current Year (\$000 Omitted)

1 NAIC Company Code	2 ID Number	3 Effective Date	4 Name of Reinsurer	5 Domiciliary Jurisdiction	6 Certified Reinsurer Rating (1 through 6)	7 Effective Date of Certified Reinsurer Rating	8 Percent Collateral Required for Full Credit (0% - 100%)	9 Reserve Credit Taken	10 Paid and Unpaid Losses Recoverable (Debit)	11 Other Debits	12 Total Recoverable/ Reserve Credit Taken (Col. 9 + 10 + 11)	13 Miscellaneous Balances (Credit)	14 Net Obligation Subject to Collateral (Col. 12 - 13)	15 Dollar Amount of Collateral Required for Full Credit (Col. 14 Times Col. 8)	Collateral						23 Percent of Collateral Provided for Net Obligation Subject to Collateral (Col. 22 / Col. 14)	24 Percent Credit Allowed on Net Obligation Subject to Collateral (Col. 23 / Col. 8, not to Exceed 100%)	25 Amount of Credit Allowed for Net Obligation Subject to Collateral (Col. 14 x Col. 24)	26 Liability for Reinsurance with Certified Reinsurers Due to Collateral Deficiency (Col. 14 - Col. 25)						
															16 Multiple Beneficiary Trust	17 Letters of Credit	18 Issuing or Confirming Bank Reference Number (a)	19 Trust Agreements	20 Funds Deposited by and Withheld from Reinsurers	21 Other					22 Total Collateral Provided (Col. 16 + 17 + 19 + 20 + 21)					
0399999			Total General Account - Life and Annuity U.S. Affiliates					0	0	0	0	0	0	0	0	0	0	0	0	0	0	0	0	0	0	0	0	0	0	0
0699999			Total General Account - Life and Annuity Non-U.S. Affiliates					0	0	0	0	0	0	0	0	0	0	0	0	0	0	0	0	0	0	0	0	0	0	0
0799999			Total General Account - Life and Annuity Affiliates					0	0	0	0	0	0	0	0	0	0	0	0	0	0	0	0	0	0	0	0	0	0	0
1099999			Total General Account - Life and Annuity Non-Affiliates					0	0	0	0	0	0	0	0	0	0	0	0	0	0	0	0	0	0	0	0	0	0	0
1199999			Total General Account Life and Annuity					0	0	0	0	0	0	0	0	0	0	0	0	0	0	0	0	0	0	0	0	0	0	0
1499999			Total General Account - Accident and Health U.S. Affiliates					0	0	0	0	0	0	0	0	0	0	0	0	0	0	0	0	0	0	0	0	0	0	0
1799999			Total General Account - Accident and Health Non-U.S. Affiliates					0	0	0	0	0	0	0	0	0	0	0	0	0	0	0	0	0	0	0	0	0	0	0
1899999			Total General Account - Accident and Health Affiliates					0	0	0	0	0	0	0	0	0	0	0	0	0	0	0	0	0	0	0	0	0	0	0
2199999			Total General Account - Accident and Health Non-Affiliates					0	0	0	0	0	0	0	0	0	0	0	0	0	0	0	0	0	0	0	0	0	0	0
2299999			Total General Account Accident and Health					0	0	0	0	0	0	0	0	0	0	0	0	0	0	0	0	0	0	0	0	0	0	0
2399999			Total General Account					0	0	0	0	0	0	0	0	0	0	0	0	0	0	0	0	0	0	0	0	0	0	0
2699999			Total Separate Accounts - U.S. Affiliates					0	0	0	0	0	0	0	0	0	0	0	0	0	0	0	0	0	0	0	0	0	0	0
2999999			Total Separate Accounts - Non-U.S. Affiliates					0	0	0	0	0	0	0	0	0	0	0	0	0	0	0	0	0	0	0	0	0	0	0
3099999			Total Separate Accounts - Affiliates					0	0	0	0	0	0	0	0	0	0	0	0	0	0	0	0	0	0	0	0	0	0	0
3399999			Total Separate Accounts - Non-Affiliates					0	0	0	0	0	0	0	0	0	0	0	0	0	0	0	0	0	0	0	0	0	0	0
3499999			Total Separate Accounts					0	0	0	0	0	0	0	0	0	0	0	0	0	0	0	0	0	0	0	0	0	0	0
3599999			Total U.S. (Sum of 0399999, 0899999, 1499999, 1999999, 2699999 and 3199999)					0	0	0	0	0	0	0	0	0	0	0	0	0	0	0	0	0	0	0	0	0	0	0
3699999			Total Non-U.S. (Sum of 0699999, 0999999, 1799999, 2099999, 2999999 and 3299999)					0	0	0	0	0	0	0	0	0	0	0	0	0	0	0	0	0	0	0	0	0	0	0
9999999			Totals					0	0	0	0	0	0	0	0	0	0	0	0	0	0	0	0	0	0	0	0	0	0	0

47

(a)	Issuing or Confirming Bank Reference Number	Letters of Credit Code	American Bankers Association (ABA) Routing Number	Issuing or Confirming Bank Name	Letters of Credit Amount
				NONE	

ANNUAL STATEMENT FOR THE YEAR 2021 OF THE American Mutual Life Association

SCHEDULE S - PART 6

Five Year Exhibit of Reinsurance Ceded Business
(\$000 Omitted)

	1 2021	2 2020	3 2019	4 2018	5 2017
A. OPERATIONS ITEMS					
1. Premiums and annuity considerations for life and accident and health contracts	4	3	4	3	4
2. Commissions and reinsurance expense allowances	0	0	0	0	0
3. Contract claims	0	0	0	0	0
4. Surrender benefits and withdrawals for life contracts					
5. Dividends to policyholders and refunds to members					
6. Reserve adjustments on reinsurance ceded	0	0	0	0	0
7. Increase in aggregate reserve for life and accident and health contracts					
B. BALANCE SHEET ITEMS					
8. Premiums and annuity considerations for life and accident and health contracts deferred and uncollected	0	0	0	0	0
9. Aggregate reserves for life and accident and health contracts	0	0	0	0	0
10. Liability for deposit-type contracts					
11. Contract claims unpaid	0	0	0	0	0
12. Amounts recoverable on reinsurance	0	0	0	0	0
13. Experience rating refunds due or unpaid					
14. Policyholders' dividends and refunds to members (not included in Line 10)					
15. Commissions and reinsurance expense allowances due					
16. Unauthorized reinsurance offset	0	0	0	0	0
17. Offset for reinsurance with Certified Reinsurers	0		0	0	0
C. UNAUTHORIZED REINSURANCE (DEPOSITS BY AND FUNDS WITHHELD FROM)					
18. Funds deposited by and withheld from (F)	0	0	0	0	0
19. Letters of credit (L)	0	0	0	0	0
20. Trust agreements (T)	0	0	0	0	0
21. Other (O)	0	0	0	0	0
D. REINSURANCE WITH CERTIFIED REINSURERS (DEPOSITS BY AND FUNDS WITHHELD FROM)					
22. Multiple Beneficiary Trust	0		0	0	0
23. Funds deposited by and withheld from (F)	0		0	0	0
24. Letters of credit (L)	0		0	0	0
25. Trust agreements (T)	0		0	0	0
26. Other (O)	0		0	0	0

ANNUAL STATEMENT FOR THE YEAR 2021 OF THE American Mutual Life Association

SCHEDULE S - PART 7

Restatement of Balance Sheet to Identify Net Credit for Ceded Reinsurance

	1 As Reported (net of ceded)	2 Restatement Adjustments	3 Restated (gross of ceded)
ASSETS (Page 2, Col. 3)			
1. Cash and invested assets (Line 12)	46,547,162		46,547,162
2. Reinsurance (Line 16)	0	0	0
3. Premiums and considerations (Line 15)	957	0	957
4. Net credit for ceded reinsurance	XXX	0	0
5. All other admitted assets (balance)	621,637		621,637
6. Total assets excluding Separate Accounts (Line 26)	47,169,756	0	47,169,756
7. Separate Account assets (Line 27)	0		0
8. Total assets (Line 28)	47,169,756	0	47,169,756
LIABILITIES, CAPITAL AND SURPLUS (Page 3)			
9. Contract reserves (Lines 1 and 2)	31,770,484	0	31,770,484
10. Liability for deposit-type contracts (Line 3)	1,176,040		1,176,040
11. Claim reserves (Line 4)	107,563		107,563
12. Policyholder dividends/member refunds/reserves (Lines 5 through 7)	100,000		100,000
13. Premium & annuity considerations received in advance (Line 8)	0		0
14. Other contract liabilities (Line 9)	312,988		312,988
15. Reinsurance in unauthorized companies (Line 24.02 minus inset amount)	0	0	0
16. Funds held under reinsurance treaties with unauthorized reinsurers (Line 24.03 minus inset amount)	0		0
17. Reinsurance with Certified Reinsurers (Line 24.02 inset amount)	0		0
18. Funds held under reinsurance treaties with Certified Reinsurers (Line 24.03 inset amount)	0		0
19. All other liabilities (balance)	1,007,116		1,007,116
20. Total liabilities excluding Separate Accounts (Line 26)	34,474,190	0	34,474,190
21. Separate Account liabilities (Line 27)	0		0
22. Total liabilities (Line 28)	34,474,190	0	34,474,190
23. Capital & surplus (Line 38)	12,695,562	XXX	12,695,562
24. Total liabilities, capital & surplus (Line 39)	47,169,752	0	47,169,752
NET CREDIT FOR CEDED REINSURANCE			
25. Contract reserves	0		
26. Claim reserves	0		
27. Policyholder dividends/reserves	0		
28. Premium & annuity considerations received in advance	0		
29. Liability for deposit-type contracts	0		
30. Other contract liabilities	0		
31. Reinsurance ceded assets	0		
32. Other ceded reinsurance recoverables	0		
33. Total ceded reinsurance recoverables	0		
34. Premiums and considerations	0		
35. Reinsurance in unauthorized companies	0		
36. Funds held under reinsurance treaties with unauthorized reinsurers	0		
37. Reinsurance with Certified Reinsurers	0		
38. Funds held under reinsurance treaties with Certified Reinsurers	0		
39. Other ceded reinsurance payables/offsets	0		
40. Total ceded reinsurance payable/offsets	0		
41. Total net credit for ceded reinsurance	0		

ANNUAL STATEMENT FOR THE YEAR 2021 OF THE American Mutual Life Association

SCHEDULE T - PART 2
INTERSTATE COMPACT - EXHIBIT OF PREMIUMS WRITTEN

Allocated by States and Territories

		Direct Business Only					6 Totals
		1 Life (Group and Individual)	2 Annuities (Group and Individual)	3 Disability Income (Group and Individual)	4 Long-Term Care (Group and Individual)	5 Deposit-Type Contracts	
States, Etc.							
1. Alabama	AL	0	0			0	0
2. Alaska	AK	0	0			0	0
3. Arizona	AZ	0	0			0	0
4. Arkansas	AR	0	0			0	0
5. California	CA	0	0			0	0
6. Colorado	CO	0	0			0	0
7. Connecticut	CT	0	0			0	0
8. Delaware	DE	0	0			0	0
9. District of Columbia	DC	0	0			0	0
10. Florida	FL	0	0			0	0
11. Georgia	GA	0	0			0	0
12. Hawaii	HI	0	0			0	0
13. Idaho	ID	0	0			0	0
14. Illinois	IL	0	0			0	0
15. Indiana	IN	0	0			0	0
16. Iowa	IA	0	0			0	0
17. Kansas	KS	0	0			0	0
18. Kentucky	KY	0	0			0	0
19. Louisiana	LA	0	0			0	0
20. Maine	ME	0	0			0	0
21. Maryland	MD	0	0			0	0
22. Massachusetts	MA	0	0			0	0
23. Michigan	MI	0	0			0	0
24. Minnesota	MN	0	0			0	0
25. Mississippi	MS	0	0			0	0
26. Missouri	MO	0	0			0	0
27. Montana	MT	0	0			0	0
28. Nebraska	NE	0	0			0	0
29. Nevada	NV	0	0			0	0
30. New Hampshire	NH	0	0			0	0
31. New Jersey	NJ	0	0			0	0
32. New Mexico	NM	0	0			0	0
33. New York	NY	0	0			0	0
34. North Carolina	NC	0	0			0	0
35. North Dakota	ND	0	0			0	0
36. Ohio	OH	77,480	2,407,516			111,084	2,596,080
37. Oklahoma	OK	0	0			0	0
38. Oregon	OR	0	0			0	0
39. Pennsylvania	PA	0	0			0	0
40. Rhode Island	RI	0	0			0	0
41. South Carolina	SC	0	0			0	0
42. South Dakota	SD	0	0			0	0
43. Tennessee	TN	0	0			0	0
44. Texas	TX	0	0			0	0
45. Utah	UT	0	0			0	0
46. Vermont	VT	0	0			0	0
47. Virginia	VA	0	0			0	0
48. Washington	WA	0	0			0	0
49. West Virginia	WV	0	0			0	0
50. Wisconsin	WI	0	0			0	0
51. Wyoming	WY	0	0			0	0
52. American Samoa	AS	0	0			0	0
53. Guam	GU	0	0			0	0
54. Puerto Rico	PR	0	0			0	0
55. U.S. Virgin Islands	VI	0	0			0	0
56. Northern Mariana Islands	MP	0	0			0	0
57. Canada	CAN	0	0			0	0
58. Aggregate Other Alien	OT	0	0			0	0
59. Total		77,480	2,407,516	0	0	111,084	2,596,080

SUPPLEMENTAL EXHIBITS AND SCHEDULES INTERROGATORIES

The following supplemental reports are required to be filed as part of your statement filing unless specifically waived by the domiciliary state. However, in the event that your domiciliary state waives the filing requirement, your response of WAIVED to the specific interrogatory will be accepted in lieu of filing a "NONE" report and a bar code will be printed below. If the supplement is required of your company but is not being filed for whatever reason enter SEE EXPLANATION and provide an explanation following the interrogatory questions.

	Responses
MARCH FILING	
1. Will the Supplemental Compensation Exhibit be filed with the state of domicile by March 1?	YES
2. Will the confidential Risk-based Capital Report be filed with the NAIC by March 1?	YES
3. Will the confidential Risk-based Capital Report be filed with the state of domicile, if required, by March 1?	YES
4. Will an actuarial opinion be filed by March 1?	YES
APRIL FILING	
5. Will Management's Discussion and Analysis be filed by April 1?	YES
6. Will the Life, Health & Annuity Guaranty Association Assessable Premium Exhibit - Parts 1 and 2 be filed with the state of domicile and the NAIC by April 1? (Not applicable to fraternal benefit societies)	WAIVED
7. Will the Supplemental Investment Risks Interrogatories be filed by April 1?	YES
JUNE FILING	
8. Will an audited financial report be filed by June 1?	YES
9. Will Accountant's Letter of Qualifications be filed with the state of domicile and electronically with the NAIC by June 1?	YES

The following supplemental reports are required to be filed as part of your annual statement filing **if your company is engaged in the type of business covered by the supplement. However, in the event that your company does not transact the type of business for which the special report must be filed, your response of NO to the specific interrogatory will be accepted in lieu of filing a "NONE" report and a bar code will be printed below.** If the supplement is required of your company but is not being filed for whatever reason enter SEE EXPLANATION and provide an explanation following the interrogatory questions.

MARCH FILING	
10. Will Schedule SIS (Stockholder Information Supplement) be filed with the state of domicile by March 1? (Not applicable to fraternal benefit societies) ...	NO
11. Will the Medicare Supplement Insurance Experience Exhibit be filed with the state of domicile and the NAIC by March 1?	NO
12. Will the Trusteed Surplus Statement be filed with the state of domicile and the NAIC by March 1?	NO
13. Will the actuarial opinion on participating and non-participating policies as required in Interrogatories 1 and 2 to Exhibit 5 be filed with the state of domicile and electronically with the NAIC by March 1?	YES
14. Will the actuarial opinion on non-guaranteed elements as required in interrogatory #3 to Exhibit 5 be filed with the state of domicile and electronically with the NAIC by March 1?	YES
15. Will the actuarial opinion on X-Factors be filed with the state of domicile and electronically with the NAIC by March 1?	NO
16. Will the actuarial opinion on Separate Accounts Funding Guaranteed Minimum Benefit be filed with the state of domicile and electronically with the NAIC by March 1?	NO
17. Will the actuarial opinion on Synthetic Guaranteed Investment Contracts be filed with the state of domicile and electronically with the NAIC by March 1?	NO
18. Will the Reasonableness of Assumptions Certification required by Actuarial Guideline XXXV be filed with the state of domicile and electronically with the NAIC by March 1?	NO
19. Will the Reasonableness and Consistency of Assumptions Certification required by Actuarial Guideline XXXV be filed with the state of domicile and electronically with the NAIC by March 1?	NO
20. Will the Reasonableness of Assumptions Certification for Implied Guaranteed Rate Method required by Actuarial Guideline XXXVI be filed with the state of domicile and electronically with the NAIC by March 1?	NO
21. Will the Reasonableness and Consistency of Assumptions Certification required by Actuarial Guideline XXXVI (Updated Average Market Value) be filed with the state of domicile and electronically with the NAIC by March 1?	NO
22. Will the Reasonableness and Consistency of Assumptions Certification required by Actuarial Guideline XXXVI (Updated Market Value) be filed with the state of domicile and electronically with the NAIC by March 1?	NO
23. Will the C-3 RBC Certifications required under C-3 Phase I be filed with the state of domicile and electronically with the NAIC by March 1?	YES
24. Will the C-3 RBC Certifications required under C-3 Phase II be filed with the state of domicile and electronically with the NAIC by March 1?	NO
25. Will the Actuarial Certifications Related to Annuity Nonforfeiture Ongoing Compliance for Equity Indexed Annuities be filed with the state of domicile and electronically with the NAIC by March 1?	NO

SUPPLEMENTAL EXHIBITS AND SCHEDULES INTERROGATORIES

- 26. Will the actuarial opinion required by the Modified Guaranteed Annuity Model Regulation be filed with the state of domicile and electronically with the NAIC by March 1? NO
- 27. Will the Actuarial Certification regarding the use of 2001 Preferred Class Tables required by the Model Regulation Permitting the Recognition of Preferred Mortality Tables for Use in Determining Minimum Reserve Liabilities be filed with the state of domicile and electronically with the NAIC by March 1? NO
- 28. Will the Worker's Compensation Carve-Out Supplement be filed by March 1? (Not applicable to fraternal benefit societies) NO
- 29. Will Supplemental Schedule O be filed with the state of domicile and the NAIC by March 1? NO
- 30. Will the Medicare Part D Coverage Supplement be filed with the state of domicile and the NAIC by March 1? NO
- 31. Will an approval from the reporting entity's state of domicile for relief related to the five-year rotation requirement for lead audit partner be filed electronically with the NAIC by March 1? NO
- 32. Will an approval from the reporting entity's state of domicile for relief related to the one-year cooling off period for independent CPA be filed electronically with the NAIC by March 1? NO
- 33. Will an approval from the reporting entity's state of domicile for relief related to the Requirements for Audit Committees be filed electronically with the NAIC by March 1? NO
- 34. Will the VM-20 Reserves Supplement be filed with the state of domicile and the NAIC by March 1? NO
- 35. Will the Health Care Receivables Supplement be filed with the state of domicile and the NAIC by March 1? NO

APRIL FILING

- 36. Will the confidential Regulatory Asset Adequacy Issues Summary (RAAIS) required by the Valuation Manual be filed with the state of domicile by April 1? NO
- 37. Will the Long-Term Care Experience Reporting Forms be filed with the state of domicile and the NAIC by April 1? NO
- 38. Will the Credit Insurance Experience Exhibit be filed with the state of domicile and the NAIC by April 1? (Not applicable to fraternal benefit societies) ... NO
- 39. Will the Accident and Health Policy Experience Exhibit be filed by April 1? NO
- 40. Will the Supplemental Health Care Exhibit (Parts 1, 2 and 3) be filed with the state of domicile and the NAIC by April 1? NO
- 41. Will the regulator only (non-public) Supplemental Health Care Exhibit's Expense Allocation Report be filed with the state of domicile and the NAIC by April 1? NO
- 42. Will the confidential Actuarial Memorandum required by Actuarial Guideline XXXVIII 8D be filed with the state of domicile by April 30? NO
- 43. Will the Supplemental Term and Universal Life Insurance Reinsurance Exhibit be filed with the state of domicile and the NAIC by April 1? NO
- 44. Will the Variable Annuities Supplement be filed with the state of domicile and the NAIC by April 1? NO
- 45. Will the confidential Executive Summary of the PBR Actuarial Report be filed with the state of domicile by April 1? NO
- 46. Will the confidential Life Summary of the PBR Actuarial Report be filed with the state of domicile by April 1? NO
- 47. Will the confidential Variable Annuities Summary of the PBR Actuarial Report be filed with the state of domicile by April 1? NO

AUGUST FILING

- 48. Will Management's Report of Internal Control Over Financial Reporting be filed with the state of domicile by August 1? YES

Explanations:

- 10.
- 11.
- 12.
- 15.
- 16.
- 17.
- 18.
- 19.
- 20.
- 21.
- 22.
- 24.
- 25.
- 26.
- 27.
- 28.
- 29.
- 30.
- 31.
- 32.
- 33.
- 34.
- 35.
- 36.
- 37.
- 38.
- 39.
- 40.
- 41.
- 42.
- 43.
- 44.
- 45.
- 46.
- 47.

Bar Codes:

- 6. Life, Health & Annuity Assessable Premium Exhibit - Parts 1 and 2 [Document Identifier 290]



- 10. SIS Stockholder Information Supplement [Document Identifier 420]



- 11. Medicare Supplement Insurance Experience Exhibit [Document Identifier 360]



- 12. Trusteed Surplus Statement [Document Identifier 490]



- 15. Actuarial Opinion on X-Factors [Document Identifier 442]
































- 16. Actuarial Opinion on Separate Accounts Funding Guaranteed Minimum Benefit [Document Identifier 443]



- 17. Actuarial Opinion on Synthetic Guaranteed Investment Contracts [Document Identifier 444]



SUPPLEMENTAL EXHIBITS AND SCHEDULES INTERROGATORIES

18. Reasonableness of Assumptions Certification required by Actuarial Guideline XXXV [Document Identifier 445]	 5 6 2 8 6 2 0 2 1 4 4 5 0 0 0 0 0
19. Reasonableness and Consistency of Assumptions Certification required by Actuarial Guideline XXXV [Document Identifier 446]	 5 6 2 8 6 2 0 2 1 4 4 6 0 0 0 0 0
20. Reasonableness of Assumptions Certification for Implied Guaranteed Rate Method required by Actuarial Guideline XXXVI [Document Identifier 447]	 5 6 2 8 6 2 0 2 1 4 4 7 0 0 0 0 0
21. Reasonableness and Consistency of Assumptions Certification required by Actuarial Guideline XXXVI [Document Identifier 448]	 5 6 2 8 6 2 0 2 1 4 4 8 0 0 0 0 0
22. Reasonableness and Consistency of Assumptions Certification required by Actuarial Guideline XXXVI (Updated Market Value) [Document Identifier 449]	 5 6 2 8 6 2 0 2 1 4 4 9 0 0 0 0 0
24. C-3 RBC Certifications Required Under C-3 Phase II [Document Identifier 451]	 5 6 2 8 6 2 0 2 1 4 5 1 0 0 0 0 0
25. Actuarial Certifications Related to Annuity Nonforfeiture Ongoing Compliance for Equity Indexed Annuities [Document Identifier 452]	 5 6 2 8 6 2 0 2 1 4 5 2 0 0 0 0 0
26. Modified Guaranteed Annuity Model Regulation [Document Identifier 453]	 5 6 2 8 6 2 0 2 1 4 5 3 0 0 0 0 0
27. Actuarial Certification regarding the use of 2001 Preferred Class Tables required by the Model Regulation Permitting the Recognition of Preferred Mortality Tables for Use in Determining Minimum Reserve Liabilities [Document Identifier 454]	 5 6 2 8 6 2 0 2 1 4 5 4 0 0 0 0 0
28. Workers' Compensation Carve-Out Supplement [Document Identifier 495]	 5 6 2 8 6 2 0 2 1 4 9 5 0 0 0 0 0
29. Supplemental Schedule O [Document Identifier 465]	 5 6 2 8 6 2 0 2 1 4 6 5 0 0 0 0 0
30. Medicare Part D Coverage Supplement [Document Identifier 365]	 5 6 2 8 6 2 0 2 1 3 6 5 0 0 0 0 0
31. Relief from the five-year rotation requirement for lead audit partner [Document Identifier 224]	 5 6 2 8 6 2 0 2 1 2 2 4 0 0 0 0 0
32. Relief from the one-year cooling off period for independent CPA [Document Identifier 225]	 5 6 2 8 6 2 0 2 1 2 2 5 0 0 0 0 0
33. Relief from the Requirements for Audit Committees [Document Identifier 226]	 5 6 2 8 6 2 0 2 1 2 2 6 0 0 0 0 0
34. VM-20 Reserves Supplement [Document Identifier 456]	 5 6 2 8 6 2 0 2 1 4 5 6 0 0 0 0 0
35. Health Care Receivables Supplement [Document Identifier 470]	 5 6 2 8 6 2 0 2 1 4 7 0 0 0 0 0 0
36. Regulatory Asset Adequacy Issues Summary (RAAIS) required by the Valuation Manual [Document Identifier 434]	 5 6 2 8 6 2 0 2 1 4 3 4 0 0 0 0 0
37. Long-Term Care Experience Reporting Forms [Document Identifier 306]	 5 6 2 8 6 2 0 2 1 3 0 6 0 0 0 0 0
38. Credit Insurance Experience Exhibit [Document Identifier 230]	 5 6 2 8 6 2 0 2 1 2 3 0 0 0 0 0 0
39. Accident and Health Policy Experience Exhibit [Document Identifier 210]	 5 6 2 8 6 2 0 2 1 2 1 0 0 0 0 0 0
40. Supplemental Health Care Exhibit (Parts 1, 2 and 3) [Document Identifier 216]	 5 6 2 8 6 2 0 2 1 2 1 6 0 0 0 0 0
41. Supplemental Health Care Exhibit's Expense Allocation Report [Document Identifier 217]	 5 6 2 8 6 2 0 2 1 2 1 7 0 0 0 0 0
42. Actuarial Memorandum Required by Actuarial Guideline XXXVIII 8D [Document Identifier 435]	 5 6 2 8 6 2 0 2 1 4 3 5 0 0 0 0 0
43. Supplemental Term and Universal Life Insurance Reinsurance Exhibit [Document Identifier 345]	 5 6 2 8 6 2 0 2 1 3 4 5 0 0 0 0 0
44. Variable Annuities Supplement [Document Identifier 286]	 5 6 2 8 6 2 0 2 1 2 8 6 0 0 0 0 0
45. Executive Summary of the PBR Actuarial Report [Document Identifier 457]	 5 6 2 8 6 2 0 2 1 4 5 7 0 0 0 0 0
46. Life Summary of the PBR Actuarial Report [Document Identifier 458]	 5 6 2 8 6 2 0 2 1 4 5 8 0 0 0 0 0
47. Variable Annuities Summary of the PBR Actuarial Report [Document Identifier 459]	 5 6 2 8 6 2 0 2 1 4 5 9 0 0 0 0 0

ANNUAL STATEMENT FOR THE YEAR 2021 OF THE American Mutual Life Association

OVERFLOW PAGE FOR WRITE-INS

Additional Write-ins for Exhibit 2 Line 9.3

	Insurance				5 Investment	6 Fraternal	7 Total
	1 Life	Accident and Health		4 All Other Lines of Business			
		2 Cost Containment	3 All Other				
09.304. Fraternal Events						29,054	29,054
09.305. Data Processing	10,321						10,321
09.397. Summary of remaining write-ins for Line 9.3 from overflow page	10,321	0	0	0	0	29,054	39,375



SUPPLEMENT FOR THE YEAR 2021 OF THE American Mutual Life Association
HEALTH CARE RECEIVABLES SUPPLEMENT

For The Year Ended December 31, 2021
 (To Be Filed by March 1)

Of The American Mutual Life Association
 Address (City, State and Zip Code) Cleveland , OH 44119
 NAIC Group Code 0000 NAIC Company Code 56286 Employer's ID Number 34-6577472

EXHIBIT 3 - HEALTH CARE RECEIVABLES

1 Name of Debtor	2 1 - 30 Days	3 31 - 60 Days	4 61 - 90 Days	5 Over 90 Days	6 Nonadmitted	7 Admitted
0799999 Gross health care receivables						