

**Changes to Schedule T in our NAIC financials (Exhibit of Premiums Written) to include the following 3 states for which we obtained Certificates of Authority to conduct business as of 12-31-21:**

**IN – 10-14-21**

**PA – 8-25-21**

**TN – 8-6-21**



TITLE INSURANCE COMPANIES - ASSOCIATION EDITION

ANNUAL STATEMENT
FOR THE YEAR ENDED DECEMBER 31, 2021
OF THE CONDITION AND AFFAIRS OF THE
BG Title Guarantee, Inc.

NAIC Group Code 5016 (Current) 5016 (Prior) NAIC Company Code 50164 Employer's ID Number 34-0083590

Organized under the Laws of Ohio, State of Domicile or Port of Entry OH

Country of Domicile United States of America

Incorporated/Organized 08/11/1911 Commenced Business 08/11/1911

Statutory Home Office 1330 6th Avenue, 28th Floor, New York, NY, US 10019

Main Administrative Office 1330 6th Avenue, 28th Floor, New York, NY, US 10019

Mail Address N/A, US

Primary Location of Books and Records N/A, US

Internet Website Address www.bgtitleguarantee.com

Statutory Statement Contact Daniel Singer, Dan.Singer@huntcompanies.com

OFFICERS

Chief Executive Officer / Executive Managing Director / Vice President Daniel Singer, Norman Essey

Executive Managing Director/General Counsel/Secret Kara Harchuck

OTHER

Claudia Ivey, Senior Vice President, Tyler Van Gundy, Vice President, David Miller, Senior Vice President / Treasurer, Michael Wagnon, Vice President

DIRECTORS OR TRUSTEES

James C Hunt, Ryan McCrory, Daniel Singer, Tyler Van Gundy, Clay Parker

State of Ohio, County of SS

The officers of this reporting entity being duly sworn, each depose and say that they are the described officers of said reporting entity, and that on the reporting period stated above, all of the herein described assets were the absolute property of the said reporting entity, free and clear from any liens or claims thereon, except as herein stated, and that this statement, together with related exhibits, schedules and explanations therein contained, annexed or referred to, is a full and true statement of all the assets and liabilities and of the condition and affairs of the said reporting entity as of the reporting period stated above, and of its income and deductions therefrom for the period ended, and have been completed in accordance with the NAIC Annual Statement Instructions and Accounting Practices and Procedures manual except to the extent that: (1) state law may differ; or, (2) that state rules or regulations require differences in reporting not related to accounting practices and procedures, according to the best of their information, knowledge and belief, respectively. Furthermore, the scope of this attestation by the described officers also includes the related corresponding electronic filing with the NAIC, when required, that is an exact copy (except for formatting differences due to electronic filing) of the enclosed statement. The electronic filing may be requested by various regulators in lieu of or in addition to the enclosed statement.

Daniel Singer, Chief Executive Officer / Executive Managing Director; Norman Essey, Vice President; Kara Harchuck, Executive Managing Director/General Counsel/Secretary

Subscribed and sworn to before me this day of

- a. Is this an original filing? Yes [ ] No [ X ]
b. If no,
1. State the amendment number.....1
2. Date filed .....03/07/2022
3. Number of pages attached..... 1



**ANNUAL STATEMENT FOR THE YEAR 2021 OF THE BG Title Guarantee, Inc.**  
**EXHIBIT OF PREMIUMS AND LOSSES**

NAIC Group Code 5016 BUSINESS IN THE STATE OF Indiana DURING THE YEAR 2021 NAIC Company Code 50164

Type of Business	1 Number of Policies Issued During the Year	2 Direct Amount of Insurance Written in Millions (\$000,000 Omitted)	3 Direct Premiums Written	4 Other Income on Policies Issued for the Type of Business	5 Amounts Paid to or Retained by Title Agents	6 Taxes Licenses and Fees Incurred	7 Net Premiums Earned	8 Direct Losses Paid	9 Direct Allocated Loss Adjustment Expenses Paid	10 Direct Losses and Allocated Loss Adjustment Expenses Incurred	11 Direct Known Claim Reserve
<b>1. Experience for Policies Having Type of Rate Code:</b>											
1.01 Residential Policies Issued Directly					XXX	XXX	XXX	XXX	XXX	XXX	XXX
1.02 Non-residential Policies Issued Directly					XXX	XXX	XXX	XXX	XXX	XXX	XXX
1.03 Subtotal Policies Issued Directly	0	0	0	0	XXX	XXX	XXX	XXX	XXX	XXX	XXX
1.04 Residential Policies Issued By Non-Affiliated Agents						XXX	XXX	XXX	XXX	XXX	XXX
1.05 Non-residential Policies Issued By Non-Affiliated Agents						XXX	XXX	XXX	XXX	XXX	XXX
1.06 Subtotal Policies Issued By Non-Affiliated Agents	0	0	0	0	0	XXX	XXX	XXX	XXX	XXX	XXX
1.07 Residential Policies Issued By Affiliated Agents						XXX	XXX	XXX	XXX	XXX	XXX
1.08 Non-residential Policies Issued By Affiliated Agents						XXX	XXX	XXX	XXX	XXX	XXX
1.09 Subtotal Policies Issued By Affiliated Agents	0	0	0	0	0	XXX	XXX	XXX	XXX	XXX	XXX
1.10 All Other	XXX	XXX	XXX		XXX	XXX	XXX	XXX	XXX	XXX	XXX
1.11 Subtotal for Type of Rate Code	0	0	0	0	0	XXX	XXX	XXX	XXX	XXX	XXX
<b>2. Experience for Policies Having Type of Rate Code:</b>											
2.01 Residential Policies Issued Directly			0		XXX	XXX	XXX	XXX	XXX	XXX	XXX
2.02 Non-residential Policies Issued Directly			0		XXX	XXX	XXX	XXX	XXX	XXX	XXX
2.03 Subtotal Policies Issued Directly	0	0	0	0	XXX	XXX	XXX	XXX	XXX	XXX	XXX
2.04 Residential Policies Issued By Non-Affiliated Agents			0			XXX	XXX	XXX	XXX	XXX	XXX
2.05 Non-residential Policies Issued By Non-Affiliated Agents			0			XXX	XXX	XXX	XXX	XXX	XXX
2.06 Subtotal Policies Issued By Non-Affiliated Agents	0	0	0	0	0	XXX	XXX	XXX	XXX	XXX	XXX
2.07 Residential Policies Issued By Affiliated Agents			0			XXX	XXX	XXX	XXX	XXX	XXX
2.08 Non-residential Policies Issued By Affiliated Agents			0			XXX	XXX	XXX	XXX	XXX	XXX
2.09 Subtotal Policies Issued By Affiliated Agents	0	0	0	0	0	XXX	XXX	XXX	XXX	XXX	XXX
2.10 All Other	XXX	XXX	XXX		XXX	XXX	XXX	XXX	XXX	XXX	XXX
2.11 Subtotal for Type of Rate Code	0	0	0	0	0	XXX	XXX	XXX	XXX	XXX	XXX
<b>3. Experience for Policies Having Type of Rate Code:</b>											
3.01 Residential Policies Issued Directly			0		XXX	XXX	XXX	XXX	XXX	XXX	XXX
3.02 Non-residential Policies Issued Directly			0		XXX	XXX	XXX	XXX	XXX	XXX	XXX
3.03 Subtotal Policies Issued Directly	0	0	0	0	XXX	XXX	XXX	XXX	XXX	XXX	XXX
3.04 Residential Policies Issued By Non-Affiliated Agents			0			XXX	XXX	XXX	XXX	XXX	XXX
3.05 Non-residential Policies Issued By Non-Affiliated Agents			0			XXX	XXX	XXX	XXX	XXX	XXX
3.06 Subtotal Policies Issued By Non-Affiliated Agents	0	0	0	0	0	XXX	XXX	XXX	XXX	XXX	XXX
3.07 Residential Policies Issued By Affiliated Agents			0			XXX	XXX	XXX	XXX	XXX	XXX
3.08 Non-residential Policies Issued By Affiliated Agents			0			XXX	XXX	XXX	XXX	XXX	XXX
3.09 Subtotal Policies Issued By Affiliated Agents	0	0	0	0	0	XXX	XXX	XXX	XXX	XXX	XXX
3.10 All Other	XXX	XXX	XXX		XXX	XXX	XXX	XXX	XXX	XXX	XXX
3.11 Subtotal for Type of Rate Code	0	0	0	0	0	XXX	XXX	XXX	XXX	XXX	XXX
<b>4. Experience for All Types of Rate Codes Combined:</b>											
4.01 Residential Policies Issued Directly	0	0	0	0	XXX	XXX	XXX	XXX	XXX	XXX	XXX
4.02 Non-residential Policies Issued Directly	0	0	0	0	XXX	XXX	XXX	XXX	XXX	XXX	XXX
4.03 Subtotal Policies Issued Directly	0	0	0	0	XXX	XXX	XXX	XXX	XXX	XXX	XXX
4.04 Residential Policies Issued By Non-Affiliated Agents	0	0	0	0	0	XXX	XXX	XXX	XXX	XXX	XXX
4.05 Non-residential Policies Issued By Non-Affiliated Agents	0	0	0	0	0	XXX	XXX	XXX	XXX	XXX	XXX
4.06 Subtotal Policies Issued By Non-Affiliated Agents	0	0	0	0	0	XXX	XXX	XXX	XXX	XXX	XXX
4.07 Residential Policies Issued By Affiliated Agents	0	0	0	0	0	XXX	XXX	XXX	XXX	XXX	XXX
4.08 Non-residential Policies Issued By Affiliated Agents	0	0	0	0	0	XXX	XXX	XXX	XXX	XXX	XXX
4.09 Subtotal Policies Issued By Affiliated Agents	0	0	0	0	0	XXX	XXX	XXX	XXX	XXX	XXX
4.10 All Other	XXX	XXX	XXX		XXX	XXX	XXX	XXX	XXX	XXX	XXX
4.11 Total for All Types of Rate Codes Combined	0	0	0	0	0	XXX	0	0	0	0	0
5. Aggregate Write-In for Line 5	0	0	0	0	0	0	0	0	0	0	0
6. Total	0	0	0	0	0	0	0	0	0	0	0
<b>DETAILS OF WRITE-INS</b>											
0501.											
0502.											
0503.											
0598. Summary of remaining write-ins for Line 5 from overflow page	0	0	0	0	0	0	0	0	0	0	0
0599. Totals (Lines 0501 thru 0503 plus 0598)(Line 5 above)	0	0	0	0	0	0	0	0	0	0	0

18 IN



**ANNUAL STATEMENT FOR THE YEAR 2021 OF THE BG Title Guarantee, Inc.**  
**EXHIBIT OF PREMIUMS AND LOSSES**

NAIC Group Code 5016 BUSINESS IN THE STATE OF Ohio DURING THE YEAR 2021 NAIC Company Code 50164

Type of Business	1 Number of Policies Issued During the Year	2 Direct Amount of Insurance Written in Millions (\$000,000 Omitted)	3 Direct Premiums Written	4 Other Income on Policies Issued for the Type of Business	5 Amounts Paid to or Retained by Title Agents	6 Taxes Licenses and Fees Incurred	7 Net Premiums Earned	8 Direct Losses Paid	9 Direct Allocated Loss Adjustment Expenses Paid	10 Direct Losses and Allocated Loss Adjustment Expenses Incurred	11 Direct Known Claim Reserve
<b>1. Experience for Policies Having Type of Rate Code:</b>											
1.01 Residential Policies Issued Directly					XXX	XXX	XXX	XXX	XXX	XXX	XXX
1.02 Non-residential Policies Issued Directly					XXX	XXX	XXX	XXX	XXX	XXX	XXX
1.03 Subtotal Policies Issued Directly	0	0	0	0	XXX	XXX	XXX	XXX	XXX	XXX	XXX
1.04 Residential Policies Issued By Non-Affiliated Agents						XXX	XXX	XXX	XXX	XXX	XXX
1.05 Non-residential Policies Issued By Non-Affiliated Agents						XXX	XXX	XXX	XXX	XXX	XXX
1.06 Subtotal Policies Issued By Non-Affiliated Agents	0	0	0	0	0	XXX	XXX	XXX	XXX	XXX	XXX
1.07 Residential Policies Issued By Affiliated Agents						XXX	XXX	XXX	XXX	XXX	XXX
1.08 Non-residential Policies Issued By Affiliated Agents						XXX	XXX	XXX	XXX	XXX	XXX
1.09 Subtotal Policies Issued By Affiliated Agents	0	0	0	0	0	XXX	XXX	XXX	XXX	XXX	XXX
1.10 All Other	XXX	XXX	XXX		XXX	XXX	XXX	XXX	XXX	XXX	XXX
1.11 Subtotal for Type of Rate Code	0	0	0	0	0	XXX	XXX	XXX	XXX	XXX	XXX
<b>2. Experience for Policies Having Type of Rate Code:</b>											
2.01 Residential Policies Issued Directly					XXX	XXX	XXX	XXX	XXX	XXX	XXX
2.02 Non-residential Policies Issued Directly					XXX	XXX	XXX	XXX	XXX	XXX	XXX
2.03 Subtotal Policies Issued Directly	0	0	0	0	XXX	XXX	XXX	XXX	XXX	XXX	XXX
2.04 Residential Policies Issued By Non-Affiliated Agents						XXX	XXX	XXX	XXX	XXX	XXX
2.05 Non-residential Policies Issued By Non-Affiliated Agents						XXX	XXX	XXX	XXX	XXX	XXX
2.06 Subtotal Policies Issued By Non-Affiliated Agents	0	0	0	0	0	XXX	XXX	XXX	XXX	XXX	XXX
2.07 Residential Policies Issued By Affiliated Agents						XXX	XXX	XXX	XXX	XXX	XXX
2.08 Non-residential Policies Issued By Affiliated Agents						XXX	XXX	XXX	XXX	XXX	XXX
2.09 Subtotal Policies Issued By Affiliated Agents	0	0	0	0	0	XXX	XXX	XXX	XXX	XXX	XXX
2.10 All Other	XXX	XXX	XXX		XXX	XXX	XXX	XXX	XXX	XXX	XXX
2.11 Subtotal for Type of Rate Code	0	0	0	0	0	XXX	XXX	XXX	XXX	XXX	XXX
<b>3. Experience for Policies Having Type of Rate Code:</b>											
3.01 Residential Policies Issued Directly					XXX	XXX	XXX	XXX	XXX	XXX	XXX
3.02 Non-residential Policies Issued Directly					XXX	XXX	XXX	XXX	XXX	XXX	XXX
3.03 Subtotal Policies Issued Directly	0	0	0	0	XXX	XXX	XXX	XXX	XXX	XXX	XXX
3.04 Residential Policies Issued By Non-Affiliated Agents						XXX	XXX	XXX	XXX	XXX	XXX
3.05 Non-residential Policies Issued By Non-Affiliated Agents						XXX	XXX	XXX	XXX	XXX	XXX
3.06 Subtotal Policies Issued By Non-Affiliated Agents	0	0	0	0	0	XXX	XXX	XXX	XXX	XXX	XXX
3.07 Residential Policies Issued By Affiliated Agents						XXX	XXX	XXX	XXX	XXX	XXX
3.08 Non-residential Policies Issued By Affiliated Agents						XXX	XXX	XXX	XXX	XXX	XXX
3.09 Subtotal Policies Issued By Affiliated Agents	0	0	0	0	0	XXX	XXX	XXX	XXX	XXX	XXX
3.10 All Other	XXX	XXX	XXX		XXX	XXX	XXX	XXX	XXX	XXX	XXX
3.11 Subtotal for Type of Rate Code	0	0	0	0	0	XXX	XXX	XXX	XXX	XXX	XXX
<b>4. Experience for All Types of Rate Codes Combined:</b>											
4.01 Residential Policies Issued Directly	0	0	0	0	XXX	XXX	XXX	XXX	XXX	XXX	XXX
4.02 Non-residential Policies Issued Directly	0	0	0	0	XXX	XXX	XXX	XXX	XXX	XXX	XXX
4.03 Subtotal Policies Issued Directly	0	0	0	0	XXX	XXX	XXX	XXX	XXX	XXX	XXX
4.04 Residential Policies Issued By Non-Affiliated Agents	0	0	0	0	0	XXX	XXX	XXX	XXX	XXX	XXX
4.05 Non-residential Policies Issued By Non-Affiliated Agents	0	0	0	0	0	XXX	XXX	XXX	XXX	XXX	XXX
4.06 Subtotal Policies Issued By Non-Affiliated Agents	0	0	0	0	0	XXX	XXX	XXX	XXX	XXX	XXX
4.07 Residential Policies Issued By Affiliated Agents	0	0	0	0	0	XXX	XXX	XXX	XXX	XXX	XXX
4.08 Non-residential Policies Issued By Affiliated Agents	0	0	0	0	0	XXX	XXX	XXX	XXX	XXX	XXX
4.09 Subtotal Policies Issued By Affiliated Agents	0	0	0	0	0	XXX	XXX	XXX	XXX	XXX	XXX
4.10 All Other	XXX	XXX	XXX		XXX	XXX	XXX	XXX	XXX	XXX	XXX
4.11 Total for All Types of Rate Codes Combined	0	0	0	0	0	XXX	0	0	0	0	0
5. Aggregate Write-In for Line 5	0	0	0	0	0	(159,307)	0	0	0	0	0
6. Total	0	0	0	0	0	(159,307)	0	0	0	0	0
<b>DETAILS OF WRITE-INS</b>											
0501. Net refund on non affiliated policies						(159,307)					
0502. ....											
0503. ....											
0598. Summary of remaining write-ins for Line 5 from overflow page	0	0	0	0	0	0	0	0	0	0	0
0599. Totals (Lines 0501 thru 0503 plus 0598)(Line 5 above)	0	0	0	0	0	(159,307)	0	0	0	0	0

18 OH



ANNUAL STATEMENT FOR THE YEAR 2021 OF THE BG Title Guarantee, Inc.

**EXHIBIT OF PREMIUMS AND LOSSES**

NAIC Group Code 5016

BUSINESS IN THE STATE OF Pennsylvania

DURING THE YEAR 2021

NAIC Company Code 50164

Type of Business	1 Number of Policies Issued During the Year	2 Direct Amount of Insurance Written in Millions (\$000,000 Omitted)	3 Direct Premiums Written	4 Other Income on Policies Issued for the Type of Business	5 Amounts Paid to or Retained by Title Agents	6 Taxes Licenses and Fees Incurred	7 Net Premiums Earned	8 Direct Losses Paid	9 Direct Allocated Loss Adjustment Expenses Paid	10 Direct Losses and Allocated Loss Adjustment Expenses Incurred	11 Direct Known Claim Reserve
1. Experience for Policies Having Type of Rate Code:											
1.01 Residential Policies Issued Directly					.XXX	.XXX	.XXX	.XXX	.XXX	.XXX	.XXX
1.02 Non-residential Policies Issued Directly					.XXX	.XXX	.XXX	.XXX	.XXX	.XXX	.XXX
1.03 Subtotal Policies Issued Directly	0	0	0	0	.XXX	.XXX	.XXX	.XXX	.XXX	.XXX	.XXX
1.04 Residential Policies Issued By Non-Affiliated Agents						.XXX	.XXX	.XXX	.XXX	.XXX	.XXX
1.05 Non-residential Policies Issued By Non-Affiliated Agents						.XXX	.XXX	.XXX	.XXX	.XXX	.XXX
1.06 Subtotal Policies Issued By Non-Affiliated Agents	0	0	0	0	0	.XXX	.XXX	.XXX	.XXX	.XXX	.XXX
1.07 Residential Policies Issued By Affiliated Agents						.XXX	.XXX	.XXX	.XXX	.XXX	.XXX
1.08 Non-residential Policies Issued By Affiliated Agents						.XXX	.XXX	.XXX	.XXX	.XXX	.XXX
1.09 Subtotal Policies Issued By Affiliated Agents	0	0	0	0	0	.XXX	.XXX	.XXX	.XXX	.XXX	.XXX
1.10 All Other	.XXX	.XXX	.XXX	0	.XXX	.XXX	.XXX	.XXX	.XXX	.XXX	.XXX
1.11 Subtotal for Type of Rate Code	0	0	0	0	0	.XXX	.XXX	.XXX	.XXX	.XXX	.XXX
2. Experience for Policies Having Type of Rate Code:											
2.01 Residential Policies Issued Directly					.XXX	.XXX	.XXX	.XXX	.XXX	.XXX	.XXX
2.02 Non-residential Policies Issued Directly					.XXX	.XXX	.XXX	.XXX	.XXX	.XXX	.XXX
2.03 Subtotal Policies Issued Directly	0	0	0	0	.XXX	.XXX	.XXX	.XXX	.XXX	.XXX	.XXX
2.04 Residential Policies Issued By Non-Affiliated Agents						.XXX	.XXX	.XXX	.XXX	.XXX	.XXX
2.05 Non-residential Policies Issued By Non-Affiliated Agents						.XXX	.XXX	.XXX	.XXX	.XXX	.XXX
2.06 Subtotal Policies Issued By Non-Affiliated Agents	0	0	0	0	0	.XXX	.XXX	.XXX	.XXX	.XXX	.XXX
2.07 Residential Policies Issued By Affiliated Agents						.XXX	.XXX	.XXX	.XXX	.XXX	.XXX
2.08 Non-residential Policies Issued By Affiliated Agents						.XXX	.XXX	.XXX	.XXX	.XXX	.XXX
2.09 Subtotal Policies Issued By Affiliated Agents	0	0	0	0	0	.XXX	.XXX	.XXX	.XXX	.XXX	.XXX
2.10 All Other	.XXX	.XXX	.XXX	0	.XXX	.XXX	.XXX	.XXX	.XXX	.XXX	.XXX
2.11 Subtotal for Type of Rate Code	0	0	0	0	0	.XXX	.XXX	.XXX	.XXX	.XXX	.XXX
3. Experience for Policies Having Type of Rate Code:											
3.01 Residential Policies Issued Directly					.XXX	.XXX	.XXX	.XXX	.XXX	.XXX	.XXX
3.02 Non-residential Policies Issued Directly					.XXX	.XXX	.XXX	.XXX	.XXX	.XXX	.XXX
3.03 Subtotal Policies Issued Directly	0	0	0	0	.XXX	.XXX	.XXX	.XXX	.XXX	.XXX	.XXX
3.04 Residential Policies Issued By Non-Affiliated Agents						.XXX	.XXX	.XXX	.XXX	.XXX	.XXX
3.05 Non-residential Policies Issued By Non-Affiliated Agents						.XXX	.XXX	.XXX	.XXX	.XXX	.XXX
3.06 Subtotal Policies Issued By Non-Affiliated Agents	0	0	0	0	0	.XXX	.XXX	.XXX	.XXX	.XXX	.XXX
3.07 Residential Policies Issued By Affiliated Agents						.XXX	.XXX	.XXX	.XXX	.XXX	.XXX
3.08 Non-residential Policies Issued By Affiliated Agents						.XXX	.XXX	.XXX	.XXX	.XXX	.XXX
3.09 Subtotal Policies Issued By Affiliated Agents	0	0	0	0	0	.XXX	.XXX	.XXX	.XXX	.XXX	.XXX
3.10 All Other	.XXX	.XXX	.XXX	0	.XXX	.XXX	.XXX	.XXX	.XXX	.XXX	.XXX
3.11 Subtotal for Type of Rate Code	0	0	0	0	0	.XXX	.XXX	.XXX	.XXX	.XXX	.XXX
4. Experience for All Types of Rate Codes Combined:											
4.01 Residential Policies Issued Directly	0	0	0	0	.XXX	.XXX	.XXX	.XXX	.XXX	.XXX	.XXX
4.02 Non-residential Policies Issued Directly	0	0	0	0	.XXX	.XXX	.XXX	.XXX	.XXX	.XXX	.XXX
4.03 Subtotal Policies Issued Directly	0	0	0	0	.XXX	.XXX	.XXX	.XXX	.XXX	.XXX	.XXX
4.04 Residential Policies Issued By Non-Affiliated Agents	0	0	0	0	0	.XXX	.XXX	.XXX	.XXX	.XXX	.XXX
4.05 Non-residential Policies Issued By Non-Affiliated Agents	0	0	0	0	0	.XXX	.XXX	.XXX	.XXX	.XXX	.XXX
4.06 Subtotal Policies Issued By Non-Affiliated Agents	0	0	0	0	0	.XXX	.XXX	.XXX	.XXX	.XXX	.XXX
4.07 Residential Policies Issued By Affiliated Agents	0	0	0	0	0	.XXX	.XXX	.XXX	.XXX	.XXX	.XXX
4.08 Non-residential Policies Issued By Affiliated Agents	0	0	0	0	0	.XXX	.XXX	.XXX	.XXX	.XXX	.XXX
4.09 Subtotal Policies Issued By Affiliated Agents	0	0	0	0	0	.XXX	.XXX	.XXX	.XXX	.XXX	.XXX
4.10 All Other	.XXX	.XXX	.XXX	0	.XXX	.XXX	.XXX	.XXX	.XXX	.XXX	.XXX
4.11 Total for All Types of Rate Codes Combined	0	0	0	0	0	.XXX	.XXX	.XXX	.XXX	.XXX	.XXX
5. Aggregate Write-In for Line 5	0	0	0	0	0	0	0	0	0	0	0
6. Total	0	0	0	0	0	0	0	0	0	0	0
<b>DETAILS OF WRITE-INS</b>											
0501.											
0502.											
0503.											
0598. Summary of remaining write-ins for Line 5 from overflow page	0	0	0	0	0	0	0	0	0	0	0
0599. Totals (Lines 0501 thru 0503 plus 0598)(Line 5 above)	0	0	0	0	0	0	0	0	0	0	0



ANNUAL STATEMENT FOR THE YEAR 2021 OF THE BG Title Guarantee, Inc.

EXHIBIT OF PREMIUMS AND LOSSES

NAIC Group Code 5016

BUSINESS IN THE STATE OF Tennessee

DURING THE YEAR 2021

NAIC Company Code 50164

Type of Business	1 Number of Policies Issued During the Year	2 Direct Amount of Insurance Written in Millions (\$000,000 Omitted)	3 Direct Premiums Written	4 Other Income on Policies Issued for the Type of Business	5 Amounts Paid to or Retained by Title Agents	6 Taxes Licenses and Fees Incurred	7 Net Premiums Earned	8 Direct Losses Paid	9 Direct Allocated Loss Adjustment Expenses Paid	10 Direct Losses and Allocated Loss Adjustment Expenses Incurred	11 Direct Known Claim Reserve
1. Experience for Policies Having Type of Rate Code:											
1.01 Residential Policies Issued Directly					XXX	XXX	XXX	XXX	XXX	XXX	XXX
1.02 Non-residential Policies Issued Directly					XXX	XXX	XXX	XXX	XXX	XXX	XXX
1.03 Subtotal Policies Issued Directly	0	0	0	0	XXX	XXX	XXX	XXX	XXX	XXX	XXX
1.04 Residential Policies Issued By Non-Affiliated Agents						XXX	XXX	XXX	XXX	XXX	XXX
1.05 Non-residential Policies Issued By Non-Affiliated Agents						XXX	XXX	XXX	XXX	XXX	XXX
1.06 Subtotal Policies Issued By Non-Affiliated Agents	0	0	0	0	0	XXX	XXX	XXX	XXX	XXX	XXX
1.07 Residential Policies Issued By Affiliated Agents						XXX	XXX	XXX	XXX	XXX	XXX
1.08 Non-residential Policies Issued By Affiliated Agents						XXX	XXX	XXX	XXX	XXX	XXX
1.09 Subtotal Policies Issued By Affiliated Agents	0	0	0	0	0	XXX	XXX	XXX	XXX	XXX	XXX
1.10 All Other	XXX	XXX	XXX		XXX	XXX	XXX	XXX	XXX	XXX	XXX
1.11 Subtotal for Type of Rate Code	0	0	0	0	0	XXX	XXX	XXX	XXX	XXX	XXX
2. Experience for Policies Having Type of Rate Code:											
2.01 Residential Policies Issued Directly					XXX	XXX	XXX	XXX	XXX	XXX	XXX
2.02 Non-residential Policies Issued Directly					XXX	XXX	XXX	XXX	XXX	XXX	XXX
2.03 Subtotal Policies Issued Directly	0	0	0	0	XXX	XXX	XXX	XXX	XXX	XXX	XXX
2.04 Residential Policies Issued By Non-Affiliated Agents						XXX	XXX	XXX	XXX	XXX	XXX
2.05 Non-residential Policies Issued By Non-Affiliated Agents						XXX	XXX	XXX	XXX	XXX	XXX
2.06 Subtotal Policies Issued By Non-Affiliated Agents	0	0	0	0	0	XXX	XXX	XXX	XXX	XXX	XXX
2.07 Residential Policies Issued By Affiliated Agents						XXX	XXX	XXX	XXX	XXX	XXX
2.08 Non-residential Policies Issued By Affiliated Agents						XXX	XXX	XXX	XXX	XXX	XXX
2.09 Subtotal Policies Issued By Affiliated Agents	0	0	0	0	0	XXX	XXX	XXX	XXX	XXX	XXX
2.10 All Other	XXX	XXX	XXX		XXX	XXX	XXX	XXX	XXX	XXX	XXX
2.11 Subtotal for Type of Rate Code	0	0	0	0	0	XXX	XXX	XXX	XXX	XXX	XXX
3. Experience for Policies Having Type of Rate Code:											
3.01 Residential Policies Issued Directly					XXX	XXX	XXX	XXX	XXX	XXX	XXX
3.02 Non-residential Policies Issued Directly					XXX	XXX	XXX	XXX	XXX	XXX	XXX
3.03 Subtotal Policies Issued Directly	0	0	0	0	XXX	XXX	XXX	XXX	XXX	XXX	XXX
3.04 Residential Policies Issued By Non-Affiliated Agents						XXX	XXX	XXX	XXX	XXX	XXX
3.05 Non-residential Policies Issued By Non-Affiliated Agents						XXX	XXX	XXX	XXX	XXX	XXX
3.06 Subtotal Policies Issued By Non-Affiliated Agents	0	0	0	0	0	XXX	XXX	XXX	XXX	XXX	XXX
3.07 Residential Policies Issued By Affiliated Agents						XXX	XXX	XXX	XXX	XXX	XXX
3.08 Non-residential Policies Issued By Affiliated Agents						XXX	XXX	XXX	XXX	XXX	XXX
3.09 Subtotal Policies Issued By Affiliated Agents	0	0	0	0	0	XXX	XXX	XXX	XXX	XXX	XXX
3.10 All Other	XXX	XXX	XXX		XXX	XXX	XXX	XXX	XXX	XXX	XXX
3.11 Subtotal for Type of Rate Code	0	0	0	0	0	XXX	XXX	XXX	XXX	XXX	XXX
4. Experience for All Types of Rate Codes Combined:											
4.01 Residential Policies Issued Directly	0	0	0	0	XXX	XXX	XXX	XXX	XXX	XXX	XXX
4.02 Non-residential Policies Issued Directly	0	0	0	0	XXX	XXX	XXX	XXX	XXX	XXX	XXX
4.03 Subtotal Policies Issued Directly	0	0	0	0	XXX	XXX	XXX	XXX	XXX	XXX	XXX
4.04 Residential Policies Issued By Non-Affiliated Agents	0	0	0	0	0	XXX	XXX	XXX	XXX	XXX	XXX
4.05 Non-residential Policies Issued By Non-Affiliated Agents	0	0	0	0	0	XXX	XXX	XXX	XXX	XXX	XXX
4.06 Subtotal Policies Issued By Non-Affiliated Agents	0	0	0	0	0	XXX	XXX	XXX	XXX	XXX	XXX
4.07 Residential Policies Issued By Affiliated Agents	0	0	0	0	0	XXX	XXX	XXX	XXX	XXX	XXX
4.08 Non-residential Policies Issued By Affiliated Agents	0	0	0	0	0	XXX	XXX	XXX	XXX	XXX	XXX
4.09 Subtotal Policies Issued By Affiliated Agents	0	0	0	0	0	XXX	XXX	XXX	XXX	XXX	XXX
4.10 All Other	XXX	XXX	XXX		XXX	XXX	XXX	XXX	XXX	XXX	XXX
4.11 Total for All Types of Rate Codes Combined	0	0	0	0	0	XXX	0	0	0	0	0
5. Aggregate Write-In for Line 5	0	0	0	0	0	0	0	0	0	0	0
6. Total	0	0	0	0	0	0	0	0	0	0	0
<b>DETAILS OF WRITE-INS</b>											
0501.											
0502.											
0503.											
0598. Summary of remaining write-ins for Line 5 from overflow page	0	0	0	0	0	0	0	0	0	0	0
0599. Totals (Lines 0501 thru 0503 plus 0598)(Line 5 above)	0	0	0	0	0	0	0	0	0	0	0



ANNUAL STATEMENT FOR THE YEAR 2021 OF THE BG Title Guarantee, Inc.

**EXHIBIT OF PREMIUMS AND LOSSES**

NAIC Group Code 5016

BUSINESS IN THE STATE OF Grand Total

DURING THE YEAR 2021

NAIC Company Code 50164

Type of Business	1 Number of Policies Issued During the Year	2 Direct Amount of Insurance Written in Millions (\$000,000 Omitted)	3 Direct Premiums Written	4 Other Income on Policies Issued for the Type of Business	5 Amounts Paid to or Retained by Title Agents	6 Taxes Licenses and Fees Incurred	7 Net Premiums Earned	8 Direct Losses Paid	9 Direct Allocated Loss Adjustment Expenses Paid	10 Direct Losses and Allocated Loss Adjustment Expenses Incurred	11 Direct Known Claim Reserve
1. Experience for Policies Having Type of Rate Code:											
1.01 Residential Policies Issued Directly	0	.0	.0	.0	.XXX	.XXX	.XXX	.XXX	.XXX	.XXX	.XXX
1.02 Non-residential Policies Issued Directly	0	.0	.0	.0	.XXX	.XXX	.XXX	.XXX	.XXX	.XXX	.XXX
1.03 Subtotal Policies Issued Directly	0	.0	.0	.0	.XXX	.XXX	.XXX	.XXX	.XXX	.XXX	.XXX
1.04 Residential Policies Issued By Non-Affiliated Agents	0	.0	.0	.0	.0	.XXX	.XXX	.XXX	.XXX	.XXX	.XXX
1.05 Non-residential Policies Issued By Non-Affiliated Agents	0	.0	.0	.0	.0	.XXX	.XXX	.XXX	.XXX	.XXX	.XXX
1.06 Subtotal Policies Issued By Non-Affiliated Agents	0	.0	.0	.0	.0	.XXX	.XXX	.XXX	.XXX	.XXX	.XXX
1.07 Residential Policies Issued By Affiliated Agents	0	.0	.0	.0	.0	.XXX	.XXX	.XXX	.XXX	.XXX	.XXX
1.08 Non-residential Policies Issued By Affiliated Agents	0	.0	.0	.0	.0	.XXX	.XXX	.XXX	.XXX	.XXX	.XXX
1.09 Subtotal Policies Issued By Affiliated Agents	0	.0	.0	.0	.0	.XXX	.XXX	.XXX	.XXX	.XXX	.XXX
1.10 All Other	.XXX	.XXX	.XXX	.0	.XXX	.XXX	.XXX	.XXX	.XXX	.XXX	.XXX
1.11 Subtotal for Type of Rate Code	0	.0	.0	.0	.0	.XXX	.XXX	.XXX	.XXX	.XXX	.XXX
2. Experience for Policies Having Type of Rate Code:											
2.01 Residential Policies Issued Directly	0	.0	.0	.0	.XXX	.XXX	.XXX	.XXX	.XXX	.XXX	.XXX
2.02 Non-residential Policies Issued Directly	0	.0	.0	.0	.XXX	.XXX	.XXX	.XXX	.XXX	.XXX	.XXX
2.03 Subtotal Policies Issued Directly	0	.0	.0	.0	.XXX	.XXX	.XXX	.XXX	.XXX	.XXX	.XXX
2.04 Residential Policies Issued By Non-Affiliated Agents	0	.0	.0	.0	.0	.XXX	.XXX	.XXX	.XXX	.XXX	.XXX
2.05 Non-residential Policies Issued By Non-Affiliated Agents	0	.0	.0	.0	.0	.XXX	.XXX	.XXX	.XXX	.XXX	.XXX
2.06 Subtotal Policies Issued By Non-Affiliated Agents	0	.0	.0	.0	.0	.XXX	.XXX	.XXX	.XXX	.XXX	.XXX
2.07 Residential Policies Issued By Affiliated Agents	0	.0	.0	.0	.0	.XXX	.XXX	.XXX	.XXX	.XXX	.XXX
2.08 Non-residential Policies Issued By Affiliated Agents	0	.0	.0	.0	.0	.XXX	.XXX	.XXX	.XXX	.XXX	.XXX
2.09 Subtotal Policies Issued By Affiliated Agents	0	.0	.0	.0	.0	.XXX	.XXX	.XXX	.XXX	.XXX	.XXX
2.10 All Other	.XXX	.XXX	.XXX	.0	.XXX	.XXX	.XXX	.XXX	.XXX	.XXX	.XXX
2.11 Subtotal for Type of Rate Code	0	.0	.0	.0	.0	.XXX	.XXX	.XXX	.XXX	.XXX	.XXX
3. Experience for Policies Having Type of Rate Code:											
3.01 Residential Policies Issued Directly	0	.0	.0	.0	.XXX	.XXX	.XXX	.XXX	.XXX	.XXX	.XXX
3.02 Non-residential Policies Issued Directly	0	.0	.0	.0	.XXX	.XXX	.XXX	.XXX	.XXX	.XXX	.XXX
3.03 Subtotal Policies Issued Directly	0	.0	.0	.0	.XXX	.XXX	.XXX	.XXX	.XXX	.XXX	.XXX
3.04 Residential Policies Issued By Non-Affiliated Agents	0	.0	.0	.0	.0	.XXX	.XXX	.XXX	.XXX	.XXX	.XXX
3.05 Non-residential Policies Issued By Non-Affiliated Agents	0	.0	.0	.0	.0	.XXX	.XXX	.XXX	.XXX	.XXX	.XXX
3.06 Subtotal Policies Issued By Non-Affiliated Agents	0	.0	.0	.0	.0	.XXX	.XXX	.XXX	.XXX	.XXX	.XXX
3.07 Residential Policies Issued By Affiliated Agents	0	.0	.0	.0	.0	.XXX	.XXX	.XXX	.XXX	.XXX	.XXX
3.08 Non-residential Policies Issued By Affiliated Agents	0	.0	.0	.0	.0	.XXX	.XXX	.XXX	.XXX	.XXX	.XXX
3.09 Subtotal Policies Issued By Affiliated Agents	0	.0	.0	.0	.0	.XXX	.XXX	.XXX	.XXX	.XXX	.XXX
3.10 All Other	.XXX	.XXX	.XXX	.0	.XXX	.XXX	.XXX	.XXX	.XXX	.XXX	.XXX
3.11 Subtotal for Type of Rate Code	0	.0	.0	.0	.0	.XXX	.XXX	.XXX	.XXX	.XXX	.XXX
4. Experience for All Types of Rate Codes Combined:											
4.01 Residential Policies Issued Directly	0	.0	.0	.0	.XXX	.XXX	.XXX	.XXX	.XXX	.XXX	.XXX
4.02 Non-residential Policies Issued Directly	0	.0	.0	.0	.XXX	.XXX	.XXX	.XXX	.XXX	.XXX	.XXX
4.03 Subtotal Policies Issued Directly	0	.0	.0	.0	.XXX	.XXX	.0	.0	.0	.0	.0
4.04 Residential Policies Issued By Non-Affiliated Agents	0	.0	.0	.0	.0	.XXX	.XXX	.XXX	.XXX	.XXX	.XXX
4.05 Non-residential Policies Issued By Non-Affiliated Agents	0	.0	.0	.0	.0	.XXX	.XXX	.XXX	.XXX	.XXX	.XXX
4.06 Subtotal Policies Issued By Non-Affiliated Agents	0	.0	.0	.0	.0	.XXX	.0	.0	.0	.0	.0
4.07 Residential Policies Issued By Affiliated Agents	0	.0	.0	.0	.0	.XXX	.XXX	.XXX	.XXX	.XXX	.XXX
4.08 Non-residential Policies Issued By Affiliated Agents	0	.0	.0	.0	.0	.XXX	.XXX	.XXX	.XXX	.XXX	.XXX
4.09 Subtotal Policies Issued By Affiliated Agents	0	.0	.0	.0	.0	.XXX	.0	.0	.0	.0	.0
4.10 All Other	.XXX	.XXX	.XXX	.0	.XXX	.XXX	.XXX	.XXX	.XXX	.XXX	.XXX
4.11 Total for All Types of Rate Codes Combined	0	.0	.0	.0	.0	.XXX	.0	.0	.0	.0	.0
5. Aggregate Write-In for Line 5	0	.0	.0	.0	.0	(159,307)	.0	.0	.0	.0	.0
6. Total	0	.0	.0	.0	.0	(159,307)	.0	.0	.0	.0	.0
<b>DETAILS OF WRITE-INS</b>											
0501. Net refund on non affiliated policies	0	.0	.0	.0	.0	(159,307)	.0	.0	.0	.0	.0
0502. ....	0	.0	.0	.0	.0		.0	.0	.0	.0	.0
0503. ....	0	.0	.0	.0	.0		.0	.0	.0	.0	.0
0598. Summary of remaining write-ins for Line 5 from overflow page	0	.0	.0	.0	.0	.0	.0	.0	.0	.0	.0
0599. Totals (Lines 0501 thru 0503 plus 0598)(Line 5 above)	0	.0	.0	.0	.0	(159,307)	.0	.0	.0	.0	.0

18 GT

**SCHEDULE E - PART 1A - SEGREGATED FUNDS HELD  
FOR OTHERS AS NON-INTEREST EARNING CASH DEPOSITS**

Showing all Banks, Trust Companies, Savings and Loan and Building and Loan Associations in which non-interest earning deposits of segregated funds held for others were maintained by the Company at any time during the year and the balances, if any (according to reporting entity's records) on December 31, of the current year.

1 Depository	2 Rate of Interest	3 Balance
<b>OPEN DEPOSITORIES</b>		
<b>FEDERALLY INSURED DEPOSITORIES</b>		
.....		
0199998. Deposits in .....0 depositories that do not exceed the allowable limit in any one depository	XXX	
0199999. Total Federally Insured Depositories	XXX	0
<b>NON-FEDERALLY INSURED DEPOSITORIES</b>		
.....		
0299999. Total Non-Federally Insured Depositories	XXX	0
0399999. Total Open Depositories - Dec. 31st	XXX	0
<b>SUSPENDED DEPOSITORIES</b>		
.....		
0499999. Total Suspended Depositories - Dec. 31st	XXX	0
0599999. Grand Total - All Depositories - Dec. 31st	XXX	0
1. Totals: Last day of January .....		
2. February .....		
3. March .....		
4. April .....		
5. May .....		
6. June .....		
7. July .....		
8. August .....		
9. September .....		
10. October .....		
11. November .....		
12. December .....		

**SCHEDULE E - PART 1B - SEGREGATED FUNDS HELD  
FOR OTHERS AS INTEREST EARNING CASH DEPOSITS**

Showing all Banks, Trust Companies, Savings and Loan and Building and Loan Associations in which interest earning deposits of segregated funds held for others were maintained by the Company at any time during the year and the balances, if any (according to reporting entity's records) on December 31, of the current year.

1 Depository	2 Rate of Interest	3 Interest Received During Year	4 Interest Earned During Year	5 Balance
<b>OPEN DEPOSITORIES</b>				
<b>FEDERALLY INSURED DEPOSITORIES</b>				
.....				
0199998. Deposits in .....0 depositories that do not exceed the allowable limit in any one depository	XXX			
0199999. Total Federally Insured Depositories	XXX	0	0	0
<b>NON-FEDERALLY INSURED DEPOSITORIES</b>				
.....				
0299999. Total Non-Federally Insured Depositories	XXX	0	0	0
0399999. Total Open Depositories - Dec. 31st	XXX	0	0	0
<b>SUSPENDED DEPOSITORIES</b>				
.....				
0499999. Total Suspended Depositories - Dec. 31st	XXX	0	0	0
0599999. Grand Total - All Depositories - Dec. 31st	XXX	0	0	0
1. Totals: Last day of January .....				
2. February .....				
3. March .....				
4. April .....				
5. May .....				
6. June .....				
7. July .....				
8. August .....				
9. September .....				
10. October .....				
11. November .....				
12. December .....				

ANNUAL STATEMENT FOR THE YEAR 2021 OF THE BG Title Guarantee, Inc.

**SCHEDULE E - PART 1C - REINSURANCE RESERVE FUNDS**

Showing all Banks, Trust Companies, Savings and Loan and Building and Loan Associations in which deposits of reinsurance reserve funds were maintained by the Company at any time during the year and the balances, if any (according to reporting entity's records) on December 31, of the current year. Exclude balances represented by negotiable instruments.

1	2	3	4	5
Depository	Rate of Interest	Interest Received During Year	Interest Earned During Year	Balance
<b>OPEN DEPOSITORIES</b>				
.....				
0199998. Deposits in ..... depositories that do not exceed the allowable limit in any one depository - open depositories	XXX			
0199999. Total Open Depositories - Dec. 31st	XXX	0	0	0
<b>SUSPENDED DEPOSITORIES</b>				
.....				
0299998. Deposits in ..... depositories that do not exceed the allowable limit in any one depository - suspended depositories	XXX			
0299999. Total Suspended Depositories - Dec. 31st	XXX	0	0	0
0399999. Total Open Depositories - Dec. 31st	XXX	0	0	0
1. Totals: Last day of January .....				
2. February .....				
3. March .....				
4. April .....				
5. May .....				
6. June .....				
7. July .....				
8. August .....				
9. September .....				
10. October .....				
11. November .....				
12. December .....				

ANNUAL STATEMENT FOR THE YEAR 2021 OF THE BG Title Guarantee, Inc.

**SCHEDULE E - PART 1D - SUMMARY**

<b>Segregated Funds Held for Others</b>			
Type	1 Non-interest Earning	2 Interest Earning	3 Total (Cols. 1+2)
1. Open depositories .....	0	0	0
2. Suspended depositories .....	0	0	0
3. Total segregated cash funds held for others (General Interrogatories-Part 2, Line 9.22) .....	0	0	0
4. Other forms of security held for others (General Interrogatories-Part 2, Line 9.23) .....	0	0	0
5. Total all segregated funds held for others (General Interrogatories-Part 2, Line 9.21) .....	0	0	0
<b>Company Funds on Hand and on Deposit</b>			
<b>General Funds</b>			
6. Open depositories .....			18,797,642
7. Suspended depositories .....			
8. Total general funds .....			18,797,642
<b>Reinsurance Reserve Funds</b>			
9. Open depositories .....			0
10. Suspended depositories .....			0
11. Total reinsurance reserve funds .....			0
<b>Total Company Funds</b>			
12. Open depositories .....			18,797,642
13. Suspended depositories .....			0
14. Total company funds on deposit (Lines 8 & 11) .....			18,797,642
15. Company funds on hand .....			
16. Total company funds on hand and on deposit .....			18,797,642

**SCHEDULE E - PART 1E - SUMMARY OF INTEREST EARNED**

Interest Earned On	1 Interest Earned by Company	2 Average Monthly Balance of Non-Earning Deposits	3 Average Monthly Balance of Earning Deposits
<b>Segregated Funds Held for Others</b>			
17. Open depositories .....			
18. Suspended depositories .....			
19. Total segregated funds held for others .....	0	0	0
<b>Company Funds on Deposit</b>			
20. Open depositories .....			
21. Suspended depositories .....			
22. Total company funds on deposit .....	0	0	0
<b>Total All Funds on Deposit</b>			
23. Open depositories .....			
24. Suspended depositories .....			
25. Total all funds on deposit .....	0	0	0







ANNUAL STATEMENT FOR THE YEAR 2021 OF THE BG Title Guarantee, Inc.

**SCHEDULE F - PART 3**

Provision for Unauthorized Reinsurance as of December 31, Current Year (\$000 Omitted)

1	2	3	4	5	6	7	8	9	10	11	12	13	14	15	16	17	18
ID Number	NAIC Company Code	Name of Reinsurer	Domiciliary Jurisdiction	Reinsurance Recoverable all Items Schedule F	Funds Held By Company Under Reinsurance Treaties	Letters of Credit	Issuing or Confirming Bank Reference Number (a)	Ceded Balances Payable	Miscellaneous Balances Payable	Trust Funds and Other Allowed Offset Items	Total Collateral and Offsets Allowed (Cols. 6+7+9+10 +11 but not in Excess of Col. 5)	Provision for Unauthorized Reinsurance (Col. 5 Minus Col. 12)	Recoverable Paid Losses & LAE Expenses Over 90 Days past Due not in Dispute	20% of Amount in Col. 14	20% of Amount in Dispute Included in Column 5	Provision for Overdue Reinsurance (Col. 15 plus Col. 16)	Total Provision for Reinsurance Ceded to Unauthorized Reinsurers (Col. 13 plus Col. 17 but not in Excess of Col. 5)
0499999		Total - U.S. Non-Pool		0	0	0	XXX	0	0	0	0	0	0	0	0	0	0
0799999		Total - Other (Non-U.S.)		0	0	0	XXX	0	0	0	0	0	0	0	0	0	0
0899999		Total - Affiliates		0	0	0	XXX	0	0	0	0	0	0	0	0	0	0
9999999 Totals				0	0	0	XXX	0	0	0	0	0	0	0	0	0	0

1. Amounts in dispute totaling \$ ..... are included in Column 5.
2. Amounts in dispute totaling \$ ..... are excluded from Column 16.
3. Column 5 excludes \$ ..... recoverables on ceded IBNR on contracts in force prior to July 1, 1984 and not subsequently renewed.

(a)	Issuing or Confirming Bank Reference Number	Letters of Credit Code	American Bankers Association (ABA) Routing Number	Issuing or Confirming Bank Name	Letters of Credit Amount

ANNUAL STATEMENT FOR THE YEAR 2021 OF THE BG Title Guarantee, Inc.

**SCHEDULE F - PART 4**

Provision for Reinsurance Ceded to Certified Reinsurers as of December 31, Current Year (\$000 Omitted)

1 ID Number	2 NAIC Company Code	3 Name of Reinsurer	4 Domi- ciliary Juris- diction	5 Certified Rein- surer Rating (1 through 6)	6 Effective Date of Certified Reinsurer Rating	7 Percent Collateral Required for Ful Credit (0% - 100%)	8 Net Amount Recoverable from Reinsurers (Sch. F Part 2 Col. 12)	9 Dollar Amount of Collateral Required (Col 8 x Col 7)	Collateral Provided					15 Total Collateral Provided (Col. 10 + 11 + 12 + 14 )	16 Percentage of Collateral Provided for Net Recov- erables Subject to Collateral Require- ments (Col. 15 / Col. 8)	17 Percent Credit Allowed on Net Recov- erables Subject to Collateral Require- ments (Col 16 / Col 7)	18 Amount of Credit Allowed for Net Recoverables (Col. 8 x Col. 17)	19 Provision for Reinsurance with Certified Reinsurers (Col. 8 - Col. 18) Not to Exceed Column 8	
									10 Multiple Beneficiary Trust	11 Funds Held By Company Under Reinsurance Treaties	12 Letters of Credit	13 Issuing or Confirming Bank Reference Number (a)	14 Other Allowable Collateral						
0499999. Total - U.S. Non-Pool								0	0	0	0	0	XXX	0	0	XXX	XXX	0	0
0799999. Total - Other (Non-U.S.)								0	0	0	0	0	XXX	0	0	XXX	XXX	0	0
0899999. Total - Affiliates								0	0	0	0	0	XXX	0	0	XXX	XXX	0	0
1399999. Total Affiliates and Others								0	0	0	0	0	XXX	0	0	XXX	XXX	0	0
9999999 - Total								0	0	0	0	0	XXX	0	0	XXX	XXX	0	0

(a)

Issuing or Confirming Bank Reference Number	Letters of Credit Code	American Bankers Association (ABA) Routing Number	Issuing or Confirming Bank Name	Letters of Credit Amount







**SCHEDULE H - PART 4**

Showing Total Title Assets Held Directly or by Subsidiaries

Type of Title Plant Ownership	1 Title Plant Value Current Year	2 Title Plant Value Prior Year
1. Direct investment in title plant assets .....		
2. Title plant assets held by subsidiaries (proportionate to ownership) .....		
3. Total (Line 1 plus Line 2)	0	0

**SCHEDULE P - PART 1A - POLICIES WRITTEN DIRECTLY**

(\$000 OMITTED)

Years in Which Policies Were Written	1 Amount of Insurance Written in Millions	Premiums Written and Other Income					Loss and Allocated Loss Adjustment Expenses Payments					
		2 Direct Premium	3 Assumed Premium	4 Other Income	5 Ceded Premium	6 Net (Cols. 2+3+4-5)	Loss Payments			Allocated LAE Payments		
							7 Direct	8 Assumed	9 Ceded	10 Direct	11 Assumed	12 Ceded
1. Prior	XXX	0	0	0	0	0						
2. 2012	0	0	0	0	0	0						
3. 2013	0	0	0	0	0	0						
4. 2014	0	0	0	0	0	0						
5. 2015	0	0	0	0	0	0						
6. 2016	0	0	0	0	0	0						
7. 2017	0	0	0	0	0	0						
8. 2018	0	0	0	0	0	0						
9. 2019	0	0	0	0	0	0						
10. 2020	0	0	0	0	0	0						
11. 2021						0						
12. Totals	XXX	0	0	0	0	0	0	0	0	0	0	0

	13 Salvage and Subrogation Received	14 Unallocated Loss Expense Payments	15 Total Net Loss and Expense Paid (Cols. 7+8 +10+11-9-12+14)	16 Number of Claims Reported (Direct)	Loss and Allocated Loss Adjustment Expenses Unpaid						23 Unallocated Loss Expense Unpaid
					Known Claim Reserves			IBNR Reserves			
					17 Direct	18 Assumed	19 Ceded	20 Direct	21 Assumed	22 Ceded	
1. Prior			0								
2. 2012			0								
3. 2013			0								
4. 2014			0								
5. 2015			0								
6. 2016			0								
7. 2017			0								
8. 2018			0								
9. 2019			0								
10. 2020			0								
11. 2021			0								
12. Totals	0	0	0	0	0	0	0	0	0	0	0

	24 Total Net Loss and LAE Unpaid (Cols. 17+18+20 +21-19-22+23)	25 Number of Claims Outstanding (Direct)	Losses and Allocated Loss Expenses Incurred				Loss and LAE Ratio		32 Net Loss & LAE Per \$1000 of Coverage ([Cols. 29+14+23] /Col. 1)	33 Discount For Time Value of Money	34 Net Reserves After Discount (Cols. 24-33)
			26 Direct (Cols. 7+10+17 +20)	27 Assumed (Cols. 8+11+18 +21)	28 Ceded (Cols. 9+12+19 +22)	29 Net	30 Direct Basis ([Cols. 14+23+26]/ Col 2)	31 Net Basis ([Cols. 14+23+29]/ [Cols. 6-4])			
1. Prior	0		0	0	0	0	0.0	0.0	XXX	0	
2. 2012	0		0	0	0	0	0.0	0.0	0.0	0	
3. 2013	0		0	0	0	0	0.0	0.0	0.0	0	
4. 2014	0		0	0	0	0	0.0	0.0	0.0	0	
5. 2015	0		0	0	0	0	0.0	0.0	0.0	0	
6. 2016	0		0	0	0	0	0.0	0.0	0.0	0	
7. 2017	0		0	0	0	0	0.0	0.0	0.0	0	
8. 2018	0		0	0	0	0	0.0	0.0	0.0	0	
9. 2019	0		0	0	0	0	0.0	0.0	0.0	0	
10. 2020	0		0	0	0	0	0.0	0.0	0.0	0	
11. 2021	0		0	0	0	0	0.0	0.0	0.0	0	
12. Totals	0	0	0	0	0	0	XXX	XXX	XXX	0	

**SCHEDULE P - PART 1B - POLICIES WRITTEN THROUGH AGENTS**

(\$000 OMITTED)

Years in Which Policies Were Written	1 Amount of Insurance Written in Millions	Premiums Written and Other Income					Loss and Allocated Loss Adjustment Expenses Payments					
		2 Direct Premium	3 Assumed Premium	4 Other Income	5 Ceded Premium	6 Net (Cols. 2+3+4-5)	Loss Payments			Allocated LAE Payments		
							7 Direct	8 Assumed	9 Ceded	10 Direct	11 Assumed	12 Ceded
1. Prior	XXX	62	0	0	0	62						
2. 2012	0	108	0	0	0	108						
3. 2013	0	157	0	0	0	157						
4. 2014	0	132	0	0	0	132						
5. 2015	0	76	0	0	0	76						
6. 2016	0	121	0	0	0	121						
7. 2017	0	4	0	0	0	4						
8. 2018	0	6	0	0	0	6						
9. 2019	0	11	0	0	0	11						
10. 2020	0	0	0	0	0	0						
11. 2021						0						
12. Totals	XXX	677	0	0	0	677	0	0	0	0	0	0

	13 Salvage and Subrogation Received	14 Unallocated Loss Expense Payments	15 Total Net Loss and Expense Paid (Cols. 7+8 +10+11-9-12+14)	16 Number of Claims Reported (Direct)	Loss and Allocated Loss Adjustment Expenses Unpaid						23 Unallocated Loss Expense Unpaid
					Known Claim Reserves			IBNR Reserves			
					17 Direct	18 Assumed	19 Ceded	20 Direct	21 Assumed	22 Ceded	
1. Prior			0								
2. 2012			0								
3. 2013			0								
4. 2014			0								
5. 2015			0								
6. 2016			0								
7. 2017			0								
8. 2018			0								
9. 2019			0								
10. 2020			0								
11. 2021			0								
12. Totals	0	0	0	0	0	0	0	0	0	0	0

	24 Total Net Loss and LAE Unpaid (Cols. 17+18+20 +21-19-22+23)	25 Number of Claims Outstanding (Direct)	Losses and Allocated Loss Expenses Incurred				Loss and LAE Ratio		32 Net Loss & LAE Per \$1000 of Coverage ([Cols. 29+14+23] /Col. 1)	33 Discount For Time Value of Money	34 Net Reserves After Discount (Cols. 24-33)
			26 Direct (Cols. 7+10+17 +20)	27 Assumed (Cols. 8+11+18 +21)	28 Ceded (Cols. 9+12+19 +22)	29 Net	30 Direct Basis ([Cols. 14+23+26]/ Col 2)	31 Net Basis ([Cols. 14+23+29]/ [Cols. 6-4])			
1. Prior	0		0	0	0	0	0.0	0.0	XXX	0	
2. 2012	0		0	0	0	0	0.0	0.0	0.0	0	
3. 2013	0		0	0	0	0	0.0	0.0	0.0	0	
4. 2014	0		0	0	0	0	0.0	0.0	0.0	0	
5. 2015	0		0	0	0	0	0.0	0.0	0.0	0	
6. 2016	0		0	0	0	0	0.0	0.0	0.0	0	
7. 2017	0		0	0	0	0	0.0	0.0	0.0	0	
8. 2018	0		0	0	0	0	0.0	0.0	0.0	0	
9. 2019	0		0	0	0	0	0.0	0.0	0.0	0	
10. 2020	0		0	0	0	0	0.0	0.0	0.0	0	
11. 2021	0		0	0	0	0	0.0	0.0	0.0	0	
12. Totals	0	0	0	0	0	0	XXX	XXX	XXX	0	

**SCHEDULE P - PART 2 - POLICY YEAR INCURRED LOSS AND ALAE**

Years in Which Policies Were Written	Incurred Losses and Allocated Expenses at Year-End (\$000 Omitted) Including Known Claims and IBNR on Unreported Claims										Development	
	1	2	3	4	5	6	7	8	9	10	11	12
	2012	2013	2014	2015	2016	2017	2018	2019	2020	2021	One Year (Cols. 10-9)	Two Year (Cols. 10-8)
1. Prior	0	0	0	0	0	0	0	0	0	0	0	0
2. 2002	0	0	0	0	0	0	0	0	0	0	0	0
3. 2003	0	0	0	0	0	0	0	0	0	0	0	0
4. 2004	0	0	0	0	0	0	0	0	0	0	0	0
5. 2005	0	0	0	0	0	0	0	0	0	0	0	0
6. 2006	0	0	0	0	0	0	0	0	0	0	0	0
7. 2007	0	0	0	0	0	0	0	0	0	0	0	0
8. 2008	0	0	0	0	0	0	0	0	0	0	0	0
9. 2009	0	0	0	0	0	0	0	0	0	0	0	0
10. 2010	0	0	0	0	0	0	0	0	0	0	0	0
11. 2011	0	0	0	0	0	0	0	0	0	0	0	0
12. 2012	0	0	0	0	0	0	0	0	0	0	0	0
13. 2013	XXX	0	0	0	0	0	0	0	0	0	0	0
14. 2014	XXX	XXX	0	0	0	0	0	0	0	0	0	0
15. 2015	XXX	XXX	XXX	0	0	0	0	0	0	0	0	0
16. 2016	XXX	XXX	XXX	XXX	0	0	0	0	0	0	0	0
17. 2017	XXX	XXX	XXX	XXX	XXX	0	0	0	0	0	0	0
18. 2018	XXX	XXX	XXX	XXX	XXX	XXX	0	0	0	0	0	0
19. 2019	XXX	XXX	XXX	XXX	XXX	XXX	XXX	0	0	0	0	0
20. 2020	XXX	XXX	XXX	XXX	XXX	XXX	XXX	XXX	0	0	0	XXX
21. 2021	XXX	XXX	XXX	XXX	XXX	XXX	XXX	XXX	XXX	0	XXX	XXX
22. Totals											0	0

**SCHEDULE P - PART 2A - POLICY YEAR PAID LOSS AND ALAE**

Years in Which Policies Were Written	Cumulative Paid Losses and Allocated Expenses at Year-End (\$000 Omitted)										11	12
	1	2	3	4	5	6	7	8	9	10	Number of Claims Closed With Loss Payment	Number of Claims Closed Without Loss Payment
	2012	2013	2014	2015	2016	2017	2018	2019	2020	2021		
1. Prior	0	0	0	0	0	0	0	0	0	0	0	0
2. 2002	0	0	0	0	0	0	0	0	0	0		
3. 2003	0	0	0	0	0	0	0	0	0	0		
4. 2004	0	0	0	0	0	0	0	0	0	0		
5. 2005	0	0	0	0	0	0	0	0	0	0		
6. 2006	0	0	0	0	0	0	0	0	0	0		
7. 2007	0	0	0	0	0	0	0	0	0	0		
8. 2008	0	0	0	0	0	0	0	0	0	0		
9. 2009	0	0	0	0	0	0	0	0	0	0		
10. 2010	0	0	0	0	0	0	0	0	0	0		
11. 2011	0	0	0	0	0	0	0	0	0	0		
12. 2012	0	0	0	0	0	0	0	0	0	0		
13. 2013	XXX	0	0	0	0	0	0	0	0	0		
14. 2014	XXX	XXX	0	0	0	0	0	0	0	0		
15. 2015	XXX	XXX	XXX	0	0	0	0	0	0	0		
16. 2016	XXX	XXX	XXX	XXX	0	0	0	0	0	0		
17. 2017	XXX	XXX	XXX	XXX	XXX	0	0	0	0	0		
18. 2018	XXX	XXX	XXX	XXX	XXX	XXX	0	0	0	0		
19. 2019	XXX	XXX	XXX	XXX	XXX	XXX	XXX	0	0	0		
20. 2020	XXX	XXX	XXX	XXX	XXX	XXX	XXX	XXX	0	0		
21. 2021	XXX	XXX	XXX	XXX	XXX	XXX	XXX	XXX	XXX	0		

ANNUAL STATEMENT FOR THE YEAR 2021 OF THE BG Title Guarantee, Inc.

**SCHEDULE P - PART 2B - POLICY YEAR LOSS AND ALAE CASE BASIS RESERVES**

Years in Which Policies Were Written	Case Basis Losses and Allocated Expenses Reserves at Year-End (\$000 Omitted)									
	1 2012	2 2013	3 2014	4 2015	5 2016	6 2017	7 2018	8 2019	9 2020	10 2021
1. Prior	0	0	0	0	0	0	0	0	0	
2. 2002										
3. 2003										
4. 2004										
5. 2005										
6. 2006										
7. 2007										
8. 2008										
9. 2009										
10. 2010										
11. 2011										
12. 2012										
13. 2013	XXX									
14. 2014	XXX	XXX								
15. 2015	XXX	XXX	XXX							
16. 2016	XXX	XXX	XXX	XXX						
17. 2017	XXX	XXX	XXX	XXX	XXX					
18. 2018	XXX	XXX	XXX	XXX	XXX	XXX				
19. 2019	XXX	XXX	XXX	XXX	XXX	XXX	XXX			
20. 2020	XXX	XXX	XXX	XXX	XXX	XXX	XXX	XXX		
21. 2021	XXX	XXX	XXX	XXX	XXX	XXX	XXX	XXX	XXX	

**SCHEDULE P - PART 2C - POLICY YEAR BULK RESERVES ON KNOWN CLAIMS**

Years in Which Policies Were Written	Bulk Reserves on Known Claims at Year-End (\$000 Omitted) Loss and Allocated Loss Expense									
	1 2012	2 2013	3 2014	4 2015	5 2016	6 2017	7 2018	8 2019	9 2020	10 2021
1. Prior	0	0	0	0	0	0	0	0	0	
2. 2002										
3. 2003										
4. 2004										
5. 2005										
6. 2006										
7. 2007										
8. 2008										
9. 2009										
10. 2010										
11. 2011										
12. 2012										
13. 2013	XXX									
14. 2014	XXX	XXX								
15. 2015	XXX	XXX	XXX							
16. 2016	XXX	XXX	XXX	XXX						
17. 2017	XXX	XXX	XXX	XXX	XXX					
18. 2018	XXX	XXX	XXX	XXX	XXX	XXX				
19. 2019	XXX	XXX	XXX	XXX	XXX	XXX	XXX			
20. 2020	XXX	XXX	XXX	XXX	XXX	XXX	XXX	XXX		
21. 2021	XXX	XXX	XXX	XXX	XXX	XXX	XXX	XXX	XXX	

ANNUAL STATEMENT FOR THE YEAR 2021 OF THE BG Title Guarantee, Inc.  
**SCHEDULE P - PART 2D - POLICY YEAR IBNR RESERVES**

Years in Which Policies Were Written	IBNR Reserves on Unreported Claims at Year-End (\$000 Omitted) Loss and Allocated Loss Expense									
	1 2012	2 2013	3 2014	4 2015	5 2016	6 2017	7 2018	8 2019	9 2020	10 2021
1. Prior.....	0	0	0	0	0	0	0	0	0	0
2. 2002.....										
3. 2003.....										
4. 2004.....										
5. 2005.....										
6. 2006.....										
7. 2007.....										
8. 2008.....										
9. 2009.....										
10. 2010.....										
11. 2011.....	0	0	0	0	0	0	0	0	0	0
12. 2012.....	0	0	0	0	0	0	0	0	0	0
13. 2013.....	XXX	0	0	0	0	0	0	0	0	0
14. 2014.....	XXX	XXX	0	0	0	0	0	0	0	0
15. 2015.....	XXX	XXX	XXX	0	0	0	0	0	0	0
16. 2016.....	XXX	XXX	XXX	XXX	0	0	0	0	0	0
17. 2017.....	XXX	XXX	XXX	XXX	XXX	0	0	0	0	0
18. 2018.....	XXX	XXX	XXX	XXX	XXX	XXX	0	0	0	0
19. 2019.....	XXX	XXX	XXX	XXX	XXX	XXX	XXX	0	0	0
20. 2020.....	XXX	XXX	XXX	XXX	XXX	XXX	XXX	XXX	0	0
21. 2021.....	XXX	XXX	XXX	XXX	XXX	XXX	XXX	XXX	XXX	0

**ANNUAL STATEMENT FOR THE YEAR 2021 OF THE BG Title Guarantee, Inc.**  
**SCHEDULE P - PART 3 - INCURRED LOSS AND ALAE BY YEAR OF FIRST REPORT**

Years in Which Claims Were First Reported	Losses and Allocated Expenses at Year-End (\$000 Omitted)										Development	
	Incurred Loss and ALAE on Known Claims and Bulk Reserves on Known Claims										11 One Year (Cols. 10-9)	12 Two Year (Cols. 10-8)
	1 2012	2 2013	3 2014	4 2015	5 2016	6 2017	7 2018	8 2019	9 2020	10 2021		
1. Prior	0	0	0	0	0	0	0	0	0	0	0	0
2. 2012	0	0	0	0	0	0	0	0	0	0	0	0
3. 2013	XXX	0	0	0	0	0	0	0	0	0	0	0
4. 2014	XXX	XXX	0	0	0	0	0	0	0	0	0	0
5. 2015	XXX	XXX	XXX	0	0	0	0	0	0	0	0	0
6. 2016	XXX	XXX	XXX	XXX	0	0	0	0	0	0	0	0
7. 2017	XXX	XXX	XXX	XXX	XXX	0	0	0	0	0	0	0
8. 2018	XXX	XXX	XXX	XXX	XXX	XXX	0	0	0	0	0	0
9. 2019	XXX	XXX	XXX	XXX	XXX	XXX	XXX	0	0	0	0	0
10. 2020	XXX	XXX	XXX	XXX	XXX	XXX	XXX	XXX	0	0	0	XXX
11. 2021	XXX	XXX	XXX	XXX	XXX	XXX	XXX	XXX	XXX	0	XXX	XXX
12. Total											0	0

**SCHEDULE P - PART 3A - PAID LOSS AND ALAE BY YEAR OF FIRST REPORT**

Years in Which Claims Were First Reported	Cumulative Paid Losses and Allocated Expenses at Year-End (\$000 Omitted)										11 Number of Claims Closed With Loss Payment	12 Number of Claims Closed Without Loss Payment
	1 2012	2 2013	3 2014	4 2015	5 2016	6 2017	7 2018	8 2019	9 2020	10 2021		
	1. Prior	0	0	0	0	0	0	0	0	0	0	0
2. 2012	0	0	0	0	0	0	0	0	0	0	0	0
3. 2013	XXX	0	0	0	0	0	0	0	0	0	0	0
4. 2014	XXX	XXX	0	0	0	0	0	0	0	0	0	0
5. 2015	XXX	XXX	XXX	0	0	0	0	0	0	0	0	0
6. 2016	XXX	XXX	XXX	XXX	0	0	0	0	0	0	0	0
7. 2017	XXX	XXX	XXX	XXX	XXX	0	0	0	0	0	0	0
8. 2018	XXX	XXX	XXX	XXX	XXX	XXX	0	0	0	0	0	0
9. 2019	XXX	XXX	XXX	XXX	XXX	XXX	XXX	0	0	0	0	0
10. 2020	XXX	XXX	XXX	XXX	XXX	XXX	XXX	XXX	0	0	0	0
11. 2021	XXX	XXX	XXX	XXX	XXX	XXX	XXX	XXX	XXX	0	0	0

**SCHEDULE P - PART 3B - LOSS AND ALAE CASE BASIS RESERVES BY YEAR OF FIRST REPORT**

Years in Which Claims Were First Reported	Case Basis Losses and Allocated Expenses Reserves at Year-End (\$000 Omitted)									
	1 2012	2 2013	3 2014	4 2015	5 2016	6 2017	7 2018	8 2019	9 2020	10 2021
	1. Prior	0	0	0	0	0	0	0	0	0
2. 2012										
3. 2013	XXX									
4. 2014	XXX	XXX								
5. 2015	XXX	XXX	XXX							
6. 2016	XXX	XXX	XXX	XXX						
7. 2017	XXX	XXX	XXX	XXX	XXX					
8. 2018	XXX	XXX	XXX	XXX	XXX	XXX				
9. 2019	XXX	XXX	XXX	XXX	XXX	XXX	XXX			
10. 2020	XXX	XXX	XXX	XXX	XXX	XXX	XXX	XXX		
11. 2021	XXX	XXX	XXX	XXX	XXX	XXX	XXX	XXX	XXX	

**SCHEDULE P - PART 3C - BULK RESERVES ON KNOWN CLAIMS BY YEAR OF FIRST REPORT**

Years in Which Claims Were First Reported	Bulk Reserves on Known Claims at Year-End (\$000 Omitted)									
	Loss and Allocated Loss Expense									
	1 2012	2 2013	3 2014	4 2015	5 2016	6 2017	7 2018	8 2019	9 2020	10 2021
1. Prior	0	0	0	0	0	0	0	0	0	0
2. 2012										
3. 2013	XXX									
4. 2014	XXX	XXX								
5. 2015	XXX	XXX	XXX							
6. 2016	XXX	XXX	XXX	XXX						
7. 2017	XXX	XXX	XXX	XXX	XXX					
8. 2018	XXX	XXX	XXX	XXX	XXX	XXX				
9. 2019	XXX	XXX	XXX	XXX	XXX	XXX	XXX			
10. 2020	XXX	XXX	XXX	XXX	XXX	XXX	XXX	XXX		
11. 2021	XXX	XXX	XXX	XXX	XXX	XXX	XXX	XXX	XXX	

ANNUAL STATEMENT FOR THE YEAR 2021 OF THE BG Title Guarantee, Inc.  
**SCHEDULE P - PART 4A - POLICY YEAR REPORTED CLAIM COUNTS**

Years in Which Policies Were Written	Number of Claims Reported (Direct)									
	1 2012	2 2013	3 2014	4 2015	5 2016	6 2017	7 2018	8 2019	9 2020	10 2021
1. Prior	0	0	0	0	0	0	0	0	0	0
2. 2002										
3. 2003										
4. 2004										
5. 2005										
6. 2006										
7. 2007										
8. 2008										
9. 2009										
10. 2010										
11. 2011	0	0	0	0	0	0	0	0	0	0
12. 2012	0	0	0	0	0	0	0	0	0	0
13. 2013	XXX	0	0	0	0	0	0	0	0	0
14. 2014	XXX	XXX	0	0	0	0	0	0	0	0
15. 2015	XXX	XXX	XXX	0	0	0	0	0	0	0
16. 2016	XXX	XXX	XXX	XXX	0	0	0	0	0	0
17. 2017	XXX	XXX	XXX	XXX	XXX	0	0	0	0	0
18. 2018	XXX	XXX	XXX	XXX	XXX	XXX	0	0	0	0
19. 2019	XXX	XXX	XXX	XXX	XXX	XXX	XXX	0	0	0
20. 2020	XXX	XXX	XXX	XXX	XXX	XXX	XXX	XXX	0	0
21. 2021	XXX	XXX	XXX	XXX	XXX	XXX	XXX	XXX	XXX	0

**SCHEDULE P - PART 4B - POLICY YEAR CLAIM CLOSED WITH LOSS PAYMENT**

Years in Which Policies Were Written	Number of Claims Closed With Loss Payment									
	1 2012	2 2013	3 2014	4 2015	5 2016	6 2017	7 2018	8 2019	9 2020	10 2021
1. Prior	0	0	0	0	0	0	0	0	0	0
2. 2002										
3. 2003										
4. 2004										
5. 2005										
6. 2006										
7. 2007										
8. 2008										
9. 2009										
10. 2010										
11. 2011										
12. 2012										
13. 2013	XXX									
14. 2014	XXX	XXX								
15. 2015	XXX	XXX	XXX							
16. 2016	XXX	XXX	XXX	XXX						
17. 2017	XXX	XXX	XXX	XXX	XXX					
18. 2018	XXX	XXX	XXX	XXX	XXX	XXX				
19. 2019	XXX	XXX	XXX	XXX	XXX	XXX	XXX			
20. 2020	XXX	XXX	XXX	XXX	XXX	XXX	XXX	XXX		
21. 2021	XXX	XXX	XXX	XXX	XXX	XXX	XXX	XXX	XXX	

**SCHEDULE P - PART 4C - POLICY YEAR CLAIM CLOSED WITHOUT LOSS PAYMENT**

Years in Which Policies Were Written	Number of Claims Closed Without Loss Payment									
	1 2012	2 2013	3 2014	4 2015	5 2016	6 2017	7 2018	8 2019	9 2020	10 2021
1. Prior	0	0	0	0	0	0	0	0	0	0
2. 2002										
3. 2003										
4. 2004										
5. 2005										
6. 2006										
7. 2007										
8. 2008										
9. 2009										
10. 2010										
11. 2011										
12. 2012										
13. 2013	XXX									
14. 2014	XXX	XXX								
15. 2015	XXX	XXX	XXX							
16. 2016	XXX	XXX	XXX	XXX						
17. 2017	XXX	XXX	XXX	XXX	XXX					
18. 2018	XXX	XXX	XXX	XXX	XXX	XXX				
19. 2019	XXX	XXX	XXX	XXX	XXX	XXX	XXX			
20. 2020	XXX	XXX	XXX	XXX	XXX	XXX	XXX	XXX		
21. 2021	XXX	XXX	XXX	XXX	XXX	XXX	XXX	XXX	XXX	

ANNUAL STATEMENT FOR THE YEAR 2021 OF THE BG Title Guarantee, Inc.

**SCHEDULE P - PART 5A - REPORT YEAR REPORTED CLAIM COUNTS**

Years in Which Claims Were First Reported	Number of Claims Reported (Direct)									
	1	2	3	4	5	6	7	8	9	10
	2012	2013	2014	2015	2016	2017	2018	2019	2020	2021
1. Prior.....	0	0	0	0	0	0	0	0	0	0
2. 2012.....										
3. 2013.....	XXX									
4. 2014.....	XXX	XXX								
5. 2015.....	XXX	XXX	XXX							
6. 2016.....	XXX	XXX	XXX	XXX						
7. 2017.....	XXX	XXX	XXX	XXX	XXX					
8. 2018.....	XXX	XXX	XXX	XXX	XXX	XXX				
9. 2019.....	XXX	XXX	XXX	XXX	XXX	XXX	XXX			
10. 2020.....	XXX	XXX	XXX	XXX	XXX	XXX	XXX	XXX		
11. 2021.....	XXX	XXX	XXX	XXX	XXX	XXX	XXX	XXX	XXX	

**SCHEDULE P - PART 5B - REPORT YEAR CLAIMS CLOSED WITH LOSS PAYMENT**

Years in Which Claims Were First Reported	Number of Claims Closed With Loss Payment									
	1	2	3	4	5	6	7	8	9	10
	2012	2013	2014	2015	2016	2017	2018	2019	2020	2021
1. Prior.....	0	0	0	0	0	0	0	0	0	0
2. 2012.....										
3. 2013.....	XXX									
4. 2014.....	XXX	XXX								
5. 2015.....	XXX	XXX	XXX							
6. 2016.....	XXX	XXX	XXX	XXX						
7. 2017.....	XXX	XXX	XXX	XXX	XXX					
8. 2018.....	XXX	XXX	XXX	XXX	XXX	XXX				
9. 2019.....	XXX	XXX	XXX	XXX	XXX	XXX	XXX			
10. 2020.....	XXX	XXX	XXX	XXX	XXX	XXX	XXX	XXX		
11. 2021.....	XXX	XXX	XXX	XXX	XXX	XXX	XXX	XXX	XXX	

**SCHEDULE P - PART 5C - REPORT YEAR CLAIMS CLOSED WITHOUT LOSS PAYMENT**

Years in Which Claims Were First Reported	Number of Claims Closed Without Loss Payment									
	1	2	3	4	5	6	7	8	9	10
	2012	2013	2014	2015	2016	2017	2018	2019	2020	2021
1. Prior.....	0	0	0	0	0	0	0	0	0	0
2. 2012.....										
3. 2013.....	XXX									
4. 2014.....	XXX	XXX								
5. 2015.....	XXX	XXX	XXX							
6. 2016.....	XXX	XXX	XXX	XXX						
7. 2017.....	XXX	XXX	XXX	XXX	XXX					
8. 2018.....	XXX	XXX	XXX	XXX	XXX	XXX				
9. 2019.....	XXX	XXX	XXX	XXX	XXX	XXX	XXX			
10. 2020.....	XXX	XXX	XXX	XXX	XXX	XXX	XXX	XXX		
11. 2021.....	XXX	XXX	XXX	XXX	XXX	XXX	XXX	XXX	XXX	

ANNUAL STATEMENT FOR THE YEAR 2021 OF THE BG Title Guarantee, Inc.

**SCHEDULE P INTERROGATORIES**

- 1.1 Title insurance losses should include all losses on any transaction for which a title insurance premium, rate or charge was made or contemplated. Escrow losses for which the company is contractually obligated should be included. Losses arising from defalcations for which the reporting entity is contractually obligated should be included. Are the title insurance losses reported in Schedule P defined in conformance with the above definition? ..... Yes [ ] No [ X ]
- 1.2 If not, describe the types of losses reported.
- 1.3 If the types or basis of reporting has changed over time, please explain the nature of such changes.
- 2.1 Are paid loss and allocated loss adjustment expenses reduced on account of salvage or subrogation in accordance with the instructions? ..... Yes [ ] No [ X ]
- 2.2 If not, describe the basis of reporting.
- 2.3 If the basis of reporting has changed over time, please explain the nature of such changes.
- 3.1 Are sales of salvage at prices different from their book value recorded in accordance with the instructions? ..... Yes [ ] No [ X ]
- 3.2 If not, describe the basis of reporting.
- 3.3 If the basis of reporting has changed over time, please explain the nature of such changes.
- 4.1 Are the case basis reserves reported gross of anticipated salvage and subrogation in accordance with the instructions? ..... Yes [ ] No [ X ]
- 4.2 If not, please explain.
- 4.3 If the basis of reporting has changed over time, please explain the nature of such changes.
- 5.1 Do any of the reserves reported in Schedule P contain a provision for reserve discount, contingency margin, or any other element not providing for an estimation of ultimate liability? ..... Yes [ ] No [ X ]
- 5.2 If so, please explain.
- 6.1 Does the company IBNR reserves in Schedule P reconcile to the IBNR reserves prepared on a GAAP basis? ..... Yes [ ] No [ X ]
- 6.2 If not, please explain.
- 7.1 Are allocated loss adjustment expenses recorded in accordance with the instructions? ..... Yes [ ] No [ X ]
- 7.2 If not, please explain which items are not in conformity.
- 7.3 If the basis of reporting has changed over time, please explain the nature of such changes.
- 8.1 The unallocated loss adjustment expenses paid during the most recent calendar year should be distributed to the various policy years in which the policy was issued as follows: (1) 10% to the most recent policy year, (2) 20% to the next most recent policy year, (3) 10% to the succeeding policy year, (4) 5% to each of the next two succeeding policy years, and (5) the balance to all policy years, including the most recent policy year, in proportion to the amount of loss payments paid for each policy year during the most recent calendar year. Are they so reported? ..... Yes [ ] No [ X ]
- 8.2 If estimates were used prior to 1996, please explain the basis of such estimates.
9. Indicate the basis of determining claim counts:
- 9.1 Are policies having multiple claims shown in Schedule P as a single claim? ..... Yes [ ] No [ X ]
- 9.2 Are claims closed without payment removed from the claim count? ..... Yes [ ] No [ X ]
- 9.3 If the definition of claim count has changed over time, please explain the nature of such changes.
- 10.1 Have there been any portfolio reinsurance transfers or other accounting conventions that have caused a mismatch of premiums, other income, loss or ALAE? ..... Yes [ ] No [ X ]
- 10.2 If so, please explain.
- 11.1 Have there been any excess of loss or stop loss reinsurance treaties or other accounting conventions that have caused a mismatch of premiums, other income, loss or ALAE? ..... Yes [ ] No [ X ]
- 11.2 If so, please explain.
- 12.1 Have there been any major mergers or acquisitions, either with respect to an insurer or an agent, that had a material impact on operations or claims development? ..... Yes [ ] No [ X ]
- 12.2 If so, please explain.
- 13.1 Were any estimates or allocations used to complete this data request? ..... Yes [ ] No [ X ]
- 13.2 If so, please explain the nature of the estimate or allocation, the assumptions made and the data used to support your assumptions.
14. Are there any especially significant events, coverage, retention or accounting changes which have occurred which must be considered when making an analysis of the information provided? ..... Yes [ ] No [ X ]







**SUPPLEMENTAL EXHIBITS AND SCHEDULES INTERROGATORIES**

The following supplemental reports are required to be filed as part of your statement filing unless specifically waived by the domiciliary state. However, in the event that your domiciliary state waives the filing requirement, your response of **WAIVED** to the specific interrogatory will be accepted in lieu of filing a "NONE" report and a bar code will be printed below. If the supplement is required of your company but is not being filed for whatever reason enter **SEE EXPLANATION** and provide an explanation following the interrogatory questions.







	Response
<b>MARCH FILING</b>	
1. Will the Supplemental Compensation Exhibit be filed with the state of domicile by March 1? .....	YES
2. Will an actuarial opinion be filed by March 1? .....	WAIVED
<b>APRIL FILING</b>	
3. Will Management's Discussion and Analysis be filed by April 1? .....	YES
4. Will the Supplemental Schedule of Business Written by Agency be filed with the state of domicile by April 1? .....	YES
5. Will the Supplemental Investment Risk Interrogatories be filed by April 1? .....	YES
<b>JUNE FILING</b>	
6. Will an audited financial report be filed by June 1? .....	WAIVED
7. Will Accountant's Letter of Qualifications be filed with the state of domicile and electronically with the NAIC by June 1? .....	YES

The following supplemental reports are required to be filed as part of your statement filing **if your company is engaged in the type of business covered by the supplement. However, in the event that your company does not transact the type of business for which the special report must be filed, your response of NO to the specific interrogatory will be accepted in lieu of filing a "NONE" report and a bar code will be printed below.** If the supplement is required of your company but is not being filed for whatever reason enter **SEE EXPLANATION** and provide an explanation following the interrogatory questions.

	Response
<b>MARCH FILING</b>	
8. Will Schedule SIS (Stockholder Information Supplement) be filed with the state of domicile by March 1? .....	SEE EXPLANATION
9. Will an approval from the reporting entity's state of domicile for relief related to the five-year rotation requirement for lead audit partner be filed electronically with the NAIC by March 1? .....	NO
10. Will an approval from the reporting entity's state of domicile for relief related to the one-year cooling off period for independent CPA be filed electronically with the NAIC by March 1? .....	NO
11. Will an approval from the reporting entity's state of domicile for relief related to the Requirements for Audit Committees be filed electronically with the NAIC by March 1? .....	NO
<b>AUGUST FILING</b>	
12. Will Management's Report of Internal Control Over Financial Reporting be filed with the state of domicile by August 1? .....	NO

- Explanations:
- 8. The data for this supplement is not required to be filed.
  - 9. The data for this supplement is not required to be filed.
  - 10. The data for this supplement is not required to be filed.
  - 11. The data for this supplement is not required to be filed.
  - 12. The data for this supplement is not required to be filed.

Bar Codes:

2. Actuarial Opinion [Document Identifier 440]	
6. Audited Financial Report [Document Identifier 220]	
9. Relief from the five-year rotation requirement for lead audit partner [Document Identifier 224]	
10. Relief from the one-year cooling off period for independent CPA [Document Identifier 225]	
11. Relief from the Requirements for Audit Committees [Document Identifier 226]	
12. Management's Report of Internal Control Over Financial Reporting [Document Identifier 223]	

**OVERFLOW PAGE FOR WRITE-INS**

ANNUAL STATEMENT FOR THE YEAR 2021 OF THE BG Title Guarantee, Inc.

**OVERFLOW PAGE FOR WRITE-INS**

Additional Write-ins for Operations and Investment Exhibit Part 3 Line 23

	Title and Escrow Operating Expenses			4	5	6	7	Totals	
	1	Agency Operations						8	9
		2	3						
	Direct Operations	Non-affiliated Agency Operations	Affiliated Agency Operations	Total (Cols. 1+2+3)	Unallocated Loss Adjustment Expenses	Other Operations	Investment Expenses		
2304. Interest .....				0			58,884	58,884	578,652
2397. Summary of remaining write-ins for Line 23 from overflow page	0	0	0	0	0	0	58,884	58,884	578,652