



# HEALTH ANNUAL STATEMENT

FOR THE YEAR ENDED DECEMBER 31, 2021  
OF THE CONDITION AND AFFAIRS OF THE

## Cigna Dental Health of Ohio, Inc.

NAIC Group Code 0901 0901 NAIC Company Code 47805 Employer's ID Number 59-2579774  
(Current) (Prior)

Organized under the Laws of Ohio, State of Domicile or Port of Entry OH

Country of Domicile United States of America

Licensed as business type: Other

Is HMO Federally Qualified? Yes [ ] No [ X ]

Incorporated/Organized 06/17/1985 Commenced Business 11/06/1985

Statutory Home Office 1300 East 9th Street, Cleveland, OH, US 44114  
(Street and Number) (City or Town, State, Country and Zip Code)

Main Administrative Office 1571 Sawgrass Corporate Parkway Suite 300  
(Street and Number)  
Sunrise, FL, US 33323, 954-514-6600  
(City or Town, State, Country and Zip Code) (Area Code) (Telephone Number)

Mail Address 1571 Sawgrass Corporate Parkway Suite 300, Sunrise, FL, US 33323  
(Street and Number or P.O. Box) (City or Town, State, Country and Zip Code)

Primary Location of Books and Records 1571 Sawgrass Corporate Parkway Suite 300  
(Street and Number)  
Sunrise, FL, US 33323, 954-514-6600  
(City or Town, State, Country and Zip Code) (Area Code) (Telephone Number)

Internet Website Address www.cigna.com

Statutory Statement Contact John Satkowski, 860-226-5634  
(Name) (Area Code) (Telephone Number)  
john.satkowski@cigna.com, 860-226-5634  
(E-mail Address) (FAX Number)

### OFFICERS

President Frederick Eugene Scardellette Treasurer Scott Ronald Lambert  
Secretary Jill Mary Stadelman Actuary Gregory Nicholas Malone

### OTHER

Mark Paul Fleming, Vice President Amie Lynn Roulier Benedict, Vice President Lance Manuel Thomas, Vice President  
Joanne Ruth Hart, Vice President Kathleen Murphy O'Neil, Vice President Drew Jerome Reynolds, Vice President  
Scott Ronald Lambert, Vice President

### DIRECTORS OR TRUSTEES

Frederick Eugene Scardellette Amie Lynn Roulier Benedict Puja Lakdawala #

State of \_\_\_\_\_ SS  
County of \_\_\_\_\_

The officers of this reporting entity being duly sworn, each depose and say that they are the described officers of said reporting entity, and that on the reporting period stated above, all of the herein described assets were the absolute property of the said reporting entity, free and clear from any liens or claims thereon, except as herein stated, and that this statement, together with related exhibits, schedules and explanations therein contained, annexed or referred to, is a full and true statement of all the assets and liabilities and of the condition and affairs of the said reporting entity as of the reporting period stated above, and of its income and deductions therefrom for the period ended, and have been completed in accordance with the NAIC Annual Statement Instructions and Accounting Practices and Procedures manual except to the extent that: (1) state law may differ; or, (2) that state rules or regulations require differences in reporting not related to accounting practices and procedures, according to the best of their information, knowledge and belief, respectively. Furthermore, the scope of this attestation by the described officers also includes the related corresponding electronic filing with the NAIC, when required, that is an exact copy (except for formatting differences due to electronic filing) of the enclosed statement. The electronic filing may be requested by various regulators in lieu of or in addition to the enclosed statement.

Frederick Eugene Scardellette  
President

Scott Ronald Lambert  
Treasurer

Jill Mary Stadelman  
Corporate Secretary

Subscribed and sworn to before me this \_\_\_\_\_ day of \_\_\_\_\_

- a. Is this an original filing? ..... Yes [ X ] No [ ]  
b. If no,  
1. State the amendment number.....  
2. Date filed .....  
3. Number of pages attached.....



Exhibit 3 - Health Care Receivables

**NONE**

Exhibit 3A - Health Care Receivables Collected and Accrued

**NONE**

**EXHIBIT 4 - CLAIMS UNPAID AND INCENTIVE POOL, WITHHOLD AND BONUS (Reported and Unreported)**

**Aging Analysis of Unpaid Claims**

1 Account	2 1 - 30 Days	3 31 - 60 Days	4 61 - 90 Days	5 91 - 120 Days	6 Over 120 Days	7 Total
Claims Unpaid (Reported)						
0199999. Individually listed claims unpaid	0	0	0	0	0	0
0299999. Aggregate accounts not individually listed- uncovered	0	0	0	0	0	0
0399999. Aggregate accounts not individually listed-covered	34,116	30,812	14,490	12,166	(2,057)	89,527
0499999. Subtotals	34,116	30,812	14,490	12,166	(2,057)	89,527
0599999. Unreported claims and other claim reserves						309,915
0699999. Total amounts withheld						
0799999. Total claims unpaid						399,442
.....						
.....						
.....						
.....						
.....						
.....						
.....						
.....						
.....						
.....						
.....						
.....						
.....						
.....						
.....						
0899999 Accrued medical incentive pool and bonus amounts						



**EXHIBIT 6 - AMOUNTS DUE TO PARENT, SUBSIDIARIES AND AFFILIATES**

1 Affiliate	2 Description	3 Amount	4 Current	5 Non-Current
<b>NONE</b>				
0399999 Total gross payables				

**EXHIBIT 7 PART 1- SUMMARY OF TRANSACTIONS WITH PROVIDERS**

Payment Method	1 Direct Medical Expense Payment	2 Column 1 as a % of Total Payments	3 Total Members Covered	4 Column 3 as a % of Total Members	5 Column 1 Expenses Paid to Affiliated Providers	6 Column 1 Expenses Paid to Non-Affiliated Providers
<b>Capitation Payments:</b>						
1. Medical groups .....	0	0.0	0	0.0	0	0
2. Intermediaries .....	0	0.0	0	0.0	0	0
3. All other providers .....	945,566	18.4	46,680	100.0	0	945,566
4. Total capitation payments .....	945,566	18.4	46,680	100.0	0	945,566
<b>Other Payments:</b>						
5. Fee-for-service .....	3,857,534	75.2	XXX	XXX	0	3,857,534
6. Contractual fee payments .....	66,987	1.3	XXX	XXX	0	66,987
7. Bonus/withhold arrangements - fee-for-service .....	0	0.0	XXX	XXX	0	0
8. Bonus/withhold arrangements - contractual fee payments .....	0	0.0	XXX	XXX	0	0
9. Non-contingent salaries .....	0	0.0	XXX	XXX	0	0
10. Aggregate cost arrangements .....	0	0.0	XXX	XXX	0	0
11. All other payments .....	261,939	5.1	XXX	XXX	0	261,939
12. Total other payments .....	4,186,460	81.6	XXX	XXX	0	4,186,460
13. TOTAL (Line 4 plus Line 12)	5,132,026	100%	XXX	XXX	0	5,132,026

**EXHIBIT 7 - PART 2 - SUMMARY OF TRANSACTIONS WITH INTERMEDIARIES**

1 NAIC Code	2 Name of Intermediary	3 Capitation Paid	4 Average Monthly Capitation	5 Intermediary's Total Adjusted Capital	6 Intermediary's Authorized Control Level RBC
<b>NONE</b>					
9999999 Totals			XXX	XXX	XXX

Exhibit 8 - Furniture and Equipment Owned

**N O N E**



ANNUAL STATEMENT FOR THE YEAR 2021 OF THE CIGNA DENTAL HEALTH OF OHIO INC

**EXHIBIT OF PREMIUMS, ENROLLMENT AND UTILIZATION (a)**

REPORT FOR: 1. CORPORATION

Cigna Dental Health of Ohio, Inc.

2. Cleveland, OH

NAIC Group Code	0901	BUSINESS IN THE STATE OF		DURING THE YEAR							(LOCATION)	
		Ohio		2021							NAIC Company Code	
		1	Comprehensive (Hospital & Medical)		4	5	6	7	8	9	10	
	Total	2	3	Medicare Supplement	Vision Only	Dental Only	Federal Employees Health Benefit Plan	Title XVIII Medicare	Title XIX Medicaid	Other		
<b>Total Members at end of:</b>												
1. Prior Year .....	47,405					47,405						
2. First Quarter .....	46,914					46,914						
3. Second Quarter .....	46,690					46,690						
4. Third Quarter .....	46,507					46,507						
5. Current Year .....	46,680					46,680						
6. Current Year Member Months	560,569					560,569						
<b>Total Member Ambulatory Encounters for Year:</b>												
7. Physician .....	0											
8. Non-Physician .....	0											
9. Total	0	0	0	0	0	0	0	0	0	0		
10. Hospital Patient Days Incurred	0											
11. Number of Inpatient Admissions	0											
12. Health Premiums Written (b) .....	9,430,776					9,430,776						
13. Life Premiums Direct .....	0											
14. Property/Casualty Premiums Written .....	0											
15. Health Premiums Earned .....	9,430,776					9,430,776						
16. Property/Casualty Premiums Earned	0											
17. Amount Paid for Provision of Health Care Services .....	5,132,027					5,132,027						
18. Amount Incurred for Provision of Health Care Services	5,147,305					5,147,305						

(a) For health business: number of persons insured under PPO managed care products ..... and number of persons insured under indemnity only products .....

(b) For health premiums written: amount of Medicare Title XVIII exempt from state taxes or fees \$ .....

HO 00



ANNUAL STATEMENT FOR THE YEAR 2021 OF THE CIGNA DENTAL HEALTH OF OHIO INC

**EXHIBIT OF PREMIUMS, ENROLLMENT AND UTILIZATION (a)**

REPORT FOR: 1. CORPORATION

Cigna Dental Health of Ohio, Inc.

2. Cleveland, OH

NAIC Group Code	0901	BUSINESS IN THE STATE OF	(LOCATION)									
			Grand Total		DURING THE YEAR			2021			NAIC Company Code	47805
			1	Comprehensive (Hospital & Medical)		4	5	6	7	8	9	10
Total	2	3	Medicare Supplement	Vision Only	Dental Only	Federal Employees Health Benefit Plan	Title XVIII Medicare	Title XIX Medicaid	Other			
<b>Total Members at end of:</b>												
1. Prior Year	47,405	0	0	0	0	47,405	0	0	0	0		
2. First Quarter	46,914	0	0	0	0	46,914	0	0	0	0		
3. Second Quarter	46,690	0	0	0	0	46,690	0	0	0	0		
4. Third Quarter	46,507	0	0	0	0	46,507	0	0	0	0		
5. Current Year	46,680	0	0	0	0	46,680	0	0	0	0		
6. Current Year Member Months	560,569	0	0	0	0	560,569	0	0	0	0		
<b>Total Member Ambulatory Encounters for Year:</b>												
7. Physician	0	0	0	0	0	0	0	0	0	0		
8. Non-Physician	0	0	0	0	0	0	0	0	0	0		
9. Total	0	0	0	0	0	0	0	0	0	0		
10. Hospital Patient Days Incurred	0	0	0	0	0	0	0	0	0	0		
11. Number of Inpatient Admissions	0	0	0	0	0	0	0	0	0	0		
12. Health Premiums Written (b)	9,430,776	0	0	0	0	9,430,776	0	0	0	0		
13. Life Premiums Direct	0	0	0	0	0	0	0	0	0	0		
14. Property/Casualty Premiums Written	0	0	0	0	0	0	0	0	0	0		
15. Health Premiums Earned	9,430,776	0	0	0	0	9,430,776	0	0	0	0		
16. Property/Casualty Premiums Earned	0	0	0	0	0	0	0	0	0	0		
17. Amount Paid for Provision of Health Care Services	5,132,027	0	0	0	0	5,132,027	0	0	0	0		
18. Amount Incurred for Provision of Health Care Services	5,147,305	0	0	0	0	5,147,305	0	0	0	0		

(a) For health business: number of persons insured under PPO managed care products .....0 and number of persons insured under indemnity only products .....0 .

(b) For health premiums written: amount of Medicare Title XVIII exempt from state taxes or fees \$ .....0

30.GT

Schedule S - Part 1 - Section 2

**NONE**

Schedule S - Part 2

**NONE**

Schedule S - Part 3 - Section 2

**NONE**

Schedule S - Part 4

**NONE**

Schedule S - Part 4 - Bank Footnote

**NONE**

Schedule S - Part 5

**NONE**

Schedule S - Part 5 - Bank Footnote

**NONE**

Schedule S - Part 6

**NONE**

**SCHEDULE S - PART 7**

Restatement of Balance Sheet to Identify Net Credit For Ceded Reinsurance

	1 As Reported (net of ceded)	2 Restatement Adjustments	3 Restated (gross of ceded)
<b>ASSETS (Page 2, Col. 3)</b>			
1. Cash and invested assets (Line 12) .....	2,779,014		2,779,014
2. Accident and health premiums due and unpaid (Line 15) .....	814,233		814,233
3. Amounts recoverable from reinsurers (Line 16.1) .....			0
4. Net credit for ceded reinsurance .....	XXX	0	0
5. All other admitted assets (Balance) .....	172,497		172,497
6. Total assets (Line 28)	3,765,744	0	3,765,744
<b>LIABILITIES, CAPITAL AND SURPLUS (Page 3)</b>			
7. Claims unpaid (Line 1) .....	399,442		399,442
8. Accrued medical incentive pool and bonus payments (Line 2) .....			0
9. Premiums received in advance (Line 8) .....	15,979		15,979
10. Funds held under reinsurance treaties with authorized and unauthorized reinsurers (Line 19 first inset amount plus second inset amount) .....	0		0
11. Reinsurance in unauthorized companies (Line 20 minus inset amount) .....	0		0
12. Reinsurance with Certified Reinsurers (Line 20 inset amount) .....	0		0
13. Funds held under reinsurance treaties with Certified Reinsurers (Line 19 third inset amount) .....	0		0
14. All other liabilities (Balance) .....	164,242		164,242
15. Total liabilities (Line 24) .....	579,663	0	579,663
16. Total capital and surplus (Line 33) .....	3,186,081	XXX	3,186,081
17. Total liabilities, capital and surplus (Line 34)	3,765,744	0	3,765,744
<b>NET CREDIT FOR CEDED REINSURANCE</b>			
18. Claims unpaid .....	0		
19. Accrued medical incentive pool .....	0		
20. Premiums received in advance .....	0		
21. Reinsurance recoverable on paid losses .....	0		
22. Other ceded reinsurance recoverables .....	0		
23. Total ceded reinsurance recoverables .....	0		
24. Premiums receivable .....	0		
25. Funds held under reinsurance treaties with authorized and unauthorized reinsurers .....	0		
26. Unauthorized reinsurance .....	0		
27. Reinsurance with Certified Reinsurers .....	0		
28. Funds held under reinsurance treaties with Certified Reinsurers .....	0		
29. Other ceded reinsurance payables/offsets .....	0		
30. Total ceded reinsurance payables/offsets .....	0		
31. Total net credit for ceded reinsurance	0		

Schedule T - Part 2 - Interstate Compact

**N O N E**

ANNUAL STATEMENT FOR THE YEAR 2021 OF THE CIGNA DENTAL HEALTH OF OHIO INC

SCHEDULE Y

PART 1A - DETAIL OF INSURANCE HOLDING COMPANY SYSTEM

1	2	3	4	5	6	7	8	9	10	11	12	13	14	15	16
Group Code	Group Name	NAIC Company Code	ID Number	Federal RSSD	CIK	Name of Securities Exchange if Publicly Traded (U.S. or International)	Names of Parent, Subsidiaries Or Affiliates	Domiciliary Location	Relationship to Reporting Entity	Directly Controlled by (Name of Entity/Person)	Type of Control (Ownership, Board, Management, Attorney-in-Fact, Influence, Other)	If Control is Ownership Provide Percentage	Ultimate Controlling Entity(ies)/Person(s)	Is an SCA Filing Required? (Yes/No)	*
.0901	Cigna Group	.00000	46-2332355				1EQ Inc. (d/b/a Babyscripts)	DE	NIA	Cigna Ventures, LLC	Ownership	10.100	Cigna Corporation	NO	
.0901	Cigna Group	.00000	00-0000000				680 Investors LLC	CA	NIA	SB-SNH LLC	Ownership	85.000	Cigna Corporation	NO	
.0901	Cigna Group	.00000	00-0000000				685 New Hampshire LLC	CA	NIA	SB-SNH LLC	Ownership	85.000	Cigna Corporation	NO	
.0901	Cigna Group	.00000	82-4794800				9171 Wilshire CPI-CII LLC	DE	NIA	CPI-CII 9171 Wilshire JV LLC	Ownership	90.000	Cigna Corporation	NO	
.0901	Cigna Group	.00000	85-1046126				ABS Apartments Venture, L.L.C.	DE	NIA	CARING ABS Investor LLC	Ownership	90.000	Cigna Corporation	NO	
.0901	Cigna Group	.00000	11-3358535				Accredo Health Group, Inc.	DE	NIA	Accredo Health, Incorporated	Ownership	100.000	Cigna Corporation	NO	
.0901	Cigna Group	.00000	55-0894449				Accredo Health, Incorporated	DE	NIA	Medco Health Solutions, Inc.	Ownership	100.000	Cigna Corporation	NO	
.0901	Cigna Group	.00000	13-3888838				AHG of New York, Inc.	NY	NIA	Accredo Health, Incorporated	Ownership	100.000	Cigna Corporation	NO	
.0901	Cigna Group	.00000	75-3040465				Airport Holdings, LLC	NJ	NIA	Express Scripts, Inc.	Ownership	100.000	Cigna Corporation	NO	
.0901	Cigna Group	.00000	35-2562415				Alegis Care Services, LLC	DE	NIA	Home Physicians Management, LLC	Ownership	100.000	Cigna Corporation	NO	
.0901	Cigna Group	.00000	85-0909305				Alegis Care Services of Colorado, LLC	CO	NIA	Home Physicians Management, LLC	Ownership	100.000	Cigna Corporation	NO	
.0901	Cigna Group	.00000	81-0400550				Allegiance Benefit Plan Management, Inc.	MT	NIA	Benefit Management Corp.	Ownership	100.000	Cigna Corporation	NO	
.0901	Cigna Group	.00000	03-0507057				Allegiance Care Management, LLC	MT	NIA	Benefit Management Corp.	Ownership	100.000	Cigna Corporation	NO	
.0901	Cigna Group	.00000	71-0916514				Allegiance COBRA Services, Inc.	MT	NIA	Benefit Management Corp.	Ownership	100.000	Cigna Corporation	NO	
.0901	Cigna Group	.12814	20-4433475				Allegiance Life & Health Insurance Company	MT	IA	Benefit Management Corp.	Ownership	95.000	Cigna Corporation	NO	
.0901	Cigna Group	.00000	26-2201582				Allegiance Provider Direct, LLC	MT	NIA	Benefit Management Corp.	Ownership	100.000	Cigna Corporation	NO	
.0901	Cigna Group	.00000	20-3851464				Allegiance Re, Inc.	MT	IA	Benefit Management Corp.	Ownership	100.000	Cigna Corporation	NO	
.0901	Cigna Group	.88366	59-2760189				American Retirement Life Insurance Company	OH	IA	Loyal American Life Insurance Company	Ownership	100.000	Cigna Corporation	NO	
.0901	Cigna Group	.00000	82-3315524				Arbor Heights Venture LLC	DE	NIA	Cigna Affiliates Realty Investment Group, LLC	Ownership	90.000	Cigna Corporation	NO	
.0901	Cigna Group	.00000	46-4080861				AristaMD, Inc.	DE	NIA	Cigna Ventures, LLC	Ownership	11.100	Cigna Corporation	NO	
.0901	Cigna Group	.00000	86-3581583				Arizona Health Plan, Inc.	AZ	NIA	Healthsource, Inc.	Ownership	100.000	Cigna Corporation	NO	
.0901	Cigna Group	.00000	00-0000000				Ascent Health Services LLC	DE	NIA	Cigna Spruce Holdings GmbH	Ownership	80.000	Cigna Corporation	NO	
.0901	Cigna Group	.00000	86-1750832				ASM Apartments Venture, L.L.C.	DE	NIA	CARING St. Matthew's Investor LLC	Ownership	90.000	Cigna Corporation	NO	
.0901	Cigna Group	.00000	81-0585518				Benefit Management Corp.	MT	NIA	Connecticut General Corporation	Ownership	100.000	Cigna Corporation	NO	
.0901	Cigna Group	.00000	81-2650133				Berewick Apartments LLC	DE	NIA	LLC	Ownership	85.000	Cigna Corporation	NO	
.0901	Cigna Group	.00000	43-1815573				Biopartners in Care, Inc.	MO	NIA	Accredo Health, Incorporated	Ownership	100.000	Cigna Corporation	NO	
.0901	Cigna Group	.00000	06-1522976				Blodgett & Hazard Limited	GBR	NIA	Cigna Re Corporation	Ownership	100.000	Cigna Corporation	NO	
.0901	Cigna Group	.10095	52-2259087				Bravo Health Mid-Atlantic, Inc.	MD	IA	NewQuest Management Northeast, LLC	Ownership	100.000	Cigna Corporation	NO	
.0901	Cigna Group	.11524	52-2363406				Bravo Health Pennsylvania, Inc.	PA	IA	NewQuest Management Northeast, LLC	Ownership	100.000	Cigna Corporation	NO	
.0901	Cigna Group	.00000	00-0000000				Breakthrough Behavioral, Inc.	DE	IA	MDLive, Inc.	Ownership	100.000	Cigna Corporation	NO	
.0901	Cigna Group	.00000	00-0000000				Breakthrough Behavioral of Texas, Inc.	TX	IA	Breakthrough Behavioral, Inc.	Ownership	100.000	Cigna Corporation	NO	
.0901	Cigna Group	.00000	27-1713977				Brighter, Inc.	DE	NIA	Connecticut General Corporation	Ownership	100.000	Cigna Corporation	NO	
.0901	Cigna Group	.00000	46-4918521				Buoy Health, Inc.	DE	NIA	Cigna Ventures, LLC	Ownership	12.200	Cigna Corporation	NO	
.0901	Cigna Group	.00000	61-1162797				Care Continuum, Inc.	KY	NIA	SpectraCare Health Care Ventures, Inc.	Ownership	100.000	Cigna Corporation	NO	
.0901	Cigna Group	.00000	85-0954556				CareAllies Accountable Care Collaborative LLC	DE	NIA	CareAllies, Inc.	Ownership	100.000	Cigna Corporation	NO	
.0901	Cigna Group	.00000	85-0935554				CareAllies Accountable Care Network LLC	DE	NIA	CareAllies, Inc.	Ownership	100.000	Cigna Corporation	NO	
.0901	Cigna Group	.00000	00-0000000				CareAllies Accountable Care Solutions LLC	DE	NIA	CareAllies, Inc.	Ownership	100.000	Cigna Corporation	NO	
.0901	Cigna Group	.00000	26-0180898				CareAllies, Inc.	DE	NIA	Cigna Holdings, Inc.	Ownership	100.000	Cigna Corporation	NO	
.0901	Cigna Group	.00000	81-2760646				CareAllies, LLC	DE	NIA	Connecticut General Life Insurance Company	Ownership	100.000	Cigna Corporation	NO	
.0901	Cigna Group	.10144	20-1089572				CareCore NJ, LLC	NJ	IA	eviCore healthcare MSI, LLC	Ownership	100.000	Cigna Corporation	NO	
.0901	Cigna Group	.00000	45-2681649				CarePlexus, LLC	DE	NIA	Cigna Health and Life Insurance Company	Ownership	100.000	Cigna Corporation	NO	
.0901	Cigna Group	.00000	83-1400586				CARING 18th & Salmon Investor LLC	DE	NIA	Cigna Affiliates Realty Investment Group, LLC	Ownership	100.000	Cigna Corporation	NO	
.0901	Cigna Group	.00000	83-2562994				CARING 500 Ygnacio Investor LLC	DE	NIA	Cigna Affiliates Realty Investment Group, LLC	Ownership	100.000	Cigna Corporation	NO	
.0901	Cigna Group	.00000	84-1960231				CARING 3130 Investor LLC	DE	NIA	Cigna Affiliates Realty Investment Group, LLC	Ownership	100.000	Cigna Corporation	NO	
.0901	Cigna Group	.00000	83-2318410				CARING 9171 Wilshire Investor LLC	DE	NIA	LLC	Ownership	100.000	Cigna Corporation	NO	

ANNUAL STATEMENT FOR THE YEAR 2021 OF THE CIGNA DENTAL HEALTH OF OHIO INC

**SCHEDULE Y**

**PART 1A - DETAIL OF INSURANCE HOLDING COMPANY SYSTEM**

1	2	3	4	5	6	7	8	9	10	11	12	13	14	15	16
Group Code	Group Name	NAIC Company Code	ID Number	Federal RSSD	CIK	Name of Securities Exchange if Publicly Traded (U.S. or International)	Names of Parent, Subsidiaries Or Affiliates	Domiciliary Location	Relationship to Reporting Entity	Directly Controlled by (Name of Entity/Person)	Type of Control (Ownership, Board, Management, Attorney-in-Fact, Influence, Other)	If Control is Ownership Provide Percentage	Ultimate Controlling Entity(ies)/Person(s)	Is an SCA Filing Required? (Yes/No)	*
.0901	Cigna Group	.00000	85-4247420				CARING ABS Investor LLC	DE	NIA	Cigna Affiliates Realty Investment Group, LLC	Ownership	100.000	Cigna Corporation	NO	
.0901	Cigna Group	.00000	83-2851501				CARING Alta Duraleigh Investor LLC	DE	NIA	Cigna Affiliates Realty Investment Group, LLC	Ownership	100.000	Cigna Corporation	NO	
.0901	Cigna Group	.00000	83-2851501				CARING Alta Englewood Investor LLC	DE	NIA	Cigna Affiliates Realty Investment Group, LLC	Ownership	100.000	Cigna Corporation	NO	
.0901	Cigna Group	.00000	85-2966766				CARING Alta Leander Investor LLC	DE	NIA	Cigna Affiliates Realty Investment Group, LLC	Ownership	100.000	Cigna Corporation	NO	
.0901	Cigna Group	.00000	83-2563284				CARING Alta Woodson Investor LLC	DE	NIA	Cigna Affiliates Realty Investment Group, LLC	Ownership	100.000	Cigna Corporation	NO	
.0901	Cigna Group	.00000	85-2966766				CARING Avondale Investor LLC	DE	NIA	Cigna Affiliates Realty Investment Group, LLC	Ownership	100.000	Cigna Corporation	NO	
.0901	Cigna Group	.00000	87-1992977				CARING Berwyn Investor LLC	DE	NIA	Cigna Affiliates Realty Investment Group, LLC	Ownership	100.000	Cigna Corporation	NO	
.0901	Cigna Group	.00000	32-0570889				CARING Capitol Hill GP LLC	DE	NIA	Cigna Affiliates Realty Investment Group, LLC	Ownership	100.000	Cigna Corporation	NO	
.0901	Cigna Group	.00000	37-1903297				CARING Capitol Hill LP LLC	DE	NIA	Cigna Affiliates Realty Investment Group, LLC	Ownership	100.000	Cigna Corporation	NO	
.0901	Cigna Group	.00000	83-2851364				CARING Century Plaza Investor LLC	DE	NIA	Cigna Affiliates Realty Investment Group, LLC	Ownership	100.000	Cigna Corporation	NO	
.0901	Cigna Group	.00000	85-4265529				CARING Deco Investor LLC	DE	NIA	Cigna Affiliates Realty Investment Group, LLC	Ownership	100.000	Cigna Corporation	NO	
.0901	Cigna Group	.00000	85-2912145				CARING Elan I Investor LLC	DE	NIA	Cigna Affiliates Realty Investment Group, LLC	Ownership	100.000	Cigna Corporation	NO	
.0901	Cigna Group	.00000	87-0928526				CARING Elan II Investor LLC	DE	NIA	Cigna Affiliates Realty Investment Group, LLC	Ownership	100.000	Cigna Corporation	NO	
.0901	Cigna Group	.00000	83-3701937				CARING Firestone Investor LLC	DE	NIA	Cigna Affiliates Realty Investment Group, LLC	Ownership	100.000	Cigna Corporation	NO	
.0901	Cigna Group	.00000	00-0000000				CARING JA Lofts Investor LP LLC	DE	NIA	Cigna Affiliates Realty Investment Group, LLC	Ownership	100.000	Cigna Corporation	NO	
.0901	Cigna Group	.00000	00-0000000				CARING JA Lofts Investor GP LLC	DE	NIA	Cigna Affiliates Realty Investment Group, LLC	Ownership	100.000	Cigna Corporation	NO	
.0901	Cigna Group	.00000	83-2318233				CARING Heights at Bear Creek Investor LLC	DE	NIA	Cigna Affiliates Realty Investment Group, LLC	Ownership	100.000	Cigna Corporation	NO	
.0901	Cigna Group	.00000	83-1400482				CARING Hillcrest Investor LLC	DE	NIA	Cigna Affiliates Realty Investment Group, LLC	Ownership	100.000	Cigna Corporation	NO	
.0901	Cigna Group	.00000	84-4410554				CARING IBP Investor LLC	DE	NIA	Cigna Affiliates Realty Investment Group, LLC	Ownership	100.000	Cigna Corporation	NO	
.0901	Cigna Group	.00000	85-1961034				CARING Interbay Investor GP LLC	DE	NIA	Cigna Affiliates Realty Investment Group, LLC	Ownership	100.000	Cigna Corporation	NO	
.0901	Cigna Group	.00000	85-1984627				CARING Interbay Investor LP LLC	DE	NIA	Cigna Affiliates Realty Investment Group, LLC	Ownership	100.000	Cigna Corporation	NO	
.0901	Cigna Group	.00000	83-2339522				CARING Mallory Square Investor LLC	DE	NIA	Cigna Affiliates Realty Investment Group, LLC	Ownership	100.000	Cigna Corporation	NO	
.0901	Cigna Group	.00000	85-4265529				CARING Montclair Investor LLC	DE	NIA	Cigna Affiliates Realty Investment Group, LLC	Ownership	100.000	Cigna Corporation	NO	
.0901	Cigna Group	.00000	83-2563138				CARING Soma Investor LLC	DE	NIA	Cigna Affiliates Realty Investment Group, LLC	Ownership	100.000	Cigna Corporation	NO	
.0901	Cigna Group	.00000	83-2633790				CARING Alexan Enclave Investor LLC	DE	NIA	Cigna Affiliates Realty Investment Group, LLC	Ownership	100.000	Cigna Corporation	NO	
.0901	Cigna Group	.00000	83-2633886				CARING Orange Collection Investor LLC	DE	NIA	Cigna Affiliates Realty Investment Group, LLC	Ownership	100.000	Cigna Corporation	NO	
.0901	Cigna Group	.00000	83-8294933				CARING South Coast Subsidiary LLC	DE	NIA	Cigna Affiliates Realty Investment Group, LLC	Ownership	100.000	Cigna Corporation	NO	

41.1

ANNUAL STATEMENT FOR THE YEAR 2021 OF THE CIGNA DENTAL HEALTH OF OHIO INC

SCHEDULE Y

PART 1A - DETAIL OF INSURANCE HOLDING COMPANY SYSTEM

1	2	3	4	5	6	7	8	9	10	11	12	13	14	15	16
Group Code	Group Name	NAIC Company Code	ID Number	Federal RSSD	CIK	Name of Securities Exchange if Publicly Traded (U.S. or International)	Names of Parent, Subsidiaries Or Affiliates	Domiciliary Location	Relationship to Reporting Entity	Directly Controlled by (Name of Entity/Person)	Type of Control (Ownership, Board, Management, Attorney-in-Fact, Influence, Other)	If Control is Ownership Provide Percentage	Ultimate Controlling Entity(ies)/Person(s)	Is an SCA Filing Required? (Yes/No)	*
.0901	Cigna Group	.00000	86-1942593				CARING St. Matthew's Investor LLC	DE	NIA	Cigna Affiliates Realty Investment Group, LLC	Ownership	100.000	Cigna Corporation	NO	
.0901	Cigna Group	.00000	38-4085763				CARING Westcore Holding Investor LLC	DE	NIA	Cigna Affiliates Realty Investment Group, LLC	Ownership	100.000	Cigna Corporation	NO	
.0901	Cigna Group	.00000	87-3646420				CARING Westcore Holding II Investor LLC	DE	NIA	Cigna Affiliates Realty Investment Group, LLC	Ownership	100.000	Cigna Corporation	NO	
.0901	Cigna Group	.00000	83-3923178				CARING XR International Investor LLC	DE	NIA	Cigna Affiliates Realty Investment Group, LLC	Ownership	100.000	Cigna Corporation	NO	
.0901	Cigna Group	.00000	83-4317078				CARING XR 2 International Investor LLC	DE	NIA	Cigna Affiliates Realty Investment Group, LLC	Ownership	100.000	Cigna Corporation	NO	
.0901	Cigna Group	.00000	84-1843578				CGGL XR 2 International JV LLC	DE	NIA	CARING XR 2 International Investor LLC	Ownership	90.000	Cigna Corporation	NO	
.0901	Cigna Group	.00000	84-1843578				CGGL XR 2 International Mezz LLC	DE	NIA	CARING XR 2 International Investor LLC	Ownership	90.000	Cigna Corporation	NO	
.0901	Cigna Group	.00000	45-2604992				CCN MO, LLC	NY	NIA	eviCore healthcare MSI, LLC	Ownership	100.000	Cigna Corporation	NO	
.0901	Cigna Group	.00000	33-1039759				CCN-WNY IPA, LLC	NY	NIA	eviCore healthcare MSI, LLC	Ownership	100.000	Cigna Corporation	NO	
.0901	Cigna Group	.00000	34-1970892				Ceres Sales of Ohio, LLC	OH	NIA	Cigna Health and Life Insurance Company	Ownership	100.000	Cigna Corporation	NO	
.0901	Cigna Group	.00000	06-1332403				CG Individual Tax Benefit Payments, Inc.	DE	NIA	Connecticut General Corporation	Ownership	100.000	Cigna Corporation	NO	
.0901	Cigna Group	.00000	06-1332405				CG Life Pension Benefits Payments, Inc.	DE	NIA	Connecticut General Corporation	Ownership	100.000	Cigna Corporation	NO	
.0901	Cigna Group	.00000	06-1332401				CG LINA Pension Benefits Payments, Inc.	DE	NIA	Connecticut General Corporation	Ownership	100.000	Cigna Corporation	NO	
.0901	Cigna Group	.00000	84-2083351				CG-AQ 477 South Market Street LLC	DE	NIA	CARING Firestone Investor LLC	Ownership	85.000	Cigna Corporation	NO	
.0901	Cigna Group	.00000	84-4773972				CG-LEDO IBP Venture LLC	DE	NIA	CARING IBP Investor LLC	Ownership	90.000	Cigna Corporation	NO	
.0901	Cigna Group	.00000	84-4747045				CG-LEDO IBP I LLC	DE	NIA	CARING IBP Investor LLC	Ownership	90.000	Cigna Corporation	NO	
.0901	Cigna Group	.00000	84-4755025				CG-LEDO IBP II LLC	DE	NIA	CARING IBP Investor LLC	Ownership	90.000	Cigna Corporation	NO	
.0901	Cigna Group	.00000	83-2993316				CG-Muller 550 Winchester, LLC	DE	NIA	CARING Century Plaza Investor LLC	Ownership	90.000	Cigna Corporation	NO	
.0901	Cigna Group	.00000	45-5499889				CG Seventh Street, LLC	DE	NIA	Cigna Affiliates Realty Investment Group, LLC	Ownership	87.500	Cigna Corporation	NO	
.0901	Cigna Group	.00000	85-0734624				CG/Wood Alta Duraleigh, LLC	DE	NIA	CARING Duraleigh Investor LLC	Ownership	90.000	Cigna Corporation	NO	
.0901	Cigna Group	.00000	85-0655107				CG/Wood Alta Duraleigh Owner, LLC	DE	NIA	CARING Duraleigh Investor LLC	Ownership	90.000	Cigna Corporation	NO	
.0901	Cigna Group	.00000	87-2928401				CG/Wood Alta Duraleigh Townhome, LLC	DE	NIA	CARING Duraleigh Investor LLC	Ownership	90.000	Cigna Corporation	NO	
.0901	Cigna Group	.00000	82-1280312				CG/Wood Alta 601, LLC	DE	NIA	Cigna Affiliates Realty Investment Group, LLC	Ownership	90.000	Cigna Corporation	NO	
.0901	Cigna Group	.00000	85-2233381				CG/Wood Alta Leander Station, LLC	DE	NIA	CARING Alta Leander Investor LLC	Ownership	90.000	Cigna Corporation	NO	
.0901	Cigna Group	.00000	81-3313562				CGGL City Parkway LLC	DE	NIA	CGGL Orange Collection LLC	Ownership	90.000	Cigna Corporation	NO	
.0901	Cigna Group	.00000	61-1797835				CGGL Orange Collection LLC	DE	NIA	Cigna Affiliates Realty Investment Group, LLC	Ownership	90.000	Cigna Corporation	NO	
.0901	Cigna Group	.00000	00-0000000				CGGL Orange Collection Mezz LLC	DE	NIA	CARING Orange Collection Investor LLC	Ownership	100.000	Cigna Corporation	NO	
.0901	Cigna Group	.00000	84-1921719				CGGL XR International LLC	DE	NIA	CARING XR International Investor LLC	Ownership	90.000	Cigna Corporation	NO	
.0901	Cigna Group	.00000	84-1843578				CGGL XR 2 International LLC	DE	NIA	CARING XR 2 International Investor LLC	Ownership	90.000	Cigna Corporation	NO	
.0901	Cigna Group	.00000	00-0000000				CGO Participatos LTDA	BRA	NIA	Cigna Global Holdings, Inc.	Ownership	99.780	Cigna Corporation	NO	
.0901	Cigna Group	.00000	59-3466707				Chiro Alliance Corporation	FL	NIA	eviCore healthcare MSI, LLC	Ownership	100.000	Cigna Corporation	NO	
.0901	Cigna Group	.00000	81-3389374				CIG-LEI Ygnacio Associates LLC	DE	NIA	Cigna Affiliates Realty Investment Group, LLC	Ownership	90.000	Cigna Corporation	NO	
.0901	Cigna Group	.00000	86-2964997				C1-GS Elan Everett Phase I, LLC	DE	NIA	CARING Elan I Investor, LLC	Ownership	90.000	Cigna Corporation	NO	
.0901	Cigna Group	.00000	86-3726159				C1-GS Elan Everett Phase II, LLC	DE	NIA	CARING Elan II Investor, LLC	Ownership	39.000	Cigna Corporation	NO	
.0901	Cigna Group	.00000	82-4774243				C1-GS Portland, LLC	DE	NIA	CARING 18th & Salmon Investor LLC	Ownership	86.200	Cigna Corporation	NO	
.0901	Cigna Group	.00000	82-1612980				C1-GS Hillcrest LLC	DE	NIA	CARING Hillcrest Investor LLC	Ownership	90.000	Cigna Corporation	NO	
.0901	Cigna Group	.00000	00-0000000				Cigna & CMB Asset Management Company Limited	CHN	NIA	Cigna & CMB Life Insurance Company Limited	Ownership	87.350	Cigna Corporation	NO	
.0901	Cigna Group	.00000	00-0000000				Cigna & CMB Health Services Company, Ltd.	CHN	NIA	Cigna & CMB Life Insurance Company Limited	Ownership	100.000	Cigna Corporation	NO	
.0901	Cigna Group	.00000	00-0000000				Cigna & CMB Life Insurance Company Limited	CHN	IA	Cigna Health and Life Insurance Company	Ownership	50.000	Cigna Corporation	NO	
.0901	Cigna Group	.00000	00-0000000				CIGNA 2000 UK Pension LTD	GBR	NIA	Cigna European Services (UK) Limited	Ownership	100.000	Cigna Corporation	NO	
.0901	Cigna Group	.00000	27-5402196				Cigna Affiliates Realty Investment Group, LLC	DE	NIA	Connecticut General Life Insurance Company	Ownership	100.000	Cigna Corporation	NO	
.0901	Cigna Group	.00000	00-0000000				Cigna Alder Holdings, LLC	DE	NIA	Cigna Apac Holdings, Ltd.	Ownership	100.000	Cigna Corporation	NO	

41.2

ANNUAL STATEMENT FOR THE YEAR 2021 OF THE CIGNA DENTAL HEALTH OF OHIO INC

**SCHEDULE Y**

**PART 1A - DETAIL OF INSURANCE HOLDING COMPANY SYSTEM**

1	2	3	4	5	6	7	8	9	10	11	12	13	14	15	16
Group Code	Group Name	NAIC Company Code	ID Number	Federal RSSD	CIK	Name of Securities Exchange if Publicly Traded (U.S. or International)	Names of Parent, Subsidiaries Or Affiliates	Domiciliary Location	Relationship to Reporting Entity	Directly Controlled by (Name of Entity/Person)	Type of Control (Ownership, Board, Management, Attorney-in-Fact, Influence, Other)	If Control is Ownership Provide Percentage	Ultimate Controlling Entity(ies)/Person(s)	Is an SCA Filing Required? (Yes/No)	*
.0901	Cigna Group	.00000	00-000000				Cigna Apac Holdings, Ltd.	.BMU	NIA	Cigna Palmetto Holdings, Ltd.	Ownership	100.000	Cigna Corporation	.NO	
.0901	Cigna Group	.13733	03-0452349				Cigna Arbor Life Insurance Company	.CT	IA	Connecticut General Corporation	Ownership	100.000	Cigna Corporation	.NO	
.0901	Cigna Group	.00000	98-1181787				Cigna Beechwood Holdings	.BEL	NIA	Cigna Elmwood Holdings, SPRL	Ownership	51.000	Cigna Corporation	.NO	
.0901	Cigna Group	.00000	00-000000				Cigna Bellevue Alpha LLC	.DE	NIA	Cigna Holdings Overseas, Inc.	Ownership	100.000	Cigna Corporation	.NO	
.0901	Cigna Group	.00000	02-0515554				Cigna Benefit Technology Solutions, Inc.	.DE	NIA	Cigna Health Corporation	Ownership	100.000	Cigna Corporation	.NO	
.0901	Cigna Group	.00000	01-0947889		0001489070		Cigna Benefits Financing, Inc.	.DE	NIA	Cigna Investments, Inc.	Ownership	100.000	Cigna Corporation	.NO	
.0901	Cigna Group	.00000	00-000000				Cigna Brokerage & Marketing (Thailand) Limited	.THA	NIA	RHP Thailand Limited	Ownership	53.250	Cigna Corporation	.NO	
.0901	Cigna Group	.00000	00-000000				Cigna Cedar Holdings, Ltd.	.MLT	NIA	Cigna Apac Holdings, Ltd.	Ownership	100.000	Cigna Corporation	.NO	
.0901	Cigna Group	.00000	98-1137759				Cigna Chestnut Holdings, Ltd.	.GBR	NIA	Cigna Walnut Holdings, Ltd.	Ownership	100.000	Cigna Corporation	.NO	
.0901	Cigna Group	.00000	27-3396038				Cigna Corporate Services, LLC	.DE	NIA	Cigna Health and Life Insurance Company	Ownership	100.000	Cigna Corporation	.NO	
.0901	Cigna Group	.00000	82-4991898		1739940	US	Cigna Corporation (A Delaware corporation and ultimate parent company)	.DE	UIP	Publicly Traded	Ownership	100.000	Publicly Traded	.NO	
.0901	Cigna Group	.00000	00-000000				Cigna Data Services (Shanghai) Company Limited	.CHN	NIA	Cigna Hong Kong Holdings Company Limited	Ownership	100.000	Cigna Corporation	.NO	
.0901	Cigna Group	.00000	59-2600475				Cigna Dental Health Of California, Inc.	.CA	NIA	Cigna Dental Health, Inc.	Ownership	100.000	Cigna Corporation	.NO	
.0901	Cigna Group	.11175	59-2675861				Cigna Dental Health Of Colorado, Inc.	.CO	IA	Cigna Dental Health, Inc.	Ownership	100.000	Cigna Corporation	.NO	
.0901	Cigna Group	.95380	59-2676987				Cigna Dental Health Of Delaware, Inc.	.DE	IA	Cigna Dental Health, Inc.	Ownership	100.000	Cigna Corporation	.NO	
.0901	Cigna Group	.52021	59-1611217				Cigna Dental Health Of Florida, Inc.	.FL	IA	Cigna Dental Health, Inc.	Ownership	100.000	Cigna Corporation	.NO	
.0901	Cigna Group	.00000	06-1351097				Cigna Dental Health of Illinois, Inc.	.IL	NIA	Cigna Dental Health, Inc.	Ownership	100.000	Cigna Corporation	.NO	
.0901	Cigna Group	.52024	59-2625350				Cigna Dental Health Of Kansas, Inc.	.KS	IA	Cigna Dental Health, Inc.	Ownership	100.000	Cigna Corporation	.NO	
.0901	Cigna Group	.52108	59-2619589				Cigna Dental Health Of Kentucky, Inc.	.KY	IA	Cigna Dental Health, Inc.	Ownership	100.000	Cigna Corporation	.NO	
.0901	Cigna Group	.48119	20-2844020				Cigna Dental Health Of Maryland, Inc.	.MD	IA	Cigna Dental Health, Inc.	Ownership	100.000	Cigna Corporation	.NO	
.0901	Cigna Group	.11160	06-1582068				Cigna Dental Health Of Missouri, Inc.	.MO	IA	Cigna Dental Health, Inc.	Ownership	100.000	Cigna Corporation	.NO	
.0901	Cigna Group	.11167	59-2308062				Cigna Dental Health Of New Jersey, Inc.	.NJ	IA	Cigna Dental Health, Inc.	Ownership	100.000	Cigna Corporation	.NO	
.0901	Cigna Group	.95179	56-1803464				Cigna Dental Health Of North Carolina, Inc.	.NC	IA	Cigna Dental Health, Inc.	Ownership	100.000	Cigna Corporation	.NO	
.0901	Cigna Group	.47805	59-2579774				Cigna Dental Health Of Ohio, Inc.	.OH	IA	Cigna Dental Health, Inc.	Ownership	100.000	Cigna Corporation	.NO	
.0901	Cigna Group	.47041	52-1220578				Cigna Dental Health Of Pennsylvania, Inc.	.PA	IA	Cigna Dental Health, Inc.	Ownership	100.000	Cigna Corporation	.NO	
.0901	Cigna Group	.95037	59-2676977				Cigna Dental Health Of Texas, Inc.	.TX	IA	Cigna Dental Health, Inc.	Ownership	100.000	Cigna Corporation	.NO	
.0901	Cigna Group	.52617	52-2188914				Cigna Dental Health Of Virginia, Inc.	.VA	IA	Cigna Dental Health, Inc.	Ownership	100.000	Cigna Corporation	.NO	
.0901	Cigna Group	.47013	86-0807222				Cigna Dental Health Plan Of Arizona, Inc.	.AZ	IA	Cigna Dental Health, Inc.	Ownership	100.000	Cigna Corporation	.NO	
.0901	Cigna Group	.00000	59-2308055				Cigna Dental Health, Inc.	.FL	UDP	Connecticut General Corporation	Ownership	100.000	Cigna Corporation	.NO	
.0901	Cigna Group	.00000	58-1136865				Cigna Direct Marketing Company, Inc.	.DE	NIA	Connecticut General Corporation	Ownership	100.000	Cigna Corporation	.NO	
.0901	Cigna Group	.00000	98-1155943				Cigna Elmwood Holdings, SPRL	.BEL	NIA	Cigna Myrtle Holdings, Ltd.	Ownership	100.000	Cigna Corporation	.NO	
.0901	Cigna Group	.00000	00-000000				Cigna Europe Insurance Company S.A.-N.V.	.BEL	IA	Cigna Beechwood Holdings	Ownership	99.999	Cigna Corporation	.NO	
.0901	Cigna Group	.00000	00-000000				Cigna European Services (UK) Limited	.GBR	NIA	Cigna Elmwood Holdings, SPRL	Ownership	100.000	Cigna Corporation	.NO	
.0901	Cigna Group	.00000	62-1724116				Cigna Federal Benefits, Inc.	.DE	NIA	Connecticut General Corporation	Ownership	100.000	Cigna Corporation	.NO	
.0901	Cigna Group	.00000	51-0389196				Cigna Global Holdings, Inc.	.DE	NIA	Cigna Holdings, Inc.	Ownership	100.000	Cigna Corporation	.NO	
.0901	Cigna Group	.00000	68-0676638				Cigna Global Insurance Company Limited	.GGY	IA	Cigna Holdings Overseas, Inc.	Ownership	99.990	Cigna Corporation	.NO	
.0901	Cigna Group	.00000	98-0210110				Cigna Global Reinsurance Company, Ltd.	.BMU	IA	Cigna Global Holdings, Inc.	Ownership	100.000	Cigna Corporation	.NO	
.0901	Cigna Group	.00000	00-000000				Cigna Global Wellbeing Holdings Limited	.GBR	NIA	Connecticut General Corporation	Ownership	70.000	Cigna Corporation	.NO	
.0901	Cigna Group	.00000	00-000000				Cigna Global Wellbeing Solutions Limited	.GBR	NIA	Cigna Global Wellbeing Holdings Limited	Ownership	100.000	Cigna Corporation	.NO	
.0901	Cigna Group	.67369	59-1031071				Cigna Health and Life Insurance Company	.CT	IA	Connecticut General Life Insurance Company	Ownership	100.000	Cigna Corporation	.NO	
.0901	Cigna Group	.00000	62-1312478				Cigna Health Corporation	.DE	NIA	Connecticut General Corporation	Ownership	100.000	Cigna Corporation	.NO	
.0901	Cigna Group	.00000	23-1728483				Cigna Health Management, Inc.	.DE	NIA	Connecticut General Corporation	Ownership	100.000	Cigna Corporation	.NO	
.0901	Cigna Group	.00000	00-000000				Cigna Health Solution India Pvt. Ltd.	.IND	NIA	Cigna Holdings Overseas, Inc.	Ownership	99.900	Cigna Corporation	.NO	
.0901	Cigna Group	.00000	23-2741293				Cigna Healthcare Benefits, Inc.	.DE	NIA	Connecticut General Corporation	Ownership	100.000	Cigna Corporation	.NO	
.0901	Cigna Group	.00000	84-0985843				Cigna Healthcare Holdings, Inc.	.CO	NIA	Connecticut General Corporation	Ownership	100.000	Cigna Corporation	.NO	
.0901	Cigna Group	.95599	52-1404350				Cigna HealthCare Mid-Atlantic, Inc.	.MD	NIA	Healthsource, Inc.	Ownership	100.000	Cigna Corporation	.NO	
.0901	Cigna Group	.95125	86-0334392				Cigna HealthCare of Arizona, Inc.	.AZ	IA	Healthsource, Inc.	Ownership	100.000	Cigna Corporation	.NO	
.0901	Cigna Group	.00000	95-3310115				Cigna HealthCare of California, Inc.	.CA	NIA	Healthsource, Inc.	Ownership	100.000	Cigna Corporation	.NO	
.0901	Cigna Group	.95604	84-1004500				Cigna HealthCare of Colorado, Inc.	.CO	IA	Healthsource, Inc.	Ownership	100.000	Cigna Corporation	.NO	
.0901	Cigna Group	.95660	06-1141174				Cigna HealthCare of Connecticut, Inc.	.CT	IA	Healthsource, Inc.	Ownership	100.000	Cigna Corporation	.NO	

ANNUAL STATEMENT FOR THE YEAR 2021 OF THE CIGNA DENTAL HEALTH OF OHIO INC

**SCHEDULE Y**

**PART 1A - DETAIL OF INSURANCE HOLDING COMPANY SYSTEM**

1	2	3	4	5	6	7	8	9	10	11	12	13	14	15	16
Group Code	Group Name	NAIC Company Code	ID Number	Federal RSSD	CIK	Name of Securities Exchange if Publicly Traded (U.S. or International)	Names of Parent, Subsidiaries Or Affiliates	Domiciliary Location	Relationship to Reporting Entity	Directly Controlled by (Name of Entity/Person)	Type of Control (Ownership, Board, Management, Attorney-in-Fact, Influence, Other)	If Control is Ownership Provide Percentage	Ultimate Controlling Entity(ies)/Person(s)	Is an SCA Filing Required? (Yes/No)	*
.0901	Cigna Group	95136	59-2089259				Cigna HealthCare of Florida, Inc.	FL	IA	Healthsource, Inc.	Ownership	100.000	Cigna Corporation	NO	
.0901	Cigna Group	96229	58-1641057				Cigna HealthCare of Georgia, Inc.	GA	IA	Healthsource, Inc.	Ownership	100.000	Cigna Corporation	NO	
.0901	Cigna Group	95602	36-3385638				Cigna HealthCare of Illinois, Inc.	IL	IA	Healthsource, Inc.	Ownership	100.000	Cigna Corporation	NO	
.0901	Cigna Group	95525	35-1679172				Cigna HealthCare of Indiana, Inc.	IN	IA	Healthsource, Inc.	Ownership	100.000	Cigna Corporation	NO	
.0901	Cigna Group	95477	01-0418220				Cigna HealthCare of Maine, Inc.	ME	NIA	Healthsource, Inc.	Ownership	100.000	Cigna Corporation	NO	
.0901	Cigna Group	95220	02-0402111				Cigna HealthCare of Massachusetts, Inc.	MA	NIA	Healthsource, Inc.	Ownership	100.000	Cigna Corporation	NO	
.0901	Cigna Group	95493	02-0387749				Cigna HealthCare of New Hampshire, Inc.	NH	IA	Healthsource, Inc.	Ownership	100.000	Cigna Corporation	NO	
.0901	Cigna Group	95500	22-2720890				Cigna HealthCare of New Jersey, Inc.	NJ	IA	Healthsource, Inc.	Ownership	100.000	Cigna Corporation	NO	
.0901	Cigna Group	95132	56-1479515				Cigna HealthCare of North Carolina, Inc.	NC	IA	Healthsource, Inc.	Ownership	100.000	Cigna Corporation	NO	
.0901	Cigna Group	95121	23-2301807				Cigna HealthCare of Pennsylvania, Inc.	PA	NIA	Healthsource, Inc.	Ownership	100.000	Cigna Corporation	NO	
.0901	Cigna Group	95708	06-1185590				Cigna HealthCare of South Carolina, Inc.	SC	IA	Healthsource, Inc.	Ownership	100.000	Cigna Corporation	NO	
.0901	Cigna Group	95635	36-3359925				Cigna HealthCare of St. Louis, Inc.	MO	IA	Healthsource, Inc.	Ownership	100.000	Cigna Corporation	NO	
.0901	Cigna Group	95606	62-1218053				Cigna HealthCare of Tennessee, Inc.	TN	IA	Healthsource, Inc.	Ownership	100.000	Cigna Corporation	NO	
.0901	Cigna Group	95383	74-2767437				Cigna HealthCare of Texas, Inc.	TX	IA	Healthsource, Inc.	Ownership	100.000	Cigna Corporation	NO	
.0901	Cigna Group	95518	62-1230908				Cigna HealthCare of Utah, Inc.	UT	NIA	Healthsource, Inc.	Ownership	100.000	Cigna Corporation	NO	
.0901	Cigna Group	.00000	02-0495422				Cigna Healthcare, Inc.	VT	NIA	Cigna Healthcare Holdings, Inc.	Ownership	100.000	Cigna Corporation	NO	
.0901	Cigna Group	.00000	00-0000000				Cigna HLA Technology Services Company Limited	HKG	NIA	Cigna Hong Kong Holdings Company Limited	Ownership	100.000	Cigna Corporation	NO	
.0901	Cigna Group	.00000	06-1059331				Cigna Holding Company	DE	UIP	Cigna Corporation	Ownership	100.000	Cigna Corporation	NO	
.0901	Cigna Group	.00000	23-3009279				Cigna Holdings Overseas, Inc.	DE	NIA	Cigna Global Reinsurance Company, Ltd.	Ownership	100.000	Cigna Corporation	NO	
.0901	Cigna Group	.00000	06-1072796				Cigna Holdings, Inc.	DE	UIP	Cigna Holding Company	Ownership	100.000	Cigna Corporation	NO	
.0901	Cigna Group	.00000	00-0000000				Cigna Hong Kong Holdings Company Limited	HKG	NIA	Cigna Chestnut Holdings, Ltd.	Ownership	100.000	Cigna Corporation	NO	
.0901	Cigna Group	.00000	27-1903785				Cigna Insurance Agency, LLC	CT	NIA	Cigna Health and Life Insurance Company	Ownership	100.000	Cigna Corporation	NO	
.0901	Cigna Group	.00000	00-0000000				Cigna Insurance Management Services (DIFC), Ltd.	ARE	NIA	Cigna Apac Holdings, Ltd.	Ownership	100.000	Cigna Corporation	NO	
.0901	Cigna Group	.00000	00-0000000				Cigna Insurance Middle East S.A.L.	LBN	IA	Cigna Cedar Holdings, Ltd.	Ownership	100.000	Cigna Corporation	NO	
.0901	Cigna Group	.00000	00-0000000				Cigna Insurance Public Company Limited	THA	IA	KDM Thailand Limited	Ownership	75.000	Cigna Corporation	NO	
.0901	Cigna Group	.00000	00-0000000				Cigna Insurance Services (Europe) Limited	GBR	NIA	Cigna Willow Holdings, LTD.	Ownership	100.000	Cigna Corporation	NO	
.0901	Cigna Group	.00000	23-2924152				Cigna Integratedcare, Inc.	DE	NIA	Connecticut General Corporation	Ownership	100.000	Cigna Corporation	NO	
.0901	Cigna Group	.00000	51-0402128				Cigna Intellectual Property, Inc.	DE	NIA	Cigna Holdings, Inc.	Ownership	100.000	Cigna Corporation	NO	
.0901	Cigna Group	.00000	51-0111677				Cigna International Corporation, Inc.	DE	NIA	Cigna Global Holdings, Inc.	Ownership	100.000	Cigna Corporation	NO	
.0901	Cigna Group	.00000	52-0291385				Cigna International Finance, Inc.	DE	NIA	Cigna Investment Group, Inc.	Ownership	100.000	Cigna Corporation	NO	
.0901	Cigna Group	.00000	00-0000000				Cigna International Health Services Kenya Limited	KEN	NIA	Cigna International Health Services, BVBA	Ownership	100.000	Cigna Corporation	NO	
.0901	Cigna Group	.00000	00-0000000				Cigna International Health Services Sdn. Bhd.	MYS	NIA	Cigna Hong Kong Holdings Company Limited	Ownership	100.000	Cigna Corporation	NO	
.0901	Cigna Group	.00000	00-0000000				Cigna International Health Services, BVBA	BEL	NIA	Cigna Elmwood Holdings, Ltd.	Ownership	51.000	Cigna Corporation	NO	
.0901	Cigna Group	.00000	30-0526216				Cigna International Health Services, LLC	FL	NIA	Cigna International Health Services, BVBA	Ownership	100.000	Cigna Corporation	NO	
.0901	Cigna Group	.00000	00-0000000				Cigna International Marketing (Thailand) Limited	THA	NIA	Cigna Global Holdings, Inc.	Ownership	99.900	Cigna Corporation	NO	
.0901	Cigna Group	.00000	00-0000000				Cigna International Services Australia Pty Ltd.	AUS	NIA	Cigna Chestnut Holdings, Ltd.	Ownership	100.000	Cigna Corporation	NO	
.0901	Cigna Group	.00000	23-2610178				Cigna International Services, Inc.	DE	NIA	Cigna Global Holdings, Inc.	Ownership	100.000	Cigna Corporation	NO	
.0901	Cigna Group	.00000	06-1095823				Cigna Investment Group, Inc.	DE	NIA	Cigna Holdings, Inc.	Ownership	100.000	Cigna Corporation	NO	
.0901	Cigna Group	.00000	06-0861092				Cigna Investments, Inc.	DE	NIA	Cigna Investment Group, Inc.	Ownership	100.000	Cigna Corporation	NO	
.0901	Cigna Group	.00000	00-0000000				Cigna Korea Chusik Heosa (A/K/A Cigna Korea Company Limited)	KOR	NIA	Cigna Chestnut Holdings, Ltd.	Ownership	100.000	Cigna Corporation	NO	
.0901	Cigna Group	.00000	98-1146864				Cigna Laurel Holdings, Ltd.	BMU	NIA	Cigna Linden Holdings, Inc.	Ownership	100.000	Cigna Corporation	NO	
.0901	Cigna Group	.00000	00-0000000				Cigna Legal Protection U.K. Ltd.	GBR	NIA	Cigna Willow Holdings, LTD.	Ownership	100.000	Cigna Corporation	NO	
.0901	Cigna Group	.00000	AA-1560515				Cigna Life Insurance Company of Canada	CAN	IA	Cigna Chestnut Holdings, Ltd.	Ownership	100.000	Cigna Corporation	NO	
.0901	Cigna Group	.00000	AA-1240009				Cigna Life Insurance Company of Europe S.A.-N.V.	BEL	IA	Cigna Beechwood Holdings	Ownership	99.993	Cigna Corporation	NO	
.0901	Cigna Group	.00000	00-0000000				Cigna Life Insurance New Zealand Limited	NZL	IA	Cigna New Zealand Holdings Limited	Ownership	100.000	Cigna Corporation	NO	
.0901	Cigna Group	.00000	46-4110289				Cigna Linden Holdings, Inc.	DE	NIA	Cigna Holdings Overseas, Inc.	Ownership	82.000	Cigna Corporation	NO	

41.4

ANNUAL STATEMENT FOR THE YEAR 2021 OF THE CIGNA DENTAL HEALTH OF OHIO INC

SCHEDULE Y

PART 1A - DETAIL OF INSURANCE HOLDING COMPANY SYSTEM

1	2	3	4	5	6	7	8	9	10	11	12	13	14	15	16
Group Code	Group Name	NAIC Company Code	ID Number	Federal RSSD	CIK	Name of Securities Exchange if Publicly Traded (U.S. or International)	Names of Parent, Subsidiaries Or Affiliates	Domiciliary Location	Relationship to Reporting Entity	Directly Controlled by (Name of Entity/Person)	Type of Control (Ownership, Board, Management, Attorney-in-Fact, Influence, Other)	If Control is Ownership Provide Percentage	Ultimate Controlling Entity(ies)/Person(s)	Is an SCA Filing Required? (Yes/No)	*
.0901	Cigna Group	.00000	98-1232512				Cigna Magnolia Holdings, Ltd.	.BMU	.NIA	Cigna Palmetto Holdings, Ltd.	Ownership	100.000	Cigna Corporation	.NO	
.0901	Cigna Group	.00000	23-2741294				Cigna Managed Care Benefits Company	.DE	.NIA	Connecticut General Corporation	Ownership	100.000	Cigna Corporation	.NO	
.0901	Cigna Group	.00000	89-3374500				Cigna Management Company LLC	.DE	.NIA	Cigna Health and Life Insurance Company	Ownership	100.000	Cigna Corporation	.NO	
.0901	Cigna Group	.00000	98-1154657				Cigna Myrtle Holdings, Ltd.	.MLT	.NIA	Cigna Apac Holdings, Ltd.	Ownership	74.560	Cigna Corporation	.NO	
.0901	Cigna Group	.61727	34-0970995				Cigna National Health Insurance Company	.OH	.IA	Cigna Health and Life Insurance Company	Ownership	100.000	Cigna Corporation	.NO	
.0901	Cigna Group	.00000	00-0000000				Cigna Nederland Gamma B.V.	.NLD	.NIA	Cigna Walnut Holdings, Ltd.	Ownership	100.000	Cigna Corporation	.NO	
.0901	Cigna Group	.00000	00-0000000				Cigna New Zealand Holdings Limited	.NZL	.NIA	Cigna Hong Kong Holdings Company Limited	Ownership	100.000	Cigna Corporation	.NO	
.0901	Cigna Group	.00000	00-0000000				Cigna Oak Holdings, Ltd.	.GBR	.NIA	Cigna Elmwood Holdings, SPRL	Ownership	100.000	Cigna Corporation	.NO	
.0901	Cigna Group	.00000	98-1232443				Cigna Palmetto Holdings, Ltd.	.BMU	.NIA	Cigna Laurel Holdings, Ltd.	Ownership	100.000	Cigna Corporation	.NO	
.0901	Cigna Group	.00000	46-4099800				Cigna Poplar Holdings, Inc.	.DE	.NIA	Cigna Holdings Overseas, Inc.	Ownership	100.000	Cigna Corporation	.NO	
.0901	Cigna Group	.00000	06-1071502				Cigna RE Corporation	.DE	.NIA	Connecticut General Corporation	Ownership	100.000	Cigna Corporation	.NO	
.0901	Cigna Group	.00000	06-1567902				Cigna Resource Manager, Inc.	.DE	.NIA	Connecticut General Corporation	Ownership	100.000	Cigna Corporation	.NO	
.0901	Cigna Group	.00000	00-0000000				Cigna Sa?i?k Hayat ve Emeklilik A.?	.TUR	.NIA	Cigna Nederland Gamma, B.V.	Ownership	51.000	Cigna Corporation	.NO	
.0901	Cigna Group	.00000	00-0000000				Cigna Services Middle East FZE	.ARE	.NIA	Cigna Cedar Holdings, Ltd.	Ownership	100.000	Cigna Corporation	.NO	
.0901	Cigna Group	.00000	00-0000000				Cigna Spruce Holdings GmbH	.CHE	.NIA	Cigna Chestnut Holdings, Ltd.	Ownership	100.000	Cigna Corporation	.NO	
.0901	Cigna Group	.00000	00-0000000				Cigna Taiwan Life Assurance Company Limited	.TWN	.IA	Cigna Chestnut Holdings, Ltd.	Ownership	100.000	Cigna Corporation	.NO	
.0901	Cigna Group	.00000	00-0000000				Cigna Teak Holdings, LLC	.DE	.NIA	Cigna Global Holdings, Inc.	Ownership	100.000	Cigna Corporation	.NO	
.0901	Cigna Group	.00000	00-0000000				Cigna Turkey Danismanlik Hizmetleri, A.S (A/K/A Cigna Turkey Consultancy Services, A.S.)	.TUR	.NIA	Cigna Magnolia Holdings, Ltd.	Ownership	100.000	Cigna Corporation	.NO	
.0901	Cigna Group	.00000	83-1069280				Cigna Ventures, LLC	.DE	.NIA	Cigna Health and Life Insurance Company	Ownership	100.000	Cigna Corporation	.NO	
.0901	Cigna Group	.00000	00-0000000				Cigna Walnut Holdings, Ltd.	.GBR	.NIA	Cigna Apac Holdings, Ltd.	Ownership	100.000	Cigna Corporation	.NO	
.0901	Cigna Group	.00000	00-0000000				Cigna Willow Holdings, Ltd.	.GBR	.NIA	Cigna Oak Holdings, Ltd.	Ownership	100.000	Cigna Corporation	.NO	
.0901	Cigna Group	.00000	00-0000000				Cigna Worldwide General Insurance Company Limited	.HKG	.IA	Cigna Hong Kong Holdings Company Limited	Ownership	100.000	Cigna Corporation	.NO	
.0901	Cigna Group	.90859	23-2088429				Cigna Worldwide Insurance Company	.DE	.IA	Cigna Global Reinsurance Company, Ltd.	Ownership	100.000	Cigna Corporation	.NO	
.0901	Cigna Group	.00000	00-0000000				Cigna Worldwide Life Insurance Company Limited	.HKG	.IA	Cigna Hong Kong Holdings Company Limited	Ownership	100.000	Cigna Corporation	.NO	
.0901	Cigna Group	.00000	00-0000000				Claims and Risk Services Limited	.SAU	.IA	NAS Neuron Health Services, L.L.C.	Ownership	50.000	Cigna Corporation	.NO	
.0901	Cigna Group	.00000	00-0000000				Manipa/Cigna Health Insurance Company Limited	.IND	.IA	Cigna Holdings Overseas, Inc.	Ownership	49.000	TTK (non-affiliate)	.NO	
.0901	Cigna Group	.00000	84-1461840				Community Health Network, LLC	.MT	.NIA	Benefit Management Corp.	Ownership	50.000	Cigna Corporation	.NO	
.0901	Cigna Group	.00000	06-1252419				Connecticut General Benefit Payments, Inc.	.DE	.NIA	Connecticut General Corporation	Ownership	100.000	Cigna Corporation	.NO	
.0901	Cigna Group	.00000	06-0840391				Connecticut General Corporation	.CT	.IIP	Cigna Holdings, Inc.	Ownership	100.000	Cigna Corporation	.NO	
.0901	Cigna Group	.62308	06-0303370		0000023419		Connecticut General Life Insurance Company	.CT	.IA	Connecticut General Corporation	Ownership	100.000	Cigna Corporation	.NO	
.0901	Cigna Group	.00000	82-4936006				CPI-CII 9171 Wilshire JV LLC	.DE	.NIA	Cigna Affiliates Realty Investment Group, LLC	Ownership	90.000	Cigna Corporation	.NO	
.0901	Cigna Group	.00000	27-3555688				CR Washington Street Investors LP	.DE	.NIA	Cigna Affiliates Realty Investment Group, LLC	Ownership	33.820	Charles River Washington Street LLC (non-affiliate)	.NO	
.0901	Cigna Group	.00000	36-4369972				CuraScript, Inc.	.DE	.NIA	Express Scripts, Inc.	Ownership	100.000	Cigna Corporation	.NO	
.0901	Cigna Group	.00000	86-1305728				Deco Apartments JV LLC	.DE	.NIA	CARING Deco Investor LLC	Ownership	90.000	Cigna Corporation	.NO	
.0901	Cigna Group	.00000	86-1334095				Deco Apartments Owner LLC	.DE	.NIA	CARING Deco Investor LLC	Ownership	90.000	Cigna Corporation	.NO	
.0901	Cigna Group	.00000	16-1526641				Diversified NY IPA, Inc.	.NY	.NIA	Diversified Pharmaceutical Services, Inc.	Ownership	100.000	Cigna Corporation	.NO	
.0901	Cigna Group	.00000	41-1627938				Diversified Pharmaceutical Services, Inc.	.MN	.NIA	Express Scripts, Inc.	Ownership	100.000	Cigna Corporation	.NO	
.0901	Cigna Group	.00000	27-3542089				Econdisc Contracting Solutions, LLC	.DE	.NIA	Express Scripts Pharmaceutical Procurement LLC (90%)	Ownership	90.000	Cigna Corporation	.NO	
.0901	Cigna Group	.00000	00-0000000				Egyptian Emirates Administration Services SAE	.EGY	.NIA	NAS Neuron Health Services, L.L.C.	Ownership	64.999	Cigna Corporation	.NO	
.0901	Cigna Group	.00000	00-0000000				ESI Canada	.CAN	.NIA	Express Scripts Canada Co. (99.9%); ESI-GP Canada, ULC (0.1%)	Ownership	100.000	Cigna Corporation	.NO	
.0901	Cigna Group	.00000	00-0000000				ESI GP Canada ULC	.CAN	.NIA	Express Scripts Canada Co.	Ownership	100.000	Cigna Corporation	.NO	
.0901	Cigna Group	.00000	43-1925556				ESI GP Holdings, Inc.	.DE	.NIA	Express Scripts, Inc.	Ownership	100.000	Cigna Corporation	.NO	
.0901	Cigna Group	.00000	00-0000000				ESI GP2 Canada ULC	.CAN	.NIA	Express Scripts Canada Co.	Ownership	100.000	Cigna Corporation	.NO	
.0901	Cigna Group	.00000	74-2974964				ESI Mail Order Processing, Inc. (f/k/a NXI)	.DE	.NIA	Express Scripts, Inc.	Ownership	100.000	Cigna Corporation	.NO	

41.5

ANNUAL STATEMENT FOR THE YEAR 2021 OF THE CIGNA DENTAL HEALTH OF OHIO INC

**SCHEDULE Y**

**PART 1A - DETAIL OF INSURANCE HOLDING COMPANY SYSTEM**

1	2	3	4	5	6	7	8	9	10	11	12	13	14	15	16
Group Code	Group Name	NAIC Company Code	ID Number	Federal RSSD	CIK	Name of Securities Exchange if Publicly Traded (U.S. or International)	Names of Parent, Subsidiaries Or Affiliates	Domi-ciliary Location	Relation-ship to Reporting Entity	Directly Controlled by (Name of Entity/Person)	Type of Control (Ownership, Board, Management, Attorney-in-Fact, Influence, Other)	If Control is Ownership Provide Percentage	Ultimate Controlling Entity(ies)/Person(s)	Is an SCA Filing Re-quired? (Yes/No)	*
.0901	Cigna Group	.00000	43-1867735				ESI Mail Pharmacy Service, Inc.	DE	NIA	Express Scripts, Inc.	Ownership	100.000	Cigna Corporation	NO	
.0901	Cigna Group	.00000	43-1925562				ESI Partnership	DE	NIA	Express Scripts, Inc. (82%); ESI-GP	Ownership	100.000	Cigna Corporation	NO	
.0901	Cigna Group	.00000	41-2006555				ESI Resources, Inc.	MIN	NIA	ESI Partnership	Ownership	100.000	Cigna Corporation	NO	
.0901	Cigna Group	.00000	94-3107309				Evernorth Behavioral Health of California, Inc.	CA	NIA	Evernorth Behavioral Health, Inc.	Ownership	100.000	Cigna Corporation	NO	
.0901	Cigna Group	.00000	75-2751090				Evernorth Behavioral Health of Texas, Inc.	TX	NIA	Evernorth Behavioral Health, Inc.	Ownership	100.000	Cigna Corporation	NO	
.0901	Cigna Group	.00000	41-1648670				Evernorth Behavioral Health, Inc.	MIN	NIA	Connecticut General Corporation	Ownership	100.000	Cigna Corporation	NO	
.0901	Cigna Group	.00000	86-1465626				Evernorth Care Solutions, Inc.	DE	NIA	Evernorth Health, Inc.	Ownership	100.000	Cigna Corporation	NO	
.0901	Cigna Group	.00000	32-0222252				Evernorth Direct Health, LLC	DE	NIA	Connecticut General Life Insurance Company	Ownership	100.000	Cigna Corporation	NO	
.0901	Cigna Group	.00000	85-2732455				Evernorth Enterprise Services, Inc.	DE	NIA	Cigna Corporation	Ownership	100.000	Cigna Corporation	NO	
.0901	Cigna Group	.00000	85-2759151				Evernorth Sales Operations, Inc.	DE	NIA	Evernorth Health, Inc.	Ownership	100.000	Cigna Corporation	NO	
.0901	Cigna Group	.00000	85-2717903				Evernorth Strategic Development, Inc.	DE	NIA	Cigna Corporation	Ownership	100.000	Cigna Corporation	NO	
.0901	Cigna Group	.00000	46-4676347				eviCore 1, LLC	DE	NIA	Evernorth Health, Inc.	Ownership	100.000	Cigna Corporation	NO	
.0901	Cigna Group	.00000	62-1615395				eviCore healthcare MSI, LLC	TN	NIA	MedSolutions Holdings, Inc.	Ownership	100.000	Cigna Corporation	NO	
.0901	Cigna Group	.13918	27-3175443				Express Reinsurance Company	MO	IA	Express Scripts, Inc.	Ownership	100.000	Cigna Corporation	NO	
.0901	Cigna Group	.00000	41-2063830				Express Scripts Administrators LLC	DE	NIA	Medco Health Solutions, Inc.	Ownership	100.000	Cigna Corporation	NO	
.0901	Cigna Group	.00000	00-0000000				Express Scripts Canada Co.	CAN	NIA	Express Scripts Canada Holding Co.	Ownership	100.000	Cigna Corporation	NO	
.0901	Cigna Group	.00000	43-1942542				Express Scripts Canada Holding Co.	DE	NIA	Express Scripts, Inc.	Ownership	100.000	Cigna Corporation	NO	
.0901	Cigna Group	.00000	27-1490640				Express Scripts Canada Holding, LLC	DE	NIA	Express Scripts Canada Holding Co.	Ownership	100.000	Cigna Corporation	NO	
.0901	Cigna Group	.00000	00-0000000				Express Scripts Canada Services	CAN	NIA	Express Scripts Canada Co. (99.9%); ESI-GP2 Canada, ULC (0.1%)	Ownership	100.000	Cigna Corporation	NO	
.0901	Cigna Group	.00000	00-0000000				Express Scripts Canada Wholesale	CAN	NIA	Express Scripts Canada Co. (99.9%); ESI-GP2 Canada, ULC (0.1%)	Ownership	100.000	Cigna Corporation	NO	
.0901	Cigna Group	.00000	84-5003423				Express Scripts Health Information Network Partners, Inc.	DE	NIA	Express Scripts, Inc.	Ownership	100.000	Cigna Corporation	NO	
.0901	Cigna Group	.00000	45-2884094				Evernorth Health, Inc.	DE	NIA	Cigna Corporation	Ownership	100.000	Cigna Corporation	NO	
.0901	Cigna Group	.00000	20-5826948				Express Scripts Pharmaceutical Procurement, LLC	DE	NIA	ESI Mail Pharmacy Service, Inc. (50%); Express Scripts, Inc. (50%)	Ownership	100.000	Cigna Corporation	NO	
.0901	Cigna Group	.00000	00-0000000				Express Scripts Pharmacy Atlantic, Ltd.	CAN	NIA	Express Scripts Canada Services	Ownership	100.000	Cigna Corporation	NO	
.0901	Cigna Group	.00000	00-0000000				Express Scripts Pharmacy Central, Ltd.	CAN	NIA	Express Scripts Canada Services	Ownership	100.000	Cigna Corporation	NO	
.0901	Cigna Group	.00000	00-0000000				Express Scripts Pharmacy Ontario, Ltd.	CAN	NIA	Express Scripts Canada Services	Ownership	100.000	Cigna Corporation	NO	
.0901	Cigna Group	.00000	00-0000000				Express Scripts Pharmacy West, Ltd.	CAN	NIA	Express Scripts Canada Services	Ownership	100.000	Cigna Corporation	NO	
.0901	Cigna Group	.00000	30-0789911				Express Scripts Pharmacy, Inc.	DE	NIA	Medco Health Services, Inc.	Ownership	100.000	Cigna Corporation	NO	
.0901	Cigna Group	.00000	22-3114423				Express Scripts Sales Operations, Inc.	NJ	NIA	ESI Mail Pharmacy Service, Inc.	Ownership	100.000	Cigna Corporation	NO	
.0901	Cigna Group	.00000	20-3126104				Express Scripts Senior Care Holdings, Inc.	DE	NIA	Express Scripts, Inc.	Ownership	100.000	Cigna Corporation	NO	
.0901	Cigna Group	.00000	20-3126075				Express Scripts Senior Care, Inc.	DE	NIA	Express Scripts Senior Care Holdings, Inc.	Ownership	100.000	Cigna Corporation	NO	
.0901	Cigna Group	.00000	43-1832983				Express Scripts Services Co.	DE	NIA	Express Scripts, Inc.	Ownership	100.000	Cigna Corporation	NO	
.0901	Cigna Group	.00000	43-1869712				Express Scripts Specialty Distribution Services, Inc.	DE	NIA	Express Scripts, Inc.	Ownership	100.000	Cigna Corporation	NO	
.0901	Cigna Group	.00000	22-2230703				Express Scripts Strategic Development, Inc.	NJ	NIA	Express Scripts, Inc.	Ownership	100.000	Cigna Corporation	NO	
.0901	Cigna Group	.00000	43-1869714				Express Scripts Utilization Management Company	DE	NIA	Express Scripts, Inc.	Ownership	100.000	Cigna Corporation	NO	
.0901	Cigna Group	.00000	43-1420563				Express Scripts, Inc.	DE	NIA	Evernorth Health, Inc.	Ownership	100.000	Cigna Corporation	NO	
.0901	Cigna Group	.00000	00-0000000				FirstAssist Administration Limited	GBR	NIA	Cigna Willow Holdings, LTD.	Ownership	100.000	Cigna Corporation	NO	
.0901	Cigna Group	.00000	23-1914061				Former Cigna Investments, Inc.	DE	NIA	Cigna Investment Group, Inc.	Ownership	100.000	Cigna Corporation	NO	
.0901	Cigna Group	.00000	02-0523249				Freco, Inc.	FL	NIA	Priority Healthcare Corporation	Ownership	100.000	Cigna Corporation	NO	
.0901	Cigna Group	.00000	20-3229217				Freedom Service Company, LLC	FL	NIA	Lynnfield Drug, Inc.	Ownership	100.000	Cigna Corporation	NO	
.0901	Cigna Group	.00000	00-0000000				Gillette Ridge Community Council, Inc.	CT	NIA	Connecticut General Life Insurance Company	Ownership	100.000	Cigna Corporation	NO	
.0901	Cigna Group	.00000	20-3700105				Gillette Ridge Golf, LLC	DE	NIA	Connecticut General Life Insurance Company	Ownership	100.000	Cigna Corporation	NO	

ANNUAL STATEMENT FOR THE YEAR 2021 OF THE CIGNA DENTAL HEALTH OF OHIO INC

SCHEDULE Y

PART 1A - DETAIL OF INSURANCE HOLDING COMPANY SYSTEM

1	2	3	4	5	6	7	8	9	10	11	12	13	14	15	16
Group Code	Group Name	NAIC Company Code	ID Number	Federal RSSD	CIK	Name of Securities Exchange if Publicly Traded (U.S. or International)	Names of Parent, Subsidiaries Or Affiliates	Domiciliary Location	Relationship to Reporting Entity	Directly Controlled by (Name of Entity/Person)	Type of Control (Ownership, Board, Management, Attorney-in-Fact, Influence, Other)	If Control is Ownership Provide Percentage	Ultimate Controlling Entity(ies)/Person(s)	Is an SCA Filing Required? (Yes/No)	*
.0901	Cigna Group	95388	93-1174749				Great-West Healthcare of Illinois, Inc.	IL	NIA	Cigna Healthcare Holdings, Inc.	Ownership	100.000	Cigna Corporation	.NO.	
.0901	Cigna Group	.00000	00-0000000				GRG Acquisitions LLC	DE	NIA	Connecticut General Life Insurance Company	Ownership	100.000	Cigna Corporation	.NO.	
.0901	Cigna Group	.00000	00-0000000				Grown Ups New Zealand Limited	NZL	NIA	Cigna Life Insurance New Zealand Limited	Ownership	100.000	Cigna Corporation	.NO.	
.0901	Cigna Group	.00000	76-0657035				GulfQuest, LP	TX	NIA	HouQuest, LLC	Ownership	99.000	Cigna Corporation	.NO.	
.0901	Cigna Group	.00000	87-3650143				Hartford Community Lender Holding LLC	DE	NIA	Cigna Health and Life Insurance Company	Ownership	100.000	Cigna Corporation	.NO.	
.0901	Cigna Group	.00000	87-3686301				Hartford Community Lender I LLC	DE	NIA	Hartford Community Lender Holding LLC	Ownership	100.000	Cigna Corporation	.NO.	
.0901	Cigna Group	.00000	52-2149519				Hazard Center Investment Company LLC	DE	NIA	Connecticut General Life Insurance Company	Ownership	100.000	Cigna Corporation	.NO.	
.0901	Cigna Group	.00000	04-2992335				Healthbridge Reimbursement & Product Support, Inc.	MA	NIA	Priority Healthcare Corporation	Ownership	100.000	Cigna Corporation	.NO.	
.0901	Cigna Group	.00000	26-2159005				Healthbridge, Inc.	DE	NIA	Express Scripts, Inc.	Ownership	100.000	Cigna Corporation	.NO.	
.0901	Cigna Group	.00000	46-2086778				Health-Lynx, LLC	NJ	NIA	Cigna Health and Life Insurance Company	Ownership	100.000	Cigna Corporation	.NO.	
.0901	Cigna Group	.00000	06-1533555				Healthsource Benefits, Inc.	DE	NIA	Connecticut General Corporation	Ownership	100.000	Cigna Corporation	.NO.	
.0901	Cigna Group	.00000	02-0467679				Healthsource Properties, Inc.	NH	NIA	Healthsource, Inc.	Ownership	100.000	Cigna Corporation	.NO.	
.0901	Cigna Group	.00000	02-0387748		0000855587		Healthsource, Inc.	DE	NIA	Cigna Health Corporation	Ownership	100.000	Cigna Corporation	.NO.	
.0901	Cigna Group	.12902	20-8534298				HealthSpring Life & Health Insurance Company, Inc.	TX	IA	NewQuest, LLC	Ownership	100.000	Cigna Corporation	.NO.	
.0901	Cigna Group	.00000	20-8647386				HealthSpring Management of America, LLC	DE	NIA	NewQuest, LLC	Ownership	100.000	Cigna Corporation	.NO.	
.0901	Cigna Group	.11532	65-1129599				HealthSpring of Florida, Inc.	FL	IA	NewQuest, LLC	Ownership	100.000	Cigna Corporation	.NO.	
.0901	Cigna Group	.00000	26-2353772				HealthSpring Pharmacy of Tennessee, LLC	DE	NIA	HealthSpring Pharmacy Services, LLC	Ownership	100.000	Cigna Corporation	.NO.	
.0901	Cigna Group	.00000	26-2353476				HealthSpring Pharmacy Services, LLC	DE	NIA	NewQuest, LLC	Ownership	100.000	Cigna Corporation	.NO.	
.0901	Cigna Group	.00000	72-1559530				HealthSpring USA, LLC	TN	NIA	NewQuest, LLC	Ownership	100.000	Cigna Corporation	.NO.	
.0901	Cigna Group	.00000	20-1821898		0001339553		HealthSpring, Inc.	DE	NIA	Connecticut General Corporation	Ownership	100.000	Cigna Corporation	.NO.	
.0901	Cigna Group	.00000	81-4139432				Heights at Bear Creek Venture LLC	DE	NIA	Cigna Affiliates Realty Investment Group, LLC	Ownership	90.000	Cigna Corporation	.NO.	
.0901	Cigna Group	.00000	20-4266628				Home Physicians Management, LLC	DE	NIA	NewQuest, LLC	Ownership	100.000	Cigna Corporation	.NO.	
.0901	Cigna Group	.00000	75-3108521				HouQuest, LLC	DE	NIA	NewQuest, LLC	Ownership	100.000	Cigna Corporation	.NO.	
.0901	Cigna Group	.00000	37-1708015				Houston Briar Forest Apartments Limited Partnership	DE	NIA	Cigna Affiliates Realty Investment Group, LLC	Ownership	80.000	Cigna Corporation	.NO.	
.0901	Cigna Group	.00000	95-4838551				Ideal Properties II LLC	CA	NIA	Cigna Affiliates Realty Investment Group, LLC	Ownership	85.000	Cigna Corporation	.NO.	
.0901	Cigna Group	.00000	35-2041388				IHN, Inc.	IN	NIA	Connecticut General Corporation	Ownership	100.000	Cigna Corporation	.NO.	
.0901	Cigna Group	.00000	00-0000000				Independent Health Information Technology Services L.L.C.	ARE	NIA	NAS Neuron Health Services, L.L.C.	Ownership	50.000	Cigna Corporation	.NO.	
.0901	Cigna Group	.00000	82-1655179				Innovative Product Alignment, LLC	DE	NIA	Express Scripts, Inc.	Ownership	100.000	Cigna Corporation	.NO.	
.0901	Cigna Group	.00000	82-0658250				Inside RX, LLC	DE	NIA	Express Scripts, Inc.	Ownership	100.000	Cigna Corporation	.NO.	
.0901	Cigna Group	.00000	81-0425785				Intermountain Underwriters, Inc.	MT	NIA	Benefit Management Corp.	Ownership	100.000	Cigna Corporation	.NO.	
.0901	Cigna Group	.00000	00-0000000				International Pharmaceutical Solutions, GmbH	CHE	NIA	Cigna Holdings Overseas, Inc.	Ownership	100.000	Cigna Corporation	.NO.	
.0901	Cigna Group	.00000	84-3406799				JA Lofts Holdings, LLC	DE	NIA	JA Lofts JV Limited Partnership	Ownership	100.000	Cigna Corporation	.NO.	
.0901	Cigna Group	.00000	84-3395923				JA Lofts JV Limited Partnership	DE	NIA	CARING JA Lofts Investor LP LLC	Ownership	90.000	Cigna Corporation	.NO.	
.0901	Cigna Group	.00000	00-0000000				Kuwait Emirates Administration Services WLL	KWT	NIA	NAS Administrative Services Company LLC	Ownership	90.000	Cigna Corporation	.NO.	
.0901	Cigna Group	.00000	00-0000000				KDM (Thailand) Limited	THA	NIA	RHP Thailand Limited	Ownership	99.900	Cigna Corporation	.NO.	
.0901	Cigna Group	.00000	20-8064696				Kronos Optimal Health Company	AZ	NIA	Connecticut General Corporation	Ownership	100.000	Cigna Corporation	.NO.	
.0901	Cigna Group	.00000	47-5292506				L&C Investments, LLC	DE	NIA	Express Scripts, Inc.	Ownership	100.000	Cigna Corporation	.NO.	
.0901	Cigna Group	.00000	47-4375626				Lakehills CM-CG LLC	DE	NIA	Cigna Affiliates Realty Investment Group, LLC	Ownership	90.000	Cigna Corporation	.NO.	
.0901	Cigna Group	.00000	00-0000000				LINA Financial Service	KOR	NIA	Cigna Korea Chusik Heosa	Ownership	100.000	Cigna Corporation	.NO.	
.0901	Cigna Group	.00000	00-0000000				LINA Life Insurance Company of Korea	KOR	IA	Cigna Chestnut Holdings, Ltd.	Ownership	100.000	Cigna Corporation	.NO.	
.0901	Cigna Group	.65722	63-0343428				Loyal American Life Insurance Company	OH	IA	Cigna Health and Life Insurance Company	Ownership	100.000	Cigna Corporation	.NO.	
.0901	Cigna Group	.00000	58-2593075				Lynnfield Compounding Center, Inc.	FL	NIA	Priority Healthcare Corporation	Ownership	100.000	Cigna Corporation	.NO.	
.0901	Cigna Group	.00000	04-3546044				Lynnfield Drug, Inc.	FL	NIA	Priority Healthcare Corporation	Ownership	100.000	Cigna Corporation	.NO.	
.0901	Cigna Group	.00000	27-1506930				MAH Pharmacy, LLC	DE	NIA	Medco Health Solutions, Inc.	Ownership	100.000	Cigna Corporation	.NO.	

41.7

ANNUAL STATEMENT FOR THE YEAR 2021 OF THE CIGNA DENTAL HEALTH OF OHIO INC

**SCHEDULE Y**  
**PART 1A - DETAIL OF INSURANCE HOLDING COMPANY SYSTEM**

1	2	3	4	5	6	7	8	9	10	11	12	13	14	15	16
Group Code	Group Name	NAIC Company Code	ID Number	Federal RSSD	CIK	Name of Securities Exchange if Publicly Traded (U.S. or International)	Names of Parent, Subsidiaries Or Affiliates	Domi-ciliary Location	Relation-ship to Reporting Entity	Directly Controlled by (Name of Entity/Person)	Type of Control (Ownership, Board, Management, Attorney-in-Fact, Influence, Other)	If Control is Ownership Provide Percentage	Ultimate Controlling Entity(ies)/Person(s)	Is an SCA Filing Re-quired? (Yes/No)	*
.0901	Cigna Group	.00000	80-0908244				Mallory Square Partners I, LLC	DE	NIA	Cigna Affiliates Realty Investment Group, LLC	Ownership	80.000	Cigna Corporation	.NO.	
.0901	Cigna Group	.00000	88-0241365				Managed Care Consultants, Inc.	NV	NIA	Cigna Health Corporation	Ownership	100.000	Cigna Corporation	.NO.	
.0901	Cigna Group	.00000	51-0500147				Matrix GPO, LLC	IN	NIA	Priority Healthcare Corporation	Ownership	100.000	Cigna Corporation	.NO.	
.0901	Cigna Group	.00000	59-3720653				Matrix Healthcare Services, Inc.	FL	NIA	MyMatrixx Holdings, LLC	Ownership	100.000	Cigna Corporation	.NO.	
.0901	Cigna Group	.00000	06-1346406				MCC Independent Practice Association of New York, Inc.	NY	NIA	Evernorth Health, Inc.	Ownership	100.000	Cigna Corporation	.NO.	
.0901	Cigna Group	.00000	45-4937055				MDLive, Inc.	DE	NIA	Evernorth Health, Inc.	Ownership	97.230	Cigna Corporation	.NO.	
.0901	Cigna Group	.00000	00-0000000				MDLive LLC	DE	NIA	MDLive, Inc.	Ownership	100.000	Cigna Corporation	.NO.	
.0901	Cigna Group	.00000	00-0000000				MDLivevisit, LLC	FL	NIA	MDLive, Inc.	Ownership	100.000	Cigna Corporation	.NO.	
.0901	Cigna Group	.00000	00-0000000				MDLive Provider Services, LLC	FL	NIA	MDLive, Inc.	Ownership	100.000	Cigna Corporation	.NO.	
.0901	Cigna Group	.34720	13-3506395				Medco Containment Insurance Company of NY	NY	IA	Medco Health Solutions, Inc.	Ownership	100.000	Cigna Corporation	.NO.	
.0901	Cigna Group	.63762	42-1425239				Medco Containment Life Insurance Company	PA	IA	Medco Health Solutions, Inc.	Ownership	100.000	Cigna Corporation	.NO.	
.0901	Cigna Group	.00000	27-3709630				Medco Europe II, LLC	DE	NIA	Medco Europe, LLC	Ownership	100.000	Cigna Corporation	.NO.	
.0901	Cigna Group	.00000	46-2166374				Medco Europe, LLC	DE	NIA	Medco Health Solutions, Inc.	Ownership	100.000	Cigna Corporation	.NO.	
.0901	Cigna Group	.00000	84-5017653				Medco Health Information Network Partners, Inc.	DE	NIA	Medco Health Solutions, Inc.	Ownership	100.000	Cigna Corporation	.NO.	
.0901	Cigna Group	.00000	81-0616525				Medco Health Puerto Rico, LLC	DE	NIA	Medco Health Solutions, Inc.	Ownership	100.000	Cigna Corporation	.NO.	
.0901	Cigna Group	.00000	26-3544786				Medco Health Services, Inc.	DE	NIA	Medco Health Solutions, Inc.	Ownership	100.000	Cigna Corporation	.NO.	
.0901	Cigna Group	.00000	22-3461740				Medco Health Solutions, Inc.	DE	NIA	Evernorth Health, Inc.	Ownership	100.000	Cigna Corporation	.NO.	
.0901	Cigna Group	.00000	88-0334401				Mediversal, Inc.	NV	NIA	Connecticut General Corporation	Ownership	100.000	Cigna Corporation	.NO.	
.0901	Cigna Group	.00000	27-3801345				MedSolutions Holdings, Inc.	DE	NIA	eviCore 1, LLC	Ownership	100.000	Cigna Corporation	.NO.	
.0901	Cigna Group	.00000	87-2810715				Montclair 11 Pine Operating Company LLC	DE	NIA	CARING Montclair Investor LLC	Ownership	90.000	Cigna Corporation	.NO.	
.0901	Cigna Group	.00000	87-2810715				Montclair 11 Pine Urban Renewal LLC	DE	NIA	CARING Montclair Investor LLC	Ownership	90.000	Cigna Corporation	.NO.	
.0901	Cigna Group	.00000	87-2772585				Montclair Residences JV LLC	DE	NIA	CARING Montclair Investor LLC	Ownership	90.000	Cigna Corporation	.NO.	
.0901	Cigna Group	.00000	32-0071543				MSI Health Organization of Texas, Inc.	TX	NIA	eviCore healthcare MSI, LLC	Ownership	100.000	Cigna Corporation	.NO.	
.0901	Cigna Group	.00000	27-5492993				MSI HT, LLC	TN	NIA	eviCore healthcare MSI, LLC	Ownership	100.000	Cigna Corporation	.NO.	
.0901	Cigna Group	.00000	27-5493148				MSI LT, LLC	TN	NIA	eviCore healthcare MSI, LLC	Ownership	100.000	Cigna Corporation	.NO.	
.0901	Cigna Group	.00000	27-5493321				MSI SAR-GW, LLC	TN	NIA	eviCore healthcare MSI, LLC	Ownership	100.000	Cigna Corporation	.NO.	
.0901	Cigna Group	.00000	86-1090522				MSIAZ I, LLC	TN	NIA	eviCore healthcare MSI, LLC	Ownership	100.000	Cigna Corporation	.NO.	
.0901	Cigna Group	.00000	20-1749733				MSICA I, LLC	TN	NIA	eviCore healthcare MSI, LLC	Ownership	100.000	Cigna Corporation	.NO.	
.0901	Cigna Group	.00000	20-1222347				MSICO I, LLC	TN	NIA	eviCore healthcare MSI, LLC	Ownership	100.000	Cigna Corporation	.NO.	
.0901	Cigna Group	.00000	55-0840800				MSIFL, LLC	TN	NIA	eviCore healthcare MSI, LLC	Ownership	100.000	Cigna Corporation	.NO.	
.0901	Cigna Group	.00000	26-0181185				MSIMD I, LLC	TN	NIA	eviCore healthcare MSI, LLC	Ownership	100.000	Cigna Corporation	.NO.	
.0901	Cigna Group	.00000	74-3122235				MSINC I, LLC	TN	NIA	eviCore healthcare MSI, LLC	Ownership	100.000	Cigna Corporation	.NO.	
.0901	Cigna Group	.00000	11-3715243				MSINH I, LLC	TN	NIA	eviCore healthcare MSI, LLC	Ownership	100.000	Cigna Corporation	.NO.	
.0901	Cigna Group	.00000	03-0524694				MSINH, LLC	TN	NIA	eviCore healthcare MSI, LLC	Ownership	100.000	Cigna Corporation	.NO.	
.0901	Cigna Group	.00000	20-1749446				MSINU I, LLC	TN	NIA	eviCore healthcare MSI, LLC	Ownership	100.000	Cigna Corporation	.NO.	
.0901	Cigna Group	.00000	20-1761914				MSINW I, LLC	TN	NIA	eviCore healthcare MSI, LLC	Ownership	100.000	Cigna Corporation	.NO.	
.0901	Cigna Group	.00000	55-0840806				MSISC II, LLC	TN	NIA	eviCore healthcare MSI, LLC	Ownership	100.000	Cigna Corporation	.NO.	
.0901	Cigna Group	.00000	26-0336736				MSIVT I, LLC	TN	NIA	eviCore healthcare MSI, LLC	Ownership	100.000	Cigna Corporation	.NO.	
.0901	Cigna Group	.00000	20-2536458				MSIWA, LLC	TN	NIA	eviCore healthcare MSI, LLC	Ownership	100.000	Cigna Corporation	.NO.	
.0901	Cigna Group	.00000	36-4833284				MyM Technology Services, LLC	FL	NIA	MyMatrixx Holdings, LLC	Ownership	100.000	Cigna Corporation	.NO.	
.0901	Cigna Group	.00000	82-1350878				myMatrixx Holdings, LLC	DE	NIA	Express Scripts, Inc.	Ownership	100.000	Cigna Corporation	.NO.	
.0901	Cigna Group	.00000	46-2589799				myMatrixx-B, LLC	FL	NIA	Matrix Healthcare Services, Inc.	Ownership	100.000	Cigna Corporation	.NO.	
.0901	Cigna Group	.00000	00-0000000				NAS Administrative Services Company LLC	ARE	NIA	NAS Neuron Health Services, L.L.C.	Ownership	99.000	Cigna Corporation	.NO.	
.0901	Cigna Group	.00000	00-0000000				NAS Neuron Health Services, L.L.C.	ARE	NIA	Cigna Chestnut Holdings, Ltd.	Ownership	34.000	Cigna Corporation	.NO.	
.0901	Cigna Group	.00000	00-0000000				NAS United SPV	CYM	NIA	NAS Neuron Health Services, L.L.C.	Ownership	100.000	Cigna Corporation	.NO.	
.0901	Cigna Group	.00000	00-0000000				Neuron LLC	ARE	NIA	NAS Neuron Health Services, L.L.C.	Ownership	99.000	Cigna Corporation	.NO.	
.0901	Cigna Group	.00000	52-1929677				NewQuest Management Northeast, LLC	DE	NIA	NewQuest, LLC	Ownership	100.000	Cigna Corporation	.NO.	
.0901	Cigna Group	.00000	33-1033586				NewQuest Management of Alabama, LLC	AL	NIA	NewQuest, LLC	Ownership	100.000	Cigna Corporation	.NO.	
.0901	Cigna Group	.00000	20-4954206				NewQuest Management of Florida, LLC	FL	NIA	NewQuest, LLC	Ownership	100.000	Cigna Corporation	.NO.	
.0901	Cigna Group	.00000	77-0632665				NewQuest Management of Illinois, LLC	IL	NIA	NewQuest, LLC	Ownership	100.000	Cigna Corporation	.NO.	
.0901	Cigna Group	.00000	45-0633893				NewQuest Management of West Virginia, LLC	DE	NIA	NewQuest, LLC	Ownership	100.000	Cigna Corporation	.NO.	

ANNUAL STATEMENT FOR THE YEAR 2021 OF THE CIGNA DENTAL HEALTH OF OHIO INC

SCHEDULE Y

PART 1A - DETAIL OF INSURANCE HOLDING COMPANY SYSTEM

1	2	3	4	5	6	7	8	9	10	11	12	13	14	15	16
Group Code	Group Name	NAIC Company Code	ID Number	Federal RSSD	CIK	Name of Securities Exchange if Publicly Traded (U.S. or International)	Names of Parent, Subsidiaries Or Affiliates	Domiciliary Location	Relationship to Reporting Entity	Directly Controlled by (Name of Entity/Person)	Type of Control (Ownership, Board, Management, Attorney-in-Fact, Influence, Other)	If Control is Ownership Provide Percentage	Ultimate Controlling Entity(ies)/Person(s)	Is an SCA Filing Required? (Yes/No)	*
.0901	Cigna Group	.00000	76-0628370				NewQuest, LLC	TX	NIA	HealthSpring, Inc.	Ownership	100.000	Cigna Corporation	NO	
.0901	Cigna Group	.00000	82-5244890				Octave Health Group, Inc.	DE	NIA	Cigna Ventures, LLC	Ownership	10.100	Cigna Corporation	NO	
.0901	Cigna Group	.00000	91-1599329				Olympic Health Management Services, Inc.	WA	NIA	Olympic Health Management Systems, Inc.	Ownership	100.000	Cigna Corporation	NO	
.0901	Cigna Group	.00000	91-1500758				Olympic Health Management Systems, Inc.	WA	NIA	Sterling Life Insurance Company	Ownership	100.000	Cigna Corporation	NO	
.0901	Cigna Group	.00000	00-0000000				OnePath Life (NZ) Limited	NZL	IA	Cigna New Zealand Holdings Limited	Ownership	100.000	Cigna Corporation	NO	
.0901	Cigna Group	.00000	80-0818758				Patient Provider Alliance, Inc.	DE	NIA	Brighter, Inc.	Ownership	100.000	Cigna Corporation	NO	
.0901	Cigna Group	.00000	35-1927379				Priority Healthcare Corporation	IN	NIA	CuraScript, Inc.	Ownership	100.000	Cigna Corporation	NO	
.0901	Cigna Group	.00000	59-3761140				Priority Healthcare Distribution, Inc.	FL	NIA	Priority Healthcare Corp	Ownership	100.000	Cigna Corporation	NO	
.0901	Cigna Group	.67903	23-1335885				Provident American Life & Health Insurance Company	OH	IA	Cigna National Health Insurance Company	Ownership	100.000	Cigna Corporation	NO	
.0901	Cigna Group	.00000	00-0000000				PT GAR Indonesia	IDN	NIA	Cigna Holdings Overseas, Inc.	Ownership	99.160	Cigna Corporation	NO	
.0901	Cigna Group	.00000	AA-5360003				PT Asuransi Cigna	IDN	IA	Cigna Worldwide Insurance Company	Ownership	99.999	Cigna Corporation	NO	
.0901	Cigna Group	.00000	45-5046449				PUR Arbors Apartments Venture LLC	DE	NIA	Cigna Affiliates Realty Investment Group, LLC	Ownership	87.500	Cigna Corporation	NO	
.0901	Cigna Group	.00000	46-1801639				QualCare Management Resources Limited Liability Company	NJ	NIA	Cigna Health and Life Insurance Company	Ownership	100.000	Cigna Corporation	NO	
.0901	Cigna Group	.00000	00-0000000				Qualient Pharmaceuticals Holdings LP	CYM	NIA	Cigna Spruce Holdings GmbH	Ownership	100.000	Cigna Corporation	NO	
.0901	Cigna Group	.00000	00-0000000				Qualient Pharmaceuticals Health LLC	CYM	NIA	Qualient Pharmaceuticals Holdings LP	Ownership	100.000	Cigna Corporation	NO	
.0901	Cigna Group	.00000	45-5569416				QPID Health, LLC	DE	NIA	eviCore healthcare MSI, LLC	Ownership	100.000	Cigna Corporation	NO	
.0901	Cigna Group	.00000	00-0000000				RHP (Thailand) Limited	THA	NIA	Cigna Apac Holdings, Ltd.	Ownership	49.000	Cigna Corporation	NO	
.0901	Cigna Group	.00000	83-1460134				Rise-CG Capitol Hill, LP	DE	NIA	CARING Capitol Hill LP LLC	Ownership	90.000	Cigna Corporation	NO	
.0901	Cigna Group	.00000	84-3254168				Rise-CG JA Lofts Limited Partnership	DE	NIA	JA Lofts Holdings, LLC (.5%); JA Lofts JV Limited Partnership (99.5%)	Ownership	100.000	Cigna Corporation	NO	
.0901	Cigna Group	.00000	35-1641636				Sagamore Health Network, Inc.	IN	NIA	Cigna Health Corporation	Ownership	100.000	Cigna Corporation	NO	
.0901	Cigna Group	.00000	46-3593103				SB-SNH LLC	DE	NIA	Cigna Affiliates Realty Investment Group, LLC	Ownership	85.000	Cigna Corporation	NO	
.0901	Cigna Group	.00000	95-2876207				Secon Properties, LP	CA	NIA	Cigna Affiliates Realty Investment Group, LLC	Ownership	50.000	South Coast Plaza Associates, LLC (non-affiliate)	NO	
.0901	Cigna Group	.00000	82-1732483				SOMA Apartments Venture LLC	DE	NIA	Cigna Affiliates Realty Investment Group, LLC	Ownership	90.000	Cigna Corporation	NO	
.0901	Cigna Group	.00000	82-4405071				Specialty Products Acquisitions, LLC	DE	NIA	Medco Health Solutions, Inc.	Ownership	100.000	Cigna Corporation	NO	
.0901	Cigna Group	.00000	61-1317695				SpectraCare Health Care Ventures, Inc.	KY	NIA	SpectraCare, Inc.	Ownership	100.000	Cigna Corporation	NO	
.0901	Cigna Group	.00000	61-1147068				SpectraCare, Inc.	KY	NIA	Priority Healthcare Corp	Ownership	100.000	Cigna Corporation	NO	
.0901	Cigna Group	.77399	13-1867829				Sterling Life Insurance Company	IL	IA	Cigna Health and Life Insurance Company	Ownership	100.000	Cigna Corporation	NO	
.0901	Cigna Group	.00000	47-2658932				Strategic Pharmaceutical Investments, LLC	DE	NIA	Priority Healthcare Corp	Ownership	100.000	Cigna Corporation	NO	
.0901	Cigna Group	.00000	00-0000000				SureScripts, LLC	VA	NIA	Express Scripts, Inc. 16.7%/Medco Health Solutions, Inc. 16.7%	Ownership	33.400	Cigna Corporation	NO	
.0901	Cigna Group	.00000	87-0903685				Swedesford Road Apartments, LLC	DE	NIA	CARING Berwyn Investor LLC	Ownership	68.600	Cigna Corporation	NO	
.0901	Cigna Group	.00000	22-3474888				Systemed, LLC	DE	NIA	Medco Health Solutions, Inc.	Ownership	100.000	Cigna Corporation	NO	
.0901	Cigna Group	.00000	23-3074013				Tel-Drug of Pennsylvania, LLC	PA	NIA	Connecticut General Life Insurance Company	Ownership	100.000	Cigna Corporation	NO	
.0901	Cigna Group	.00000	46-0427127				Tel-Drug, Inc.	SD	NIA	Connecticut General Corporation	Ownership	100.000	Cigna Corporation	NO	
.0901	Cigna Group	.00000	00-0000000				Temple Insurance Company Limited	BMU	IA	Healthsource, Inc.	Ownership	100.000	Cigna Corporation	NO	
.0901	Cigna Group	.00000	20-5524622				Tennessee Quest, LLC	TN	NIA	NewQuest, LLC	Ownership	100.000	Cigna Corporation	NO	
.0901	Cigna Group	.00000	75-3108527				TexQuest, LLC	DE	NIA	NewQuest, LLC	Ownership	100.000	Cigna Corporation	NO	
.0901	Cigna Group	.00000	85-1955731				The Flats at Interbay Holdings, LLC	DE	NIA	The Flats at Interbay JV Limited Partnership	Ownership	100.000	Cigna Corporation	NO	
.0901	Cigna Group	.00000	85-1955075				The Flats at Interbay JV Limited Partnership	DE	NIA	CARING Interbay Investor LP LLC	Ownership	90.000	Cigna Corporation	NO	
.0901	Cigna Group	.00000	85-1962013				The Flats at Interbay Limited Partnership	DE	NIA	The Flats at Interbay JV Limited Partnership	Ownership	99.500	Cigna Corporation	NO	
.0901	Cigna Group	.00000	46-5264463				Trainer Rx, Inc.	DE	NIA	Cigna Ventures, LLC	Ownership	19.400	Cigna Corporation	NO	
.0901	Cigna Group	.00000	00-0000000				Transwestern Federal, L.L.C.	DE	NIA	Transwestern Federal Holdings, L.L.C.	Ownership	7.616	Cigna Corporation	NO	

ANNUAL STATEMENT FOR THE YEAR 2021 OF THE CIGNA DENTAL HEALTH OF OHIO INC

**SCHEDULE Y**  
**PART 1A - DETAIL OF INSURANCE HOLDING COMPANY SYSTEM**

1	2	3	4	5	6	7	8	9	10	11	12	13	14	15	16
Group Code	Group Name	NAIC Company Code	ID Number	Federal RSSD	CIK	Name of Securities Exchange if Publicly Traded (U.S. or International)	Names of Parent, Subsidiaries Or Affiliates	Domi-ciliary Location	Relation-ship to Reporting Entity	Directly Controlled by (Name of Entity/Person)	Type of Control (Ownership, Board, Management, Attorney-in-Fact, Influence, Other)	If Control is Ownership Provide Percentage	Ultimate Controlling Entity(ies)/Person(s)	Is an SCA Filing Re-quired? (Yes/No)	*
.0901	Cigna Group	.00000	00-0000000				Transwestern Federal Holdings, L.L.C.	DE	NIA	Cigna Affiliates Realty Investment Group, LLC	Ownership	7.616	Cigna Corporation	NO	
.0901	Cigna Group	.65269	75-2305400				United Benefit Life Insurance Company	OH	IA	Provident American Life and Health Insurance Company	Ownership	100.000	Cigna Corporation	NO	
.0901	Cigna Group	.00000	88-0344624				Universal Claims Administration	NV	NIA	Mediversal, Inc.	Ownership	1.000	Cigna Corporation	NO	
.0901	Cigna Group	.00000	98-0463704				Vielife Services, Inc.	DE	NIA	Cigna Global Wellbeing Holdings Limited	Ownership	100.000	Cigna Corporation	NO	
.0901	Cigna Group	.00000	00-0000000				Verity Solutions Group, Inc.	DE	NIA	Cigna Health and Life Insurance Company	Ownership	100.000	Cigna Corporation	YES	
.0901	Cigna Group	.00000	00-0000000				Westcore CG AC, LLC	DE	NIA	CARING Westcore Holding Investor LLC	Ownership	90.000	Cigna Corporation	NO	
.0901	Cigna Group	.00000	84-3178563				Westcore CG Camelback, LLC	DE	NIA	CARING Westcore Holding Investor LLC	Ownership	90.000	Cigna Corporation	NO	
.0901	Cigna Group	.00000	84-3178563				Westcore CG Cedar Port, LLC	DE	NIA	CARING Westcore Holding Investor LLC	Ownership	90.000	Cigna Corporation	NO	
.0901	Cigna Group	.00000	00-0000000				Westcore CG Commerce, LLC	DE	NIA	CARING Westcore Holding Investor LLC	Ownership	90.000	Cigna Corporation	NO	
.0901	Cigna Group	.00000	84-3178563				Westcore CG Dove Valley I, LLC	DE	NIA	CARING Westcore Holding Investor LLC	Ownership	90.000	Cigna Corporation	NO	
.0901	Cigna Group	.00000	84-3178563				Westcore CG Dove Valley II, LLC	DE	NIA	CARING Westcore Holding Investor LLC	Ownership	90.000	Cigna Corporation	NO	
.0901	Cigna Group	.00000	84-3178563				Westcore CG Fountain Lakes, LLC	DE	NIA	CARING Westcore Holding Investor LLC	Ownership	90.000	Cigna Corporation	NO	
.0901	Cigna Group	.00000	84-3178563				Westcore CG Gateway, LLC	DE	NIA	CARING Westcore Holding Investor LLC	Ownership	90.000	Cigna Corporation	NO	
.0901	Cigna Group	.00000	84-3178563				Westcore CG I-35, LLC	DE	NIA	CARING Westcore Holding Investor LLC	Ownership	90.000	Cigna Corporation	NO	
.0901	Cigna Group	.00000	84-3178563				Westcore CG Mezz, LLC	DE	NIA	CARING Westcore Holding Investor LLC	Ownership	90.000	Cigna Corporation	NO	
.0901	Cigna Group	.00000	84-3178563				Westcore CG Navy, LLC	DE	NIA	CARING Westcore Holding Investor LLC	Ownership	90.000	Cigna Corporation	NO	
.0901	Cigna Group	.00000	84-3178563				Westcore CG Potomac Park, LLC	DE	NIA	CARING Westcore Holding Investor LLC	Ownership	90.000	Cigna Corporation	NO	
.0901	Cigna Group	.00000	84-3178563				Westcore CG Solano, LLC	DE	NIA	CARING Westcore Holding Investor LLC	Ownership	90.000	Cigna Corporation	NO	
.0901	Cigna Group	.00000	84-3178563				Westcore CG Susana, LLC	DE	NIA	CARING Westcore Holding Investor LLC	Ownership	90.000	Cigna Corporation	NO	
.0901	Cigna Group	.00000	00-0000000				Westcore CG Venture, LLC	DE	NIA	CARING Westcore Holding Investor LLC	Ownership	90.000	Cigna Corporation	NO	
.0901	Cigna Group	.00000	87-3624928				Westcore CG Venture II, LLC	DE	NIA	CARING Westcore Holding II Investor LLC	Ownership	90.000	Cigna Corporation	NO	
.0901	Cigna Group	.00000	87-3624928				Westcore CG II AC, LLC	DE	NIA	CARING Westcore Holding II Investor LLC	Ownership	90.000	Cigna Corporation	NO	
.0901	Cigna Group	.00000	87-3624928				Westcore CG II Park 225, LLC	DE	NIA	CARING Westcore Holding II Investor LLC	Ownership	90.000	Cigna Corporation	NO	
.0901	Cigna Group	.00000	85-3567364				Westcore Realty CG Avondale, LLC	DE	NIA	CARING Avondale Investor LLC	Ownership	90.000	Cigna Corporation	NO	
.0901	Cigna Group	.00000	00-0000000				Willow DSP LLC	DE	NIA	Accredo Health, Incorporated	Ownership	100.000	Cigna Corporation	NO	
.0901	Cigna Group	.00000	00-0000000				YCFM Servicios LTDA	BRA	NIA	Cigna Global Holdings, Inc.	Ownership	35.320	Cigna Corporation	NO	

Asterisk	Explanation

41.10

ANNUAL STATEMENT FOR THE YEAR 2021 OF THE CIGNA DENTAL HEALTH OF OHIO INC

**SCHEDULE Y**

**PART 2 - SUMMARY OF INSURER'S TRANSACTIONS WITH ANY AFFILIATES**

1	2	3	4	5	6	7	8	9	10	11	12	13
NAIC Company Code	ID Number	Names of Insurers and Parent, Subsidiaries or Affiliates	Shareholder Dividends	Capital Contributions	Purchases, Sales or Exchanges of Loans, Securities, Real Estate, Mortgage Loans or Other Investments	Income/ (Disbursements) Incurred in Connection with Guarantees or Undertakings for the Benefit of any Affiliate(s)	Management Agreements and Service Contracts	Income/ (Disbursements) Incurred Under Reinsurance Agreements	*	Any Other Material Activity Not in the Ordinary Course of the Insurer's Business	Totals	Reinsurance Recoverable/ (Payable) on Losses and/or Reserve Credit Taken/(Liability)
00000	46-2332355	1EQ Inc. (d/b/a Babyscripts)								0	0	
00000	00-0000000	680 Investors LLC								0	0	
00000	00-0000000	685 New Hampshire LLC								0	0	
00000	82-4794800	9171 Wilshire CPI-CII LLC								0	0	
00000	85-1046126	ABS Apartments Venture, L.L.C.								0	0	
00000	11-3358535	Accredo Health Group, Inc.								0	0	
00000	55-0894449	Accredo Health, Incorporated								0	0	
00000	13-3888838	AHG of New York, Inc.								0	0	
00000	75-3040465	Airport Holdings, LLC								0	0	
00000	35-2562415	Alegis Care Services, LLC								0	0	
00000	85-0909305	Alegis Care Services of Colorado, LLC								0	0	
00000	81-0400550	Allegiance Benefit Plan Management, Inc.					14,483,677			0	14,483,677	
00000	03-0507057	Allegiance Care Management, LLC					86,979			0	86,979	
00000	71-0916514	Allegiance COBRA Services, Inc.					570			0	570	
12814	20-4433475	Allegiance Life & Health Insurance Company								0	0	
							(2,620,034)	(75,513)		0	(2,695,547)	63,459
00000	26-2201582	Allegiance Provider Direct, LLC								0	0	
00000	20-3851464	Allegiance Re, Inc.								0	0	
88366	59-2760189	American Retirement Life Insurance Company			(30,000,000)		(19,474,183)			0	(49,474,183)	
00000	82-3315524	Arbor Heights Venture LLC								0	0	
00000	46-4080861	AristaMD, Inc.								0	0	
00000	86-3581583	Arizona Health Plan, Inc.								0	0	
00000	00-0000000	Ascent Health Services LLC					(355,124)			0	(355,124)	
00000	86-1750832	ASM Apartments Venture, L.L.C.								0	0	
00000	81-0585518	Benefit Management Corp.	(10,000,000)							0	(10,000,000)	
00000	81-2650133	Berewick Apartments LLC								0	0	
00000	43-1815573	Biopartners in Care, Inc.								0	0	
00000	06-1522976	Blodget & Hazard Limited								0	0	
10095	52-2259087	Bravo Health Mid-Atlantic, Inc.			15,000,000		(23,636,365)			0	(8,636,365)	
11524	52-2363406	Bravo Health Pennsylvania, Inc.					(113,777,153)			0	(113,777,153)	
00000	00-0000000	Breakthrough Behavioral, Inc.								0	0	
00000	00-0000000	Breakthrough Behavioral of Texas, Inc.								0	0	
00000	27-1713977	Brighter, Inc.					5,096,467			0	5,096,467	
00000	46-4918521	Buoy Health, Inc.								0	0	
00000	61-1162797	Care Continuum, Inc.								0	0	
00000	85-0954556	CareAllies Accountable Care Collaborative LLC								0	0	
00000	85-0935554	CareAllies Accountable Care Network LLC								0	0	
00000	00-0000000	CareAllies Accountable Care Solutions LLC								0	0	
00000	26-0180898	CareAllies, Inc.	(10,000,000)				(13,518)			0	(10,013,518)	
00000	81-2760646	CareAllies, LLC								0	0	
10144	20-1089572	CareCore NJ, LLC								0	0	

ANNUAL STATEMENT FOR THE YEAR 2021 OF THE CIGNA DENTAL HEALTH OF OHIO INC

**SCHEDULE Y**

**PART 2 - SUMMARY OF INSURER'S TRANSACTIONS WITH ANY AFFILIATES**

1	2	3	4	5	6	7	8	9	10	11	12	13
NAIC Company Code	ID Number	Names of Insurers and Parent, Subsidiaries or Affiliates	Shareholder Dividends	Capital Contributions	Purchases, Sales or Exchanges of Loans, Securities, Real Estate, Mortgage Loans or Other Investments	Income/ (Disbursements) Incurred in Connection with Guarantees or Undertakings for the Benefit of any Affiliate(s)	Management Agreements and Service Contracts	Income/ (Disbursements) Incurred Under Reinsurance Agreements	*	Any Other Material Activity Not in the Ordinary Course of the Insurer's Business	Totals	Reinsurance Recoverable/ (Payable) on Losses and/or Reserve Credit Taken/(Liability)
00000	45-2681649	CarePlexus, LLC								0	0	
00000	83-1400586	CARING 18th & Salmon Investor LLC								0	0	
00000	83-2562994	CARING 500 Ygnacio Investor LLC								0	0	
00000	84-1960231	CARING 3130 Investor LLC								0	0	
00000	83-2318410	CARING 9171 Wilshire Investor LLC								0	0	
00000	85-4247420	CARING ABS Investor LLC								0	0	
00000	83-2851501	CARING Alta Duraleigh Investor LLC								0	0	
00000	83-2851501	CARING Alta Englewood Investor LLC								0	0	
00000	85-2966766	CARING Alta Leander Investor LLC								0	0	
00000	83-2563284	CARING Alta Woodson Investor LLC								0	0	
00000	85-2966766	CARING Avondale Investor LLC								0	0	
00000	87-1992977	CARING Berwyn Investor LLC								0	0	
00000	32-0570889	CARING Capitol Hill GP LLC								0	0	
00000	37-1903297	CARING Capitol Hill LP LLC								0	0	
00000	83-2851364	CARING Century Plaza Investor LLC								0	0	
00000	85-4265529	CARING Deco Investor LLC								0	0	
00000	85-2912145	CARING Elan I Investor LLC								0	0	
00000	87-0928526	CARING Elan II Investor LLC								0	0	
00000	83-3701937	CARING Firestone Investor LLC								0	0	
00000	00-0000000	CARING JA Lofts Investor LP LLC								0	0	
00000	00-0000000	CARING JA Lofts Investor GP LLC								0	0	
00000	83-2318233	CARING Heights at Bear Creek Investor LLC								0	0	
00000	83-1400482	CARING Hillcrest Investor LLC								0	0	
00000	84-4410554	CARING IBP Investor LLC								0	0	
00000	85-1961034	CARING Interbay Investor GP LLC								0	0	
00000	85-1984627	CARING Interbay Investor LP LLC								0	0	
00000	83-2339522	CARING Mallory Square Investor LLC								0	0	
00000	85-4265529	CARING Montclair Investor LLC								0	0	
00000	83-2563138	CARING Soma Investor LLC								0	0	
00000	83-2633790	CARING Alexan Enclave Investor LLC								0	0	
00000	83-2633886	CARING Orange Collection Investor LLC								0	0	
00000	83-8294933	CARING South Coast Subsidiary LLC								0	0	
00000	86-1942593	CARING St. Matthew's Investor LLC								0	0	
00000	38-4085763	CARING Westcore Holding Investor LLC								0	0	
00000	87-3646420	CARING Westcore Holding II Investor LLC								0	0	
00000	83-3923178	CARING XR International Investor LLC								0	0	
00000	83-4317078	CARING XR 2 International Investor LLC								0	0	
00000	84-1843578	CGGL XR 2 International JV LLC								0	0	
00000	84-1843578	CGGL XR 2 International Mezz LLC								0	0	
00000	45-2604992	CCN NMO, LLC								0	0	
00000	33-1039759	CCN-WNY IPA, LLC						(7,788)		0	(7,788)	
00000	34-1970892	Ceres Sales of Ohio, LLC						(6,569)		0	(6,569)	
00000	06-1332403	CG Individual Tax Benefit Payments, Inc.						(391)		0	(391)	
										0	0	

42.1

ANNUAL STATEMENT FOR THE YEAR 2021 OF THE CIGNA DENTAL HEALTH OF OHIO INC

**SCHEDULE Y**

**PART 2 - SUMMARY OF INSURER'S TRANSACTIONS WITH ANY AFFILIATES**

1	2	3	4	5	6	7	8	9	10	11	12	13
NAIC Company Code	ID Number	Names of Insurers and Parent, Subsidiaries or Affiliates	Shareholder Dividends	Capital Contributions	Purchases, Sales or Exchanges of Loans, Securities, Real Estate, Mortgage Loans or Other Investments	Income/ (Disbursements) Incurred in Connection with Guarantees or Undertakings for the Benefit of any Affiliate(s)	Management Agreements and Service Contracts	Income/ (Disbursements) Incurred Under Reinsurance Agreements	*	Any Other Material Activity Not in the Ordinary Course of the Insurer's Business	Totals	Reinsurance Recoverable/ (Payable) on Losses and/or Reserve Credit Taken/(Liability)
00000	06-1332405	CG Life Pension Benefits Payments, Inc.								0	0	
00000	06-1332401	CG LINA Pension Benefits Payments, Inc.								0	0	
00000	84-2083351	CG-AQ 477 South Market Street LLC								0	0	
00000	84-4773972	CG-LEDO IBP Venture LLC								0	0	
00000	84-4747045	CG-LEDO IBP I LLC								0	0	
00000	84-4755025	CG-LEDO IBP II LLC								0	0	
00000	83-2993316	CG-Muller 550 Winchester, LLC								0	0	
00000	45-5499889	CG Seventh Street, LLC								0	0	
00000	85-0734624	CG/Wood Alta Duraleigh, LLC								0	0	
00000	85-0655107	CG/Wood Alta Duraleigh Owner, LLC								0	0	
00000	87-2928401	CG/Wood Alta Duraleigh Townhome, LLC								0	0	
00000	82-1280312	CG/Wood Alta 601, LLC								0	0	
00000	85-2233381	CG/Wood Alta Leander Station, LLC								0	0	
00000	81-3313562	CGGL City Parkway LLC								0	0	
00000	61-1797835	CGGL Orange Collection LLC								0	0	
00000	00-0000000	CGGL Orange Collection Mezz LLC								0	0	
00000	84-1921719	CGGL XR International LLC								0	0	
00000	84-1843578	CGGL XR 2 International LLC								0	0	
00000	00-0000000	CGO Participatos LTDA								0	0	
00000	59-3466707	Chiro Alliance Corporation								0	0	
00000	81-3389374	CIG-LEI Ygnacio Associates LLC								0	0	
00000	86-2964997	CI-GS Elan Everett Phase I, LLC								0	0	
00000	86-3726159	CI-GS Elan Everett Phase II, LLC								0	0	
00000	82-4774243	CI-GS Portland, LLC								0	0	
00000	82-1612980	CI-GS Hillcrest LLC								0	0	
00000	00-0000000	Cigna & CMB Asset Management Company Limited								0	0	
00000	00-0000000	Cigna & CMB Health Services Company, Ltd.								0	0	
00000	00-0000000	Cigna & CMB Life Insurance Company Limited	(19,247,233)	86,776,604						0	67,529,371	
00000	00-0000000	CIGNA 2000 UK Pension LTD								0	0	
00000	27-5402196	Cigna Affiliates Realty Investment Group, LLC		27,019,004						0	27,019,004	
00000	00-0000000	Cigna Alder Holdings, LLC								0	0	
00000	00-0000000	Cigna Apac Holdings, Ltd.								0	0	
13733	03-0452349	Cigna Arbor Life Insurance Company		500,000			(3,352)			0	496,648	
00000	98-1181787	Cigna Beechwood Holdings								0	0	
00000	00-0000000	Cigna Bellevue Alpha LLC								0	0	
00000	02-0515554	Cigna Benefit Technology Solutions, Inc.								0	0	
00000	01-0947889	Cigna Benefits Financing, Inc.					1,245,924			0	1,245,924	
00000	00-0000000	Cigna Brokerage & Marketing (Thailand) Limited								0	0	
00000	00-0000000	Cigna Cedar Holdings, Ltd.								0	0	

ANNUAL STATEMENT FOR THE YEAR 2021 OF THE CIGNA DENTAL HEALTH OF OHIO INC

**SCHEDULE Y**

**PART 2 - SUMMARY OF INSURER'S TRANSACTIONS WITH ANY AFFILIATES**

1	2	3	4	5	6	7	8	9	10	11	12	13
NAIC Company Code	ID Number	Names of Insurers and Parent, Subsidiaries or Affiliates	Shareholder Dividends	Capital Contributions	Purchases, Sales or Exchanges of Loans, Securities, Real Estate, Mortgage Loans or Other Investments	Income/ (Disbursements) Incurred in Connection with Guarantees or Undertakings for the Benefit of any Affiliate(s)	Management Agreements and Service Contracts	Income/ (Disbursements) Incurred Under Reinsurance Agreements	*	Any Other Material Activity Not in the Ordinary Course of the Insurer's Business	Totals	Reinsurance Recoverable/ (Payable) on Losses and/or Reserve Credit Taken/(Liability)
00000	98-1137759	Cigna Chestnut Holdings, Ltd.								0	0	
00000	27-3396038	Cigna Corporate Services, LLC								0	0	
00000	82-4991898	Cigna Corporation (A Delaware corporation and ultimate parent company)	2,751,000,000							0	2,751,000,000	
00000	00-0000000	Cigna Data Services (Shanghai) Company Limited								0	0	
00000	59-2600475	Cigna Dental Health Of California, Inc.	(13,000,000)				757,187			0	(12,242,813)	
11175	59-2675861	Cigna Dental Health Of Colorado, Inc.	(2,000,000)				(1,030,579)			0	(3,030,579)	
95380	59-2676987	Cigna Dental Health Of Delaware, Inc.					(17,587)			0	(17,587)	
52021	59-1611217	Cigna Dental Health Of Florida, Inc.	(7,000,000)				(4,218,546)			0	(11,218,546)	
00000	06-1351097	Cigna Dental Health of Illinois, Inc.								0	0	
52024	59-2625350	Cigna Dental Health Of Kansas, Inc.	(250,000)				(218,680)			0	(468,680)	
52108	59-2619589	Cigna Dental Health Of Kentucky, Inc.	(3,000,000)				(1,248,294)			0	(4,248,294)	
48119	20-2844020	Cigna Dental Health Of Maryland, Inc.	(2,750,000)				(1,038,381)			0	(3,788,381)	
11160	06-1582068	Cigna Dental Health Of Missouri, Inc.	(1,200,000)				(541,091)			0	(1,741,091)	
11167	59-2308062	Cigna Dental Health Of New Jersey, Inc.	(1,189,000)				(1,760,923)			0	(2,949,923)	
95179	56-1803464	Cigna Dental Health Of North Carolina, Inc.					(723,113)			0	(723,113)	
47805	59-2579774	Cigna Dental Health Of Ohio, Inc.	(2,500,000)				(994,312)			0	(3,494,312)	
47041	52-1220578	Cigna Dental Health Of Pennsylvania, Inc.					(735,138)			0	(2,635,138)	
95037	59-2676977	Cigna Dental Health Of Texas, Inc.	(9,000,000)				(4,861,215)			0	(13,861,215)	
52617	52-2188914	Cigna Dental Health Of Virginia, Inc.	(1,275,000)				(685,912)			0	(1,960,912)	
47013	86-0807222	Cigna Dental Health Plan Of Arizona, Inc.	(4,100,000)				997,877			0	(3,102,123)	
00000	59-2308055	Cigna Dental Health, Inc.	(14,836,000)				30,717,715			0	15,881,715	
00000	58-1136865	Cigna Direct Marketing Company, Inc.								0	0	
00000	98-1155943	Cigna Elmwood Holdings, SPRL								0	0	
00000	00-0000000	Cigna Europe Insurance Company S.A.-N.V.								0	0	
00000	00-0000000	Cigna European Services (UK) Limited								0	0	
00000	62-1724116	Cigna Federal Benefits, Inc.								0	0	
00000	51-0389196	Cigna Global Holdings, Inc.	(125,658,651)	140,200,000			(2,974)			0	14,538,375	
00000	68-0676638	Cigna Global Insurance Company Limited						(2,872,369)		0	(2,872,369)	
00000	98-0210110	Cigna Global Reinsurance Company, Ltd.	(9,951,000)				(44,833)	(34,390,801)		0	(44,386,634)	(112,104,769)
00000	00-0000000	Cigna Global Wellbeing Holdings Limited								0	0	
00000	00-0000000	Cigna Global Wellbeing Solutions Limited		14,878,125						0	14,878,125	
67369	59-1031071	Cigna Health and Life Insurance Company	(2,416,541,714)	(32,932,903)			179,323,782	46,099,615		0	(2,224,051,220)	74,029,664
00000	62-1312478	Cigna Health Corporation	(104,000,000)				73,675,384			0	(30,324,616)	
00000	23-1728483	Cigna Health Management, Inc.					31,866,134			0	31,866,134	
00000	00-0000000	Cigna Health Solution India Pvt. Ltd.								0	0	
00000	23-2741293	Cigna Healthcare Benefits, Inc.								0	0	
00000	84-0985843	Cigna Healthcare Holdings, Inc.								0	0	
95599	52-1404350	Cigna HealthCare Mid-Atlantic, Inc.								0	0	
95125	86-0334392	Cigna HealthCare of Arizona, Inc.		55,000,000			(21,810,391)	(161,470)		0	33,028,139	1,446,088

42.3

ANNUAL STATEMENT FOR THE YEAR 2021 OF THE CIGNA DENTAL HEALTH OF OHIO INC

**SCHEDULE Y**

**PART 2 - SUMMARY OF INSURER'S TRANSACTIONS WITH ANY AFFILIATES**

1	2	3	4	5	6	7	8	9	10	11	12	13
NAIC Company Code	ID Number	Names of Insurers and Parent, Subsidiaries or Affiliates	Shareholder Dividends	Capital Contributions	Purchases, Sales or Exchanges of Loans, Securities, Real Estate, Mortgage Loans or Other Investments	Income/ (Disbursements) Incurred in Connection with Guarantees or Undertakings for the Benefit of any Affiliate(s)	Management Agreements and Service Contracts	Income/ (Disbursements) Incurred Under Reinsurance Agreements	*	Any Other Material Activity Not in the Ordinary Course of the Insurer's Business	Totals	Reinsurance Recoverable/ (Payable) on Losses and/or Reserve Credit Taken/(Liability)
00000	95-3310115	Cigna HealthCare of California, Inc.	115,000,000				(31,264,931)	(3,873,957)		0	79,861,112	9,760,444
95604	84-1004500	Cigna HealthCare of Colorado, Inc.		8,000,000		(184,375)	(5,458,751)	(57,980)		0	2,298,894	36,222
95660	06-1141174	Cigna HealthCare of Connecticut, Inc.					(504,246)	(1,180)		0	(505,426)	737
95136	59-2089259	Cigna HealthCare of Florida, Inc.					(302,854)	(105,020)		0	(407,874)	65,610
96229	58-1641057	Cigna HealthCare of Georgia, Inc.		80,000,000		(28,750)	(47,078,135)	(32,996)		0	32,860,119	32,037
95602	36-3385638	Cigna HealthCare of Illinois, Inc.					(9,575,284)	(861,132)		0	(10,436,416)	1,667,959
95525	35-1679172	Cigna HealthCare of Indiana, Inc.					(8,779)	(1,360)		0	(10,139)	850
95477	01-0418220	Cigna HealthCare of Maine, Inc.								0	0	
95220	02-0402111	Cigna HealthCare of Massachusetts, Inc.								0	0	
95493	02-0387749	Cigna HealthCare of New Hampshire, Inc.					(9,686)			0	(9,686)	
95500	22-2720890	Cigna HealthCare of New Jersey, Inc.					(59,434)	(18,060)		0	(77,494)	11,283
95132	56-1479515	Cigna HealthCare of North Carolina, Inc.		45,000,000			(45,703,210)	(3,523,071)		0	(4,226,281)	3,175,435
95121	23-2301807	Cigna HealthCare of Pennsylvania, Inc.								0	0	
95708	06-1185590	Cigna HealthCare of South Carolina, Inc.		5,000,000			(10,785,098)	(4,380)		0	(5,789,478)	2,736
95635	36-3359925	Cigna HealthCare of St. Louis, Inc.		3,000,000			(4,641,382)	(46,580)		0	(1,687,962)	29,100
95606	62-1218053	Cigna HealthCare of Tennessee, Inc.					(1,994,406)			0	(1,994,406)	428,260
95383	74-2767437	Cigna HealthCare of Texas, Inc.	(15,000,000)				(4,108,008)	(149,259)		0	(19,257,267)	887,745
95518	62-1230908	Cigna HealthCare of Utah, Inc.								0	0	
00000	02-0495422	Cigna Healthcare, Inc.					25,983			0	25,983	
00000	00-0000000	Cigna HLA Technology Services Company Limited								0	0	
00000	06-1059331	Cigna Holding Company	135,609,651	(800,000,000)		213,125	(8,381)			0	(664,185,605)	
00000	23-3009279	Cigna Holdings Overseas, Inc.								0	0	
00000	06-1072796	Cigna Holdings, Inc.		(421,700,000)			(20,778)			0	(421,720,778)	
00000	00-0000000	Cigna Hong Kong Holdings Company Limited								0	0	
00000	27-1903785	Cigna Insurance Agency, LLC								0	0	
00000	00-0000000	Cigna Insurance Management Services (DIFC), Ltd.								0	0	
00000	00-0000000	Cigna Insurance Middle East S.A.L.					4,692,032			0	4,692,032	
00000	00-0000000	Cigna Insurance Public Company Limited								0	0	
00000	00-0000000	Cigna Insurance Services (Europe) Limited								0	0	
00000	23-2924152	Cigna Integratedcare, Inc.								0	0	
00000	51-0402128	Cigna Intellectual Property, Inc.								0	0	
00000	51-0111677	Cigna International Corporation, Inc.					(7,355,064)			0	(7,355,064)	
00000	52-0291385	Cigna International Finance, Inc.								0	0	
00000	00-0000000	Cigna International Health Services Kenya Limited								0	0	
00000	00-0000000	Cigna International Health Services Sdn. Bhd.								0	0	
00000	00-0000000	Cigna International Health Services, BVBA								0	0	
00000	30-0526216	Cigna International Health Services, LLC								0	0	

ANNUAL STATEMENT FOR THE YEAR 2021 OF THE CIGNA DENTAL HEALTH OF OHIO INC

**SCHEDULE Y**

**PART 2 - SUMMARY OF INSURER'S TRANSACTIONS WITH ANY AFFILIATES**

1	2	3	4	5	6	7	8	9	10	11	12	13
NAIC Company Code	ID Number	Names of Insurers and Parent, Subsidiaries or Affiliates	Shareholder Dividends	Capital Contributions	Purchases, Sales or Exchanges of Loans, Securities, Real Estate, Mortgage Loans or Other Investments	Income/ (Disbursements) Incurred in Connection with Guarantees or Undertakings for the Benefit of any Affiliate(s)	Management Agreements and Service Contracts	Income/ (Disbursements) Incurred Under Reinsurance Agreements	*	Any Other Material Activity Not in the Ordinary Course of the Insurer's Business	Totals	Reinsurance Recoverable/ (Payable) on Losses and/or Reserve Credit Taken/(Liability)
00000	00-0000000	Cigna International Marketing (Thailand) Limited								0	0	
00000	00-0000000	Cigna International Services Australia Pty Ltd.								0	0	
00000	23-2610178	Cigna International Services, Inc.								0	0	
00000	06-1095823	Cigna Investment Group, Inc.					(1,474)			0	(1,474)	
00000	06-0861092	Cigna Investments, Inc.					42,756,575			0	42,756,575	
00000	00-0000000	Cigna Korea Chusik Heosa (A/K/A Cigna Korea Company Limited)								0	0	
00000	98-1146864	Cigna Laurel Holdings, Ltd.								0	0	
00000	00-0000000	Cigna Legal Protection U.K. Ltd.								0	0	
00000	AA-1560515	Cigna Life Insurance Company of Canada					(5,533,063)			0	(5,533,063)	
00000	AA-1240009	Cigna Life Insurance Company of Europe S.A.-N.V.					737,104			0	737,104	
00000	00-0000000	Cigna Life Insurance New Zealand Limited								0	0	
00000	46-4110289	Cigna Linden Holdings, Inc.								0	0	
00000	98-1232512	Cigna Magnolia Holdings, Ltd.								0	0	
00000	23-2741294	Cigna Managed Care Benefits Company					23,852,335			0	23,852,335	
00000	89-3374500	Cigna Management Company LLC								0	0	
00000	98-1154657	Cigna Myrtle Holdings, Ltd.								0	0	
61727	34-0970995	Cigna National Health Insurance Company					(6,643,889)			0	(6,643,889)	
00000	00-0000000	Cigna Nederland Gamma B.V.								0	0	
00000	00-0000000	Cigna New Zealand Holdings Limited								0	0	
00000	00-0000000	Cigna Oak Holdings, Ltd.								0	0	
00000	98-1232443	Cigna Palmetto Holdings, Ltd.								0	0	
00000	46-4099800	Cigna Poplar Holdings, Inc.								0	0	
00000	06-1071502	Cigna RE Corporation								0	0	
00000	06-1567902	Cigna Resource Manager, Inc.								0	0	
00000	00-0000000	Cigna Sa?l?k Hayat ve Emeklilik A.?								0	0	
00000	00-0000000	Cigna Services Middle East FZE								0	0	
00000	00-0000000	Cigna Spruce Holdings GmbH								0	0	
00000	00-0000000	Cigna Taiwan Life Assurance Company Limited								0	0	2,383,992
00000	00-0000000	Cigna Teak Holdings, LLC								0	0	
00000	00-0000000	Cigna Turkey Danismanlik Hizmetleri, A.S (A/K/A Cigna Turkey Consultancy Services, A.S.)								0	0	
00000	83-1069280	Cigna Ventures, LLC	(35,000,000)	93,044,208						0	58,044,208	
00000	00-0000000	Cigna Walnut Holdings, Ltd.								0	0	
00000	00-0000000	Cigna Willow Holdings, Ltd.								0	0	
00000	00-0000000	Cigna Worldwide General Insurance Company Limited								0	0	
90859	23-2088429	Cigna Worldwide Insurance Company					141,909			0	141,909	6,162,940

425

ANNUAL STATEMENT FOR THE YEAR 2021 OF THE CIGNA DENTAL HEALTH OF OHIO INC

**SCHEDULE Y**

**PART 2 - SUMMARY OF INSURER'S TRANSACTIONS WITH ANY AFFILIATES**

1	2	3	4	5	6	7	8	9	10	11	12	13
NAIC Company Code	ID Number	Names of Insurers and Parent, Subsidiaries or Affiliates	Shareholder Dividends	Capital Contributions	Purchases, Sales or Exchanges of Loans, Securities, Real Estate, Mortgage Loans or Other Investments	Income/ (Disbursements) Incurred in Connection with Guarantees or Undertakings for the Benefit of any Affiliate(s)	Management Agreements and Service Contracts	Income/ (Disbursements) Incurred Under Reinsurance Agreements	*	Any Other Material Activity Not in the Ordinary Course of the Insurer's Business	Totals	Reinsurance Recoverable/ (Payable) on Losses and/or Reserve Credit Taken/(Liability)
00000	00-0000000	Cigna Worldwide Life Insurance Company Limited								0	0	
00000	00-0000000	Claims and Risk Services Limited								0	0	
00000	00-0000000	ManipalCigna Health Insurance Company Limited								0	0	
00000	84-1461840	Community Health Network, LLC								0	0	
00000	06-1252419	Connecticut General Benefit Payments, Inc.								0	0	
00000	06-0840391	Connecticut General Corporation	61,000,000	757,097,932						0	818,097,932	
62308	06-0303370	Connecticut General Life Insurance Company	(50,000,000)	4,999,446			(13,584,371)	75,513		0	(58,509,412)	(63,459)
00000	82-4936006	CPI-CII 9171 Wilshire JV LLC								0	0	
00000	27-3555688	CR Washington Street Investors LP								0	0	
00000	36-4369972	CuraScript, Inc.								0	0	
00000	86-1305728	Deco Apartments JV LLC								0	0	
00000	86-1334095	Deco Apartments Owner LLC								0	0	
00000	16-1526641	Diversified NY IPA, Inc.								0	0	
00000	41-1627938	Diversified Pharmaceutical Services, Inc.								0	0	
00000	27-3542089	Econdisc Contracting Solutions, LLC								0	0	
00000	00-0000000	Egyptian Emirates Administration Services SAE								0	0	
00000	00-0000000	ESI Canada								0	0	
00000	00-0000000	ESI GP Canada ULC								0	0	
00000	43-1925556	ESI GP Holdings, Inc.								0	0	
00000	00-0000000	ESI GP2 Canada ULC								0	0	
00000	74-2974964	ESI Mail Order Processing, Inc. (f/k/a NXI)								0	0	
00000	43-1867735	ESI Mail Pharmacy Service, Inc.								0	0	
00000	43-1925562	ESI Partnership								0	0	
00000	41-2006555	ESI Resources, Inc.								0	0	
00000	94-3107309	Evernorth Behavioral Health of California, Inc.					(52,095)			0	(52,095)	
00000	75-2751090	Evernorth Behavioral Health of Texas, Inc.					(173,017)			0	(173,017)	
00000	41-1648670	Evernorth Behavioral Health, Inc.	(29,000,000)				(396,059,713)			0	(425,059,713)	
00000	86-1465626	Evernorth Care Solutions, Inc.								0	0	
00000	32-0222252	Evernorth Direct Health, LLC					(7,424)			0	(7,424)	
00000	85-2732455	Evernorth Enterprise Services, Inc.								0	0	
00000	85-2759151	Evernorth Sales Operations, Inc.								0	0	
00000	85-2717903	Evernorth Strategic Development, Inc.								0	0	
00000	46-4676347	eviCore 1, LLC								0	0	
00000	62-1615395	eviCore healthcare MSI, LLC					(17,099)			0	(17,099)	
13918	27-3175443	Express Reinsurance Company								0	0	

42.6

ANNUAL STATEMENT FOR THE YEAR 2021 OF THE CIGNA DENTAL HEALTH OF OHIO INC

**SCHEDULE Y**

**PART 2 - SUMMARY OF INSURER'S TRANSACTIONS WITH ANY AFFILIATES**

1	2	3	4	5	6	7	8	9	10	11	12	13
NAIC Company Code	ID Number	Names of Insurers and Parent, Subsidiaries or Affiliates	Shareholder Dividends	Capital Contributions	Purchases, Sales or Exchanges of Loans, Securities, Real Estate, Mortgage Loans or Other Investments	Income/ (Disbursements) Incurred in Connection with Guarantees or Undertakings for the Benefit of any Affiliate(s)	Management Agreements and Service Contracts	Income/ (Disbursements) Incurred Under Reinsurance Agreements	*	Any Other Material Activity Not in the Ordinary Course of the Insurer's Business	Totals	Reinsurance Recoverable/ (Payable) on Losses and/or Reserve Credit Taken/(Liability)
00000	41-2063830	Express Scripts Administrators LLC								0	0	
00000	00-0000000	Express Scripts Canada Co.								0	0	
00000	43-1942542	Express Scripts Canada Holding Co.								0	0	
00000	27-1490640	Express Scripts Canada Holding, LLC								0	0	
00000	00-0000000	Express Scripts Canada Services								0	0	
00000	00-0000000	Express Scripts Canada Wholesale								0	0	
00000	84-5003423	Express Scripts Health Information Network Partners, Inc.								0	0	
00000	45-2884094	Evernorth Health, Inc.					(498,961)			0	(498,961)	
00000	20-5826948	Express Scripts Pharmaceutical Procurement, LLC								0	0	
00000	00-0000000	Express Scripts Pharmacy Atlantic, Ltd.								0	0	
00000	00-0000000	Express Scripts Pharmacy Central, Ltd.								0	0	
00000	00-0000000	Express Scripts Pharmacy Ontario, Ltd.								0	0	
00000	00-0000000	Express Scripts Pharmacy West, Ltd.								0	0	
00000	30-0789911	Express Scripts Pharmacy, Inc.								0	0	
00000	22-3114423	Express Scripts Sales Operations, Inc.								0	0	
00000	20-3126104	Express Scripts Senior Care Holdings, Inc.								0	0	
00000	20-3126075	Express Scripts Senior Care, Inc.								0	0	
00000	43-1832983	Express Scripts Services Co.								0	0	
00000	43-1869712	Express Scripts Specialty Distribution Services, Inc.								0	0	
00000	22-2230703	Express Scripts Strategic Development, Inc.								0	0	
00000	43-1869714	Express Scripts Utilization Management Company								0	0	
00000	43-1420563	Express Scripts, Inc.					146,897,802			0	146,897,802	
00000	00-0000000	FirstAssist Administration Limited								0	0	
00000	23-1914061	Former Cigna Investments, Inc.					(65,288)			0	(65,288)	
00000	02-0523249	Freco, Inc.								0	0	
00000	20-3229217	Freedom Service Company, LLC								0	0	
00000	00-0000000	Gillette Ridge Community Council, Inc.								0	0	
00000	20-3700105	Gillette Ridge Golf, LLC								0	0	
95388	93-1174749	Great-West Healthcare of Illinois, Inc.								0	0	
00000	00-0000000	GRG Acquisitions LLC			(93,469)					0	(93,469)	
00000	00-0000000	Grown Ups New Zealand Limited								0	0	
00000	76-0657035	GulfQuest, LP	3,000,000				425,063,496			0	428,063,496	
00000	87-3650143	Hartford Community Lender Holding LLC								0	0	
00000	87-3686301	Hartford Community Lender I LLC								0	0	
00000	52-2149519	Hazard Center Investment Company LLC								0	0	
00000	04-2992335	Healthbridge Reimbursement & Product Support, Inc.								0	0	
00000	26-2159005	Healthbridge, Inc.								0	0	

427

ANNUAL STATEMENT FOR THE YEAR 2021 OF THE CIGNA DENTAL HEALTH OF OHIO INC

**SCHEDULE Y**

**PART 2 - SUMMARY OF INSURER'S TRANSACTIONS WITH ANY AFFILIATES**

1	2	3	4	5	6	7	8	9	10	11	12	13
NAIC Company Code	ID Number	Names of Insurers and Parent, Subsidiaries or Affiliates	Shareholder Dividends	Capital Contributions	Purchases, Sales or Exchanges of Loans, Securities, Real Estate, Mortgage Loans or Other Investments	Income/ (Disbursements) Incurred in Connection with Guarantees or Undertakings for the Benefit of any Affiliate(s)	Management Agreements and Service Contracts	Income/ (Disbursements) Incurred Under Reinsurance Agreements	*	Any Other Material Activity Not in the Ordinary Course of the Insurer's Business	Totals	Reinsurance Recoverable/ (Payable) on Losses and/or Reserve Credit Taken/(Liability)
00000	46-2086778	Health-Lynx, LLC								0	0	
00000	06-1533555	Healthsource Benefits, Inc.								0	0	
00000	02-0467679	Healthsource Properties, Inc.								0	0	
00000	02-0387748	Healthsource, Inc.	(100,000,000)							0	(100,000,000)	
12902	20-8534298	HealthSpring Life & Health Insurance Company, Inc.	79,000,000				(753,233,064)			0	(674,233,064)	
00000	20-8647386	HealthSpring Management of America, LLC					153,209,750			0	153,209,750	
11532	65-1129599	HealthSpring of Florida, Inc.	13,000,000				(109,195,474)			0	(96,195,474)	
00000	26-2353772	HealthSpring Pharmacy of Tennessee, LLC								0	0	
00000	26-2353476	HealthSpring Pharmacy Services, LLC								0	0	
00000	72-1559530	HealthSpring USA, LLC					191,343,183			0	191,343,183	
00000	20-1821898	HealthSpring, Inc.					(2,334,711)			0	(2,334,711)	
00000	81-4139432	Heights at Bear Creek Venture LLC								0	0	
00000	20-4266628	Home Physicians Management, LLC								0	0	
00000	75-3108521	HouQuest, LLC								0	0	
00000	37-1708015	Houston Briar Forest Apartments Limited Partnership								0	0	
00000	95-4838551	Ideal Properties II LLC								0	0	
00000	35-2041388	IHN, Inc.					(1,719)			0	(1,719)	
00000	00-0000000	Independent Health Information Technology Services L.L.C.								0	0	
00000	82-1655179	Innovative Product Alignment, LLC								0	0	
00000	82-0658250	Inside RX, LLC								0	0	
00000	81-0425785	Intermountain Underwriters, Inc.					41,669			0	41,669	
00000	00-0000000	International Pharmaceutical Solutions, GmbH								0	0	
00000	84-3406799	JA Lofts Holdings, LLC								0	0	
00000	84-3395923	JA Lofts JV Limited Partnership								0	0	
00000	00-0000000	Kuwait Emirates Administration Services WLL								0	0	
00000	00-0000000	KDM (Thailand) Limited								0	0	
00000	20-8064696	Kronos Optimal Health Company					64,041			0	64,041	
00000	47-5292506	L&C Investments, LLC								0	0	
00000	47-4375626	Lakehills CM-CG LLC								0	0	
00000	00-0000000	LINA Financial Service								0	0	
00000	00-0000000	LINA Life Insurance Company of Korea								0	0	11,983,667
65722	63-0343428	Loyal American Life Insurance Company		(35,000,000)			(54,795,787)			0	(89,795,787)	
00000	58-2593075	Lynnfield Compounding Center, Inc.								0	0	
00000	04-3546044	Lynnfield Drug, Inc.								0	0	
00000	27-1506930	MAH Pharmacy, LLC								0	0	
00000	80-0908244	Mallory Square Partners I, LLC								0	0	
00000	88-0241365	Managed Care Consultants, Inc.								0	0	
00000	51-0500147	Matrix GPO, LLC								0	0	
00000	59-3720653	Matrix Healthcare Services, Inc.								0	0	

ANNUAL STATEMENT FOR THE YEAR 2021 OF THE CIGNA DENTAL HEALTH OF OHIO INC

**SCHEDULE Y**

**PART 2 - SUMMARY OF INSURER'S TRANSACTIONS WITH ANY AFFILIATES**

1	2	3	4	5	6	7	8	9	10	11	12	13
NAIC Company Code	ID Number	Names of Insurers and Parent, Subsidiaries or Affiliates	Shareholder Dividends	Capital Contributions	Purchases, Sales or Exchanges of Loans, Securities, Real Estate, Mortgage Loans or Other Investments	Income/ (Disbursements) Incurred in Connection with Guarantees or Undertakings for the Benefit of any Affiliate(s)	Management Agreements and Service Contracts	Income/ (Disbursements) Incurred Under Reinsurance Agreements	*	Any Other Material Activity Not in the Ordinary Course of the Insurer's Business	Totals	Reinsurance Recoverable/ (Payable) on Losses and/or Reserve Credit Taken/(Liability)
00000	06-1346406	MCC Independent Practice Association of New York, Inc.								0	0	
00000	45-4937055	MDLive, Inc.								0	0	
00000	00-0000000	MDLive LLC								0	0	
00000	00-0000000	MDLivevisit, LLC								0	0	
00000	00-0000000	MDLive Provider Services, LLC								0	0	
34720	13-3506395	Medco Containment Insurance Company of NY										
63762	42-1425239	Medco Containment Life Insurance Company	(26,800,000)				(9,066,928)			0	(9,066,928)	
00000	27-3709630	Medco Europe II, LLC					(155,936,311)			0	(182,736,311)	
00000	46-2166374	Medco Europe, LLC								0	0	
00000	84-5017653	Medco Health Information Network Partners, Inc.								0	0	
00000	81-0616525	Medco Health Puerto Rico, LLC								0	0	
00000	26-3544786	Medco Health Services, Inc.								0	0	
00000	22-3461740	Medco Health Solutions, Inc.	26,800,000							0	26,800,000	
00000	88-0334401	Mediversal, Inc.								0	0	
00000	27-3801345	MedSolutions Holdings, Inc.								0	0	
00000	87-2810715	Montclair 11 Pine Operating Company LLC								0	0	
00000	87-2810715	Montclair 11 Pine Urban Renewal LLC								0	0	
00000	87-2772585	Montclair Residences JV LLC								0	0	
00000	32-0071543	MSI Health Organization of Texas, Inc.								0	0	
00000	27-5492993	MSI HT, LLC								0	0	
00000	27-5493148	MSI LT, LLC								0	0	
00000	27-5493321	MSI SAR-GW, LLC								0	0	
00000	86-1090522	MSIAZ I, LLC								0	0	
00000	20-1749733	MSICA I, LLC								0	0	
00000	20-1222347	MSICO I, LLC								0	0	
00000	55-0840800	MSIFL, LLC								0	0	
00000	26-0181185	MSIMD I, LLC								0	0	
00000	74-3122235	MSINC I, LLC								0	0	
00000	11-3715243	MSINH II, LLC								0	0	
00000	03-0524694	MSINH, LLC								0	0	
00000	20-1749446	MSINJ I, LLC								0	0	
00000	20-1761914	MSINV I, LLC								0	0	
00000	55-0840806	MSISC II, LLC								0	0	
00000	26-0336736	MSIVT I, LLC								0	0	
00000	20-2536458	MSIWA, LLC								0	0	
00000	36-4833284	MyM Technology Services, LLC								0	0	
00000	82-1350878	myMatrixx Holdings, LLC								0	0	
00000	46-2589799	myMatrixx-B, LLC								0	0	
00000	00-0000000	NAS Administrative Services Company LLC								0	0	
00000	00-0000000	NAS Neuron Health Services, L.L.C.								0	0	
00000	00-0000000	NAS United SPV								0	0	

ANNUAL STATEMENT FOR THE YEAR 2021 OF THE CIGNA DENTAL HEALTH OF OHIO INC

**SCHEDULE Y**

**PART 2 - SUMMARY OF INSURER'S TRANSACTIONS WITH ANY AFFILIATES**

1	2	3	4	5	6	7	8	9	10	11	12	13
NAIC Company Code	ID Number	Names of Insurers and Parent, Subsidiaries or Affiliates	Shareholder Dividends	Capital Contributions	Purchases, Sales or Exchanges of Loans, Securities, Real Estate, Mortgage Loans or Other Investments	Income/ (Disbursements) Incurred in Connection with Guarantees or Undertakings for the Benefit of any Affiliate(s)	Management Agreements and Service Contracts	Income/ (Disbursements) Incurred Under Reinsurance Agreements	*	Any Other Material Activity Not in the Ordinary Course of the Insurer's Business	Totals	Reinsurance Recoverable/ (Payable) on Losses and/or Reserve Credit Taken/(Liability)
00000	00-0000000	Neuron LLC								0	0	
00000	52-1929677	NewQuest Management Northeast, LLC					160,583,978			0	160,583,978	
00000	33-1033586	NewQuest Management of Alabama, LLC		40,000,000			270,639,430			0	310,639,430	
00000	20-4954206	NewQuest Management of Florida, LLC	25,000,000				89,260,876			0	114,260,876	
00000	77-0632665	NewQuest Management of Illinois, LLC					30,486,063			0	30,486,063	
00000	45-0633893	NewQuest Management of West Virginia, LLC								0	0	
00000	76-0628370	NewQuest, LLC	(121,500,000)	(55,000,000)			(832,388)			0	(177,332,388)	
00000	82-5244890	Octave Health Group, Inc.								0	0	
00000	91-1599329	Olympic Health Management Services, Inc.								0	0	
00000	91-1500758	Olympic Health Management Systems, Inc.								0	0	
00000	00-0000000	OnePath Life (NZ) Limited								0	0	
00000	80-0818758	Patient Provider Alliance, Inc.								0	0	
00000	35-1927379	Priority Healthcare Corporation								0	0	
00000	59-3761140	Priority Healthcare Distribution, Inc.								0	0	
67903	23-1335885	Provident American Life & Health Insurance Company					(195,246)			0	(195,246)	
00000	00-0000000	PT GAR Indonesia								0	0	
00000	AA-5360003	PT Asuransi Cigna								0	0	
00000	45-5046449	PUR Arbors Apartments Venture LLC								0	0	
00000	46-1801639	QualCare Management Resources Limited Liability Company					(270)			0	(270)	
00000	00-0000000	Quallent Pharmaceuticals Holdings LP								0	0	
00000	00-0000000	Quallent Pharmaceuticals Health LLC								0	0	
00000	45-5569416	QPID Health, LLC								0	0	
00000	00-0000000	RHP (Thailand) Limited								0	0	
00000	83-1460134	Rise-CG Capitol Hill, LP								0	0	
00000	84-3254168	Rise-CG JA Lofts Limited Partnership								0	0	
00000	35-1641636	Sagamore Health Network, Inc.					973,115			0	973,115	
00000	46-3593103	SB-SNH LLC								0	0	
00000	95-2876207	Seco Properties, LP								0	0	
00000	82-1732483	SOMA Apartments Venture LLC								0	0	
00000	82-4405071	Specialty Products Acquisitions, LLC								0	0	
00000	61-1317695	SpectraCare Health Care Ventures, Inc.								0	0	
00000	61-1147068	SpectraCare, Inc.								0	0	
77399	13-1867829	Sterling Life Insurance Company	(9,211,053)	(788,947)			(2,017,272)			0	(12,017,272)	
00000	47-2658932	Strategic Pharmaceutical Investments, LLC								0	0	
00000	00-0000000	SureScripts, LLC								0	0	
00000	87-0903685	Swedesford Road Apartments, LLC								0	0	
00000	22-3474888	Systemed, LLC								0	0	
00000	23-3074013	Tel-Drug of Pennsylvania, LLC					(354)			0	(354)	
00000	46-0427127	Tel-Drug, Inc.	(45,000,000)				(5,948)			0	(45,005,948)	
00000	00-0000000	Temple Insurance Company Limited					(37,664)			0	(37,664)	

42.10

ANNUAL STATEMENT FOR THE YEAR 2021 OF THE CIGNA DENTAL HEALTH OF OHIO INC

**SCHEDULE Y**

**PART 2 - SUMMARY OF INSURER'S TRANSACTIONS WITH ANY AFFILIATES**

1	2	3	4	5	6	7	8	9	10	11	12	13
NAIC Company Code	ID Number	Names of Insurers and Parent, Subsidiaries or Affiliates	Shareholder Dividends	Capital Contributions	Purchases, Sales or Exchanges of Loans, Securities, Real Estate, Mortgage Loans or Other Investments	Income/ (Disbursements) Incurred in Connection with Guarantees or Undertakings for the Benefit of any Affiliate(s)	Management Agreements and Service Contracts	Income/ (Disbursements) Incurred Under Reinsurance Agreements	*	Any Other Material Activity Not in the Ordinary Course of the Insurer's Business	Totals	Reinsurance Recoverable/ (Payable) on Losses and/or Reserve Credit Taken/(Liability)
00000	20-5524622	Tennessee Quest, LLC	1,500,000							0	1,500,000	
00000	75-3108527	TexQuest, LLC								0	0	
00000	85-1955731	The Flats at Interbay Holdings, LLC								0	0	
00000	85-1955075	The Flats at Interbay JV Limited Partnership								0	0	
00000	85-1962013	The Flats at Interbay Limited Partnership								0	0	
00000	46-5264463	Trainer Rx, Inc.								0	0	
00000	00-0000000	Transwestern Federal, L.L.C.								0	0	
00000	00-0000000	Transwestern Federal Holdings, L.L.C.								0	0	
65269	75-2305400	United Benefit Life Insurance Company					(26,634)			0	(26,634)	
00000	88-0344624	Universal Claims Administration								0	0	
00000	98-0463704	Vielife Services, Inc.								0	0	
00000	00-0000000	Verity Solutions Group, Inc.	(20,000,000)							0	(20,000,000)	
00000	00-0000000	Westcore CG AC, LLC								0	0	
00000	84-3178563	Westcore CG Camelback, LLC								0	0	
00000	84-3178563	Westcore CG Cedar Port, LLC								0	0	
00000	00-0000000	Westcore CG Commerce, LLC								0	0	
00000	84-3178563	Westcore CG Dove Valley I, LLC								0	0	
00000	84-3178563	Westcore CG Dove Valley II, LLC								0	0	
00000	84-3178563	Westcore CG Fountain Lakes, LLC								0	0	
00000	84-3178563	Westcore CG Gateway, LLC								0	0	
00000	84-3178563	Westcore CG I-35, LLC								0	0	
00000	84-3178563	Westcore CG Mezz, LLC								0	0	
00000	84-3178563	Westcore CG Navy, LLC								0	0	
00000	84-3178563	Westcore CG Potomac Park, LLC								0	0	
00000	84-3178563	Westcore CG Solano, LLC								0	0	
00000	84-3178563	Westcore CG Susana, LLC								0	0	
00000	00-0000000	Westcore CG Venture, LLC								0	0	
00000	87-3624928	Westcore CG Venture II, LLC								0	0	
00000	87-3624928	Westcore CG II AC, LLC								0	0	
00000	87-3624928	Westcore CG II Park 225, LLC								0	0	
00000	85-3567364	Westcore Realty CG Avondale, LLC								0	0	
00000	00-0000000	Willow DSP LLC								0	0	
00000	00-0000000	YCFM Servicos LTDA								0	0	
9999999	Control Totals		0	0	0	0	0	0	XXX	0	0	0

42.11



ANNUAL STATEMENT FOR THE YEAR 2021 OF THE CIGNA DENTAL HEALTH OF OHIO INC

**SCHEDULE Y**

**PART 3 - ULTIMATE CONTROLLING PARTY AND LISTING OF OTHER U.S. INSURANCE GROUPS OR ENTITIES UNDER THAT ULTIMATE CONTROLLING PARTY'S CONTROL**

1 Insurers in Holding Company	2 Owners with Greater Than 10% Ownership	3 Ownership Percentage Column 2 of Column 1	4 Granted Disclaimer of Control/ Affiliation of Column 2 Over Column 1 (Yes/No)	5 Ultimate Controlling Party	6 U.S. Insurance Groups or Entities Controlled by Column 5	7 Ownership Percentage (Column 5 of Column 6)	8 Granted Disclaimer of Control/ Affiliation of Column 5 Over Column 6 (Yes/No)
NewQuest, LLC .....	100.000 .....			Cigna Group .....	100.000 .....		
NewQuest, LLC .....	100.000 .....			Cigna Group .....	100.000 .....		
Cigna Health and Life Insurance Company .....	100.000 .....			Cigna Group .....	100.000 .....		
Medco Health Solutions, Inc. ....	100.000 .....			Cigna Group .....	100.000 .....		
Medco Health Solutions, Inc. ....	100.000 .....			Cigna Group .....	100.000 .....		
Cigna National Health Insurance Company .....	100.000 .....			Cigna Group .....	100.000 .....		
Cigna Health and Life Insurance Company .....	100.000 .....			Cigna Group .....	100.000 .....		
Provident American Life and Health Insurance Company .....	100.000 .....			Cigna Group .....	100.000 .....		

ANNUAL STATEMENT FOR THE YEAR 2021 OF THE CIGNA DENTAL HEALTH OF OHIO INC  
**SUPPLEMENTAL EXHIBITS AND SCHEDULES INTERROGATORIES**










The following supplemental reports are required to be filed as part of your statement filing unless specifically waived by the domiciliary state. However, in the event that your domiciliary state waives the filing requirement, your response of WAIVED to the specific interrogatory will be accepted in lieu of filing a "NONE" report and a bar code will be printed below. If the supplement is required of your company but is not being filed for whatever reason enter SEE EXPLANATION and provide an explanation following the interrogatory questions.

	Responses
<b>MARCH FILING</b>	
1. Will the Supplemental Compensation Exhibit be filed with the state of domicile by March 1? .....	YES
2. Will an actuarial opinion be filed by March 1? .....	YES
3. Will the confidential Risk-based Capital Report be filed with the NAIC by March 1?.....	YES
4. Will the confidential Risk-based Capital Report be filed with the state of domicile, if required, by March 1?.....	YES
<b>APRIL FILING</b>	
5. Will Management's Discussion and Analysis be filed by April 1? .....	YES
6. Will the Supplemental Investment Risks Interrogatories be filed by April 1? .....	YES
7. Will the Accident and Health Policy Experience Exhibit be filed by April 1? .....	YES
<b>JUNE FILING</b>	
8. Will an audited financial report be filed by June 1? .....	YES
9. Will Accountant's Letter of Qualifications be filed with the state of domicile and electronically with the NAIC by June 1? .....	YES

The following supplemental reports are required to be filed as part of your annual statement filing **if your company is engaged in the type of business covered by the supplement. However, in the event that your company does not transact the type of business for which the special report must be filed, your response of NO to the specific interrogatory will be accepted in lieu of filing a "NONE" report and a bar code will be printed below.** If the supplement is required of your company but is not being filed for whatever reason enter SEE EXPLANATION and provide an explanation following the interrogatory questions.

<b>MARCH FILING</b>	
10. Will the Medicare Supplement Insurance Experience Exhibit be filed with the state of domicile and the NAIC by March 1? .....	NO
11. Will the Supplemental Life data due March 1 be filed with the state of domicile and the NAIC? .....	NO
12. Will Schedule SIS (Stockholder Information Supplement) be filed with the state of domicile by March 1?.....	NO
13. Will the actuarial opinion on participating and non-participating policies as required in Interrogatories 1 and 2 on Exhibit 5 to Life Supplement be filed with the state of domicile and electronically with the NAIC by March 1?.....	NO
14. Will the actuarial opinion on non-guaranteed elements as required in Interrogatory 3 to Exhibit 5 to Life Supplement be filed with the state of domicile and electronically with the NAIC by March 1?.....	NO
15. Will the Medicare Part D Coverage Supplement be filed with the state of domicile and the NAIC by March 1?.....	NO
16. Will an approval from the reporting entity's state of domicile for relief related to the five-year rotation requirement for lead audit partner be filed electronically with the NAIC by March 1? .....	NO
17. Will an approval from the reporting entity's state of domicile for relief related to the one-year cooling off period for independent CPA be filed electronically with the NAIC by March 1? .....	NO
18. Will an approval from the reporting entity's state of domicile for relief related to the Requirements for Audit Committees be filed electronically with the NAIC by March 1? .....	NO
<b>APRIL FILING</b>	
19. Will the Long-Term Care Experience Reporting Forms be filed with the state of domicile and the NAIC by April 1? .....	NO
20. Will the Supplemental Life data due April 1 be filed with the state of domicile and the NAIC? .....	NO
21. Will the Supplemental Health Care Exhibit (Parts 1, 2 and 3) be filed with the state of domicile and the NAIC by April 1? .....	YES
22. Will the regulator only (non-public) Supplemental Health Care Exhibit's Expense Allocation Report be filed with the state of domicile and the NAIC by April 1? .....	YES
23. Will the Life, Health & Annuity Guaranty Association Assessable Premium Exhibit - Parts 1 and 2 be filed with the state of domicile and the NAIC by April 1? .....	YES

<b>AUGUST FILING</b>	
24. Will Management's Report of Internal Control Over Financial Reporting be filed with the state of domicile by August 1? .....	NO
Explanations:	
10. Not applicable to our business	
11. Not applicable to our business	
12. Not applicable to our business	
13. Not applicable to our business	
14. Not applicable to our business	
15. Not applicable to our business	
16. Not applicable to our business	
17. Not applicable to our business	
18. Not applicable to our business	
19. Not applicable to our business	
20. Not applicable to our business	
24. Not applicable to our business	

Bar Codes:	
10. Medicare Supplement Insurance Experience Exhibit [Document Identifier 360]	
11. Life Supplement [Document Identifier 205]	
12. SIS Stockholder Information Supplement [Document Identifier 420]	
13. Participating Opinion for Exhibit 5 [Document Identifier 371]	
14. Non-Guaranteed Opinion for Exhibit 5 [Document Identifier 370]	
15. Medicare Part D Coverage Supplement [Document Identifier 365]	
16. Relief from the five-year rotation requirement for lead audit partner [Document Identifier 224]	
17. Relief from the one-year cooling off period for independent CPA [Document Identifier 225]	
18. Relief from the Requirements for Audit Committees [Document Identifier 226]	

**SUPPLEMENTAL EXHIBITS AND SCHEDULES INTERROGATORIES**

19. Long-Term Care Experience Reporting Forms [Document Identifier 306]



20. Life Supplement [Document Identifier 211]



24. Management's Report of Internal Control Over Financial Reporting [Document Identifier 223]

