



PROPERTY AND CASUALTY COMPANIES - ASSOCIATION EDITION

ANNUAL STATEMENT

FOR THE YEAR ENDED DECEMBER 31, 2021
OF THE CONDITION AND AFFAIRS OF THE

American Modern Property and Casualty Insurance Company

NAIC Group Code 0361 (Current) 0361 (Prior) NAIC Company Code 42722 Employer's ID Number 43-1262602

Organized under the Laws of Ohio, State of Domicile or Port of Entry OH
Country of Domicile United States of America

Incorporated/Organized 05/12/1982 Commenced Business 08/02/1982

Statutory Home Office 7000 Midland Blvd, Amelia, OH, US 45102-2607
(Street and Number) (City or Town, State, Country and Zip Code)

Main Administrative Office 7000 Midland Blvd, Amelia, OH, US 45102-2607
(Street and Number) (City or Town, State, Country and Zip Code)
800-543-2644-6232 (Area Code) (Telephone Number)

Mail Address P.O. Box 5323, Cincinnati, OH, US 45201-5323
(Street and Number or P.O. Box) (City or Town, State, Country and Zip Code)

Primary Location of Books and Records 7000 Midland Blvd, Amelia, OH, US 45102-2607
(Street and Number) (City or Town, State, Country and Zip Code)
800-543-2644-6232 (Area Code) (Telephone Number)

Internet Website Address www.amig.com

Statutory Statement Contact Sandra Kaye Anglin-Caldwell, 800-543-2644-6232
(Name) (Area Code) (Telephone Number)
sanglin-caldwell@amig.com, 513-947-4560
(E-mail Address) (FAX Number)

OFFICERS

Chairman of the Board Anthony Joseph Kuczinski SVP / CFO René Gobonya
President / CEO Andreas Matthias Kleiner VP / Treasurer Scott Christopher Vess

OTHER

Charles Schuster Griffith III, SVP / Secretary

DIRECTORS OR TRUSTEES

Anthony Joseph Kuczinski Oliver Jurgen Horbelt Lisa Anne Pollina #
Elizabeth Ann Levy-Navarro # Alice Chamberlayne Hill René Gobonya
Andreas Matthias Kleiner Richard Leonard Alleyne #

State of Ohio SS
County of Clermont

The officers of this reporting entity being duly sworn, each depose and say that they are the described officers of said reporting entity, and that on the reporting period stated above, all of the herein described assets were the absolute property of the said reporting entity, free and clear from any liens or claims thereon, except as herein stated, and that this statement, together with related exhibits, schedules and explanations therein contained, annexed or referred to, is a full and true statement of all the assets and liabilities and of the condition and affairs of the said reporting entity as of the reporting period stated above, and of its income and deductions therefrom for the period ended, and have been completed in accordance with the NAIC Annual Statement Instructions and Accounting Practices and Procedures manual except to the extent that: (1) state law may differ; or, (2) that state rules or regulations require differences in reporting not related to accounting practices and procedures, according to the best of their information, knowledge and belief, respectively. Furthermore, the scope of this attestation by the described officers also includes the related corresponding electronic filing with the NAIC, when required, that is an exact copy (except for formatting differences due to electronic filing) of the enclosed statement. The electronic filing may be requested by various regulators in lieu of or in addition to the enclosed statement.

Andreas Matthias Kleiner
President / CEO

René Gobonya
SVP / CFO

Charles Schuster Griffith III
SVP / Secretary

Subscribed and sworn to before me this
day of

- a. Is this an original filing? Yes [X] No []
b. If no,
1. State the amendment number.....
2. Date filed
3. Number of pages attached.....



ANNUAL STATEMENT FOR THE YEAR 2021 OF THE American Modern Property and Casualty Insurance Company

EXHIBIT OF PREMIUMS AND LOSSES (Statutory Page 14)

NAIC Group Code 0361

BUSINESS IN THE STATE OF Alabama

DURING THE YEAR 2021

NAIC Company Code 42722

Table with 12 columns: Line of Business, Direct Premiums Written, Direct Premiums Earned, Dividends Paid or Credited to Policyholders on Direct Business, Direct Unearned Premium Reserves, Direct Losses Paid (deducting salvage), Direct Losses Incurred, Direct Losses Unpaid, Direct Defense and Cost Containment Expense Paid, Direct Defense and Cost Containment Expense Incurred, Direct Defense and Cost Containment Expense Unpaid, Commissions and Brokerage Expenses, Taxes, Licenses and Fees. Rows include various insurance categories like Fire, Multiple peril, Flood, etc., and a TOTALS row.

(a) Finance and service charges not included in Lines 1 to 35 \$ 32,011

(b) For health business on indicated lines report: Number of persons insured under PPO managed care products 0 and number of persons insured under indemnity only products 0

19AL



ANNUAL STATEMENT FOR THE YEAR 2021 OF THE American Modern Property and Casualty Insurance Company

EXHIBIT OF PREMIUMS AND LOSSES (Statutory Page 14)

NAIC Group Code 0361

BUSINESS IN THE STATE OF Alaska

DURING THE YEAR 2021

NAIC Company Code 42722

Table with 12 columns: Line of Business, Direct Premiums Written, Direct Premiums Earned, Dividends Paid or Credited to Policyholders on Direct Business, Direct Unearned Premium Reserves, Direct Losses Paid (deducting salvage), Direct Losses Incurred, Direct Losses Unpaid, Direct Defense and Cost Containment Expense Paid, Direct Defense and Cost Containment Expense Incurred, Direct Defense and Cost Containment Expense Unpaid, Commissions and Brokerage Expenses, Taxes, Licenses and Fees. Rows include Fire, Allied lines, Multiple peril crop, Federal flood, Private crop, Private flood, Farmowners multiple peril, Homeowners multiple peril, Commercial multiple peril (non-liability portion), Commercial multiple peril (liability portion), Mortgage guaranty, Ocean marine, Inland marine, Financial guaranty, Medical professional liability, Earthquake, Group accident and health (b), Credit accident and health (group and individual), Collectively renewable accident and health (b), Non-cancelable accident and health(b), Guaranteed renewable accident and health(b), Non-renewable for stated reasons only (b), Other accident only, Medicare Title XVIII exempt from state taxes or fees, All other accident and health (b), Federal employees health benefits plan premium (b), Workers' compensation, Other Liability - occurrence, Other Liability - claims made, Excess workers' compensation, Products liability, Private passenger auto no-fault (personal injury protection), Other private passenger auto liability, Commercial auto no-fault (personal injury protection), Other commercial auto liability, Private passenger auto physical damage, Commercial auto physical damage, Aircraft (all perils), Fidelity, Surety, Burglary and theft, Boiler and machinery, Credit, International, Warranty, Aggregate write-ins for other lines of business, TOTALS (a), DETAILS OF WRITE-INS, 3401, 3402, 3403, 3498, 3499.

(a) Finance and service charges not included in Lines 1 to 35 \$732

(b) For health business on indicated lines report: Number of persons insured under PPO managed care products0 and number of persons insured under indemnity only products0 .

19AK



ANNUAL STATEMENT FOR THE YEAR 2021 OF THE American Modern Property and Casualty Insurance Company

EXHIBIT OF PREMIUMS AND LOSSES (Statutory Page 14)

NAIC Group Code 0361

BUSINESS IN THE STATE OF Arizona

DURING THE YEAR 2021

NAIC Company Code 42722

Table with 12 columns: Line of Business, Direct Premiums Written, Direct Premiums Earned, Dividends Paid or Credited to Policyholders on Direct Business, Direct Unearned Premium Reserves, Direct Losses Paid (deducting salvage), Direct Losses Incurred, Direct Losses Unpaid, Direct Defense and Cost Containment Expense Paid, Direct Defense and Cost Containment Expense Incurred, Direct Defense and Cost Containment Expense Unpaid, Commissions and Brokerage Expenses, Taxes, Licenses and Fees. Rows include Fire, Allied lines, Multiple peril crop, Federal flood, Private crop, Private flood, Farmowners multiple peril, Homeowners multiple peril, Commercial multiple peril (non-liability portion), Commercial multiple peril (liability portion), Mortgage guaranty, Ocean marine, Inland marine, Financial guaranty, Medical professional liability, Earthquake, Group accident and health (b), Credit accident and health (group and individual), Collectively renewable accident and health (b), Non-cancelable accident and health(b), Guaranteed renewable accident and health(b), Non-renewable for stated reasons only (b), Other accident only, Medicare Title XVIII exempt from state taxes or fees, All other accident and health (b), Federal employees health benefits plan premium (b), Workers' compensation, Other Liability - occurrence, Other Liability - claims made, Excess workers' compensation, Products liability, Private passenger auto no-fault (personal injury protection), Other private passenger auto liability, Commercial auto no-fault (personal injury protection), Other commercial auto liability, Private passenger auto physical damage, Commercial auto physical damage, Aircraft (all perils), Fidelity, Surety, Burglary and theft, Boiler and machinery, Credit, International, Warranty, Aggregate write-ins for other lines of business, TOTALS (a), DETAILS OF WRITE-INS (3401-3403, 3498, 3499).

(a) Finance and service charges not included in Lines 1 to 35 \$.81,605

(b) For health business on indicated lines report: Number of persons insured under PPO managed care products 0 and number of persons insured under indemnity only products 0

19AZ



ANNUAL STATEMENT FOR THE YEAR 2021 OF THE American Modern Property and Casualty Insurance Company

EXHIBIT OF PREMIUMS AND LOSSES (Statutory Page 14)

NAIC Group Code 0361

BUSINESS IN THE STATE OF Arkansas

DURING THE YEAR 2021

NAIC Company Code 42722

Table with 12 columns: Line of Business, Direct Premiums Written, Direct Premiums Earned, Dividends Paid or Credited to Policyholders on Direct Business, Direct Unearned Premium Reserves, Direct Losses Paid (deducting salvage), Direct Losses Incurred, Direct Losses Unpaid, Direct Defense and Cost Containment Expense Paid, Direct Defense and Cost Containment Expense Incurred, Direct Defense and Cost Containment Expense Unpaid, Commissions and Brokerage Expenses, Taxes, Licenses and Fees. Rows include various insurance categories like Fire, Multiple peril, Flood, etc., and a TOTALS row.

(a) Finance and service charges not included in Lines 1 to 35 \$.61,540

(b) For health business on indicated lines report: Number of persons insured under PPO managed care products 0 and number of persons insured under indemnity only products 0

19 AR



ANNUAL STATEMENT FOR THE YEAR 2021 OF THE American Modern Property and Casualty Insurance Company

EXHIBIT OF PREMIUMS AND LOSSES (Statutory Page 14)

NAIC Group Code 0361

BUSINESS IN THE STATE OF California

DURING THE YEAR 2021

NAIC Company Code 42722

Table with 12 columns: Line of Business, Direct Premiums Written, Direct Premiums Earned, Dividends Paid or Credited to Policyholders on Direct Business, Direct Unearned Premium Reserves, Direct Losses Paid (deducting salvage), Direct Losses Incurred, Direct Losses Unpaid, Direct Defense and Cost Containment Expense Paid, Direct Defense and Cost Containment Expense Incurred, Direct Defense and Cost Containment Expense Unpaid, Commissions and Brokerage Expenses, Taxes, Licenses and Fees. Rows include Fire, Allied lines, Multiple peril crop, Federal flood, Private crop, Private flood, Farmowners multiple peril, Homeowners multiple peril, Commercial multiple peril (non-liability portion), Commercial multiple peril (liability portion), Mortgage guaranty, Ocean marine, Inland marine, Financial guaranty, Medical professional liability, Earthquake, Group accident and health (b), Credit accident and health (group and individual), Collectively renewable accident and health (b), Non-cancelable accident and health(b), Guaranteed renewable accident and health(b), Non-renewable for stated reasons only (b), Other accident only, Medicare Title XVIII exempt from state taxes or fees, All other accident and health (b), Federal employees health benefits plan premium (b), Workers' compensation, Other Liability - occurrence, Other Liability - claims made, Excess workers' compensation, Products liability, Private passenger auto no-fault (personal injury protection), Other private passenger auto liability, Commercial auto no-fault (personal injury protection), Other commercial auto liability, Private passenger auto physical damage, Commercial auto physical damage, Aircraft (all perils), Fidelity, Surety, Burglary and theft, Boiler and machinery, Credit, International, Warranty, Aggregate write-ins for other lines of business, TOTALS (a), DETAILS OF WRITE-INS, 3401, 3402, 3403, 3498, 3499.

(a) Finance and service charges not included in Lines 1 to 35 \$ 350,211

(b) For health business on indicated lines report: Number of persons insured under PPO managed care products 0 and number of persons insured under indemnity only products 0

19 CA



ANNUAL STATEMENT FOR THE YEAR 2021 OF THE American Modern Property and Casualty Insurance Company

EXHIBIT OF PREMIUMS AND LOSSES (Statutory Page 14)

NAIC Group Code 0361

BUSINESS IN THE STATE OF Colorado

DURING THE YEAR 2021

NAIC Company Code 42722

Table with 12 columns: Line of Business, Direct Premiums Written, Direct Premiums Earned, Dividends Paid or Credited to Policyholders on Direct Business, Direct Unearned Premium Reserves, Direct Losses Paid (deducting salvage), Direct Losses Incurred, Direct Losses Unpaid, Direct Defense and Cost Containment Expense Paid, Direct Defense and Cost Containment Expense Incurred, Direct Defense and Cost Containment Expense Unpaid, Commissions and Brokerage Expenses, Taxes, Licenses and Fees. Rows include Fire, Allied lines, Multiple peril crop, Federal flood, Private crop, Private flood, Farmowners multiple peril, Homeowners multiple peril, Commercial multiple peril (non-liability portion), Commercial multiple peril (liability portion), Mortgage guaranty, Ocean marine, Inland marine, Financial guaranty, Medical professional liability, Earthquake, Group accident and health (b), Credit accident and health (group and individual), Collectively renewable accident and health (b), Non-cancelable accident and health(b), Guaranteed renewable accident and health(b), Non-renewable for stated reasons only (b), Other accident only, Medicare Title XVIII exempt from state taxes or fees, All other accident and health (b), Federal employees health benefits plan premium (b), Workers' compensation, Other Liability - occurrence, Other Liability - claims made, Excess workers' compensation, Products liability, Private passenger auto no-fault (personal injury protection), Other private passenger auto liability, Commercial auto no-fault (personal injury protection), Other commercial auto liability, Private passenger auto physical damage, Commercial auto physical damage, Aircraft (all perils), Fidelity, Surety, Burglary and theft, Boiler and machinery, Credit, International, Warranty, Aggregate write-ins for other lines of business, TOTALS (a), DETAILS OF WRITE-INS, 3401, 3402, 3403, 3498, 3499.

(a) Finance and service charges not included in Lines 1 to 35 \$ 40,808

(b) For health business on indicated lines report: Number of persons insured under PPO managed care products 0 and number of persons insured under indemnity only products 0

19 CO



ANNUAL STATEMENT FOR THE YEAR 2021 OF THE American Modern Property and Casualty Insurance Company

EXHIBIT OF PREMIUMS AND LOSSES (Statutory Page 14)

NAIC Group Code 0361

BUSINESS IN THE STATE OF Connecticut

DURING THE YEAR 2021

NAIC Company Code 42722

Table with 12 columns: Line of Business, Direct Premiums Written, Direct Premiums Earned, Dividends Paid or Credited to Policyholders on Direct Business, Direct Unearned Premium Reserves, Direct Losses Paid (deducting salvage), Direct Losses Incurred, Direct Losses Unpaid, Direct Defense and Cost Containment Expense Paid, Direct Defense and Cost Containment Expense Incurred, Direct Defense and Cost Containment Expense Unpaid, Commissions and Brokerage Expenses, Taxes, Licenses and Fees. Rows include various insurance categories like Fire, Multiple peril, Federal flood, etc., and a TOTALS row.

(a) Finance and service charges not included in Lines 1 to 35 \$ 34,603

(b) For health business on indicated lines report: Number of persons insured under PPO managed care products 0 and number of persons insured under indemnity only products 0

19 CT



ANNUAL STATEMENT FOR THE YEAR 2021 OF THE American Modern Property and Casualty Insurance Company

EXHIBIT OF PREMIUMS AND LOSSES (Statutory Page 14)

NAIC Group Code 0361

BUSINESS IN THE STATE OF Delaware

DURING THE YEAR 2021

NAIC Company Code 42722

Table with 12 columns: Line of Business, Direct Premiums Written, Direct Premiums Earned, Dividends Paid or Credited to Policyholders on Direct Business, Direct Unearned Premium Reserves, Direct Losses Paid (deducting salvage), Direct Losses Incurred, Direct Losses Unpaid, Direct Defense and Cost Containment Expense Paid, Direct Defense and Cost Containment Expense Incurred, Direct Defense and Cost Containment Expense Unpaid, Commissions and Brokerage Expenses, Taxes, Licenses and Fees. Rows include various insurance categories like Fire, Multiple peril crop, Federal flood, etc., ending with a TOTALS row.

(a) Finance and service charges not included in Lines 1 to 35 \$ 14,706

(b) For health business on indicated lines report: Number of persons insured under PPO managed care products 0 and number of persons insured under indemnity only products 0

19 DE



ANNUAL STATEMENT FOR THE YEAR 2021 OF THE American Modern Property and Casualty Insurance Company

EXHIBIT OF PREMIUMS AND LOSSES (Statutory Page 14)

NAIC Group Code 0361

BUSINESS IN THE STATE OF District of Columbia

DURING THE YEAR 2021

NAIC Company Code 42722

Table with 12 columns: Line of Business, Direct Premiums Written, Direct Premiums Earned, Dividends Paid or Credited to Policyholders on Direct Business, Direct Unearned Premium Reserves, Direct Losses Paid (deducting salvage), Direct Losses Incurred, Direct Losses Unpaid, Direct Defense and Cost Containment Expense Paid, Direct Defense and Cost Containment Expense Incurred, Direct Defense and Cost Containment Expense Unpaid, Commissions and Brokerage Expenses, Taxes, Licenses and Fees. Rows include various insurance categories like Fire, Multiple peril, Flood, etc., and a TOTALS row.

(a) Finance and service charges not included in Lines 1 to 35 \$ (145)

(b) For health business on indicated lines report: Number of persons insured under PPO managed care products 0 and number of persons insured under indemnity only products 0

19DC



ANNUAL STATEMENT FOR THE YEAR 2021 OF THE American Modern Property and Casualty Insurance Company

EXHIBIT OF PREMIUMS AND LOSSES (Statutory Page 14)

NAIC Group Code 0361

BUSINESS IN THE STATE OF Florida

DURING THE YEAR 2021

NAIC Company Code 42722

Table with 12 columns: Line of Business, Gross Premiums (Direct Written, Direct Earned), Dividends Paid, Direct Unearned Premium Reserves, Direct Losses Paid, Direct Losses Incurred, Direct Losses Unpaid, Direct Defense and Cost Containment Expense Paid, Direct Defense and Cost Containment Expense Incurred, Direct Defense and Cost Containment Expense Unpaid, Commissions and Brokerage Expenses, Taxes, Licenses and Fees. Rows include various insurance categories like Fire, Multiple peril crop, Federal flood, etc., ending with a TOTALS row.

(a) Finance and service charges not included in Lines 1 to 35 \$ 28,562
(b) For health business on indicated lines report: Number of persons insured under PPO managed care products 0 and number of persons insured under indemnity only products 0

19 FL



ANNUAL STATEMENT FOR THE YEAR 2021 OF THE American Modern Property and Casualty Insurance Company

EXHIBIT OF PREMIUMS AND LOSSES (Statutory Page 14)

NAIC Group Code 0361

BUSINESS IN THE STATE OF Georgia

DURING THE YEAR 2021

NAIC Company Code 42722

Line of Business	Gross Premiums, Including Policy and Membership Fees, Less Return Premiums and Premiums on Policies not Taken		3 Dividends Paid or Credited to Policyholders on Direct Business	4 Direct Unearned Premium Reserves	5 Direct Losses Paid (deducting salvage)	6 Direct Losses Incurred	7 Direct Losses Unpaid	8 Direct Defense and Cost Containment Expense Paid	9 Direct Defense and Cost Containment Expense Incurred	10 Direct Defense and Cost Containment Expense Unpaid	11 Commissions and Brokerage Expenses	12 Taxes, Licenses and Fees
	1 Direct Premiums Written	2 Direct Premiums Earned										
1. Fire	10,660,690	8,084,325	.0	5,595,312	2,464,736	3,244,610	1,021,782	33,960	34,339	431	1,549,264	585,354
2.1 Allied lines	9,774,448	7,413,362	.0	5,125,880	4,097,375	4,497,464	675,039	.0	887	1,023	1,411,505	536,714
2.2 Multiple peril crop	.0	.0	.0	.0	.0	.0	.0	.0	.0	.0	.0	.0
2.3 Federal flood	.0	.0	.0	.0	.0	.0	.0	.0	.0	.0	.0	.0
2.4 Private crop	.0	.0	.0	.0	.0	.0	.0	.0	.0	.0	.0	.0
2.5 Private flood	.0	.0	.0	.0	.0	.0	.0	.0	.0	.0	.0	.0
3. Farmowners multiple peril	.0	.0	.0	.0	.0	.0	.0	.0	.0	.0	.0	.0
4. Homeowners multiple peril	33,658,259	24,614,344	.0	16,880,611	9,580,476	11,484,951	2,373,712	62,139	71,150	9,855	5,283,762	1,848,095
5.1 Commercial multiple peril (non-liability portion)	.0	.0	.0	.0	.0	.0	.0	.0	.0	.0	.0	.0
5.2 Commercial multiple peril (liability portion)	.0	.0	.0	.0	.0	.0	.0	.0	.0	.0	.0	.0
6. Mortgage guaranty	.0	.0	.0	.0	.0	.0	.0	.0	.0	.0	.0	.0
8. Ocean marine	272,305	175,763	.0	150,828	157,678	166,612	10,266	.0	106	125	54,783	14,952
9. Inland marine	116,367	79,765	.0	55,808	7,150	10,800	3,999	1,360	1,446	93	19,737	6,390
10. Financial guaranty	.0	.0	.0	.0	.0	.0	.0	.0	.0	.0	.0	.0
11. Medical professional liability	.0	.0	.0	.0	.0	.0	.0	.0	.0	.0	.0	.0
12. Earthquake	.0	.0	.0	.0	.0	.0	.0	.0	.0	.0	.0	.0
13. Group accident and health (b)	.0	.0	.0	.0	.0	.0	.0	.0	.0	.0	.0	.0
14. Credit accident and health (group and individual)	.0	.0	.0	.0	.0	.0	.0	.0	.0	.0	.0	.0
15.1 Collectively renewable accident and health (b)	.0	.0	.0	.0	.0	.0	.0	.0	.0	.0	.0	.0
15.2 Non-cancelable accident and health(b)	.0	.0	.0	.0	.0	.0	.0	.0	.0	.0	.0	.0
15.3 Guaranteed renewable accident and health(b)	.0	.0	.0	.0	.0	.0	.0	.0	.0	.0	.0	.0
15.4 Non-renewable for stated reasons only (b)	.0	.0	.0	.0	.0	.0	.0	.0	.0	.0	.0	.0
15.5 Other accident only	.0	.0	.0	.0	.0	.0	.0	.0	.0	.0	.0	.0
15.6 Medicare Title XVIII exempt from state taxes or fees	.0	.0	.0	.0	.0	.0	.0	.0	.0	.0	.0	.0
15.7 All other accident and health (b)	.0	.0	.0	.0	.0	.0	.0	.0	.0	.0	.0	.0
15.8 Federal employees health benefits plan premium (b)	.0	.0	.0	.0	.0	.0	.0	.0	.0	.0	.0	.0
16. Workers' compensation	.0	.0	.0	.0	.0	.0	.0	.0	.0	.0	.0	.0
17.1 Other Liability - occurrence	1,715,347	1,312,809	.0	880,693	44,016	223,006	244,276	.0	20,745	22,945	247,888	94,158
17.2 Other Liability - claims made	.0	.0	.0	.0	.0	.0	.0	.0	.0	.0	.0	.0
17.3 Excess workers' compensation	.0	.0	.0	.0	.0	.0	.0	.0	.0	.0	.0	.0
18. Products liability	.0	.0	.0	.0	.0	.0	.0	.0	.0	.0	.0	.0
19.1 Private passenger auto no-fault (personal injury protection)	.0	.0	.0	.0	.0	.0	.0	.0	.0	.0	.0	.0
19.2 Other private passenger auto liability	674,811	503,198	.0	326,074	393,819	558,846	218,389	.0	1,769	1,886	117,203	37,051
19.3 Commercial auto no-fault (personal injury protection)	.0	.0	.0	.0	.0	.0	.0	.0	.0	.0	.0	.0
19.4 Other commercial auto liability	.0	.0	.0	.0	.0	.0	.0	.0	.0	.0	.0	.0
21.1 Private passenger auto physical damage	1,673,209	1,255,575	.0	811,265	652,759	555,511	106,789	2,380	2,374	(7)	371,157	91,872
21.2 Commercial auto physical damage	.0	.0	.0	.0	.0	.0	.0	.0	.0	.0	.0	.0
22. Aircraft (all perils)	.0	.0	.0	.0	.0	.0	.0	.0	.0	.0	.0	.0
23. Fidelity	.0	.0	.0	.0	.0	.0	.0	.0	.0	.0	.0	.0
24. Surety	.0	.0	.0	.0	.0	.0	.0	.0	.0	.0	.0	.0
26. Burglary and theft	.0	.0	.0	.0	.0	.0	.0	.0	.0	.0	.0	.0
27. Boiler and machinery	.0	.0	.0	.0	39,890	37,890	500	.0	.0	.0	.0	.0
28. Credit	.0	.0	.0	.0	.0	.0	.0	.0	.0	.0	.0	.0
29. International	.0	.0	.0	.0	.0	.0	.0	.0	.0	.0	.0	.0
30. Warranty	.0	.0	.0	.0	.0	.0	.0	.0	.0	.0	.0	.0
34. Aggregate write-ins for other lines of business	.0	.0	.0	.0	.0	.0	.0	.0	.0	.0	.0	.0
35. TOTALS (a)	58,545,436	43,439,141	0	29,826,471	17,437,899	20,779,689	4,654,752	99,839	132,817	36,352	9,055,299	3,214,586
DETAILS OF WRITE-INS												
3401.												
3402.												
3403.												
3498. Summary of remaining write-ins for Line 34 from overflow page	.0	.0	.0	.0	.0	.0	.0	.0	.0	.0	.0	.0
3499. Totals (Lines 3401 thru 3403 plus 3498)(Line 34 above)	.0	.0	.0	.0	.0	.0	.0	.0	.0	.0	.0	.0

(a) Finance and service charges not included in Lines 1 to 35 \$ 215,869

(b) For health business on indicated lines report: Number of persons insured under PPO managed care products 0 and number of persons insured under indemnity only products 0

19 GA



ANNUAL STATEMENT FOR THE YEAR 2021 OF THE American Modern Property and Casualty Insurance Company

EXHIBIT OF PREMIUMS AND LOSSES (Statutory Page 14)

NAIC Group Code 0361

BUSINESS IN THE STATE OF Hawaii

DURING THE YEAR 2021

NAIC Company Code 42722

Table with 12 columns: Line of Business, Direct Premiums Written, Direct Premiums Earned, Dividends Paid or Credited to Policyholders on Direct Business, Direct Unearned Premium Reserves, Direct Losses Paid (deducting salvage), Direct Losses Incurred, Direct Losses Unpaid, Direct Defense and Cost Containment Expense Paid, Direct Defense and Cost Containment Expense Incurred, Direct Defense and Cost Containment Expense Unpaid, Commissions and Brokerage Expenses, Taxes, Licenses and Fees. Rows include various insurance categories like Fire, Marine, Auto, and a TOTALS row.

(a) Finance and service charges not included in Lines 1 to 35 \$ 2,651

(b) For health business on indicated lines report: Number of persons insured under PPO managed care products 0 and number of persons insured under indemnity only products 0

19 HI



ANNUAL STATEMENT FOR THE YEAR 2021 OF THE American Modern Property and Casualty Insurance Company

EXHIBIT OF PREMIUMS AND LOSSES (Statutory Page 14)

NAIC Group Code 0361

BUSINESS IN THE STATE OF Idaho

DURING THE YEAR 2021

NAIC Company Code 42722

Table with 12 columns: Line of Business, Direct Premiums Written, Direct Premiums Earned, Dividends Paid or Credited to Policyholders on Direct Business, Direct Unearned Premium Reserves, Direct Losses Paid (deducting salvage), Direct Losses Incurred, Direct Losses Unpaid, Direct Defense and Cost Containment Expense Paid, Direct Defense and Cost Containment Expense Incurred, Direct Defense and Cost Containment Expense Unpaid, Commissions and Brokerage Expenses, Taxes, Licenses and Fees. Rows include various insurance categories like Fire, Multiple peril, Flood, etc., and a TOTALS row.

(a) Finance and service charges not included in Lines 1 to 35 \$ 13,345

(b) For health business on indicated lines report: Number of persons insured under PPO managed care products 0 and number of persons insured under indemnity only products 0

191D



ANNUAL STATEMENT FOR THE YEAR 2021 OF THE American Modern Property and Casualty Insurance Company

EXHIBIT OF PREMIUMS AND LOSSES (Statutory Page 14)

NAIC Group Code 0361

BUSINESS IN THE STATE OF Illinois

DURING THE YEAR 2021

NAIC Company Code 42722

Table with 12 columns: Line of Business, Direct Premiums Written, Direct Premiums Earned, Dividends Paid or Credited to Policyholders on Direct Business, Direct Unearned Premium Reserves, Direct Losses Paid (deducting salvage), Direct Losses Incurred, Direct Losses Unpaid, Direct Defense and Cost Containment Expense Paid, Direct Defense and Cost Containment Expense Incurred, Direct Defense and Cost Containment Expense Unpaid, Commissions and Brokerage Expenses, Taxes, Licenses and Fees. Rows include various insurance categories like Fire, Multiple peril, Flood, etc., and a TOTALS row.

(a) Finance and service charges not included in Lines 1 to 35 \$ 100,027

(b) For health business on indicated lines report: Number of persons insured under PPO managed care products 0 and number of persons insured under indemnity only products 0

19.1L



ANNUAL STATEMENT FOR THE YEAR 2021 OF THE American Modern Property and Casualty Insurance Company

EXHIBIT OF PREMIUMS AND LOSSES (Statutory Page 14)

NAIC Group Code 0361

BUSINESS IN THE STATE OF Indiana

DURING THE YEAR 2021

NAIC Company Code 42722

Table with 12 columns: Line of Business, Direct Premiums Written, Direct Premiums Earned, Dividends Paid or Credited to Policyholders on Direct Business, Direct Unearned Premium Reserves, Direct Losses Paid (deducting salvage), Direct Losses Incurred, Direct Losses Unpaid, Direct Defense and Cost Containment Expense Paid, Direct Defense and Cost Containment Expense Incurred, Direct Defense and Cost Containment Expense Unpaid, Commissions and Brokerage Expenses, Taxes, Licenses and Fees. Rows include various insurance categories like Fire, Multiple peril, Flood, etc., and a TOTALS row.

(a) Finance and service charges not included in Lines 1 to 35 \$ 121,683

(b) For health business on indicated lines report: Number of persons insured under PPO managed care products 0 and number of persons insured under indemnity only products 0

19 IN



ANNUAL STATEMENT FOR THE YEAR 2021 OF THE American Modern Property and Casualty Insurance Company

EXHIBIT OF PREMIUMS AND LOSSES (Statutory Page 14)

NAIC Group Code 0361

BUSINESS IN THE STATE OF Iowa

DURING THE YEAR 2021

NAIC Company Code 42722

Table with 12 columns: Line of Business, Direct Premiums Written, Direct Premiums Earned, Dividends Paid or Credited to Policyholders on Direct Business, Direct Unearned Premium Reserves, Direct Losses Paid (deducting salvage), Direct Losses Incurred, Direct Losses Unpaid, Direct Defense and Cost Containment Expense Paid, Direct Defense and Cost Containment Expense Incurred, Direct Defense and Cost Containment Expense Unpaid, Commissions and Brokerage Expenses, Taxes, Licenses and Fees. Rows include various insurance categories like Fire, Multiple peril crop, Federal flood, etc., and a TOTALS row.

(a) Finance and service charges not included in Lines 1 to 35 \$ 39,252

(b) For health business on indicated lines report: Number of persons insured under PPO managed care products 0 and number of persons insured under indemnity only products 0

191A



ANNUAL STATEMENT FOR THE YEAR 2021 OF THE American Modern Property and Casualty Insurance Company

EXHIBIT OF PREMIUMS AND LOSSES (Statutory Page 14)

NAIC Group Code 0361

BUSINESS IN THE STATE OF Kansas

DURING THE YEAR 2021

NAIC Company Code 42722

Table with 12 columns: Line of Business, Direct Premiums Written, Direct Premiums Earned, Dividends Paid or Credited to Policyholders on Direct Business, Direct Unearned Premium Reserves, Direct Losses Paid (deducting salvage), Direct Losses Incurred, Direct Losses Unpaid, Direct Defense and Cost Containment Expense Paid, Direct Defense and Cost Containment Expense Incurred, Direct Defense and Cost Containment Expense Unpaid, Commissions and Brokerage Expenses, Taxes, Licenses and Fees. Rows include various insurance categories like Fire, Multiple peril, Flood, etc., and a TOTALS row.

(a) Finance and service charges not included in Lines 1 to 35 \$ 35,819

(b) For health business on indicated lines report: Number of persons insured under PPO managed care products 0 and number of persons insured under indemnity only products 0

19 KS



ANNUAL STATEMENT FOR THE YEAR 2021 OF THE American Modern Property and Casualty Insurance Company

EXHIBIT OF PREMIUMS AND LOSSES (Statutory Page 14)

NAIC Group Code 0361

BUSINESS IN THE STATE OF Kentucky

DURING THE YEAR 2021

NAIC Company Code 42722

Table with 12 columns: Line of Business, Direct Premiums Written, Direct Premiums Earned, Dividends Paid or Credited to Policyholders on Direct Business, Direct Unearned Premium Reserves, Direct Losses Paid (deducting salvage), Direct Losses Incurred, Direct Losses Unpaid, Direct Defense and Cost Containment Expense Paid, Direct Defense and Cost Containment Expense Incurred, Direct Defense and Cost Containment Expense Unpaid, Commissions and Brokerage Expenses, Taxes, Licenses and Fees. Rows include various insurance categories like Fire, Multiple peril, Commercial multiple peril, etc., ending with a TOTALS row.

(a) Finance and service charges not included in Lines 1 to 35 \$ 78,225
(b) For health business on indicated lines report: Number of persons insured under PPO managed care products 0 and number of persons insured under indemnity only products 0

19 KY



ANNUAL STATEMENT FOR THE YEAR 2021 OF THE American Modern Property and Casualty Insurance Company

EXHIBIT OF PREMIUMS AND LOSSES (Statutory Page 14)

NAIC Group Code 0361

BUSINESS IN THE STATE OF Louisiana

DURING THE YEAR 2021

NAIC Company Code 42722

Table with 12 columns: Line of Business, Direct Premiums Written, Direct Premiums Earned, Dividends Paid or Credited to Policyholders on Direct Business, Direct Unearned Premium Reserves, Direct Losses Paid (deducting salvage), Direct Losses Incurred, Direct Losses Unpaid, Direct Defense and Cost Containment Expense Paid, Direct Defense and Cost Containment Expense Incurred, Direct Defense and Cost Containment Expense Unpaid, Commissions and Brokerage Expenses, Taxes, Licenses and Fees. Rows include various insurance categories like Fire, Multiple peril crop, Federal flood, etc., and a TOTALS (a) row.

(a) Finance and service charges not included in Lines 1 to 35 \$ 68,443

(b) For health business on indicated lines report: Number of persons insured under PPO managed care products 0 and number of persons insured under indemnity only products 0

191LA



ANNUAL STATEMENT FOR THE YEAR 2021 OF THE American Modern Property and Casualty Insurance Company

EXHIBIT OF PREMIUMS AND LOSSES (Statutory Page 14)

NAIC Group Code 0361

BUSINESS IN THE STATE OF Maine

DURING THE YEAR 2021

NAIC Company Code 42722

Table with 12 columns: Line of Business, Direct Premiums Written, Direct Premiums Earned, Dividends Paid or Credited to Policyholders on Direct Business, Direct Unearned Premium Reserves, Direct Losses Paid (deducting salvage), Direct Losses Incurred, Direct Losses Unpaid, Direct Defense and Cost Containment Expense Paid, Direct Defense and Cost Containment Expense Incurred, Direct Defense and Cost Containment Expense Unpaid, Commissions and Brokerage Expenses, Taxes, Licenses and Fees. Rows include various insurance categories like Fire, Multiple peril, Flood, etc., and a TOTALS row.

(a) Finance and service charges not included in Lines 1 to 35 \$ 25,827

(b) For health business on indicated lines report: Number of persons insured under PPO managed care products 0 and number of persons insured under indemnity only products 0

19 ME



ANNUAL STATEMENT FOR THE YEAR 2021 OF THE American Modern Property and Casualty Insurance Company

EXHIBIT OF PREMIUMS AND LOSSES (Statutory Page 14)

NAIC Group Code 0361

BUSINESS IN THE STATE OF Maryland

DURING THE YEAR 2021

NAIC Company Code 42722

Table with 12 columns: Line of Business, Gross Premiums (Written/Earned), Dividends Paid, Direct Unearned Premium Reserves, Direct Losses Paid, Direct Losses Incurred, Direct Losses Unpaid, Direct Defense and Cost Containment Expense Paid/Incurred, Direct Defense and Cost Containment Expense Unpaid, Commissions and Brokerage Expenses, Taxes, Licenses and Fees.

(a) Finance and service charges not included in Lines 1 to 35 \$ 13,803
(b) For health business on indicated lines report: Number of persons insured under PPO managed care products 0 and number of persons insured under indemnity only products 0

19 MD



ANNUAL STATEMENT FOR THE YEAR 2021 OF THE American Modern Property and Casualty Insurance Company

EXHIBIT OF PREMIUMS AND LOSSES (Statutory Page 14)

NAIC Group Code 0361

BUSINESS IN THE STATE OF Massachusetts

DURING THE YEAR 2021

NAIC Company Code 42722

Table with 12 columns: Line of Business, Direct Premiums Written, Direct Premiums Earned, Dividends Paid or Credited to Policyholders on Direct Business, Direct Unearned Premium Reserves, Direct Losses Paid (deducting salvage), Direct Losses Incurred, Direct Losses Unpaid, Direct Defense and Cost Containment Expense Paid, Direct Defense and Cost Containment Expense Incurred, Direct Defense and Cost Containment Expense Unpaid, Commissions and Brokerage Expenses, Taxes, Licenses and Fees. Rows include Fire, Allied lines, Multiple peril crop, Federal flood, Private crop, Private flood, Farmowners multiple peril, Homeowners multiple peril, Commercial multiple peril (non-liability portion), Commercial multiple peril (liability portion), Mortgage guaranty, Ocean marine, Inland marine, Financial guaranty, Medical professional liability, Earthquake, Group accident and health (b), Credit accident and health (group and individual), Collectively renewable accident and health (b), Non-cancelable accident and health(b), Guaranteed renewable accident and health(b), Non-renewable for stated reasons only (b), Other accident only, Medicare Title XVIII exempt from state taxes or fees, All other accident and health (b), Federal employees health benefits plan premium (b), Workers' compensation, Other Liability - occurrence, Other Liability - claims made, Excess workers' compensation, Products liability, Private passenger auto no-fault (personal injury protection), Other private passenger auto liability, Commercial auto no-fault (personal injury protection), Other commercial auto liability, Private passenger auto physical damage, Commercial auto physical damage, Aircraft (all perils), Fidelity, Surety, Burglary and theft, Boiler and machinery, Credit, International, Warranty, Aggregate write-ins for other lines of business, TOTALS (a), DETAILS OF WRITE-INS, 3401, 3402, 3403, 3498, 3499.

(a) Finance and service charges not included in Lines 1 to 35 \$ 12,627

(b) For health business on indicated lines report: Number of persons insured under PPO managed care products 0 and number of persons insured under indemnity only products 0

19 MA



ANNUAL STATEMENT FOR THE YEAR 2021 OF THE American Modern Property and Casualty Insurance Company

EXHIBIT OF PREMIUMS AND LOSSES (Statutory Page 14)

NAIC Group Code 0361

BUSINESS IN THE STATE OF Michigan

DURING THE YEAR 2021

NAIC Company Code 42722

Table with 12 columns: Line of Business, Direct Premiums Written, Direct Premiums Earned, Dividends Paid or Credited to Policyholders on Direct Business, Direct Unearned Premium Reserves, Direct Losses Paid (deducting salvage), Direct Losses Incurred, Direct Losses Unpaid, Direct Defense and Cost Containment Expense Paid, Direct Defense and Cost Containment Expense Incurred, Direct Defense and Cost Containment Expense Unpaid, Commissions and Brokerage Expenses, Taxes, Licenses and Fees. Rows include Fire, Allied lines, Multiple peril crop, Federal flood, Private crop, Private flood, Farmowners multiple peril, Homeowners multiple peril, Commercial multiple peril (non-liability portion), Commercial multiple peril (liability portion), Mortgage guaranty, Ocean marine, Inland marine, Financial guaranty, Medical professional liability, Earthquake, Group accident and health (b), Credit accident and health (group and individual), Collectively renewable accident and health (b), Non-cancelable accident and health(b), Guaranteed renewable accident and health(b), Non-renewable for stated reasons only (b), Other accident only, Medicare Title XVIII exempt from state taxes or fees, All other accident and health (b), Federal employees health benefits plan premium (b), Workers' compensation, Other Liability - occurrence, Other Liability - claims made, Excess workers' compensation, Products liability, Private passenger auto no-fault (personal injury protection), Other private passenger auto liability, Commercial auto no-fault (personal injury protection), Other commercial auto liability, Private passenger auto physical damage, Commercial auto physical damage, Aircraft (all perils), Fidelity, Surety, Burglary and theft, Boiler and machinery, Credit, International, Warranty, Aggregate write-ins for other lines of business, TOTALS (a), DETAILS OF WRITE-INS (3401-3403, 3498, 3499).

(a) Finance and service charges not included in Lines 1 to 35 \$ 99,910

(b) For health business on indicated lines report: Number of persons insured under PPO managed care products 0 and number of persons insured under indemnity only products 0

19.MI



ANNUAL STATEMENT FOR THE YEAR 2021 OF THE American Modern Property and Casualty Insurance Company

EXHIBIT OF PREMIUMS AND LOSSES (Statutory Page 14)

NAIC Group Code 0361

BUSINESS IN THE STATE OF Minnesota

DURING THE YEAR 2021

NAIC Company Code 42722

Table with 12 columns: Line of Business, Direct Premiums Written, Direct Premiums Earned, Dividends Paid or Credited to Policyholders on Direct Business, Direct Unearned Premium Reserves, Direct Losses Paid (deducting salvage), Direct Losses Incurred, Direct Losses Unpaid, Direct Defense and Cost Containment Expense Paid, Direct Defense and Cost Containment Expense Incurred, Direct Defense and Cost Containment Expense Unpaid, Commissions and Brokerage Expenses, Taxes, Licenses and Fees. Rows include various insurance categories like Fire, Multiple peril, Flood, etc., and a TOTALS row.

(a) Finance and service charges not included in Lines 1 to 35 \$ 34,202
(b) For health business on indicated lines report: Number of persons insured under PPO managed care products 0 and number of persons insured under indemnity only products 0

19 MN



ANNUAL STATEMENT FOR THE YEAR 2021 OF THE American Modern Property and Casualty Insurance Company

EXHIBIT OF PREMIUMS AND LOSSES (Statutory Page 14)

NAIC Group Code 0361

BUSINESS IN THE STATE OF Mississippi

DURING THE YEAR 2021

NAIC Company Code 42722

Table with 12 columns: Line of Business, Direct Premiums Written, Direct Premiums Earned, Dividends Paid or Credited to Policyholders on Direct Business, Direct Unearned Premium Reserves, Direct Losses Paid (deducting salvage), Direct Losses Incurred, Direct Losses Unpaid, Direct Defense and Cost Containment Expense Paid, Direct Defense and Cost Containment Expense Incurred, Direct Defense and Cost Containment Expense Unpaid, Commissions and Brokerage Expenses, Taxes, Licenses and Fees. Rows include various insurance categories like Fire, Multiple peril, Flood, etc., and a TOTALS row.

(a) Finance and service charges not included in Lines 1 to 35 \$ 51,721

(b) For health business on indicated lines report: Number of persons insured under PPO managed care products 0 and number of persons insured under indemnity only products 0

19 MS



ANNUAL STATEMENT FOR THE YEAR 2021 OF THE American Modern Property and Casualty Insurance Company

EXHIBIT OF PREMIUMS AND LOSSES (Statutory Page 14)

NAIC Group Code 0361

BUSINESS IN THE STATE OF Missouri

DURING THE YEAR 2021

NAIC Company Code 42722

Table with 12 columns: Line of Business, Direct Premiums Written, Direct Premiums Earned, Dividends Paid or Credited to Policyholders on Direct Business, Direct Unearned Premium Reserves, Direct Losses Paid (deducting salvage), Direct Losses Incurred, Direct Losses Unpaid, Direct Defense and Cost Containment Expense Paid, Direct Defense and Cost Containment Expense Incurred, Direct Defense and Cost Containment Expense Unpaid, Commissions and Brokerage Expenses, Taxes, Licenses and Fees. Rows include Fire, Allied lines, Multiple peril crop, Federal flood, Private crop, Private flood, Farmowners multiple peril, Homeowners multiple peril, Commercial multiple peril (non-liability portion), Commercial multiple peril (liability portion), Mortgage guaranty, Ocean marine, Inland marine, Financial guaranty, Medical professional liability, Earthquake, Group accident and health (b), Credit accident and health (group and individual), Collectively renewable accident and health (b), Non-cancelable accident and health(b), Guaranteed renewable accident and health(b), Non-renewable for stated reasons only (b), Other accident only, Medicare Title XVIII exempt from state taxes or fees, All other accident and health (b), Federal employees health benefits plan premium (b), Workers' compensation, Other Liability - occurrence, Other Liability - claims made, Excess workers' compensation, Products liability, Private passenger auto no-fault (personal injury protection), Other private passenger auto liability, Commercial auto no-fault (personal injury protection), Other commercial auto liability, Private passenger auto physical damage, Commercial auto physical damage, Aircraft (all perils), Fidelity, Surety, Burglary and theft, Boiler and machinery, Credit, International, Warranty, Aggregate write-ins for other lines of business, TOTALS (a), and DETAILS OF WRITE-INS (3401-3499).

(a) Finance and service charges not included in Lines 1 to 35 \$ 87,293

(b) For health business on indicated lines report: Number of persons insured under PPO managed care products 0 and number of persons insured under indemnity only products 0

19 MO



ANNUAL STATEMENT FOR THE YEAR 2021 OF THE American Modern Property and Casualty Insurance Company

EXHIBIT OF PREMIUMS AND LOSSES (Statutory Page 14)

NAIC Group Code 0361

BUSINESS IN THE STATE OF Montana

DURING THE YEAR 2021

NAIC Company Code 42722

Table with 12 columns: Line of Business, Direct Premiums Written, Direct Premiums Earned, Dividends Paid or Credited to Policyholders on Direct Business, Direct Unearned Premium Reserves, Direct Losses Paid (deducting salvage), Direct Losses Incurred, Direct Losses Unpaid, Direct Defense and Cost Containment Expense Paid, Direct Defense and Cost Containment Expense Incurred, Direct Defense and Cost Containment Expense Unpaid, Commissions and Brokerage Expenses, Taxes, Licenses and Fees. Rows include various insurance lines like Fire, Multiple peril, Commercial multiple peril, etc., ending with a TOTALS row.

(a) Finance and service charges not included in Lines 1 to 35 \$ 18,716

(b) For health business on indicated lines report: Number of persons insured under PPO managed care products 0 and number of persons insured under indemnity only products 0

19 MT



ANNUAL STATEMENT FOR THE YEAR 2021 OF THE American Modern Property and Casualty Insurance Company

EXHIBIT OF PREMIUMS AND LOSSES (Statutory Page 14)

NAIC Group Code 0361

BUSINESS IN THE STATE OF Nebraska

DURING THE YEAR 2021

NAIC Company Code 42722

Table with 12 columns: Line of Business, Gross Premiums (Written/Earned), Dividends Paid, Direct Unearned Premium Reserves, Direct Losses Paid, Direct Losses Incurred, Direct Losses Unpaid, Direct Defense and Cost Containment Expense Paid/Incurred, Direct Defense and Cost Containment Expense Unpaid, Commissions and Brokerage Expenses, Taxes, Licenses and Fees. Rows include Fire, Allied lines, Multiple peril crop, Federal/Private crop/flood, Farmowners/Homeowners multiple peril, Commercial multiple peril, Mortgage guaranty, Ocean/Inland marine, Financial guaranty, Medical professional liability, Earthquake, Group accident and health, Credit accident and health, Collectively renewable accident and health, Non-cancelable accident and health, Guaranteed renewable accident and health, Non-renewable for stated reasons only, Other accident only, Medicare Title XVIII exempt from state taxes or fees, All other accident and health, Federal employees health benefits plan premium, Workers' compensation, Other Liability - occurrence/claims made, Excess workers' compensation, Products liability, Private passenger auto no-fault, Other private passenger auto liability, Commercial auto no-fault, Other commercial auto liability, Private passenger auto physical damage, Commercial auto physical damage, Aircraft, Fidelity, Surety, Burglary and theft, Boiler and machinery, Credit, International, Warranty, Aggregate write-ins for other lines of business, and TOTALS (a).

(a) Finance and service charges not included in Lines 1 to 35 \$ 22,123

(b) For health business on indicated lines report: Number of persons insured under PPO managed care products 0 and number of persons insured under indemnity only products 0

19 NIE



ANNUAL STATEMENT FOR THE YEAR 2021 OF THE American Modern Property and Casualty Insurance Company

EXHIBIT OF PREMIUMS AND LOSSES (Statutory Page 14)

NAIC Group Code 0361

BUSINESS IN THE STATE OF Nevada

DURING THE YEAR 2021

NAIC Company Code 42722

Table with 12 columns: Line of Business, Direct Premiums Written, Direct Premiums Earned, Dividends Paid or Credited to Policyholders on Direct Business, Direct Unearned Premium Reserves, Direct Losses Paid (deducting salvage), Direct Losses Incurred, Direct Losses Unpaid, Direct Defense and Cost Containment Expense Paid, Direct Defense and Cost Containment Expense Incurred, Direct Defense and Cost Containment Expense Unpaid, Commissions and Brokerage Expenses, Taxes, Licenses and Fees. Rows include various insurance categories like Fire, Multiple peril crop, Federal flood, etc., ending with a TOTALS row.

(a) Finance and service charges not included in Lines 1 to 35 \$ 24,854

(b) For health business on indicated lines report: Number of persons insured under PPO managed care products 0 and number of persons insured under indemnity only products 0

19 NV



ANNUAL STATEMENT FOR THE YEAR 2021 OF THE American Modern Property and Casualty Insurance Company

EXHIBIT OF PREMIUMS AND LOSSES (Statutory Page 14)

NAIC Group Code 0361

BUSINESS IN THE STATE OF New Hampshire

DURING THE YEAR 2021

NAIC Company Code 42722

Table with 12 columns: Line of Business, Direct Premiums Written, Direct Premiums Earned, Dividends Paid or Credited to Policyholders on Direct Business, Direct Unearned Premium Reserves, Direct Losses Paid (deducting salvage), Direct Losses Incurred, Direct Losses Unpaid, Direct Defense and Cost Containment Expense Paid, Direct Defense and Cost Containment Expense Incurred, Direct Defense and Cost Containment Expense Unpaid, Commissions and Brokerage Expenses, Taxes, Licenses and Fees. Rows include various insurance categories like Fire, Multiple peril, Federal flood, etc., and a TOTALS row.

(a) Finance and service charges not included in Lines 1 to 35 \$ 6,276

(b) For health business on indicated lines report: Number of persons insured under PPO managed care products 0 and number of persons insured under indemnity only products 0

19 NH



ANNUAL STATEMENT FOR THE YEAR 2021 OF THE American Modern Property and Casualty Insurance Company

EXHIBIT OF PREMIUMS AND LOSSES (Statutory Page 14)

NAIC Group Code 0361

BUSINESS IN THE STATE OF New Jersey

DURING THE YEAR 2021

NAIC Company Code 42722

Table with 12 columns: Line of Business, Direct Premiums Written, Direct Premiums Earned, Dividends Paid or Credited to Policyholders on Direct Business, Direct Unearned Premium Reserves, Direct Losses Paid (deducting salvage), Direct Losses Incurred, Direct Losses Unpaid, Direct Defense and Cost Containment Expense Paid, Direct Defense and Cost Containment Expense Incurred, Direct Defense and Cost Containment Expense Unpaid, Commissions and Brokerage Expenses, Taxes, Licenses and Fees. Rows include various insurance lines like Fire, Multiple peril, Federal flood, etc., and a TOTALS row.

(a) Finance and service charges not included in Lines 1 to 35 \$ 41,864

(b) For health business on indicated lines report: Number of persons insured under PPO managed care products 0 and number of persons insured under indemnity only products 0

19 NJ



ANNUAL STATEMENT FOR THE YEAR 2021 OF THE American Modern Property and Casualty Insurance Company

EXHIBIT OF PREMIUMS AND LOSSES (Statutory Page 14)

NAIC Group Code 0361

BUSINESS IN THE STATE OF New Mexico

DURING THE YEAR 2021

NAIC Company Code 42722

Table with 12 columns: Line of Business, Direct Premiums Written, Direct Premiums Earned, Dividends Paid or Credited to Policyholders on Direct Business, Direct Unearned Premium Reserves, Direct Losses Paid (deducting salvage), Direct Losses Incurred, Direct Losses Unpaid, Direct Defense and Cost Containment Expense Paid, Direct Defense and Cost Containment Expense Incurred, Direct Defense and Cost Containment Expense Unpaid, Commissions and Brokerage Expenses, Taxes, Licenses and Fees. Rows include Fire, Allied lines, Multiple peril crop, Federal flood, Private crop, Private flood, Farmowners multiple peril, Homeowners multiple peril, Commercial multiple peril (non-liability portion), Commercial multiple peril (liability portion), Mortgage guaranty, Ocean marine, Inland marine, Financial guaranty, Medical professional liability, Earthquake, Group accident and health (b), Credit accident and health (group and individual), Collectively renewable accident and health (b), Non-cancelable accident and health(b), Guaranteed renewable accident and health(b), Non-renewable for stated reasons only (b), Other accident only, Medicare Title XVIII exempt from state taxes or fees, All other accident and health (b), Federal employees health benefits plan premium (b), Workers' compensation, Other Liability - occurrence, Other Liability - claims made, Excess workers' compensation, Products liability, Private passenger auto no-fault (personal injury protection), Other private passenger auto liability, Commercial auto no-fault (personal injury protection), Other commercial auto liability, Private passenger auto physical damage, Commercial auto physical damage, Aircraft (all perils), Fidelity, Surety, Burglary and theft, Boiler and machinery, Credit, International, Warranty, Aggregate write-ins for other lines of business, TOTALS (a), DETAILS OF WRITE-INS, 3401, 3402, 3403, 3498, 3499.

(a) Finance and service charges not included in Lines 1 to 35 \$ 42,957

(b) For health business on indicated lines report: Number of persons insured under PPO managed care products 0 and number of persons insured under indemnity only products 0

19 NM



ANNUAL STATEMENT FOR THE YEAR 2021 OF THE American Modern Property and Casualty Insurance Company

EXHIBIT OF PREMIUMS AND LOSSES (Statutory Page 14)

NAIC Group Code 0361

BUSINESS IN THE STATE OF North Carolina

DURING THE YEAR 2021

NAIC Company Code 42722

Table with 12 columns: Line of Business, Direct Premiums Written, Direct Premiums Earned, Dividends Paid or Credited to Policyholders on Direct Business, Direct Unearned Premium Reserves, Direct Losses Paid (deducting salvage), Direct Losses Incurred, Direct Losses Unpaid, Direct Defense and Cost Containment Expense Paid, Direct Defense and Cost Containment Expense Incurred, Direct Defense and Cost Containment Expense Unpaid, Commissions and Brokerage Expenses, Taxes, Licenses and Fees. Rows include various insurance categories like Fire, Multiple peril, Federal flood, etc., and a TOTALS row.

(a) Finance and service charges not included in Lines 1 to 35 \$ 3,994

(b) For health business on indicated lines report: Number of persons insured under PPO managed care products 0 and number of persons insured under indemnity only products 0

19 NC



ANNUAL STATEMENT FOR THE YEAR 2021 OF THE American Modern Property and Casualty Insurance Company

EXHIBIT OF PREMIUMS AND LOSSES (Statutory Page 14)

NAIC Group Code 0361

BUSINESS IN THE STATE OF North Dakota

DURING THE YEAR 2021

NAIC Company Code 42722

Table with 12 columns: Line of Business, Direct Premiums Written, Direct Premiums Earned, Dividends Paid or Credited to Policyholders on Direct Business, Direct Unearned Premium Reserves, Direct Losses Paid (deducting salvage), Direct Losses Incurred, Direct Losses Unpaid, Direct Defense and Cost Containment Expense Paid, Direct Defense and Cost Containment Expense Incurred, Direct Defense and Cost Containment Expense Unpaid, Commissions and Brokerage Expenses, Taxes, Licenses and Fees. Rows include Fire, Allied lines, Multiple peril crop, Federal flood, Private crop, Private flood, Farmowners multiple peril, Homeowners multiple peril, Commercial multiple peril (non-liability portion), Commercial multiple peril (liability portion), Mortgage guaranty, Ocean marine, Inland marine, Financial guaranty, Medical professional liability, Earthquake, Group accident and health (b), Credit accident and health (group and individual), Collectively renewable accident and health (b), Non-cancelable accident and health(b), Guaranteed renewable accident and health(b), Non-renewable for stated reasons only (b), Other accident only, Medicare Title XVIII exempt from state taxes or fees, All other accident and health (b), Federal employees health benefits plan premium (b), Workers' compensation, Other Liability - occurrence, Other Liability - claims made, Excess workers' compensation, Products liability, Private passenger auto no-fault (personal injury protection), Other private passenger auto liability, Commercial auto no-fault (personal injury protection), Other commercial auto liability, Private passenger auto physical damage, Commercial auto physical damage, Aircraft (all perils), Fidelity, Surety, Burglary and theft, Boiler and machinery, Credit, International, Warranty, Aggregate write-ins for other lines of business, TOTALS (a), DETAILS OF WRITE-INS, 3401, 3402, 3403, 3498, 3499.

(a) Finance and service charges not included in Lines 1 to 35 \$ 8,073

(b) For health business on indicated lines report: Number of persons insured under PPO managed care products 0 and number of persons insured under indemnity only products 0

19ND



ANNUAL STATEMENT FOR THE YEAR 2021 OF THE American Modern Property and Casualty Insurance Company

EXHIBIT OF PREMIUMS AND LOSSES (Statutory Page 14)

NAIC Group Code 0361

BUSINESS IN THE STATE OF Ohio

DURING THE YEAR 2021

NAIC Company Code 42722

Table with 12 columns: Line of Business, Direct Premiums Written, Direct Premiums Earned, Dividends Paid or Credited to Policyholders on Direct Business, Direct Unearned Premium Reserves, Direct Losses Paid (deducting salvage), Direct Losses Incurred, Direct Losses Unpaid, Direct Defense and Cost Containment Expense Paid, Direct Defense and Cost Containment Expense Incurred, Direct Defense and Cost Containment Expense Unpaid, Commissions and Brokerage Expenses, Taxes, Licenses and Fees. Rows include various insurance categories like Fire, Multiple peril, Flood, etc., and a TOTALS row.

(a) Finance and service charges not included in Lines 1 to 35 \$.86,032

(b) For health business on indicated lines report: Number of persons insured under PPO managed care products 0 and number of persons insured under indemnity only products 0

19 OH



ANNUAL STATEMENT FOR THE YEAR 2021 OF THE American Modern Property and Casualty Insurance Company

EXHIBIT OF PREMIUMS AND LOSSES (Statutory Page 14)

NAIC Group Code 0361

BUSINESS IN THE STATE OF Oklahoma

DURING THE YEAR 2021

NAIC Company Code 42722

Table with 12 columns: Line of Business, Direct Premiums Written, Direct Premiums Earned, Dividends Paid or Credited to Policyholders on Direct Business, Direct Unearned Premium Reserves, Direct Losses Paid (deducting salvage), Direct Losses Incurred, Direct Losses Unpaid, Direct Defense and Cost Containment Expense Paid, Direct Defense and Cost Containment Expense Incurred, Direct Defense and Cost Containment Expense Unpaid, Commissions and Brokerage Expenses, Taxes, Licenses and Fees. Rows include various insurance categories like Fire, Multiple peril, Flood, etc., and a TOTALS row.

(a) Finance and service charges not included in Lines 1 to 35 \$ 87,843

(b) For health business on indicated lines report: Number of persons insured under PPO managed care products 0 and number of persons insured under indemnity only products 0

19 OK



ANNUAL STATEMENT FOR THE YEAR 2021 OF THE American Modern Property and Casualty Insurance Company

EXHIBIT OF PREMIUMS AND LOSSES (Statutory Page 14)

NAIC Group Code 0361

BUSINESS IN THE STATE OF Oregon

DURING THE YEAR 2021

NAIC Company Code 42722

Table with 12 columns: Line of Business, Gross Premiums (Written/Earned), Dividends Paid, Direct Unearned Premium Reserves, Direct Losses Paid, Direct Losses Incurred, Direct Losses Unpaid, Direct Defense and Cost Containment Expense Paid/Incurred, Direct Defense and Cost Containment Expense Unpaid, Commissions and Brokerage Expenses, Taxes, Licenses and Fees. Rows include Fire, Allied lines, Multiple peril crop, Federal/Private crop/flood, Farmowners/Homeowners multiple peril, Commercial multiple peril, Mortgage guaranty, Ocean/Inland marine, Financial guaranty, Medical professional liability, Earthquake, Group/Credit accident and health, Medicare, All other accident and health, Workers' compensation, Other Liability, Private/Commercial auto, Aircraft, Fidelity, Surety, Burglary and theft, Boiler and machinery, Credit, International, Warranty, Aggregate write-ins, and TOTALS (a).

(a) Finance and service charges not included in Lines 1 to 35 \$ 21,055

(b) For health business on indicated lines report: Number of persons insured under PPO managed care products 0 and number of persons insured under indemnity only products 0

19 OR



ANNUAL STATEMENT FOR THE YEAR 2021 OF THE American Modern Property and Casualty Insurance Company

EXHIBIT OF PREMIUMS AND LOSSES (Statutory Page 14)

NAIC Group Code 0361

BUSINESS IN THE STATE OF Pennsylvania

DURING THE YEAR 2021

NAIC Company Code 42722

Table with 12 columns: Line of Business, Direct Premiums Written, Direct Premiums Earned, Dividends Paid or Credited to Policyholders on Direct Business, Direct Unearned Premium Reserves, Direct Losses Paid (deducting salvage), Direct Losses Incurred, Direct Losses Unpaid, Direct Defense and Cost Containment Expense Paid, Direct Defense and Cost Containment Expense Incurred, Direct Defense and Cost Containment Expense Unpaid, Commissions and Brokerage Expenses, Taxes, Licenses and Fees. Rows include Fire, Allied lines, Multiple peril crop, Federal flood, Private crop, Private flood, Farmowners multiple peril, Homeowners multiple peril, Commercial multiple peril (non-liability portion), Commercial multiple peril (liability portion), Mortgage guaranty, Ocean marine, Inland marine, Financial guaranty, Medical professional liability, Earthquake, Group accident and health (b), Credit accident and health (group and individual), Collectively renewable accident and health (b), Non-cancelable accident and health(b), Guaranteed renewable accident and health(b), Non-renewable for stated reasons only (b), Other accident only, Medicare Title XVIII exempt from state taxes or fees, All other accident and health (b), Federal employees health benefits plan premium (b), Workers' compensation, Other Liability - occurrence, Other Liability - claims made, Excess workers' compensation, Products liability, Private passenger auto no-fault (personal injury protection), Other private passenger auto liability, Commercial auto no-fault (personal injury protection), Other commercial auto liability, Private passenger auto physical damage, Commercial auto physical damage, Aircraft (all perils), Fidelity, Surety, Burglary and theft, Boiler and machinery, Credit, International, Warranty, Aggregate write-ins for other lines of business, TOTALS (a), and DETAILS OF WRITE-INS (3401-3403, 3498, 3499).

(a) Finance and service charges not included in Lines 1 to 35 \$ 103,615

(b) For health business on indicated lines report: Number of persons insured under PPO managed care products 0 and number of persons insured under indemnity only products 0

19 PA



ANNUAL STATEMENT FOR THE YEAR 2021 OF THE American Modern Property and Casualty Insurance Company

EXHIBIT OF PREMIUMS AND LOSSES (Statutory Page 14)

NAIC Group Code 0361

BUSINESS IN THE STATE OF Rhode Island

DURING THE YEAR 2021

NAIC Company Code 42722

Table with 12 columns: Line of Business, Direct Premiums Written, Direct Premiums Earned, Dividends Paid or Credited to Policyholders on Direct Business, Direct Unearned Premium Reserves, Direct Losses Paid (deducting salvage), Direct Losses Incurred, Direct Losses Unpaid, Direct Defense and Cost Containment Expense Paid, Direct Defense and Cost Containment Expense Incurred, Direct Defense and Cost Containment Expense Unpaid, Commissions and Brokerage Expenses, Taxes, Licenses and Fees. Rows include various insurance categories like Fire, Multiple peril, Federal flood, etc., and a TOTALS row.

(a) Finance and service charges not included in Lines 1 to 35 \$ 10,617

(b) For health business on indicated lines report: Number of persons insured under PPO managed care products 0 and number of persons insured under indemnity only products 0

19.RI



ANNUAL STATEMENT FOR THE YEAR 2021 OF THE American Modern Property and Casualty Insurance Company

EXHIBIT OF PREMIUMS AND LOSSES (Statutory Page 14)

NAIC Group Code 0361

BUSINESS IN THE STATE OF South Carolina

DURING THE YEAR 2021

NAIC Company Code 42722

Table with 12 columns: Line of Business, Direct Premiums Written, Direct Premiums Earned, Dividends Paid or Credited to Policyholders on Direct Business, Direct Unearned Premium Reserves, Direct Losses Paid (deducting salvage), Direct Losses Incurred, Direct Losses Unpaid, Direct Defense and Cost Containment Expense Paid, Direct Defense and Cost Containment Expense Incurred, Direct Defense and Cost Containment Expense Unpaid, Commissions and Brokerage Expenses, Taxes, Licenses and Fees. Rows include various insurance categories like Fire, Multiple peril, Flood, etc., and a TOTALS row.

(a) Finance and service charges not included in Lines 1 to 35 \$ 93,657

(b) For health business on indicated lines report: Number of persons insured under PPO managed care products 0 and number of persons insured under indemnity only products 0

19 SC



ANNUAL STATEMENT FOR THE YEAR 2021 OF THE American Modern Property and Casualty Insurance Company

EXHIBIT OF PREMIUMS AND LOSSES (Statutory Page 14)

NAIC Group Code 0361

BUSINESS IN THE STATE OF South Dakota

DURING THE YEAR 2021

NAIC Company Code 42722

Table with 12 columns: Line of Business, Direct Premiums Written, Direct Premiums Earned, Dividends Paid or Credited to Policyholders on Direct Business, Direct Unearned Premium Reserves, Direct Losses Paid (deducting salvage), Direct Losses Incurred, Direct Losses Unpaid, Direct Defense and Cost Containment Expense Paid, Direct Defense and Cost Containment Expense Incurred, Direct Defense and Cost Containment Expense Unpaid, Commissions and Brokerage Expenses, Taxes, Licenses and Fees. Rows include various insurance categories like Fire, Multiple peril crop, Federal flood, etc., ending with a TOTALS row.

(a) Finance and service charges not included in Lines 1 to 35 \$ 14,750

(b) For health business on indicated lines report: Number of persons insured under PPO managed care products 0 and number of persons insured under indemnity only products 0

19 SD



ANNUAL STATEMENT FOR THE YEAR 2021 OF THE American Modern Property and Casualty Insurance Company

EXHIBIT OF PREMIUMS AND LOSSES (Statutory Page 14)

NAIC Group Code 0361

BUSINESS IN THE STATE OF Tennessee

DURING THE YEAR 2021

NAIC Company Code 42722

Table with 12 columns: Line of Business, Direct Premiums Written, Direct Premiums Earned, Dividends Paid or Credited to Policyholders on Direct Business, Direct Unearned Premium Reserves, Direct Losses Paid (deducting salvage), Direct Losses Incurred, Direct Losses Unpaid, Direct Defense and Cost Containment Expense Paid, Direct Defense and Cost Containment Expense Incurred, Direct Defense and Cost Containment Expense Unpaid, Commissions and Brokerage Expenses, Taxes, Licenses and Fees. Rows include Fire, Multiple peril crop, Federal flood, Private crop, Private flood, Farmowners multiple peril, Homeowners multiple peril, Commercial multiple peril (non-liability portion), Commercial multiple peril (liability portion), Mortgage guaranty, Ocean marine, Inland marine, Financial guaranty, Medical professional liability, Earthquake, Group accident and health (b), Credit accident and health (group and individual), Collectively renewable accident and health (b), Non-cancelable accident and health(b), Guaranteed renewable accident and health(b), Non-renewable for stated reasons only (b), Other accident only, Medicare Title XVIII exempt from state taxes or fees, All other accident and health (b), Federal employees health benefits plan premium (b), Workers' compensation, Other Liability - occurrence, Other Liability - claims made, Excess workers' compensation, Products liability, Private passenger auto no-fault (personal injury protection), Other private passenger auto liability, Commercial auto no-fault (personal injury protection), Other commercial auto liability, Private passenger auto physical damage, Commercial auto physical damage, Aircraft (all perils), Fidelity, Surety, Burglary and theft, Boiler and machinery, Credit, International, Warranty, Aggregate write-ins for other lines of business, TOTALS (a), DETAILS OF WRITE-INS (3401-3403, 3498, 3499).

(a) Finance and service charges not included in Lines 1 to 35 \$.86,800

(b) For health business on indicated lines report: Number of persons insured under PPO managed care products 0 and number of persons insured under indemnity only products 0

19.TN



ANNUAL STATEMENT FOR THE YEAR 2021 OF THE American Modern Property and Casualty Insurance Company

EXHIBIT OF PREMIUMS AND LOSSES (Statutory Page 14)

NAIC Group Code 0361

BUSINESS IN THE STATE OF Texas

DURING THE YEAR 2021

NAIC Company Code 42722

Table with 12 columns: Line of Business, Gross Premiums (Written/Earned), Dividends Paid, Direct Unearned Premium Reserves, Direct Losses Paid, Direct Losses Incurred, Direct Losses Unpaid, Direct Defense and Cost Containment Expense Paid/Incurred, Direct Defense and Cost Containment Expense Unpaid, Commissions and Brokerage Expenses, Taxes, Licenses and Fees.

(a) Finance and service charges not included in Lines 1 to 35 \$ 227,884

(b) For health business on indicated lines report: Number of persons insured under PPO managed care products 0 and number of persons insured under indemnity only products 0

19.TX



ANNUAL STATEMENT FOR THE YEAR 2021 OF THE American Modern Property and Casualty Insurance Company

EXHIBIT OF PREMIUMS AND LOSSES (Statutory Page 14)

NAIC Group Code 0361

BUSINESS IN THE STATE OF Utah

DURING THE YEAR 2021

NAIC Company Code 42722

Table with 12 columns: Line of Business, Direct Premiums Written, Direct Premiums Earned, Dividends Paid or Credited to Policyholders on Direct Business, Direct Unearned Premium Reserves, Direct Losses Paid (deducting salvage), Direct Losses Incurred, Direct Losses Unpaid, Direct Defense and Cost Containment Expense Paid, Direct Defense and Cost Containment Expense Incurred, Direct Defense and Cost Containment Expense Unpaid, Commissions and Brokerage Expenses, Taxes, Licenses and Fees. Rows include Fire, Allied lines, Multiple peril crop, Federal flood, Private crop, Private flood, Farmowners multiple peril, Homeowners multiple peril, Commercial multiple peril (non-liability portion), Commercial multiple peril (liability portion), Mortgage guaranty, Ocean marine, Inland marine, Financial guaranty, Medical professional liability, Earthquake, Group accident and health (b), Credit accident and health (group and individual), Collectively renewable accident and health (b), Non-cancelable accident and health(b), Guaranteed renewable accident and health(b), Non-renewable for stated reasons only (b), Other accident only, Medicare Title XVIII exempt from state taxes or fees, All other accident and health (b), Federal employees health benefits plan premium (b), Workers' compensation, Other Liability - occurrence, Other Liability - claims made, Excess workers' compensation, Products liability, Private passenger auto no-fault (personal injury protection), Other private passenger auto liability, Commercial auto no-fault (personal injury protection), Other commercial auto liability, Private passenger auto physical damage, Commercial auto physical damage, Aircraft (all perils), Fidelity, Surety, Burglary and theft, Boiler and machinery, Credit, International, Warranty, Aggregate write-ins for other lines of business, TOTALS (a), DETAILS OF WRITE-INS, 3401, 3402, 3403, 3498, 3499.

(a) Finance and service charges not included in Lines 1 to 35 \$ 28,955

(b) For health business on indicated lines report: Number of persons insured under PPO managed care products 0 and number of persons insured under indemnity only products 0

19 UT



ANNUAL STATEMENT FOR THE YEAR 2021 OF THE American Modern Property and Casualty Insurance Company

EXHIBIT OF PREMIUMS AND LOSSES (Statutory Page 14)

NAIC Group Code 0361

BUSINESS IN THE STATE OF Vermont

DURING THE YEAR 2021

NAIC Company Code 42722

Table with 12 columns: Line of Business, Direct Premiums Written, Direct Premiums Earned, Dividends Paid or Credited to Policyholders on Direct Business, Direct Unearned Premium Reserves, Direct Losses Paid (deducting salvage), Direct Losses Incurred, Direct Losses Unpaid, Direct Defense and Cost Containment Expense Paid, Direct Defense and Cost Containment Expense Incurred, Direct Defense and Cost Containment Expense Unpaid, Commissions and Brokerage Expenses, Taxes, Licenses and Fees. Rows include various insurance categories like Fire, Multiple peril crop, Federal flood, etc., and a TOTALS row.

(a) Finance and service charges not included in Lines 1 to 35 \$ 6,221
(b) For health business on indicated lines report: Number of persons insured under PPO managed care products 0 and number of persons insured under indemnity only products 0

19.VT



ANNUAL STATEMENT FOR THE YEAR 2021 OF THE American Modern Property and Casualty Insurance Company

EXHIBIT OF PREMIUMS AND LOSSES (Statutory Page 14)

NAIC Group Code 0361

BUSINESS IN THE STATE OF Virginia

DURING THE YEAR 2021

NAIC Company Code 42722

Table with 12 columns: Line of Business, Direct Premiums Written, Direct Premiums Earned, Dividends Paid or Credited to Policyholders on Direct Business, Direct Unearned Premium Reserves, Direct Losses Paid (deducting salvage), Direct Losses Incurred, Direct Losses Unpaid, Direct Defense and Cost Containment Expense Paid, Direct Defense and Cost Containment Expense Incurred, Direct Defense and Cost Containment Expense Unpaid, Commissions and Brokerage Expenses, Taxes, Licenses and Fees. Rows include various insurance categories like Fire, Multiple peril, Flood, etc., and a TOTALS row.

(a) Finance and service charges not included in Lines 1 to 35 \$ 46,526

(b) For health business on indicated lines report: Number of persons insured under PPO managed care products 0 and number of persons insured under indemnity only products 0

19 VA



ANNUAL STATEMENT FOR THE YEAR 2021 OF THE American Modern Property and Casualty Insurance Company

EXHIBIT OF PREMIUMS AND LOSSES (Statutory Page 14)

NAIC Group Code 0361

BUSINESS IN THE STATE OF Washington

DURING THE YEAR 2021

NAIC Company Code 42722

Line of Business	Gross Premiums, Including Policy and Membership Fees, Less Return Premiums and Premiums on Policies not Taken		3 Dividends Paid or Credited to Policyholders on Direct Business	4 Direct Unearned Premium Reserves	5 Direct Losses Paid (deducting salvage)	6 Direct Losses Incurred	7 Direct Losses Unpaid	8 Direct Defense and Cost Containment Expense Paid	9 Direct Defense and Cost Containment Expense Incurred	10 Direct Defense and Cost Containment Expense Unpaid	11 Commissions and Brokerage Expenses	12 Taxes, Licenses and Fees
	1 Direct Premiums Written	2 Direct Premiums Earned										
1. Fire	2,065,114	1,089,442	.0	1,181,635	232,189	352,707	120,730	3,060	3,104	.45	333,766	45,658
2.1 Allied lines	1,934,769	1,018,762	.0	1,113,895	102,370	152,080	73,404	.0	102	102	326,883	42,781
2.2 Multiple peril crop	.0	.0	.0	.0	.0	.0	.0	.0	.0	.0	.0	.0
2.3 Federal flood	.0	.0	.0	.0	.0	.0	.0	.0	.0	.0	.0	.0
2.4 Private crop	.0	.0	.0	.0	.0	.0	.0	.0	.0	.0	.0	.0
2.5 Private flood	.0	.0	.0	.0	.0	.0	.0	.0	.0	.0	.0	.0
3. Farmowners multiple peril	.0	.0	.0	.0	.0	.0	.0	.0	.0	.0	.0	.0
4. Homeowners multiple peril	18,049,501	8,935,151	.0	9,988,636	3,154,289	4,361,770	1,322,495	57,114	98,796	41,695	3,323,049	399,033
5.1 Commercial multiple peril (non-liability portion)	.0	.0	.0	.0	.0	.0	.0	.0	.0	.0	.0	.0
5.2 Commercial multiple peril (liability portion)	.0	.0	.0	.0	.0	.0	.0	.0	.0	.0	.0	.0
6. Mortgage guaranty	.0	.0	.0	.0	.0	.0	.0	.0	.0	.0	.0	.0
8. Ocean marine	214,763	113,021	.0	113,987	7,518	17,717	10,200	.0	110	110	41,940	4,748
9. Inland marine	213,305	116,061	.0	105,727	12,333	27,800	15,519	680	837	158	37,587	4,716
10. Financial guaranty	.0	.0	.0	.0	.0	.0	.0	.0	.0	.0	.0	.0
11. Medical professional liability	.0	.0	.0	.0	.0	.0	.0	.0	.0	.0	.0	.0
12. Earthquake	5,661,006	2,827,283	.0	3,084,486	.0	93,214	93,498	.0	110	111	763,154	125,152
13. Group accident and health (b)	.0	.0	.0	.0	.0	.0	.0	.0	.0	.0	.0	.0
14. Credit accident and health (group and individual)	.0	.0	.0	.0	.0	.0	.0	.0	.0	.0	.0	.0
15.1 Collectively renewable accident and health (b)	.0	.0	.0	.0	.0	.0	.0	.0	.0	.0	.0	.0
15.2 Non-cancelable accident and health(b)	.0	.0	.0	.0	.0	.0	.0	.0	.0	.0	.0	.0
15.3 Guaranteed renewable accident and health(b)	.0	.0	.0	.0	.0	.0	.0	.0	.0	.0	.0	.0
15.4 Non-renewable for stated reasons only (b)	.0	.0	.0	.0	.0	.0	.0	.0	.0	.0	.0	.0
15.5 Other accident only	.0	.0	.0	.0	.0	.0	.0	.0	.0	.0	.0	.0
15.6 Medicare Title XVIII exempt from state taxes or fees	.0	.0	.0	.0	.0	.0	.0	.0	.0	.0	.0	.0
15.7 All other accident and health (b)	.0	.0	.0	.0	.0	.0	.0	.0	.0	.0	.0	.0
15.8 Federal employees health benefits plan premium (b)	.0	.0	.0	.0	.0	.0	.0	.0	.0	.0	.0	.0
16. Workers' compensation	.0	.0	.0	.0	.0	.0	.0	.0	.0	.0	.0	.0
17.1 Other Liability - occurrence	306,970	163,379	.0	172,307	.0	61,585	61,674	.0	2,448	2,461	49,641	6,786
17.2 Other Liability - claims made	.0	.0	.0	.0	.0	.0	.0	.0	.0	.0	.0	.0
17.3 Excess workers' compensation	.0	.0	.0	.0	.0	.0	.0	.0	.0	.0	.0	.0
18. Products liability	.0	.0	.0	.0	.0	.0	.0	.0	.0	.0	.0	.0
19.1 Private passenger auto no-fault (personal injury protection)	38,897	20,136	.0	19,516	11,421	44,596	33,176	.0	102	102	8,256	860
19.2 Other private passenger auto liability	274,459	144,643	.0	138,688	11,665	266,287	254,635	.0	670	671	58,031	6,068
19.3 Commercial auto no-fault (personal injury protection)	.0	.0	.0	.0	.0	.0	.0	.0	.0	.0	.0	.0
19.4 Other commercial auto liability	.0	.0	.0	.0	.0	.0	.0	.0	.0	.0	.0	.0
21.1 Private passenger auto physical damage	1,246,393	667,052	.0	627,255	142,462	396,109	253,612	1,020	1,022	.2	291,019	27,555
21.2 Commercial auto physical damage	.0	.0	.0	.0	.0	.0	.0	.0	.0	.0	.0	.0
22. Aircraft (all perils)	.0	.0	.0	.0	.0	.0	.0	.0	.0	.0	.0	.0
23. Fidelity	.0	.0	.0	.0	.0	.0	.0	.0	.0	.0	.0	.0
24. Surety	.0	.0	.0	.0	.0	.0	.0	.0	.0	.0	.0	.0
26. Burglary and theft	.0	.0	.0	.0	.0	.0	.0	.0	.0	.0	.0	.0
27. Boiler and machinery	.0	.0	.0	.0	8,462	13,962	5,500	.0	.0	.0	.0	.0
28. Credit	.0	.0	.0	.0	.0	.0	.0	.0	.0	.0	.0	.0
29. International	.0	.0	.0	.0	.0	.0	.0	.0	.0	.0	.0	.0
30. Warranty	.0	.0	.0	.0	.0	.0	.0	.0	.0	.0	.0	.0
34. Aggregate write-ins for other lines of business	.0	.0	.0	.0	.0	.0	.0	.0	.0	.0	.0	.0
35. TOTALS (a)	30,005,178	15,094,930	0	16,546,133	3,682,709	5,787,827	2,244,442	61,874	107,302	45,457	5,233,327	663,357
DETAILS OF WRITE-INS												
3401.												
3402.												
3403.												
3498. Summary of remaining write-ins for Line 34 from overflow page	.0	.0	.0	.0	.0	.0	.0	.0	.0	.0	.0	.0
3499. Totals (Lines 3401 thru 3403 plus 3498)(Line 34 above)	.0	.0	.0	.0	.0	.0	.0	.0	.0	.0	.0	.0

(a) Finance and service charges not included in Lines 1 to 35 \$ 60,594

(b) For health business on indicated lines report: Number of persons insured under PPO managed care products 0 and number of persons insured under indemnity only products 0

19/W/A



ANNUAL STATEMENT FOR THE YEAR 2021 OF THE American Modern Property and Casualty Insurance Company

EXHIBIT OF PREMIUMS AND LOSSES (Statutory Page 14)

NAIC Group Code 0361

BUSINESS IN THE STATE OF West Virginia

DURING THE YEAR 2021

NAIC Company Code 42722

Table with 12 columns: Line of Business, Direct Premiums Written, Direct Premiums Earned, Dividends Paid or Credited to Policyholders on Direct Business, Direct Unearned Premium Reserves, Direct Losses Paid (deducting salvage), Direct Losses Incurred, Direct Losses Unpaid, Direct Defense and Cost Containment Expense Paid, Direct Defense and Cost Containment Expense Incurred, Direct Defense and Cost Containment Expense Unpaid, Commissions and Brokerage Expenses, Taxes, Licenses and Fees. Rows include various insurance categories like Fire, Multiple peril, Federal flood, etc., and a TOTALS row.

(a) Finance and service charges not included in Lines 1 to 35 \$ 36,751

(b) For health business on indicated lines report: Number of persons insured under PPO managed care products 0 and number of persons insured under indemnity only products 0

191WV



ANNUAL STATEMENT FOR THE YEAR 2021 OF THE American Modern Property and Casualty Insurance Company

EXHIBIT OF PREMIUMS AND LOSSES (Statutory Page 14)

NAIC Group Code 0361

BUSINESS IN THE STATE OF Wisconsin

DURING THE YEAR 2021

NAIC Company Code 42722

Table with 12 columns: Line of Business, Direct Premiums Written, Direct Premiums Earned, Dividends Paid or Credited to Policyholders on Direct Business, Direct Unearned Premium Reserves, Direct Losses Paid (deducting salvage), Direct Losses Incurred, Direct Losses Unpaid, Direct Defense and Cost Containment Expense Paid, Direct Defense and Cost Containment Expense Incurred, Direct Defense and Cost Containment Expense Unpaid, Commissions and Brokerage Expenses, Taxes, Licenses and Fees. Rows include Fire, Allied lines, Multiple peril crop, Federal flood, Private crop, Private flood, Farmowners multiple peril, Homeowners multiple peril, Commercial multiple peril (non-liability portion), Commercial multiple peril (liability portion), Mortgage guaranty, Ocean marine, Inland marine, Financial guaranty, Medical professional liability, Earthquake, Group accident and health (b), Credit accident and health (group and individual), Collectively renewable accident and health (b), Non-cancelable accident and health(b), Guaranteed renewable accident and health(b), Non-renewable for stated reasons only (b), Other accident only, Medicare Title XVIII exempt from state taxes or fees, All other accident and health (b), Federal employees health benefits plan premium (b), Workers' compensation, Other Liability - occurrence, Other Liability - claims made, Excess workers' compensation, Products liability, Private passenger auto no-fault (personal injury protection), Other private passenger auto liability, Commercial auto no-fault (personal injury protection), Other commercial auto liability, Private passenger auto physical damage, Commercial auto physical damage, Aircraft (all perils), Fidelity, Surety, Burglary and theft, Boiler and machinery, Credit, International, Warranty, Aggregate write-ins for other lines of business, TOTALS (a), DETAILS OF WRITE-INS (3401-3403, 3498, 3499).

(a) Finance and service charges not included in Lines 1 to 35 \$ 25,890

(b) For health business on indicated lines report: Number of persons insured under PPO managed care products 0 and number of persons insured under indemnity only products 0

19.WI



ANNUAL STATEMENT FOR THE YEAR 2021 OF THE American Modern Property and Casualty Insurance Company

EXHIBIT OF PREMIUMS AND LOSSES (Statutory Page 14)

NAIC Group Code 0361

BUSINESS IN THE STATE OF Wyoming

DURING THE YEAR 2021

NAIC Company Code 42722

Table with 12 columns: Line of Business, Direct Premiums Written, Direct Premiums Earned, Dividends Paid or Credited to Policyholders on Direct Business, Direct Unearned Premium Reserves, Direct Losses Paid (deducting salvage), Direct Losses Incurred, Direct Losses Unpaid, Direct Defense and Cost Containment Expense Paid, Direct Defense and Cost Containment Expense Incurred, Direct Defense and Cost Containment Expense Unpaid, Commissions and Brokerage Expenses, Taxes, Licenses and Fees. Rows include various insurance categories like Fire, Multiple peril, Federal flood, etc., and a TOTALS row.

(a) Finance and service charges not included in Lines 1 to 35 \$ 9,856

(b) For health business on indicated lines report: Number of persons insured under PPO managed care products 0 and number of persons insured under indemnity only products 0

191WV



ANNUAL STATEMENT FOR THE YEAR 2021 OF THE American Modern Property and Casualty Insurance Company

EXHIBIT OF PREMIUMS AND LOSSES (Statutory Page 14)

NAIC Group Code 0361

BUSINESS IN THE STATE OF Grand Total

DURING THE YEAR 2021

NAIC Company Code 42722

Table with 12 columns: Line of Business, Direct Premiums Written, Direct Premiums Earned, Dividends Paid or Credited to Policyholders on Direct Business, Direct Unearned Premium Reserves, Direct Losses Paid (deducting salvage), Direct Losses Incurred, Direct Losses Unpaid, Direct Defense and Cost Containment Expense Paid, Direct Defense and Cost Containment Expense Incurred, Direct Defense and Cost Containment Expense Unpaid, Commissions and Brokerage Expenses, Taxes, Licenses and Fees. Rows include various insurance categories like Fire, Marine, Auto, and a TOTALS row.

(a) Finance and service charges not included in Lines 1 to 35 \$ 2,761,230

(b) For health business on indicated lines report: Number of persons insured under PPO managed care products 0 and number of persons insured under indemnity only products 0

19GT

ANNUAL STATEMENT FOR THE YEAR 2021 OF THE American Modern Property and Casualty Insurance Company

SCHEDULE F - PART 1

Assumed Reinsurance as of December 31, Current Year (\$000 Omitted)

1 ID Number	2 NAIC Com- pany Code	3 Name of Reinsured	4 Domiciliary Jurisdiction	5 Assumed Premium	Reinsurance On		8 Cols. 6 + 7	9 Contingent Commissions Payable	10 Assumed Premiums Receivable	11 Unearned Premium	12 Funds Held By or Deposited With Reinsured Companies	13 Letters of Credit Posted	14 Amount of Assets Pledged or Compensating Balances to Secure Letters of Credit	15 Amount of Assets Pledged or Collateral Held in Trust
					6 Paid Losses and Loss Adjustment Expenses	7 Known Case Losses and LAE								
31-0715697	23469	AMERICAN MODERN HOME INS CO	OH	51,895	8,820	7,260	16,080	0	73,785	26,758	0	0	0	0
0199999. Affiliates - U.S. Intercompany Pooling				51,895	8,820	7,260	16,080	0	73,785	26,758	0	0	0	0
0499999. Total - U.S. Non-Pool				0	0	0	0	0	0	0	0	0	0	0
0799999. Total - Other (Non-U.S.)				0	0	0	0	0	0	0	0	0	0	0
0899999. Total - Affiliates				51,895	8,820	7,260	16,080	0	73,785	26,758	0	0	0	0
AA-9991202	00000	CONNECTICUT FAIR PLAN	CT	10	11	2	13	0	12	3	0	0	0	0
AA-9991206	00000	ILLINOIS FAIR PLAN ASSOCIATION	IL	7	10	1	11	0	28	3	0	0	0	0
42-0941910	15775	IOWA FAIR PLAN ASSOCIATION	IA	2	3	1	3	0	2	1	0	0	0	0
AA-9991210	00000	KENTUCKY FAIR PLAN REINSURANCE ASS.	KY	2	2	0	2	0	5	1	0	0	0	0
38-1956049	34029	MICHIGAN BASIC PROPERTY INSURANCE	MI	47	18	9	27	0	111	16	0	0	0	0
AA-9991217	00000	MISSOURI PROPERTY INSURANCE	MO	9	15	3	17	0	16	4	0	0	0	0
AA-9991215	00000	Minnesota FAIR PLAN	MN	1	1	0	1	0	1	1	0	0	0	0
AA-9991218	00000	New Jersey Insurance Underwriting Association	NJ	13	3	2	5	0	6	6	0	0	0	0
AA-9991222	00000	OHIO FAIR PLAN UNDERWRITING ASSOC	OH	70	56	11	66	0	(11)	35	0	0	0	0
AA-9991225	00000	RHODE ISLAND JOINT REINS ASSOC	RI	1,239	42	10	52	0	89	25	0	0	0	0
AA-9991229	00000	WISCONSIN INSURANCE PLAN	WI	10	10	2	12	0	10	5	0	0	0	0
1099999. Total Pools, Associations or Other Similar Facilities - Mandatory Pools				1,411	171	42	212	0	269	101	0	0	0	0
1299999. Total - Pools and Associations				1,411	171	42	212	0	269	101	0	0	0	0
9999999 Totals				53,307	8,991	7,302	16,293	0	74,054	26,858	0	0	0	0

SCHEDULE F - PART 2

Premium Portfolio Reinsurance Effected or (Canceled) during Current Year

1 ID Number	2 NAIC Com- pany Code	3 Name of Company	4 Date of Contract	5 Original Premium	6 Reinsurance Premium
NONE					

ANNUAL STATEMENT FOR THE YEAR 2021 OF THE American Modern Property and Casualty Insurance Company

SCHEDULE F - PART 3

Ceded Reinsurance as of December 31, Current Year (\$000 Omitted)

1 ID Number	2 NAIC Com- pany Code	3 Name of Reinsurer	4 Domiciliary Jurisdiction	5 Special Code	6 Reinsurance Premiums Ceded	Reinsurance Recoverable On										16 Amount in Dispute included in Column 15	Reinsurance Payable		19 Net Amount Recoverable From Reinsurers Cols. 15 - [17 + 18]	20 Funds Held by Company Under Reinsurance Treaties
						7 Paid Losses	8 Paid LAE	9 Known Case Loss Reserves	10 Known Case LAE Reserves	11 IBNR Loss Reserves	12 IBNR LAE Reserves	13 Unearned Premiums	14 Contingent Commis- sions	15 Columns 7 through 14 Totals	17 Ceded Balances Payable		18 Other Amounts Due to Reinsurers			
31-0715697	23469	AMERICAN MODERN HOME INS CO	OH		1,037,420	73,316	0	108,465	7,693	51,189	7,085	544,100	0	791,847	0	189,891	0	601,956	0	
0199999. Total Authorized - Affiliates - U.S. Intercompany Pooling					1,037,420	73,316	0	108,465	7,693	51,189	7,085	544,100	0	791,847	0	189,891	0	601,956	0	
0499999. Total Authorized - Affiliates - U.S. Non-Pool					0	0	0	0	0	0	0	0	0	0	0	0	0	0	0	0
0799999. Total Authorized - Affiliates - Other (Non-U.S.)					0	0	0	0	0	0	0	0	0	0	0	0	0	0	0	0
0899999. Total Authorized - Affiliates					1,037,420	73,316	0	108,465	7,693	51,189	7,085	544,100	0	791,847	0	189,891	0	601,956	0	
AA-9991500	00000	ILLINOIS MINE SUBSIDENCE INSURANCE FUN	IL		273	0	0	0	0	0	0	0	0	0	0	0	0	0	0	
AA-9991501	00000	INDIANA MINE SUBSIDENCE	IN		5	0	0	0	0	0	0	0	0	0	0	0	0	0	0	
AA-9991502	00000	KENTUCKY MINE SUBSIDENCE INS FUND	KY		10	0	0	0	0	0	0	0	0	0	0	0	0	0	0	
AA-9991503	00000	OHIO MINE SUBSIDENCE FUND	OH		9	0	0	0	0	0	0	0	0	0	0	0	0	0	0	
AA-9991506	00000	WEST VIRGINIA BD OF RISK & INS MGMT	WV		117	0	0	0	0	0	0	0	0	0	0	0	0	0	0	
1099999. Total Authorized - Pools - Mandatory Pools					414	0	0	0	0	0	0	0	0	0	0	0	0	0	0	
1499999. Total Authorized Excluding Protected Cells (Sum of 0899999, 0999999, 1099999, 1199999 and 1299999)					1,037,834	73,316	0	108,465	7,693	51,189	7,085	544,100	0	791,847	0	189,891	0	601,956	0	
1899999. Total Unauthorized - Affiliates - U.S. Non-Pool					0	0	0	0	0	0	0	0	0	0	0	0	0	0	0	0
2199999. Total Unauthorized - Affiliates - Other (Non-U.S.)					0	0	0	0	0	0	0	0	0	0	0	0	0	0	0	0
2299999. Total Unauthorized - Affiliates					0	0	0	0	0	0	0	0	0	0	0	0	0	0	0	0
AA-9991310	00000	FLORIDA HURRICANE CATASTROPHE FUND	FL		429	0	0	0	0	0	0	0	0	0	0	(282)	0	282	0	
2599999. Total Unauthorized - Pools - Voluntary Pools					429	0	0	0	0	0	0	0	0	0	0	(282)	0	282	0	
2899999. Total Unauthorized Excluding Protected Cells (Sum of 2299999, 2399999, 2499999, 2599999 and 2699999)					429	0	0	0	0	0	0	0	0	0	0	(282)	0	282	0	
3299999. Total Certified - Affiliates - U.S. Non-Pool					0	0	0	0	0	0	0	0	0	0	0	0	0	0	0	0
3599999. Total Certified - Affiliates - Other (Non-U.S.)					0	0	0	0	0	0	0	0	0	0	0	0	0	0	0	0
3699999. Total Certified - Affiliates					0	0	0	0	0	0	0	0	0	0	0	0	0	0	0	0
4299999. Total Certified Excluding Protected Cells (Sum of 3699999, 3799999, 3899999, 3999999 and 4099999)					0	0	0	0	0	0	0	0	0	0	0	0	0	0	0	0
4699999. Total Reciprocal Jurisdiction - Affiliates - U.S. Non-Pool					0	0	0	0	0	0	0	0	0	0	0	0	0	0	0	0
4999999. Total Reciprocal Jurisdiction - Affiliates - Other (Non-U.S.)					0	0	0	0	0	0	0	0	0	0	0	0	0	0	0	0
5099999. Total Reciprocal Jurisdiction - Affiliates					0	0	0	0	0	0	0	0	0	0	0	0	0	0	0	0
5699999. Total Reciprocal Jurisdiction Excluding Protected Cells (Sum of 5099999, 5199999, 5299999, 5399999 and 5499999)					0	0	0	0	0	0	0	0	0	0	0	0	0	0	0	0
5799999. Total Authorized, Unauthorized, Reciprocal Jurisdiction and Certified Excluding Protected Cells (Sum of 1499999, 2899999, 4299999 and 5699999)					1,038,263	73,316	0	108,465	7,693	51,189	7,085	544,100	0	791,847	0	189,608	0	602,238	0	
5899999. Total Protected Cells (Sum of 1399999, 2799999, 4199999 and 5599999)					0	0	0	0	0	0	0	0	0	0	0	0	0	0	0	0
9999999 Totals					1,038,263	73,316	0	108,465	7,693	51,189	7,085	544,100	0	791,847	0	189,608	0	602,238	0	

ANNUAL STATEMENT FOR THE YEAR 2021 OF THE American Modern Property and Casualty Insurance Company

SCHEDULE F - PART 3 (Continued)

Ceded Reinsurance as of December 31, Current Year (\$000 Omitted)
(Credit Risk)

ID Number From Col. 1	Name of Reinsurer From Col. 3	Collateral				25 Total Funds Held, Payables & Collateral	26 Net Recoverable Net of Funds Held & Collateral	27 Applicable Sch. F Penalty (Col. 78)	Ceded Reinsurance Credit Risk								
		21 Multiple Beneficiary Trusts	22 Letters of Credit	23 Issuing or Confirming Bank Reference Number	24 Single Beneficiary Trusts & Other Allowable Collateral				28 Total Amount Recoverable from Reinsurers Less Penalty (Cols. 15-27)	29 Stressed Recoverable (Col. 28 * 120%)	30 Reinsurance Payable & Funds Held (Cols. 17+18+20; but not in excess of Col. 29)	31 Stressed Net Recoverable (Cols. 29-30)	32 Total Collateral (Cols. 21+22 + 24, not in Excess of Col. 31)	33 Stressed Net Recoverable Net of Collateral Offsets (Cols. 31-32)	34 Reinsurer Designation Equivalent	35 Credit Risk on Collateralized Recoverables (Col. 32 * Factor Applicable to Reinsurer Designation Equivalent in Col. 34)	36 Credit Risk on Un-collateralized Recoverables (Col. 33 * Factor Applicable to Reinsurer Designation Equivalent in Col. 34)
31-0715697	AMERICAN MODERN HOME INS CO	0	0		0	189,891	601,956	0	XXX	XXX	XXX	XXX	XXX	XXX	XXX	XXX	XXX
0199999	Total Authorized - Affiliates - U.S. Intercompany Pooling	0	0	XXX	0	189,891	601,956	0	XXX	XXX	XXX	XXX	XXX	XXX	XXX	XXX	XXX
0499999	Total Authorized - Affiliates - U.S. Non-Pool	0	0	XXX	0	0	0	0	XXX	XXX	XXX	XXX	XXX	XXX	XXX	XXX	XXX
0799999	Total Authorized - Affiliates - Other (Non-U.S.)	0	0	XXX	0	0	0	0	0	0	0	0	0	0	0	0	0
0899999	Total Authorized - Affiliates	0	0	XXX	0	189,891	601,956	0	XXX	XXX	XXX	XXX	XXX	XXX	XXX	XXX	XXX
AA-9991500	ILLINOIS MINE SUBSIDENCE INSURANCE FUN	0	0		0	0	0	0	XXX	XXX	XXX	XXX	XXX	XXX	XXX	XXX	XXX
AA-9991501	INDIANA MINE SUBSIDENCE	0	0		0	0	0	0	XXX	XXX	XXX	XXX	XXX	XXX	XXX	XXX	XXX
AA-9991502	KENTUCKY MINE SUBSIDENCE INS FUND	0	0		0	0	0	0	XXX	XXX	XXX	XXX	XXX	XXX	XXX	XXX	XXX
AA-9991503	OHIO MINE SUBSIDENCE FUND	0	0		0	0	0	0	XXX	XXX	XXX	XXX	XXX	XXX	XXX	XXX	XXX
AA-9991506	WEST VIRGINIA BD OF RISK & INS MGMT	0	0		0	0	0	0	XXX	XXX	XXX	XXX	XXX	XXX	XXX	XXX	XXX
1099999	Total Authorized - Pools - Mandatory Pools	0	0	XXX	0	0	0	0	XXX	XXX	XXX	XXX	XXX	XXX	XXX	XXX	XXX
1499999	Total Authorized Excluding Protected Cells (Sum of 0899999, 0999999, 1099999, 1199999 and 1299999)	0	0	XXX	0	189,891	601,956	0	XXX	XXX	XXX	XXX	XXX	XXX	XXX	XXX	XXX
1899999	Total Unauthorized - Affiliates - U.S. Non-Pool	0	0	XXX	0	0	0	0	XXX	XXX	XXX	XXX	XXX	XXX	XXX	XXX	XXX
2199999	Total Unauthorized - Affiliates - Other (Non-U.S.)	0	0	XXX	0	0	0	0	0	0	0	0	0	0	0	0	0
2299999	Total Unauthorized - Affiliates	0	0	XXX	0	0	0	0	0	0	0	0	0	0	0	0	0
AA-9991310	FLORIDA HURRICANE CATASTROPHE FUND	0	0		0	(282)	282	0	0	0	(282)	282	0	282	6	0	40
2599999	Total Unauthorized - Pools - Voluntary Pools	0	0	XXX	0	(282)	282	0	0	0	(282)	282	0	282	XXX	0	40
2899999	Total Unauthorized Excluding Protected Cells (Sum of 2299999, 2399999, 2499999, 2599999 and 2699999)	0	0	XXX	0	(282)	282	0	0	0	(282)	282	0	282	XXX	0	40
3299999	Total Certified - Affiliates - U.S. Non-Pool	0	0	XXX	0	0	0	0	XXX	XXX	XXX	XXX	XXX	XXX	XXX	XXX	XXX
3599999	Total Certified - Affiliates - Other (Non-U.S.)	0	0	XXX	0	0	0	0	0	0	0	0	0	0	0	0	0
3699999	Total Certified - Affiliates	0	0	XXX	0	0	0	0	0	0	0	0	0	0	0	0	0
4299999	Total Certified Excluding Protected Cells (Sum of 3699999, 3799999, 3899999, 3999999 and 4099999)	0	0	XXX	0	0	0	0	0	0	0	0	0	0	0	0	0
4699999	Total Reciprocal Jurisdiction - Affiliates - U.S. Non-Pool	0	0	XXX	0	0	0	0	XXX	XXX	XXX	XXX	XXX	XXX	XXX	XXX	XXX
4999999	Total Reciprocal Jurisdiction - Affiliates - Other (Non-U.S.)	0	0	XXX	0	0	0	0	0	0	0	0	0	0	0	0	0
5099999	Total Reciprocal Jurisdiction - Affiliates	0	0	XXX	0	0	0	0	0	0	0	0	0	0	0	0	0
5699999	Total Reciprocal Jurisdiction Excluding Protected Cells (Sum of 5099999, 5199999, 5299999, 5399999 and 5499999)	0	0	XXX	0	0	0	0	0	0	0	0	0	0	0	0	0
5799999	Total Authorized, Unauthorized, Reciprocal Jurisdiction and Certified Excluding Protected Cells (Sum of 1499999, 2899999, 4299999 and 5699999)	0	0	XXX	0	189,608	602,238	0	0	0	(282)	282	0	282	XXX	0	40
5899999	Total Protected Cells (Sum of 1399999, 2799999, 4199999 and 5599999)	0	0	XXX	0	0	0	0	XXX	XXX	XXX	XXX	XXX	XXX	XXX	XXX	XXX
9999999	Totals	0	0	XXX	0	189,608	602,238	0	XXX	XXX	(282)	282	0	282	XXX	0	40

ANNUAL STATEMENT FOR THE YEAR 2021 OF THE American Modern Property and Casualty Insurance Company

SCHEDULE F - PART 3 (Continued)

Ceded Reinsurance as of December 31, Current Year (\$000 Omitted)
(Aging of Ceded Reinsurance)

ID Number From Col. 1	Name of Reinsurer From Col. 3	Reinsurance Recoverable on Paid Losses and Paid Loss Adjustment Expenses						44 Total Recoverable on Paid Losses & LAE Amounts in Dispute Included in Col. 43	45 Recoverable on Paid Losses & LAE Over 90 Days Past Due Amounts in Dispute Included in Cols. 40 & 41	46 Total Recoverable on Paid Losses & LAE Amounts Not in Dispute (Cols 43-44)	47 Recoverable on Paid Losses & LAE Over 90 Days Past Due Amounts Not in Dispute (Cols. 40 + 41 - 45)	48 Amounts Received Prior 90 Days	49 Percentage Overdue Col. 42/Col. 43	50 Percentage of Amounts More Than 90 Days Overdue Not in Dispute (Col. 47/(Cols. 46+48))	51 Percentage More Than 120 Days Overdue (Col. 41/ Col. 43)	52 Is the Amount in Col. 50 Less Than 20%? (Yes or No)	53 Amounts in Col. 47 for Reinsurers with Values Less Than 20% in Col. 50
		37 Current	38 Overdue				43 Total Due Cols. 37+42 (In total should equal Cols. 7+8)										
			38 1 - 29 Days	39 30 - 90 Days	40 91 - 120 Days	41 Over 120 Days											
31-0715697	AMERICAN MODERN HOME INS CO	73,316	0	0	0	0	73,316	0	0	73,316	0	0	0.0	0.0	0.0	XXX	0
0199999	Total Authorized - Affiliates - U.S. Intercompany Pooling	73,316	0	0	0	0	73,316	0	0	73,316	0	0	0.0	0.0	0.0	XXX	0
0499999	Total Authorized - Affiliates - U.S. Non-Pool	0	0	0	0	0	0	0	0	0	0	0	0.0	0.0	0.0	XXX	0
0799999	Total Authorized - Affiliates - Other (Non-U.S.)	0	0	0	0	0	0	0	0	0	0	0	0.0	0.0	0.0	XXX	0
0899999	Total Authorized - Affiliates	73,316	0	0	0	0	73,316	0	0	73,316	0	0	0.0	0.0	0.0	XXX	0
AA-9991500	ILLINOIS MINE SUBSIDENCE INSURANCE FUN	0	0	0	0	0	0	0	0	0	0	0	0.0	0.0	0.0	YES	0
AA-9991501	INDIANA MINE SUBSIDENCE	0	0	0	0	0	0	0	0	0	0	0	0.0	0.0	0.0	YES	0
AA-9991502	KENTUCKY MINE SUBSIDENCE INS FUND	0	0	0	0	0	0	0	0	0	0	0	0.0	0.0	0.0	YES	0
AA-9991503	OHIO MINE SUBSIDENCE FUND	0	0	0	0	0	0	0	0	0	0	0	0.0	0.0	0.0	YES	0
AA-9991506	WEST VIRGINIA BD OF RISK & INS MGMT	0	0	0	0	0	0	0	0	0	0	0	0.0	0.0	0.0	YES	0
1099999	Total Authorized - Pools - Mandatory Pools	0	0	0	0	0	0	0	0	0	0	0	0.0	0.0	0.0	XXX	0
1499999	Total Authorized Excluding Protected Cells (Sum of 0899999, 0999999, 1099999, 1199999 and 1299999)	73,316	0	0	0	0	73,316	0	0	73,316	0	0	0.0	0.0	0.0	XXX	0
1899999	Total Unauthorized - Affiliates - U.S. Non-Pool	0	0	0	0	0	0	0	0	0	0	0	0.0	0.0	0.0	XXX	0
2199999	Total Unauthorized - Affiliates - Other (Non-U.S.)	0	0	0	0	0	0	0	0	0	0	0	0.0	0.0	0.0	XXX	0
2299999	Total Unauthorized - Affiliates	0	0	0	0	0	0	0	0	0	0	0	0.0	0.0	0.0	XXX	0
AA-9991310	FLORIDA HURRICANE CATASTROPHE FUND	0	0	0	0	0	0	0	0	0	0	0	0.0	0.0	0.0	YES	0
2599999	Total Unauthorized - Pools - Voluntary Pools	0	0	0	0	0	0	0	0	0	0	0	0.0	0.0	0.0	XXX	0
2899999	Total Unauthorized Excluding Protected Cells (Sum of 2299999, 2399999, 2499999, 2599999 and 2699999)	0	0	0	0	0	0	0	0	0	0	0	0.0	0.0	0.0	XXX	0
3299999	Total Certified - Affiliates - U.S. Non-Pool	0	0	0	0	0	0	0	0	0	0	0	0.0	0.0	0.0	XXX	0
3599999	Total Certified - Affiliates - Other (Non-U.S.)	0	0	0	0	0	0	0	0	0	0	0	0.0	0.0	0.0	XXX	0
3699999	Total Certified - Affiliates	0	0	0	0	0	0	0	0	0	0	0	0.0	0.0	0.0	XXX	0
4299999	Total Certified Excluding Protected Cells (Sum of 3699999, 3799999, 3899999, 3999999 and 4099999)	0	0	0	0	0	0	0	0	0	0	0	0.0	0.0	0.0	XXX	0
4699999	Total Reciprocal Jurisdiction - Affiliates - U.S. Non-Pool	0	0	0	0	0	0	0	0	0	0	0	0.0	0.0	0.0	XXX	0
4999999	Total Reciprocal Jurisdiction - Affiliates - Other (Non-U.S.)	0	0	0	0	0	0	0	0	0	0	0	0.0	0.0	0.0	XXX	0
5099999	Total Reciprocal Jurisdiction - Affiliates	0	0	0	0	0	0	0	0	0	0	0	0.0	0.0	0.0	XXX	0
5699999	Total Reciprocal Jurisdiction Excluding Protected Cells (Sum of 5099999, 5199999, 5299999, 5399999 and 5499999)	0	0	0	0	0	0	0	0	0	0	0	0.0	0.0	0.0	XXX	0
5799999	Total Authorized, Unauthorized, Reciprocal Jurisdiction and Certified Excluding Protected Cells (Sum of 1499999, 2899999, 4299999 and 5699999)	73,316	0	0	0	0	73,316	0	0	73,316	0	0	0.0	0.0	0.0	XXX	0

ANNUAL STATEMENT FOR THE YEAR 2021 OF THE American Modern Property and Casualty Insurance Company

SCHEDULE F - PART 3 (Continued)

Ceded Reinsurance as of December 31, Current Year (\$000 Omitted)
(Aging of Ceded Reinsurance)

ID Number From Col. 1	Name of Reinsurer From Col. 3	Reinsurance Recoverable on Paid Losses and Paid Loss Adjustment Expenses						44 Total Recoverable on Paid Losses & LAE Amounts in Dispute Included in Col. 43	45 Recoverable on Paid Losses & LAE Over 90 Days Past Due Amounts Included in Cols. 40 & 41	46 Total Recoverable on Paid Losses & LAE Amounts Not in Dispute (Cols 43-44)	47 Recoverable on Paid Losses & LAE Over 90 Days Past Due Amounts Not in Dispute (Cols. 40 + 41 - 45)	48 Amounts Received Prior 90 Days	49 Percentage Overdue Col. 42/Col. 43	50 Percentage of Amounts More Than 90 Days Overdue Not in Dispute (Col. 47/[Cols. 46+48])	51 Percentage More Than 120 Days Overdue (Col. 41/ Col. 43)	52 Is the Amount in Col. 50 Less Than 20%? (Yes or No)	53 Amounts in Col. 47 for Reinsurers with Values Less Than 20% in Col. 50
		37	Overdue				43 Total Due Cols. 37+42 (In total should equal Cols. 7+8)										
		Current	38 1 - 29 Days	39 30 - 90 Days	40 91 - 120 Days	41 Over 120 Days											
5899999. Total Protected Cells (Sum of 1399999, 2799999, 4199999 and 5599999)		0	0	0	0	0	0	0	0	0	0	0.0	0.0	0.0	XXX	0	
9999999 Totals		73,316	0	0	0	0	73,316	0	0	73,316	0	0	0.0	0.0	0.0	XXX	0

ANNUAL STATEMENT FOR THE YEAR 2021 OF THE American Modern Property and Casualty Insurance Company

SCHEDULE F - PART 3 (Continued)

Ceded Reinsurance as of December 31, Current Year (\$000 Omitted)
(Provision for Reinsurance for Certified Reinsurers)

ID Number From Col. 1	Name of Reinsurer From Col. 3	Provision for Certified Reinsurance														Complete if Col. 52 = "No"; Otherwise Enter 0			69 Provision for Overdue Reinsurance Ceded to Certified Reinsurers (Greater of [Col. 62 + Col. 65] or Col.68; not to Exceed Col. 63)
		54	55	56	57	58	59	60	61	62	63	64	65	66	67	68			
		Certified Reinsurer Rating (1 through 6)	Effective Date of Certified Reinsurer Rating	Percent Collateral Required for Full Credit (0% through 100%)	Catastrophe Recoverables Qualifying for Collateral Deferral	Net Recoverables Subject to Collateral Requirements for Full Credit (Col. 19 - Col. 57)	Dollar Amount of Collateral Required (Col. 56 * Col. 58)	Percent of Collateral Provided for Net Recoverables Subject to Collateral Requirements ([Col. 20 + Col. 21 + Col. 22 + Col. 24] / Col. 58)	Percent Credit Allowed on Net Recoverables Subject to Collateral Requirements (Col. 60 / Col. 56, not to exceed 100%)	20% of Recoverable on Paid Losses & LAE Over 90 Days Past Due Amounts in Dispute (Col. 45 * 20%)	Amount of Credit Allowed for Net Recoverables (Col. 57 + [Col. 58 * Col. 61])	Provision for Reinsurance with Certified Reinsurers Due to Collateral Deficiency (Col. 19 - Col. 63)	20% of Recoverable on Paid Losses & LAE Over 90 Days Past Due Amounts Not in Dispute (Col. 47 * 20%)	Total Collateral Provided (Col. 20 + Col. 21 + Col. 22 + Col. 24, not to Exceed Col. 63)	Net Unsecured Recoverable for Which Credit is Allowed (Col. 63 - Col. 66)	20% of Amount in Col. 67			
31-0715697	AMERICAN MODERN HOME INS CO	XXX	XXX	XXX	XXX	XXX	XXX	XXX	XXX	XXX	XXX	XXX	XXX	XXX	XXX	XXX	XXX		
0199999. Total Authorized - Affiliates - U.S. Intercompany Pooling				XXX	XXX	XXX	XXX	XXX	XXX	XXX	XXX	XXX	XXX	XXX	XXX	XXX	XXX		
0499999. Total Authorized - Affiliates - U.S. Non-Pool				XXX	XXX	XXX	XXX	XXX	XXX	XXX	XXX	XXX	XXX	XXX	XXX	XXX	XXX		
0799999. Total Authorized - Affiliates - Other (Non-U.S.)				XXX	XXX	XXX	XXX	XXX	XXX	XXX	XXX	XXX	XXX	XXX	XXX	XXX	XXX		
0899999. Total Authorized - Affiliates				XXX	XXX	XXX	XXX	XXX	XXX	XXX	XXX	XXX	XXX	XXX	XXX	XXX	XXX		
AA-9991500	ILLINOIS MINE SUBSIDENCE INSURANCE FUN	XXX	XXX	XXX	XXX	XXX	XXX	XXX	XXX	XXX	XXX	XXX	XXX	XXX	XXX	XXX	XXX		
AA-9991501	INDIANA MINE SUBSIDENCE	XXX	XXX	XXX	XXX	XXX	XXX	XXX	XXX	XXX	XXX	XXX	XXX	XXX	XXX	XXX	XXX		
AA-9991502	KENTUCKY MINE SUBSIDENCE INS FUND	XXX	XXX	XXX	XXX	XXX	XXX	XXX	XXX	XXX	XXX	XXX	XXX	XXX	XXX	XXX	XXX		
AA-9991503	OHIO MINE SUBSIDENCE FUND	XXX	XXX	XXX	XXX	XXX	XXX	XXX	XXX	XXX	XXX	XXX	XXX	XXX	XXX	XXX	XXX		
AA-9991506	WEST VIRGINIA BD OF RISK & INS MGMT	XXX	XXX	XXX	XXX	XXX	XXX	XXX	XXX	XXX	XXX	XXX	XXX	XXX	XXX	XXX	XXX		
1099999. Total Authorized - Pools - Mandatory Pools				XXX	XXX	XXX	XXX	XXX	XXX	XXX	XXX	XXX	XXX	XXX	XXX	XXX	XXX		
1499999. Total Authorized Excluding Protected Cells (Sum of 0899999, 0999999, 1099999, 1199999 and 1299999)				XXX	XXX	XXX	XXX	XXX	XXX	XXX	XXX	XXX	XXX	XXX	XXX	XXX	XXX		
1899999. Total Unauthorized - Affiliates - U.S. Non-Pool				XXX	XXX	XXX	XXX	XXX	XXX	XXX	XXX	XXX	XXX	XXX	XXX	XXX	XXX		
2199999. Total Unauthorized - Affiliates - Other (Non-U.S.)				XXX	XXX	XXX	XXX	XXX	XXX	XXX	XXX	XXX	XXX	XXX	XXX	XXX	XXX		
2299999. Total Unauthorized - Affiliates				XXX	XXX	XXX	XXX	XXX	XXX	XXX	XXX	XXX	XXX	XXX	XXX	XXX	XXX		
AA-9991310	FLORIDA HURRICANE CATASTROPHE FUND	XXX	XXX	XXX	XXX	XXX	XXX	XXX	XXX	XXX	XXX	XXX	XXX	XXX	XXX	XXX	XXX		
2599999. Total Unauthorized - Pools - Voluntary Pools				XXX	XXX	XXX	XXX	XXX	XXX	XXX	XXX	XXX	XXX	XXX	XXX	XXX	XXX		
2899999. Total Unauthorized Excluding Protected Cells (Sum of 2299999, 2399999, 2499999, 2599999 and 2699999)				XXX	XXX	XXX	XXX	XXX	XXX	XXX	XXX	XXX	XXX	XXX	XXX	XXX	XXX		
3299999. Total Certified - Affiliates - U.S. Non-Pool				XXX	0	0	0	0	XXX	XXX	0	0	0	0	0	0	0		
3599999. Total Certified - Affiliates - Other (Non-U.S.)				XXX	0	0	0	0	XXX	XXX	0	0	0	0	0	0	0		
3699999. Total Certified - Affiliates				XXX	0	0	0	0	XXX	XXX	0	0	0	0	0	0	0		
4299999. Total Certified Excluding Protected Cells (Sum of 3699999, 3799999, 3899999, 3999999 and 4099999)				XXX	0	0	0	0	XXX	XXX	0	0	0	0	0	0	0		
4699999. Total Reciprocal Jurisdiction - Affiliates - U.S. Non-Pool				XXX	XXX	XXX	XXX	XXX	XXX	XXX	XXX	XXX	XXX	XXX	XXX	XXX	XXX		
4999999. Total Reciprocal Jurisdiction - Affiliates - Other (Non-U.S.)				XXX	XXX	XXX	XXX	XXX	XXX	XXX	XXX	XXX	XXX	XXX	XXX	XXX	XXX		
5099999. Total Reciprocal Jurisdiction - Affiliates				XXX	XXX	XXX	XXX	XXX	XXX	XXX	XXX	XXX	XXX	XXX	XXX	XXX	XXX		
5699999. Total Reciprocal Jurisdiction Excluding Protected Cells (Sum of 5099999, 5199999, 5299999, 5399999 and 5499999)				XXX	XXX	XXX	XXX	XXX	XXX	XXX	XXX	XXX	XXX	XXX	XXX	XXX	XXX		
5799999. Total Authorized, Unauthorized, Reciprocal Jurisdiction and Certified Excluding Protected Cells (Sum of 1499999, 2899999, 4299999 and 5699999)				XXX	0	0	0	0	XXX	XXX	0	0	0	0	0	0	0		
5899999. Total Protected Cells (Sum of 1399999, 2799999, 4199999 and 5599999)				XXX	0	0	0	0	XXX	XXX	0	0	0	0	0	0	0		
9999999 Totals				XXX	0	0	0	0	XXX	XXX	0	0	0	0	0	0	0		

ANNUAL STATEMENT FOR THE YEAR 2021 OF THE American Modern Property and Casualty Insurance Company

SCHEDULE F - PART 3 (Continued)

Ceded Reinsurance as of December 31, Current Year (\$000 Omitted)
(Total Provision for Reinsurance)

ID Number From Col. 1	Name of Reinsurer From Col. 3	70 20% of Recoverable on Paid Losses & LAE Over 90 Days past Due Amounts Not in Dispute (Col. 47 * 20%)	71 Provision for Unauthorized Reinsurance		73 Provision for Overdue Authorized and Reciprocal Jurisdiction Reinsurance		75 Total Provision for Reinsurance			
			72 Provision for Overdue Reinsurance from Unauthorized Reinsurers and Amounts in Dispute (Col. 70 + 20% of the Amount in Col. 16)	74 Complete if Col. 52 = "Yes"; Otherwise Enter 0 20% of Recoverable on Paid Losses & LAE Over 90 Days Past Due Amounts Not in Dispute + 20% of Amounts in Dispute ([Col. 47 * 20%] + [Col. 45 * 20%])	74 Complete if Col. 52 = "No"; Otherwise Enter 0 Greater of 20% of Net Recoverable Net of Funds Held & Collateral, or 20% of Recoverable on Paid Losses & LAE Over 90 Days Past Due (Greater of Col. 26 * 20% or Cols. [40 + 41] * 20%)	75 Provision for Amounts Ceded to Authorized and Reciprocal Reinsurers (Cols. 73 + 74)	76 Provision for Amounts Ceded to Unauthorized Reinsurers (Cols. 71 + 72 Not in Excess of Col. 15)	77 Provision for Amounts Ceded to Certified Reinsurers (Cols. 64 + 69)	78 Total Provision for Reinsurance (Cols. 75 + 76 + 77)	
31-0715697	AMERICAN MODERN HOME INS CO	0	XXX	XXX	0	0	0	XXX	XXX	0
0199999	Total Authorized - Affiliates - U.S. Intercompany Pooling	0	XXX	XXX	0	0	0	XXX	XXX	0
0499999	Total Authorized - Affiliates - U.S. Non-Pool	0	XXX	XXX	0	0	0	XXX	XXX	0
0799999	Total Authorized - Affiliates - Other (Non-U.S.)	0	XXX	XXX	0	0	0	XXX	XXX	0
0899999	Total Authorized - Affiliates	0	XXX	XXX	0	0	0	XXX	XXX	0
AA-9991500	ILLINOIS MINE SUBSIDENCE INSURANCE FUN	0	XXX	XXX	0	0	0	XXX	XXX	0
AA-9991501	INDIANA MINE SUBSIDENCE	0	XXX	XXX	0	0	0	XXX	XXX	0
AA-9991502	KENTUCKY MINE SUBSIDENCE INS FUND	0	XXX	XXX	0	0	0	XXX	XXX	0
AA-9991503	OHIO MINE SUBSIDENCE FUND	0	XXX	XXX	0	0	0	XXX	XXX	0
AA-9991506	WEST VIRGINIA BD OF RISK & INS MGMT	0	XXX	XXX	0	0	0	XXX	XXX	0
1099999	Total Authorized - Pools - Mandatory Pools	0	XXX	XXX	0	0	0	XXX	XXX	0
1499999	Total Authorized Excluding Protected Cells (Sum of 0899999, 0999999, 1099999, 1199999 and 1299999)	0	XXX	XXX	0	0	0	XXX	XXX	0
1899999	Total Unauthorized - Affiliates - U.S. Non-Pool	0	0	0	XXX	XXX	XXX	0	XXX	0
2199999	Total Unauthorized - Affiliates - Other (Non-U.S.)	0	0	0	XXX	XXX	XXX	0	XXX	0
2299999	Total Unauthorized - Affiliates	0	0	0	XXX	XXX	XXX	0	XXX	0
AA-9991310	FLORIDA HURRICANE CATASTROPHE FUND	0	282	0	XXX	XXX	XXX	0	XXX	0
2599999	Total Unauthorized - Pools - Voluntary Pools	0	282	0	XXX	XXX	XXX	0	XXX	0
2899999	Total Unauthorized Excluding Protected Cells (Sum of 2299999, 2399999, 2499999, 2599999 and 2699999)	0	282	0	XXX	XXX	XXX	0	XXX	0
3299999	Total Certified - Affiliates - U.S. Non-Pool	XXX	XXX	XXX	XXX	XXX	XXX	XXX	0	0
3599999	Total Certified - Affiliates - Other (Non-U.S.)	XXX	XXX	XXX	XXX	XXX	XXX	XXX	0	0
3699999	Total Certified - Affiliates	XXX	XXX	XXX	XXX	XXX	XXX	XXX	0	0
4299999	Total Certified Excluding Protected Cells (Sum of 3699999, 3799999, 3899999, 3999999 and 4099999)	XXX	XXX	XXX	XXX	XXX	XXX	XXX	0	0
4699999	Total Reciprocal Jurisdiction - Affiliates - U.S. Non-Pool	0	XXX	XXX	0	0	0	XXX	XXX	0
4999999	Total Reciprocal Jurisdiction - Affiliates - Other (Non-U.S.)	0	XXX	XXX	0	0	0	XXX	XXX	0
5099999	Total Reciprocal Jurisdiction - Affiliates	0	XXX	XXX	0	0	0	XXX	XXX	0
5699999	Total Reciprocal Jurisdiction Excluding Protected Cells (Sum of 5099999, 5199999, 5299999, 5399999 and 5499999)	0	XXX	XXX	0	0	0	XXX	XXX	0
5799999	Total Authorized, Unauthorized, Reciprocal Jurisdiction and Certified Excluding Protected Cells (Sum of 1499999, 2899999, 4299999 and 5699999)	0	282	0	0	0	0	0	0	0
5899999	Total Protected Cells (Sum of 1399999, 2799999, 4199999 and 5599999)	0	0	0	0	0	0	0	0	0
9999999	Totals	0	282	0	0	0	0	0	0	0

ANNUAL STATEMENT FOR THE YEAR 2021 OF THE American Modern Property and Casualty Insurance Company

SCHEDULE F - PART 4

Issuing or Confirming Banks for Letters of Credit from Schedule F, Part 3 (\$000 Omitted)

1 Issuing or Confirming Bank Reference Number Used in Col. 23 of Sch F Part 3	2 Letters of Credit Code	3 American Bankers Association (ABA) Routing Number	4 Issuing or Confirming Bank Name	5 Letters of Credit Amount
NONE				
Total				

ANNUAL STATEMENT FOR THE YEAR 2021 OF THE American Modern Property and Casualty Insurance Company

SCHEDULE F - PART 5

Interrogatories for Schedule F, Part 3 (000 Omitted)

A. Report the five largest provisional commission rates included in the cedant's reinsurance treaties. The commission rate to be reported is by contract with ceded premium in excess of \$50,000:

	1 <u>Name of Reinsurer</u>	2 <u>Commission Rate</u>	3 <u>Ceded Premium</u>
1.	0.000	0
2.	0.000	0
3.	0.000	0
4.	0.000	0
5.	0.000	0

B. Report the five largest reinsurance recoverables reported in Schedule F, Part 3, Column 15, due from any one reinsurer (based on the total recoverables, Schedule F, Part 3, Line 9999999, Column 15), the amount of ceded premium, and indicate whether the recoverables are due from an affiliated insurer.

	1 <u>Name of Reinsurer</u>	2 <u>Total Recoverables</u>	3 <u>Ceded Premiums</u>	4 <u>Affiliated</u>
6.	AMERICAN MODERN HOME INS CO	791,847	1,037,420	Yes [X] No []
7.	FLORIDA HURRICANE CATASTROPHE FUND	0	429	Yes [] No [X]
8.	0	0	Yes [] No []
9.	0	0	Yes [] No []
10.	0	0	Yes [] No []

NOTE: Disclosure of the five largest provisional commission rates should exclude mandatory pools and joint underwriting associations.

ANNUAL STATEMENT FOR THE YEAR 2021 OF THE American Modern Property and Casualty Insurance Company

SCHEDULE F - PART 6

Restatement of Balance Sheet to Identify Net Credit for Reinsurance

	1 As Reported (Net of Ceded)	2 Restatement Adjustments	3 Restated (Gross of Ceded)
ASSETS (Page 2, Col. 3)			
1. Cash and invested assets (Line 12)	117,302,826	0	117,302,826
2. Premiums and considerations (Line 15)	218,437,535	0	218,437,535
3. Reinsurance recoverable on loss and loss adjustment expense payments (Line 16.1)	73,315,922	(73,315,922)	0
4. Funds held by or deposited with reinsured companies (Line 16.2)	0	0	0
5. Other assets	41,442,233	0	41,442,233
6. Net amount recoverable from reinsurers	0	602,238,226	602,238,226
7. Protected cell assets (Line 27)	0	0	0
8. Totals (Line 28)	450,498,516	528,922,304	979,420,820
LIABILITIES (Page 3)			
9. Losses and loss adjustment expenses (Lines 1 through 3)	19,391,103	174,430,845	193,821,948
10. Taxes, expenses, and other obligations (Lines 4 through 8)	78,743,643	0	78,743,643
11. Unearned premiums (Line 9)	26,757,552	544,099,874	570,857,426
12. Advance premiums (Line 10)	0	0	0
13. Dividends declared and unpaid (Line 11.1 and 11.2)	0	0	0
14. Ceded reinsurance premiums payable (net of ceding commissions (Line 12)	189,608,415	(189,608,415)	0
15. Funds held by company under reinsurance treaties (Line 13)	0	0	0
16. Amounts withheld or retained by company for account of others (Line 14)	0	0	0
17. Provision for reinsurance (Line 16)	0	0	0
18. Other liabilities	9,027,173	0	9,027,173
19. Total liabilities excluding protected cell business (Line 26)	323,527,885	528,922,304	852,450,190
20. Protected cell liabilities (Line 27)	0	0	0
21. Surplus as regards policyholders (Line 37)	126,970,631	XXX	126,970,631
22. Totals (Line 38)	450,498,516	528,922,304	979,420,821

NOTE: Is the restatement of this exhibit the result of grossing up balances ceded to affiliates under 100 percent reinsurance or pooling arrangements? Yes [X] No []

If yes, give full explanation: See Note 26

Schedule H - Part 1 - Analysis of Underwriting Operations

NONE

Schedule H - Part 2 - Reserves and Liabilities

NONE

Schedule H - Part 3 - Test of Prior Year's Claim Reserves and Liabilities

NONE

Schedule H - Part 4 - Reinsurance

NONE

Schedule H - Part 5 - Health Claims

NONE

ANNUAL STATEMENT FOR THE YEAR 2021 OF THE American Modern Property and Casualty Insurance Company
SCHEDULE P - PART 1A - HOMEOWNERS/FARMOWNERS
(\$000 OMITTED)

Years in Which Premiums Were Earned and Losses Were Incurred	Premiums Earned			Loss and Loss Expense Payments						10 Salvage and Subrogation Received	11 Total Net Paid Cols (4 - 5 + 6 - 7 + 8 - 9)	12 Number of Claims Reported Direct and Assumed
	1 Direct and Assumed	2 Ceded	3 Net (1 - 2)	Loss Payments		Defense and Cost Containment Payments		Adjusting and Other Payments				
				4 Direct and Assumed	5 Ceded	6 Direct and Assumed	7 Ceded	8 Direct and Assumed	9 Ceded			
1. Prior.....	XXX	XXX	XXX	0	0	1	0	0	0	0	1	XXX
2. 2012.....	27,113	19,423	7,690	13,787	10,804	202	87	1,712	766	49	4,044	4,367
3. 2013.....	26,518	17,854	8,663	11,631	7,658	139	69	1,687	635	52	5,095	3,483
4. 2014.....	26,953	15,936	11,017	11,507	6,232	183	86	1,872	572	34	6,672	3,368
5. 2015.....	27,381	13,935	13,446	12,376	5,903	174	95	2,036	700	71	7,888	3,436
6. 2016.....	30,425	14,782	15,643	15,469	7,914	205	101	1,855	779	174	8,734	3,625
7. 2017.....	30,081	16,202	13,878	16,656	8,864	136	96	1,982	946	261	8,869	3,499
8. 2018.....	29,627	15,504	14,124	19,569	12,031	78	48	2,266	1,099	1,270	8,735	3,221
9. 2019.....	31,284	16,722	14,562	14,371	7,979	65	84	2,878	1,832	94	7,420	2,723
10. 2020.....	34,224	17,978	16,246	22,639	13,068	42	65	2,364	1,363	61	10,549	3,289
11. 2021.....	37,720	19,626	18,094	15,621	8,106	80	115	2,038	1,043	10	8,475	3,000
12. Totals	XXX	XXX	XXX	153,625	88,558	1,305	845	20,691	9,736	2,075	76,482	XXX

	Losses Unpaid				Defense and Cost Containment Unpaid				Adjusting and Other Unpaid		23 Salvage and Subrogation Anticipated	24 Total Net Losses and Expenses Unpaid	25 Number of Claims Outstanding Direct and Assumed
	Case Basis		Bulk + IBNR		Case Basis		Bulk + IBNR						
	13 Direct and Assumed	14 Ceded	15 Direct and Assumed	16 Ceded	17 Direct and Assumed	18 Ceded	19 Direct and Assumed	20 Ceded	21 Direct and Assumed	22 Ceded			
1. Prior.....	7	0	0	0	7	0	0	0	0	0	0	14	0
2. 2012.....	(3)	1	0	0	0	0	0	0	0	0	0	(3)	0
3. 2013.....	(4)	0	0	0	0	0	0	0	0	0	0	(4)	0
4. 2014.....	11	1	0	0	3	1	0	0	0	0	0	11	0
5. 2015.....	1	18	0	0	4	1	0	0	0	0	0	(14)	1
6. 2016.....	18	5	1	1	3	1	0	0	0	0	0	15	0
7. 2017.....	13	19	11	9	9	3	1	0	1	1	0	4	1
8. 2018.....	122	86	121	112	25	6	4	3	11	8	1	67	3
9. 2019.....	243	81	63	29	34	11	7	3	16	4	0	234	5
10. 2020.....	1,006	539	390	218	63	19	22	11	58	22	6	730	19
11. 2021.....	3,617	1,638	1,408	798	10	13	14	8	400	179	33	2,812	139
12. Totals	5,032	2,387	1,994	1,167	157	55	48	26	485	214	40	3,868	168

	Total Losses and Loss Expenses Incurred			Loss and Loss Expense Percentage (Incurred / Premiums Earned)			Nontabular Discount		34 Inter-Company Pooling Participation Percentage	Net Balance Sheet Reserves After Discount	
	26 Direct and Assumed	27 Ceded	28 Net	29 Direct and Assumed	30 Ceded	31 Net	32 Loss	33 Loss Expense		35 Losses Unpaid	36 Loss Expenses Unpaid
1. Prior.....	XXX	XXX	XXX	XXX	XXX	XXX	0	0	XXX	7	7
2. 2012.....	15,698	11,658	4,041	57.9	60.0	52.5	0	0	5.5	(3)	0
3. 2013.....	13,454	8,362	5,091	50.7	46.8	58.8	0	0	5.5	(4)	0
4. 2014.....	13,575	6,891	6,684	50.4	43.2	60.7	0	0	5.5	10	1
5. 2015.....	14,590	6,716	7,874	53.3	48.2	58.6	0	0	5.5	(16)	3
6. 2016.....	17,551	8,802	8,749	57.7	59.5	55.9	0	0	5.5	13	2
7. 2017.....	18,810	9,937	8,873	62.5	61.3	63.9	0	0	5.5	(3)	7
8. 2018.....	22,195	13,393	8,802	74.9	86.4	62.3	0	0	5.5	44	22
9. 2019.....	17,677	10,023	7,654	56.5	59.9	52.6	0	0	5.5	196	38
10. 2020.....	26,584	15,306	11,279	77.7	85.1	69.4	0	0	5.5	639	91
11. 2021.....	23,187	11,900	11,287	61.5	60.6	62.4	0	0	5.5	2,588	224
12. Totals	XXX	XXX	XXX	XXX	XXX	XXX	0	0	XXX	3,472	395

ANNUAL STATEMENT FOR THE YEAR 2021 OF THE American Modern Property and Casualty Insurance Company
SCHEDULE P - PART 1B - PRIVATE PASSENGER AUTO LIABILITY/MEDICAL
(\$000 OMITTED)

Years in Which Premiums Were Earned and Losses Were Incurred	Premiums Earned			Loss and Loss Expense Payments						10 Salvage and Subrogation Received	11 Total Net Paid Cols (4 - 5 + 6 - 7 + 8 - 9)	12 Number of Claims Reported Direct and Assumed
	1 Direct and Assumed	2 Ceded	3 Net (1 - 2)	Loss Payments		Defense and Cost Containment Payments		Adjusting and Other Payments				
				4 Direct and Assumed	5 Ceded	6 Direct and Assumed	7 Ceded	8 Direct and Assumed	9 Ceded			
1. Prior.....	XXX	XXX	XXX	3	0	0	0	0	0	0	4	XXX
2. 2012.....	1,522	163	1,359	875	141	36	4	81	35	13	813	184
3. 2013.....	1,519	162	1,356	835	42	65	4	93	34	19	913	169
4. 2014.....	1,412	121	1,291	581	9	44	0	76	23	9	668	122
5. 2015.....	965	73	892	661	0	50	0	83	27	8	767	121
6. 2016.....	1,169	70	1,099	712	0	31	0	81	28	15	795	112
7. 2017.....	1,302	67	1,235	776	0	43	0	98	31	29	885	103
8. 2018.....	1,337	77	1,260	574	5	23	0	55	9	11	638	44
9. 2019.....	1,336	96	1,240	660	3	19	0	108	39	8	744	54
10. 2020.....	1,301	80	1,222	498	0	6	0	51	0	4	554	39
11. 2021.....	1,863	68	1,794	231	2	4	0	43	0	66	275	52
12. Totals	XXX	XXX	XXX	6,405	202	320	9	769	227	182	7,057	XXX

	Losses Unpaid				Defense and Cost Containment Unpaid				Adjusting and Other Unpaid		23 Salvage and Subrogation Anticipated	24 Total Net Losses and Expenses Unpaid	25 Number of Claims Outstanding Direct and Assumed
	Case Basis		Bulk + IBNR		Case Basis		Bulk + IBNR		21 Direct and Assumed	22 Ceded			
	13 Direct and Assumed	14 Ceded	15 Direct and Assumed	16 Ceded	17 Direct and Assumed	18 Ceded	19 Direct and Assumed	20 Ceded					
1. Prior.....	1	0	0	0	1	0	0	0	0	0	0	2	0
2. 2012.....	0	0	0	0	0	0	0	0	0	0	0	0	0
3. 2013.....	0	0	0	0	0	0	0	0	0	0	0	0	0
4. 2014.....	3	0	0	0	2	0	0	0	0	0	0	5	0
5. 2015.....	(1)	0	2	0	0	0	0	0	1	0	0	2	0
6. 2016.....	11	0	2	0	0	0	0	0	0	0	0	14	0
7. 2017.....	19	0	4	0	3	0	0	0	1	0	0	27	0
8. 2018.....	31	0	5	0	7	0	0	0	2	0	0	45	1
9. 2019.....	96	0	12	0	12	0	1	0	3	0	0	124	2
10. 2020.....	276	0	52	0	9	0	5	0	8	0	0	351	5
11. 2021.....	589	2	266	0	10	0	6	0	61	0	0	930	23
12. Totals	1,024	3	344	1	44	0	14	0	77	0	0	1,499	31

	Total Losses and Loss Expenses Incurred			Loss and Loss Expense Percentage (Incurred / Premiums Earned)			Nontabular Discount		34 Inter-Company Pooling Participation Percentage	Net Balance Sheet Reserves After Discount	
	26 Direct and Assumed	27 Ceded	28 Net	29 Direct and Assumed	30 Ceded	31 Net	32 Loss	33 Loss Expense		35 Losses Unpaid	36 Loss Expenses Unpaid
1. Prior.....	XXX	XXX	XXX	XXX	XXX	XXX	0	0	XXX	1	1
2. 2012.....	992	180	813	65.2	110.1	59.8	0	0	5.5	0	0
3. 2013.....	993	80	913	65.4	49.2	67.3	0	0	5.5	0	0
4. 2014.....	705	33	672	50.0	27.2	52.1	0	0	5.5	3	2
5. 2015.....	796	27	768	82.4	37.4	86.1	0	0	5.5	1	1
6. 2016.....	837	28	810	71.6	39.9	73.6	0	0	5.5	13	1
7. 2017.....	944	31	913	72.5	46.5	73.9	0	0	5.5	23	4
8. 2018.....	697	14	683	52.1	18.4	54.2	0	0	5.5	36	9
9. 2019.....	910	42	868	68.1	43.9	70.0	0	0	5.5	107	17
10. 2020.....	906	1	905	69.6	0.7	74.1	0	0	5.5	328	23
11. 2021.....	1,210	5	1,205	64.9	7.5	67.1	0	0	5.5	852	77
12. Totals	XXX	XXX	XXX	XXX	XXX	XXX	0	0	XXX	1,365	134

ANNUAL STATEMENT FOR THE YEAR 2021 OF THE American Modern Property and Casualty Insurance Company
SCHEDULE P - PART 1C - COMMERCIAL AUTO/TRUCK LIABILITY/MEDICAL
(\$000 OMITTED)

Years in Which Premiums Were Earned and Losses Were Incurred	Premiums Earned			Loss and Loss Expense Payments						10 Salvage and Subrogation Received	11 Total Net Paid Cols (4 - 5 + 6 - 7 + 8 - 9)	12 Number of Claims Reported Direct and Assumed
	1 Direct and Assumed	2 Ceded	3 Net (1 - 2)	Loss Payments		Defense and Cost Containment Payments		Adjusting and Other Payments				
				4 Direct and Assumed	5 Ceded	6 Direct and Assumed	7 Ceded	8 Direct and Assumed	9 Ceded			
1. Prior.....	XXX	XXX	XXX	0	0	0	0	0	0	0	0	XXX
2. 2012.....	582	287	295	348	234	40	23	12	5	2	137	100
3. 2013.....	739	423	316	455	384	52	41	13	5	1	90	115
4. 2014.....	1,058	697	361	576	473	59	50	17	4	16	126	143
5. 2015.....	1,738	1,337	402	998	887	162	147	38	7	4	157	246
6. 2016.....	2,378	1,945	433	1,953	1,765	263	204	52	14	11	287	308
7. 2017.....	1,970	1,607	363	1,421	1,348	142	111	43	11	4	136	241
8. 2018.....	1,499	1,158	342	467	405	105	85	26	0	3	108	93
9. 2019.....	1,000	781	220	231	151	49	27	28	1	3	129	51
10. 2020.....	818	672	146	153	72	16	8	11	1	2	98	24
11. 2021.....	1,257	1,061	196	67	33	4	1	7	2	2	41	18
12. Totals	XXX	XXX	XXX	6,669	5,752	891	697	247	50	47	1,308	XXX

	Losses Unpaid				Defense and Cost Containment Unpaid				Adjusting and Other Unpaid		23 Salvage and Subrogation Anticipated	24 Total Net Losses and Expenses Unpaid	25 Number of Claims Outstanding Direct and Assumed
	Case Basis		Bulk + IBNR		Case Basis		Bulk + IBNR		21 Direct and Assumed	22 Ceded			
	13 Direct and Assumed	14 Ceded	15 Direct and Assumed	16 Ceded	17 Direct and Assumed	18 Ceded	19 Direct and Assumed	20 Ceded					
1. Prior.....	0	0	0	0	0	0	0	0	0	0	0	0	0
2. 2012.....	1	1	1	1	1	1	0	0	0	0	0	0	0
3. 2013.....	0	0	4	4	0	0	1	1	0	0	0	0	0
4. 2014.....	3	3	3	3	1	1	1	1	0	0	0	0	0
5. 2015.....	6	6	17	17	3	3	3	3	1	1	0	0	0
6. 2016.....	46	33	60	60	11	8	12	12	4	4	0	17	1
7. 2017.....	45	42	114	114	4	3	23	23	7	7	0	4	1
8. 2018.....	135	133	136	134	30	28	28	27	11	11	0	6	2
9. 2019.....	112	88	207	198	25	18	42	40	14	13	0	44	3
10. 2020.....	137	85	327	315	16	7	67	65	21	18	0	78	4
11. 2021.....	80	22	718	683	8	5	135	134	56	44	0	110	7
12. Totals	565	413	1,588	1,531	99	74	312	305	116	99	0	258	17

	Total Losses and Loss Expenses Incurred			Loss and Loss Expense Percentage (Incurred / Premiums Earned)			Nontabular Discount		34 Inter-Company Pooling Participation Percentage	Net Balance Sheet Reserves After Discount	
	26 Direct and Assumed	27 Ceded	28 Net	29 Direct and Assumed	30 Ceded	31 Net	32 Loss	33 Loss Expense		35 Losses Unpaid	36 Loss Expenses Unpaid
1. Prior.....	XXX	XXX	XXX	XXX	XXX	XXX	0	0	XXX	0	0
2. 2012.....	403	266	137	69.2	92.5	46.5	0	0	5.5	0	0
3. 2013.....	524	435	90	70.9	102.7	28.4	0	0	5.5	0	0
4. 2014.....	661	535	126	62.4	76.7	34.9	0	0	5.5	0	0
5. 2015.....	1,229	1,071	157	70.7	80.2	39.2	0	0	5.5	0	0
6. 2016.....	2,402	2,098	303	101.0	107.9	70.0	0	0	5.5	13	4
7. 2017.....	1,799	1,659	140	91.3	103.2	38.6	0	0	5.5	3	1
8. 2018.....	937	824	114	62.5	71.1	33.2	0	0	5.5	4	2
9. 2019.....	708	536	172	70.8	68.6	78.3	0	0	5.5	33	11
10. 2020.....	747	571	176	91.4	85.1	120.4	0	0	5.5	64	14
11. 2021.....	1,076	925	151	85.6	87.2	77.3	0	0	5.5	94	17
12. Totals	XXX	XXX	XXX	XXX	XXX	XXX	0	0	XXX	210	49

ANNUAL STATEMENT FOR THE YEAR 2021 OF THE American Modern Property and Casualty Insurance Company

SCHEDULE P - PART 1D - WORKERS' COMPENSATION
(EXCLUDING EXCESS WORKERS' COMPENSATION)

(\$000 OMITTED)

Years in Which Premiums Were Earned and Losses Were Incurred	Premiums Earned			Loss and Loss Expense Payments						12 Number of Claims Reported Direct and Assumed		
	1 Direct and Assumed	2 Ceded	3 Net (1 - 2)	Loss Payments		Defense and Cost Containment Payments		Adjusting and Other Payments			10 Salvage and Subrogation Received	11 Total Net Paid Cols (4 - 5 + 6 - 7 + 8 - 9)
				4	5	6	7	8	9			
				Direct and Assumed	Ceded	Direct and Assumed	Ceded	Direct and Assumed	Ceded			
1. Prior	XXX	XXX	XXX	0	0	0	0	0	0	0	0	XXX
2. 2012	0	0	0	0	0	0	0	0	0	0	0	0
3. 2013	159	159	0	69	69	9	9	0	0	4	0	15
4. 2014	600	600	0	108	108	32	32	0	0	1	0	60
5. 2015	741	741	0	225	225	58	58	0	0	12	0	68
6. 2016	705	705	0	235	235	75	75	1	1	4	0	77
7. 2017	842	842	0	191	191	66	66	1	1	6	0	85
8. 2018	833	833	0	206	206	62	62	2	2	6	0	77
9. 2019	769	769	0	178	178	61	61	1	1	9	0	44
10. 2020	896	896	0	169	169	46	46	0	0	2	0	30
11. 2021	848	848	0	60	60	11	11	0	0	0	0	14
12. Totals	XXX	XXX	XXX	1,442	1,442	420	420	7	7	44	0	XXX

	Losses Unpaid				Defense and Cost Containment Unpaid				Adjusting and Other Unpaid		23 Salvage and Subrogation Anticipated	24 Total Net Losses and Expenses Unpaid	25 Number of Claims Outstanding Direct and Assumed
	Case Basis		Bulk + IBNR		Case Basis		Bulk + IBNR						
	13	14	15	16	17	18	19	20	21	22			
	Direct and Assumed	Ceded	Direct and Assumed	Ceded	Direct and Assumed	Ceded	Direct and Assumed	Ceded	Direct and Assumed	Ceded			
1. Prior	0	0	0	0	0	0	0	0	0	0	0	0	0
2. 2012	0	0	0	0	0	0	0	0	0	0	0	0	0
3. 2013	0	0	20	20	0	0	4	4	1	1	0	0	0
4. 2014	15	15	36	36	1	1	8	8	2	2	0	0	0
5. 2015	9	9	95	95	2	2	21	21	5	5	0	0	1
6. 2016	28	28	80	80	4	4	18	18	5	5	0	0	1
7. 2017	34	34	153	153	3	3	34	34	9	9	0	0	1
8. 2018	39	39	260	260	7	7	55	55	14	14	0	0	2
9. 2019	80	80	240	240	14	14	53	53	15	15	0	0	4
10. 2020	122	122	266	266	19	19	58	58	17	17	0	0	6
11. 2021	129	129	319	319	23	23	70	70	34	34	0	0	8
12. Totals	456	456	1,468	1,468	72	72	320	320	103	103	0	0	23

	Total Losses and Loss Expenses Incurred			Loss and Loss Expense Percentage (Incurred / Premiums Earned)			Nontabular Discount		34 Inter-Company Pooling Participation Percentage	Net Balance Sheet Reserves After Discount	
	26	27	28	29	30	31	32	33		35	36
	Direct and Assumed	Ceded	Net	Direct and Assumed	Ceded	Net	Loss	Loss Expense		Losses Unpaid	Loss Expenses Unpaid
1. Prior	XXX	XXX	XXX	XXX	XXX	XXX	0	0	XXX	0	0
2. 2012	0	0	0	0.0	0.0	0.0	0	0	5.5	0	0
3. 2013	103	103	0	64.9	64.9	0.0	0	0	5.5	0	0
4. 2014	201	201	0	33.6	33.6	0.0	0	0	5.5	0	0
5. 2015	415	415	0	56.0	56.0	0.0	0	0	5.5	0	0
6. 2016	444	444	0	63.0	63.0	0.0	0	0	5.5	0	0
7. 2017	491	491	0	58.3	58.3	0.0	0	0	5.5	0	0
8. 2018	647	647	0	77.6	77.6	(36.4)	0	0	5.5	0	0
9. 2019	642	642	0	83.5	83.5	(100.0)	0	0	5.5	0	0
10. 2020	698	698	0	77.9	77.9	0.0	0	0	5.5	0	0
11. 2021	646	646	0	76.2	76.2	0.0	0	0	5.5	0	0
12. Totals	XXX	XXX	XXX	XXX	XXX	XXX	0	0	XXX	0	0

ANNUAL STATEMENT FOR THE YEAR 2021 OF THE American Modern Property and Casualty Insurance Company
SCHEDULE P - PART 1E - COMMERCIAL MULTIPLE PERIL
(\$000 OMITTED)

Years in Which Premiums Were Earned and Losses Were Incurred	Premiums Earned			Loss and Loss Expense Payments							10 Salvage and Subrogation Received	11 Total Net Paid Cols (4 - 5 + 6 - 7 + 8 - 9)	12 Number of Claims Reported Direct and Assumed
	1 Direct and Assumed	2 Ceded	3 Net (1 - 2)	Loss Payments		Defense and Cost Containment Payments		Adjusting and Other Payments					
				4 Direct and Assumed	5 Ceded	6 Direct and Assumed	7 Ceded	8 Direct and Assumed	9 Ceded				
	1. Prior.....	XXX	XXX	XXX	2	(5)	2	1	(2)	3			
2. 2012.....	690	411	279	586	312	34	26	29	14	2	297	55	
3. 2013.....	882	193	690	585	86	32	17	30	11	2	534	83	
4. 2014.....	1,531	265	1,266	796	74	66	36	40	13	14	779	96	
5. 2015.....	1,773	428	1,346	797	146	118	77	27	13	22	706	98	
6. 2016.....	1,945	564	1,381	985	279	114	75	25	27	11	744	119	
7. 2017.....	2,013	699	1,314	1,065	331	107	41	19	35	15	785	98	
8. 2018.....	2,109	956	1,153	722	207	115	81	29	13	17	566	75	
9. 2019.....	2,265	1,183	1,082	947	329	71	44	65	36	29	673	57	
10. 2020.....	2,478	1,314	1,164	759	236	52	36	42	13	2	568	46	
11. 2021.....	4,271	3,143	1,128	824	264	18	3	24	13	3	587	32	
12. Totals	XXX	XXX	XXX	8,070	2,260	730	436	328	191	113	6,241	XXX	

	Losses Unpaid				Defense and Cost Containment Unpaid				Adjusting and Other Unpaid		23 Salvage and Subrogation Anticipated	24 Total Net Losses and Expenses Unpaid	25 Number of Claims Outstanding Direct and Assumed
	Case Basis		Bulk + IBNR		Case Basis		Bulk + IBNR		21 Direct and Assumed	22 Ceded			
	13 Direct and Assumed	14 Ceded	15 Direct and Assumed	16 Ceded	17 Direct and Assumed	18 Ceded	19 Direct and Assumed	20 Ceded					
	1. Prior.....	11	10	0	0	3	2	0	0	4			
2. 2012.....	0	0	0	0	0	0	0	0	0	0	0	0	0
3. 2013.....	0	0	1	1	0	0	0	0	0	0	0	0	0
4. 2014.....	0	0	1	1	0	0	1	1	0	0	0	0	0
5. 2015.....	(2)	0	11	10	0	0	7	6	1	1	0	(2)	0
6. 2016.....	90	77	44	43	9	7	28	28	5	5	0	17	1
7. 2017.....	118	96	109	107	12	9	70	69	14	13	0	29	1
8. 2018.....	79	56	196	185	23	14	122	119	20	18	0	47	2
9. 2019.....	98	71	132	123	29	20	80	78	15	12	0	50	3
10. 2020.....	230	100	278	226	23	15	106	93	24	16	0	210	3
11. 2021.....	253	115	911	794	21	19	234	221	123	94	0	300	11
12. Totals	877	526	1,683	1,490	119	86	647	615	205	161	0	653	21

	Total Losses and Loss Expenses Incurred			Loss and Loss Expense Percentage (Incurred / Premiums Earned)			Nontabular Discount		34 Inter-Company Pooling Participation Percentage	Net Balance Sheet Reserves After Discount	
	26 Direct and Assumed	27 Ceded	28 Net	29 Direct and Assumed	30 Ceded	31 Net	32 Loss	33 Loss Expense		35 Losses Unpaid	36 Loss Expenses Unpaid
	1. Prior.....	XXX	XXX	XXX	XXX	XXX	XXX	0		0	XXX
2. 2012.....	649	352	297	94.1	85.6	106.6	0	0	5.5	0	0
3. 2013.....	649	115	534	73.5	59.8	77.4	0	0	5.5	0	0
4. 2014.....	904	125	779	59.0	47.2	61.5	0	0	5.5	0	0
5. 2015.....	957	254	704	54.0	59.3	52.3	0	0	5.5	(2)	0
6. 2016.....	1,300	540	760	66.9	95.8	55.1	0	0	5.5	14	3
7. 2017.....	1,515	700	814	75.2	100.1	62.0	0	0	5.5	24	5
8. 2018.....	1,306	693	613	61.9	72.5	53.2	0	0	5.5	34	13
9. 2019.....	1,437	714	722	63.4	60.4	66.8	0	0	5.5	36	14
10. 2020.....	1,514	737	778	61.1	56.0	66.8	0	0	5.5	182	28
11. 2021.....	2,408	1,522	886	56.4	48.4	78.6	0	0	5.5	256	43
12. Totals	XXX	XXX	XXX	XXX	XXX	XXX	0	0	XXX	545	108

Schedule P - Part 1F - Section 1 - Medical Professional Liability - Occurrence

N O N E

Schedule P - Part 1F - Section 2 - Medical Professional Liability - Claims-Made

N O N E

ANNUAL STATEMENT FOR THE YEAR 2021 OF THE American Modern Property and Casualty Insurance Company
SCHEDULE P - PART 1G - SPECIAL LIABILITY (OCEAN MARINE, AIRCRAFT (ALL PERILS),
BOILER AND MACHINERY)

(\$000 OMITTED)

Years in Which Premiums Were Earned and Losses Were Incurred	Premiums Earned			Loss and Loss Expense Payments						10 Salvage and Subrogation Received	11 Total Net Paid Cols (4 - 5 + 6 - 7 + 8 - 9)	12 Number of Claims Reported Direct and Assumed
	1	2	3	Loss Payments		Defense and Cost Containment Payments		Adjusting and Other Payments				
	Direct and Assumed	Ceded	Net (1 - 2)	4 Direct and Assumed	5 Ceded	6 Direct and Assumed	7 Ceded	8 Direct and Assumed	9 Ceded			
1. Prior	XXX	XXX	XXX	0	0	0	0	0	0	0	0	XXX
2. 2012	671	34	638	792	5	3	0	38	17	58	811	XXX
3. 2013	722	39	683	368	2	3	0	25	9	22	384	XXX
4. 2014	869	34	836	513	0	7	0	36	11	31	545	XXX
5. 2015	894	31	863	437	0	5	0	42	14	20	470	XXX
6. 2016	739	4	735	455	1	8	0	31	13	18	480	XXX
7. 2017	642	7	635	595	2	9	0	35	12	21	625	XXX
8. 2018	688	71	617	508	18	3	0	40	2	22	532	XXX
9. 2019	782	73	710	339	17	0	0	50	19	32	353	XXX
10. 2020	1,221	63	1,158	911	26	1	0	50	1	63	935	XXX
11. 2021	1,474	52	1,422	406	20	0	0	29	1	28	414	XXX
12. Totals	XXX	XXX	XXX	5,324	92	40	0	376	98	316	5,549	XXX

	Losses Unpaid				Defense and Cost Containment Unpaid				Adjusting and Other Unpaid		23 Salvage and Subrogation Anticipated	24 Total Net Losses and Expenses Unpaid	25 Number of Claims Outstanding Direct and Assumed
	Case Basis		Bulk + IBNR		Case Basis		Bulk + IBNR		21 Direct and Assumed	22 Ceded			
	13 Direct and Assumed	14 Ceded	15 Direct and Assumed	16 Ceded	17 Direct and Assumed	18 Ceded	19 Direct and Assumed	20 Ceded					
1. Prior	0	0	0	0	0	0	0	0	0	0	0	0	0
2. 2012	0	0	0	0	0	0	0	0	0	0	0	0	0
3. 2013	0	0	0	0	0	0	0	0	0	0	0	0	0
4. 2014	0	0	0	0	0	0	0	0	0	0	0	0	0
5. 2015	(1)	0	0	0	0	0	0	0	0	0	0	(1)	0
6. 2016	3	0	0	0	0	0	0	0	0	0	0	3	0
7. 2017	(1)	0	0	0	0	0	0	0	0	0	0	(1)	0
8. 2018	6	0	0	0	2	0	0	0	0	0	0	8	0
9. 2019	9	0	0	0	2	0	0	0	0	0	0	11	0
10. 2020	21	0	6	0	2	0	0	0	1	0	0	30	2
11. 2021	179	2	32	0	0	0	0	0	8	0	0	217	4
12. Totals	215	2	39	0	6	0	0	0	10	0	0	267	6

	Total Losses and Loss Expenses Incurred			Loss and Loss Expense Percentage (Incurred / Premiums Earned)			Nontabular Discount		34 Inter-Company Pooling Participation Percentage	Net Balance Sheet Reserves After Discount	
	26	27	28	29	30	31	32	33		35	36
	Direct and Assumed	Ceded	Net	Direct and Assumed	Ceded	Net	Loss	Loss Expense		Losses Unpaid	Loss Expenses Unpaid
1. Prior	XXX	XXX	XXX	XXX	XXX	XXX	0	0	XXX	0	0
2. 2012	833	21	811	124.0	63.2	127.2	0	0	5.5	0	0
3. 2013	396	12	384	54.8	30.1	56.2	0	0	5.5	0	0
4. 2014	556	11	545	64.0	33.1	65.2	0	0	5.5	0	0
5. 2015	483	14	469	54.0	46.5	54.3	0	0	5.5	(1)	0
6. 2016	497	14	483	67.3	349.3	65.7	0	0	5.5	3	0
7. 2017	638	15	624	99.4	216.5	98.2	0	0	5.5	(1)	0
8. 2018	560	20	540	81.3	27.8	87.5	0	0	5.5	6	2
9. 2019	400	36	365	51.2	49.1	51.4	0	0	5.5	9	2
10. 2020	992	27	965	81.3	43.3	83.3	0	0	5.5	27	3
11. 2021	655	24	631	44.4	45.8	44.4	0	0	5.5	209	8
12. Totals	XXX	XXX	XXX	XXX	XXX	XXX	0	0	XXX	252	15

ANNUAL STATEMENT FOR THE YEAR 2021 OF THE American Modern Property and Casualty Insurance Company
SCHEDULE P - PART 1H - SECTION 1 - OTHER LIABILITY - OCCURRENCE
(\$000 OMITTED)

Years in Which Premiums Were Earned and Losses Were Incurred	Premiums Earned			Loss and Loss Expense Payments							10 Salvage and Subrogation Received	11 Total Net Paid Cols (4 - 5 + 6 - 7 + 8 - 9)	12 Number of Claims Reported Direct and Assumed
	1 Direct and Assumed	2 Ceded	3 Net (1 - 2)	Loss Payments		Defense and Cost Containment Payments		Adjusting and Other Payments					
				4 Direct and Assumed	5 Ceded	6 Direct and Assumed	7 Ceded	8 Direct and Assumed	9 Ceded				
1. Prior.....	XXX	XXX	XXX	0	0	2	1	0	0	0	2	XXX	
2. 2012.....	2,471	260	2,211	961	166	166	65	42	17	10	920	81	
3. 2013.....	2,354	57	2,298	691	21	102	4	46	16	1	798	75	
4. 2014.....	2,626	165	2,461	953	68	164	13	65	20	1	1,081	95	
5. 2015.....	3,162	736	2,426	1,521	757	248	161	76	29	6	899	126	
6. 2016.....	3,778	1,897	1,881	1,694	1,228	412	356	88	57	2	553	224	
7. 2017.....	4,101	3,283	818	1,554	1,322	475	415	95	60	7	326	266	
8. 2018.....	4,071	3,211	860	1,166	924	397	334	61	53	4	314	163	
9. 2019.....	3,098	2,232	866	439	301	138	126	73	53	0	170	81	
10. 2020.....	3,236	2,352	884	214	149	40	32	41	23	1	91	43	
11. 2021.....	3,363	2,513	850	54	31	9	5	19	13	0	32	30	
12. Totals	XXX	XXX	XXX	9,247	4,968	2,154	1,510	607	341	32	5,188	XXX	

	Losses Unpaid				Defense and Cost Containment Unpaid				Adjusting and Other Unpaid		23 Salvage and Subrogation Anticipated	24 Total Net Losses and Expenses Unpaid	25 Number of Claims Outstanding Direct and Assumed
	Case Basis		Bulk + IBNR		Case Basis		Bulk + IBNR		21 Direct and Assumed	22 Ceded			
	13 Direct and Assumed	14 Ceded	15 Direct and Assumed	16 Ceded	17 Direct and Assumed	18 Ceded	19 Direct and Assumed	20 Ceded					
1. Prior.....	4	0	35	0	2	0	8	0	2	0	0	51	0
2. 2012.....	0	0	0	0	0	0	0	0	0	0	0	0	0
3. 2013.....	0	0	2	2	0	0	1	1	0	0	0	0	0
4. 2014.....	14	0	4	4	2	0	2	2	1	0	0	17	0
5. 2015.....	46	31	36	35	4	4	23	23	3	3	0	16	1
6. 2016.....	192	179	153	153	29	26	100	100	17	17	0	16	2
7. 2017.....	787	768	360	359	99	95	237	236	47	45	0	27	7
8. 2018.....	857	786	556	553	138	132	364	364	62	59	0	85	9
9. 2019.....	528	391	373	354	112	89	228	224	40	34	0	189	8
10. 2020.....	427	254	550	492	64	45	298	286	49	39	0	272	7
11. 2021.....	284	124	988	886	24	13	489	479	121	98	0	306	9
12. Totals	3,138	2,533	3,057	2,837	473	405	1,752	1,715	343	294	0	977	43

	Total Losses and Loss Expenses Incurred			Loss and Loss Expense Percentage (Incurred / Premiums Earned)			Nontabular Discount		34 Inter-Company Pooling Participation Percentage	Net Balance Sheet Reserves After Discount	
	26 Direct and Assumed	27 Ceded	28 Net	29 Direct and Assumed	30 Ceded	31 Net	32 Loss	33 Loss Expense		35 Losses Unpaid	36 Loss Expenses Unpaid
	1. Prior.....	XXX	XXX	XXX	XXX	XXX	XXX	0		0	XXX
2. 2012.....	1,170	249	920	47.3	95.7	41.6	0	0	5.5	0	0
3. 2013.....	843	45	798	35.8	78.9	34.7	0	0	5.5	0	0
4. 2014.....	1,204	106	1,098	45.9	64.5	44.6	0	0	5.5	15	2
5. 2015.....	1,958	1,043	915	61.9	141.7	37.7	0	0	5.5	16	0
6. 2016.....	2,685	2,117	569	71.1	111.6	30.2	0	0	5.5	13	3
7. 2017.....	3,653	3,300	353	89.1	100.5	43.2	0	0	5.5	21	6
8. 2018.....	3,603	3,204	399	88.5	99.8	46.4	0	0	5.5	74	10
9. 2019.....	1,931	1,572	359	62.3	70.4	41.5	0	0	5.5	156	33
10. 2020.....	1,683	1,320	363	52.0	56.2	41.0	0	0	5.5	231	41
11. 2021.....	1,987	1,649	338	59.1	65.6	39.8	0	0	5.5	262	44
12. Totals	XXX	XXX	XXX	XXX	XXX	XXX	0	0	XXX	825	152

ANNUAL STATEMENT FOR THE YEAR 2021 OF THE American Modern Property and Casualty Insurance Company
SCHEDULE P - PART 1H - SECTION 2 - OTHER LIABILITY - CLAIMS-MADE
(\$000 OMITTED)

Years in Which Premiums Were Earned and Losses Were Incurred	Premiums Earned			Loss and Loss Expense Payments						10 Salvage and Subrogation Received	11 Total Net Paid Cols (4 - 5 + 6 - 7 + 8 - 9)	12 Number of Claims Reported Direct and Assumed
	1 Direct and Assumed	2 Ceded	3 Net (1 - 2)	Loss Payments		Defense and Cost Containment Payments		Adjusting and Other Payments				
				4 Direct and Assumed	5 Ceded	6 Direct and Assumed	7 Ceded	8 Direct and Assumed	9 Ceded			
1. Prior.....	XXX	XXX	XXX	0	0	0	0	0	0	0	0	XXX
2. 2012.....	0	0	0	1	1	1	1	0	0	0	0	0
3. 2013.....	0	0	0	0	0	0	0	0	0	0	0	0
4. 2014.....	1	1	0	0	0	4	4	0	0	0	0	0
5. 2015.....	3	3	0	4	4	9	9	0	0	0	0	0
6. 2016.....	65	65	0	83	83	24	24	0	0	0	0	3
7. 2017.....	145	145	0	65	65	65	65	0	0	1	0	8
8. 2018.....	204	204	0	136	135	10	10	0	0	0	1	6
9. 2019.....	240	240	0	1	1	7	9	0	0	0	(1)	3
10. 2020.....	81	81	0	18	18	2	1	0	0	0	1	2
11. 2021.....	123	123	0	0	0	0	0	0	0	0	0	0
12. Totals	XXX	XXX	XXX	307	307	122	122	1	1	1	1	XXX

	Losses Unpaid				Defense and Cost Containment Unpaid				Adjusting and Other Unpaid		23 Salvage and Subrogation Anticipated	24 Total Net Losses and Expenses Unpaid	25 Number of Claims Outstanding Direct and Assumed
	Case Basis		Bulk + IBNR		Case Basis		Bulk + IBNR						
	13 Direct and Assumed	14 Ceded	15 Direct and Assumed	16 Ceded	17 Direct and Assumed	18 Ceded	19 Direct and Assumed	20 Ceded	21 Direct and Assumed	22 Ceded			
1. Prior.....	0	0	0	0	0	0	0	0	0	0	0	0	0
2. 2012.....	0	0	0	0	0	0	0	0	0	0	0	0	0
3. 2013.....	0	0	0	0	0	0	0	0	0	0	0	0	0
4. 2014.....	0	0	0	0	0	0	0	0	0	0	0	0	0
5. 2015.....	0	0	1	1	0	0	0	0	0	0	0	0	0
6. 2016.....	8	8	2	2	1	1	1	1	0	0	0	0	0
7. 2017.....	30	30	10	10	15	15	6	6	1	1	0	0	0
8. 2018.....	14	14	30	30	16	16	20	20	2	2	0	0	0
9. 2019.....	22	22	25	25	5	5	17	17	3	3	0	0	0
10. 2020.....	2	2	53	53	1	1	17	17	4	4	0	0	0
11. 2021.....	0	0	122	122	0	0	60	60	11	11	0	0	0
12. Totals	76	76	241	241	39	39	123	123	21	21	0	0	2

	Total Losses and Loss Expenses Incurred			Loss and Loss Expense Percentage (Incurred / Premiums Earned)			Nontabular Discount		34 Inter-Company Pooling Participation Percentage	Net Balance Sheet Reserves After Discount	
	26 Direct and Assumed	27 Ceded	28 Net	29 Direct and Assumed	30 Ceded	31 Net	32 Loss	33 Loss Expense		35 Losses Unpaid	36 Loss Expenses Unpaid
1. Prior.....	XXX	XXX	XXX	XXX	XXX	XXX	0	0	XXX	0	0
2. 2012.....	2	2	0	0.0	0.0	0.0	0	0	5.5	0	0
3. 2013.....	0	0	0	0.0	0.0	0.0	0	0	5.5	0	0
4. 2014.....	4	4	0	300.9	300.9	0.0	0	0	5.5	0	0
5. 2015.....	15	15	0	432.2	432.2	0.0	0	0	5.5	0	0
6. 2016.....	120	120	0	185.5	185.5	0.0	0	0	5.5	0	0
7. 2017.....	192	192	0	132.6	132.5	0.0	0	0	5.5	0	0
8. 2018.....	228	227	1	111.6	111.2	0.0	0	0	5.5	0	0
9. 2019.....	81	82	(1)	33.8	34.3	0.0	0	0	5.5	0	0
10. 2020.....	96	95	1	119.0	117.6	0.0	0	0	5.5	0	0
11. 2021.....	194	194	0	157.4	157.4	0.0	0	0	5.5	0	0
12. Totals	XXX	XXX	XXX	XXX	XXX	XXX	0	0	XXX	0	0

ANNUAL STATEMENT FOR THE YEAR 2021 OF THE American Modern Property and Casualty Insurance Company
SCHEDULE P - PART 11 - SPECIAL PROPERTY (FIRE, ALLIED LINES, INLAND MARINE, EARTHQUAKE, BURGLARY AND THEFT)
(\$000 OMITTED)

Years in Which Premiums Were Earned and Losses Were Incurred	Premiums Earned			Loss and Loss Expense Payments						12 Number of Claims Reported Direct and Assumed		
	1	2	3	Loss Payments		Defense and Cost Containment Payments		Adjusting and Other Payments			10 Salvage and Subrogation Received	11 Total Net Paid Cols (4 - 5 + 6 - 7 + 8 - 9)
				4	5	6	7	8	9			
	Direct and Assumed	Ceded	Net (1 - 2)	Direct and Assumed	Ceded	Direct and Assumed	Ceded	Direct and Assumed	Ceded			
1. Prior	XXX	XXX	XXX	226	81	42	8	27	11	56	195	XXX
2. 2020	26,829	11,999	14,830	15,363	6,696	14	10	1,200	513	129	9,358	XXX
3. 2021	30,170	12,277	17,893	12,898	4,842	28	6	1,202	375	35	8,905	XXX
4. Totals	XXX	XXX	XXX	28,487	11,619	84	24	2,429	898	220	18,458	XXX

	Losses Unpaid				Defense and Cost Containment Unpaid				Adjusting and Other Unpaid		23 Salvage and Subrogation Anticipated	24 Total Net Losses and Expenses Unpaid	25 Number of Claims Outstanding Direct and Assumed
	Case Basis		Bulk + IBNR		Case Basis		Bulk + IBNR		Adjusting and Other Unpaid				
	13	14	15	16	17	18	19	20	21	22			
	Direct and Assumed	Ceded	Direct and Assumed	Ceded	Direct and Assumed	Ceded	Direct and Assumed	Ceded	Direct and Assumed	Ceded			
1. Prior	134	75	77	53	22	6	2	1	10	5	0	105	4
2. 2020	397	142	193	124	23	10	4	3	24	11	0	353	7
3. 2021	1,541	814	1,703	670	4	13	4	3	213	103	0	1,861	47
4. Totals	2,072	1,030	1,972	848	48	29	10	7	248	119	0	2,319	58

	Total Losses and Loss Expenses Incurred			Loss and Loss Expense Percentage (Incurred /Premiums Earned)			Nontabular Discount		34 Inter-Company Pooling Participation Percentage	Net Balance Sheet Reserves After Discount	
	26	27	28	29	30	31	32	33		35	36
	Direct and Assumed	Ceded	Net	Direct and Assumed	Ceded	Net	Loss	Loss Expense		Losses Unpaid	Loss Expenses Unpaid
1. Prior	XXX	XXX	XXX	XXX	XXX	XXX	0	0	XXX	83	22
2. 2020	17,219	7,508	9,711	64.2	62.6	65.5	0	0	5.5	325	28
3. 2021	17,593	6,827	10,766	58.3	55.6	60.2	0	0	5.5	1,759	102
4. Totals	XXX	XXX	XXX	XXX	XXX	XXX	0	0	XXX	2,167	152

ANNUAL STATEMENT FOR THE YEAR 2021 OF THE American Modern Property and Casualty Insurance Company
SCHEDULE P - PART 1J - AUTO PHYSICAL DAMAGE
(\$000 OMITTED)

Years in Which Premiums Were Earned and Losses Were Incurred	Premiums Earned			Loss and Loss Expense Payments						10 Salvage and Subrogation Received	11 Total Net Paid Cols (4 - 5 + 6 - 7 + 8 - 9)	12 Number of Claims Reported Direct and Assumed
	1 Direct and Assumed	2 Ceded	3 Net (1 - 2)	Loss Payments		Defense and Cost Containment Payments		Adjusting and Other Payments				
				4 Direct and Assumed	5 Ceded	6 Direct and Assumed	7 Ceded	8 Direct and Assumed	9 Ceded			
1. Prior.....	XXX	XXX	XXX	(7)	(6)	20	0	8	2	34	25	XXX
2. 2020.....	4,202	396	3,806	2,123	164	8	4	178	13	405	2,129	360
3. 2021.....	5,986	410	5,576	2,512	79	14	0	235	4	246	2,678	442
4. Totals.....	XXX	XXX	XXX	4,628	237	42	4	422	19	685	4,832	XXX

	Losses Unpaid				Defense and Cost Containment Unpaid				Adjusting and Other Unpaid		23 Salvage and Subrogation Anticipated	24 Total Net Losses and Expenses Unpaid	25 Number of Claims Outstanding Direct and Assumed
	Case Basis		Bulk + IBNR		Case Basis		Bulk + IBNR		Adjusting and Other Unpaid				
	13 Direct and Assumed	14 Ceded	15 Direct and Assumed	16 Ceded	17 Direct and Assumed	18 Ceded	19 Direct and Assumed	20 Ceded	21 Direct and Assumed	22 Ceded			
1. Prior.....	12	2	17	14	4	0	1	1	2	1	0	19	5
2. 2020.....	7	2	19	11	2	0	1	1	3	1	0	18	7
3. 2021.....	485	21	33	19	2	1	2	1	50	9	0	521	64
4. Totals.....	504	24	69	44	7	1	4	2	55	10	0	558	76

	Total Losses and Loss Expenses Incurred			Loss and Loss Expense Percentage (Incurred / Premiums Earned)			Nontabular Discount		34 Inter-Company Pooling Participation Percentage	Net Balance Sheet Reserves After Discount	
	26 Direct and Assumed	27 Ceded	28 Net	29 Direct and Assumed	30 Ceded	31 Net	32 Loss	33 Loss Expense		35 Losses Unpaid	36 Loss Expenses Unpaid
	1. Prior.....	XXX	XXX	XXX	XXX	XXX	XXX	0		0	XXX
2. 2020.....	2,342	195	2,147	55.7	49.2	56.4	0	0	5.5	13	5
3. 2021.....	3,333	134	3,199	55.7	32.7	57.4	0	0	5.5	479	42
4. Totals.....	XXX	XXX	XXX	XXX	XXX	XXX	0	0	XXX	505	53

ANNUAL STATEMENT FOR THE YEAR 2021 OF THE American Modern Property and Casualty Insurance Company
SCHEDULE P - PART 1K - FIDELITY/SURETY
(\$000 OMITTED)

Years in Which Premiums Were Earned and Losses Were Incurred	Premiums Earned			Loss and Loss Expense Payments						10 Salvage and Subrogation Received	11 Total Net Paid Cols (4 - 5 + 6 - 7 + 8 - 9)	12 Number of Claims Reported Direct and Assumed
	1 Direct and Assumed	2 Ceded	3 Net (1 - 2)	Loss Payments		Defense and Cost Containment Payments		Adjusting and Other Payments				
				4 Direct and Assumed	5 Ceded	6 Direct and Assumed	7 Ceded	8 Direct and Assumed	9 Ceded			
1. Prior.....	XXX	XXX	XXX	0	0	0	0	0	0	0	0	XXX
2. 2020.....	0	0	0	0	0	0	0	0	0	0	0	XXX
3. 2021.....	0	0	0	0	0	0	0	0	0	0	0	XXX
4. Totals	XXX	XXX	XXX	0	0	0	0	0	0	0	0	XXX

	Losses Unpaid				Defense and Cost Containment Unpaid				Adjusting and Other Unpaid		23 Salvage and Subrogation Anticipated	24 Total Net Losses and Expenses Unpaid	25 Number of Claims Outstanding Direct and Assumed
	Case Basis		Bulk + IBNR		Case Basis		Bulk + IBNR		Adjusting and Other Unpaid				
	13 Direct and Assumed	14 Ceded	15 Direct and Assumed	16 Ceded	17 Direct and Assumed	18 Ceded	19 Direct and Assumed	20 Ceded	21 Direct and Assumed	22 Ceded			
1. Prior.....	0	0	0	0	0	0	0	0	0	0	0	0	0
2. 2020.....	0	0	0	0	0	0	0	0	0	0	0	0	0
3. 2021.....	0	0	0	0	0	0	0	0	0	0	0	0	0
4. Totals	0	0	0	0	0	0	0	0	0	0	0	0	0

	Total Losses and Loss Expenses Incurred			Loss and Loss Expense Percentage (Incurred / Premiums Earned)			Nontabular Discount		34 Inter-Company Pooling Participation Percentage	Net Balance Sheet Reserves After Discount	
	26 Direct and Assumed	27 Ceded	28 Net	29 Direct and Assumed	30 Ceded	31 Net	32 Loss	33 Loss Expense		35 Losses Unpaid	36 Loss Expenses Unpaid
	1. Prior.....	XXX	XXX	XXX	XXX	XXX	XXX	0		0	XXX
2. 2020.....	0	0	0	0.0	0.0	0.0	0	0	0.0	0	0
3. 2021.....	0	0	0	0.0	0.0	0.0	0	0	0.0	0	0
4. Totals	XXX	XXX	XXX	XXX	XXX	XXX	0	0	XXX	0	0

ANNUAL STATEMENT FOR THE YEAR 2021 OF THE American Modern Property and Casualty Insurance Company
SCHEDULE P - PART 1L - OTHER (INCLUDING CREDIT, ACCIDENT AND HEALTH)
(\$000 OMITTED)

Years in Which Premiums Were Earned and Losses Were Incurred	Premiums Earned			Loss and Loss Expense Payments						10 Salvage and Subrogation Received	11 Total Net Paid Cols (4 - 5 + 6 - 7 + 8 - 9)	12 Number of Claims Reported Direct and Assumed
	1 Direct and Assumed	2 Ceded	3 Net (1 - 2)	Loss Payments		Defense and Cost Containment Payments		Adjusting and Other Payments				
				4 Direct and Assumed	5 Ceded	6 Direct and Assumed	7 Ceded	8 Direct and Assumed	9 Ceded			
1. Prior.....	XXX	XXX	XXX	0	0	0	0	0	0	0	0	XXX
2. 2020.....	0	0	0	0	0	0	0	0	0	0	0	XXX
3. 2021.....	0	0	0	0	0	0	0	0	0	0	0	XXX
4. Totals	XXX	XXX	XXX	0	0	0	0	0	0	0	0	XXX

	Losses Unpaid				Defense and Cost Containment Unpaid				Adjusting and Other Unpaid		23 Salvage and Subrogation Anticipated	24 Total Net Losses and Expenses Unpaid	25 Number of Claims Outstanding Direct and Assumed
	Case Basis		Bulk + IBNR		Case Basis		Bulk + IBNR		Adjusting and Other Unpaid				
	13 Direct and Assumed	14 Ceded	15 Direct and Assumed	16 Ceded	17 Direct and Assumed	18 Ceded	19 Direct and Assumed	20 Ceded	21 Direct and Assumed	22 Ceded			
1. Prior.....	0	0	0	0	0	0	0	0	0	0	0	0	0
2. 2020.....	0	0	0	0	0	0	0	0	0	0	0	0	0
3. 2021.....	0	0	0	0	0	0	0	0	0	0	0	0	0
4. Totals	0	0	0	0	0	0	0	0	0	0	0	0	0

	Total Losses and Loss Expenses Incurred			Loss and Loss Expense Percentage (Incurred / Premiums Earned)			Nontabular Discount		34 Inter-Company Pooling Participation Percentage	Net Balance Sheet Reserves After Discount	
	26 Direct and Assumed	27 Ceded	28 Net	29 Direct and Assumed	30 Ceded	31 Net	32 Loss	33 Loss Expense		35 Losses Unpaid	36 Loss Expenses Unpaid
	1. Prior.....	XXX	XXX	XXX	XXX	XXX	XXX	0		0	XXX
2. 2020.....	0	0	0	0.0	(28.5)	131,400.0	0	0	5.5	0	0
3. 2021.....	0	0	0	0.0	0.0	0.0	0	0	5.5	0	0
4. Totals	XXX	XXX	XXX	XXX	XXX	XXX	0	0	XXX	0	0

Schedule P - Part 1M - International

N O N E

Schedule P - Part 1N - Reinsurance - Nonproportional Assumed Property

N O N E

Schedule P - Part 1O - Reinsurance - Nonproportional Assumed Liability

N O N E

Schedule P - Part 1P - Reinsurance - Nonproportional Assumed Financial Lines

N O N E

Schedule P - Part 1R - Section 1 - Products Liability - Occurrence

N O N E

Schedule P - Part 1R - Section 2 - Products Liability - Claims-Made

N O N E

Schedule P - Part 1S - Financial Guaranty/Mortgage Guaranty

N O N E

ANNUAL STATEMENT FOR THE YEAR 2021 OF THE American Modern Property and Casualty Insurance Company
SCHEDULE P - PART 1T - WARRANTY
(\$000 OMITTED)

Years in Which Premiums Were Earned and Losses Were Incurred	Premiums Earned			Loss and Loss Expense Payments							12 Number of Claims Reported Direct and Assumed	
	1 Direct and Assumed	2 Ceded	3 Net (1 - 2)	Loss Payments		Defense and Cost Containment Payments		Adjusting and Other Payments		10 Salvage and Subrogation Received		11 Total Net Paid Cols (4 - 5 + 6 - 7 + 8 - 9)
				4 Direct and Assumed	5 Ceded	6 Direct and Assumed	7 Ceded	8 Direct and Assumed	9 Ceded			
1. Prior.....	XXX	XXX	XXX	0	0	0	0	0	0	0	0	XXX
2. 2020.....	0	0	0	0	0	0	0	0	0	0	0	0
3. 2021.....	0	0	0	0	0	0	0	0	0	0	0	0
4. Totals	XXX	XXX	XXX	0	0	0	0	0	0	0	0	XXX

	Losses Unpaid				Defense and Cost Containment Unpaid				Adjusting and Other Unpaid		23 Salvage and Subrogation Anticipated	24 Total Net Losses and Expenses Unpaid	25 Number of Claims Outstanding Direct and Assumed
	Case Basis		Bulk + IBNR		Case Basis		Bulk + IBNR		Adjusting and Other Unpaid				
	13 Direct and Assumed	14 Ceded	15 Direct and Assumed	16 Ceded	17 Direct and Assumed	18 Ceded	19 Direct and Assumed	20 Ceded	21 Direct and Assumed	22 Ceded			
1. Prior.....	0	0	0	0	0	0	0	0	0	0	0	0	0
2. 2020.....	0	0	0	0	0	0	0	0	0	0	0	0	0
3. 2021.....	0	0	0	0	0	0	0	0	0	0	0	0	0
4. Totals	0	0	0	0	0	0	0	0	0	0	0	0	0

	Total Losses and Loss Expenses Incurred			Loss and Loss Expense Percentage (Incurred / Premiums Earned)			Nontabular Discount		34 Inter-Company Pooling Participation Percentage	Net Balance Sheet Reserves After Discount	
	26 Direct and Assumed	27 Ceded	28 Net	29 Direct and Assumed	30 Ceded	31 Net	32 Loss	33 Loss Expense		35 Losses Unpaid	36 Loss Expenses Unpaid
	1. Prior.....	XXX	XXX	XXX	XXX	XXX	XXX	0		0	XXX
2. 2020.....	0	0	0	0.0	0.0	0.0	0	0	5.5	0	0
3. 2021.....	0	0	0	0.0	0.0	0.0	0	0	5.5	0	0
4. Totals	XXX	XXX	XXX	XXX	XXX	XXX	0	0	XXX	0	0

ANNUAL STATEMENT FOR THE YEAR 2021 OF THE American Modern Property and Casualty Insurance Company

SCHEDULE P - PART 2A - HOMEOWNERS/FAROWNERS

Years in Which Losses Were Incurred	INCURRED NET LOSSES AND DEFENSE AND COST CONTAINMENT EXPENSES REPORTED AT YEAR END (\$000 OMITTED)										DEVELOPMENT	
	1 2012	2 2013	3 2014	4 2015	5 2016	6 2017	7 2018	8 2019	9 2020	10 2021	11 One Year	12 Two Year
1. Prior.....	617	460	568	465	452	434	423	449	423	426	3	(23)
2. 2012.....	3,162	3,047	3,124	3,155	3,121	3,102	3,103	3,098	3,098	3,095	(3)	(3)
3. 2013.....	XXX	4,420	4,065	4,101	4,062	4,048	4,047	4,047	4,046	4,040	(6)	(7)
4. 2014.....	XXX	XXX	5,600	5,433	5,356	5,362	5,355	5,363	5,372	5,384	12	21
5. 2015.....	XXX	XXX	XXX	6,612	6,629	6,598	6,564	6,581	6,574	6,538	(37)	(43)
6. 2016.....	XXX	XXX	XXX	XXX	7,717	7,766	7,704	7,753	7,694	7,673	(20)	(79)
7. 2017.....	XXX	XXX	XXX	XXX	XXX	8,171	7,938	7,947	7,944	7,836	(107)	(110)
8. 2018.....	XXX	XXX	XXX	XXX	XXX	XXX	7,770	7,610	7,613	7,632	19	23
9. 2019.....	XXX	XXX	XXX	XXX	XXX	XXX	XXX	6,751	6,463	6,596	132	(156)
10. 2020.....	XXX	XXX	XXX	XXX	XXX	XXX	XXX	XXX	10,246	10,242	(4)	XXX
11. 2021.....	XXX	XXX	XXX	XXX	XXX	XXX	XXX	XXX	XXX	10,071	XXX	XXX
12. Totals											(11)	(378)

SCHEDULE P - PART 2B - PRIVATE PASSENGER AUTO LIABILITY/MEDICAL

1. Prior.....	517	492	427	438	441	441	440	439	440	442	2	3
2. 2012.....	845	768	822	773	765	766	763	769	769	767	(2)	(2)
3. 2013.....	XXX	817	876	851	844	861	862	851	854	854	0	3
4. 2014.....	XXX	XXX	886	664	613	621	622	628	621	620	(1)	(8)
5. 2015.....	XXX	XXX	XXX	876	734	705	706	702	721	712	(9)	10
6. 2016.....	XXX	XXX	XXX	XXX	827	851	832	802	770	757	(14)	(45)
7. 2017.....	XXX	XXX	XXX	XXX	XXX	967	892	866	839	845	6	(20)
8. 2018.....	XXX	XXX	XXX	XXX	XXX	XXX	811	681	675	635	(41)	(46)
9. 2019.....	XXX	XXX	XXX	XXX	XXX	XXX	XXX	912	799	795	(4)	(117)
10. 2020.....	XXX	XXX	XXX	XXX	XXX	XXX	XXX	XXX	870	846	(23)	XXX
11. 2021.....	XXX	XXX	XXX	XXX	XXX	XXX	XXX	XXX	XXX	1,101	XXX	XXX
12. Totals											(86)	(222)

SCHEDULE P - PART 2C - COMMERCIAL AUTO/TRUCK LIABILITY/MEDICAL

1. Prior.....	149	231	171	161	160	160	160	160	160	160	0	0
2. 2012.....	86	98	107	137	131	130	130	130	130	130	0	0
3. 2013.....	XXX	83	68	87	79	85	84	83	81	81	0	(2)
4. 2014.....	XXX	XXX	130	162	123	121	114	113	113	113	0	0
5. 2015.....	XXX	XXX	XXX	176	125	130	120	125	125	127	1	1
6. 2016.....	XXX	XXX	XXX	XXX	213	265	248	259	259	265	6	5
7. 2017.....	XXX	XXX	XXX	XXX	XXX	155	108	107	116	107	(8)	1
8. 2018.....	XXX	XXX	XXX	XXX	XXX	XXX	136	106	96	87	(8)	(18)
9. 2019.....	XXX	XXX	XXX	XXX	XXX	XXX	XXX	117	140	144	4	27
10. 2020.....	XXX	XXX	XXX	XXX	XXX	XXX	XXX	XXX	129	163	34	XXX
11. 2021.....	XXX	XXX	XXX	XXX	XXX	XXX	XXX	XXX	XXX	135	XXX	XXX
12. Totals											28	14

**SCHEDULE P - PART 2D - WORKERS' COMPENSATION
(EXCLUDING EXCESS WORKERS' COMPENSATION)**

1. Prior.....	0	0	0	0	0	0	0	0	0	0	0	0
2. 2012.....	0	0	0	0	0	0	0	0	0	0	0	0
3. 2013.....	XXX	0	0	0	0	0	0	0	0	0	0	0
4. 2014.....	XXX	XXX	0	0	0	0	0	0	0	0	0	0
5. 2015.....	XXX	XXX	XXX	0	0	0	0	0	0	0	0	0
6. 2016.....	XXX	XXX	XXX	XXX	0	0	0	0	0	0	0	0
7. 2017.....	XXX	XXX	XXX	XXX	XXX	0	0	0	0	0	0	0
8. 2018.....	XXX	XXX	XXX	XXX	XXX	XXX	0	0	0	0	0	0
9. 2019.....	XXX	XXX	XXX	XXX	XXX	XXX	XXX	0	0	0	0	0
10. 2020.....	XXX	XXX	XXX	XXX	XXX	XXX	XXX	XXX	0	0	0	XXX
11. 2021.....	XXX	XXX	XXX	XXX	XXX	XXX	XXX	XXX	XXX	0	XXX	XXX
12. Totals											0	0

SCHEDULE P - PART 2E - COMMERCIAL MULTIPLE PERIL

1. Prior.....	20	11	15	26	21	40	23	29	17	35	17	5
2. 2012.....	274	250	258	257	259	280	274	280	281	282	1	2
3. 2013.....	XXX	460	498	528	525	516	515	518	515	514	(1)	(3)
4. 2014.....	XXX	XXX	763	801	771	772	755	756	755	752	(3)	(4)
5. 2015.....	XXX	XXX	XXX	681	700	767	722	701	702	690	(12)	(11)
6. 2016.....	XXX	XXX	XXX	XXX	808	788	755	751	763	762	(1)	11
7. 2017.....	XXX	XXX	XXX	XXX	XXX	843	860	814	799	829	29	15
8. 2018.....	XXX	XXX	XXX	XXX	XXX	XXX	608	603	594	595	1	(8)
9. 2019.....	XXX	XXX	XXX	XXX	XXX	XXX	XXX	768	756	691	(65)	(77)
10. 2020.....	XXX	XXX	XXX	XXX	XXX	XXX	XXX	XXX	751	741	(10)	XXX
11. 2021.....	XXX	XXX	XXX	XXX	XXX	XXX	XXX	XXX	XXX	847	XXX	XXX
12. Totals											(44)	(69)

ANNUAL STATEMENT FOR THE YEAR 2021 OF THE American Modern Property and Casualty Insurance Company
SCHEDULE P - PART 2F - SECTION 1 - MEDICAL PROFESSIONAL LIABILITY - OCCURRENCE

Years in Which Losses Were Incurred	INCURRED NET LOSSES AND DEFENSE AND COST CONTAINMENT EXPENSES REPORTED AT YEAR END (\$000 OMITTED)										DEVELOPMENT	
	1 2012	2 2013	3 2014	4 2015	5 2016	6 2017	7 2018	8 2019	9 2020	10 2021	11 One Year	12 Two Year
1. Prior												
2. 2012												
3. 2013	XXX											
4. 2014	XXX	XXX										
5. 2015	XXX	XXX	XXX									
6. 2016	XXX	XXX	XXX	XXX								
7. 2017	XXX	XXX	XXX	XXX	XXX							
8. 2018	XXX	XXX	XXX	XXX	XXX	XXX						
9. 2019	XXX	XXX	XXX	XXX	XXX	XXX	XXX					
10. 2020	XXX	XXX	XXX	XXX	XXX	XXX	XXX	XXX				XXX
11. 2021	XXX	XXX	XXX	XXX	XXX	XXX	XXX	XXX	XXX		XXX	XXX
12. Totals												

NONE

SCHEDULE P - PART 2F - SECTION 2 - MEDICAL PROFESSIONAL LIABILITY - CLAIMS-MADE

Years in Which Losses Were Incurred	INCURRED NET LOSSES AND DEFENSE AND COST CONTAINMENT EXPENSES REPORTED AT YEAR END (\$000 OMITTED)										DEVELOPMENT	
	1 2012	2 2013	3 2014	4 2015	5 2016	6 2017	7 2018	8 2019	9 2020	10 2021	11 One Year	12 Two Year
1. Prior												
2. 2012												
3. 2013	XXX											
4. 2014	XXX	XXX										
5. 2015	XXX	XXX	XXX									
6. 2016	XXX	XXX	XXX	XXX								
7. 2017	XXX	XXX	XXX	XXX	XXX							
8. 2018	XXX	XXX	XXX	XXX	XXX	XXX						
9. 2019	XXX	XXX	XXX	XXX	XXX	XXX	XXX					
10. 2020	XXX	XXX	XXX	XXX	XXX	XXX	XXX	XXX				XXX
11. 2021	XXX	XXX	XXX	XXX	XXX	XXX	XXX	XXX	XXX		XXX	XXX
12. Totals												

NONE

SCHEDULE P - PART 2G - SPECIAL LIABILITY (OCEAN MARINE, AIRCRAFT (ALL PERILS), BOILER AND MACHINERY)

Years in Which Losses Were Incurred	INCURRED NET LOSSES AND DEFENSE AND COST CONTAINMENT EXPENSES REPORTED AT YEAR END (\$000 OMITTED)										DEVELOPMENT	
	1 2012	2 2013	3 2014	4 2015	5 2016	6 2017	7 2018	8 2019	9 2020	10 2021	11 One Year	12 Two Year
1. Prior	76	24	20	17	17	16	16	16	15	15	0	(1)
2. 2012	738	817	803	794	790	790	790	790	790	790	0	0
3. 2013	XXX	380	366	370	369	369	368	368	368	368	0	0
4. 2014	XXX	XXX	544	533	536	525	523	521	520	520	0	(1)
5. 2015	XXX	XXX	XXX	457	445	442	440	441	441	441	(1)	(1)
6. 2016	XXX	XXX	XXX	XXX	461	469	487	478	466	465	(1)	(13)
7. 2017	XXX	XXX	XXX	XXX	XXX	563	553	580	600	601	1	21
8. 2018	XXX	XXX	XXX	XXX	XXX	XXX	557	498	493	501	8	3
9. 2019	XXX	XXX	XXX	XXX	XXX	XXX	XXX	380	341	333	(8)	(47)
10. 2020	XXX	XXX	XXX	XXX	XXX	XXX	XXX	XXX	930	914	(15)	XXX
11. 2021	XXX	XXX	XXX	XXX	XXX	XXX	XXX	XXX	XXX	595	XXX	XXX
12. Totals											(16)	(38)

SCHEDULE P - PART 2H - SECTION 1 - OTHER LIABILITY - OCCURRENCE

Years in Which Losses Were Incurred	INCURRED NET LOSSES AND DEFENSE AND COST CONTAINMENT EXPENSES REPORTED AT YEAR END (\$000 OMITTED)										DEVELOPMENT	
	1 2012	2 2013	3 2014	4 2015	5 2016	6 2017	7 2018	8 2019	9 2020	10 2021	11 One Year	12 Two Year
1. Prior	1,076	721	684	810	756	771	765	766	715	727	12	(39)
2. 2012	1,180	999	914	900	905	898	896	901	898	896	(2)	(5)
3. 2013	XXX	929	847	879	831	777	771	771	770	768	(2)	(3)
4. 2014	XXX	XXX	1,175	1,249	1,146	1,092	1,061	1,053	1,056	1,053	(3)	0
5. 2015	XXX	XXX	XXX	1,145	963	939	892	872	867	868	0	(4)
6. 2016	XXX	XXX	XXX	XXX	623	503	537	524	520	537	18	13
7. 2017	XXX	XXX	XXX	XXX	XXX	240	289	289	274	317	43	28
8. 2018	XXX	XXX	XXX	XXX	XXX	XXX	342	355	345	386	41	32
9. 2019	XXX	XXX	XXX	XXX	XXX	XXX	XXX	285	258	332	74	47
10. 2020	XXX	XXX	XXX	XXX	XXX	XXX	XXX	XXX	300	334	34	XXX
11. 2021	XXX	XXX	XXX	XXX	XXX	XXX	XXX	XXX	XXX	309	XXX	XXX
12. Totals											216	69

SCHEDULE P - PART 2H - SECTION 2 - OTHER LIABILITY - CLAIMS-MADE

Years in Which Losses Were Incurred	INCURRED NET LOSSES AND DEFENSE AND COST CONTAINMENT EXPENSES REPORTED AT YEAR END (\$000 OMITTED)										DEVELOPMENT	
	1 2012	2 2013	3 2014	4 2015	5 2016	6 2017	7 2018	8 2019	9 2020	10 2021	11 One Year	12 Two Year
1. Prior	0	0	0	0	0	0	0	0	0	0	0	0
2. 2012	0	0	0	0	0	0	0	0	0	0	0	0
3. 2013	XXX	0	0	0	0	0	0	0	0	0	0	0
4. 2014	XXX	XXX	0	0	0	0	0	0	0	0	0	0
5. 2015	XXX	XXX	XXX	0	0	0	0	0	0	0	0	0
6. 2016	XXX	XXX	XXX	XXX	0	0	0	0	0	0	0	0
7. 2017	XXX	XXX	XXX	XXX	XXX	0	0	(4)	0	0	0	5
8. 2018	XXX	XXX	XXX	XXX	XXX	XXX	0	5	(2)	1	3	(4)
9. 2019	XXX	XXX	XXX	XXX	XXX	XXX	XXX	0	(7)	(1)	6	(1)
10. 2020	XXX	XXX	XXX	XXX	XXX	XXX	XXX	XXX	10	1	(9)	XXX
11. 2021	XXX	XXX	XXX	XXX	XXX	XXX	XXX	XXX	XXX	0	XXX	XXX
12. Totals											0	(1)

ANNUAL STATEMENT FOR THE YEAR 2021 OF THE American Modern Property and Casualty Insurance Company
SCHEDULE P - PART 2I - SPECIAL PROPERTY (FIRE, ALLIED LINES, INLAND MARINE, EARTHQUAKE, BURGLARY, AND THEFT)

Years in Which Losses Were Incurred	INCURRED NET LOSSES AND DEFENSE AND COST CONTAINMENT EXPENSES REPORTED AT YEAR END (\$000 OMITTED)										DEVELOPMENT	
	1 2012	2 2013	3 2014	4 2015	5 2016	6 2017	7 2018	8 2019	9 2020	10 2021	11 One Year	12 Two Year
1. Prior.....	XXX	XXX	XXX	XXX	XXX	XXX	XXX	1,111	1,147	1,277	129	166
2. 2020.....	XXX	XXX	XXX	XXX	XXX	XXX	XXX	XXX	9,029	9,010	(19)	XXX
3. 2021.....	XXX	XXX	XXX	XXX	XXX	XXX	XXX	XXX	XXX	9,829	XXX	XXX
4. Totals											110	166

SCHEDULE P - PART 2J - AUTO PHYSICAL DAMAGE

1. Prior.....	XXX	XXX	XXX	XXX	XXX	XXX	XXX	278	188	140	(48)	(138)
2. 2020.....	XXX	XXX	XXX	XXX	XXX	XXX	XXX	XXX	2,229	1,980	(249)	XXX
3. 2021.....	XXX	XXX	XXX	XXX	XXX	XXX	XXX	XXX	XXX	2,927	XXX	XXX
4. Totals											(297)	(138)

SCHEDULE P - PART 2K - FIDELITY/SURETY

1. Prior.....	XXX	XXX	XXX	XXX	XXX	XXX	XXX	XXX	XXX	XXX	XXX	XXX
2. 2020.....	XXX	XXX	XXX	XXX	XXX	XXX	XXX	XXX	XXX	XXX	XXX	XXX
3. 2021.....	XXX	XXX	XXX	XXX	XXX	XXX	XXX	XXX	XXX	XXX	XXX	XXX
4. Totals												

NONE

SCHEDULE P - PART 2L - OTHER (INCLUDING CREDIT, ACCIDENT AND HEALTH)

1. Prior.....	XXX	XXX	XXX	XXX	XXX	XXX	XXX	XXX	XXX	XXX	XXX	XXX
2. 2020.....	XXX	XXX	XXX	XXX	XXX	XXX	XXX	XXX	XXX	XXX	XXX	XXX
3. 2021.....	XXX	XXX	XXX	XXX	XXX	XXX	XXX	XXX	XXX	XXX	XXX	XXX
4. Totals												

NONE

SCHEDULE P - PART 2M - INTERNATIONAL

1. Prior.....												
2. 2012.....												
3. 2013.....	XXX											
4. 2014.....	XXX	XXX										
5. 2015.....	XXX	XXX	XXX									
6. 2016.....	XXX	XXX	XXX	XXX								
7. 2017.....	XXX	XXX	XXX	XXX	XXX							
8. 2018.....	XXX	XXX	XXX	XXX	XXX	XXX						
9. 2019.....	XXX	XXX	XXX	XXX	XXX	XXX	XXX					
10. 2020.....	XXX	XXX	XXX	XXX	XXX	XXX	XXX	XXX				XXX
11. 2021.....	XXX	XXX	XXX	XXX	XXX	XXX	XXX	XXX	XXX		XXX	XXX
12. Totals												

NONE

Schedule P - Part 2N - Reinsurance - Nonproportional Assumed Property

N O N E

Schedule P - Part 2O - Reinsurance - Nonproportional Assumed Liability

N O N E

Schedule P - Part 2P - Reinsurance - Nonproportional Assumed Financial Lines

N O N E

ANNUAL STATEMENT FOR THE YEAR 2021 OF THE American Modern Property and Casualty Insurance Company

SCHEDULE P - PART 2R - SECTION 1 - PRODUCTS LIABILITY - OCCURRENCE

Years in Which Losses Were Incurred	INCURRED NET LOSSES AND DEFENSE AND COST CONTAINMENT EXPENSES REPORTED AT YEAR END (\$000 OMITTED)										DEVELOPMENT	
	1 2012	2 2013	3 2014	4 2015	5 2016	6 2017	7 2018	8 2019	9 2020	10 2021	11 One Year	12 Two Year
1. Prior												
2. 2012												
3. 2013	XXX											
4. 2014	XXX	XXX										
5. 2015	XXX	XXX	XXX									
6. 2016	XXX	XXX	XXX									
7. 2017	XXX	XXX	XXX	XXX								
8. 2018	XXX	XXX	XXX	XXX	XXX	XXX	XXX					
9. 2019	XXX	XXX	XXX	XXX	XXX	XXX	XXX	XXX				
10. 2020	XXX	XXX	XXX	XXX	XXX	XXX	XXX	XXX	XXX			XXX
11. 2021	XXX	XXX	XXX	XXX	XXX	XXX	XXX	XXX	XXX		XXX	XXX
12. Totals												

NONE

SCHEDULE P - PART 2R - SECTION 2 - PRODUCTS LIABILITY - CLAIMS-MADE

1. Prior												
2. 2012												
3. 2013	XXX											
4. 2014	XXX	XXX										
5. 2015	XXX	XXX	XXX									
6. 2016	XXX	XXX	XXX	XXX								
7. 2017	XXX	XXX	XXX	XXX	XXX							
8. 2018	XXX	XXX	XXX	XXX	XXX	XXX	XXX					
9. 2019	XXX	XXX	XXX	XXX	XXX	XXX	XXX	XXX				
10. 2020	XXX	XXX	XXX	XXX	XXX	XXX	XXX	XXX	XXX			XXX
11. 2021	XXX	XXX	XXX	XXX	XXX	XXX	XXX	XXX	XXX		XXX	XXX
12. Totals												

NONE

SCHEDULE P - PART 2S - FINANCIAL GUARANTY/MORTGAGE GUARANTY

1. Prior	XXX	XXX	XXX	XXX	XXX	XXX	XXX	XXX				
2. 2020	XXX	XXX	XXX	XXX	XXX	XXX	XXX	XXX	XXX			XXX
3. 2021	XXX	XXX	XXX	XXX	XXX	XXX	XXX	XXX	XXX		XXX	XXX
4. Totals												

NONE

SCHEDULE P - PART 2T - WARRANTY

1. Prior	XXX	XXX	XXX	XXX	XXX	XXX	XXX	XXX	3	1	1	0	(1)	
2. 2020	XXX	XXX	XXX	XXX	XXX	XXX	XXX	XXX		0	0	0	XXX	
3. 2021	XXX	XXX	XXX	XXX	XXX	XXX	XXX	XXX	XXX		0	XXX	XXX	
4. Totals													0	(1)

ANNUAL STATEMENT FOR THE YEAR 2021 OF THE American Modern Property and Casualty Insurance Company

SCHEDULE P - PART 3A - HOMEOWNERS/FAROWNERS

Years in Which Losses Were Incurred	CUMULATIVE PAID NET LOSSES AND DEFENSE AND COST CONTAINMENT EXPENSES REPORTED AT YEAR END (\$000 OMITTED)										11 Number of Claims Closed With Loss Payment	12 Number of Claims Closed Without Loss Payment
	1	2	3	4	5	6	7	8	9	10		
	2012	2013	2014	2015	2016	2017	2018	2019	2020	2021		
1. Prior	.000	.192	.291	.332	.348	.401	.409	.410	.411	.412	.115	.0
2. 2012	2,256	2,906	3,036	3,091	3,084	3,092	3,097	3,098	3,098	3,098	2,895	1,472
3. 2013	XXX	3,288	3,927	4,003	4,035	4,042	4,044	4,044	4,044	4,044	2,236	1,247
4. 2014	XXX	XXX	4,140	5,067	5,224	5,287	5,315	5,344	5,350	5,372	2,179	1,189
5. 2015	XXX	XXX	XXX	4,979	6,288	6,477	6,531	6,542	6,551	6,551	2,158	1,278
6. 2016	XXX	XXX	XXX	XXX	6,059	7,370	7,606	7,663	7,661	7,658	2,357	1,268
7. 2017	XXX	XXX	XXX	XXX	XXX	6,384	7,586	7,693	7,804	7,833	2,269	1,229
8. 2018	XXX	XXX	XXX	XXX	XXX	XXX	6,392	7,315	7,503	7,568	2,155	1,063
9. 2019	XXX	XXX	XXX	XXX	XXX	XXX	XXX	5,172	6,169	6,373	1,759	958
10. 2020	XXX	XXX	XXX	XXX	XXX	XXX	XXX	XXX	8,108	9,548	2,156	1,114
11. 2021	XXX	XXX	XXX	XXX	XXX	XXX	XXX	XXX	XXX	7,480	1,665	1,196

SCHEDULE P - PART 3B - PRIVATE PASSENGER AUTO LIABILITY/MEDICAL

1. Prior	.000	.243	.342	.398	.430	.435	.435	.435	.436	.440	.19	.0
2. 2012	.307	.581	.703	.739	.755	.762	.763	.763	.764	.767	.78	.106
3. 2013	XXX	.237	.562	.696	.772	.808	.826	.836	.854	.854	.74	.96
4. 2014	XXX	XXX	.176	.407	.539	.583	.606	.610	.615	.615	.63	.59
5. 2015	XXX	XXX	XXX	.207	.451	.606	.640	.665	.709	.711	.61	.60
6. 2016	XXX	XXX	XXX	XXX	.167	.521	.675	.727	.740	.743	.53	.60
7. 2017	XXX	XXX	XXX	XXX	XXX	.220	.502	.700	.773	.819	.44	.59
8. 2018	XXX	XXX	XXX	XXX	XXX	XXX	.185	.424	.558	.591	.28	.15
9. 2019	XXX	XXX	XXX	XXX	XXX	XXX	XXX	.201	.538	.675	.34	.18
10. 2020	XXX	XXX	XXX	XXX	XXX	XXX	XXX	XXX	.207	.504	.22	.13
11. 2021	XXX	XXX	XXX	XXX	XXX	XXX	XXX	XXX	XXX	.233	.20	.9

SCHEDULE P - PART 3C - COMMERCIAL AUTO/TRUCK LIABILITY/MEDICAL

1. Prior	.000	.83	.122	.160	.160	.160	.160	.160	.160	.160	.27	.0
2. 2012	.31	.49	.69	.128	.130	.130	.130	.130	.130	.130	.73	.27
3. 2013	XXX	.34	.53	.67	.77	.78	.80	.81	.81	.81	.81	.34
4. 2014	XXX	XXX	.27	.94	.95	.108	.113	.113	.113	.113	.97	.46
5. 2015	XXX	XXX	XXX	.31	.66	.88	.105	.121	.125	.127	.164	.83
6. 2016	XXX	XXX	XXX	XXX	.42	.133	.167	.237	.245	.248	.200	.107
7. 2017	XXX	XXX	XXX	XXX	XXX	.24	.54	.70	.94	.104	.165	.75
8. 2018	XXX	XXX	XXX	XXX	XXX	XXX	.24	.58	.70	.82	.58	.32
9. 2019	XXX	XXX	XXX	XXX	XXX	XXX	XXX	.23	.78	.102	.29	.19
10. 2020	XXX	XXX	XXX	XXX	XXX	XXX	XXX	XXX	.30	.88	.13	.6
11. 2021	XXX	XXX	XXX	XXX	XXX	XXX	XXX	XXX	XXX	.36	.8	.3

**SCHEDULE P - PART 3D - WORKERS' COMPENSATION
(EXCLUDING EXCESS WORKERS' COMPENSATION)**

1. Prior	.000	.0	.0	.0	.0	.0	.0	.0	.0	.0	.0	.0
2. 2012	.0	.0	.0	.0	.0	.0	.0	.0	.0	.0	.0	.0
3. 2013	XXX	.0	.0	.0	.0	.0	.0	.0	.0	.0	.14	.1
4. 2014	XXX	XXX	.0	.0	.0	.0	.0	.0	.0	.0	.58	.2
5. 2015	XXX	XXX	XXX	.0	.0	.0	.0	.0	.0	.0	.63	.5
6. 2016	XXX	XXX	XXX	XXX	.0	.0	.0	.0	.0	.0	.70	.6
7. 2017	XXX	XXX	XXX	XXX	XXX	.0	.0	.0	.0	.0	.77	.6
8. 2018	XXX	XXX	XXX	XXX	XXX	XXX	.0	.0	.0	.0	.68	.7
9. 2019	XXX	XXX	XXX	XXX	XXX	XXX	XXX	.0	.0	.0	.36	.5
10. 2020	XXX	XXX	XXX	XXX	XXX	XXX	XXX	XXX	.0	.0	.19	.4
11. 2021	XXX	XXX	XXX	XXX	XXX	XXX	XXX	XXX	XXX	.0	.5	.1

SCHEDULE P - PART 3E - COMMERCIAL MULTIPLE PERIL

1. Prior	.000	.0	.6	.8	.12	.28	.26	.24	.25	.33	.16	.0
2. 2012	.205	.234	.244	.247	.250	.251	.279	.281	.281	.282	.34	.21
3. 2013	XXX	.337	.473	.489	.495	.514	.514	.514	.514	.514	.34	.49
4. 2014	XXX	XXX	.453	.654	.713	.738	.751	.752	.752	.752	.56	.40
5. 2015	XXX	XXX	XXX	.424	.541	.574	.690	.692	.692	.692	.64	.34
6. 2016	XXX	XXX	XXX	XXX	.479	.661	.686	.712	.733	.745	.75	.43
7. 2017	XXX	XXX	XXX	XXX	XXX	.557	.699	.767	.775	.800	.60	.37
8. 2018	XXX	XXX	XXX	XXX	XXX	XXX	.358	.480	.504	.550	.40	.33
9. 2019	XXX	XXX	XXX	XXX	XXX	XXX	XXX	.538	.611	.644	.31	.24
10. 2020	XXX	XXX	XXX	XXX	XXX	XXX	XXX	XXX	.447	.539	.25	.18
11. 2021	XXX	XXX	XXX	XXX	XXX	XXX	XXX	XXX	XXX	.576	.14	.7

ANNUAL STATEMENT FOR THE YEAR 2021 OF THE American Modern Property and Casualty Insurance Company
SCHEDULE P - PART 3F - SECTION 1 - MEDICAL PROFESSIONAL LIABILITY - OCCURRENCE

Years in Which Losses Were Incurred	CUMULATIVE PAID NET LOSSES AND DEFENSE AND COST CONTAINMENT EXPENSES REPORTED AT YEAR END (\$000 OMITTED)										11 Number of Claims Closed With Loss Payment	12 Number of Claims Closed Without Loss Payment	
	1	2	3	4	5	6	7	8	9	10			
	2012	2013	2014	2015	2016	2017	2018	2019	2020	2021			
1. Prior.....	.000	0	0	0	0	0	0	0	0	0	0	0	0
2. 2012.....	0	0	0	0	0	0	0	0	0	0	0	0	0
3. 2013.....	XXX	0	0	0	0	0	0	0	0	0	0	0	0
4. 2014.....	XXX	XXX	0	0	0	0	0	0	0	0	0	0	0
5. 2015.....	XXX	XXX	XXX	0	0	0	0	0	0	0	0	0	0
6. 2016.....	XXX	XXX	XXX	XXX	0	0	0	0	0	0	0	0	0
7. 2017.....	XXX	XXX	XXX	XXX	XXX	0	0	0	0	0	0	0	0
8. 2018.....	XXX	XXX	XXX	XXX	XXX	XXX	0	0	0	0	0	0	0
9. 2019.....	XXX	XXX	XXX	XXX	XXX	XXX	XXX	0	0	0	0	0	0
10. 2020.....	XXX	XXX	XXX	XXX	XXX	XXX	XXX	XXX	0	0	0	0	0
11. 2021.....	XXX	XXX	XXX	XXX	XXX	XXX	XXX	XXX	XXX	0	0	0	0

SCHEDULE P - PART 3F - SECTION 2 - MEDICAL PROFESSIONAL LIABILITY - CLAIMS-MADE

1. Prior.....	.000	0	0	0	0	0	0	0	0	0	0	0	0
2. 2012.....	0	0	0	0	0	0	0	0	0	0	0	0	0
3. 2013.....	XXX	0	0	0	0	0	0	0	0	0	0	0	0
4. 2014.....	XXX	XXX	0	0	0	0	0	0	0	0	0	0	0
5. 2015.....	XXX	XXX	XXX	0	0	0	0	0	0	0	0	0	0
6. 2016.....	XXX	XXX	XXX	XXX	0	0	0	0	0	0	0	0	0
7. 2017.....	XXX	XXX	XXX	XXX	XXX	0	0	0	0	0	0	0	0
8. 2018.....	XXX	XXX	XXX	XXX	XXX	XXX	0	0	0	0	0	0	0
9. 2019.....	XXX	XXX	XXX	XXX	XXX	XXX	XXX	0	0	0	0	0	0
10. 2020.....	XXX	XXX	XXX	XXX	XXX	XXX	XXX	XXX	0	0	0	0	0
11. 2021.....	XXX	XXX	XXX	XXX	XXX	XXX	XXX	XXX	XXX	0	0	0	0

**SCHEDULE P - PART 3G - SPECIAL LIABILITY (OCEAN MARINE, AIRCRAFT (ALL PERILS),
BOILER AND MACHINERY)**

1. Prior.....	.000	14	17	15	15	15	15	15	15	15	XXX	XXX
2. 2012.....	519	774	777	791	790	790	790	790	790	790	XXX	XXX
3. 2013.....	XXX	315	357	364	369	369	368	368	368	368	XXX	XXX
4. 2014.....	XXX	XXX	403	498	507	521	521	521	520	520	XXX	XXX
5. 2015.....	XXX	XXX	XXX	385	443	442	440	441	441	442	XXX	XXX
6. 2016.....	XXX	XXX	XXX	XXX	386	439	461	459	462	462	XXX	XXX
7. 2017.....	XXX	XXX	XXX	XXX	XXX	431	527	534	600	602	XXX	XXX
8. 2018.....	XXX	XXX	XXX	XXX	XXX	XXX	347	470	489	493	XXX	XXX
9. 2019.....	XXX	XXX	XXX	XXX	XXX	XXX	XXX	292	331	322	XXX	XXX
10. 2020.....	XXX	XXX	XXX	XXX	XXX	XXX	XXX	XXX	685	886	XXX	XXX
11. 2021.....	XXX	XXX	XXX	XXX	XXX	XXX	XXX	XXX	XXX	386	XXX	XXX

SCHEDULE P - PART 3H - SECTION 1 - OTHER LIABILITY - OCCURRENCE

1. Prior.....	.000	299	474	546	597	652	659	666	676	678	24	0
2. 2012.....	241	480	695	817	894	893	895	896	896	896	31	50
3. 2013.....	XXX	184	404	580	708	758	764	768	768	768	29	46
4. 2014.....	XXX	XXX	223	544	763	900	1,010	1,035	1,036	1,036	38	56
5. 2015.....	XXX	XXX	XXX	207	527	682	803	833	849	852	47	78
6. 2016.....	XXX	XXX	XXX	XXX	164	218	357	454	505	522	103	119
7. 2017.....	XXX	XXX	XXX	XXX	XXX	(23)	68	192	249	292	119	141
8. 2018.....	XXX	XXX	XXX	XXX	XXX	XXX	49	172	251	305	66	88
9. 2019.....	XXX	XXX	XXX	XXX	XXX	XXX	XXX	(4)	70	150	37	36
10. 2020.....	XXX	XXX	XXX	XXX	XXX	XXX	XXX	XXX	25	73	16	21
11. 2021.....	XXX	XXX	XXX	XXX	XXX	XXX	XXX	XXX	XXX	26	8	13

SCHEDULE P - PART 3H - SECTION 2 - OTHER LIABILITY - CLAIMS-MADE

1. Prior.....	.000	0	0	0	0	0	0	0	0	0	0	0
2. 2012.....	0	0	0	0	0	0	0	0	0	0	0	0
3. 2013.....	XXX	0	0	0	0	0	0	0	0	0	0	0
4. 2014.....	XXX	XXX	0	0	0	0	0	0	0	0	0	0
5. 2015.....	XXX	XXX	XXX	0	0	0	0	0	0	0	0	0
6. 2016.....	XXX	XXX	XXX	XXX	0	0	0	0	0	0	1	2
7. 2017.....	XXX	XXX	XXX	XXX	XXX	0	0	0	0	0	2	6
8. 2018.....	XXX	XXX	XXX	XXX	XXX	XXX	0	1	1	1	2	4
9. 2019.....	XXX	XXX	XXX	XXX	XXX	XXX	XXX	0	(1)	(1)	0	2
10. 2020.....	XXX	XXX	XXX	XXX	XXX	XXX	XXX	XXX	1	1	0	1
11. 2021.....	XXX	XXX	XXX	XXX	XXX	XXX	XXX	XXX	XXX	0	0	0

ANNUAL STATEMENT FOR THE YEAR 2021 OF THE American Modern Property and Casualty Insurance Company
SCHEDULE P - PART 3I - SPECIAL PROPERTY (FIRE, ALLIED LINES, INLAND MARINE, EARTHQUAKE, BURGLARY, AND THEFT)

Years in Which Losses Were Incurred	CUMULATIVE PAID NET LOSSES AND DEFENSE AND COST CONTAINMENT EXPENSES REPORTED AT YEAR END (\$000 OMITTED)										11 Number of Claims Closed With Loss Payment	12 Number of Claims Closed Without Loss Payment
	1	2	3	4	5	6	7	8	9	10		
	2012	2013	2014	2015	2016	2017	2018	2019	2020	2021		
1. Prior.....	XXX	XXX	XXX	XXX	XXX	XXX	XXX	.000	998	1,177	XXX	XXX
2. 2020.....	XXX	XXX	XXX	XXX	XXX	XXX	XXX	XXX	7,664	8,670	XXX	XXX
3. 2021.....	XXX	XXX	XXX	XXX	XXX	XXX	XXX	XXX	XXX	8,078	XXX	XXX

SCHEDULE P - PART 3J - AUTO PHYSICAL DAMAGE

1. Prior.....	XXX	XXX	XXX	XXX	XXX	XXX	XXX	.000	105	123	0	0
2. 2020.....	XXX	XXX	XXX	XXX	XXX	XXX	XXX	XXX	1,835	1,964	294	59
3. 2021.....	XXX	XXX	XXX	XXX	XXX	XXX	XXX	XXX	XXX	2,447	334	43

SCHEDULE P - PART 3K - FIDELITY/SURETY

1. Prior.....	XXX	XXX	XXX	XXX	XXX	XXX	XXX	.000			XXX	XXX
2. 2020.....	XXX	XXX	XXX	XXX	XXX	XXX	XXX	XXX			XXX	XXX
3. 2021.....	XXX	XXX	XXX	XXX	XXX	XXX	XXX	XXX	XXX		XXX	XXX

NONE

SCHEDULE P - PART 3L - OTHER (INCLUDING CREDIT, ACCIDENT AND HEALTH)

1. Prior.....	XXX	XXX	XXX	XXX	XXX	XXX	XXX	.000			XXX	XXX
2. 2020.....	XXX	XXX	XXX	XXX	XXX	XXX	XXX	XXX			XXX	XXX
3. 2021.....	XXX	XXX	XXX	XXX	XXX	XXX	XXX	XXX	XXX		XXX	XXX

NONE

SCHEDULE P - PART 3M - INTERNATIONAL

1. Prior.....	.000										XXX	XXX
2. 2012.....											XXX	XXX
3. 2013.....	XXX										XXX	XXX
4. 2014.....	XXX	XXX									XXX	XXX
5. 2015.....	XXX	XXX	XXX								XXX	XXX
6. 2016.....	XXX	XXX	XXX	XXX							XXX	XXX
7. 2017.....	XXX	XXX	XXX	XXX	XXX						XXX	XXX
8. 2018.....	XXX	XXX	XXX	XXX	XXX	XXX					XXX	XXX
9. 2019.....	XXX	XXX	XXX	XXX	XXX	XXX	XXX				XXX	XXX
10. 2020.....	XXX	XXX	XXX	XXX	XXX	XXX	XXX	XXX			XXX	XXX
11. 2021.....	XXX	XXX	XXX	XXX	XXX	XXX	XXX	XXX	XXX		XXX	XXX

NONE

Schedule P - Part 3N - Reinsurance - Nonproportional Assumed Property

N O N E

Schedule P - Part 3O - Reinsurance - Nonproportional Assumed Liability

N O N E

Schedule P - Part 3P - Reinsurance - Nonproportional Assumed Financial Lines

N O N E

ANNUAL STATEMENT FOR THE YEAR 2021 OF THE American Modern Property and Casualty Insurance Company
SCHEDULE P - PART 3R - SECTION 1 - PRODUCTS LIABILITY - OCCURRENCE

Years in Which Losses Were Incurred	CUMULATIVE PAID NET LOSSES AND DEFENSE AND COST CONTAINMENT EXPENSES REPORTED AT YEAR END (\$000 OMITTED)										11 Number of Claims Closed With Loss Payment	12 Number of Claims Closed Without Loss Payment	
	1	2	3	4	5	6	7	8	9	10			
	2012	2013	2014	2015	2016	2017	2018	2019	2020	2021			
1. Prior	.000												
2. 2012													
3. 2013	XXX												
4. 2014	XXX	XXX											
5. 2015	XXX	XXX	XXX										
6. 2016	XXX	XXX	XXX	XXX									
7. 2017	XXX	XXX	XXX	XXX	XXX								
8. 2018	XXX	XXX	XXX	XXX	XXX	XXX							
9. 2019	XXX	XXX	XXX	XXX	XXX	XXX	XXX						
10. 2020	XXX	XXX	XXX	XXX	XXX	XXX	XXX	XXX					
11. 2021	XXX	XXX	XXX	XXX	XXX	XXX	XXX	XXX	XXX	XXX			

NONE

SCHEDULE P - PART 3R - SECTION 2 - PRODUCTS LIABILITY - CLAIMS-MADE

1. Prior	.000												
2. 2012													
3. 2013	XXX												
4. 2014	XXX	XXX											
5. 2015	XXX	XXX	XXX										
6. 2016	XXX	XXX	XXX	XXX									
7. 2017	XXX	XXX	XXX	XXX	XXX								
8. 2018	XXX	XXX	XXX	XXX	XXX	XXX							
9. 2019	XXX	XXX	XXX	XXX	XXX	XXX	XXX						
10. 2020	XXX	XXX	XXX	XXX	XXX	XXX	XXX	XXX					
11. 2021	XXX	XXX	XXX	XXX	XXX	XXX	XXX	XXX	XXX	XXX			

NONE

SCHEDULE P - PART 3S - FINANCIAL GUARANTY/MORTGAGE GUARANTY

1. Prior	XXX	XXX	XXX	XXX	XXX	XXX	XXX	XXX	XXX	XXX	XXX	XXX
2. 2020	XXX	XXX	XXX	XXX	XXX	XXX	XXX	XXX	XXX	XXX	XXX	XXX
3. 2021	XXX	XXX	XXX	XXX	XXX	XXX	XXX	XXX	XXX	XXX	XXX	XXX

NONE

SCHEDULE P - PART 3T - WARRANTY

1. Prior	XXX	XXX	XXX	XXX	XXX	XXX	XXX	.000	1	1	0	0
2. 2020	XXX	XXX	XXX	XXX	XXX	XXX	XXX	XXX	0	0	0	0
3. 2021	XXX	XXX	XXX	XXX	XXX	XXX	XXX	XXX	XXX	0	0	0

ANNUAL STATEMENT FOR THE YEAR 2021 OF THE American Modern Property and Casualty Insurance Company

SCHEDULE P - PART 4A - HOMEOWNERS/FAROWNERS

Years in Which Losses Were Incurred	BULK AND IBNR RESERVES ON NET LOSSES AND DEFENSE AND COST CONTAINMENT EXPENSES REPORTED AT YEAR END (\$000 OMITTED)									
	1	2	3	4	5	6	7	8	9	10
	2012	2013	2014	2015	2016	2017	2018	2019	2020	2021
1. Prior.....	67	17	1	11	3	0	0	0	0	0
2. 2012.....	314	54	(8)	3	2	0	0	0	1	0
3. 2013.....	XXX	341	26	23	3	1	0	0	1	0
4. 2014.....	XXX	XXX	380	102	13	18	1	1	2	1
5. 2015.....	XXX	XXX	XXX	385	70	15	4	2	2	0
6. 2016.....	XXX	XXX	XXX	XXX	491	76	8	8	2	1
7. 2017.....	XXX	XXX	XXX	XXX	XXX	394	71	23	6	2
8. 2018.....	XXX	XXX	XXX	XXX	XXX	XXX	265	59	19	10
9. 2019.....	XXX	XXX	XXX	XXX	XXX	XXX	XXX	351	69	38
10. 2020.....	XXX	XXX	XXX	XXX	XXX	XXX	XXX	XXX	533	182
11. 2021.....	XXX	XXX	XXX	XXX	XXX	XXX	XXX	XXX	XXX	615

SCHEDULE P - PART 4B - PRIVATE PASSENGER AUTO LIABILITY/MEDICAL

1. Prior.....	45	1	(2)	(5)	0	0	0	0	0	0
2. 2012.....	96	1	(8)	(12)	(1)	0	0	0	0	0
3. 2013.....	XXX	130	39	(14)	(4)	2	2	2	0	0
4. 2014.....	XXX	XXX	184	23	(1)	6	1	3	3	0
5. 2015.....	XXX	XXX	XXX	136	17	17	8	7	5	2
6. 2016.....	XXX	XXX	XXX	XXX	83	66	36	14	9	2
7. 2017.....	XXX	XXX	XXX	XXX	XXX	167	71	26	15	5
8. 2018.....	XXX	XXX	XXX	XXX	XXX	XXX	152	50	18	5
9. 2019.....	XXX	XXX	XXX	XXX	XXX	XXX	XXX	155	50	13
10. 2020.....	XXX	XXX	XXX	XXX	XXX	XXX	XXX	XXX	150	58
11. 2021.....	XXX	XXX	XXX	XXX	XXX	XXX	XXX	XXX	XXX	272

SCHEDULE P - PART 4C - COMMERCIAL AUTO/TRUCK LIABILITY/MEDICAL

1. Prior.....	(6)	26	2	0	0	0	0	0	0	0
2. 2012.....	11	15	2	5	0	0	0	0	0	0
3. 2013.....	XXX	25	5	6	0	0	0	0	0	0
4. 2014.....	XXX	XXX	51	40	7	2	0	0	0	0
5. 2015.....	XXX	XXX	XXX	84	31	15	3	0	0	0
6. 2016.....	XXX	XXX	XXX	XXX	69	55	20	6	0	0
7. 2017.....	XXX	XXX	XXX	XXX	XXX	71	29	12	4	0
8. 2018.....	XXX	XXX	XXX	XXX	XXX	XXX	59	29	14	2
9. 2019.....	XXX	XXX	XXX	XXX	XXX	XXX	XXX	35	22	10
10. 2020.....	XXX	XXX	XXX	XXX	XXX	XXX	XXX	XXX	26	15
11. 2021.....	XXX	XXX	XXX	XXX	XXX	XXX	XXX	XXX	XXX	37

**SCHEDULE P - PART 4D - WORKERS' COMPENSATION
(EXCLUDING EXCESS WORKERS' COMPENSATION)**

1. Prior.....	0	0	0	0	0	0	0	0	0	0
2. 2012.....	0	0	0	0	0	0	0	0	0	0
3. 2013.....	XXX	0	0	0	0	0	0	0	0	0
4. 2014.....	XXX	XXX	0	0	0	0	0	0	0	0
5. 2015.....	XXX	XXX	XXX	0	0	0	0	0	0	0
6. 2016.....	XXX	XXX	XXX	XXX	0	0	0	0	0	0
7. 2017.....	XXX	XXX	XXX	XXX	XXX	0	0	0	0	0
8. 2018.....	XXX	XXX	XXX	XXX	XXX	XXX	0	0	0	0
9. 2019.....	XXX	XXX	XXX	XXX	XXX	XXX	XXX	0	0	0
10. 2020.....	XXX	XXX	XXX	XXX	XXX	XXX	XXX	XXX	0	0
11. 2021.....	XXX	XXX	XXX	XXX	XXX	XXX	XXX	XXX	XXX	0

SCHEDULE P - PART 4E - COMMERCIAL MULTIPLE PERIL

1. Prior.....	6	0	0	0	0	0	0	(1)	0	0
2. 2012.....	41	7	(1)	2	1	1	0	2	0	0
3. 2013.....	XXX	59	8	9	13	2	0	3	1	0
4. 2014.....	XXX	XXX	107	41	19	10	2	4	3	0
5. 2015.....	XXX	XXX	XXX	119	65	47	31	11	12	1
6. 2016.....	XXX	XXX	XXX	XXX	119	52	29	8	5	1
7. 2017.....	XXX	XXX	XXX	XXX	XXX	113	76	23	8	3
8. 2018.....	XXX	XXX	XXX	XXX	XXX	XXX	139	61	11	14
9. 2019.....	XXX	XXX	XXX	XXX	XXX	XXX	XXX	165	77	11
10. 2020.....	XXX	XXX	XXX	XXX	XXX	XXX	XXX	XXX	128	65
11. 2021.....	XXX	XXX	XXX	XXX	XXX	XXX	XXX	XXX	XXX	130

ANNUAL STATEMENT FOR THE YEAR 2021 OF THE American Modern Property and Casualty Insurance Company
SCHEDULE P - PART 4F - SECTION 1 - MEDICAL PROFESSIONAL LIABILITY - OCCURRENCE

Years in Which Losses Were Incurred	BULK AND IBNR RESERVES ON NET LOSSES AND DEFENSE AND COST CONTAINMENT EXPENSES REPORTED AT YEAR END (\$000 OMITTED)									
	1	2	3	4	5	6	7	8	9	10
	2012	2013	2014	2015	2016	2017	2018	2019	2020	2021
1. Prior										
2. 2012										
3. 2013	XXX									
4. 2014	XXX	XXX								
5. 2015	XXX	XXX	XX							
6. 2016	XXX	XXX	XX	XX						
7. 2017	XXX	XXX	XX	XXX	XXX					
8. 2018	XXX	XXX	XXX	XXX	XXX	XXX				
9. 2019	XXX	XXX	XXX	XXX	XXX	XXX	XXX			
10. 2020	XXX	XXX	XXX	XXX	XXX	XXX	XXX	XXX		
11. 2021	XXX	XXX	XXX	XXX	XXX	XXX	XXX	XXX	XXX	

SCHEDULE P - PART 4F - SECTION 2 - MEDICAL PROFESSIONAL LIABILITY - CLAIMS-MADE

1. Prior										
2. 2012										
3. 2013	XXX									
4. 2014	XXX	XXX								
5. 2015	XXX	XXX	XXX							
6. 2016	XXX	XXX	XX	XX						
7. 2017	XXX	XXX	XX	XX	XX					
8. 2018	XXX	XXX	XX	XX	XX	XX				
9. 2019	XXX	XXX	XX	XXX	XXX	XXX	XXX			
10. 2020	XXX	XXX	XXX	XXX	XXX	XXX	XXX	XXX		
11. 2021	XXX	XXX	XXX	XXX	XXX	XXX	XXX	XXX	XXX	

SCHEDULE P - PART 4G - SPECIAL LIABILITY (OCEAN MARINE, AIRCRAFT (ALL PERILS), BOILER AND MACHINERY)

1. Prior	2	2	0	0	0	0	0	0	0	0
2. 2012	0	40	12	4	0	0	0	0	0	0
3. 2013	XXX	22	(1)	0	0	0	0	0	0	0
4. 2014	XXX	XXX	24	3	0	0	0	0	0	0
5. 2015	XXX	XXX	XXX	22	2	0	0	0	0	0
6. 2016	XXX	XXX	XXX	XXX	7	2	0	0	0	0
7. 2017	XXX	XXX	XXX	XXX	XXX	7	12	2	0	0
8. 2018	XXX	XXX	XXX	XXX	XXX	XXX	15	3	0	0
9. 2019	XXX	XXX	XXX	XXX	XXX	XXX	XXX	26	2	0
10. 2020	XXX	XXX	XXX	XXX	XXX	XXX	XXX	XXX	38	6
11. 2021	XXX	XXX	XXX	XXX	XXX	XXX	XXX	XXX	XXX	32

SCHEDULE P - PART 4H - SECTION 1 - OTHER LIABILITY - OCCURRENCE

1. Prior	285	9	(18)	111	108	104	103	95	32	44
2. 2012	535	78	(53)	(29)	(15)	2	0	5	2	0
3. 2013	XXX	281	46	(1)	18	2	0	2	2	0
4. 2014	XXX	XXX	307	121	41	17	3	2	4	1
5. 2015	XXX	XXX	XXX	273	101	30	16	3	4	1
6. 2016	XXX	XXX	XXX	XXX	195	55	21	6	3	0
7. 2017	XXX	XXX	XXX	XXX	XXX	126	44	10	7	1
8. 2018	XXX	XXX	XXX	XXX	XXX	XXX	96	39	13	4
9. 2019	XXX	XXX	XXX	XXX	XXX	XXX	XXX	134	49	22
10. 2020	XXX	XXX	XXX	XXX	XXX	XXX	XXX	XXX	117	70
11. 2021	XXX	XXX	XXX	XXX	XXX	XXX	XXX	XXX	XXX	113

SCHEDULE P - PART 4H - SECTION 2 - OTHER LIABILITY - CLAIMS-MADE

1. Prior	0	0	0	0	0	0	0	0	0	0
2. 2012	0	0	0	0	0	0	0	0	0	0
3. 2013	XXX	0	0	0	0	0	0	0	0	0
4. 2014	XXX	XXX	0	0	0	0	0	0	0	0
5. 2015	XXX	XXX	XXX	0	0	0	0	0	0	0
6. 2016	XXX	XXX	XXX	XXX	0	0	0	0	0	0
7. 2017	XXX	XXX	XXX	XXX	XXX	0	0	0	0	0
8. 2018	XXX	XXX	XXX	XXX	XXX	XXX	0	0	0	0
9. 2019	XXX	XXX	XXX	XXX	XXX	XXX	XXX	0	0	0
10. 2020	XXX	XXX	XXX	XXX	XXX	XXX	XXX	XXX	0	0
11. 2021	XXX	XXX	XXX	XXX	XXX	XXX	XXX	XXX	XXX	0

ANNUAL STATEMENT FOR THE YEAR 2021 OF THE American Modern Property and Casualty Insurance Company
SCHEDULE P - PART 4I - SPECIAL PROPERTY (FIRE, ALLIED LINES, INLAND MARINE, EARTHQUAKE, BURGLARY, AND THEFT)

Years in Which Losses Were Incurred	BULK AND IBNR RESERVES ON NET LOSSES AND DEFENSE AND COST CONTAINMENT EXPENSES REPORTED AT YEAR END (\$000 OMITTED)									
	1	2	3	4	5	6	7	8	9	10
	2012	2013	2014	2015	2016	2017	2018	2019	2020	2021
1. Prior	XXX	XXX	XXX	XXX	XXX	XXX	XXX	565	36	24
2. 2020	XXX	XXX	XXX	XXX	XXX	XXX	XXX	XXX	764	70
3. 2021	XXX	XXX	XXX	XXX	XXX	XXX	XXX	XXX	XXX	1,033

SCHEDULE P - PART 4J - AUTO PHYSICAL DAMAGE

1. Prior	XXX	XXX	XXX	XXX	XXX	XXX	XXX	16	43	4
2. 2020	XXX	XXX	XXX	XXX	XXX	XXX	XXX	XXX	11	9
3. 2021	XXX	XXX	XXX	XXX	XXX	XXX	XXX	XXX	XXX	15

SCHEDULE P - PART 4K - FIDELITY/SURETY

1. Prior	XXX	XXX	XXX	XXX	XXX	XXX	XXX	XXX	XXX	XXX
2. 2020	XXX	XXX	XXX	XXX	XXX	XXX	XXX	XXX	XXX	XXX
3. 2021	XXX	XXX	XXX	XXX	XXX	XXX	XXX	XXX	XXX	XXX

NONE

SCHEDULE P - PART 4L - OTHER (INCLUDING CREDIT, ACCIDENT AND HEALTH)

1. Prior	XXX	XXX	XXX	XXX	XXX	XXX	XXX	XXX	XXX	XXX
2. 2020	XXX	XXX	XXX	XXX	XXX	XXX	XXX	XXX	XXX	XXX
3. 2021	XXX	XXX	XXX	XXX	XXX	XXX	XXX	XXX	XXX	XXX

NONE

SCHEDULE P - PART 4M - INTERNATIONAL

1. Prior										
2. 2012										
3. 2013	XXX									
4. 2014	XXX	XXX								
5. 2015	XXX	XXX	XXX							
6. 2016	XXX	XXX	XXX	XXX						
7. 2017	XXX	XXX	XXX	XXX	XXX					
8. 2018	XXX	XXX	XXX	XXX	XXX	XXX				
9. 2019	XXX	XXX	XXX	XXX	XXX	XXX	XXX			
10. 2020	XXX	XXX	XXX	XXX	XXX	XXX	XXX	XXX		
11. 2021	XXX	XXX	XXX	XXX	XXX	XXX	XXX	XXX	XXX	

NONE

Schedule P - Part 4N - Reinsurance - Nonproportional Assumed Property

N O N E

Schedule P - Part 4O - Reinsurance - Nonproportional Assumed Liability

N O N E

Schedule P - Part 4P - Reinsurance - Nonproportional Assumed Financial Lines

N O N E

ANNUAL STATEMENT FOR THE YEAR 2021 OF THE American Modern Property and Casualty Insurance Company
SCHEDULE P - PART 4R - SECTION 1 - PRODUCTS LIABILITY - OCCURRENCE

Years in Which Losses Were Incurred	BULK AND IBNR RESERVES ON NET LOSSES AND DEFENSE AND COST CONTAINMENT EXPENSES REPORTED AT YEAR END (\$000 OMITTED)									
	1	2	3	4	5	6	7	8	9	10
	2012	2013	2014	2015	2016	2017	2018	2019	2020	2021
1. Prior										
2. 2012										
3. 2013	XXX									
4. 2014	XXX	XXX								
5. 2015	XXX	XXX	XX							
6. 2016	XXX	XXX	XX	XXX						
7. 2017	XXX	XXX	XXX	XXX	XXX					
8. 2018	XXX	XXX	XXX	XXX	XXX	XXX				
9. 2019	XXX	XXX	XXX	XXX	XXX	XXX	XXX			
10. 2020	XXX	XXX	XXX	XXX	XXX	XXX	XXX	XXX		
11. 2021	XXX	XXX	XXX	XXX	XXX	XXX	XXX	XXX	XXX	

NONE

SCHEDULE P - PART 4R - SECTION 2 - PRODUCTS LIABILITY - CLAIMS-MADE

1. Prior										
2. 2012										
3. 2013	XXX									
4. 2014	XXX	XXX								
5. 2015	XXX	XXX	XXX							
6. 2016	XXX	XXX	XX	XXX						
7. 2017	XXX	XXX	XX	XX	XX					
8. 2018	XXX	XXX	XX	XXX	XXX	XX				
9. 2019	XXX	XXX	XXX	XXX	XXX	XXX	XXX			
10. 2020	XXX	XXX	XXX	XXX	XXX	XXX	XXX	XXX		
11. 2021	XXX	XXX	XXX	XXX	XXX	XXX	XXX	XXX	XXX	

NONE

SCHEDULE P - PART 4S - FINANCIAL GUARANTY/MORTGAGE GUARANTY

1. Prior	XXX	XXX	XX	XXX	XXX	XX	XX			
2. 2020	XXX	XXX	XX	XX	XX	XX	XXX	XXX		
3. 2021	XXX	XXX	XX	XX	XX	XX	XXX	XXX	XXX	

NONE

SCHEDULE P - PART 4T - WARRANTY

1. Prior	XXX	XXX	XXX	XXX	XXX	XXX	XXX	1	0	0
2. 2020	XXX	XXX	XXX	XXX	XXX	XXX	XXX	XXX	0	0
3. 2021	XXX	XXX	XXX	XXX	XXX	XXX	XXX	XXX	XXX	0

ANNUAL STATEMENT FOR THE YEAR 2021 OF THE American Modern Property and Casualty Insurance Company

SCHEDULE P - PART 5A - HOMEOWNERS/FARMOWNERS

SECTION 1

Years in Which Premiums Were Earned and Losses Were Incurred	CUMULATIVE NUMBER OF CLAIMS CLOSED WITH LOSS PAYMENT DIRECT AND ASSUMED AT YEAR END									
	1	2	3	4	5	6	7	8	9	10
	2012	2013	2014	2015	2016	2017	2018	2019	2020	2021
1. Prior	414	37	27	21	19	10	0	0	0	0
2. 2012	2,523	2,847	2,872	2,882	2,889	2,894	2,895	2,895	2,895	2,895
3. 2013	XXX	1,959	2,197	2,220	2,230	2,235	2,236	2,236	2,236	2,236
4. 2014	XXX	XXX	1,902	2,146	2,168	2,175	2,177	2,178	2,179	2,179
5. 2015	XXX	XXX	XXX	1,821	2,112	2,149	2,154	2,156	2,157	2,158
6. 2016	XXX	XXX	XXX	XXX	1,984	2,328	2,348	2,354	2,357	2,357
7. 2017	XXX	XXX	XXX	XXX	XXX	1,970	2,233	2,260	2,266	2,269
8. 2018	XXX	XXX	XXX	XXX	XXX	XXX	1,800	2,117	2,146	2,155
9. 2019	XXX	XXX	XXX	XXX	XXX	XXX	XXX	1,483	1,733	1,759
10. 2020	XXX	XXX	XXX	XXX	XXX	XXX	XXX	XXX	1,851	2,156
11. 2021	XXX	XXX	XXX	XXX	XXX	XXX	XXX	XXX	XXX	1,665

SECTION 2

Years in Which Premiums Were Earned and Losses Were Incurred	NUMBER OF CLAIMS OUTSTANDING DIRECT AND ASSUMED AT YEAR END									
	1	2	3	4	5	6	7	8	9	10
	2012	2013	2014	2015	2016	2017	2018	2019	2020	2021
1. Prior	245	12	4	3	2	1	1	0	0	0
2. 2012	245	20	7	4	1	1	0	0	0	0
3. 2013	XXX	166	13	6	2	1	0	0	0	0
4. 2014	XXX	XXX	149	14	4	2	0	0	0	0
5. 2015	XXX	XXX	XXX	169	16	6	2	1	1	1
6. 2016	XXX	XXX	XXX	XXX	188	16	4	2	1	0
7. 2017	XXX	XXX	XXX	XXX	XXX	159	13	5	3	1
8. 2018	XXX	XXX	XXX	XXX	XXX	XXX	187	18	7	3
9. 2019	XXX	XXX	XXX	XXX	XXX	XXX	XXX	127	11	5
10. 2020	XXX	XXX	XXX	XXX	XXX	XXX	XXX	XXX	183	19
11. 2021	XXX	XXX	XXX	XXX	XXX	XXX	XXX	XXX	XXX	139

SECTION 3

Years in Which Premiums Were Earned and Losses Were Incurred	CUMULATIVE NUMBER OF CLAIMS REPORTED DIRECT AND ASSUMED AT YEAR END									
	1	2	3	4	5	6	7	8	9	10
	2012	2013	2014	2015	2016	2017	2018	2019	2020	2021
1. Prior	608	(175)	30	27	22	11	1	1	2	1
2. 2012	4,041	4,306	4,336	4,351	4,359	4,365	4,366	4,367	4,367	4,367
3. 2013	XXX	3,224	3,428	3,462	3,474	3,480	3,481	3,482	3,483	3,483
4. 2014	XXX	XXX	3,068	3,321	3,347	3,357	3,361	3,365	3,367	3,368
5. 2015	XXX	XXX	XXX	3,087	3,379	3,419	3,427	3,432	3,435	3,436
6. 2016	XXX	XXX	XXX	XXX	3,255	3,580	3,606	3,616	3,623	3,625
7. 2017	XXX	XXX	XXX	XXX	XXX	3,179	3,435	3,478	3,493	3,499
8. 2018	XXX	XXX	XXX	XXX	XXX	XXX	2,863	3,162	3,208	3,221
9. 2019	XXX	XXX	XXX	XXX	XXX	XXX	XXX	2,412	2,680	2,723
10. 2020	XXX	XXX	XXX	XXX	XXX	XXX	XXX	XXX	2,975	3,289
11. 2021	XXX	XXX	XXX	XXX	XXX	XXX	XXX	XXX	XXX	3,000

ANNUAL STATEMENT FOR THE YEAR 2021 OF THE American Modern Property and Casualty Insurance Company
SCHEDULE P - PART 5B - PRIVATE PASSENGER AUTO LIABILITY/MEDICAL
SECTION 1

Years in Which Premiums Were Earned and Losses Were Incurred	CUMULATIVE NUMBER OF CLAIMS CLOSED WITH LOSS PAYMENT DIRECT AND ASSUMED AT YEAR END									
	1	2	3	4	5	6	7	8	9	10
	2012	2013	2014	2015	2016	2017	2018	2019	2020	2021
1. Prior	38	11	5	1	1	1	0	0	0	0
2. 2012	42	68	74	75	77	78	78	78	78	78
3. 2013	XXX	41	65	70	72	73	73	73	74	74
4. 2014	XXX	XXX	34	57	61	62	63	63	63	63
5. 2015	XXX	XXX	XXX	32	55	60	61	61	61	61
6. 2016	XXX	XXX	XXX	XXX	28	49	52	53	53	53
7. 2017	XXX	XXX	XXX	XXX	XXX	26	39	42	43	44
8. 2018	XXX	XXX	XXX	XXX	XXX	XXX	11	24	27	28
9. 2019	XXX	XXX	XXX	XXX	XXX	XXX	XXX	18	31	34
10. 2020	XXX	XXX	XXX	XXX	XXX	XXX	XXX	XXX	13	22
11. 2021	XXX	XXX	XXX	XXX	XXX	XXX	XXX	XXX	XXX	20

SECTION 2

Years in Which Premiums Were Earned and Losses Were Incurred	NUMBER OF CLAIMS OUTSTANDING DIRECT AND ASSUMED AT YEAR END									
	1	2	3	4	5	6	7	8	9	10
	2012	2013	2014	2015	2016	2017	2018	2019	2020	2021
1. Prior	16	7	2	1	0	0	0	0	0	0
2. 2012	37	9	3	2	0	0	0	0	0	0
3. 2013	XXX	34	6	3	1	1	0	0	0	0
4. 2014	XXX	XXX	30	6	2	1	0	0	0	0
5. 2015	XXX	XXX	XXX	31	7	2	1	0	0	0
6. 2016	XXX	XXX	XXX	XXX	35	9	2	1	0	0
7. 2017	XXX	XXX	XXX	XXX	XXX	43	5	2	1	0
8. 2018	XXX	XXX	XXX	XXX	XXX	XXX	9	5	2	1
9. 2019	XXX	XXX	XXX	XXX	XXX	XXX	XXX	19	5	2
10. 2020	XXX	XXX	XXX	XXX	XXX	XXX	XXX	XXX	17	5
11. 2021	XXX	XXX	XXX	XXX	XXX	XXX	XXX	XXX	XXX	23

SECTION 3

Years in Which Premiums Were Earned and Losses Were Incurred	CUMULATIVE NUMBER OF CLAIMS REPORTED DIRECT AND ASSUMED AT YEAR END									
	1	2	3	4	5	6	7	8	9	10
	2012	2013	2014	2015	2016	2017	2018	2019	2020	2021
1. Prior	(43)	5	2	3	1	0	0	0	0	0
2. 2012	164	177	179	182	183	184	184	184	184	184
3. 2013	XXX	151	162	167	168	169	169	169	169	169
4. 2014	XXX	XXX	107	118	121	121	121	122	122	122
5. 2015	XXX	XXX	XXX	110	119	121	121	121	121	121
6. 2016	XXX	XXX	XXX	XXX	106	114	111	112	112	112
7. 2017	XXX	XXX	XXX	XXX	XXX	119	99	101	102	103
8. 2018	XXX	XXX	XXX	XXX	XXX	XXX	26	41	43	44
9. 2019	XXX	XXX	XXX	XXX	XXX	XXX	XXX	46	52	54
10. 2020	XXX	XXX	XXX	XXX	XXX	XXX	XXX	XXX	37	39
11. 2021	XXX	XXX	XXX	XXX	XXX	XXX	XXX	XXX	XXX	52

ANNUAL STATEMENT FOR THE YEAR 2021 OF THE American Modern Property and Casualty Insurance Company
SCHEDULE P - PART 5C - COMMERCIAL AUTO/TRUCK LIABILITY/MEDICAL
SECTION 1

Years in Which Premiums Were Earned and Losses Were Incurred	CUMULATIVE NUMBER OF CLAIMS CLOSED WITH LOSS PAYMENT DIRECT AND ASSUMED AT YEAR END									
	1	2	3	4	5	6	7	8	9	10
	2012	2013	2014	2015	2016	2017	2018	2019	2020	2021
1. Prior	4	5	5	0	5	0	0	4	4	4
2. 2012	12	24	34	35	45	45	45	54	64	73
3. 2013	XXX	17	31	32	45	46	46	57	69	81
4. 2014	XXX	XXX	17	31	48	49	50	65	81	97
5. 2015	XXX	XXX	XXX	28	64	69	70	101	132	164
6. 2016	XXX	XXX	XXX	XXX	33	61	66	109	154	200
7. 2017	XXX	XXX	XXX	XXX	XXX	31	48	84	124	165
8. 2018	XXX	XXX	XXX	XXX	XXX	XXX	12	24	41	58
9. 2019	XXX	XXX	XXX	XXX	XXX	XXX	XXX	7	17	29
10. 2020	XXX	XXX	XXX	XXX	XXX	XXX	XXX	XXX	6	13
11. 2021	XXX	XXX	XXX	XXX	XXX	XXX	XXX	XXX	XXX	8

SECTION 2

Years in Which Premiums Were Earned and Losses Were Incurred	NUMBER OF CLAIMS OUTSTANDING DIRECT AND ASSUMED AT YEAR END									
	1	2	3	4	5	6	7	8	9	10
	2012	2013	2014	2015	2016	2017	2018	2019	2020	2021
1. Prior	2	2	1	0	0	0	0	0	0	0
2. 2012	5	3	1	1	0	0	0	0	0	0
3. 2013	XXX	8	2	2	1	0	0	0	0	0
4. 2014	XXX	XXX	11	4	2	1	0	0	0	0
5. 2015	XXX	XXX	XXX	20	8	4	2	1	0	0
6. 2016	XXX	XXX	XXX	XXX	24	11	6	3	2	1
7. 2017	XXX	XXX	XXX	XXX	XXX	19	7	4	2	1
8. 2018	XXX	XXX	XXX	XXX	XXX	XXX	9	4	4	2
9. 2019	XXX	XXX	XXX	XXX	XXX	XXX	XXX	8	4	3
10. 2020	XXX	XXX	XXX	XXX	XXX	XXX	XXX	XXX	6	4
11. 2021	XXX	XXX	XXX	XXX	XXX	XXX	XXX	XXX	XXX	7

SECTION 3

Years in Which Premiums Were Earned and Losses Were Incurred	CUMULATIVE NUMBER OF CLAIMS REPORTED DIRECT AND ASSUMED AT YEAR END									
	1	2	3	4	5	6	7	8	9	10
	2012	2013	2014	2015	2016	2017	2018	2019	2020	2021
1. Prior	(6)	6	6	0	6	0	0	5	6	5
2. 2012	22	38	50	50	63	63	63	75	88	100
3. 2013	XXX	31	45	46	63	63	63	80	98	115
4. 2014	XXX	XXX	36	48	70	70	70	94	118	143
5. 2015	XXX	XXX	XXX	61	103	105	104	150	198	246
6. 2016	XXX	XXX	XXX	XXX	77	103	103	169	238	308
7. 2017	XXX	XXX	XXX	XXX	XXX	66	76	128	184	241
8. 2018	XXX	XXX	XXX	XXX	XXX	XXX	27	45	69	93
9. 2019	XXX	XXX	XXX	XXX	XXX	XXX	XXX	19	33	51
10. 2020	XXX	XXX	XXX	XXX	XXX	XXX	XXX	XXX	14	24
11. 2021	XXX	XXX	XXX	XXX	XXX	XXX	XXX	XXX	XXX	18

ANNUAL STATEMENT FOR THE YEAR 2021 OF THE American Modern Property and Casualty Insurance Company

SCHEDULE P - PART 5D - WORKERS' COMPENSATION
(EXCLUDING EXCESS WORKERS' COMPENSATION)

SECTION 1

Years in Which Premiums Were Earned and Losses Were Incurred	CUMULATIVE NUMBER OF CLAIMS CLOSED WITH LOSS PAYMENT DIRECT AND ASSUMED AT YEAR END									
	1	2	3	4	5	6	7	8	9	10
	2012	2013	2014	2015	2016	2017	2018	2019	2020	2021
1. Prior	0	0	0	0	0	0	0	0	0	0
2. 2012	0	0	0	0	0	0	0	0	0	0
3. 2013	XXX	0	3	3	6	6	6	9	12	14
4. 2014	XXX	XXX	5	10	21	22	22	34	46	58
5. 2015	XXX	XXX	XXX	7	19	20	21	34	49	63
6. 2016	XXX	XXX	XXX	XXX	10	15	17	34	52	70
7. 2017	XXX	XXX	XXX	XXX	XXX	12	18	36	56	77
8. 2018	XXX	XXX	XXX	XXX	XXX	XXX	11	27	47	68
9. 2019	XXX	XXX	XXX	XXX	XXX	XXX	XXX	5	19	36
10. 2020	XXX	XXX	XXX	XXX	XXX	XXX	XXX	XXX	5	19
11. 2021	XXX	XXX	XXX	XXX	XXX	XXX	XXX	XXX	XXX	5

SECTION 2

Years in Which Premiums Were Earned and Losses Were Incurred	NUMBER OF CLAIMS OUTSTANDING DIRECT AND ASSUMED AT YEAR END									
	1	2	3	4	5	6	7	8	9	10
	2012	2013	2014	2015	2016	2017	2018	2019	2020	2021
1. Prior	0	0	0	0	0	0	0	0	0	0
2. 2012	0	0	0	0	0	0	0	0	0	0
3. 2013	XXX	1	1	0	0	0	0	0	0	0
4. 2014	XXX	XXX	3	2	1	1	1	0	0	0
5. 2015	XXX	XXX	XXX	3	3	2	1	1	1	1
6. 2016	XXX	XXX	XXX	XXX	4	4	3	2	1	1
7. 2017	XXX	XXX	XXX	XXX	XXX	5	4	3	2	1
8. 2018	XXX	XXX	XXX	XXX	XXX	XXX	6	4	3	2
9. 2019	XXX	XXX	XXX	XXX	XXX	XXX	XXX	6	4	4
10. 2020	XXX	XXX	XXX	XXX	XXX	XXX	XXX	XXX	8	6
11. 2021	XXX	XXX	XXX	XXX	XXX	XXX	XXX	XXX	XXX	8

SECTION 3

Years in Which Premiums Were Earned and Losses Were Incurred	CUMULATIVE NUMBER OF CLAIMS REPORTED DIRECT AND ASSUMED AT YEAR END									
	1	2	3	4	5	6	7	8	9	10
	2012	2013	2014	2015	2016	2017	2018	2019	2020	2021
1. Prior	0	0	0	0	0	0	0	0	0	0
2. 2012	0	0	0	0	0	0	0	0	0	0
3. 2013	XXX	1	4	4	6	6	6	9	12	15
4. 2014	XXX	XXX	9	12	23	23	23	35	48	60
5. 2015	XXX	XXX	XXX	11	23	23	24	38	53	68
6. 2016	XXX	XXX	XXX	XXX	15	21	21	39	57	77
7. 2017	XXX	XXX	XXX	XXX	XXX	18	23	42	62	85
8. 2018	XXX	XXX	XXX	XXX	XXX	XXX	19	35	55	77
9. 2019	XXX	XXX	XXX	XXX	XXX	XXX	XXX	12	26	44
10. 2020	XXX	XXX	XXX	XXX	XXX	XXX	XXX	XXX	14	30
11. 2021	XXX	XXX	XXX	XXX	XXX	XXX	XXX	XXX	XXX	14

ANNUAL STATEMENT FOR THE YEAR 2021 OF THE American Modern Property and Casualty Insurance Company
SCHEDULE P - PART 5E - COMMERCIAL MULTIPLE PERIL
SECTION 1

Years in Which Premiums Were Earned and Losses Were Incurred	CUMULATIVE NUMBER OF CLAIMS CLOSED WITH LOSS PAYMENT DIRECT AND ASSUMED AT YEAR END									
	1	2	3	4	5	6	7	8	9	10
	2012	2013	2014	2015	2016	2017	2018	2019	2020	2021
1. Prior	18	5	3	3	2	1	0	1	1	0
2. 2012	19	27	28	29	31	31	31	32	33	34
3. 2013	XXX	16	23	24	27	27	27	30	32	34
4. 2014	XXX	XXX	31	44	47	48	48	51	53	56
5. 2015	XXX	XXX	XXX	26	43	45	46	52	58	64
6. 2016	XXX	XXX	XXX	XXX	35	54	56	62	69	75
7. 2017	XXX	XXX	XXX	XXX	XXX	38	47	51	55	60
8. 2018	XXX	XXX	XXX	XXX	XXX	XXX	21	28	34	40
9. 2019	XXX	XXX	XXX	XXX	XXX	XXX	XXX	12	23	31
10. 2020	XXX	XXX	XXX	XXX	XXX	XXX	XXX	XXX	17	25
11. 2021	XXX	XXX	XXX	XXX	XXX	XXX	XXX	XXX	XXX	14

SECTION 2

Years in Which Premiums Were Earned and Losses Were Incurred	NUMBER OF CLAIMS OUTSTANDING DIRECT AND ASSUMED AT YEAR END									
	1	2	3	4	5	6	7	8	9	10
	2012	2013	2014	2015	2016	2017	2018	2019	2020	2021
1. Prior	10	6	3	2	1	1	1	1	0	0
2. 2012	6	1	1	1	0	0	0	0	0	0
3. 2013	XXX	4	1	1	1	0	0	0	0	0
4. 2014	XXX	XXX	8	2	1	1	0	0	0	0
5. 2015	XXX	XXX	XXX	9	3	3	1	0	0	0
6. 2016	XXX	XXX	XXX	XXX	14	5	2	1	1	1
7. 2017	XXX	XXX	XXX	XXX	XXX	13	4	2	1	1
8. 2018	XXX	XXX	XXX	XXX	XXX	XXX	7	3	2	2
9. 2019	XXX	XXX	XXX	XXX	XXX	XXX	XXX	8	4	3
10. 2020	XXX	XXX	XXX	XXX	XXX	XXX	XXX	XXX	6	3
11. 2021	XXX	XXX	XXX	XXX	XXX	XXX	XXX	XXX	XXX	11

SECTION 3

Years in Which Premiums Were Earned and Losses Were Incurred	CUMULATIVE NUMBER OF CLAIMS REPORTED DIRECT AND ASSUMED AT YEAR END									
	1	2	3	4	5	6	7	8	9	10
	2012	2013	2014	2015	2016	2017	2018	2019	2020	2021
1. Prior	14	5	3	4	2	0	2	2	1	1
2. 2012	35	42	45	46	49	49	49	51	53	55
3. 2013	XXX	57	65	66	70	71	71	75	79	83
4. 2014	XXX	XXX	63	76	81	81	82	86	91	96
5. 2015	XXX	XXX	XXX	49	66	69	69	78	88	98
6. 2016	XXX	XXX	XXX	XXX	66	82	82	94	106	119
7. 2017	XXX	XXX	XXX	XXX	XXX	69	72	80	89	98
8. 2018	XXX	XXX	XXX	XXX	XXX	XXX	36	48	61	75
9. 2019	XXX	XXX	XXX	XXX	XXX	XXX	XXX	28	43	57
10. 2020	XXX	XXX	XXX	XXX	XXX	XXX	XXX	XXX	32	46
11. 2021	XXX	XXX	XXX	XXX	XXX	XXX	XXX	XXX	XXX	32

Schedule P - Part 5F - Medical Professional Liability - Occurrence - Section 1A

N O N E

Schedule P - Part 5F - Medical Professional Liability - Occurrence - Section 2A

N O N E

Schedule P - Part 5F - Medical Professional Liability - Occurrence - Section 3A

N O N E

Schedule P - Part 5F - Medical Professional Liability - Claims-Made - Section 1B

N O N E

Schedule P - Part 5F - Medical Professional Liability - Claims-Made - Section 2B

N O N E

Schedule P - Part 5F - Medical Professional Liability - Claims-Made - Section 3B

N O N E

ANNUAL STATEMENT FOR THE YEAR 2021 OF THE American Modern Property and Casualty Insurance Company
SCHEDULE P - PART 5H - OTHER LIABILITY - OCCURRENCE

SECTION 1A

Years in Which Premiums Were Earned and Losses Were Incurred	CUMULATIVE NUMBER OF CLAIMS CLOSED WITH LOSS PAYMENT DIRECT AND ASSUMED AT YEAR END									
	1	2	3	4	5	6	7	8	9	10
	2012	2013	2014	2015	2016	2017	2018	2019	2020	2021
1. Prior	20	10	6	4	2	1	0	0	0	0
2. 2012	12	21	26	28	30	31	31	31	31	31
3. 2013	XXX	11	20	25	27	29	29	29	29	29
4. 2014	XXX	XXX	14	26	32	35	36	37	38	38
5. 2015	XXX	XXX	XXX	14	27	32	34	38	43	47
6. 2016	XXX	XXX	XXX	XXX	52	66	72	82	92	103
7. 2017	XXX	XXX	XXX	XXX	XXX	69	83	93	105	119
8. 2018	XXX	XXX	XXX	XXX	XXX	XXX	34	43	54	66
9. 2019	XXX	XXX	XXX	XXX	XXX	XXX	XXX	21	30	37
10. 2020	XXX	XXX	XXX	XXX	XXX	XXX	XXX	XXX	10	16
11. 2021	XXX	XXX	XXX	XXX	XXX	XXX	XXX	XXX	XXX	8

SECTION 2A

Years in Which Premiums Were Earned and Losses Were Incurred	NUMBER OF CLAIMS OUTSTANDING DIRECT AND ASSUMED AT YEAR END									
	1	2	3	4	5	6	7	8	9	10
	2012	2013	2014	2015	2016	2017	2018	2019	2020	2021
1. Prior	25	16	8	4	3	2	1	0	0	0
2. 2012	18	9	6	3	1	0	0	0	0	0
3. 2013	XXX	17	8	5	2	0	0	0	0	0
4. 2014	XXX	XXX	23	12	7	3	1	0	0	0
5. 2015	XXX	XXX	XXX	23	13	8	4	2	1	1
6. 2016	XXX	XXX	XXX	XXX	31	18	10	6	4	2
7. 2017	XXX	XXX	XXX	XXX	XXX	34	17	14	9	7
8. 2018	XXX	XXX	XXX	XXX	XXX	XXX	22	15	12	9
9. 2019	XXX	XXX	XXX	XXX	XXX	XXX	XXX	15	10	8
10. 2020	XXX	XXX	XXX	XXX	XXX	XXX	XXX	XXX	10	7
11. 2021	XXX	XXX	XXX	XXX	XXX	XXX	XXX	XXX	XXX	9

SECTION 3A

Years in Which Premiums Were Earned and Losses Were Incurred	CUMULATIVE NUMBER OF CLAIMS REPORTED DIRECT AND ASSUMED AT YEAR END									
	1	2	3	4	5	6	7	8	9	10
	2012	2013	2014	2015	2016	2017	2018	2019	2020	2021
1. Prior	(23)	9	5	4	3	1	1	0	0	0
2. 2012	58	71	77	79	80	81	81	81	81	81
3. 2013	XXX	54	67	73	75	75	75	75	75	75
4. 2014	XXX	XXX	68	83	89	90	90	91	93	95
5. 2015	XXX	XXX	XXX	67	88	92	93	103	114	126
6. 2016	XXX	XXX	XXX	XXX	126	147	149	172	197	224
7. 2017	XXX	XXX	XXX	XXX	XXX	154	164	195	229	266
8. 2018	XXX	XXX	XXX	XXX	XXX	XXX	80	102	132	163
9. 2019	XXX	XXX	XXX	XXX	XXX	XXX	XXX	49	65	81
10. 2020	XXX	XXX	XXX	XXX	XXX	XXX	XXX	XXX	31	43
11. 2021	XXX	XXX	XXX	XXX	XXX	XXX	XXX	XXX	XXX	30

ANNUAL STATEMENT FOR THE YEAR 2021 OF THE American Modern Property and Casualty Insurance Company
SCHEDULE P - PART 5H - OTHER LIABILITY - CLAIMS-MADE

SECTION 1B

Years in Years in Which Premiums Were Earned and Losses Were Incurred	CUMULATIVE NUMBER OF CLAIMS CLOSED WITH LOSS PAYMENT DIRECT AND ASSUMED AT YEAR END									
	1	2	3	4	5	6	7	8	9	10
	2012	2013	2014	2015	2016	2017	2018	2019	2020	2021
1. Prior.....	0	0	0	0	0	0	0	0	0	0
2. 2012.....	0	0	0	0	0	0	0	0	0	0
3. 2013.....	XXX	0	0	0	0	0	0	0	0	0
4. 2014.....	XXX	XXX	0	0	0	0	0	0	0	0
5. 2015.....	XXX	XXX	XXX	0	0	0	0	0	0	0
6. 2016.....	XXX	XXX	XXX	XXX	0	0	0	1	1	1
7. 2017.....	XXX	XXX	XXX	XXX	XXX	0	0	1	1	2
8. 2018.....	XXX	XXX	XXX	XXX	XXX	XXX	0	1	1	2
9. 2019.....	XXX	XXX	XXX	XXX	XXX	XXX	XXX	0	0	0
10. 2020.....	XXX	XXX	XXX	XXX	XXX	XXX	XXX	XXX	0	0
11. 2021.....	XXX	XXX	XXX	XXX	XXX	XXX	XXX	XXX	XXX	0

SECTION 2B

Years in Years in Which Premiums Were Earned and Losses Were Incurred	NUMBER OF CLAIMS OUTSTANDING DIRECT AND ASSUMED AT YEAR END									
	1	2	3	4	5	6	7	8	9	10
	2012	2013	2014	2015	2016	2017	2018	2019	2020	2021
1. Prior.....	0	0	0	0	0	0	0	0	0	0
2. 2012.....	0	0	0	0	0	0	0	0	0	0
3. 2013.....	XXX	0	0	0	0	0	0	0	0	0
4. 2014.....	XXX	XXX	0	0	0	0	0	0	0	0
5. 2015.....	XXX	XXX	XXX	0	0	0	0	0	0	0
6. 2016.....	XXX	XXX	XXX	XXX	0	0	0	0	0	0
7. 2017.....	XXX	XXX	XXX	XXX	XXX	1	0	0	0	0
8. 2018.....	XXX	XXX	XXX	XXX	XXX	XXX	1	0	0	0
9. 2019.....	XXX	XXX	XXX	XXX	XXX	XXX	XXX	1	1	0
10. 2020.....	XXX	XXX	XXX	XXX	XXX	XXX	XXX	XXX	0	0
11. 2021.....	XXX	XXX	XXX	XXX	XXX	XXX	XXX	XXX	XXX	0

SECTION 3B

Years in Years in Which Premiums Were Earned and Losses Were Incurred	CUMULATIVE NUMBER OF CLAIMS REPORTED DIRECT AND ASSUMED AT YEAR END									
	1	2	3	4	5	6	7	8	9	10
	2012	2013	2014	2015	2016	2017	2018	2019	2020	2021
1. Prior.....	0	0	0	0	0	0	0	0	0	0
2. 2012.....	0	0	0	0	0	0	0	0	0	0
3. 2013.....	XXX	0	0	0	0	0	0	0	0	0
4. 2014.....	XXX	XXX	0	0	0	0	0	0	0	0
5. 2015.....	XXX	XXX	XXX	0	0	0	0	0	0	0
6. 2016.....	XXX	XXX	XXX	XXX	1	1	1	1	2	3
7. 2017.....	XXX	XXX	XXX	XXX	XXX	1	2	4	6	8
8. 2018.....	XXX	XXX	XXX	XXX	XXX	XXX	1	3	4	6
9. 2019.....	XXX	XXX	XXX	XXX	XXX	XXX	XXX	1	2	3
10. 2020.....	XXX	XXX	XXX	XXX	XXX	XXX	XXX	XXX	1	2
11. 2021.....	XXX	XXX	XXX	XXX	XXX	XXX	XXX	XXX	XXX	0

Schedule P - Part 5R - Products Liability - Occurrence - Section 1A

N O N E

Schedule P - Part 5R - Products Liability - Occurrence - Section 2A

N O N E

Schedule P - Part 5R - Products Liability - Occurrence - Section 3A

N O N E

Schedule P - Part 5R - Products Liability - Claims-Made - Section 1B

N O N E

Schedule P - Part 5R - Products Liability - Claims-Made - Section 2B

N O N E

Schedule P - Part 5R - Products Liability - Claims-Made - Section 3B

N O N E

ANNUAL STATEMENT FOR THE YEAR 2021 OF THE American Modern Property and Casualty Insurance Company

SCHEDULE P - PART 5T - WARRANTY

SECTION 1

Years in Years in Which Premiums Were Earned and Losses Were Incurred	CUMULATIVE NUMBER OF CLAIMS CLOSED WITH LOSS PAYMENT DIRECT AND ASSUMED AT YEAR END									
	1	2	3	4	5	6	7	8	9	10
	2012	2013	2014	2015	2016	2017	2018	2019	2020	2021
1. Prior.....	.XXX	.XXX	.XXX	.XXX	.XXX	.XXX	.XXX	.0	.0	.0
2. 2020.....	.XXX	.XXX	.XXX	.XXX	.XXX	.XXX	.XXX	.XXX	.0	.0
3. 2021.....	.XXX	.XXX	.XXX	.XXX	.XXX	.XXX	.XXX	.XXX	.XXX	.0

SECTION 2

Years in Years in Which Premiums Were Earned and Losses Were Incurred	NUMBER OF CLAIMS OUTSTANDING DIRECT AND ASSUMED AT YEAR END									
	1	2	3	4	5	6	7	8	9	10
	2012	2013	2014	2015	2016	2017	2018	2019	2020	2021
1. Prior.....	.XXX	.XXX	.XXX	.XXX	.XXX	.XXX	.XXX	.0	.0	.0
2. 2020.....	.XXX	.XXX	.XXX	.XXX	.XXX	.XXX	.XXX	.XXX	.0	.0
3. 2021.....	.XXX	.XXX	.XXX	.XXX	.XXX	.XXX	.XXX	.XXX	.XXX	.0

SECTION 3

Years in Years in Which Premiums Were Earned and Losses Were Incurred	CUMULATIVE NUMBER OF CLAIMS REPORTED DIRECT AND ASSUMED AT YEAR END									
	1	2	3	4	5	6	7	8	9	10
	2012	2013	2014	2015	2016	2017	2018	2019	2020	2021
1. Prior.....	.XXX	.XXX	.XXX	.XXX	.XXX	.XXX	.XXX	.0	.0	.0
2. 2020.....	.XXX	.XXX	.XXX	.XXX	.XXX	.XXX	.XXX	.XXX	.0	.0
3. 2021.....	.XXX	.XXX	.XXX	.XXX	.XXX	.XXX	.XXX	.XXX	.XXX	.0

ANNUAL STATEMENT FOR THE YEAR 2021 OF THE American Modern Property and Casualty Insurance Company
SCHEDULE P - PART 6C - COMMERCIAL AUTO/TRUCK LIABILITY/MEDICAL
SECTION 1

Years in Which Premiums Were Earned and Losses Were Incurred	CUMULATIVE PREMIUMS EARNED DIRECT AND ASSUMED AT YEAR END (\$000 OMITTED)										11 Current Year Premiums Earned
	1	2	3	4	5	6	7	8	9	10	
	2012	2013	2014	2015	2016	2017	2018	2019	2020	2021	
1. Prior.....	0	0	0	0	0	0	0	0	0	0	0
2. 2012.....	582	582	582	582	582	582	582	582	582	582	0
3. 2013.....	XXX	739	739	739	739	739	739	739	739	739	0
4. 2014.....	XXX	XXX	1,058	1,058	1,058	1,058	1,058	1,058	1,058	1,058	0
5. 2015.....	XXX	XXX	XXX	1,738	1,738	1,738	1,738	1,738	1,738	1,738	0
6. 2016.....	XXX	XXX	XXX	XXX	2,378	2,378	2,378	2,378	2,378	2,378	0
7. 2017.....	XXX	XXX	XXX	XXX	XXX	1,970	1,970	1,970	1,970	1,970	0
8. 2018.....	XXX	XXX	XXX	XXX	XXX	XXX	1,499	1,499	1,499	1,499	0
9. 2019.....	XXX	XXX	XXX	XXX	XXX	XXX	XXX	1,000	1,000	1,000	0
10. 2020.....	XXX	XXX	XXX	XXX	XXX	XXX	XXX	XXX	818	818	0
11. 2021.....	XXX	XXX	XXX	XXX	XXX	XXX	XXX	XXX	XXX	1,257	1,257
12. Totals.....	XXX	XXX	XXX	XXX	XXX	XXX	XXX	XXX	XXX	XXX	1,257
13. Earned Premiums (Sch P-Pt. 1)	582	739	1,058	1,738	2,378	1,970	1,499	1,000	818	1,257	XXX

SECTION 2

Years in Which Premiums Were Earned and Losses Were Incurred	CUMULATIVE PREMIUMS EARNED CEDED AT YEAR END (\$000 OMITTED)										11 Current Year Premiums Earned
	1	2	3	4	5	6	7	8	9	10	
	2012	2013	2014	2015	2016	2017	2018	2019	2020	2021	
1. Prior.....	0	0	0	0	0	0	0	0	0	0	0
2. 2012.....	287	287	287	287	287	287	287	287	287	287	0
3. 2013.....	XXX	423	423	423	423	423	423	423	423	423	0
4. 2014.....	XXX	XXX	697	697	697	697	697	697	697	697	0
5. 2015.....	XXX	XXX	XXX	1,337	1,337	1,337	1,337	1,337	1,337	1,337	0
6. 2016.....	XXX	XXX	XXX	XXX	1,945	1,945	1,945	1,945	1,945	1,945	0
7. 2017.....	XXX	XXX	XXX	XXX	XXX	1,607	1,607	1,607	1,607	1,607	0
8. 2018.....	XXX	XXX	XXX	XXX	XXX	XXX	1,158	1,158	1,158	1,158	0
9. 2019.....	XXX	XXX	XXX	XXX	XXX	XXX	XXX	781	781	781	0
10. 2020.....	XXX	XXX	XXX	XXX	XXX	XXX	XXX	XXX	672	672	0
11. 2021.....	XXX	XXX	XXX	XXX	XXX	XXX	XXX	XXX	XXX	1,061	1,061
12. Totals.....	XXX	XXX	XXX	XXX	XXX	XXX	XXX	XXX	XXX	XXX	1,061
13. Earned Premiums (Sch P-Pt. 1)	287	423	697	1,337	1,945	1,607	1,158	781	672	1,061	XXX

SCHEDULE P - PART 6D - WORKERS' COMPENSATION
(EXCLUDING EXCESS WORKERS' COMPENSATION)
SECTION 1

Years in Which Premiums Were Earned and Losses Were Incurred	CUMULATIVE PREMIUMS EARNED DIRECT AND ASSUMED AT YEAR END (\$000 OMITTED)										11 Current Year Premiums Earned
	1	2	3	4	5	6	7	8	9	10	
	2012	2013	2014	2015	2016	2017	2018	2019	2020	2021	
1. Prior.....	0	0	0	0	0	0	0	0	0	0	0
2. 2012.....	0	0	0	0	0	0	0	0	0	0	0
3. 2013.....	XXX	159	159	159	159	159	159	159	159	159	0
4. 2014.....	XXX	XXX	600	600	600	600	600	600	600	600	0
5. 2015.....	XXX	XXX	XXX	741	741	741	741	741	741	741	0
6. 2016.....	XXX	XXX	XXX	XXX	705	705	705	705	705	705	0
7. 2017.....	XXX	XXX	XXX	XXX	XXX	842	842	842	842	842	0
8. 2018.....	XXX	XXX	XXX	XXX	XXX	XXX	833	833	833	833	0
9. 2019.....	XXX	XXX	XXX	XXX	XXX	XXX	XXX	769	769	769	0
10. 2020.....	XXX	XXX	XXX	XXX	XXX	XXX	XXX	XXX	896	896	0
11. 2021.....	XXX	XXX	XXX	XXX	XXX	XXX	XXX	XXX	XXX	848	848
12. Totals.....	XXX	XXX	XXX	XXX	XXX	XXX	XXX	XXX	XXX	XXX	848
13. Earned Premiums (Sch P-Pt. 1)	0	159	600	741	705	842	833	769	896	848	XXX

SECTION 2

Years in Which Premiums Were Earned and Losses Were Incurred	CUMULATIVE PREMIUMS EARNED CEDED AT YEAR END (\$000 OMITTED)										11 Current Year Premiums Earned
	1	2	3	4	5	6	7	8	9	10	
	2012	2013	2014	2015	2016	2017	2018	2019	2020	2021	
1. Prior.....	0	0	0	0	0	0	0	0	0	0	0
2. 2012.....	0	0	0	0	0	0	0	0	0	0	0
3. 2013.....	XXX	159	159	159	159	159	159	159	159	159	0
4. 2014.....	XXX	XXX	600	600	600	600	600	600	600	600	0
5. 2015.....	XXX	XXX	XXX	741	741	741	741	741	741	741	0
6. 2016.....	XXX	XXX	XXX	XXX	705	705	705	705	705	705	0
7. 2017.....	XXX	XXX	XXX	XXX	XXX	842	842	842	842	842	0
8. 2018.....	XXX	XXX	XXX	XXX	XXX	XXX	833	833	833	833	0
9. 2019.....	XXX	XXX	XXX	XXX	XXX	XXX	XXX	769	769	769	0
10. 2020.....	XXX	XXX	XXX	XXX	XXX	XXX	XXX	XXX	896	896	0
11. 2021.....	XXX	XXX	XXX	XXX	XXX	XXX	XXX	XXX	XXX	848	848
12. Totals.....	XXX	XXX	XXX	XXX	XXX	XXX	XXX	XXX	XXX	XXX	848
13. Earned Premiums (Sch P-Pt. 1)	0	159	600	741	705	842	833	769	896	848	XXX

ANNUAL STATEMENT FOR THE YEAR 2021 OF THE American Modern Property and Casualty Insurance Company

SCHEDULE P - PART 6E - COMMERCIAL MULTIPLE PERIL

SECTION 1

Years in Which Premiums Were Earned and Losses Were Incurred	CUMULATIVE PREMIUMS EARNED DIRECT AND ASSUMED AT YEAR END (\$000 OMITTED)										11 Current Year Premiums Earned
	1	2	3	4	5	6	7	8	9	10	
	2012	2013	2014	2015	2016	2017	2018	2019	2020	2021	
1. Prior.....	0	0	0	0	0	0	0	0	0	0	0
2. 2012.....	690	690	690	690	690	690	690	690	690	690	0
3. 2013.....	XXX	882	882	882	882	882	882	882	882	882	0
4. 2014.....	XXX	XXX	1,531	1,531	1,531	1,531	1,531	1,531	1,531	1,531	0
5. 2015.....	XXX	XXX	XXX	1,773	1,773	1,773	1,773	1,773	1,773	1,773	0
6. 2016.....	XXX	XXX	XXX	XXX	1,945	1,945	1,945	1,945	1,945	1,945	0
7. 2017.....	XXX	XXX	XXX	XXX	XXX	2,013	2,013	2,013	2,013	2,013	0
8. 2018.....	XXX	XXX	XXX	XXX	XXX	XXX	2,109	2,109	2,109	2,109	0
9. 2019.....	XXX	XXX	XXX	XXX	XXX	XXX	XXX	2,265	2,265	2,265	0
10. 2020.....	XXX	XXX	XXX	XXX	XXX	XXX	XXX	XXX	2,478	2,478	0
11. 2021.....	XXX	XXX	XXX	XXX	XXX	XXX	XXX	XXX	XXX	4,271	4,271
12. Totals.....	XXX	XXX	XXX	XXX	XXX	XXX	XXX	XXX	XXX	XXX	4,271
13. Earned Premiums (Sch P-Pt. 1)	690	882	1,531	1,773	1,945	2,013	2,109	2,265	2,478	4,271	XXX

SECTION 2

Years in Which Premiums Were Earned and Losses Were Incurred	CUMULATIVE PREMIUMS EARNED CEDED AT YEAR END (\$000 OMITTED)										11 Current Year Premiums Earned
	1	2	3	4	5	6	7	8	9	10	
	2012	2013	2014	2015	2016	2017	2018	2019	2020	2021	
1. Prior.....	0	0	0	0	0	0	0	0	0	0	0
2. 2012.....	411	411	411	411	411	411	411	411	411	411	0
3. 2013.....	XXX	193	193	193	193	193	193	193	193	193	0
4. 2014.....	XXX	XXX	265	265	265	265	265	265	265	265	0
5. 2015.....	XXX	XXX	XXX	428	428	428	428	428	428	428	0
6. 2016.....	XXX	XXX	XXX	XXX	564	564	564	564	564	564	0
7. 2017.....	XXX	XXX	XXX	XXX	XXX	699	699	699	699	699	0
8. 2018.....	XXX	XXX	XXX	XXX	XXX	XXX	956	956	956	956	0
9. 2019.....	XXX	XXX	XXX	XXX	XXX	XXX	XXX	1,183	1,183	1,183	0
10. 2020.....	XXX	XXX	XXX	XXX	XXX	XXX	XXX	XXX	1,314	1,314	0
11. 2021.....	XXX	XXX	XXX	XXX	XXX	XXX	XXX	XXX	XXX	3,143	3,143
12. Totals.....	XXX	XXX	XXX	XXX	XXX	XXX	XXX	XXX	XXX	XXX	3,143
13. Earned Premiums (Sch P-Pt. 1)	411	193	265	428	564	699	956	1,183	1,314	3,143	XXX

SCHEDULE P - PART 6H - OTHER LIABILITY - OCCURRENCE

SECTION 1A

Years in Which Premiums Were Earned and Losses Were Incurred	CUMULATIVE PREMIUMS EARNED DIRECT AND ASSUMED AT YEAR END (\$000 OMITTED)										11 Current Year Premiums Earned
	1	2	3	4	5	6	7	8	9	10	
	2012	2013	2014	2015	2016	2017	2018	2019	2020	2021	
1. Prior.....	0	0	0	0	0	0	0	0	0	0	0
2. 2012.....	2,471	2,471	2,471	2,471	2,471	2,471	2,471	2,471	2,471	2,471	0
3. 2013.....	XXX	2,354	2,354	2,354	2,354	2,354	2,354	2,354	2,354	2,354	0
4. 2014.....	XXX	XXX	2,626	2,626	2,626	2,626	2,626	2,626	2,626	2,626	0
5. 2015.....	XXX	XXX	XXX	3,162	3,162	3,162	3,162	3,162	3,162	3,162	0
6. 2016.....	XXX	XXX	XXX	XXX	3,778	3,778	3,778	3,778	3,778	3,778	0
7. 2017.....	XXX	XXX	XXX	XXX	XXX	4,101	4,101	4,101	4,101	4,101	0
8. 2018.....	XXX	XXX	XXX	XXX	XXX	XXX	4,071	4,071	4,071	4,071	0
9. 2019.....	XXX	XXX	XXX	XXX	XXX	XXX	XXX	3,098	3,098	3,098	0
10. 2020.....	XXX	XXX	XXX	XXX	XXX	XXX	XXX	XXX	3,236	3,236	0
11. 2021.....	XXX	XXX	XXX	XXX	XXX	XXX	XXX	XXX	XXX	3,363	3,363
12. Totals.....	XXX	XXX	XXX	XXX	XXX	XXX	XXX	XXX	XXX	XXX	3,363
13. Earned Premiums (Sch P-Pt. 1)	2,471	2,354	2,626	3,162	3,778	4,101	4,071	3,098	3,236	3,363	XXX

SECTION 2A

Years in Which Premiums Were Earned and Losses Were Incurred	CUMULATIVE PREMIUMS EARNED CEDED AT YEAR END (\$000 OMITTED)										11 Current Year Premiums Earned
	1	2	3	4	5	6	7	8	9	10	
	2012	2013	2014	2015	2016	2017	2018	2019	2020	2021	
1. Prior.....	0	0	0	0	0	0	0	0	0	0	0
2. 2012.....	260	260	260	260	260	260	260	260	260	260	0
3. 2013.....	XXX	57	57	57	57	57	57	57	57	57	0
4. 2014.....	XXX	XXX	165	165	165	165	165	165	165	165	0
5. 2015.....	XXX	XXX	XXX	736	736	736	736	736	736	736	0
6. 2016.....	XXX	XXX	XXX	XXX	1,897	1,897	1,897	1,897	1,897	1,897	0
7. 2017.....	XXX	XXX	XXX	XXX	XXX	3,283	3,283	3,283	3,283	3,283	0
8. 2018.....	XXX	XXX	XXX	XXX	XXX	XXX	3,211	3,211	3,211	3,211	0
9. 2019.....	XXX	XXX	XXX	XXX	XXX	XXX	XXX	2,232	2,232	2,232	0
10. 2020.....	XXX	XXX	XXX	XXX	XXX	XXX	XXX	XXX	2,352	2,352	0
11. 2021.....	XXX	XXX	XXX	XXX	XXX	XXX	XXX	XXX	XXX	2,513	2,513
12. Totals.....	XXX	XXX	XXX	XXX	XXX	XXX	XXX	XXX	XXX	XXX	2,513
13. Earned Premiums (Sch P-Pt. 1)	260	57	165	736	1,897	3,283	3,211	2,232	2,352	2,513	XXX

ANNUAL STATEMENT FOR THE YEAR 2021 OF THE American Modern Property and Casualty Insurance Company
SCHEDULE P - PART 6H - OTHER LIABILITY - CLAIMS-MADE

SECTION 1B

Years in Which Premiums Were Earned and Losses Were Incurred	CUMULATIVE PREMIUMS EARNED DIRECT AND ASSUMED AT YEAR END (\$000 OMITTED)										11 Current Year Premiums Earned
	1 2012	2 2013	3 2014	4 2015	5 2016	6 2017	7 2018	8 2019	9 2020	10 2021	
1. Prior.....	0	0	0	0	0	0	0	0	0	0	0
2. 2012.....	0	0	0	0	0	0	0	0	0	0	0
3. 2013.....	XXX	0	0	0	0	0	0	0	0	0	0
4. 2014.....	XXX	XXX	1	1	1	1	1	1	1	1	0
5. 2015.....	XXX	XXX	XXX	3	3	3	3	3	3	3	0
6. 2016.....	XXX	XXX	XXX	XXX	65	65	65	65	65	65	0
7. 2017.....	XXX	XXX	XXX	XXX	XXX	145	145	145	145	145	0
8. 2018.....	XXX	XXX	XXX	XXX	XXX	XXX	204	204	204	204	0
9. 2019.....	XXX	XXX	XXX	XXX	XXX	XXX	XXX	240	240	240	0
10. 2020.....	XXX	XXX	XXX	XXX	XXX	XXX	XXX	XXX	81	81	0
11. 2021.....	XXX	XXX	XXX	XXX	XXX	XXX	XXX	XXX	XXX	123	123
12. Totals.....	XXX	XXX	XXX	XXX	XXX	XXX	XXX	XXX	XXX	XXX	123
13. Earned Premiums (Sch P-Pt. 1)	0	0	1	3	65	145	204	240	81	123	XXX

SECTION 2B

Years in Which Premiums Were Earned and Losses Were Incurred	CUMULATIVE PREMIUMS EARNED CEDED AT YEAR END (\$000 OMITTED)										11 Current Year Premiums Earned
	1 2012	2 2013	3 2014	4 2015	5 2016	6 2017	7 2018	8 2019	9 2020	10 2021	
1. Prior.....	0	0	0	0	0	0	0	0	0	0	0
2. 2012.....	0	0	0	0	0	0	0	0	0	0	0
3. 2013.....	XXX	0	0	0	0	0	0	0	0	0	0
4. 2014.....	XXX	XXX	1	1	1	1	1	1	1	1	0
5. 2015.....	XXX	XXX	XXX	3	3	3	3	3	3	3	0
6. 2016.....	XXX	XXX	XXX	XXX	65	65	65	65	65	65	0
7. 2017.....	XXX	XXX	XXX	XXX	XXX	145	145	145	145	145	0
8. 2018.....	XXX	XXX	XXX	XXX	XXX	XXX	204	204	204	204	0
9. 2019.....	XXX	XXX	XXX	XXX	XXX	XXX	XXX	240	240	240	0
10. 2020.....	XXX	XXX	XXX	XXX	XXX	XXX	XXX	XXX	81	81	0
11. 2021.....	XXX	XXX	XXX	XXX	XXX	XXX	XXX	XXX	XXX	123	123
12. Totals.....	XXX	XXX	XXX	XXX	XXX	XXX	XXX	XXX	XXX	XXX	123
13. Earned Premiums (Sch P-Pt. 1)	0	0	1	3	65	145	204	240	81	123	XXX

SCHEDULE P - PART 6M - INTERNATIONAL
SECTION 1

Years in Which Premiums Were Earned and Losses Were Incurred	CUMULATIVE PREMIUMS EARNED DIRECT AND ASSUMED AT YEAR END (\$000 OMITTED)										11 Current Year Premiums Earned
	1 2012	2 2013	3 2014	4 2015	5 2016	6 2017	7 2018	8 2019	9 2020	10 2021	
1. Prior.....											
2. 2012.....											
3. 2013.....	XXX										
4. 2014.....	XXX	XXX									
5. 2015.....	XXX	XXX									
6. 2016.....	XXX	XXX									
7. 2017.....	XXX	XXX									
8. 2018.....	XXX	XXX									
9. 2019.....	XXX	XXX									
10. 2020.....	XXX	XXX									
11. 2021.....	XXX	XXX									
12. Totals.....	XXX	XXX									
13. Earned Premiums (Sch P-Pt. 1)											XXX

SECTION 2

Years in Which Premiums Were Earned and Losses Were Incurred	CUMULATIVE PREMIUMS EARNED CEDED AT YEAR END (\$000 OMITTED)										11 Current Year Premiums Earned
	1 2012	2 2013	3 2014	4 2015	5 2016	6 2017	7 2018	8 2019	9 2020	10 2021	
1. Prior.....											
2. 2012.....											
3. 2013.....	XXX										
4. 2014.....	XXX	XXX									
5. 2015.....	XXX	XXX									
6. 2016.....	XXX	XXX									
7. 2017.....	XXX	XXX									
8. 2018.....	XXX	XXX									
9. 2019.....	XXX	XXX									
10. 2020.....	XXX	XXX									
11. 2021.....	XXX	XXX									
12. Totals.....	XXX	XXX									
13. Earned Premiums (Sch P-Pt. 1)											XXX

Schedule P - Part 6N- Reinsurance A - Nonproportional Assumed Property - Section 1

N O N E

Schedule P - Part 6N- Reinsurance A - Nonproportional Assumed Property - Section 2

N O N E

Schedule P - Part 6O - Reinsurance B - Nonproportional Liability - Section 1

N O N E

Schedule P - Part 6O - Reinsurance B - Nonproportional Assumed Liability - Section 2

N O N E

Schedule P - Part 6R - Products Liability - Occurrence - Section 1A

N O N E

Schedule P - Part 6R - Products Liability - Occurrence - Section 2A

N O N E

Schedule P - Part 6R - Products Liability - Claims-Made - Section 1B

N O N E

Schedule P - Part 6R - Products Liability - Claims-Made - Section 2B

N O N E

ANNUAL STATEMENT FOR THE YEAR 2021 OF THE American Modern Property and Casualty Insurance Company
SCHEDULE P - PART 7A - PRIMARY LOSS SENSITIVE CONTRACTS (\$000 OMITTED)

SECTION 1

Schedule P - Part 1	1 Total Net Losses and Expenses Unpaid	2 Net Losses and Expenses Unpaid on Loss Sensitive Contracts	3 Loss Sensitive as Percentage of Total	4 Total Net Premiums Written	5 Net Premiums Written on Loss Sensitive Contracts	6 Loss Sensitive as Percentage of Total
1. Homeowners/Farmowners	3,868	0	0.0	18,881	0	0.0
2. Private Passenger Auto Liability/ Medical	1,499	0	0.0	2,339	0	0.0
3. Commercial Auto/Truck Liability/ Medical	258	0	0.0	196	0	0.0
4. Workers' Compensation	0	0	0.0	0	0	0.0
5. Commercial Multiple Peril	653	0	0.0	1,116	0	0.0
6. Medical Professional Liability - Occurrence	0	0	0.0	0	0	0.0
7. Medical Professional Liability - Claims - Made	0	0	0.0	(72)	0	0.0
8. Special Liability	267	0	0.0	1,511	0	0.0
9. Other Liability - Occurrence	977	0	0.0	890	0	0.0
10. Other Liability - Claims-Made	0	0	0.0	(5)	0	0.0
11. Special Property	2,319	0	0.0	19,855	0	0.0
12. Auto Physical Damage	558	0	0.0	7,185	0	0.0
13. Fidelity/Surety	0	0	0.0	0	0	0.0
14. Other	0	0	0.0	0	0	0.0
15. International	0	0	0.0	0	0	0.0
16. Reinsurance - Nonproportional Assumed Property	XXX	XXX	XXX	XXX	XXX	XXX
17. Reinsurance - Nonproportional Assumed Liability	XXX	XXX	XXX	XXX	XXX	XXX
18. Reinsurance - Nonproportional Assumed Financial Lines	XXX	XXX	XXX	XXX	XXX	XXX
19. Products Liability - Occurrence	0	0	0.0	0	0	0.0
20. Products Liability - Claims-Made	0	0	0.0	0	0	0.0
21. Financial Guaranty/Mortgage Guaranty	0	0	0.0	0	0	0.0
22. Warranty	0	0	0.0	0	0	0.0
23. Totals	10,400	0	0.0	51,895	0	0.0

SECTION 2

Years in Which Policies Were Issued	INCURRED LOSSES AND DEFENSE AND COST CONTAINMENT EXPENSES REPORTED AT YEAR END (\$000 OMITTED)									
	1	2	3	4	5	6	7	8	9	10
	2012	2013	2014	2015	2016	2017	2018	2019	2020	2021
1. Prior										
2. 2012										
3. 2013	XXX									
4. 2014	XXX	XXX								
5. 2015	XXX	XXX	XX							
6. 2016	XXX	XXX	XX	XX						
7. 2017	XXX	XXX	XX	XXX	XXX					
8. 2018	XXX	XXX	XXX	XXX	XXX	XXX				
9. 2019	XXX	XXX	XXX	XXX	XXX	XXX	XXX			
10. 2020	XXX	XXX	XXX	XXX	XXX	XXX	XXX	XXX		
11. 2021	XXX	XXX	XXX	XXX	XXX	XXX	XXX	XXX	XXX	

SECTION 3

Years in Which Policies Were Issued	BULK AND INCURRED BUT NOT REPORTED RESERVES FOR LOSSES AND DEFENSE AND COST CONTAINMENT EXPENSES AT YEAR END (\$000 OMITTED)									
	1	2	3	4	5	6	7	8	9	10
	2012	2013	2014	2015	2016	2017	2018	2019	2020	2021
1. Prior										
2. 2012										
3. 2013	XXX									
4. 2014	XXX	XXX								
5. 2015	XXX	XXX	XX							
6. 2016	XXX	XXX	XX	XX						
7. 2017	XXX	XXX	XX	XXX	XXX					
8. 2018	XXX	XXX	XXX	XXX	XXX	XXX				
9. 2019	XXX	XXX	XXX	XXX	XXX	XXX	XXX			
10. 2020	XXX	XXX	XXX	XXX	XXX	XXX	XXX	XXX		
11. 2021	XXX	XXX	XXX	XXX	XXX	XXX	XXX	XXX	XXX	

Schedule P - Part 7A - Section 4 - Primary Loss Sensitive Contracts

N O N E

Schedule P - Part 7A - Section 5 - Primary Loss Sensitive Contracts

N O N E

ANNUAL STATEMENT FOR THE YEAR 2021 OF THE American Modern Property and Casualty Insurance Company
SCHEDULE P - PART 7B - REINSURANCE LOSS SENSITIVE CONTRACTS (\$000 OMITTED)

SECTION 1

Schedule P - Part 1	1 Total Net Losses and Expenses Unpaid	2 Net Losses and Expenses Unpaid on Loss Sensitive Contracts	3 Loss Sensitive as Percentage of Total	4 Total Net Premiums Written	5 Net Premiums Written on Loss Sensitive Contracts	6 Loss Sensitive as Percentage of Total
1. Homeowners/Farmowners	3,868	0	0.0	18,881	0	0.0
2. Private Passenger Auto Liability/Medical	1,499	0	0.0	2,339	0	0.0
3. Commercial Auto/Truck Liability/Medical	258	0	0.0	196	0	0.0
4. Workers' Compensation	0	0	0.0	0	0	0.0
5. Commercial Multiple Peril	653	0	0.0	1,116	0	0.0
6. Medical Professional Liability - Occurrence	0	0	0.0	0	0	0.0
7. Medical Professional Liability - Claims - Made	0	0	0.0	(72)	0	0.0
8. Special Liability	267	0	0.0	1,511	0	0.0
9. Other Liability - Occurrence	977	0	0.0	890	0	0.0
10. Other Liability - Claims-Made	0	0	0.0	(5)	0	0.0
11. Special Property	2,319	0	0.0	19,855	0	0.0
12. Auto Physical Damage	558	0	0.0	7,185	0	0.0
13. Fidelity/Surety	0	0	0.0	0	0	0.0
14. Other	0	0	0.0	0	0	0.0
15. International	0	0	0.0	0	0	0.0
16. Reinsurance - Nonproportional Assumed Property	0	0	0.0	0	0	0.0
17. Reinsurance - Nonproportional Assumed Liability	0	0	0.0	0	0	0.0
18. Reinsurance - Nonproportional Assumed Financial Lines	0	0	0.0	0	0	0.0
19. Products Liability - Occurrence	0	0	0.0	0	0	0.0
20. Products Liability - Claims-Made	0	0	0.0	0	0	0.0
21. Financial Guaranty/Mortgage Guaranty	0	0	0.0	0	0	0.0
22. Warranty	0	0	0.0	0	0	0.0
23. Totals	10,400	0	0.0	51,895	0	0.0

SECTION 2

Years in Which Policies Were Issued	INCURRED LOSSES AND DEFENSE AND COST CONTAINMENT EXPENSES REPORTED AT YEAR END (\$000 OMITTED)									
	1 2012	2 2013	3 2014	4 2015	5 2016	6 2017	7 2018	8 2019	9 2020	10 2021
1. Prior										
2. 2012										
3. 2013	XXX									
4. 2014	XXX	XXX								
5. 2015	XXX	XXX	XX							
6. 2016	XXX	XXX	XX	XX						
7. 2017	XXX	XXX	XX	XXX	XX					
8. 2018	XXX	XXX	XXX	XXX	XXX	XXX				
9. 2019	XXX	XXX	XXX	XXX	XXX	XXX	XXX			
10. 2020	XXX	XXX	XXX	XXX	XXX	XXX	XXX	XXX		
11. 2021	XXX	XXX	XXX	XXX	XXX	XXX	XXX	XXX	XXX	

SECTION 3

Years in Which Policies Were Issued	BULK AND INCURRED BUT NOT REPORTED RESERVES FOR LOSSES AND DEFENSE AND COST CONTAINMENT EXPENSES AT YEAR END (\$000 OMITTED)									
	1 2012	2 2013	3 2014	4 2015	5 2016	6 2017	7 2018	8 2019	9 2020	10 2021
1. Prior										
2. 2012										
3. 2013	XXX									
4. 2014	XXX	XXX								
5. 2015	XXX	XXX	XX							
6. 2016	XXX	XXX	XX	XX						
7. 2017	XXX	XXX	XX	XXX	XX					
8. 2018	XXX	XXX	XXX	XXX	XXX	XXX				
9. 2019	XXX	XXX	XXX	XXX	XXX	XXX	XXX			
10. 2020	XXX	XXX	XXX	XXX	XXX	XXX	XXX	XXX		
11. 2021	XXX	XXX	XXX	XXX	XXX	XXX	XXX	XXX	XXX	

Schedule P - Part 7B - Section 4 - Reinsurance Loss Sensitive Contracts

N O N E

Schedule P - Part 7B - Section 5 - Reinsurance Loss Sensitive Contracts

N O N E

Schedule P - Part 7B - Section 6 - Reinsurance Loss Sensitive Contracts

N O N E

Schedule P - Part 7B - Section 7 - Reinsurance Loss Sensitive Contracts

N O N E

ANNUAL STATEMENT FOR THE YEAR 2021 OF THE American Modern Property and Casualty Insurance Company

SCHEDULE P INTERROGATORIES

1. The following questions relate to yet-to-be-issued Extended Reporting Endorsements (EREs) arising from Death, Disability, or Retirement (DDR) provisions in Medical Professional Liability Claims Made insurance policies. EREs provided for reasons other than DDR are not to be included.
- 1.1 Does the company issue Medical Professional Liability Claims Made insurance policies that provide tail (also known as an extended reporting endorsement, or "ERE") benefits in the event of Death, Disability, or Retirement (DDR) at a reduced charge or at no additional cost? Yes [] No [X]
 If the answer to question 1.1 is "no", leave the following questions blank. If the answer to question 1.1 is "yes", please answer the following questions:
- 1.2 What is the total amount of the reserve for that provision (DDR Reserve), as reported, explicitly or not, elsewhere in this statement (in dollars)? \$ 0
- 1.3 Does the company report any DDR reserve as Unearned Premium Reserve per SSAP #65? Yes [] No [X]
- 1.4 Does the company report any DDR reserve as loss or loss adjustment expense reserve? Yes [] No [X]
- 1.5 If the company reports DDR reserve as Unearned Premium Reserve, does that amount match the figure on the Underwriting and Investment Exhibit, Part 1A - Recapitulation of all Premiums (Page 7) Column 2, Lines 11.1 plus 11.2? Yes [] No [] N/A [X]
- 1.6 If the company reports DDR reserve as loss or loss adjustment expense reserve, please complete the following table corresponding to where these reserves are reported in Schedule P:

Years in Which Premiums Were Earned and Losses Were Incurred	DDR Reserve Included in Schedule P, Part 1F, Medical Professional Liability Column 24: Total Net Losses and Expenses Unpaid	
	1 Section 1: Occurrence	2 Section 2: Claims-Made
1.601 Prior	0	0
1.602 2012	0	0
1.603 2013	0	0
1.604 2014	0	0
1.605 2015	0	0
1.606 2016	0	0
1.607 2017	0	0
1.608 2018	0	0
1.609 2019	0	0
1.610 2020	0	0
1.611 2021	0	0
1.612 Totals	0	0

2. The definition of allocated loss adjustment expenses (ALAE) and, therefore, unallocated loss adjustment expenses (ULAE) was changed effective January 1, 1998. This change in definition applies to both paid and unpaid expenses. Are these expenses (now reported as "Defense and Cost Containment" and "Adjusting and Other") reported in compliance with these definitions in this statement? Yes [X] No []
3. The Adjusting and Other expense payments and reserves should be allocated to the years in which the losses were incurred based on the number of claims reported, closed and outstanding in those years. When allocating Adjusting and Other expense between companies in a group or a pool, the Adjusting and Other expense should be allocated in the same percentage used for the loss amounts and the claim counts. For reinsurers, Adjusting and Other expense assumed should be reported according to the reinsurance contract. For Adjusting and Other expense incurred by reinsurers, or in those situations where suitable claim count information is not available, Adjusting and Other expense should be allocated by a reasonable method determined by the company and described in Interrogatory 7, below. Are they so reported in this Statement? Yes [X] No []
4. Do any lines in Schedule P include reserves that are reported gross of any discount to present value of future payments, and that are reported net of such discounts on Page 10? Yes [] No [X]
- If yes, proper disclosure must be made in the Notes to Financial Statements, as specified in the Instructions. Also, the discounts must be reported in Schedule P - Part 1, Columns 32 and 33. Schedule P must be completed gross of non-tabular discounting. Work papers relating to discount calculations must be available for examination upon request.
- Discounting is allowed only if expressly permitted by the state insurance department to which this Annual Statement is being filed.
5. What were the net premiums in force at the end of the year for:
 (in thousands of dollars)
- | | |
|--------------------|---|
| 5.1 Fidelity | 0 |
| 5.2 Surety | 0 |
6. Claim count information is reported per claim or per claimant (Indicate which) per claim
 If not the same in all years, explain in Interrogatory 7.
- 7.1 The information provided in Schedule P will be used by many persons to estimate the adequacy of the current loss and expense reserves, among other things. Are there any especially significant events, coverage, retention or accounting changes that have occurred that must be considered when making such analyses? Yes [] No [X]
- 7.2 (An extended statement may be attached.)
 The internal claim department costs not assigned to a claim are allocated to Schedule P part and accident year based on paid loss and paid LAE:

Schedule T - Part 2 - Interstate Compact

N O N E

ANNUAL STATEMENT FOR THE YEAR 2021 OF THE American Modern Property and Casualty Insurance Company

SCHEDULE Y

PART 1A - DETAIL OF INSURANCE HOLDING COMPANY SYSTEM

1	2	3	4	5	6	7	8	9	10	11	12	13	14	15	16
Group Code	Group Name	NAIC Company Code	ID Number	Federal RSSD	CIK	Name of Securities Exchange if Publicly Traded (U.S. or International)	Names of Parent, Subsidiaries Or Affiliates	Domiciliary Location	Relationship to Reporting Entity	Directly Controlled by (Name of Entity/Person)	Type of Control (Ownership, Board, Management, Attorney-in-Fact, Influence, Other)	If Control is Ownership Provide Percentage	Ultimate Controlling Entity(ies)/Person(s)	Is an SCA Filing Required? (Yes/No)	*
			AA-1340165	1575831	0001021268	XETRA, FIB	Münchener Rückversicherung AG, München	.DEU	UIP			0.000			
			22-3753262	4362890			Munich American Holding Corporation, Wilmington, Delaware	.DE	UIP	Münchener Rückversicherung AG, München	Ownership	100.000	Münchener Rückversicherung AG		
			13-4141052				HSB Group, Inc., Dover, Delaware	.DE	NIA	Munich American Holding Corporation, Wilmington, Delaware	Ownership	100.000	Münchener Rückversicherung AG		
			06-1398157		0001120014		MEAG New York Corporation, Wilmington, Delaware	.DE	NIA	Munich American Holding Corporation, Wilmington, Delaware	Ownership	100.000	Münchener Rückversicherung AG		
			85-0872897				MR Group Investment US Inc., Dover, Delaware	.DE	NIA	Munich American Holding Corporation, Wilmington, Delaware	Ownership	100.000	Münchener Rückversicherung AG		
			47-2669634				MR Infrastructure, Inc., Dover, Delaware	.DE	NIA	Munich American Holding Corporation, Wilmington, Delaware	Ownership	100.000	Münchener Rückversicherung AG		
			81-1175895				MR Investment Inc, Dover, Delaware	.DE	NIA	Munich American Holding Corporation, Wilmington, Delaware	Ownership	100.000	Münchener Rückversicherung AG		
			95-4551801				Munich Life Holding Corporation, Wilmington, Delaware	.DE	NIA	Munich American Holding Corporation, Wilmington, Delaware	Ownership	100.000	Münchener Rückversicherung AG		
			13-2940720				Munich Re America Brokers, Inc., Wilmington, Delaware	.DE	NIA	Munich American Holding Corporation, Wilmington, Delaware	Ownership	100.000	Münchener Rückversicherung AG		
			13-3672116				Munich Re America Corporation, Wilmington, Delaware	.DE	NIA	Munich American Holding Corporation, Wilmington, Delaware	Ownership	100.000	Münchener Rückversicherung AG		
							Munich Re America Management Ltd., London	.GBR	NIA	Munich American Holding Corporation, Wilmington, Delaware	Ownership	100.000	Münchener Rückversicherung AG		
			13-3069874				Munich Re America Services Inc., Wilmington, Delaware	.DE	NIA	Munich American Holding Corporation, Wilmington, Delaware	Ownership	100.000	Münchener Rückversicherung AG		
			82-4783372				Munich Re CVC Investment Corp., Dover, Delaware	.DE	NIA	Munich American Holding Corporation, Wilmington, Delaware	Ownership	100.000	Münchener Rückversicherung AG		
.0361	Munich RE Group		81-4214393				Munich Re Digital Partners US Holding Corporation, Dover, Delaware	.DE	NIA	Munich American Holding Corporation, Wilmington, Delaware	Ownership	100.000	Münchener Rückversicherung AG		
			82-4793656				Munich Re Ventures Inc., Wilmington, Delaware	.DE	NIA	Munich American Holding Corporation, Wilmington, Delaware	Ownership	100.000	Münchener Rückversicherung AG		
			61-1600414				Munich Re Weather & Commodity Risk Holding, Inc., Wilmington, Delaware	.DE	NIA	Munich American Holding Corporation, Wilmington, Delaware	Ownership	100.000	Münchener Rückversicherung AG		
			31-0742526	1552140			The Midland Company, Cincinnati, Ohio	.OH	UIP	Munich American Holding Corporation, Wilmington, Delaware	Ownership	100.000	Münchener Rückversicherung AG		
			06-1497387				HSB Engineering Finance Corporation, Dover, Delaware	.DE	NIA	HSB Group, Inc., Dover, Delaware	Ownership	100.000	Münchener Rückversicherung AG		
			82-5466379				HSB Fund I LP, Dover, Delaware	.DE	NIA	HSB Group, Inc., Dover, Delaware	Ownership	99.900	Münchener Rückversicherung AG		
							IoT Financing Services LLC, Dover, Delaware	.DE	NIA	HSB Group, Inc., Dover, Delaware	Ownership	100.000	Münchener Rückversicherung AG		
			47-4825604				Meshify, Inc., Dover, Delaware	.DE	NIA	HSB Group, Inc., Dover, Delaware	Ownership	100.000	Münchener Rückversicherung AG		
			82-4660975				Munich Re Ventures LLC, Dover, Delaware	.DE	NIA	HSB Group, Inc., Dover, Delaware	Ownership	100.000	Münchener Rückversicherung AG		
			47-1782226				Relayr, Inc., Wilmington, Delaware	.DE	NIA	HSB Group, Inc., Dover, Delaware	Ownership	100.000	Münchener Rückversicherung AG		
.0361	Munich RE Group	.11452	06-0384680				The Hartford Steam Boiler Inspection and Insurance Company, Hartford, Connecticut	.CT	IA	HSB Group, Inc., Dover, Delaware	Ownership	100.000	Münchener Rückversicherung AG		
							MEAG Hong Kong Limited, Hong Kong	.HKG	NIA	MEAG New York Corporation, Wilmington, Delaware	Ownership	100.000	Münchener Rückversicherung AG		
			76-0147496				13th & F associates Limited Partnership, Washington D.C.	.DC	NIA	MR Infrastructure, Inc., Dover, Delaware	Ownership	0.000	Münchener Rückversicherung AG		
			82-3750998				1440 New York Ave. Associates, LP, Dover, Delaware	.DE	NIA	MR Infrastructure, Inc., Dover, Delaware	Ownership	0.000	Münchener Rückversicherung AG		
							320 Park Avenue Associates LLC	.DE	NIA	MR Infrastructure, Inc., Dover, Delaware	Ownership	0.000	Münchener Rückversicherung AG		
			84-3920647				330 Madison Holdings LLC, Dover, Delaware	.DE	NIA	MR Infrastructure, Inc., Dover, Delaware	Ownership	0.000	Münchener Rückversicherung AG		
			82-4913749				MR Bazos LP, Dover, Delaware	.DE	NIA	MR Infrastructure, Inc., Dover, Delaware	Ownership	0.000	Münchener Rückversicherung AG		
			82-2077246				MR Electra LP, Dover, Delaware	.DE	NIA	MR Infrastructure, Inc., Dover, Delaware	Ownership	0.000	Münchener Rückversicherung AG		
							MR Falcon LP, Dover, Delaware	.DE	NIA	MR Infrastructure, Inc., Dover, Delaware	Ownership	0.000	Münchener Rückversicherung AG		
			84-2934714				MR Gotham LP, Dover, Delaware	.DE	NIA	MR Infrastructure, Inc., Dover, Delaware	Ownership	0.000	Münchener Rückversicherung AG		

ANNUAL STATEMENT FOR THE YEAR 2021 OF THE American Modern Property and Casualty Insurance Company

SCHEDULE Y

PART 1A - DETAIL OF INSURANCE HOLDING COMPANY SYSTEM

1	2	3	4	5	6	7	8	9	10	11	12	13	14	15	16
Group Code	Group Name	NAIC Company Code	ID Number	Federal RSSD	CIK	Name of Securities Exchange if Publicly Traded (U.S. or International)	Names of Parent, Subsidiaries Or Affiliates	Domiciliary Location	Relationship to Reporting Entity	Directly Controlled by (Name of Entity/Person)	Type of Control (Ownership, Board, Management, Attorney-in-Fact, Influence, Other)	If Control is Ownership Provide Percentage	Ultimate Controlling Entity(ies)/Person(s)	Is an SCA Filing Required? (Yes/No)	*
			81-4521635				MR Jordan LP, Dover, Delaware	DE	NIA	MR Infrastructure, Inc., Dover, Delaware	Ownership	0.000	Münchener Rückversicherung AG		
			85-3158935				MR McQueen LP, Dover, Delaware	DE	NIA	MR Infrastructure, Inc., Dover, Delaware	Ownership	0.000	Münchener Rückversicherung AG		
			84-2945908				MR Olivia LP, Dover, Delaware	DE	NIA	MR Infrastructure, Inc., Dover, Delaware	Ownership	0.000	Münchener Rückversicherung AG		
			84-3920647				330 Madison Holdings LLC, Dover, Delaware	DE	NIA	MR Investment Inc, Dover, Delaware	Ownership	75.000	Münchener Rückversicherung AG		
			85-3508292				Chinook Silva LLC, Wilmington, Delaware	DE	NIA	MR Investment Inc, Dover, Delaware	Ownership	100.000	Münchener Rückversicherung AG		
			83-2568506				Faunus Silva LLC, Wilmington, Delaware	DE	NIA	MR Investment Inc, Dover, Delaware	Ownership	100.000	Münchener Rückversicherung AG		
			82-4913749				MR Bazos LP, Dover, Delaware	DE	NIA	MR Investment Inc, Dover, Delaware	Ownership	73.600	Münchener Rückversicherung AG		
							MR Falcon LP, Dover, Delaware	DE	NIA	MR Investment Inc, Dover, Delaware	Ownership	100.000	Münchener Rückversicherung AG		
			82-2077246				MR Electra LP, Dover, Delaware	DE	NIA	MR Investment Inc, Dover, Delaware	Ownership	58.900	Münchener Rückversicherung AG		
			84-2934714				MR Gotham LP, Dover, Delaware	DE	NIA	MR Investment Inc, Dover, Delaware	Ownership	54.800	Münchener Rückversicherung AG		
			81-4521635				MR Jordan LP, Dover, Delaware	DE	NIA	MR Investment Inc, Dover, Delaware	Ownership	72.300	Münchener Rückversicherung AG		
			84-2945908				MR Olivia LP, Dover, Delaware	DE	NIA	MR Investment Inc, Dover, Delaware	Ownership	58.600	Münchener Rückversicherung AG		
			82-1283339				Picus Silva Inc., Wilmington, Delaware	DE	NIA	MR Investment Inc, Dover, Delaware	Ownership	100.000	Münchener Rückversicherung AG		
							Raccoon Silva LLC, Camden, Delaware	DE	NIA	MR Investment Inc, Dover, Delaware	Ownership	100.000	Münchener Rückversicherung AG		
			85-3610767				Tellus Demetra LLC, Wilmington, Delaware	DE	NIA	MR Investment Inc, Dover, Delaware	Ownership	100.000	Münchener Rückversicherung AG		
.0361	Munich RE Group	.66346	58-0828824				Munich American Reassurance Company, Atlanta, Georgia	GA	IA	Wilmington, Delaware	Ownership	100.000	Münchener Rückversicherung AG		
		.15339	98-0664745				Munich Re Life Insurance Company of Vermont, Burlington, Vermont	VT	NIA	Wilmington, Delaware	Ownership	100.000	Münchener Rückversicherung AG		
.0361	Munich RE Group		98-0157330				Munich Re of Bermuda, Ltd., Hamilton, Bermuda	BMU	IA	Wilmington, Delaware	Ownership	100.000	Münchener Rückversicherung AG		
		.69604	59-2378916				Munich Re US Life Corporation, Atlanta, Georgia	GA	NIA	Wilmington, Delaware	Ownership	100.000	Münchener Rückversicherung AG		
			84-4037894				Parachute Digital Solutions Inc., Wilmington, Delaware	DE	NIA	Wilmington, Delaware	Ownership	100.000	Münchener Rückversicherung AG		
.0361	Munich RE Group	.19720	52-2048110				American Alternative Insurance Corporation, Wilmington, Delaware	DE	IA	Wilmington, Delaware	Ownership	100.000	Münchener Rückversicherung AG		
.0361	Munich RE Group	.12489	20-3901790				Bridgeway Insurance Company, Dover, Delaware	DE	IA	Munich Re America Corporation, Wilmington, Delaware	Ownership	100.000	Münchener Rückversicherung AG		
.0361	Munich RE Group	.10227	13-4924125	3057537			Munich Reinsurance America, Inc., Wilmington, Delaware	DE	IA	Munich Re America Corporation, Wilmington, Delaware	Ownership	100.000	Münchener Rückversicherung AG		
.0361	Munich RE Group	.10786	22-3410482				The Princeton Excess and Surplus Lines Insurance Company, Wilmington, Delaware	DE	IA	Munich Re America Corporation, Wilmington, Delaware	Ownership	100.000	Münchener Rückversicherung AG		
			82-5421722				Munich Re Fund I LP, Dover, Delaware	DE	NIA	Munich Re CVC Investment Corp., Dover, Delaware	Ownership	99.900	Münchener Rückversicherung AG		
							Munich Re Fund II LP, Dover, Delaware	DE	NIA	Munich Re CVC Investment Corp., Dover, Delaware	Ownership	99.900	Münchener Rückversicherung AG		
.0361	Munich RE Group	.11865	20-0196819				American Digital Title Insurance Company, Denver, Colorado	CO	IA	Munich Re Digital Partners US Holding Corporation, Dover, Delaware	Ownership	100.000	Münchener Rückversicherung AG		
.0361	Munich RE Group	.34711	05-0443418				Digital Advantage Insurance Company, Providence, Rhode Island	RI	IA	Munich Re Digital Partners US Holding Corporation, Dover, Delaware	Ownership	100.000	Münchener Rückversicherung AG		
.0361	Munich RE Group	.29530	13-3368745				Digital Affect Insurance Company, New York City, New York	NY	IA	Munich Re Digital Partners US Holding Corporation, Dover, Delaware	Ownership	100.000	Münchener Rückversicherung AG		
.0361	Munich RE Group	.16561	82-4117108				Digital Edge Insurance Company, Wilmington, Delaware	DE	IA	Munich Re Digital Partners US Holding Corporation, Dover, Delaware	Ownership	100.000	Münchener Rückversicherung AG		
.0361	Munich RE Group		82-4852087				Digital Partners Claims Administrators Inc., Columbus, Ohio	OH	NIA	Munich Re Digital Partners US Holding Corporation, Dover, Delaware	Ownership	100.000	Münchener Rückversicherung AG		
			82-5437491				ERGO Fund I LP, Dover, Delaware	DE	NIA	Munich Re Ventures Inc., Wilmington, Delaware	Ownership	0.000	Münchener Rückversicherung AG		
			82-5466379				HSB Fund I LP, Dover, Delaware	DE	NIA	Munich Re Ventures Inc., Wilmington, Delaware	Ownership	0.000	Münchener Rückversicherung AG		
			82-5421722				Munich Re Fund I LP, Dover, Delaware	DE	NIA	Munich Re Ventures Inc., Wilmington, Delaware	Ownership	0.000	Münchener Rückversicherung AG		

ANNUAL STATEMENT FOR THE YEAR 2021 OF THE American Modern Property and Casualty Insurance Company

SCHEDULE Y

PART 1A - DETAIL OF INSURANCE HOLDING COMPANY SYSTEM

1	2	3	4	5	6	7	8	9	10	11	12	13	14	15	16
Group Code	Group Name	NAIC Company Code	ID Number	Federal RSSD	CIK	Name of Securities Exchange if Publicly Traded (U.S. or International)	Names of Parent, Subsidiaries Or Affiliates	Domi-ciliary Location	Relation-ship to Reporting Entity	Directly Controlled by (Name of Entity/Person)	Type of Control (Ownership, Board, Management, Attorney-in-Fact, Influence, Other)	If Control is Ownership Provide Percentage	Ultimate Controlling Entity(ies)/Person(s)	Is an SCA Filing Re-quired? (Yes/No)	*
			98-0436600				Munich Re Fund II LP, Dover, Delaware	DE	NIA	Munich Re Ventures Inc., Wilmington, Delaware	Ownership	0.000	Münchener Rückversicherung AG		
			47-5044276				Munich Re Trading LLC, Wilmington, Delaware	DE	NIA	Munich Re Weather & Commodity Risk Holding, Inc., Wilmington, Delaware	Ownership	100.000	Münchener Rückversicherung AG		
			31-0626204				Munich Re Reserve Risk Financing, Inc., Dover, Delaware	DE	NIA	Munich Re Weather & Commodity Risk Holding, Inc., Wilmington, Delaware	Ownership	100.000	Münchener Rückversicherung AG		
			06-1566995				Midland-Guardian Co., Amelia, Ohio	OH	UIP	The Midland Company, Cincinnati, Ohio	Ownership	100.000	Münchener Rückversicherung AG		
			06-1530377				HSB Ventures, Inc., Dover, Delaware	DE	NIA	HSB Engineering Finance Corporation, Dover, Delaware	Ownership	100.000	Münchener Rückversicherung AG		
							Hartford Research, LLC, Lewes, Delaware	DE	NIA	HSB Engineering Finance Corporation, Dover, Delaware	Ownership	41.800	Münchener Rückversicherung AG		
							At-bay Inc., Wilmington, Delaware	DE	NIA	HSB Fund I LP, Dover, Delaware	Ownership	3.900	Münchener Rückversicherung AG		
							Augury, Inc., Wilmington, Delaware	DE	NIA	HSB Fund I LP, Dover, Delaware	Ownership	9.800	Münchener Rückversicherung AG		
							Helium Systems, Inc., Dover, Delaware	DE	NIA	HSB Fund I LP, Dover, Delaware	Ownership	5.000	Münchener Rückversicherung AG		
			61-1743387				Super Home, Inc., Wilmington, Delaware	DE	NIA	HSB Fund I LP, Dover, Delaware	Ownership	14.900	Münchener Rückversicherung AG		
							Zeguro Inc., Wilmington, Delaware	DE	NIA	HSB Fund I LP, Dover, Delaware	Ownership	4.100	Münchener Rückversicherung AG		
							IFS Europe Holding GmbH, München	DEU	NIA	IoT Financing Services LLC	Ownership	100.000	Münchener Rückversicherung AG		
							Relayr GmbH, Pullach i. Isartal	DEU	NIA	Relayr, Inc., Wilmington, Delaware	Ownership	100.000	Münchener Rückversicherung AG		
							Relayr Sp. Z o.o., Katowice	POL	NIA	Relayr, Inc., Wilmington, Delaware	Ownership	100.000	Münchener Rückversicherung AG		
			06-1413773				EIG, Co., Wilmington, Delaware	DE	NIA	The Hartford Steam Boiler Inspection and Insurance Company, Hartford, Connecticut	Ownership	100.000	Münchener Rückversicherung AG		
			06-1636726				Global Standards, LLC, Dover, Delaware	DE	NIA	The Hartford Steam Boiler Inspection and Insurance Company, Hartford, Connecticut	Ownership	100.000	Münchener Rückversicherung AG		
							Hartford Steam Boiler Colombia Ltda, Bogota	COL	NIA	The Hartford Steam Boiler Inspection and Insurance Company, Hartford, Connecticut	Ownership	10.000	Münchener Rückversicherung AG		
			06-1041366				HSB Associates, Inc., New York City, New York	NY	NIA	The Hartford Steam Boiler Inspection and Insurance Company, Hartford, Connecticut	Ownership	100.000	Münchener Rückversicherung AG		
							HSB Brasil Servicos de Engenharia e Inspecao, Ltda., Sao Paulo	BRA	NIA	The Hartford Steam Boiler Inspection and Insurance Company, Hartford, Connecticut	Ownership	10.000	Münchener Rückversicherung AG		
			06-1120606				HSB Secure Services, Inc., Hartford, Connecticut	CT	NIA	The Hartford Steam Boiler Inspection and Insurance Company, Hartford, Connecticut	Ownership	100.000	Münchener Rückversicherung AG		
			54-2013079				HSB Solomon Associates LLC, Dover, Delaware	DE	NIA	The Hartford Steam Boiler Inspection and Insurance Company, Hartford, Connecticut	Ownership	100.000	Münchener Rückversicherung AG		
.0361	Munich RE Group	.14438	45-5518320				HSB Specialty Insurance Company, Hartford, Connecticut	CT	IA	The Hartford Steam Boiler Inspection and Insurance Company, Hartford, Connecticut	Ownership	100.000	Münchener Rückversicherung AG		
			82-2077246				MR Electra LP, Dover, Delaware	DE	NIA	The Hartford Steam Boiler Inspection and Insurance Company, Hartford, Connecticut	Ownership	6.900	Münchener Rückversicherung AG		
			84-2934714				MR Gotham LP, Dover, Delaware	DE	NIA	The Hartford Steam Boiler Inspection and Insurance Company, Hartford, Connecticut	Ownership	5.300	Münchener Rückversicherung AG		
			81-4521635				MR Jordan LP, Dover, Delaware	DE	NIA	The Hartford Steam Boiler Inspection and Insurance Company, Hartford, Connecticut	Ownership	4.600	Münchener Rückversicherung AG		
			84-2945908				MR Olivia LP, Dover, Delaware	DE	NIA	The Hartford Steam Boiler Inspection and Insurance Company, Hartford, Connecticut	Ownership	6.900	Münchener Rückversicherung AG		
			06-1084969				The Polytechnic Club, Inc., Hartford, Connecticut	CT	NIA	The Hartford Steam Boiler Inspection and Insurance Company, Hartford, Connecticut	Ownership	100.000	Münchener Rückversicherung AG		
							320 Park Avenue Holdings LLC, Wilmington, Delaware	DE	NIA	320 Park Avenue Associates LLC, Dover, Delaware	Ownership	25.000	Münchener Rückversicherung AG		
							330 Madison Associates LLC, Dover, Delaware	DE	NIA	330 Madison Holdings LLC, Dover, Delaware	Ownership	100.000	Münchener Rückversicherung AG		
							Bazos CIV L.P., Dover, Delaware	DE	NIA	MR Bazos LP, Dover, Delaware	Ownership	100.000	Münchener Rückversicherung AG		
							SR Texas Wind Holdings 1, LLC, Dover, Delaware	DE	NIA	MR Electra LP, Dover, Delaware	Ownership	49.000	Münchener Rückversicherung AG		
							Astoria Power Partners Holding LLC, Dover, Delaware	DE	NIA	MR Gotham LP, Dover Delaware	Ownership	20.000	Münchener Rückversicherung AG		
							1818 Acquisition LLC, Dover, Delaware	DE	NIA	MR Jordan LP, Dover, Delaware	Ownership	20.700	Münchener Rückversicherung AG		

ANNUAL STATEMENT FOR THE YEAR 2021 OF THE American Modern Property and Casualty Insurance Company

SCHEDULE Y

PART 1A - DETAIL OF INSURANCE HOLDING COMPANY SYSTEM

1	2	3	4	5	6	7	8	9	10	11	12	13	14	15	16
Group Code	Group Name	NAIC Company Code	ID Number	Federal RSSD	CIK	Name of Securities Exchange if Publicly Traded (U.S. or International)	Names of Parent, Subsidiaries Or Affiliates	Domiciliary Location	Relationship to Reporting Entity	Directly Controlled by (Name of Entity/Person)	Type of Control (Ownership, Board, Management, Attorney-in-Fact, Influence, Other)	If Control is Ownership Provide Percentage	Ultimate Controlling Entity(ies)/Person(s)	Is an SCA Filing Required? (Yes/No)	*
							2014 Sol I LLC, Wilmington, Delaware	DE	NIA	MR McQueen LP, Dover, Delaware	Ownership	50.000	Münchener Rückversicherung AG		
			83-2610744				Olivia Holdings LLC, Wilmington, Delaware	DE	NIA	MR Olivia LP, Dover, Delaware	Ownership	8.800	Münchener Rückversicherung AG		
			83-2595468				FS Louisiana I LLC, Wilmington, Delaware	DE	NIA	Fanus Silva LLC, Wilmington, Delaware	Ownership	100.000	Münchener Rückversicherung AG		
			83-2570325				FS San Augustine LLC, Wilmington, Delaware	DE	NIA	Fanus Silva LLC, Wilmington, Delaware	Ownership	100.000	Münchener Rückversicherung AG		
							PS Louisiana I LLC, Wilmington, Delaware	DE	NIA	Picus Silva Inc., Wilmington, Delaware	Ownership	100.000	Münchener Rückversicherung AG		
							1440 New York Ave. Associates, LP, Dover, Delaware	DE	NIA	Munich American Reassurance Company, Atlanta, Georgia	Ownership	78.000	Münchener Rückversicherung AG		
			82-3750998				Munich American Reassurance Company PAC, Inc., Atlanta, Georgia	GA	NIA	Munich American Reassurance Company, Atlanta, Georgia	Other	0.000	Münchener Rückversicherung AG		
							13th & F associates Limited Partnership, Washington D.C.	DC	NIA	Munich Reinsurance America, Inc., Wilmington, Delaware	Ownership	98.000	Münchener Rückversicherung AG		
							1440 New York Ave. Associates, LP, Dover, Delaware	DE	NIA	Munich Reinsurance America, Inc., Wilmington, Delaware	Ownership	22.000	Münchener Rückversicherung AG		
							320 Park Avenue Associates LLC	DE	NIA	Munich Reinsurance America, Inc., Wilmington, Delaware	Ownership	100.000	Münchener Rückversicherung AG		
			84-3920647				330 Madison Holdings LLC, Dover, Delaware	DE	NIA	Munich Reinsurance America, Inc., Wilmington, Delaware	Ownership	25.000	Münchener Rückversicherung AG		
							CBRE U.S. Core Partners Parallel Limited Partnership, Wilmington, Delaware	DE	NIA	Munich Reinsurance America, Inc., Wilmington, Delaware	Ownership	99.900	Münchener Rückversicherung AG		
							Invenergy Miami Wind I Holdings #2 LLC, Wilmington, Delaware	DE	NIA	Munich Reinsurance America, Inc., Wilmington, Delaware	Ownership	49.000	Münchener Rückversicherung AG		
							MR Bazos LP, Dover, Delaware	DE	NIA	Munich Reinsurance America, Inc., Wilmington, Delaware	Ownership	26.400	Münchener Rückversicherung AG		
							MR Electra LP, Dover, Delaware	DE	NIA	Munich Reinsurance America, Inc., Wilmington, Delaware	Ownership	34.200	Münchener Rückversicherung AG		
							MR Gotham LP, Dover, Delaware	DE	NIA	Munich Reinsurance America, Inc., Wilmington, Delaware	Ownership	39.900	Münchener Rückversicherung AG		
							MR Jordan LP, Dover, Delaware	DE	NIA	Munich Reinsurance America, Inc., Wilmington, Delaware	Ownership	23.100	Münchener Rückversicherung AG		
							MR McQueen LP, Dover, Delaware	DE	NIA	Munich Reinsurance America, Inc., Wilmington, Delaware	Ownership	100.000	Münchener Rückversicherung AG		
							MR Olivia LP, Dover, Delaware	DE	NIA	Munich Reinsurance America, Inc., Wilmington, Delaware	Ownership	34.500	Münchener Rückversicherung AG		
							Acko Technology & Services Private Limited, Bangalore	IND	NIA	Munich Re Fund I LP, Dover, Delaware	Ownership	5.000	Münchener Rückversicherung AG		
							Bought by Many Ltd, London	GBR	NIA	Munich Re Fund I LP, Dover, Delaware	Ownership	10.100	Münchener Rückversicherung AG		
							Cyber Sepio Systems Limited, Tel Aviv	ISR	NIA	Munich Re Fund I LP, Dover, Delaware	Ownership	12.900	Münchener Rückversicherung AG		
							Dayforward Inc., Wilmington, Delaware	DE	NIA	Munich Re Fund I LP, Dover, Delaware	Ownership	7.800	Münchener Rückversicherung AG		
							Forge Global Inc., Wilmington, Delaware	DE	NIA	Munich Re Fund I LP, Dover, Delaware	Ownership	3.200	Münchener Rückversicherung AG		
							Fraugster Services GmbH, Berlin	DEU	NIA	Munich Re Fund I LP, Dover, Delaware	Ownership	7.200	Münchener Rückversicherung AG		
							Hippo Analytics Inc., Wilmington, Delaware	DE	NIA	Munich Re Fund I LP, Dover, Delaware	Ownership	1.300	Münchener Rückversicherung AG		
							Inshur Holding Corp., Wilmington, Delaware	DE	NIA	Munich Re Fund I LP, Dover, Delaware	Ownership	15.000	Münchener Rückversicherung AG		
							Slice Labs, Inc., Ottawa	CAN	NIA	Munich Re Fund I LP, Dover, Delaware	Ownership	8.200	Münchener Rückversicherung AG		
							Spruce Holdings Inc., Wilmington, Delaware	DE	NIA	Munich Re Fund I LP, Dover, Delaware	Ownership	11.800	Münchener Rückversicherung AG		
							Team8 Capital I L.P., George Town, Grand Cayman	CYM	NIA	Munich Re Fund I LP, Dover, Delaware	Ownership	3.300	Münchener Rückversicherung AG		
							Team8 Partners II L.P., George Town, Grand Cayman	CYM	NIA	Munich Re Fund I LP, Dover, Delaware	Ownership	8.500	Münchener Rückversicherung AG		
							Ticker Limited, London	GBR	NIA	Munich Re Fund I LP, Dover, Delaware	Ownership	15.000	Münchener Rückversicherung AG		
							Trov, Inc., Dover, Delaware	DE	NIA	Munich Re Fund I LP, Dover, Delaware	Ownership	4.400	Münchener Rückversicherung AG		
							We Predict Limited, Swansea	DE	NIA	Munich Re Fund I LP, Dover, Delaware	Ownership	17.600	Münchener Rückversicherung AG		
							High Definition Vehicle Insurance Inc., Dover, Delaware	DE	NIA	Munich Re Fund II LP, Dover, Delaware	Ownership	9.300	Münchener Rückversicherung AG		
							Orbit Fab Inc., Dover, Delaware	DE	NIA	Munich Re Fund II LP, Dover, Delaware	Ownership	5.300	Münchener Rückversicherung AG		

ANNUAL STATEMENT FOR THE YEAR 2021 OF THE American Modern Property and Casualty Insurance Company

SCHEDULE Y

PART 1A - DETAIL OF INSURANCE HOLDING COMPANY SYSTEM

1	2	3	4	5	6	7	8	9	10	11	12	13	14	15	16
Group Code	Group Name	NAIC Company Code	ID Number	Federal RSSD	CIK	Name of Securities Exchange if Publicly Traded (U.S. or International)	Names of Parent, Subsidiaries Or Affiliates	Domi-ciliary Location	Relation-ship to Reporting Entity	Directly Controlled by (Name of Entity/Person)	Type of Control (Ownership, Board, Management, Attorney-in-Fact, Influence, Other)	If Control is Ownership Provide Percentage	Ultimate Controlling Entity(ies)/Person(s)	Is an SCA Filing Re-quired? (Yes/No)	*
							Babylon Holdings Limited, St. Helier	GBR	NIA	ERGO Fund I LP, Dover, Delaware	Ownership	0.200	Münchener Rückversicherung AG		
							Fair Financial Corp., Wilmington, Delaware	DE	NIA	ERGO Fund I LP, Dover, Delaware	Ownership	1.100	Münchener Rückversicherung AG		
							Ridecell Inc., Wilmington, Delaware	DE	NIA	ERGO Fund I LP, Dover, Delaware	Ownership	2.500	Münchener Rückversicherung AG		
							Parametrix Group Holdings Inc., Wilmington, Delaware	DE	NIA	Munich Re Trading LLC, Wilmington, Delaware	Ownership	5.000	Münchener Rückversicherung AG		
			31-1395650				American Modern Insurance Group, Inc., Amelia, Ohio	OH	UIP	Midland-Guardian Co., Amelia, Ohio	Ownership	100.000	Münchener Rückversicherung AG		
			31-0831559				Marbury Agency, Inc., Amelia, Ohio	OH	NIA	Midland-Guardian Co., Amelia, Ohio	Ownership	100.000	Münchener Rückversicherung AG		
							Relay Limited, Watford	GBR	NIA	Relay GmbH, Pullach i. Isartal	Ownership	100.000	Münchener Rückversicherung AG		
							HSB Engineering Insurance Limited, London	GBR	IA	EIG, Co., Wilmington, Delaware	Ownership	100.000	Münchener Rückversicherung AG		
							Hartford Steam Boiler Colombia Ltda, Bogota	COL	NIA	Global Standards, LLC, Dover, Delaware	Ownership	90.000	Münchener Rückversicherung AG		
							Hartford Steam Boiler International GmbH, Rheine	DEU	NIA	Global Standards, LLC, Dover, Delaware	Ownership	100.000	Münchener Rückversicherung AG		
							Hartford Steam Boiler Ireland Limited, Dublin	IRL	NIA	Global Standards, LLC, Dover, Delaware	Ownership	100.000	Münchener Rückversicherung AG		
							Hartford Steam Boiler (M) Sdn. Bhd., Kuala Lumpur	MYS	NIA	Global Standards, LLC, Dover, Delaware	Ownership	100.000	Münchener Rückversicherung AG		
							Hartford Steam Boiler (Singapore) PTE Ltd, Singapore	SGP	NIA	Global Standards, LLC, Dover, Delaware	Ownership	100.000	Münchener Rückversicherung AG		
							Hartford Steam Boiler UK Limited, Manchester	GBR	NIA	Global Standards, LLC, Dover, Delaware	Ownership	100.000	Münchener Rückversicherung AG		
							HSB Brasil Servicos de Engenharia e Inspecao, Ltda., Sao Paulo	BRA	NIA	Global Standards, LLC, Dover, Delaware	Ownership	90.000	Münchener Rückversicherung AG		
							HSB International (India) Private Limited, Vadodara	IND	NIA	Global Standards, LLC, Dover, Delaware	Ownership	100.000	Münchener Rückversicherung AG		
							HSB Japan KK, Tokyo	JPN	NIA	Global Standards, LLC, Dover, Delaware	Ownership	100.000	Münchener Rückversicherung AG		
							HSB Technical Consulting & Service (Shanghai) Company, Ltd, Shanghai	CHN	NIA	Global Standards, LLC, Dover, Delaware	Ownership	100.000	Münchener Rückversicherung AG		
							The Hartford Steam Boiler Inspection and Insurance Company of Connecticut, Hartford, Connecticut	CT	IA	Global Standards, LLC, Dover, Delaware	Ownership	100.000	Münchener Rückversicherung AG		
.0361	Munich RE Group	29890	06-1240885				American Family Home Insurance Company, Jacksonville, Florida	FL	IA	American Modern Insurance Group, Inc., Amelia, Ohio	Ownership	100.000	Münchener Rückversicherung AG		
.0361	Munich RE Group	23450	31-0711074				American Modern Home Insurance Company, Amelia, Ohio	OH	UDP	American Modern Insurance Group, Inc., Amelia, Ohio	Ownership	100.000	Münchener Rückversicherung AG		
.0361	Munich RE Group	23469	31-0715697				American Modern Home Service Company, Amelia, Ohio	OH	NIA	American Modern Insurance Group, Inc., Amelia, Ohio	Ownership	100.000	Münchener Rückversicherung AG		
			31-1279157				Copper Leaf Research, Bingham Farms, Michigan	MI	NIA	American Modern Insurance Group, Inc., Amelia, Ohio	Ownership	100.000	Münchener Rückversicherung AG		
			38-3470438							American Modern Insurance Group, Inc., Amelia, Ohio	Ownership	100.000	Münchener Rückversicherung AG		
			31-1056196				Lloyds Modern Corporation, Dallas, Texas	TX	NIA	American Modern Insurance Group, Inc., Amelia, Ohio	Ownership	100.000	Münchener Rückversicherung AG		
			59-6066315				Midwest Enterprises, Inc., Miami, Florida	FL	NIA	American Modern Insurance Group, Inc., Amelia, Ohio	Ownership	100.000	Münchener Rückversicherung AG		
			34-1894203				Specialty Insurance Services Corporation, Amelia, Ohio	OH	NIA	American Modern Insurance Group, Inc., Amelia, Ohio	Ownership	100.000	Münchener Rückversicherung AG		
			31-0530321				The Atlas Insurance Agency, Inc., Amelia, Ohio	OH	NIA	American Modern Insurance Group, Inc., Amelia, Ohio	Ownership	100.000	Münchener Rückversicherung AG		
.0361	Munich RE Group	42005	31-1056196				American Modern Lloyds Insurance Company, Dallas, Texas	TX	IA	American Modern Home Insurance Company, Amelia, Ohio	Ownership	100.000	Münchener Rückversicherung AG		
.0361	Munich RE Group	42722	43-1262602				American Modern Property & Casualty Insurance Company, Amelia, Ohio	OH	RE	American Modern Home Insurance Company, Amelia, Ohio	Ownership	100.000	Münchener Rückversicherung AG		
.0361	Munich RE Group	38652	38-2342976				American Modern Select Insurance Company, Amelia, Ohio	OH	IA	American Modern Home Insurance Company, Amelia, Ohio	Ownership	100.000	Münchener Rückversicherung AG		

ANNUAL STATEMENT FOR THE YEAR 2021 OF THE American Modern Property and Casualty Insurance Company

SCHEDULE Y

PART 1A - DETAIL OF INSURANCE HOLDING COMPANY SYSTEM

1	2	3	4	5	6	7	8	9	10	11	12	13	14	15	16
Group Code	Group Name	NAIC Company Code	ID Number	Federal RSSD	CIK	Name of Securities Exchange if Publicly Traded (U.S. or International)	Names of Parent, Subsidiaries Or Affiliates	Domi-ciliary Location	Relation-ship to Reporting Entity	Directly Controlled by (Name of Entity/Person)	Type of Control (Ownership, Board, Management, Attorney-in-Fact, Influence, Other)	If Control is Ownership Provide Percentage	Ultimate Controlling Entity(ies)/Person(s)	Is an SCA Filing Re-quired? (Yes/No)	*
.0361	Munich RE Group	41998	59-2236254				American Southern Home Insurance Company, Jacksonville, Florida	FL	IA	American Modern Home Insurance Company, Amelia, Ohio	Ownership	100.000	Münchener Rückversicherung AG		
.0361	Munich RE Group	35912	31-0920414				American Western Home Insurance Company, Oklahoma City, Oklahoma	OK	IA	American Modern Home Insurance Company, Amelia, Ohio	Ownership	100.000	Münchener Rückversicherung AG		
.0361	Munich RE Group	12314	20-2769607				American Modern Insurance Company of Florida, Inc., Jacksonville, Florida	FL	IA	American Southern Home Insurance Company, Jacksonville, Florida	Ownership	100.000	Münchener Rückversicherung AG		
.0361	Munich RE Group		82-5437491				ERGO Fund I LP, Dover, Delaware	DE	NIA	ERGO Group AG, Düsseldorf	Ownership	99.900	Münchener Rückversicherung AG		
			81-0830573				Next Insurance, Inc., Wilmington, Delaware	DE	NIA	ERGO Group AG, Düsseldorf	Ownership	33.700	Münchener Rückversicherung AG		
							HSB Solomon Associates Canada Ltd., Saint John, Province of New Brunswick	CAN	NIA	HSB Solomon Associates LLC, Dover, Delaware	Ownership	100.000	Münchener Rückversicherung AG		
							Solomon Associates Limited, Farnborough	GBR	NIA	HSB Solomon Associates LLC, Dover, Delaware	Ownership	100.000	Münchener Rückversicherung AG		
			83-2580281				FS Louisiana II LLC, Wilmington, Delaware	DE	NIA	FS Louisiana I LLC, Wilmington, Delaware	Ownership	100.000	Münchener Rückversicherung AG		
			83-2583278				PS Louisiana II LLC, Wilmington, Delaware	DE	NIA	PS Louisiana I LLC, Wilmington, Delaware	Ownership	100.000	Münchener Rückversicherung AG		
							HSB Engineering Insurance Services Limited, London	GBR	NIA	HSB Engineering Insurance Limited, London	Ownership	100.000	Münchener Rückversicherung AG		
							The Boiler Inspection and Insurance Company of Canada, Toronto, Ontario	CAN	IA	HSB Engineering Insurance Limited, London	Ownership	100.000	Münchener Rückversicherung AG		
							Benelogix Benefits Inc.Vancouver, British Columbia	CAN	NIA	1137009 B.C. Ltd.	Ownership	50.000	Münchener Rückversicherung AG		
							GroupSimple Solutions Inc.Vancouver, British Columbia	CAN	NIA	1137009 B.C. Ltd.	Ownership	50.000	Münchener Rückversicherung AG		
							GroupHEALTH Global Benefit Systems Inc.Vancouver, British Columbia	CAN	NIA	11658573 Canada Inc.	Ownership	100.000	Münchener Rückversicherung AG		
							GroupHEALTH Investments Inc.Vancouver, British Columbia	CAN	NIA	11658573 Canada Inc.	Ownership	0.100	Münchener Rückversicherung AG		
							1137009 B.C. Ltd.Vancouver, British Columbia	CAN	NIA	11658573 Canada Inc.	Ownership	100.000	Münchener Rückversicherung AG		
							GroupSource GP Inc.Vancouver, British Columbia	CAN	NIA	11658573 Canada Inc.	Ownership	100.000	Münchener Rückversicherung AG		
							GroupSource Limited PartnershipCalgary, Alberta	CAN	NIA	11658573 Canada Inc.	Ownership	100.000	Münchener Rückversicherung AG		
							DMI Disability Management Institute Inc.Vancouver, British Columbia	CAN	NIA	11658573 Canada Inc.	Ownership	50.000	Münchener Rückversicherung AG		
							CBIG – Canadian Benefits Investment & Insurance Group Inc.Vancouver, British Columbia	CAN	NIA	11658573 Canada Inc.	Ownership	75.000	Münchener Rückversicherung AG		
							CDAT Software Inc.Vancouver, British Columbia	CAN	NIA	11658573 Canada Inc.	Ownership	40.000	Münchener Rückversicherung AG		
							GroupStrength Benefits Direct Inc.Vancouver, British Columbia	CAN	NIA	11658573 Canada Inc.	Ownership	50.000	Münchener Rückversicherung AG		
							UAB Agra Corp.Vilnius	LTU	NIA	AGRA Ges. für landwirt. Entwicklung u. Beteiligung mbH	Ownership	100.000	Münchener Rückversicherung AG		
							UAB Lila HoldingasVilnius	LTU	NIA	AGRA Ges. für landwirt. Entwicklung u. Beteiligung mbH	Ownership	100.000	Münchener Rückversicherung AG		
							Assistance Partner GmbH & Co. KGMünchen	DEU	NIA	ALLYSCA Assistance GmbH	Ownership	21.700	Münchener Rückversicherung AG		
							Bagmoor Wind LimitedLondon	GBR	NIA	Bagmoor Holdings Limited	Ownership	100.000	Münchener Rückversicherung AG		
							Bell & Clements (USA) Inc.Wilmington, Delaware	DE	NIA	Bell & Clements (London) Ltd.	Ownership	100.000	Münchener Rückversicherung AG		
							Bell & Clements Ltd.London	GBR	NIA	Bell & Clements (London) Ltd.	Ownership	100.000	Münchener Rückversicherung AG		
							Bell & Clements Inc.Herndon, Virginia	VA	NIA	Bell & Clements (USA) Inc.	Ownership	100.000	Münchener Rückversicherung AG		
							E&S Claims Management Inc.Herndon, Virginia	VA	NIA	Bell & Clements (USA) Inc.	Ownership	100.000	Münchener Rückversicherung AG		
							CBIG Investments Inc.Vancouver, British Columbia	CAN	NIA	CBIG – Canadian Benefits Investment & Insurance Group Inc.	Ownership	100.000	Münchener Rückversicherung AG		

ANNUAL STATEMENT FOR THE YEAR 2021 OF THE American Modern Property and Casualty Insurance Company

SCHEDULE Y

PART 1A - DETAIL OF INSURANCE HOLDING COMPANY SYSTEM

1	2	3	4	5	6	7	8	9	10	11	12	13	14	15	16
Group Code	Group Name	NAIC Company Code	ID Number	Federal RSSD	CIK	Name of Securities Exchange if Publicly Traded (U.S. or International)	Names of Parent, Subsidiaries Or Affiliates	Domiciliary Location	Relationship to Reporting Entity	Directly Controlled by (Name of Entity/Person)	Type of Control (Ownership, Board, Management, Attorney-in-Fact, Influence, Other)	If Control is Ownership Provide Percentage	Ultimate Controlling Entity(ies)/Person(s)	Is an SCA Filing Required? (Yes/No)	*
							GroupHealth Northern Partners Inc.Vancouver, British Columbia	.CAN	NIA	CBIG – Canadian Benefits Investment & Insurance Group Inc.	Ownership	100.000	Münchener Rückversicherung AG		
							Lakelse Financial Group Inc.Vancouver, British Columbia	.CAN	NIA	CBIG Investments Inc.	Ownership	100.000	Münchener Rückversicherung AG		
							ATU Landbau GmbH & Co. KG.München	.DEU	NIA	Ceres Demetra GmbH	Ownership	94.900	Münchener Rückversicherung AG		
							MFI Munich Finance and Investment Holding LtdTa' Xbiex	.MLT	NIA	Comino Beteiligungen GmbH	Ownership	100.000	Münchener Rückversicherung AG		
							DAS Lex Assistance S.L.L'Hospitalet de Llobregat	.ESP	NIA	D.A.S. Defensa del Automovilista y de Siniestros – Int. S.A.	Ownership	100.000	Münchener Rückversicherung AG		
							Jogszerviz KftBudapest	.HUN	NIA	D.A.S. Jogvedelmi Biztosító Reszvenytársaság	Ownership	100.000	Münchener Rückversicherung AG		
							MEAG INSTITUTIONAL FUND S.C.S. SICAV-RAIF – Infra Debt IILuxemburg	.LUX	NIA	D.A.S. Rechtsschutz Aktiengesellschaft	Ownership	0.400	Münchener Rückversicherung AG		
							D.A.S. Rechtsschutz AktiengesellschaftWien	.AUT	IA	D.A.S. S.A. belge d'assurances de Protection Juridique	Ownership	0.000	Münchener Rückversicherung AG		
							MEAG EuroInvest AMünchen	.DEU	NIA	D.A.S. S.A. belge d'assurances de Protection Juridique	Ownership	0.700	Münchener Rückversicherung AG		
							D.A.S. Prawo i Finanse Sp.z.o.o. w likwidacjiWarschau	.POL	NIA	D.A.S. Towarzystwo Ubezpieczen Ochrony Prawnej S.A.	Ownership	100.000	Münchener Rückversicherung AG		
							D.A.S., Tomasz Niedzinski Kancelaria Prawna Sp.k.Warschau	.POL	NIA	D.A.S. Towarzystwo Ubezpieczen Ochrony Prawnej S.A.	Ownership	95.000	Münchener Rückversicherung AG		
							DAS Nederlandse Rechtsbijstand Verzekeringmaatschappij N.V.Amsterdam	.NLD	IA	DAS Holding N.V.	Ownership	100.000	Münchener Rückversicherung AG		
							DAS Legal Finance B.V.Amsterdam	.NLD	NIA	DAS Holding N.V.	Ownership	100.000	Münchener Rückversicherung AG		
							DAS Legal Services B.V.Amsterdam	.NLD	NIA	DAS Legal Finance B.V.	Ownership	100.000	Münchener Rückversicherung AG		
							DAS Services LimitedBristol	.GBR	NIA	DAS UK Holdings Limited	Ownership	100.000	Münchener Rückversicherung AG		
							DAS Legal Expenses Insurance Company LimitedBristol	.GBR	IA	DAS UK Holdings Limited	Ownership	100.000	Münchener Rückversicherung AG		
							DAS Law LimitedBristol	.GBR	NIA	DAS UK Holdings Limited	Ownership	100.000	Münchener Rückversicherung AG		
							DAS MEDICAL ASSIST LIMITEDBristol	.GBR	NIA	DAS UK Holdings Limited	Ownership	100.000	Münchener Rückversicherung AG		
							Everything Legal Ltd.Bristol	.GBR	NIA	DAS UK Holdings Limited	Ownership	100.000	Münchener Rückversicherung AG		
							MEAG INSTITUTIONAL FUND S.C.S. SICAV-RAIF – Infra Debt IILuxemburg	.LUX	NIA	DKV Belgium S.A.	Ownership	2.400	Münchener Rückversicherung AG		
							DKV Pflegedienste & Residenzen GmbHKöln	.DEU	NIA	DKV Deutsche Krankenversicherung Aktiengesellschaft	Ownership	100.000	Münchener Rückversicherung AG		
							ERGO Private Capital Dritte GmbH & Co. KG.Düsseldorf	.DEU	NIA	DKV Deutsche Krankenversicherung Aktiengesellschaft	Ownership	100.000	Münchener Rückversicherung AG		
							ERGO Private Capital Gesundheit GmbH.Düsseldorf	.DEU	NIA	DKV Deutsche Krankenversicherung Aktiengesellschaft	Ownership	100.000	Münchener Rückversicherung AG		
							welivit Solarfonds GmbH & Co. KG.Düsseldorf	.DEU	NIA	DKV Deutsche Krankenversicherung Aktiengesellschaft	Ownership	50.000	Münchener Rückversicherung AG		
							VHDK Beteiligungsgesellschaft mbHDüsseldorf	.DEU	NIA	DKV Deutsche Krankenversicherung Aktiengesellschaft	Ownership	25.000	Münchener Rückversicherung AG		
							ERGO Infrastructure Investment Gesundheit GmbH.Düsseldorf	.DEU	NIA	DKV Deutsche Krankenversicherung Aktiengesellschaft	Ownership	100.000	Münchener Rückversicherung AG		
							GBG Vogelsanger Straße GmbHKöln	.DEU	NIA	DKV Deutsche Krankenversicherung Aktiengesellschaft	Ownership	94.800	Münchener Rückversicherung AG		
							DKV Erste Beteiligungsgesellschaft mbH i. L.Köln	.DEU	NIA	DKV Deutsche Krankenversicherung Aktiengesellschaft	Ownership	100.000	Münchener Rückversicherung AG		
							goDentis – Ges. für Innovation in der Zahnheilkunde mbHKöln	.DEU	NIA	DKV Deutsche Krankenversicherung Aktiengesellschaft	Ownership	100.000	Münchener Rückversicherung AG		
							RP Vilbeler Fondsgesellschaft mbH i. L.Frankfurt a. M.	.DEU	NIA	DKV Deutsche Krankenversicherung Aktiengesellschaft	Ownership	10.000	Münchener Rückversicherung AG		

ANNUAL STATEMENT FOR THE YEAR 2021 OF THE American Modern Property and Casualty Insurance Company

SCHEDULE Y

PART 1A - DETAIL OF INSURANCE HOLDING COMPANY SYSTEM

1	2	3	4	5	6	7	8	9	10	11	12	13	14	15	16
Group Code	Group Name	NAIC Company Code	ID Number	Federal RSSD	CIK	Name of Securities Exchange if Publicly Traded (U.S. or International)	Names of Parent, Subsidiaries Or Affiliates	Domiciliary Location	Relationship to Reporting Entity	Directly Controlled by (Name of Entity/Person)	Type of Control (Ownership, Board, Management, Attorney-in-Fact, Influence, Other)	If Control is Ownership Provide Percentage	Ultimate Controlling Entity(ies)/Person(s)	Is an SCA Filing Required? (Yes/No)	*
							Sana Kliniken AGMünchen	DEU	NIA	DKV Deutsche Krankenversicherung Aktiengesellschaft	Ownership	22.500	Münchener Rückversicherung AG		
							MEDI CLIN AktiengesellschaftOffenburg	DEU	NIA	DKV Deutsche Krankenversicherung Aktiengesellschaft	Ownership	11.800	Münchener Rückversicherung AG		
							heal.capital I GmbH & Co. KGBerlin	DEU	NIA	DKV Deutsche Krankenversicherung Aktiengesellschaft	Ownership	14.900	Münchener Rückversicherung AG		
							Cairn Capital Investment Funds ICAV – Europ. Loan Fund CI A1Dublin	IRL	NIA	DKV Deutsche Krankenversicherung Aktiengesellschaft	Ownership	18.000	Münchener Rückversicherung AG		
							PICC Health Insurance Company LimitedBeijing	CHN	IA	DKV Deutsche Krankenversicherung Aktiengesellschaft	Ownership	2.200	Münchener Rückversicherung AG		
							STORAG Etzel GmbH & Co. Geschl. InvKGFrankfurt am Main	DEU	NIA	DKV Deutsche Krankenversicherung Aktiengesellschaft	Ownership	2.800	Münchener Rückversicherung AG		
							OIK MediclinWiesbaden	DEU	NIA	DKV Deutsche Krankenversicherung Aktiengesellschaft	Ownership	70.700	Münchener Rückversicherung AG		
							MEAG HBG 1München	DEU	NIA	DKV Deutsche Krankenversicherung Aktiengesellschaft	Ownership	100.000	Münchener Rückversicherung AG		
							MEAG IRENMünchen	DEU	NIA	DKV Deutsche Krankenversicherung Aktiengesellschaft	Ownership	100.000	Münchener Rückversicherung AG		
							MEAG RenditePlusMünchen	DEU	NIA	DKV Deutsche Krankenversicherung Aktiengesellschaft	Ownership	100.000	Münchener Rückversicherung AG		
							MEAG Property Fund 1München	DEU	NIA	DKV Deutsche Krankenversicherung Aktiengesellschaft	Ownership	100.000	Münchener Rückversicherung AG		
							MEAG PREMIUMMünchen	DEU	NIA	DKV Deutsche Krankenversicherung Aktiengesellschaft	Ownership	100.000	Münchener Rückversicherung AG		
							MEAG European Prime OpportunitiesMünchen	DEU	NIA	DKV Deutsche Krankenversicherung Aktiengesellschaft	Ownership	8.700	Münchener Rückversicherung AG		
							MEAG AmbitionMünchen	DEU	NIA	DKV Deutsche Krankenversicherung Aktiengesellschaft	Ownership	100.000	Münchener Rückversicherung AG		
							MEAG EuroCorpRentMünchen	DEU	NIA	DKV Deutsche Krankenversicherung Aktiengesellschaft	Ownership	57.500	Münchener Rückversicherung AG		
							Invesco MEAG US Immobilien Fonds 1VLuxemburg	LUX	NIA	DKV Deutsche Krankenversicherung Aktiengesellschaft	Ownership	15.700	Münchener Rückversicherung AG		
							ERGO Trust Logistikfonds Nr. 1München	DEU	NIA	DKV Deutsche Krankenversicherung Aktiengesellschaft	Ownership	16.700	Münchener Rückversicherung AG		
							FVV Select AM1München	DEU	NIA	DKV Deutsche Krankenversicherung Aktiengesellschaft	Ownership	41.800	Münchener Rückversicherung AG		
							IVG KavernenfondsFrankfurt	DEU	NIA	DKV Deutsche Krankenversicherung Aktiengesellschaft	Ownership	2.800	Münchener Rückversicherung AG		
							MEAG Dividende (A+1 Tranche)München	DEU	NIA	DKV Deutsche Krankenversicherung Aktiengesellschaft	Ownership	13.900	Münchener Rückversicherung AG		
							miCura Pflegedienste Düsseldorf GmbHDüsseldorf	DEU	NIA	DKV Pflegedienste & Residenzen GmbH	Ownership	100.000	Münchener Rückversicherung AG		
							DKV-Residenz am Tibusplatz gmbHMünster	DEU	NIA	DKV Pflegedienste & Residenzen GmbH	Ownership	100.000	Münchener Rückversicherung AG		
							miCura Pflegedienste Münster GmbHMünster	DEU	NIA	DKV Pflegedienste & Residenzen GmbH	Ownership	100.000	Münchener Rückversicherung AG		
							miCura Pflegedienste Krefeld GmbHKrefeld	DEU	NIA	DKV Pflegedienste & Residenzen GmbH	Ownership	100.000	Münchener Rückversicherung AG		
							DKV-Residenz in der Contrescarpe GmbHBremen	DEU	NIA	DKV Pflegedienste & Residenzen GmbH	Ownership	100.000	Münchener Rückversicherung AG		
							miCura Pflegedienste Bremen GmbHBremen	DEU	NIA	DKV Pflegedienste & Residenzen GmbH	Ownership	100.000	Münchener Rückversicherung AG		
							miCura Pflegedienste München GmbH i. L. München	DEU	NIA	DKV Pflegedienste & Residenzen GmbH	Ownership	100.000	Münchener Rückversicherung AG		
							miCura Pflegedienste GmbHKöln	DEU	NIA	DKV Pflegedienste & Residenzen GmbH	Ownership	100.000	Münchener Rückversicherung AG		
							miCura Pflegedienste München / Dachau GmbHDachau	DEU	NIA	DKV Pflegedienste & Residenzen GmbH	Ownership	51.000	Münchener Rückversicherung AG		
							miCura Pflegedienste Nürnberg GmbHNürnberg	DEU	NIA	DKV Pflegedienste & Residenzen GmbH	Ownership	51.000	Münchener Rückversicherung AG		

ANNUAL STATEMENT FOR THE YEAR 2021 OF THE American Modern Property and Casualty Insurance Company

SCHEDULE Y

PART 1A - DETAIL OF INSURANCE HOLDING COMPANY SYSTEM

1	2	3	4	5	6	7	8	9	10	11	12	13	14	15	16
Group Code	Group Name	NAIC Company Code	ID Number	Federal RSSD	CIK	Name of Securities Exchange if Publicly Traded (U.S. or International)	Names of Parent, Subsidiaries Or Affiliates	Domi-ciliary Location	Relation-ship to Reporting Entity	Directly Controlled by (Name of Entity/Person)	Type of Control (Ownership, Board, Management, Attorney-in-Fact, Influence, Other)	If Control is Ownership Provide Percentage	Ultimate Controlling Entity(ies)/Person(s)	Is an SCA Filing Re-quired? (Yes/No)	*
							miCura Pflege-dienste München Ost GmbHMünchen	.DEU	NIA	DKV Pflege-dienste & Residenzen GmbH	Ownership	65.000	Münchener Rückversicherung AG		
							miCura Pflege-dienste Hamburg GmbHHamburg	.DEU	NIA	DKV Pflege-dienste & Residenzen GmbH	Ownership	100.000	Münchener Rückversicherung AG		
							ERGO Vida Seguros y Reaseguros S.A.Saragossa	.ESP	IA	DKV Seguros y Reaseguros S.A. Espanola	Ownership	100.000	Münchener Rückversicherung AG		
							Union Medica La Fuencisla S.A.Saragossa	.ESP	IA	DKV Seguros y Reaseguros S.A. Espanola	Ownership	100.000	Münchener Rückversicherung AG		
							ERGO Generales Seguros y Reaseguros S.A.Madrid	.ESP	IA	DKV Seguros y Reaseguros S.A. Espanola	Ownership	100.000	Münchener Rückversicherung AG		
							DKV Servicios S.A.Saragossa	.ESP	NIA	DKV Seguros y Reaseguros S.A. Espanola	Ownership	100.000	Münchener Rückversicherung AG		
							Chip Card S.A.Madrid	.ESP	NIA	DKV Seguros y Reaseguros S.A. Espanola	Ownership	8.700	Münchener Rückversicherung AG		
							MEAG FAIRRETURN (A+I Tranche)München	.DEU	NIA	DKV Seguros y Reaseguros S.A. Espanola	Ownership	0.800	Münchener Rückversicherung AG		
							POOL - UL DE ASIGURARE IMPOTRIVA DEZASTRELOR								
							NATURALE SABukarest		IA	ERGO ASIGURARI S.A.	Ownership	5.500	Münchener Rückversicherung AG		
							ERGO Versicherung AktiengesellschaftWien	.AUT	IA	ERGO Austria International AG	Ownership	94.700	Münchener Rückversicherung AG		
							THEC 2019 Zrt. v.a.Budapest	.HUN	NIA	ERGO Austria International AG	Ownership	88.800	Münchener Rückversicherung AG		
							ERGO ASIGURARI DE VIATA S.A.Bukarest		IA	ERGO Austria International AG	Ownership	100.000	Münchener Rückversicherung AG		
							ERGO ASIGURARI S.A.Bukarest		IA	ERGO Austria International AG	Ownership	100.000	Münchener Rückversicherung AG		
							ERGO Versicherungs- und Finanzierungs-Vermittlung GmbHHamburg	.DEU	NIA	ERGO Beratung und Vertrieb AG	Ownership	100.000	Münchener Rückversicherung AG		
							Flexitel Telefonservice GmbHBerlin	.DEU	NIA	ERGO Deutschland AG	Ownership	100.000	Münchener Rückversicherung AG		
							ERGO Direkt AGFürth	.DEU	NIA	ERGO Digital Ventures AG	Ownership	100.000	Münchener Rückversicherung AG		
							ERGO DIREKT Versicherung AGFürth	.DEU	IA	ERGO Digital Ventures AG	Ownership	100.000	Münchener Rückversicherung AG		
							nexible Versicherung AGNürnberg	.DEU	IA	ERGO Digital Ventures AG	Ownership	100.000	Münchener Rückversicherung AG		
							ERGO Krankenversicherung AGFürth	.DEU	IA	ERGO Digital Ventures AG	Ownership	100.000	Münchener Rückversicherung AG		
							ERGO Mobility Solutions GmbHDüsseldorf	.DEU	NIA	ERGO Digital Ventures AG	Ownership	100.000	Münchener Rückversicherung AG		
							nexurance GmbHDüsseldorf	.DEU	NIA	ERGO Digital Ventures AG	Ownership	100.000	Münchener Rückversicherung AG		
							nexible GmbHDüsseldorf	.DEU	NIA	ERGO Digital Ventures AG	Ownership	100.000	Münchener Rückversicherung AG		
							Tianjin Yihe Information Technology Co. Ltd.Tianjin	.CHN	NIA	ERGO Digital Ventures AG	Ownership	24.900	Münchener Rückversicherung AG		
							ES S.A.Luxemburg	.LUX	NIA	ERGO Digital Ventures AG	Ownership	3.200	Münchener Rückversicherung AG		
							use Solarpark Spanien 1 GmbH & Co. KGDüsseldorf	.DEU	NIA	ERGO DIREKT Versicherung AG	Ownership	47.300	Münchener Rückversicherung AG		
							KQV Solarpark Franken 1 GmbH & Co. KGDüsseldorf	.DEU	NIA	ERGO DIREKT Versicherung AG	Ownership	100.000	Münchener Rückversicherung AG		
							MEAG INSTITUTIONAL FUND S.C.S. SICAV-RAIF - Infra Debt IILuxemburg	.LUX	NIA	ERGO DIREKT Versicherung AG	Ownership	0.800	Münchener Rückversicherung AG		
							MEAG EDS AGILMünchen	.DEU	NIA	ERGO DIREKT Versicherung AG	Ownership	100.000	Münchener Rückversicherung AG		
							MEAG EuroCorpRentMünchen	.DEU	NIA	ERGO DIREKT Versicherung AG	Ownership	27.800	Münchener Rückversicherung AG		
							welivit GmbHDüsseldorf	.DEU	NIA	ERGO Elfte Beteiligungsgesellschaft mbH	Ownership	100.000	Münchener Rückversicherung AG		
							ARTES Assekuranzservice GmbHDüsseldorf	.DEU	NIA	ERGO Elfte Beteiligungsgesellschaft mbH	Ownership	100.000	Münchener Rückversicherung AG		
							ERGO Reiseversicherung AGMünchen	.DEU	IA	ERGO Group AG	Ownership	100.000	Münchener Rückversicherung AG		
							ALLYSKA Assistance GmbHMünchen	.DEU	NIA	ERGO Group AG	Ownership	100.000	Münchener Rückversicherung AG		
							Fairance GmbHDüsseldorf	.DEU	NIA	ERGO Group AG	Ownership	100.000	Münchener Rückversicherung AG		
							ERGO Pensionsfonds AktiengesellschaftDüsseldorf	.DEU	IA	ERGO Group AG	Ownership	100.000	Münchener Rückversicherung AG		
							ITERGO Informationstechnologie GmbHDüsseldorf	.DEU	NIA	ERGO Group AG	Ownership	100.000	Münchener Rückversicherung AG		
							ERGO International Services GmbHDüsseldorf	.DEU	NIA	ERGO Group AG	Ownership	100.000	Münchener Rückversicherung AG		
							MEAG Cash Management GmbHMünchen	.DEU	NIA	ERGO Group AG	Ownership	40.000	Münchener Rückversicherung AG		
							ERGO Neunte Beteiligungsgesellschaft mbHDüsseldorf	.DEU	NIA	ERGO Group AG	Ownership	100.000	Münchener Rückversicherung AG		
							ERGO Beratung und Vertrieb AGDüsseldorf	.DEU	NIA	ERGO Group AG	Ownership	100.000	Münchener Rückversicherung AG		
							ERGO Deutschland AGDüsseldorf	.DEU	NIA	ERGO Group AG	Ownership	100.000	Münchener Rückversicherung AG		

ANNUAL STATEMENT FOR THE YEAR 2021 OF THE American Modern Property and Casualty Insurance Company

SCHEDULE Y

PART 1A - DETAIL OF INSURANCE HOLDING COMPANY SYSTEM

1	2	3	4	5	6	7	8	9	10	11	12	13	14	15	16
Group Code	Group Name	NAIC Company Code	ID Number	Federal RSSD	CIK	Name of Securities Exchange if Publicly Traded (U.S. or International)	Names of Parent, Subsidiaries Or Affiliates	Domi-ciliary Location	Relation-ship to Reporting Entity	Directly Controlled by (Name of Entity/Person)	Type of Control (Ownership, Board, Management, Attorney-in-Fact, Influence, Other)	If Control is Ownership Provide Percentage	Ultimate Controlling Entity(ies)/Person(s)	Is an SCA Filing Re-quired? (Yes/No)	*
							ERGO Technology & Services Management AGDüsseldorf	DEU	NIA	ERGO Group AG	Ownership	100.000	Münchener Rückversicherung AG		
							DKV Deutsche Krankenversicherung AktiengesellschaftKöln	DEU	IA	ERGO Group AG	Ownership	100.000	Münchener Rückversicherung AG		
							ERGO Digital Ventures AGDüsseldorf	DEU	NIA	ERGO Group AG	Ownership	100.000	Münchener Rückversicherung AG		
							ERGO Lebensversicherung AktiengesellschaftHamburg	DEU	IA	ERGO Group AG	Ownership	100.000	Münchener Rückversicherung AG		
							ERGO Elfte Beteiligungsgesellschaft mbHDüsseldorf	DEU	NIA	ERGO Group AG	Ownership	100.000	Münchener Rückversicherung AG		
							ERGO Versicherung AktiengesellschaftDüsseldorf	DEU	IA	ERGO Group AG	Ownership	100.000	Münchener Rückversicherung AG		
							Victoria Lebensversicherung AktiengesellschaftDüsseldorf	DEU	IA	ERGO Group AG	Ownership	100.000	Münchener Rückversicherung AG		
							ERGO Vorsorge Lebensversicherung AGDüsseldorf	DEU	IA	ERGO Group AG	Ownership	100.000	Münchener Rückversicherung AG		
							ERGO Life S.A.Grevenmacher	LUX	IA	ERGO Group AG	Ownership	100.000	Münchener Rückversicherung AG		
							ERGO Pensionskasse AGDüsseldorf	DEU	IA	ERGO Group AG	Ownership	100.000	Münchener Rückversicherung AG		
							Longial GmbHDüsseldorf	DEU	NIA	ERGO Group AG	Ownership	100.000	Münchener Rückversicherung AG		
							ERGO International AktiengesellschaftDüsseldorf	DEU	NIA	ERGO Group AG	Ownership	100.000	Münchener Rückversicherung AG		
							ERGO Insurance N.V.Brüssel	BEL	IA	ERGO Group AG	Ownership	0.000	Münchener Rückversicherung AG		
							IDEENKAPITAL GmbHDüsseldorf	DEU	NIA	ERGO Group AG	Ownership	100.000	Münchener Rückversicherung AG		
							WINE Solarfonds Süddeutschland 2 GmbH & Co. KGDüsseldorf	DEU	NIA	ERGO Group AG	Ownership	100.000	Münchener Rückversicherung AG		
							ERGO Private Capital GmbHDüsseldorf	DEU	NIA	ERGO Group AG	Ownership	100.000	Münchener Rückversicherung AG		
							Thipara GmbHHamburg	DEU	NIA	ERGO Group AG	Ownership	80.100	Münchener Rückversicherung AG		
							Legal Net GmbHMünchen	DEU	NIA	ERGO Group AG	Ownership	100.000	Münchener Rückversicherung AG		
							Vivis GmbHMünchen	DEU	NIA	ERGO Group AG	Ownership	100.000	Münchener Rückversicherung AG		
							ERGO Rechtsschutz Leistungs-GmbHMünchen	DEU	NIA	ERGO Group AG	Ownership	100.000	Münchener Rückversicherung AG		
							ERGO Gourmet GmbHDüsseldorf	DEU	NIA	ERGO Group AG	Ownership	100.000	Münchener Rückversicherung AG		
							ERGO Zehnte Beteiligungsgesellschaft mbHDüsseldorf	DEU	NIA	ERGO Group AG	Ownership	100.000	Münchener Rückversicherung AG		
							MEDICLIN AktiengesellschaftOffenburg	DEU	NIA	ERGO Group AG	Ownership	23.200	Münchener Rückversicherung AG		
							KarstadtQuelle Finanz Service GmbH i. L.Düsseldorf	DEU	NIA	ERGO Group AG	Ownership	50.000	Münchener Rückversicherung AG		
							ERGO China Life Insurance Co., Ltd.Jinan, Shandong Province	CHN	IA	ERGO Group AG	Ownership	20.000	Münchener Rückversicherung AG		
							MEAG Kubus 1München	DEU	NIA	ERGO Group AG	Ownership	100.000	Münchener Rückversicherung AG		
							Autobahn Tank & Rast Management GmbHBonn	DEU	NIA	ERGO Infrastructure Investment Gesundheit GmbH	Ownership	1.600	Münchener Rückversicherung AG		
							Autobahn Tank & Rast Gruppe GmbH & Co. KGBonn	DEU	NIA	ERGO Infrastructure Investment Gesundheit GmbH	Ownership	1.600	Münchener Rückversicherung AG		
							T&R Real Estate GmbHBonn	DEU	NIA	ERGO Infrastructure Investment Gesundheit GmbH	Ownership	1.600	Münchener Rückversicherung AG		
							T&R MLP GmbHBonn	DEU	NIA	ERGO Infrastructure Investment Gesundheit GmbH	Ownership	1.600	Münchener Rückversicherung AG		
							Autobahn Tank & Rast Management GmbHBonn	DEU	NIA	ERGO Infrastructure Investment Komposit GmbH	Ownership	0.700	Münchener Rückversicherung AG		
							Autobahn Tank & Rast Gruppe GmbH & Co. KGBonn	DEU	NIA	ERGO Infrastructure Investment Komposit GmbH	Ownership	0.700	Münchener Rückversicherung AG		
							T&R Real Estate GmbHBonn	DEU	NIA	ERGO Infrastructure Investment Komposit GmbH	Ownership	0.700	Münchener Rückversicherung AG		
							T&R MLP GmbHBonn	DEU	NIA	ERGO Infrastructure Investment Komposit GmbH	Ownership	0.700	Münchener Rückversicherung AG		

ANNUAL STATEMENT FOR THE YEAR 2021 OF THE American Modern Property and Casualty Insurance Company

SCHEDULE Y

PART 1A - DETAIL OF INSURANCE HOLDING COMPANY SYSTEM

1	2	3	4	5	6	7	8	9	10	11	12	13	14	15	16
Group Code	Group Name	NAIC Company Code	ID Number	Federal RSSD	CIK	Name of Securities Exchange if Publicly Traded (U.S. or International)	Names of Parent, Subsidiaries Or Affiliates	Domi-ciliary Location	Relation-ship to Reporting Entity	Directly Controlled by (Name of Entity/Person)	Type of Control (Ownership, Board, Management, Attorney-in-Fact, Influence, Other)	If Control is Ownership Provide Percentage	Ultimate Controlling Entity(ies)/Person(s)	Is an SCA Filing Re-quired? (Yes/No)	*
							MEAG INSTITUTIONAL FUND S.C.S. SICAV-RAIF - Infra Debt IILuxemburg	.LUX	NIA	ERGO Insurance Company Single Member S.A.	Ownership	1.600	Münchener Rückversicherung AG		
							TOTAL CARE NETWORK SAATHen	.GRC	NIA	ERGO Insurance Company Single Member S.A.	Ownership	15.000	Münchener Rückversicherung AG		
							MEAG Hyperion FundMünchen	.DEU	NIA	ERGO Insurance Company Single Member S.A.	Ownership	100.000	Münchener Rückversicherung AG		
							welivit Solarfonds GmbH & Co. KG Düsseldorf	.DEU	NIA	ERGO Insurance N.V.	Ownership	25.000	Münchener Rückversicherung AG		
							ERGO Partners N.V.Brüssel	.BEL	NIA	ERGO Insurance N.V.	Ownership	100.000	Münchener Rückversicherung AG		
							MEAG INSTITUTIONAL FUND S.C.S. SICAV-RAIF - Infra Debt IILuxemburg	.LUX	NIA	ERGO Insurance N.V.	Ownership	3.600	Münchener Rückversicherung AG		
							MEAG FlexConcept - EuroGrowthLuxemburg	.LUX	NIA	ERGO Insurance N.V.	Ownership	100.000	Münchener Rückversicherung AG		
							ERGO Fund Golden AgingBrüssel	.BEL	NIA	ERGO Insurance N.V.	Ownership	100.000	Münchener Rückversicherung AG		
							MEAG EuroInvest AMünchen	.DEU	NIA	ERGO Insurance N.V.	Ownership	0.000	Münchener Rückversicherung AG		
							MEAG ProInvest A+IMünchen	.DEU	NIA	ERGO Insurance N.V.	Ownership	0.000	Münchener Rückversicherung AG		
							MEAG EuroRent A+IMünchen	.DEU	NIA	ERGO Insurance N.V.	Ownership	0.000	Münchener Rückversicherung AG		
							MEAG EUROERTRAG (A+I Tranche)München	.DEU	NIA	ERGO Insurance N.V.	Ownership	0.000	Münchener Rückversicherung AG		
							MEAG EuroBalance A+BMünchen	.DEU	NIA	ERGO Insurance N.V.	Ownership	0.000	Münchener Rückversicherung AG		
							DEAX Oigusbüroo OÜTallinn	.EST	NIA	ERGO Insurance SE	Ownership	100.000	Münchener Rückversicherung AG		
							MEAG INSTITUTIONAL FUND S.C.S. SICAV-RAIF - Infra Debt IILuxemburg	.LUX	NIA	ERGO Insurance SE	Ownership	0.500	Münchener Rückversicherung AG		
							Munich Health Daman HoldingAbu Dhabi	.ARE	NIA	ERGO International Aktiengesellschaft	Ownership	51.000	Münchener Rückversicherung AG		
							D.A.S. S.A. belge d'assurances de Protection JuridiqueBrüssel	.BEL	IA	ERGO International Aktiengesellschaft	Ownership	0.000	Münchener Rückversicherung AG		
							DKV Seguros y Reaseguros S.A. EspañolaSaragossa	.ESP	IA	ERGO International Aktiengesellschaft	Ownership	100.000	Münchener Rückversicherung AG		
							DKV Belgium S.A.Brüssel	.BEL	IA	ERGO International Aktiengesellschaft	Ownership	100.000	Münchener Rückversicherung AG		
							ERGO Insurance N.V.Brüssel	.BEL	IA	ERGO International Aktiengesellschaft	Ownership	100.000	Münchener Rückversicherung AG		
							Sopockie Towarzystwo Ubezpieczen Ergo Hestia Spolka AkcyjnaSopot	.POL	IA	ERGO International Aktiengesellschaft	Ownership	100.000	Münchener Rückversicherung AG		
							Sopockie Towarzystwo Ubezpieczen na Zycie Ergo Hestia S.A.Sopot	.POL	IA	ERGO International Aktiengesellschaft	Ownership	100.000	Münchener Rückversicherung AG		
							ERGO Insurance Company Single Member S.A.Athen	.GRC	IA	ERGO International Aktiengesellschaft	Ownership	100.000	Münchener Rückversicherung AG		
							ERGO Versicherung AktiengesellschaftWien	.AUT	IA	ERGO International Aktiengesellschaft	Ownership	5.300	Münchener Rückversicherung AG		
							ERGO Austria International AGWien	.AUT	NIA	ERGO International Aktiengesellschaft	Ownership	100.000	Münchener Rückversicherung AG		
							ERGO Danismanlik A.S.Istanbul	.TUR	NIA	ERGO International Aktiengesellschaft	Ownership	100.000	Münchener Rückversicherung AG		
							ERGO Insurance SETallinn	.EST	IA	ERGO International Aktiengesellschaft	Ownership	100.000	Münchener Rückversicherung AG		
							ERGO Insurance Pte. Ltd.Singapur	.SGP	IA	ERGO International Aktiengesellschaft	Ownership	100.000	Münchener Rückversicherung AG		
							ERGO Life Insurance SEVilnius	.LTU	IA	ERGO International Aktiengesellschaft	Ownership	100.000	Münchener Rückversicherung AG		
							ERGO (China) Management Company LimitedBeijing	.CHN	NIA	ERGO International Aktiengesellschaft	Ownership	100.000	Münchener Rückversicherung AG		
							ERGO-FESCO Broker Company LimitedBeijing	.CHN	NIA	ERGO International Aktiengesellschaft	Ownership	33.000	Münchener Rückversicherung AG		
							HDFC ERGO General Insurance Company Ltd.Mumbai	.IND	IA	ERGO International Aktiengesellschaft	Ownership	49.000	Münchener Rückversicherung AG		
							Thaisri Insurance Public Co., Ltd.Bangkok	.THA	IA	ERGO International Aktiengesellschaft	Ownership	40.300	Münchener Rückversicherung AG		
							Storebrand Helseforsikring ASOslo	.NOR	IA	ERGO International Aktiengesellschaft	Ownership	50.000	Münchener Rückversicherung AG		
							Global Insurance CorporationHo-Chi-Minh-Stadt	.VNM	IA	ERGO International Aktiengesellschaft	Ownership	14.500	Münchener Rückversicherung AG		
							wse Solarpark Spanien 1 GmbH & Co. KG Düsseldorf	.DEU	NIA	ERGO Krankenversicherung AG	Ownership	7.500	Münchener Rückversicherung AG		
							heal.capital I GmbH & Co. KGBerlin	.DEU	NIA	ERGO Krankenversicherung AG	Ownership	1.000	Münchener Rückversicherung AG		
							MEAG EDK QuantumMünchen	.DEU	NIA	ERGO Krankenversicherung AG	Ownership	100.000	Münchener Rückversicherung AG		
							MEAG European Prime OpportunitiesMünchen	.DEU	NIA	ERGO Krankenversicherung AG	Ownership	1.500	Münchener Rückversicherung AG		
							MEAG SuperStores IIMünchen	.DEU	NIA	ERGO Krankenversicherung AG	Ownership	10.500	Münchener Rückversicherung AG		
							ERGO Private Capital ERGO Leben GmbH Düsseldorf	.DEU	NIA	ERGO Lebensversicherung Aktiengesellschaft	Ownership	100.000	Münchener Rückversicherung AG		

ANNUAL STATEMENT FOR THE YEAR 2021 OF THE American Modern Property and Casualty Insurance Company

SCHEDULE Y

PART 1A - DETAIL OF INSURANCE HOLDING COMPANY SYSTEM

1	2	3	4	5	6	7	8	9	10	11	12	13	14	15	16
Group Code	Group Name	NAIC Company Code	ID Number	Federal RSSD	CIK	Name of Securities Exchange if Publicly Traded (U.S. or International)	Names of Parent, Subsidiaries Or Affiliates	Domiciliary Location	Relationship to Reporting Entity	Directly Controlled by (Name of Entity/Person)	Type of Control (Ownership, Board, Management, Attorney-in-Fact, Influence, Other)	If Control is Ownership Provide Percentage	Ultimate Controlling Entity(ies)/Person(s)	Is an SCA Filing Required? (Yes/No)	*
							Victoria Vierter Bauabschnitt GmbH & Co. KG Düsseldorf	DEU	NIA	ERGO Lebensversicherung Aktiengesellschaft	Ownership	95.100	Münchener Rückversicherung AG		
							ERGO Private Capital Zweite GmbH & Co. KG Düsseldorf	DEU	NIA	ERGO Lebensversicherung Aktiengesellschaft	Ownership	72.000	Münchener Rückversicherung AG		
							DWS Concept SICAV (Subfonds Instit. FI, Inh.-Ant. 16D oN)Luxemburg	LUX	NIA	ERGO Lebensversicherung Aktiengesellschaft	Ownership	100.000	Münchener Rückversicherung AG		
							DWS Concept SICAV (Subfonds Instit. FI, Inh.-Ant. 17D oN)Luxemburg	LUX	NIA	ERGO Lebensversicherung Aktiengesellschaft	Ownership	100.000	Münchener Rückversicherung AG		
							DWS Concept SICAV (Subfonds Instit. FI, Inhaber-Ant. 14D)Luxemburg	LUX	NIA	ERGO Lebensversicherung Aktiengesellschaft	Ownership	100.000	Münchener Rückversicherung AG		
							VHDK Beteiligungsgesellschaft mbH Düsseldorf Gebäude Service Gesellschaft Überseering 35 mbH Hamburg	DEU	NIA	ERGO Lebensversicherung Aktiengesellschaft	Ownership	20.000	Münchener Rückversicherung AG		
							RP Vilbeler Fondsgesellschaft mbH i. L. Frankfurt a. M.	DEU	NIA	ERGO Lebensversicherung Aktiengesellschaft	Ownership	100.000	Münchener Rückversicherung AG		
							ERGO China Life Insurance Co., Ltd. Jinan, Shandong Province	CHN	IA	ERGO Lebensversicherung Aktiengesellschaft	Ownership	10.000	Münchener Rückversicherung AG		
							Fernkälte Geschäftsstadt Nord GbR Hamburg	DEU	NIA	ERGO Lebensversicherung Aktiengesellschaft	Ownership	30.000	Münchener Rückversicherung AG		
							GIG City Nord GmbH Hamburg	DEU	NIA	ERGO Lebensversicherung Aktiengesellschaft	Ownership	36.700	Münchener Rückversicherung AG		
							Protektor Lebensversicherungs-AG Berlin	DEU	NIA	ERGO Lebensversicherung Aktiengesellschaft	Ownership	20.000	Münchener Rückversicherung AG		
							Cairn Capital Investment Funds ICAV – Europ. Loan Fund CI A1 Dublin	IRL	NIA	ERGO Lebensversicherung Aktiengesellschaft	Ownership	5.900	Münchener Rückversicherung AG		
							U.S. Property Fund V GmbH & Co. KG München	DEU	NIA	ERGO Lebensversicherung Aktiengesellschaft	Ownership	25.800	Münchener Rückversicherung AG		
							STORAG Etzel GmbH & Co. Geschl. InvKG Frankfurt am Main	DEU	NIA	ERGO Lebensversicherung Aktiengesellschaft	Ownership	5.800	Münchener Rückversicherung AG		
							TMI Asia Property Fund I GmbH & Co. KG i. L. München	DEU	NIA	ERGO Lebensversicherung Aktiengesellschaft	Ownership	2.800	Münchener Rückversicherung AG		
							MEAG Kapital 5M München	DEU	NIA	ERGO Lebensversicherung Aktiengesellschaft	Ownership	6.400	Münchener Rückversicherung AG		
							MEAG Euro 1M München	DEU	NIA	ERGO Lebensversicherung Aktiengesellschaft	Ownership	100.000	Münchener Rückversicherung AG		
							MEAG Euro 2M München	DEU	NIA	ERGO Lebensversicherung Aktiengesellschaft	Ownership	100.000	Münchener Rückversicherung AG		
							MEAG HMR 2M München	DEU	NIA	ERGO Lebensversicherung Aktiengesellschaft	Ownership	100.000	Münchener Rückversicherung AG		
							MEAG German Prime Opportunities (GPO) München	DEU	NIA	ERGO Lebensversicherung Aktiengesellschaft	Ownership	100.000	Münchener Rückversicherung AG		
							MEAG Pension Invest München	DEU	NIA	ERGO Lebensversicherung Aktiengesellschaft	Ownership	100.000	Münchener Rückversicherung AG		
							MEAG Anglo Celtic Fund München	DEU	NIA	ERGO Lebensversicherung Aktiengesellschaft	Ownership	5.900	Münchener Rückversicherung AG		
							MEAG HMR 1M München	DEU	NIA	ERGO Lebensversicherung Aktiengesellschaft	Ownership	100.000	Münchener Rückversicherung AG		
							MEAG Property Fund II München	DEU	NIA	ERGO Lebensversicherung Aktiengesellschaft	Ownership	100.000	Münchener Rückversicherung AG		
							MEAG Multi Life München	DEU	NIA	ERGO Lebensversicherung Aktiengesellschaft	Ownership	67.000	Münchener Rückversicherung AG		
							MEAG FlexConcept – Eurobond Luxemburg	LUX	NIA	ERGO Lebensversicherung Aktiengesellschaft	Ownership	100.000	Münchener Rückversicherung AG		

ANNUAL STATEMENT FOR THE YEAR 2021 OF THE American Modern Property and Casualty Insurance Company

SCHEDULE Y

PART 1A - DETAIL OF INSURANCE HOLDING COMPANY SYSTEM

1	2	3	4	5	6	7	8	9	10	11	12	13	14	15	16
Group Code	Group Name	NAIC Company Code	ID Number	Federal RSSD	CIK	Name of Securities Exchange if Publicly Traded (U.S. or International)	Names of Parent, Subsidiaries Or Affiliates	Domiciliary Location	Relationship to Reporting Entity	Directly Controlled by (Name of Entity/Person)	Type of Control (Ownership, Board, Management, Attorney-in-Fact, Influence, Other)	If Control is Ownership Provide Percentage	Ultimate Controlling Entity(ies)/Person(s)	Is an SCA Filing Required? (Yes/No)	*
							MEAG European Prime OpportunitiesMünchen	DEU	NIA	ERGO Lebensversicherung Aktiengesellschaft	Ownership	30.600	Münchener Rückversicherung AG		
							MEAG Pension RentMünchen	DEU	NIA	ERGO Lebensversicherung Aktiengesellschaft	Ownership	29.900	Münchener Rückversicherung AG		
							MEAG Pension SafeMünchen	DEU	NIA	ERGO Lebensversicherung Aktiengesellschaft	Ownership	58.400	Münchener Rückversicherung AG		
							MEAG Vermögensanlage KomfortMünchen	DEU	NIA	ERGO Lebensversicherung Aktiengesellschaft	Ownership	43.100	Münchener Rückversicherung AG		
							MEAG Vermögensanlage Return (A+I Tranche)München	DEU	NIA	ERGO Lebensversicherung Aktiengesellschaft	Ownership	58.100	Münchener Rückversicherung AG		
							MEAG GSSMünchen	DEU	NIA	ERGO Lebensversicherung Aktiengesellschaft	Ownership	17.800	Münchener Rückversicherung AG		
							ERGO Trust Logistikfonds Nr. 1München	DEU	NIA	ERGO Lebensversicherung Aktiengesellschaft	Ownership	16.700	Münchener Rückversicherung AG		
							IVG KavernenfondsFrankfurt	DEU	NIA	ERGO Lebensversicherung Aktiengesellschaft	Ownership	2.800	Münchener Rückversicherung AG		
							MEAG EuroInvest AMünchen	DEU	NIA	ERGO Lebensversicherung Aktiengesellschaft	Ownership	0.100	Münchener Rückversicherung AG		
							MEAG ProInvest A+IMünchen	DEU	NIA	ERGO Lebensversicherung Aktiengesellschaft	Ownership	0.000	Münchener Rückversicherung AG		
							MEAG EuroFlexMünchen	DEU	NIA	ERGO Lebensversicherung Aktiengesellschaft	Ownership	0.000	Münchener Rückversicherung AG		
							MEAG Dividende (A+I Tranche)München	DEU	NIA	ERGO Lebensversicherung Aktiengesellschaft	Ownership	0.000	Münchener Rückversicherung AG		
							MEAG NACHHALTIGKEIT A+IMünchen	DEU	NIA	ERGO Lebensversicherung Aktiengesellschaft	Ownership	0.000	Münchener Rückversicherung AG		
							MEAG EuroRent A+IMünchen	DEU	NIA	ERGO Lebensversicherung Aktiengesellschaft	Ownership	0.000	Münchener Rückversicherung AG		
							MEAG EUROERTRAG (A+I Tranche)München	DEU	NIA	ERGO Lebensversicherung Aktiengesellschaft	Ownership	0.000	Münchener Rückversicherung AG		
							MEAG FAIRRETURN (A+I Tranche)München	DEU	NIA	ERGO Lebensversicherung Aktiengesellschaft	Ownership	0.000	Münchener Rückversicherung AG		
							ERGO Vermögensmanagement Flexibel AMünchen	DEU	NIA	ERGO Lebensversicherung Aktiengesellschaft	Ownership	0.000	Münchener Rückversicherung AG		
							ERGO Vermögensmanagement Robust AMünchen	DEU	NIA	ERGO Lebensversicherung Aktiengesellschaft	Ownership	0.000	Münchener Rückversicherung AG		
							ERGO Vermögensmanagement Ausgewogen AMünchen	DEU	NIA	ERGO Lebensversicherung Aktiengesellschaft	Ownership	0.000	Münchener Rückversicherung AG		
							MEAG EuroBalance A+BMünchen	DEU	NIA	ERGO Lebensversicherung Aktiengesellschaft	Ownership	0.000	Münchener Rückversicherung AG		
							MEAG EuroKapitalMünchen	DEU	NIA	ERGO Lebensversicherung Aktiengesellschaft	Ownership	0.100	Münchener Rückversicherung AG		
							MEAG GlobalBalance DF München	DEU	NIA	ERGO Lebensversicherung Aktiengesellschaft	Ownership	0.300	Münchener Rückversicherung AG		
							MEAG GlobalChance DF München	DEU	NIA	ERGO Lebensversicherung Aktiengesellschaft	Ownership	0.500	Münchener Rückversicherung AG		
							ERGO Invest SIARiga	LVA	NIA	ERGO Life Insurance SE	Ownership	100.000	Münchener Rückversicherung AG		
							MEAG INSTITUTIONAL FUND S.C.S. SICAV-RAIF - Infra Debt IILuxemburg	LUX	NIA	ERGO Life Insurance SE	Ownership	0.600	Münchener Rückversicherung AG		
							MEAG FlexConcept - WachstumLuxemburg	LUX	NIA	ERGO Life S.A.	Ownership	41.700	Münchener Rückversicherung AG		
							MEAG EM Rent Nachhaltigkeit (A+I Tranche)München	DEU	NIA	ERGO Life S.A.	Ownership	0.000	Münchener Rückversicherung AG		
							MEAG Dividende (A+I Tranche)München	DEU	NIA	ERGO Life S.A.	Ownership	0.000	Münchener Rückversicherung AG		
							MEAG NACHHALTIGKEIT A+IMünchen	DEU	NIA	ERGO Life S.A.	Ownership	0.000	Münchener Rückversicherung AG		

ANNUAL STATEMENT FOR THE YEAR 2021 OF THE American Modern Property and Casualty Insurance Company

SCHEDULE Y

PART 1A - DETAIL OF INSURANCE HOLDING COMPANY SYSTEM

1	2	3	4	5	6	7	8	9	10	11	12	13	14	15	16
Group Code	Group Name	NAIC Company Code	ID Number	Federal RSSD	CIK	Name of Securities Exchange if Publicly Traded (U.S. or International)	Names of Parent, Subsidiaries Or Affiliates	Domiciliary Location	Relationship to Reporting Entity	Directly Controlled by (Name of Entity/Person)	Type of Control (Ownership, Board, Management, Attorney-in-Fact, Influence, Other)	If Control is Ownership Provide Percentage	Ultimate Controlling Entity(ies)/Person(s)	Is an SCA Filing Required? (Yes/No)	*
							MEAG EuroRent A+München	DEU	NIA	ERGO Life S.A.	Ownership	0.000	Münchener Rückversicherung AG		
							MEAG EUROERTRAG (A+I Tranche)München	DEU	NIA	ERGO Life S.A.	Ownership	0.000	Münchener Rückversicherung AG		
							MEAG EuroBalance A+BMünchen	DEU	NIA	ERGO Life S.A.	Ownership	0.000	Münchener Rückversicherung AG		
							ALICE GmbHDüsseldorf	DEU	NIA	ERGO Neunte Beteiligungsgesellschaft mbH	Ownership	100.000	Münchener Rückversicherung AG		
							ERGO Sechzehnte Teilungsgesellschaft AGMünchen	DEU	NIA	ERGO Neunte Beteiligungsgesellschaft mbH	Ownership	100.000	Münchener Rückversicherung AG		
							HMV GFKL Teilungsgesellschaft GmbHDüsseldorf	DEU	NIA	ERGO Neunte Beteiligungsgesellschaft mbH	Ownership	100.000	Münchener Rückversicherung AG		
							Vorsorge Service GmbHDüsseldorf	DEU	NIA	ERGO Neunte Beteiligungsgesellschaft mbH	Ownership	100.000	Münchener Rückversicherung AG		
							Victoria US Property Investment GmbHDüsseldorf	DEU	NIA	ERGO Neunte Beteiligungsgesellschaft mbH	Ownership	100.000	Münchener Rückversicherung AG		
							VICTORIA Italy Property GmbHDüsseldorf	DEU	NIA	ERGO Neunte Beteiligungsgesellschaft mbH	Ownership	100.000	Münchener Rückversicherung AG		
							VICTORIA Vierte Beteiligungsgesellschaft mbHDüsseldorf	DEU	NIA	ERGO Neunte Beteiligungsgesellschaft mbH	Ownership	100.000	Münchener Rückversicherung AG		
							VICTORIA Immobilien-Fonds GmbHDüsseldorf	DEU	NIA	ERGO Neunte Beteiligungsgesellschaft mbH	Ownership	100.000	Münchener Rückversicherung AG		
							ERGO Zwölfte Beteiligungsgesellschaft mbHMünchen	DEU	NIA	ERGO Neunte Beteiligungsgesellschaft mbH	Ownership	100.000	Münchener Rückversicherung AG		
							Metal Rente KonsortiumStuttgart	DEU	NIA	ERGO Neunte Beteiligungsgesellschaft mbH	Ownership	17.500	Münchener Rückversicherung AG		
							MEAG Pension InvestMünchen	DEU	NIA	ERGO Pensionsfonds Aktiengesellschaft	Ownership	30.300	Münchener Rückversicherung AG		
							MEAG Pension RentMünchen	DEU	NIA	ERGO Pensionsfonds Aktiengesellschaft	Ownership	65.300	Münchener Rückversicherung AG		
							MEAG Pension SafeMünchen	DEU	NIA	ERGO Pensionsfonds Aktiengesellschaft	Ownership	40.000	Münchener Rückversicherung AG		
							MEAG FAIRRETURN (A+I Tranche)München	DEU	NIA	ERGO Pensionsfonds Aktiengesellschaft	Ownership	0.000	Münchener Rückversicherung AG		
							ERGO Private Capital Pensionskasse GmbHDüsseldorf	DEU	NIA	ERGO Pensionskasse AG	Ownership	100.000	Münchener Rückversicherung AG		
							ERGO Private Capital Zweite GmbH & Co. KGDüsseldorf	DEU	NIA	ERGO Pensionskasse AG	Ownership	4.500	Münchener Rückversicherung AG		
							VHDK Beteiligungsgesellschaft mbHDüsseldorf	DEU	NIA	ERGO Pensionskasse AG	Ownership	5.000	Münchener Rückversicherung AG		
							MEAG Pensionskasse WestMünchen	DEU	NIA	ERGO Pensionskasse AG	Ownership	100.000	Münchener Rückversicherung AG		
							MEAG Pensionskasse NordMünchen	DEU	NIA	ERGO Pensionskasse AG	Ownership	100.000	Münchener Rückversicherung AG		
							MEAG Pension InvestMünchen	DEU	NIA	ERGO Pensionskasse AG	Ownership	48.800	Münchener Rückversicherung AG		
							MEAG Multi LifeMünchen	DEU	NIA	ERGO Pensionskasse AG	Ownership	12.000	Münchener Rückversicherung AG		
							MEAG European Prime OpportunitiesMünchen	DEU	NIA	ERGO Pensionskasse AG	Ownership	1.600	Münchener Rückversicherung AG		
							MEAG Pension RentMünchen	DEU	NIA	ERGO Pensionskasse AG	Ownership	3.200	Münchener Rückversicherung AG		
							MEAG Pension SafeMünchen	DEU	NIA	ERGO Pensionskasse AG	Ownership	0.900	Münchener Rückversicherung AG		
							MEAG GSSMünchen	DEU	NIA	ERGO Pensionskasse AG	Ownership	20.500	Münchener Rückversicherung AG		
							MEAG SuperStores IIMünchen	DEU	NIA	ERGO Pensionskasse AG	Ownership	11.500	Münchener Rückversicherung AG		
							FREE MOUNTAIN SYSTEMS S.L.Madrid	ESP	NIA	ERGO Private Capital Dritte GmbH & Co. KG	Ownership	28.000	Münchener Rückversicherung AG		
							Vier Gas Investments S.à.r.l.Luxemburg	LUX	NIA	ERGO Private Capital Dritte GmbH & Co. KG	Ownership	7.400	Münchener Rückversicherung AG		
							Infra IV-D Investments, S.C.A.Luxemburg	LUX	NIA	ERGO Private Capital Dritte GmbH & Co. KG	Ownership	42.900	Münchener Rückversicherung AG		
							APAX Europe VII - B, L.P.St. Peter Port	GBR	NIA	ERGO Private Capital Dritte GmbH & Co. KG	Ownership	0.100	Münchener Rückversicherung AG		
							BC European Capital IX-8 LPSt. Peter Port	GBR	NIA	ERGO Private Capital Dritte GmbH & Co. KG	Ownership	2.700	Münchener Rückversicherung AG		
							DIF Infrastructure Fund V Cooperatief U.A.Schiphol	NLD	NIA	ERGO Private Capital Dritte GmbH & Co. KG	Ownership	0.700	Münchener Rückversicherung AG		
							Crown Premium Private Equity Buyout SICAV i. L.Luxemburg	LUX	NIA	ERGO Private Capital Dritte GmbH & Co. KG	Ownership	6.400	Münchener Rückversicherung AG		
							DIF Core Infrastructure Fund I Cooperatief U.A.Schiphol	NLD	NIA	ERGO Private Capital Dritte GmbH & Co. KG	Ownership	3.300	Münchener Rückversicherung AG		
							PAI Europe V - 1 FOPRSt. Peter Port	GBR	NIA	ERGO Private Capital Dritte GmbH & Co. KG	Ownership	0.300	Münchener Rückversicherung AG		
							Index Ventures Growth II (Jersey), L.P.St. Helier	GBR	NIA	ERGO Private Capital Dritte GmbH & Co. KG	Ownership	3.600	Münchener Rückversicherung AG		
							BCEC IX Holdings AIV 4 LPSt. Peter Port	GBR	NIA	ERGO Private Capital Dritte GmbH & Co. KG	Ownership	0.000	Münchener Rückversicherung AG		
							North Haven Infrastructure German Investors, LPGeorge Town, Grand Cayman	CYM	NIA	ERGO Private Capital ERGO Leben GmbH	Ownership	23.900	Münchener Rückversicherung AG		
							BC European Capital X - 5A LPLondon	GBR	NIA	ERGO Private Capital ERGO Leben GmbH	Ownership	7.200	Münchener Rückversicherung AG		
							ARDIAN German Feeder Expansion Fund V S.L.P.Paris	FRA	NIA	ERGO Private Capital ERGO Leben GmbH	Ownership	29.600	Münchener Rückversicherung AG		

ANNUAL STATEMENT FOR THE YEAR 2021 OF THE American Modern Property and Casualty Insurance Company

SCHEDULE Y

PART 1A - DETAIL OF INSURANCE HOLDING COMPANY SYSTEM

1	2	3	4	5	6	7	8	9	10	11	12	13	14	15	16
Group Code	Group Name	NAIC Company Code	ID Number	Federal RSSD	CIK	Name of Securities Exchange if Publicly Traded (U.S. or International)	Names of Parent, Subsidiaries Or Affiliates	Domi-ciliary Location	Relation-ship to Reporting Entity	Directly Controlled by (Name of Entity/Person)	Type of Control (Ownership, Board, Management, Attorney-in-Fact, Influence, Other)	If Control is Ownership Provide Percentage	Ultimate Controlling Entity(ies)/Person(s)	Is an SCA Filing Re-quired? (Yes/No)	*
							Warburg Pincus Global Growth-E (E&P)-1 LP Wilmington, Delaware	..NY	..NIA	ERGO Private Capital ERGO Leben GmbH	Ownership	3.800	Münchener Rückversicherung AG		
							Capital Dynamics Champion Ventures VI, LP Dover, Delaware	..CA	..NIA	ERGO Private Capital ERGO Leben GmbH	Ownership	4.900	Münchener Rückversicherung AG		
							HRJ Global Buy-Out III (U.S.), LP Dover, Delaware	..CA	..NIA	ERGO Private Capital ERGO Leben GmbH	Ownership	6.600	Münchener Rückversicherung AG		
							APEP Dachfonds GmbH & Co. KG München	..DEU	..NIA	ERGO Private Capital ERGO Leben GmbH	Ownership	2.200	Münchener Rückversicherung AG		
							Schroder Adveq Europe III L.P. Wilmington, Delaware	..DE	..NIA	ERGO Private Capital ERGO Leben GmbH	Ownership	3.100	Münchener Rückversicherung AG		
							Schroders Capital Private Equity US II C.V. Willemstad, Curacao	..ANT	..NIA	ERGO Private Capital ERGO Leben GmbH	Ownership	2.400	Münchener Rückversicherung AG		
							ARDIAN LBO Fund VI A S.L.P. Paris	..FRA	..NIA	ERGO Private Capital ERGO Leben GmbH	Ownership	0.100	Münchener Rückversicherung AG		
							A9 EUR (Feeder) L.P. St. Peter Port	..GBR	..NIA	ERGO Private Capital ERGO Leben GmbH	Ownership	0.400	Münchener Rückversicherung AG		
							Greenspring Global Partners VIII L.P. George Town, Grand Cayman	..CYM	..NIA	ERGO Private Capital ERGO Leben GmbH	Ownership	1.900	Münchener Rückversicherung AG		
							New Enterprise Associates 16, L.P. Wilmington, Delaware	..DE	..NIA	ERGO Private Capital ERGO Leben GmbH	Ownership	0.500	Münchener Rückversicherung AG		
							Apollo Overseas Partners (Delaware AIV) IX LP George Town, Grand Cayman	..CYM	..NIA	ERGO Private Capital ERGO Leben GmbH	Ownership	0.300	Münchener Rückversicherung AG		
							BCEC X Holdings AIV 3 LP St. Peter Port	..GBR	..NIA	ERGO Private Capital ERGO Leben GmbH	Ownership	0.000	Münchener Rückversicherung AG		
							Harvest Partners IX (Parallel) LP Wilmington, Delaware	..DE	..NIA	ERGO Private Capital ERGO Leben GmbH	Ownership	1.300	Münchener Rückversicherung AG		
							Siemens Global Innovation Partners I GmbH & Co. KG München	..DEU	..NIA	ERGO Private Capital ERGO Leben GmbH	Ownership	3.600	Münchener Rückversicherung AG		
							PAI Europe V - 1 L.P. St. Peter Port	..GBR	..NIA	ERGO Private Capital ERGO Leben GmbH	Ownership	0.500	Münchener Rückversicherung AG		
							Global Infrastructure Partners III-C2, L.P. London	..GBR	..NIA	ERGO Private Capital ERGO Leben GmbH	Ownership	5.700	Münchener Rückversicherung AG		
							Crescent Mezzanine Partners VIII C, L.P. Wilmington, Delaware	..DE	..NIA	ERGO Private Capital ERGO Leben GmbH	Ownership	0.600	Münchener Rückversicherung AG		
							DIF Infrastructure V S.C. SLuxemburg	..LUX	..NIA	ERGO Private Capital ERGO Leben GmbH	Ownership	0.900	Münchener Rückversicherung AG		
							Nordic Capital IX Beta L.P. St. Helier	..GBR	..NIA	ERGO Private Capital ERGO Leben GmbH	Ownership	0.600	Münchener Rückversicherung AG		
							Triton Fund V, L.P. St. Helier	..GBR	..NIA	ERGO Private Capital ERGO Leben GmbH	Ownership	0.700	Münchener Rückversicherung AG		
							ARDIAN Infrastructure Fund V B S.C.S., SICAV-RAIF Luxemburg	..LUX	..NIA	ERGO Private Capital ERGO Leben GmbH	Ownership	4.000	Münchener Rückversicherung AG		
							Lindsay Goldberg V L.P. Wilmington, Delaware	..DE	..NIA	ERGO Private Capital ERGO Leben GmbH	Ownership	1.000	Münchener Rückversicherung AG		
							Greenspring Global Partners IX-B L.P. Owings Mills, Maryland	..DE	..NIA	ERGO Private Capital ERGO Leben GmbH	Ownership	1.900	Münchener Rückversicherung AG		
							New Enterprise Associates 17 L.P. Wilmington, Delaware	..DE	..NIA	ERGO Private Capital ERGO Leben GmbH	Ownership	0.500	Münchener Rückversicherung AG		
							Global Infrastructure Partners IV - C2 L.P. Luxemburg	..LUX	..NIA	ERGO Private Capital ERGO Leben GmbH	Ownership	1.300	Münchener Rückversicherung AG		
							A10 EUR Feeder L.P. St. Peter Port	..GBR	..NIA	ERGO Private Capital ERGO Leben GmbH	Ownership	2.100	Münchener Rückversicherung AG		
							Oak Hill Capital Partners V (Offshore) L.P. George Town, Grand Cayman	..CYM	..NIA	ERGO Private Capital ERGO Leben GmbH	Ownership	1.500	Münchener Rückversicherung AG		
							Lindsay Goldberg V AIV LP Wilmington, Delaware	..DE	..NIA	ERGO Private Capital ERGO Leben GmbH	Ownership	1.900	Münchener Rückversicherung AG		
							Global Infrastructure Partners - C L.P. St. Peter Port	..GBR	..NIA	ERGO Private Capital ERGO Leben GmbH	Ownership	0.200	Münchener Rückversicherung AG		
							Ares Corporate Opportunities Fund III L.P. Wilmington, Delaware	..CA	..NIA	ERGO Private Capital ERGO Leben GmbH	Ownership	0.300	Münchener Rückversicherung AG		
							Apollo Overseas Partners IX, L.P. George Town, Grand Cayman	..CYM	..NIA	ERGO Private Capital ERGO Leben GmbH	Ownership	1.200	Münchener Rückversicherung AG		
							Warburg Pincus Global Growth-E L.P. Wilmington, Delaware	..NY	..NIA	ERGO Private Capital ERGO Leben GmbH	Ownership	1.200	Münchener Rückversicherung AG		

ANNUAL STATEMENT FOR THE YEAR 2021 OF THE American Modern Property and Casualty Insurance Company

SCHEDULE Y

PART 1A - DETAIL OF INSURANCE HOLDING COMPANY SYSTEM

1	2	3	4	5	6	7	8	9	10	11	12	13	14	15	16
Group Code	Group Name	NAIC Company Code	ID Number	Federal RSSD	CIK	Name of Securities Exchange if Publicly Traded (U.S. or International)	Names of Parent, Subsidiaries Or Affiliates	Domiciliary Location	Relationship to Reporting Entity	Directly Controlled by (Name of Entity/Person)	Type of Control (Ownership, Board, Management, Attorney-in-Fact, Influence, Other)	If Control is Ownership Provide Percentage	Ultimate Controlling Entity(ies)/Person(s)	Is an SCA Filing Required? (Yes/No)	*
							ARES Special Opportunities Fund L.P. Wilmington, Delaware	..NY	..NIA	ERGO Private Capital ERGO Leben GmbH	Ownership	1.400	Münchener Rückversicherung AG		
							Harvest Partners VIII (Parallel) L.P. Wilmington, Delaware	..NY	..NIA	ERGO Private Capital ERGO Leben GmbH	Ownership	0.600	Münchener Rückversicherung AG		
							DIF Infrastructure VI Feeder S.C.S.Luxemburg	..LUX	..NIA	ERGO Private Capital ERGO Leben GmbH	Ownership	2.400	Münchener Rückversicherung AG		
							Francisco Partners VI LP George Town, Grand Cayman	..CYM	..NIA	ERGO Private Capital ERGO Leben GmbH	Ownership	0.300	Münchener Rückversicherung AG		
							ACOF VI (F) Feeder LP Wilmington, Delaware	..NY	..NIA	ERGO Private Capital ERGO Leben GmbH	Ownership	1.000	Münchener Rückversicherung AG		
							AOP (DE) VIII (AIV-L) LP George Town, Grand Cayman	..CYM	..NIA	ERGO Private Capital ERGO Leben GmbH	Ownership	0.300	Münchener Rückversicherung AG		
							GIP-C AIV 2 LP St. Peter Port	..GBR	..NIA	ERGO Private Capital ERGO Leben GmbH	Ownership	0.300	Münchener Rückversicherung AG		
							GIP-C Finance Co LP St. Peter Port	..GBR	..NIA	ERGO Private Capital ERGO Leben GmbH	Ownership	0.300	Münchener Rückversicherung AG		
							GIP-C Ports Jersey LP St. Helier	..GBR	..NIA	ERGO Private Capital ERGO Leben GmbH	Ownership	0.300	Münchener Rückversicherung AG		
							KKR Asian Fund III Japan AIV (EEA) LP George Town, Grand Cayman	..CYM	..NIA	ERGO Private Capital ERGO Leben GmbH	Ownership	1.000	Münchener Rückversicherung AG		
							KKR Asian Fund III Delaware AIV LP Wilmington, Delaware	..NY	..NIA	ERGO Private Capital ERGO Leben GmbH	Ownership	1.000	Münchener Rückversicherung AG		
							KKR Global Infrastructure Investors III EEA EUR (Ascent) Wilmington, Delaware	..NY	..NIA	ERGO Private Capital ERGO Leben GmbH	Ownership	7.900	Münchener Rückversicherung AG		
							KKR Global Infrastructure Investors III EEA EUR (Nitrogen) Wilmington, Delaware	..NY	..NIA	ERGO Private Capital ERGO Leben GmbH	Ownership	6.100	Münchener Rückversicherung AG		
							KKR Global Infrastructure Investors III EEA EUR (Altitude) George Town, Grand Cayman	..CYM	..NIA	ERGO Private Capital ERGO Leben GmbH	Ownership	6.100	Münchener Rückversicherung AG		
							Warburg Pincus Global Growth-E (Cayman) LP George Town, Grand Cayman	..CYM	..NIA	ERGO Private Capital ERGO Leben GmbH	Ownership	1.400	Münchener Rückversicherung AG		
							AF III Cayman AIV LP George Town, Grand Cayman	..CYM	..NIA	ERGO Private Capital ERGO Leben GmbH	Ownership	0.300	Münchener Rückversicherung AG		
							Greenspring Global Partners X-B LP Wilmington, Delaware	..NY	..NIA	ERGO Private Capital ERGO Leben GmbH	Ownership	0.600	Münchener Rückversicherung AG		
							Thoma Bravo Fund XIV LP Wilmington, Delaware	..NY	..NIA	ERGO Private Capital ERGO Leben GmbH	Ownership	0.100	Münchener Rückversicherung AG		
							Scale Venture Partners VII LP Wilmington, Delaware	..NY	..NIA	ERGO Private Capital ERGO Leben GmbH	Ownership	0.400	Münchener Rückversicherung AG		
							ARDIAN Americas Infrastructure Fund V LP Wilmington, Delaware	..NY	..NIA	ERGO Private Capital ERGO Leben GmbH	Ownership	1.900	Münchener Rückversicherung AG		
							Partners Group Direct Equity 2019 (EUR) S.C.A., SICAV-RAIF Luxembourg	..LUX	..NIA	ERGO Private Capital ERGO Leben GmbH	Ownership	0.200	Münchener Rückversicherung AG		
							ASOF HOS AIV 2 LP Wilmington, Delaware	..NY	..NIA	ERGO Private Capital ERGO Leben GmbH	Ownership	0.900	Münchener Rückversicherung AG		
							Access Capital Fund IV L.P. St. Peter Port	..GBR	..NIA	ERGO Private Capital ERGO Leben GmbH	Ownership	2.600	Münchener Rückversicherung AG		
							EIG Energy Fund XIV (Cayman) L.P. George Town, Grand Cayman	..CYM	..NIA	ERGO Private Capital ERGO Leben GmbH	Ownership	3.700	Münchener Rückversicherung AG		
							Pantheon Asia Fund V L.P. St. Peter Port	..GBR	..NIA	ERGO Private Capital ERGO Leben GmbH	Ownership	1.300	Münchener Rückversicherung AG		
							Schroders Capital Private Equity Europe IV B C.V. Willemstad, Curacao	..ANT	..NIA	ERGO Private Capital ERGO Leben GmbH	Ownership	2.600	Münchener Rückversicherung AG		
							CVC European Equity Partners V (A) L.P. George Town, Grand Cayman	..CYM	..NIA	ERGO Private Capital ERGO Leben GmbH	Ownership	0.400	Münchener Rückversicherung AG		
							Greenspring Global Partners IV-B L.P. Wilmington, Delaware	..DE	..NIA	ERGO Private Capital ERGO Leben GmbH	Ownership	1.700	Münchener Rückversicherung AG		
							TowerBrook Investors III, L.P. George Town, Grand Cayman	..CYM	..NIA	ERGO Private Capital ERGO Leben GmbH	Ownership	0.300	Münchener Rückversicherung AG		
							EQT VIII (No.3) SCS Luxembourg	..LUX	..NIA	ERGO Private Capital ERGO Leben GmbH	Ownership	14.600	Münchener Rückversicherung AG		
							IK IX Fund LP Feeder SCS Luxembourg	..LUX	..NIA	ERGO Private Capital ERGO Leben GmbH	Ownership	14.000	Münchener Rückversicherung AG		
							EQT IX (No. 3) SCS Luxembourg	..LUX	..NIA	ERGO Private Capital ERGO Leben GmbH	Ownership	5.100	Münchener Rückversicherung AG		

ANNUAL STATEMENT FOR THE YEAR 2021 OF THE American Modern Property and Casualty Insurance Company

SCHEDULE Y

PART 1A - DETAIL OF INSURANCE HOLDING COMPANY SYSTEM

1	2	3	4	5	6	7	8	9	10	11	12	13	14	15	16
Group Code	Group Name	NAIC Company Code	ID Number	Federal RSSD	CIK	Name of Securities Exchange if Publicly Traded (U.S. or International)	Names of Parent, Subsidiaries Or Affiliates	Domiciliary Location	Relationship to Reporting Entity	Directly Controlled by (Name of Entity/Person)	Type of Control (Ownership, Board, Management, Attorney-in-Fact, Influence, Other)	If Control is Ownership Provide Percentage	Ultimate Controlling Entity(ies)/Person(s)	Is an SCA Filing Required? (Yes/No)	*
							Broad Street Loan Partners IV Offshore – Unlevered B, SLP Luxembourg	LUX	NIA	ERGO Private Capital ERGO Leben GmbH	Ownership	5.800	Münchener Rückversicherung AG		
							HPS Specialty Loan Europe Fund V SCSPLuxembourg	LUX	NIA	ERGO Private Capital ERGO Leben GmbH	Ownership	1.100	Münchener Rückversicherung AG		
							MIP V DIRECT EU PARTNERS SCSPLuxembourg	LUX	NIA	ERGO Private Capital ERGO Leben GmbH	Ownership	24.500	Münchener Rückversicherung AG		
							Macquarie European Infrastructure Fund 5 SCSPLuxembourg	LUX	NIA	ERGO Private Capital ERGO Leben GmbH	Ownership	2.300	Münchener Rückversicherung AG		
							KKR Asian Fund III (EEA) SCSPLuxembourg	LUX	NIA	ERGO Private Capital ERGO Leben GmbH	Ownership	1.000	Münchener Rückversicherung AG		
							Macquarie Super Core Infrastructure SCSPLuxembourg	LUX	NIA	ERGO Private Capital ERGO Leben GmbH	Ownership	0.800	Münchener Rückversicherung AG		
							KKR Global Infrastructure Investors III EEA (EUR) SCSPLuxembourg	LUX	NIA	ERGO Private Capital ERGO Leben GmbH	Ownership	6.100	Münchener Rückversicherung AG		
							InfraVia European Fund IV SCSPLuxembourg	LUX	NIA	ERGO Private Capital ERGO Leben GmbH	Ownership	5.100	Münchener Rückversicherung AG		
							CapVest Equity Partners IV SCSPLuxembourg	LUX	NIA	ERGO Private Capital ERGO Leben GmbH	Ownership	0.800	Münchener Rückversicherung AG		
							ICG Europe Fund VII Feeder SCSPLuxembourg	LUX	NIA	ERGO Private Capital ERGO Leben GmbH	Ownership	0.900	Münchener Rückversicherung AG		
							Macquarie European Infrastructure Fund 6 SCSPLuxembourg	LUX	NIA	ERGO Private Capital ERGO Leben GmbH	Ownership	0.900	Münchener Rückversicherung AG		
							EQT Infrastructure IV (No.2) EUR SCSPLuxembourg	LUX	NIA	ERGO Private Capital ERGO Leben GmbH	Ownership	2.500	Münchener Rückversicherung AG		
							North Haven Infrastructure Partners III SCSPLuxembourg	LUX	NIA	ERGO Private Capital ERGO Leben GmbH	Ownership	0.500	Münchener Rückversicherung AG		
							KKR Asian Fund IV SCSPLuxembourg	LUX	NIA	ERGO Private Capital ERGO Leben GmbH	Ownership	0.100	Münchener Rückversicherung AG		
							EQT Camera Side Car (No. 3) SCSPLuxembourg	LUX	NIA	ERGO Private Capital ERGO Leben GmbH	Ownership	0.300	Münchener Rückversicherung AG		
							Ares Capital Europe V (E) UnleveredLuxembourg	LUX	NIA	ERGO Private Capital ERGO Leben GmbH	Ownership	0.500	Münchener Rückversicherung AG		
							EQT Saber Side Car (No.1) EUR SCSPLuxembourg	LUX	NIA	ERGO Private Capital ERGO Leben GmbH	Ownership	0.500	Münchener Rückversicherung AG		
							ICG Europe Fund VIII Feeder SCSPLuxembourg	LUX	NIA	ERGO Private Capital ERGO Leben GmbH	Ownership	0.200	Münchener Rückversicherung AG		
							Macquarie Infrastructure Partners V SCSPLuxembourg	LUX	NIA	ERGO Private Capital ERGO Leben GmbH	Ownership	0.500	Münchener Rückversicherung AG		
							Collier International Partners VIII Luxembourg SLPLeudelange	LUX	NIA	ERGO Private Capital ERGO Leben GmbH	Ownership	1.300	Münchener Rückversicherung AG		
							Earlybird DIES Fund VII GmbH & Co. KGMDnchen	DEU	NIA	ERGO Private Capital Gesundheit GmbH	Ownership	12.000	Münchener Rückversicherung AG		
							LINDSAY GOLDBERG IV – A AIV LPWilmington, Delaware	DE	NIA	ERGO Private Capital Gesundheit GmbH	Ownership	9.600	Münchener Rückversicherung AG		
							BC European Capital X – 5A LPLondon	GBR	NIA	ERGO Private Capital Gesundheit GmbH	Ownership	11.400	Münchener Rückversicherung AG		
							ARDIAN German Feeder Expansion Fund V S.L.P.Paris	FRA	NIA	ERGO Private Capital Gesundheit GmbH	Ownership	22.100	Münchener Rückversicherung AG		
							AF IV Energy II AIV A8 LPWilmington, Delaware	NY	NIA	ERGO Private Capital Gesundheit GmbH	Ownership	14.500	Münchener Rückversicherung AG		
							Warburg Pincus Global Growth-E (E&P)-1 LPWilmington, Delaware	NY	NIA	ERGO Private Capital Gesundheit GmbH	Ownership	5.100	Münchener Rückversicherung AG		
							Kalevala I Bis S.C.A.Luxembourg	LUX	NIA	ERGO Private Capital Gesundheit GmbH	Ownership	28.800	Münchener Rückversicherung AG		
							Capital Dynamics Champion Ventures VI, LPDover, Delaware	CA	NIA	ERGO Private Capital Gesundheit GmbH	Ownership	2.000	Münchener Rückversicherung AG		
							HRJ Global Buy-Out III (U.S.), LPDover, Delaware	CA	NIA	ERGO Private Capital Gesundheit GmbH	Ownership	4.000	Münchener Rückversicherung AG		
							APEP Dachfonds GmbH & Co. KGMDnchen	DEU	NIA	ERGO Private Capital Gesundheit GmbH	Ownership	0.600	Münchener Rückversicherung AG		
							Schroders Capital Private Equity US II C.V.Willemstad, Curacao	ANT	NIA	ERGO Private Capital Gesundheit GmbH	Ownership	1.100	Münchener Rückversicherung AG		
							New Enterprise Associates 13, L.P.George Town, Grand Cayman	CYM	NIA	ERGO Private Capital Gesundheit GmbH	Ownership	0.500	Münchener Rückversicherung AG		
							Lexington Capital Partners VII, L.P.Wilmington, Delaware	DE	NIA	ERGO Private Capital Gesundheit GmbH	Ownership	0.400	Münchener Rückversicherung AG		

ANNUAL STATEMENT FOR THE YEAR 2021 OF THE American Modern Property and Casualty Insurance Company

SCHEDULE Y

PART 1A - DETAIL OF INSURANCE HOLDING COMPANY SYSTEM

1	2	3	4	5	6	7	8	9	10	11	12	13	14	15	16
Group Code	Group Name	NAIC Company Code	ID Number	Federal RSSD	CIK	Name of Securities Exchange if Publicly Traded (U.S. or International)	Names of Parent, Subsidiaries Or Affiliates	Domiciliary Location	Relationship to Reporting Entity	Directly Controlled by (Name of Entity/Person)	Type of Control (Ownership, Board, Management, Attorney-in-Fact, Influence, Other)	If Control is Ownership Provide Percentage	Ultimate Controlling Entity(ies)/Person(s)	Is an SCA Filing Required? (Yes/No)	*
							KKR Global Infrastructure Investors L.P. George Town, Grand Cayman	CYM	NIA	ERGO Private Capital Gesundheit GmbH	Ownership	1.200	Münchener Rückversicherung AG		
							Lindsay Goldberg IV - A L.P. Dover, Delaware	DE	NIA	ERGO Private Capital Gesundheit GmbH	Ownership	0.700	Münchener Rückversicherung AG		
							Ares Corporate Opportunities Fund V L.P. Wilmington, Delaware	DE	NIA	ERGO Private Capital Gesundheit GmbH	Ownership	0.100	Münchener Rückversicherung AG		
							ARDIAN LBO Fund VI A S.L.P. Paris	FRA	NIA	ERGO Private Capital Gesundheit GmbH	Ownership	0.400	Münchener Rückversicherung AG		
							A9 EUR (Feeder) L.P. St. Peter Port	GBR	NIA	ERGO Private Capital Gesundheit GmbH	Ownership	1.200	Münchener Rückversicherung AG		
							Greenspring Global Partners VIII L.P. George Town, Grand Cayman	CYM	NIA	ERGO Private Capital Gesundheit GmbH	Ownership	2.000	Münchener Rückversicherung AG		
							New Enterprise Associates 16, L.P. Wilmington, Delaware	DE	NIA	ERGO Private Capital Gesundheit GmbH	Ownership	0.400	Münchener Rückversicherung AG		
							Francisco Partners V, L.P. Cayman Islands	CYM	NIA	ERGO Private Capital Gesundheit GmbH	Ownership	0.600	Münchener Rückversicherung AG		
							Apollo Overseas Partners (Delaware AIV) IX LP George Town, Grand Cayman	CYM	NIA	ERGO Private Capital Gesundheit GmbH	Ownership	0.400	Münchener Rückversicherung AG		
							AF V Energy I AIV A8 LP Wilmington, Delaware	DE	NIA	ERGO Private Capital Gesundheit GmbH	Ownership	2.600	Münchener Rückversicherung AG		
							AF V Energy II Delaware Feeder B LP Wilmington, Delaware	DE	NIA	ERGO Private Capital Gesundheit GmbH	Ownership	0.300	Münchener Rückversicherung AG		
							AF V Energy III AIV LP Wilmington, Delaware	DE	NIA	ERGO Private Capital Gesundheit GmbH	Ownership	0.100	Münchener Rückversicherung AG		
							AF V Energy IV AIV 2 LP Wilmington, Delaware	DE	NIA	ERGO Private Capital Gesundheit GmbH	Ownership	0.300	Münchener Rückversicherung AG		
							AF V Energy V AIV LP Wilmington, Delaware	DE	NIA	ERGO Private Capital Gesundheit GmbH	Ownership	0.100	Münchener Rückversicherung AG		
							AF V BD AIV LP Wilmington, Delaware	DE	NIA	ERGO Private Capital Gesundheit GmbH	Ownership	0.100	Münchener Rückversicherung AG		
							KKR GLOBAL INFRASTRUCTURE INVESTORS (WATER) LP Wilmington, Delaware	DE	NIA	ERGO Private Capital Gesundheit GmbH	Ownership	1.200	Münchener Rückversicherung AG		
							Lindsay Goldberg IV - A REIT AIV LP Wilmington, Delaware	DE	NIA	ERGO Private Capital Gesundheit GmbH	Ownership	0.700	Münchener Rückversicherung AG		
							REDPOINT OMEGA IV LP Wilmington, Delaware	DE	NIA	ERGO Private Capital Gesundheit GmbH	Ownership	0.800	Münchener Rückversicherung AG		
							Harvest Partners IX (Parallel) LP Wilmington, Delaware	DE	NIA	ERGO Private Capital Gesundheit GmbH	Ownership	3.200	Münchener Rückversicherung AG		
							Wight Ventures S.A.R.L. Luxemburg	LUX	NIA	ERGO Private Capital Gesundheit GmbH	Ownership	2.200	Münchener Rückversicherung AG		
							Siemens Global Innovation Partners I GmbH & Co. KG München	DEU	NIA	ERGO Private Capital Gesundheit GmbH	Ownership	1.500	Münchener Rückversicherung AG		
							PAI Europe V - 1 L.P. St. Peter Port	GBR	NIA	ERGO Private Capital Gesundheit GmbH	Ownership	0.300	Münchener Rückversicherung AG		
							The Founders Fund IV, L.P. Wilmington, Delaware	CA	NIA	ERGO Private Capital Gesundheit GmbH	Ownership	3.000	Münchener Rückversicherung AG		
							Global Infrastructure Partners III-C2, L.P. London	GBR	NIA	ERGO Private Capital Gesundheit GmbH	Ownership	5.200	Münchener Rückversicherung AG		
							Crescent Mezzanine Partners VIII, L.P. Wilmington, Delaware	DE	NIA	ERGO Private Capital Gesundheit GmbH	Ownership	0.800	Münchener Rückversicherung AG		
							DIF Infrastructure V S.C. S. Luxemburg	LUX	NIA	ERGO Private Capital Gesundheit GmbH	Ownership	0.700	Münchener Rückversicherung AG		
							Nordic Capital IX Beta L.P. St. Helier	GBR	NIA	ERGO Private Capital Gesundheit GmbH	Ownership	0.900	Münchener Rückversicherung AG		
							Triton Fund V, L.P. St. Helier	GBR	NIA	ERGO Private Capital Gesundheit GmbH	Ownership	0.800	Münchener Rückversicherung AG		
							ARDIAN Infrastructure Fund V B S.C.S., SICAV-RAIF Luxemburg	LUX	NIA	ERGO Private Capital Gesundheit GmbH	Ownership	1.400	Münchener Rückversicherung AG		
							Lindsay Goldberg V L.P. Wilmington, Delaware	DE	NIA	ERGO Private Capital Gesundheit GmbH	Ownership	1.100	Münchener Rückversicherung AG		
							Greenspring Global Partners IX-B L.P. Owings Mills, Maryland	DE	NIA	ERGO Private Capital Gesundheit GmbH	Ownership	2.200	Münchener Rückversicherung AG		
							New Enterprise Associates 17 L.P. Wilmington, Delaware	DE	NIA	ERGO Private Capital Gesundheit GmbH	Ownership	0.600	Münchener Rückversicherung AG		
							Global Infrastructure Partners IV - C2 L.P. Luxemburg	LUX	NIA	ERGO Private Capital Gesundheit GmbH	Ownership	1.200	Münchener Rückversicherung AG		
							A10 EUR Feeder L.P. St. Peter Port	GBR	NIA	ERGO Private Capital Gesundheit GmbH	Ownership	1.800	Münchener Rückversicherung AG		
							Oak Hill Capital Partners V (Offshore) L.P. George Town, Grand Cayman	CYM	NIA	ERGO Private Capital Gesundheit GmbH	Ownership	2.100	Münchener Rückversicherung AG		

ANNUAL STATEMENT FOR THE YEAR 2021 OF THE American Modern Property and Casualty Insurance Company

SCHEDULE Y

PART 1A - DETAIL OF INSURANCE HOLDING COMPANY SYSTEM

1	2	3	4	5	6	7	8	9	10	11	12	13	14	15	16
Group Code	Group Name	NAIC Company Code	ID Number	Federal RSSD	CIK	Name of Securities Exchange if Publicly Traded (U.S. or International)	Names of Parent, Subsidiaries Or Affiliates	Domiciliary Location	Relationship to Reporting Entity	Directly Controlled by (Name of Entity/Person)	Type of Control (Ownership, Board, Management, Attorney-in-Fact, Influence, Other)	If Control is Ownership Provide Percentage	Ultimate Controlling Entity(ies)/Person(s)	Is an SCA Filing Required? (Yes/No)	*
							Lindsay Goldberg V AIV LP Wilmington, Delaware	DE	NIA	ERGO Private Capital Gesundheit GmbH	Ownership	2.000	Münchener Rückversicherung AG		
							Crown Premium PE Technology Ventures GmbH & Co. KG i. L.Grünwald	DEU	NIA	ERGO Private Capital Gesundheit GmbH	Ownership	10.000	Münchener Rückversicherung AG		
							Global Infrastructure Partners - C L.P.St. Peter Port	GBR	NIA	ERGO Private Capital Gesundheit GmbH	Ownership	0.700	Münchener Rückversicherung AG		
							Ares Corporate Opportunities Fund III L.P.Wilmington, Delaware	CA	NIA	ERGO Private Capital Gesundheit GmbH	Ownership	0.600	Münchener Rückversicherung AG		
							Francisco Partners III L.P.Wilmington, Delaware	CA	NIA	ERGO Private Capital Gesundheit GmbH	Ownership	1.000	Münchener Rückversicherung AG		
							Oaktree Opportunities Fund VIII L.P.George Town, Grand Cayman	CYM	NIA	ERGO Private Capital Gesundheit GmbH	Ownership	0.700	Münchener Rückversicherung AG		
							Energy Investors XV (Scotland) L.P.Washington, D.C.	DC	NIA	ERGO Private Capital Gesundheit GmbH	Ownership	9.400	Münchener Rückversicherung AG		
							Park Square Capital Partners II L.P.St. Peter Port	GBR	NIA	ERGO Private Capital Gesundheit GmbH	Ownership	3.000	Münchener Rückversicherung AG		
							Greenspring Global Partners V-B L.P.Wilmington, Delaware	MD	NIA	ERGO Private Capital Gesundheit GmbH	Ownership	7.000	Münchener Rückversicherung AG		
							Macquarie European Infrastructure Fund 4 L.P.St. Peter Port	GBR	NIA	ERGO Private Capital Gesundheit GmbH	Ownership	0.600	Münchener Rückversicherung AG		
							Collier International Partners Fund VI, L.P.St. Peter Port	GBR	NIA	ERGO Private Capital Gesundheit GmbH	Ownership	0.400	Münchener Rückversicherung AG		
							Ares Corporate Opportunities Fund IV L.P.Wilmington, Delaware	CA	NIA	ERGO Private Capital Gesundheit GmbH	Ownership	0.600	Münchener Rückversicherung AG		
							Pantheon Asia Fund VI L.P.Wilmington, Delaware	CA	NIA	ERGO Private Capital Gesundheit GmbH	Ownership	3.100	Münchener Rückversicherung AG		
							Apollo Overseas Partners (Delaware) VIII, L.P.Wilmington, Delaware	NY	NIA	ERGO Private Capital Gesundheit GmbH	Ownership	2.000	Münchener Rückversicherung AG		
							EIG Energy Fund XVI (Scotland) L.P.Washington, D.C.	DC	NIA	ERGO Private Capital Gesundheit GmbH	Ownership	3.800	Münchener Rückversicherung AG		
							Macquarie Infrastructure Partner III, L.P.Wilmington, Delaware	NY	NIA	ERGO Private Capital Gesundheit GmbH	Ownership	0.900	Münchener Rückversicherung AG		
							KKR Global Infrastructure Investors II (EEA) L.P.London	GBR	NIA	ERGO Private Capital Gesundheit GmbH	Ownership	4.100	Münchener Rückversicherung AG		
							Park Square Capital Partners III L.P.St. Martin	FRA	NIA	ERGO Private Capital Gesundheit GmbH	Ownership	3.000	Münchener Rückversicherung AG		
							GBOF V Feeder 2 SCSLuxemburg	LUX	NIA	ERGO Private Capital Gesundheit GmbH	Ownership	3.600	Münchener Rückversicherung AG		
							The Founders Fund VI, L.P.Wilmington, Delaware	NY	NIA	ERGO Private Capital Gesundheit GmbH	Ownership	0.800	Münchener Rückversicherung AG		
							Apollo Overseas Partners IX, L.P.George Town, Grand Cayman	CYM	NIA	ERGO Private Capital Gesundheit GmbH	Ownership	1.700	Münchener Rückversicherung AG		
							Stonepeak Infrastructure Fund III L.P.Wilmington, Delaware	NY	NIA	ERGO Private Capital Gesundheit GmbH	Ownership	1.000	Münchener Rückversicherung AG		
							Thoma Bravo Fund XIII L.P.Dover, Delaware	NY	NIA	ERGO Private Capital Gesundheit GmbH	Ownership	0.700	Münchener Rückversicherung AG		
							Thoma Bravo Fund XIII-P L.P.Dover, Delaware	NY	NIA	ERGO Private Capital Gesundheit GmbH	Ownership	0.700	Münchener Rückversicherung AG		
							Warburg Pincus Global Growth-E L.P.Wilmington, Delaware	NY	NIA	ERGO Private Capital Gesundheit GmbH	Ownership	1.900	Münchener Rückversicherung AG		
							ARES Special Opportunities Fund L.P.Wilmington, Delaware	NY	NIA	ERGO Private Capital Gesundheit GmbH	Ownership	3.000	Münchener Rückversicherung AG		
							Harvest Partners VIII (Parallel) L.P.Wilmington, Delaware	NY	NIA	ERGO Private Capital Gesundheit GmbH	Ownership	1.100	Münchener Rückversicherung AG		
							The Founders Fund VII L.P.Wilmington, Delaware	NY	NIA	ERGO Private Capital Gesundheit GmbH	Ownership	0.900	Münchener Rückversicherung AG		

ANNUAL STATEMENT FOR THE YEAR 2021 OF THE American Modern Property and Casualty Insurance Company

SCHEDULE Y

PART 1A - DETAIL OF INSURANCE HOLDING COMPANY SYSTEM

1	2	3	4	5	6	7	8	9	10	11	12	13	14	15	16
Group Code	Group Name	NAIC Company Code	ID Number	Federal RSSD	CIK	Name of Securities Exchange if Publicly Traded (U.S. or International)	Names of Parent, Subsidiaries Or Affiliates	Domiciliary Location	Relationship to Reporting Entity	Directly Controlled by (Name of Entity/Person)	Type of Control (Ownership, Board, Management, Attorney-in-Fact, Influence, Other)	If Control is Ownership Provide Percentage	Ultimate Controlling Entity(ies)/Person(s)	Is an SCA Filing Required? (Yes/No)	*
							DIF Infrastructure VI Feeder S.C.S.Luxemburg	LUX	NIA	ERGO Private Capital Gesundheit GmbH	Ownership	4.200	Münchener Rückversicherung AG		
							Francisco Partners VI LPGeorge Town, Grand Cayman	CYM	NIA	ERGO Private Capital Gesundheit GmbH	Ownership	0.500	Münchener Rückversicherung AG		
							ACOF VI (F) Feeder LPWilmington, Delaware	NY	NIA	ERGO Private Capital Gesundheit GmbH	Ownership	5.300	Münchener Rückversicherung AG		
							AOP (DE) VIII (AIV I FC) LPGeorge Town, Grand Cayman	CYM	NIA	ERGO Private Capital Gesundheit GmbH	Ownership	3.200	Münchener Rückversicherung AG		
							AOP (DE) VIII (AIV L-DEE III) LPWilmington, Delaware	NY	NIA	ERGO Private Capital Gesundheit GmbH	Ownership	2.000	Münchener Rückversicherung AG		
							AOP (DE) VIII (AIV L-ZED) LPWilmington, Delaware	NY	NIA	ERGO Private Capital Gesundheit GmbH	Ownership	2.000	Münchener Rückversicherung AG		
							AOP (DE) VIII (AIV-L) LPGeorge Town, Grand Cayman	CYM	NIA	ERGO Private Capital Gesundheit GmbH	Ownership	0.400	Münchener Rückversicherung AG		
							AOP VIII (AIV L-ONV) LPWilmington, Delaware	NY	NIA	ERGO Private Capital Gesundheit GmbH	Ownership	0.700	Münchener Rückversicherung AG		
							AP VIII (PCDH AIV) LPGeorge Town, Grand Cayman	CYM	NIA	ERGO Private Capital Gesundheit GmbH	Ownership	0.100	Münchener Rückversicherung AG		
							ACOF IV BB AIV LPWilmington, Delaware	NY	NIA	ERGO Private Capital Gesundheit GmbH	Ownership	0.600	Münchener Rückversicherung AG		
							AF IV Cayman AIV LPGeorge Town, Grand Cayman	CYM	NIA	ERGO Private Capital Gesundheit GmbH	Ownership	0.600	Münchener Rückversicherung AG		
							ACOF IV CWC AIV Unblocked Feeder LPWilmington, Delaware	NY	NIA	ERGO Private Capital Gesundheit GmbH	Ownership	1.300	Münchener Rückversicherung AG		
							AF IV Energy AIV A1 LPWilmington, Delaware	NY	NIA	ERGO Private Capital Gesundheit GmbH	Ownership	5.700	Münchener Rückversicherung AG		
							ACOF IV Energy IV AIV LPWilmington, Delaware	NY	NIA	ERGO Private Capital Gesundheit GmbH	Ownership	0.600	Münchener Rückversicherung AG		
							ACOF IV Energy III AIV LPWilmington, Delaware	NY	NIA	ERGO Private Capital Gesundheit GmbH	Ownership	0.600	Münchener Rückversicherung AG		
							Blackstone Capital Partners (Cayman II) VI LPGeorge Town, Grand Cayman	CYM	NIA	ERGO Private Capital Gesundheit GmbH	Ownership	0.200	Münchener Rückversicherung AG		
							Blackstone Capital Partners (Cayman III) VI LPGeorge Town, Grand Cayman	CYM	NIA	ERGO Private Capital Gesundheit GmbH	Ownership	0.200	Münchener Rückversicherung AG		
							Blackstone Capital Partners (Cayman) VI BK - A LPGeorge Town, Grand Cayman	CYM	NIA	ERGO Private Capital Gesundheit GmbH	Ownership	0.200	Münchener Rückversicherung AG		
							Blackstone Capital Partners (Cayman) VI IT-A LPGeorge Town, Grand Cayman	CYM	NIA	ERGO Private Capital Gesundheit GmbH	Ownership	0.200	Münchener Rückversicherung AG		
							Blackstone Capital Partners (Cayman) VI LPGeorge Town, Grand Cayman	CYM	NIA	ERGO Private Capital Gesundheit GmbH	Ownership	0.200	Münchener Rückversicherung AG		
							Blackstone Capital Partners (Cayman) VI-Q LPGeorge Town, Grand Cayman	CYM	NIA	ERGO Private Capital Gesundheit GmbH	Ownership	0.200	Münchener Rückversicherung AG		
							Blackstone Capital Partners VI ITR LPWilmington, Delaware	NY	NIA	ERGO Private Capital Gesundheit GmbH	Ownership	0.200	Münchener Rückversicherung AG		
							Blackstone Capital Partners VI NQ/NF LPWilmington, Delaware	NY	NIA	ERGO Private Capital Gesundheit GmbH	Ownership	0.200	Münchener Rückversicherung AG		
							Blackstone Capital Partners VI NQ-E LPWilmington, Delaware	NY	NIA	ERGO Private Capital Gesundheit GmbH	Ownership	0.200	Münchener Rückversicherung AG		
							Blackstone Capital Partners VI-NQ LPWilmington, Delaware	NY	NIA	ERGO Private Capital Gesundheit GmbH	Ownership	0.200	Münchener Rückversicherung AG		
							Blackstone Capital Partners VI-Q LPWilmington, Delaware	NY	NIA	ERGO Private Capital Gesundheit GmbH	Ownership	0.200	Münchener Rückversicherung AG		
							Francisco Partners III (Domestic AIV) LPWilmington, Delaware	NY	NIA	ERGO Private Capital Gesundheit GmbH	Ownership	1.000	Münchener Rückversicherung AG		
							Francisco Partners III (Cayman) LPGeorge Town, Grand Cayman	CYM	NIA	ERGO Private Capital Gesundheit GmbH	Ownership	1.000	Münchener Rückversicherung AG		
							GIP-C AIV 2 LPSt. Peter Port	GBR	NIA	ERGO Private Capital Gesundheit GmbH	Ownership	0.800	Münchener Rückversicherung AG		
							GIP-C FinanceCo LPSt. Peter Port	GBR	NIA	ERGO Private Capital Gesundheit GmbH	Ownership	0.700	Münchener Rückversicherung AG		

ANNUAL STATEMENT FOR THE YEAR 2021 OF THE American Modern Property and Casualty Insurance Company

SCHEDULE Y

PART 1A - DETAIL OF INSURANCE HOLDING COMPANY SYSTEM

1	2	3	4	5	6	7	8	9	10	11	12	13	14	15	16
Group Code	Group Name	NAIC Company Code	ID Number	Federal RSSD	CIK	Name of Securities Exchange if Publicly Traded (U.S. or International)	Names of Parent, Subsidiaries Or Affiliates	Domiciliary Location	Relationship to Reporting Entity	Directly Controlled by (Name of Entity/Person)	Type of Control (Ownership, Board, Management, Attorney-in-Fact, Influence, Other)	If Control is Ownership Provide Percentage	Ultimate Controlling Entity(ies)/Person(s)	Is an SCA Filing Required? (Yes/No)	*
							GIP-C Ports Jersey LPSt. Heiler	GBR	NIA	ERGO Private Capital Gesundheit GmbH	Ownership	0.700	Münchener Rückversicherung AG		
							KKR Asian Fund III Japan AIV (EEA) LPGeorge Town, Grand Cayman	CYM	NIA	ERGO Private Capital Gesundheit GmbH	Ownership	1.500	Münchener Rückversicherung AG		
							KKR Asian Fund III Delaware AIV LPWilmington, Delaware	NY	NIA	ERGO Private Capital Gesundheit GmbH	Ownership	1.500	Münchener Rückversicherung AG		
							KKR Global Infrastructure Investors II EEA (NEP) LPWilmington, Delaware	NY	NIA	ERGO Private Capital Gesundheit GmbH	Ownership	4.100	Münchener Rückversicherung AG		
							KKR Global Infrastructure Investors II EEA (Rodeo) Wilmington, Delaware	NY	NIA	ERGO Private Capital Gesundheit GmbH	Ownership	4.300	Münchener Rückversicherung AG		
							KKR Global Infrastructure Investors III EEA EUR (Ascent)Wilmington, Delaware	NY	NIA	ERGO Private Capital Gesundheit GmbH	Ownership	3.200	Münchener Rückversicherung AG		
							KKR Global Infrastructure Investors III EEA EUR (Nitrogen) Wilmington, Delaware	NY	NIA	ERGO Private Capital Gesundheit GmbH	Ownership	3.200	Münchener Rückversicherung AG		
							KKR Global Infrastructure Investors III EEA EUR (Altitude) George Town, Grand Cayman	CYM	NIA	ERGO Private Capital Gesundheit GmbH	Ownership	3.200	Münchener Rückversicherung AG		
							MIP III GB AIV LPWilmington, Delaware	NY	NIA	ERGO Private Capital Gesundheit GmbH	Ownership	0.900	Münchener Rückversicherung AG		
							MIP III (REIT) AIV LPWilmington, Delaware	NY	NIA	ERGO Private Capital Gesundheit GmbH	Ownership	1.000	Münchener Rückversicherung AG		
							MIP III (ECI) AIV LPWilmington, Delaware	NY	NIA	ERGO Private Capital Gesundheit GmbH	Ownership	0.900	Münchener Rückversicherung AG		
							Oaktree Opportunities Fund VIII AIF (Delaware) LPWilmington, Delaware	NY	NIA	ERGO Private Capital Gesundheit GmbH	Ownership	0.700	Münchener Rückversicherung AG		
							Oaktree Opportunities Fund VIII AIF (Cayman) LP George Town, Grand Cayman	CYM	NIA	ERGO Private Capital Gesundheit GmbH	Ownership	0.700	Münchener Rückversicherung AG		
							Stonepeak Infrastructure Fund III (AIV I) LPWilmington, Delaware	NY	NIA	ERGO Private Capital Gesundheit GmbH	Ownership	1.000	Münchener Rückversicherung AG		
							Stonepeak Infrastructure Fund III (AIV II) LPWilmington, Delaware	NY	NIA	ERGO Private Capital Gesundheit GmbH	Ownership	1.000	Münchener Rückversicherung AG		
							Warburg Pincus Global Growth-E (Cayman) LPGeorge Town, Grand Cayman	CYM	NIA	ERGO Private Capital Gesundheit GmbH	Ownership	2.200	Münchener Rückversicherung AG		
							AF III Cayman AIV LPGeorge Town, Grand Cayman	CYM	NIA	ERGO Private Capital Gesundheit GmbH	Ownership	0.600	Münchener Rückversicherung AG		
							Greenspring Global Partners X-B LPWilmington, Delaware	NY	NIA	ERGO Private Capital Gesundheit GmbH	Ownership	1.200	Münchener Rückversicherung AG		
							BCEC X Holdings AIV 2 LPSt. Peter Port	GBR	NIA	ERGO Private Capital Gesundheit GmbH	Ownership	0.000	Münchener Rückversicherung AG		
							Thoma Bravo Fund XIV LPWilmington, Delaware	NY	NIA	ERGO Private Capital Gesundheit GmbH	Ownership	0.400	Münchener Rückversicherung AG		
							Scale Venture Partners VII LPWilmington, Delaware	NY	NIA	ERGO Private Capital Gesundheit GmbH	Ownership	1.500	Münchener Rückversicherung AG		
							ARDIAN Americas Infrastructure Fund V LPWilmington, Delaware	NY	NIA	ERGO Private Capital Gesundheit GmbH	Ownership	4.500	Münchener Rückversicherung AG		
							Bessemer Venture Partners XI Institutional LPGeorge Town, Grand Cayman	CYM	NIA	ERGO Private Capital Gesundheit GmbH	Ownership	0.300	Münchener Rückversicherung AG		
							Partners Group Direct Equity 2019 (EUR) S.C.A., SICAV-RAIFLuxemburg	LUX	NIA	ERGO Private Capital Gesundheit GmbH	Ownership	1.500	Münchener Rückversicherung AG		
							ASOF HOS AIV 2 LPWilmington, Delaware	NY	NIA	ERGO Private Capital Gesundheit GmbH	Ownership	2.000	Münchener Rückversicherung AG		
							MIP III TOWERS LLCWilmington, Delaware	NY	NIA	ERGO Private Capital Gesundheit GmbH	Ownership	2.000	Münchener Rückversicherung AG		
							Ares Special Opportunities Fund II LPWilmington, Delaware	NY	NIA	ERGO Private Capital Gesundheit GmbH	Ownership	1.800	Münchener Rückversicherung AG		
							Access Capital Fund IV L.P.St. Peter Port	GBR	NIA	ERGO Private Capital Gesundheit GmbH	Ownership	3.600	Münchener Rückversicherung AG		
							Pantheon Asia Fund V L.P.St. Peter Port	GBR	NIA	ERGO Private Capital Gesundheit GmbH	Ownership	1.200	Münchener Rückversicherung AG		
							Schroders Capital Private Equity Europe IV B C.V.Willemstad, Curacao	ANT	NIA	ERGO Private Capital Gesundheit GmbH	Ownership	2.300	Münchener Rückversicherung AG		
							CVC European Equity Partners V (A) L.P. George Town, Grand Cayman	CYM	NIA	ERGO Private Capital Gesundheit GmbH	Ownership	0.300	Münchener Rückversicherung AG		
							Greenspring Global Partners IV-B L.P.Wilmington, Delaware	DE	NIA	ERGO Private Capital Gesundheit GmbH	Ownership	0.600	Münchener Rückversicherung AG		

97.20

ANNUAL STATEMENT FOR THE YEAR 2021 OF THE American Modern Property and Casualty Insurance Company

SCHEDULE Y

PART 1A - DETAIL OF INSURANCE HOLDING COMPANY SYSTEM

1	2	3	4	5	6	7	8	9	10	11	12	13	14	15	16
Group Code	Group Name	NAIC Company Code	ID Number	Federal RSSD	CIK	Name of Securities Exchange if Publicly Traded (U.S. or International)	Names of Parent, Subsidiaries Or Affiliates	Domi-ciliary Location	Relation-ship to Reporting Entity	Directly Controlled by (Name of Entity/Person)	Type of Control (Ownership, Board, Management, Attorney-in-Fact, Influence, Other)	If Control is Ownership Provide Percentage	Ultimate Controlling Entity(ies)/Person(s)	Is an SCA Filing Re-quired? (Yes/No)	*
							TowerBrook Investors III, L.P. George Town, Grand Cayman	.CYM	NIA	ERGO Private Capital Gesundheit GmbH	Ownership	0.200	Münchener Rückversicherung AG		
							Blackstone Capital Partners VI L.P. Wilmington, Delaware	.DE	NIA	ERGO Private Capital Gesundheit GmbH	Ownership	0.800	Münchener Rückversicherung AG		
							Access Capital Fund V LP Growth Buy-Out EuropeSt. Peter Port	.GBR	NIA	ERGO Private Capital Gesundheit GmbH	Ownership	5.600	Münchener Rückversicherung AG		
							EQT VIII (No.3) SCSPLuxemburg	.LUX	NIA	ERGO Private Capital Gesundheit GmbH	Ownership	19.100	Münchener Rückversicherung AG		
							IK IX Fund LP Feeder SCSPLuxemburg	.LUX	NIA	ERGO Private Capital Gesundheit GmbH	Ownership	24.300	Münchener Rückversicherung AG		
							EQT IX (No. 3) SCSPLuxemburg	.LUX	NIA	ERGO Private Capital Gesundheit GmbH	Ownership	9.000	Münchener Rückversicherung AG		
							Broad Street Loan Partners IV Offshore - Unlevered B, SLP Luxemburg	.LUX	NIA	ERGO Private Capital Gesundheit GmbH	Ownership	32.500	Münchener Rückversicherung AG		
							HPS Specialty Loan Europe Fund V SCSPLuxemburg	.LUX	NIA	ERGO Private Capital Gesundheit GmbH	Ownership	15.700	Münchener Rückversicherung AG		
							MIP V DIRECT EU PARTNERS SCSPLuxemburg	.LUX	NIA	ERGO Private Capital Gesundheit GmbH	Ownership	40.000	Münchener Rückversicherung AG		
							Macquarie European Infrastructure Fund 5 SCSPLuxemburg	.LUX	NIA	ERGO Private Capital Gesundheit GmbH	Ownership	2.400	Münchener Rückversicherung AG		
							KKR Asian Fund III (EEA) SCSPLuxemburg	.LUX	NIA	ERGO Private Capital Gesundheit GmbH	Ownership	1.500	Münchener Rückversicherung AG		
							Macquarie Super Core Infrastructure SCSPLuxemburg	.LUX	NIA	ERGO Private Capital Gesundheit GmbH	Ownership	0.600	Münchener Rückversicherung AG		
							KKR Global Infrastructure Investors III EEA (EUR) SCSPLuxemburg	.LUX	NIA	ERGO Private Capital Gesundheit GmbH	Ownership	3.200	Münchener Rückversicherung AG		
							CapVest Equity Partners IV SCSPLuxemburg	.LUX	NIA	ERGO Private Capital Gesundheit GmbH	Ownership	1.300	Münchener Rückversicherung AG		
							ICG Europe Fund VII Feeder SCSPLuxemburg	.LUX	NIA	ERGO Private Capital Gesundheit GmbH	Ownership	1.200	Münchener Rückversicherung AG		
							Macquarie European Infrastructure Fund 6 SCSPLuxemburg	.LUX	NIA	ERGO Private Capital Gesundheit GmbH	Ownership	0.300	Münchener Rückversicherung AG		
							EQT Infrastructure IV (No.2) EUR SCSPLuxemburg	.LUX	NIA	ERGO Private Capital Gesundheit GmbH	Ownership	3.400	Münchener Rückversicherung AG		
							Permira VII L.P.2 SCSPLuxemburg	.LUX	NIA	ERGO Private Capital Gesundheit GmbH	Ownership	0.900	Münchener Rückversicherung AG		
							North Haven Infrastructure Partners III SCSPLuxemburg	.LUX	NIA	ERGO Private Capital Gesundheit GmbH	Ownership	0.900	Münchener Rückversicherung AG		
							KKR Asian Fund IV SCSPLuxemburg	.LUX	NIA	ERGO Private Capital Gesundheit GmbH	Ownership	0.200	Münchener Rückversicherung AG		
							EQT Camera Side Car (No. 3) SCSPLuxemburg	.LUX	NIA	ERGO Private Capital Gesundheit GmbH	Ownership	0.400	Münchener Rückversicherung AG		
							Ares Capital Europe V (E) UnleveredLuxemburg	.LUX	NIA	ERGO Private Capital Gesundheit GmbH	Ownership	2.800	Münchener Rückversicherung AG		
							EQT Saber Side Car (No.1) EUR SCSPLuxemburg	.LUX	NIA	ERGO Private Capital Gesundheit GmbH	Ownership	0.700	Münchener Rückversicherung AG		
							ICG Europe Fund VIII Feeder SCSPLuxemburg	.LUX	NIA	ERGO Private Capital Gesundheit GmbH	Ownership	0.700	Münchener Rückversicherung AG		
							Macquarie Infrastructure Partners V SCSPLuxemburg	.LUX	NIA	ERGO Private Capital Gesundheit GmbH	Ownership	0.800	Münchener Rückversicherung AG		
							Collier International Partners VIII Luxembourg SLPLLeudelage	.LUX	NIA	ERGO Private Capital Gesundheit GmbH	Ownership	1.900	Münchener Rückversicherung AG		
							ERGO Private Capital Dritte GmbH & Co. KG Düsseldorf	.DEU	NIA	ERGO Private Capital GmbH	Other	0.000	Münchener Rückversicherung AG		
							ERGO Private Capital Komposit GmbH & Co. KG Düsseldorf	.DEU	NIA	ERGO Private Capital GmbH	Other	0.000	Münchener Rückversicherung AG		
							ERGO Private Capital Zweite GmbH & Co. KG Düsseldorf	.DEU	NIA	ERGO Private Capital GmbH	Other	0.000	Münchener Rückversicherung AG		
							ERGO Private Capital Vierte GmbH & Co. KG Düsseldorf	.DEU	NIA	ERGO Private Capital GmbH	Other	0.000	Münchener Rückversicherung AG		
							Earlybird DWES Fund VII GmbH & Co. KG München	.DEU	NIA	ERGO Private Capital Komposit GmbH & Co. KG	Ownership	4.000	Münchener Rückversicherung AG		
							LINDSAY GOLDBERG IV - A AIV LP Wilmington, Delaware	.DE	NIA	ERGO Private Capital Komposit GmbH & Co. KG	Ownership	9.600	Münchener Rückversicherung AG		
							BC European Capital X - 5A LPLondon	.GBR	NIA	ERGO Private Capital Komposit GmbH & Co. KG	Ownership	2.100	Münchener Rückversicherung AG		

97.21

ANNUAL STATEMENT FOR THE YEAR 2021 OF THE American Modern Property and Casualty Insurance Company

SCHEDULE Y

PART 1A - DETAIL OF INSURANCE HOLDING COMPANY SYSTEM

1	2	3	4	5	6	7	8	9	10	11	12	13	14	15	16
Group Code	Group Name	NAIC Company Code	ID Number	Federal RSSD	CIK	Name of Securities Exchange if Publicly Traded (U.S. or International)	Names of Parent, Subsidiaries Or Affiliates	Domiciliary Location	Relationship to Reporting Entity	Directly Controlled by (Name of Entity/Person)	Type of Control (Ownership, Board, Management, Attorney-in-Fact, Influence, Other)	If Control is Ownership Provide Percentage	Ultimate Controlling Entity(ies)/Person(s)	Is an SCA Filing Required? (Yes/No)	*
							ARDIAN German Feeder Expansion Fund V S.L.P.Paris	FRA	NIA	ERGO Private Capital Komposit GmbH & Co. KG	Ownership	2.900	Münchener Rückversicherung AG		
							AF IV Energy II AIV A8 LPWilmington, Delaware	NY	NIA	ERGO Private Capital Komposit GmbH & Co. KG	Ownership	6.200	Münchener Rückversicherung AG		
							Warburg Pincus Global Growth-E (E&P)-1 LPWilmington, Delaware	NY	NIA	ERGO Private Capital Komposit GmbH & Co. KG	Ownership	9.800	Münchener Rückversicherung AG		
							Kalevala I Bis S.C.A.Luxemburg	LUX	NIA	ERGO Private Capital Komposit GmbH & Co. KG	Ownership	15.300	Münchener Rückversicherung AG		
							Capital Dynamics Champion Ventures VI, LPDover, Delaware	CA	NIA	ERGO Private Capital Komposit GmbH & Co. KG	Ownership	4.000	Münchener Rückversicherung AG		
							HRJ Global Buy-Out III (U.S.), LPDover, Delaware	CA	NIA	ERGO Private Capital Komposit GmbH & Co. KG	Ownership	4.000	Münchener Rückversicherung AG		
							APEP Dachfonds GmbH & Co. KG München	DEU	NIA	ERGO Private Capital Komposit GmbH & Co. KG	Ownership	2.400	Münchener Rückversicherung AG		
							New Enterprise Associates 13, L.P.George Town, Grand Cayman	CYM	NIA	ERGO Private Capital Komposit GmbH & Co. KG	Ownership	0.300	Münchener Rückversicherung AG		
							Lexington Capital Partners VII, L.P.Wilmington, Delaware	DE	NIA	ERGO Private Capital Komposit GmbH & Co. KG	Ownership	0.200	Münchener Rückversicherung AG		
							KKR Global Infrastructure Investors L.P.George Town, Grand Cayman	CYM	NIA	ERGO Private Capital Komposit GmbH & Co. KG	Ownership	0.600	Münchener Rückversicherung AG		
							Lindsay Goldberg IV - A L.P.Dover, Delaware	DE	NIA	ERGO Private Capital Komposit GmbH & Co. KG	Ownership	0.700	Münchener Rückversicherung AG		
							Ares Corporate Opportunities Fund V L.P.Wilmington, Delaware	DE	NIA	ERGO Private Capital Komposit GmbH & Co. KG	Ownership	0.100	Münchener Rückversicherung AG		
							ARDIAN LBO Fund VI A S.L.P.Paris	FRA	NIA	ERGO Private Capital Komposit GmbH & Co. KG	Ownership	0.200	Münchener Rückversicherung AG		
							A9 EUR (Feeder) L.P.St. Peter Port	GBR	NIA	ERGO Private Capital Komposit GmbH & Co. KG	Ownership	0.500	Münchener Rückversicherung AG		
							Greenspring Global Partners VIII L.P.George Town, Grand Cayman	CYM	NIA	ERGO Private Capital Komposit GmbH & Co. KG	Ownership	0.600	Münchener Rückversicherung AG		
							New Enterprise Associates 16, L.P.Wilmington, Delaware	DE	NIA	ERGO Private Capital Komposit GmbH & Co. KG	Ownership	0.100	Münchener Rückversicherung AG		
							Francisco Partners V, L.P.Cayman Islands	CYM	NIA	ERGO Private Capital Komposit GmbH & Co. KG	Ownership	0.200	Münchener Rückversicherung AG		
							Audax Private Equity Fund VI B L.P.Wilmington, Delaware	DE	NIA	ERGO Private Capital Komposit GmbH & Co. KG	Ownership	0.700	Münchener Rückversicherung AG		
							Apollo Overseas Partners (Delaware AIV) IX LPGeorge Town, Grand Cayman	CYM	NIA	ERGO Private Capital Komposit GmbH & Co. KG	Ownership	0.100	Münchener Rückversicherung AG		
							AF V Energy I AIV A8 LPWilmington, Delaware	DE	NIA	ERGO Private Capital Komposit GmbH & Co. KG	Ownership	2.600	Münchener Rückversicherung AG		
							AF V Energy II Delaware Feeder B LPWilmington, Delaware	DE	NIA	ERGO Private Capital Komposit GmbH & Co. KG	Ownership	0.300	Münchener Rückversicherung AG		
							AF V Energy III AIV LPWilmington, Delaware	DE	NIA	ERGO Private Capital Komposit GmbH & Co. KG	Ownership	0.100	Münchener Rückversicherung AG		
							AF V Energy IV AIV 2 LPWilmington, Delaware	DE	NIA	ERGO Private Capital Komposit GmbH & Co. KG	Ownership	0.300	Münchener Rückversicherung AG		
							AF V Energy V AIV LPWilmington, Delaware	DE	NIA	ERGO Private Capital Komposit GmbH & Co. KG	Ownership	0.100	Münchener Rückversicherung AG		
							AF V BD AIV LPWilmington, Delaware	DE	NIA	ERGO Private Capital Komposit GmbH & Co. KG	Ownership	0.100	Münchener Rückversicherung AG		
							KKR GLOBAL INFRASTRUCTURE INVESTORS (WATER) LPWilmington, Delaware	DE	NIA	ERGO Private Capital Komposit GmbH & Co. KG	Ownership	0.600	Münchener Rückversicherung AG		
							Lindsay Goldberg IV - A REIT AIV LPWilmington, Delaware	DE	NIA	ERGO Private Capital Komposit GmbH & Co. KG	Ownership	0.700	Münchener Rückversicherung AG		

97.22

ANNUAL STATEMENT FOR THE YEAR 2021 OF THE American Modern Property and Casualty Insurance Company

SCHEDULE Y

PART 1A - DETAIL OF INSURANCE HOLDING COMPANY SYSTEM

1	2	3	4	5	6	7	8	9	10	11	12	13	14	15	16
Group Code	Group Name	NAIC Company Code	ID Number	Federal RSSD	CIK	Name of Securities Exchange if Publicly Traded (U.S. or International)	Names of Parent, Subsidiaries Or Affiliates	Domiciliary Location	Relationship to Reporting Entity	Directly Controlled by (Name of Entity/Person)	Type of Control (Ownership, Board, Management, Attorney-in-Fact, Influence, Other)	If Control is Ownership Provide Percentage	Ultimate Controlling Entity(ies)/Person(s)	Is an SCA Filing Required? (Yes/No)	*
							BCEC X Holdings AIV 3 LPSt. Peter Port Harvest Partners IX (Parallel) LPWilmington, Delaware	GBR	NIA	ERGO Private Capital Komposit GmbH & Co. KG	Ownership	0.000	Münchener Rückversicherung AG		
							Wight Ventures S.A.R.L.Luxemburg Siemens Global Innovation Partners I GmbH & Co. KG München	LUX	NIA	ERGO Private Capital Komposit GmbH & Co. KG	Ownership	0.700	Münchener Rückversicherung AG		
							PAI Europe V – 1 L.P.St. Peter Port	GBR	NIA	ERGO Private Capital Komposit GmbH & Co. KG	Ownership	0.200	Münchener Rückversicherung AG		
							BC European Capital IX-8 LPSt. Peter Port The Founders Fund IV, L.P.Wilmington, Delaware	GBR	NIA	ERGO Private Capital Komposit GmbH & Co. KG	Ownership	1.300	Münchener Rückversicherung AG		
							Global Infrastructure Partners III-C2, L.P.London Crescent Mezzanine Partners VIII, L.P.Wilmington, Delaware	GBR	NIA	ERGO Private Capital Komposit GmbH & Co. KG	Ownership	2.000	Münchener Rückversicherung AG		
							DIF Infrastructure V S.C.SLuxemburg	DEU	NIA	ERGO Private Capital Komposit GmbH & Co. KG	Ownership	2.600	Münchener Rückversicherung AG		
							Triton Fund V, L.P.St. Helier	DEU	NIA	ERGO Private Capital Komposit GmbH & Co. KG	Ownership	0.200	Münchener Rückversicherung AG		
							Lindsay Goldberg V L.P.Wilmington, Delaware Greenspring Global Partners IX-B L.P.Owings Mills, Maryland	LUX	NIA	ERGO Private Capital Komposit GmbH & Co. KG	Ownership	0.300	Münchener Rückversicherung AG		
							New Enterprise Associates 17 L.P.Wilmington, Delaware Global Infrastructure Partners IV – C2 L.P.Luxemburg	GBR	NIA	ERGO Private Capital Komposit GmbH & Co. KG	Ownership	0.100	Münchener Rückversicherung AG		
							A10 EUR Feeder L.P.St. Peter Port Oak Hill Capital Partners V (Offshore) L.P.George Town, Grand Cayman Lindsay Goldberg V AIV LPWilmington, Delaware	DEU	NIA	ERGO Private Capital Komposit GmbH & Co. KG	Ownership	0.400	Münchener Rückversicherung AG		
							Francisco Partners III L.P.Wilmington, Delaware Oaktree Opportunities Fund VIII L.P.George Town, Grand Cayman Energy Investors XV (Scotland) L.P.Washington, D.C.	DEU	NIA	ERGO Private Capital Komposit GmbH & Co. KG	Ownership	0.100	Münchener Rückversicherung AG		
							Park Square Capital Partners II L.P.St. Peter Port Greenspring Global Partners V-B L.P.Wilmington, Delaware	GBR	NIA	ERGO Private Capital Komposit GmbH & Co. KG	Ownership	0.200	Münchener Rückversicherung AG		
							Macquarie European Infrastructure Fund 4 L.P.St. Peter Port Collier International Partners Fund VI, L.P.St. Peter Port	GBR	NIA	ERGO Private Capital Komposit GmbH & Co. KG	Ownership	1.500	Münchener Rückversicherung AG		
							Ares Corporate Opportunities Fund IV L.P.Wilmington, Delaware Pantheon Asia Fund VI L.P.Wilmington, Delaware	MD	NIA	ERGO Private Capital Komposit GmbH & Co. KG	Ownership	3.500	Münchener Rückversicherung AG		
								GBR	NIA	ERGO Private Capital Komposit GmbH & Co. KG	Ownership	0.300	Münchener Rückversicherung AG		
								GBR	NIA	ERGO Private Capital Komposit GmbH & Co. KG	Ownership	0.200	Münchener Rückversicherung AG		
								CA	NIA	ERGO Private Capital Komposit GmbH & Co. KG	Ownership	0.300	Münchener Rückversicherung AG		
								CA	NIA	ERGO Private Capital Komposit GmbH & Co. KG	Ownership	1.500	Münchener Rückversicherung AG		

97.23

ANNUAL STATEMENT FOR THE YEAR 2021 OF THE American Modern Property and Casualty Insurance Company

SCHEDULE Y

PART 1A - DETAIL OF INSURANCE HOLDING COMPANY SYSTEM

1	2	3	4	5	6	7	8	9	10	11	12	13	14	15	16
Group Code	Group Name	NAIC Company Code	ID Number	Federal RSSD	CIK	Name of Securities Exchange if Publicly Traded (U.S. or International)	Names of Parent, Subsidiaries Or Affiliates	Domiciliary Location	Relationship to Reporting Entity	Directly Controlled by (Name of Entity/Person)	Type of Control (Ownership, Board, Management, Attorney-in-Fact, Influence, Other)	If Control is Ownership Provide Percentage	Ultimate Controlling Entity(ies)/Person(s)	Is an SCA Filing Required? (Yes/No)	*
							Apollo Overseas Partners (Delaware) VIII, L.P. Wilmington, Delaware	NY	NIA	ERGO Private Capital Komposit GmbH & Co. KG	Ownership	1.000	Münchener Rückversicherung AG		
							EIG Energy Fund XVI (Scotland) L.P. Washington, D.C.	DC	NIA	ERGO Private Capital Komposit GmbH & Co. KG	Ownership	1.800	Münchener Rückversicherung AG		
							Macquarie Infrastructure Partner III, L.P. Wilmington, Delaware	NY	NIA	ERGO Private Capital Komposit GmbH & Co. KG	Ownership	0.400	Münchener Rückversicherung AG		
							KKR Global Infrastructure Investors II (EEA) L.P. London	GBR	NIA	ERGO Private Capital Komposit GmbH & Co. KG	Ownership	1.500	Münchener Rückversicherung AG		
							Park Square Capital Partners III L.P. St. Martin	FRA	NIA	ERGO Private Capital Komposit GmbH & Co. KG	Ownership	1.000	Münchener Rückversicherung AG		
							GBOF V Feeder 2 SC SLuxemburg	LUX	NIA	ERGO Private Capital Komposit GmbH & Co. KG	Ownership	1.800	Münchener Rückversicherung AG		
							The Founders Fund VI, L.P. Wilmington, Delaware	NY	NIA	ERGO Private Capital Komposit GmbH & Co. KG	Ownership	0.500	Münchener Rückversicherung AG		
							Apollo Overseas Partners IX, L.P. George Town, Grand Cayman	CYM	NIA	ERGO Private Capital Komposit GmbH & Co. KG	Ownership	0.500	Münchener Rückversicherung AG		
							Thoma Bravo Fund XIII L.P. Dover, Delaware	NY	NIA	ERGO Private Capital Komposit GmbH & Co. KG	Ownership	0.100	Münchener Rückversicherung AG		
							Thoma Bravo Fund XIII-P L.P. Dover, Delaware	NY	NIA	ERGO Private Capital Komposit GmbH & Co. KG	Ownership	0.100	Münchener Rückversicherung AG		
							Warburg Pincus Global Growth-E L.P. Wilmington, Delaware	NY	NIA	ERGO Private Capital Komposit GmbH & Co. KG	Ownership	0.200	Münchener Rückversicherung AG		
							ARES Special Opportunities Fund L.P. Wilmington, Delaware	NY	NIA	ERGO Private Capital Komposit GmbH & Co. KG	Ownership	0.200	Münchener Rückversicherung AG		
							Harvest Partners VIII (Parallell) L.P. Wilmington, Delaware	NY	NIA	ERGO Private Capital Komposit GmbH & Co. KG	Ownership	0.200	Münchener Rückversicherung AG		
							The Founders Fund VII L.P. Wilmington, Delaware	NY	NIA	ERGO Private Capital Komposit GmbH & Co. KG	Ownership	0.200	Münchener Rückversicherung AG		
							DIF Infrastructure VI Feeder S.C.S. Luxemburg	LUX	NIA	ERGO Private Capital Komposit GmbH & Co. KG	Ownership	0.500	Münchener Rückversicherung AG		
							Francisco Partners VI LP George Town, Grand Cayman	CYM	NIA	ERGO Private Capital Komposit GmbH & Co. KG	Ownership	0.100	Münchener Rückversicherung AG		
							ACOF VI (F) Feeder LP Wilmington, Delaware	NY	NIA	ERGO Private Capital Komposit GmbH & Co. KG	Ownership	0.500	Münchener Rückversicherung AG		
							AOP (DE) VIII (AIV I FC) LP George Town, Grand Cayman	CYM	NIA	ERGO Private Capital Komposit GmbH & Co. KG	Ownership	1.500	Münchener Rückversicherung AG		
							AOP (DE) VIII (AIV L-DEE III) LP Wilmington, Delaware	NY	NIA	ERGO Private Capital Komposit GmbH & Co. KG	Ownership	1.000	Münchener Rückversicherung AG		
							AOP (DE) VIII (AIV L-ZED) LP Wilmington, Delaware	NY	NIA	ERGO Private Capital Komposit GmbH & Co. KG	Ownership	1.000	Münchener Rückversicherung AG		
							AOP (DE) VIII (AIV-L) LP George Town, Grand Cayman	CYM	NIA	ERGO Private Capital Komposit GmbH & Co. KG	Ownership	0.100	Münchener Rückversicherung AG		
							AOP VIII (AIV L-CNV) LP Wilmington, Delaware	NY	NIA	ERGO Private Capital Komposit GmbH & Co. KG	Ownership	0.300	Münchener Rückversicherung AG		
							AP VIII (PCDH AIV) LP George Town, Grand Cayman	CYM	NIA	ERGO Private Capital Komposit GmbH & Co. KG	Ownership	0.100	Münchener Rückversicherung AG		
							ACOF IV BB AIV LP Wilmington, Delaware	NY	NIA	ERGO Private Capital Komposit GmbH & Co. KG	Ownership	0.300	Münchener Rückversicherung AG		
							AF IV Cayman AIV LP George Town, Grand Cayman	CYM	NIA	ERGO Private Capital Komposit GmbH & Co. KG	Ownership	0.300	Münchener Rückversicherung AG		
							ACOF IV CWC AIV Unblocked Feeder LP Wilmington, Delaware	NY	NIA	ERGO Private Capital Komposit GmbH & Co. KG	Ownership	0.600	Münchener Rückversicherung AG		
							AF IV Energy AIV A1 LP Wilmington, Delaware	NY	NIA	ERGO Private Capital Komposit GmbH & Co. KG	Ownership	2.500	Münchener Rückversicherung AG		

97.24

ANNUAL STATEMENT FOR THE YEAR 2021 OF THE American Modern Property and Casualty Insurance Company

SCHEDULE Y

PART 1A - DETAIL OF INSURANCE HOLDING COMPANY SYSTEM

1	2	3	4	5	6	7	8	9	10	11	12	13	14	15	16
Group Code	Group Name	NAIC Company Code	ID Number	Federal RSSD	CIK	Name of Securities Exchange if Publicly Traded (U.S. or International)	Names of Parent, Subsidiaries Or Affiliates	Domi-ciliary Location	Relation-ship to Reporting Entity	Directly Controlled by (Name of Entity/Person)	Type of Control (Ownership, Board, Management, Attorney-in-Fact, Influence, Other)	If Control is Ownership Provide Percentage	Ultimate Controlling Entity(ies)/Person(s)	Is an SCA Filing Re-quired? (Yes/No)	*
							ACOF IV Energy IV AIV LPWilmington, Delaware	NY	NIA	ERGO Private Capital Komposit GmbH & Co. KG	Ownership	0.300	Münchener Rückversicherung AG		
							ACOF IV Energy III AIV LPWilmington, Delaware	NY	NIA	ERGO Private Capital Komposit GmbH & Co. KG	Ownership	0.300	Münchener Rückversicherung AG		
							Blackstone Capital Partners (Cayman II) VI LPGeorge Town, Grand Cayman	CYM	NIA	ERGO Private Capital Komposit GmbH & Co. KG	Ownership	0.000	Münchener Rückversicherung AG		
							Blackstone Capital Partners (Cayman III) VI LPGeorge Town, Grand Cayman	CYM	NIA	ERGO Private Capital Komposit GmbH & Co. KG	Ownership	0.000	Münchener Rückversicherung AG		
							Blackstone Capital Partners (Cayman) VI BK - A LPGeorge Town, Grand Cayman	CYM	NIA	ERGO Private Capital Komposit GmbH & Co. KG	Ownership	0.000	Münchener Rückversicherung AG		
							Blackstone Capital Partners (Cayman) VI IT-A LPGeorge Town, Grand Cayman	CYM	NIA	ERGO Private Capital Komposit GmbH & Co. KG	Ownership	0.000	Münchener Rückversicherung AG		
							Blackstone Capital Partners (Cayman) VI LPGeorge Town, Grand Cayman	CYM	NIA	ERGO Private Capital Komposit GmbH & Co. KG	Ownership	0.000	Münchener Rückversicherung AG		
							Blackstone Capital Partners (Cayman) VI-Q LPGeorge Town, Grand Cayman	CYM	NIA	ERGO Private Capital Komposit GmbH & Co. KG	Ownership	0.000	Münchener Rückversicherung AG		
							Blackstone Capital Partners VI ITR LPWilmington, Delaware	NY	NIA	ERGO Private Capital Komposit GmbH & Co. KG	Ownership	0.000	Münchener Rückversicherung AG		
							Blackstone Capital Partners VI NQ/NF LPWilmington, Delaware	NY	NIA	ERGO Private Capital Komposit GmbH & Co. KG	Ownership	0.000	Münchener Rückversicherung AG		
							Blackstone Capital Partners VI NQ-E LPWilmington, Delaware	NY	NIA	ERGO Private Capital Komposit GmbH & Co. KG	Ownership	0.000	Münchener Rückversicherung AG		
							Blackstone Capital Partners VI-NQ LPWilmington, Delaware	NY	NIA	ERGO Private Capital Komposit GmbH & Co. KG	Ownership	0.000	Münchener Rückversicherung AG		
							Blackstone Capital Partners VI-Q LPWilmington, Delaware	NY	NIA	ERGO Private Capital Komposit GmbH & Co. KG	Ownership	0.000	Münchener Rückversicherung AG		
							Francisco Partners III (Domestic AIV) LPWilmington, Delaware	NY	NIA	ERGO Private Capital Komposit GmbH & Co. KG	Ownership	0.500	Münchener Rückversicherung AG		
							Francisco Partners III (Cayman) LPGeorge Town, Grand Cayman	CYM	NIA	ERGO Private Capital Komposit GmbH & Co. KG	Ownership	0.500	Münchener Rückversicherung AG		
							KKR Asian Fund III Japan AIV (EEA) LPGeorge Town, Grand Cayman	CYM	NIA	ERGO Private Capital Komposit GmbH & Co. KG	Ownership	0.300	Münchener Rückversicherung AG		
							KKR Asian Fund III Delaware AIV LPWilmington, Delaware	NY	NIA	ERGO Private Capital Komposit GmbH & Co. KG	Ownership	0.300	Münchener Rückversicherung AG		
							KKR Global Infrastructure Investors II EEA (NEP) LPWilmington, Delaware	NY	NIA	ERGO Private Capital Komposit GmbH & Co. KG	Ownership	1.500	Münchener Rückversicherung AG		
							KKR Global Infrastructure Investors II EEA (Rodeo) Wilmington, Delaware	NY	NIA	ERGO Private Capital Komposit GmbH & Co. KG	Ownership	1.600	Münchener Rückversicherung AG		
							KKR Global Infrastructure Investors III EEA EUR (Ascent)Wilmington, Delaware	NY	NIA	ERGO Private Capital Komposit GmbH & Co. KG	Ownership	0.400	Münchener Rückversicherung AG		
							KKR Global Infrastructure Investors III EEA EUR (Nitrogen) Wilmington, Delaware	NY	NIA	ERGO Private Capital Komposit GmbH & Co. KG	Ownership	0.400	Münchener Rückversicherung AG		
							KKR Global Infrastructure Investors III EEA EUR (Altitude) George Town, Grand Cayman	CYM	NIA	ERGO Private Capital Komposit GmbH & Co. KG	Ownership	0.400	Münchener Rückversicherung AG		
							MIP III GB AIV LPWilmington, Delaware	NY	NIA	ERGO Private Capital Komposit GmbH & Co. KG	Ownership	0.500	Münchener Rückversicherung AG		
							MIP III (REIT) AIV LPWilmington, Delaware	NY	NIA	ERGO Private Capital Komposit GmbH & Co. KG	Ownership	0.500	Münchener Rückversicherung AG		
							MIP III (ECI) AIV LPWilmington, Delaware	NY	NIA	ERGO Private Capital Komposit GmbH & Co. KG	Ownership	0.400	Münchener Rückversicherung AG		
							Oaktree Opportunities Fund VIII AIF (Delaware) LPWilmington, Delaware	NY	NIA	ERGO Private Capital Komposit GmbH & Co. KG	Ownership	0.400	Münchener Rückversicherung AG		
							Oaktree Opportunities Fund VIII AIF (Cayman) LP George Town, Grand Cayman	CYM	NIA	ERGO Private Capital Komposit GmbH & Co. KG	Ownership	0.400	Münchener Rückversicherung AG		

97.25

ANNUAL STATEMENT FOR THE YEAR 2021 OF THE American Modern Property and Casualty Insurance Company

SCHEDULE Y

PART 1A - DETAIL OF INSURANCE HOLDING COMPANY SYSTEM

1	2	3	4	5	6	7	8	9	10	11	12	13	14	15	16
Group Code	Group Name	NAIC Company Code	ID Number	Federal RSSD	CIK	Name of Securities Exchange if Publicly Traded (U.S. or International)	Names of Parent, Subsidiaries Or Affiliates	Domiciliary Location	Relationship to Reporting Entity	Directly Controlled by (Name of Entity/Person)	Type of Control (Ownership, Board, Management, Attorney-in-Fact, Influence, Other)	If Control is Ownership Provide Percentage	Ultimate Controlling Entity(ies)/Person(s)	Is an SCA Filing Required? (Yes/No)	*
							Warburg Pincus Global Growth-E (Cayman) LP George Town, Grand Cayman	CYM	NIA	ERGO Private Capital Komposit GmbH & Co. KG	Ownership	0.200	Münchener Rückversicherung AG		
							Greenspring Global Partners X-B LP Wilmington, Delaware	NY	NIA	ERGO Private Capital Komposit GmbH & Co. KG	Ownership	0.400	Münchener Rückversicherung AG		
							Thoma Bravo Fund XIV LP Wilmington, Delaware	NY	NIA	ERGO Private Capital Komposit GmbH & Co. KG	Ownership	0.100	Münchener Rückversicherung AG		
							Scale Venture Partners VII LP Wilmington, Delaware	NY	NIA	ERGO Private Capital Komposit GmbH & Co. KG	Ownership	0.200	Münchener Rückversicherung AG		
							ARDIAN Americas Infrastructure Fund V LP Wilmington, Delaware	NY	NIA	ERGO Private Capital Komposit GmbH & Co. KG	Ownership	0.700	Münchener Rückversicherung AG		
							Bessemer Venture Partners XI Institutional LP George Town, Grand Cayman	CYM	NIA	ERGO Private Capital Komposit GmbH & Co. KG	Ownership	0.100	Münchener Rückversicherung AG		
							ASOF HOS AIV 2 LP Wilmington, Delaware	NY	NIA	ERGO Private Capital Komposit GmbH & Co. KG	Ownership	0.200	Münchener Rückversicherung AG		
							MIP III TOWERS LLC Wilmington, Delaware	NY	NIA	ERGO Private Capital Komposit GmbH & Co. KG	Ownership	0.400	Münchener Rückversicherung AG		
							Access Capital Fund IV L.P. St. Peter Port	GBR	NIA	ERGO Private Capital Komposit GmbH & Co. KG	Ownership	1.800	Münchener Rückversicherung AG		
							Pantheon Asia Fund V L.P. St. Peter Port	GBR	NIA	ERGO Private Capital Komposit GmbH & Co. KG	Ownership	0.600	Münchener Rückversicherung AG		
							Schroders Capital Private Equity Europe IV B C.V. Willemstad, Curacao	ANT	NIA	ERGO Private Capital Komposit GmbH & Co. KG	Ownership	1.100	Münchener Rückversicherung AG		
							CVC European Equity Partners V (A) L.P. George Town, Grand Cayman	CYM	NIA	ERGO Private Capital Komposit GmbH & Co. KG	Ownership	0.100	Münchener Rückversicherung AG		
							Greenspring Global Partners IV-B L.P. Wilmington, Delaware	DE	NIA	ERGO Private Capital Komposit GmbH & Co. KG	Ownership	1.400	Münchener Rückversicherung AG		
							TowerBrook Investors III, L.P. George Town, Grand Cayman	CYM	NIA	ERGO Private Capital Komposit GmbH & Co. KG	Ownership	0.200	Münchener Rückversicherung AG		
							Blackstone Capital Partners VI L.P. Wilmington, Delaware	DE	NIA	ERGO Private Capital Komposit GmbH & Co. KG	Ownership	0.200	Münchener Rückversicherung AG		
							Access Capital Fund V LP Growth Buy-Out Europe St. Peter Port	GBR	NIA	ERGO Private Capital Komposit GmbH & Co. KG	Ownership	1.100	Münchener Rückversicherung AG		
							Index Ventures Growth II (Jersey), L.P. St. Helier	GBR	NIA	ERGO Private Capital Komposit GmbH & Co. KG	Ownership	1.300	Münchener Rückversicherung AG		
							Greenspring Global Partners VII-B L.P. George Town, Grand Cayman	CYM	NIA	ERGO Private Capital Komposit GmbH & Co. KG	Ownership	1.800	Münchener Rückversicherung AG		
							BCEC IX Holdings AIV 3 LP St. Peter Port	GBR	NIA	ERGO Private Capital Komposit GmbH & Co. KG	Ownership	0.000	Münchener Rückversicherung AG		
							EQT VIII (No.3) SCSp Luxemburg	LUX	NIA	ERGO Private Capital Komposit GmbH & Co. KG	Ownership	4.300	Münchener Rückversicherung AG		
							IK IX Fund LP Feeder SCSp Luxemburg	LUX	NIA	ERGO Private Capital Komposit GmbH & Co. KG	Ownership	5.700	Münchener Rückversicherung AG		
							EQT IX (No. 3) SCSp Luxemburg	LUX	NIA	ERGO Private Capital Komposit GmbH & Co. KG	Ownership	2.500	Münchener Rückversicherung AG		
							Broad Street Loan Partners IV Offshore - Unlevered B, SLP Luxemburg	LUX	NIA	ERGO Private Capital Komposit GmbH & Co. KG	Ownership	8.000	Münchener Rückversicherung AG		
							HPS Specialty Loan Europe Fund V SCSp Luxemburg	LUX	NIA	ERGO Private Capital Komposit GmbH & Co. KG	Ownership	4.000	Münchener Rückversicherung AG		
							MIP V DIRECT EU PARTNERS SCSp Luxemburg	LUX	NIA	ERGO Private Capital Komposit GmbH & Co. KG	Ownership	6.000	Münchener Rückversicherung AG		
							Macquarie European Infrastructure Fund 5 SCSp Luxemburg	LUX	NIA	ERGO Private Capital Komposit GmbH & Co. KG	Ownership	0.900	Münchener Rückversicherung AG		
							KKR Asian Fund III (EEA) SCSp Luxemburg	LUX	NIA	ERGO Private Capital Komposit GmbH & Co. KG	Ownership	0.300	Münchener Rückversicherung AG		

ANNUAL STATEMENT FOR THE YEAR 2021 OF THE American Modern Property and Casualty Insurance Company

SCHEDULE Y

PART 1A - DETAIL OF INSURANCE HOLDING COMPANY SYSTEM

1	2	3	4	5	6	7	8	9	10	11	12	13	14	15	16
Group Code	Group Name	NAIC Company Code	ID Number	Federal RSSD	CIK	Name of Securities Exchange if Publicly Traded (U.S. or International)	Names of Parent, Subsidiaries Or Affiliates	Domiciliary Location	Relationship to Reporting Entity	Directly Controlled by (Name of Entity/Person)	Type of Control (Ownership, Board, Management, Attorney-in-Fact, Influence, Other)	If Control is Ownership Provide Percentage	Ultimate Controlling Entity(ies)/Person(s)	Is an SCA Filing Required? (Yes/No)	*
							Macquarie Super Core Infrastructure SCSpLuxemburg	LUX	NIA	ERGO Private Capital Komposit GmbH & Co. KG	Ownership	0.200	Münchener Rückversicherung AG		
							KKR Global Infrastructure Investors III EEA (EUR) SCSpLuxemburg	LUX	NIA	ERGO Private Capital Komposit GmbH & Co. KG	Ownership	0.400	Münchener Rückversicherung AG		
							CapVest Equity Partners IV SCSpLuxemburg	LUX	NIA	ERGO Private Capital Komposit GmbH & Co. KG	Ownership	0.300	Münchener Rückversicherung AG		
							ICG Europe Fund VII Feeder SCSpLuxemburg	LUX	NIA	ERGO Private Capital Komposit GmbH & Co. KG	Ownership	0.200	Münchener Rückversicherung AG		
							Macquarie European Infrastructure Fund 6 SCSpLuxemburg	LUX	NIA	ERGO Private Capital Komposit GmbH & Co. KG	Ownership	0.100	Münchener Rückversicherung AG		
							Permira VII L.P.2 SCSpLuxemburg	LUX	NIA	ERGO Private Capital Komposit GmbH & Co. KG	Ownership	0.100	Münchener Rückversicherung AG		
							North Haven Infrastructure Partners III SCSpLuxemburg	LUX	NIA	ERGO Private Capital Komposit GmbH & Co. KG	Ownership	0.200	Münchener Rückversicherung AG		
							KKR Asian Fund IV SCSpLuxemburg	LUX	NIA	ERGO Private Capital Komposit GmbH & Co. KG	Ownership	0.000	Münchener Rückversicherung AG		
							EQT Camera Side Car (No. 3) SCSpLuxemburg	LUX	NIA	ERGO Private Capital Komposit GmbH & Co. KG	Ownership	0.100	Münchener Rückversicherung AG		
							Ares Capital Europe V (E) UnleveredLuxemburg	LUX	NIA	ERGO Private Capital Komposit GmbH & Co. KG	Ownership	0.700	Münchener Rückversicherung AG		
							ICG Europe Fund VIII Feeder SCSpLuxemburg	LUX	NIA	ERGO Private Capital Komposit GmbH & Co. KG	Ownership	0.100	Münchener Rückversicherung AG		
							Macquarie Infrastructure Partners V SCSpLuxemburg	LUX	NIA	ERGO Private Capital Komposit GmbH & Co. KG	Ownership	0.100	Münchener Rückversicherung AG		
							Collier International Partners VIII Luxembourg SLPLeudelange	LUX	NIA	ERGO Private Capital Komposit GmbH & Co. KG	Ownership	0.300	Münchener Rückversicherung AG		
							Earlybird DIES Fund VII GmbH & Co. KG München	DEU	NIA	ERGO Private Capital Pensionskasse GmbH	Ownership	3.000	Münchener Rückversicherung AG		
							North Haven Infrastructure German Investors, LP George Town, Grand Cayman	CYM	NIA	ERGO Private Capital Pensionskasse GmbH	Ownership	1.500	Münchener Rückversicherung AG		
							BC European Capital X - 5A LP London	GBR	NIA	ERGO Private Capital Pensionskasse GmbH	Ownership	0.500	Münchener Rückversicherung AG		
							ARDIAN German Feeder Expansion Fund V S.L.P.Paris	FRA	NIA	ERGO Private Capital Pensionskasse GmbH	Ownership	1.900	Münchener Rückversicherung AG		
							Warburg Pincus Global Growth-E (E&P)-1 LP Wilmington, Delaware	NY	NIA	ERGO Private Capital Pensionskasse GmbH	Ownership	0.200	Münchener Rückversicherung AG		
							Capital Dynamics Champion Ventures VI, LP Dover, Delaware	CA	NIA	ERGO Private Capital Pensionskasse GmbH	Ownership	0.300	Münchener Rückversicherung AG		
							HRJ Global Buy-Out III (U.S.), LP Dover, Delaware	CA	NIA	ERGO Private Capital Pensionskasse GmbH	Ownership	0.400	Münchener Rückversicherung AG		
							APEP Dachfonds GmbH & Co. KG München	DEU	NIA	ERGO Private Capital Pensionskasse GmbH	Ownership	0.100	Münchener Rückversicherung AG		
							Schroder Adveq Europe III L.P. Wilmington, Delaware	DE	NIA	ERGO Private Capital Pensionskasse GmbH	Ownership	0.200	Münchener Rückversicherung AG		
							Schroders Capital Private Equity US II C.V. Willemstad, Curacao	ANT	NIA	ERGO Private Capital Pensionskasse GmbH	Ownership	0.100	Münchener Rückversicherung AG		
							ARDIAN LBO Fund VI A S.L.P.Paris	FRA	NIA	ERGO Private Capital Pensionskasse GmbH	Ownership	0.000	Münchener Rückversicherung AG		
							A9 EUR (Feeder) L.P. St. Peter Port	GBR	NIA	ERGO Private Capital Pensionskasse GmbH	Ownership	0.000	Münchener Rückversicherung AG		
							Greenspring Global Partners VIII L.P. George Town, Grand Cayman	CYM	NIA	ERGO Private Capital Pensionskasse GmbH	Ownership	0.100	Münchener Rückversicherung AG		
							New Enterprise Associates 16, L.P. Wilmington, Delaware	DE	NIA	ERGO Private Capital Pensionskasse GmbH	Ownership	0.000	Münchener Rückversicherung AG		
							Apollo Overseas Partners (Delaware AIV) IX LP George Town, Grand Cayman	CYM	NIA	ERGO Private Capital Pensionskasse GmbH	Ownership	0.000	Münchener Rückversicherung AG		
							BCEC X Holdings AIV 3 LP St. Peter Port	GBR	NIA	ERGO Private Capital Pensionskasse GmbH	Ownership	0.000	Münchener Rückversicherung AG		

97.27

ANNUAL STATEMENT FOR THE YEAR 2021 OF THE American Modern Property and Casualty Insurance Company

SCHEDULE Y

PART 1A - DETAIL OF INSURANCE HOLDING COMPANY SYSTEM

1	2	3	4	5	6	7	8	9	10	11	12	13	14	15	16
Group Code	Group Name	NAIC Company Code	ID Number	Federal RSSD	CIK	Name of Securities Exchange if Publicly Traded (U.S. or International)	Names of Parent, Subsidiaries Or Affiliates	Domiciliary Location	Relationship to Reporting Entity	Directly Controlled by (Name of Entity/Person)	Type of Control (Ownership, Board, Management, Attorney-in-Fact, Influence, Other)	If Control is Ownership Provide Percentage	Ultimate Controlling Entity(ies)/Person(s)	Is an SCA Filing Required? (Yes/No)	*
							Siemens Global Innovation Partners I GmbH & Co. KG/München	DEU	NIA	ERGO Private Capital Pensionskasse GmbH	Ownership	0.200	Münchener Rückversicherung AG		
							PAI Europe V – 1 L.P.St. Peter Port	GBR	NIA	ERGO Private Capital Pensionskasse GmbH	Ownership	0.000	Münchener Rückversicherung AG		
							Global Infrastructure Partners III-C2, L.P.London	GBR	NIA	ERGO Private Capital Pensionskasse GmbH	Ownership	0.400	Münchener Rückversicherung AG		
							Crescent Mezzanine Partners VIII, L.P.Wilmington, Delaware	DE	NIA	ERGO Private Capital Pensionskasse GmbH	Ownership	0.000	Münchener Rückversicherung AG		
							DIF Infrastructure V S.C.S.Luxemburg	LUX	NIA	ERGO Private Capital Pensionskasse GmbH	Ownership	0.100	Münchener Rückversicherung AG		
							Nordic Capital IX Beta L.P.St. Helier	GBR	NIA	ERGO Private Capital Pensionskasse GmbH	Ownership	0.000	Münchener Rückversicherung AG		
							Triton Fund V, L.P.St. Helier	GBR	NIA	ERGO Private Capital Pensionskasse GmbH	Ownership	0.000	Münchener Rückversicherung AG		
							ARDIAN Infrastructure Fund V B S.C.S., SICAV-RAIFLuxemburg	LUX	NIA	ERGO Private Capital Pensionskasse GmbH	Ownership	0.300	Münchener Rückversicherung AG		
							Lindsay Goldberg V L.P.Wilmington, Delaware	DE	NIA	ERGO Private Capital Pensionskasse GmbH	Ownership	0.100	Münchener Rückversicherung AG		
							Greenspring Global Partners IX-B L.P.Owings Mills, Maryland	DE	NIA	ERGO Private Capital Pensionskasse GmbH	Ownership	0.100	Münchener Rückversicherung AG		
							New Enterprise Associates 17 L.P.Wilmington, Delaware	DE	NIA	ERGO Private Capital Pensionskasse GmbH	Ownership	0.000	Münchener Rückversicherung AG		
							Global Infrastructure Partners IV – C2 L.P.Luxemburg	LUX	NIA	ERGO Private Capital Pensionskasse GmbH	Ownership	0.100	Münchener Rückversicherung AG		
							A10 EUR Feeder L.P.St. Peter Port	GBR	NIA	ERGO Private Capital Pensionskasse GmbH	Ownership	0.100	Münchener Rückversicherung AG		
							Oak Hill Capital Partners V (Offshore) L.P.George Town, Grand Cayman	CYM	NIA	ERGO Private Capital Pensionskasse GmbH	Ownership	0.100	Münchener Rückversicherung AG		
							Lindsay Goldberg V AIV LPWilmington, Delaware	DE	NIA	ERGO Private Capital Pensionskasse GmbH	Ownership	0.100	Münchener Rückversicherung AG		
							Global Infrastructure Partners – C L.P.St. Peter Port	GBR	NIA	ERGO Private Capital Pensionskasse GmbH	Ownership	0.000	Münchener Rückversicherung AG		
							Ares Corporate Opportunities Fund III L.P.Wilmington, Delaware	CA	NIA	ERGO Private Capital Pensionskasse GmbH	Ownership	0.000	Münchener Rückversicherung AG		
							Apollo Overseas Partners IX, L.P.George Town, Grand Cayman	CYM	NIA	ERGO Private Capital Pensionskasse GmbH	Ownership	0.100	Münchener Rückversicherung AG		
							Warburg Pincus Global Growth-E L.P.Wilmington, Delaware	NY	NIA	ERGO Private Capital Pensionskasse GmbH	Ownership	0.100	Münchener Rückversicherung AG		
							ARES Special Opportunities Fund L.P.Wilmington, Delaware	NY	NIA	ERGO Private Capital Pensionskasse GmbH	Ownership	0.100	Münchener Rückversicherung AG		
							Harvest Partners VIII (Parallel) L.P.Wilmington, Delaware	NY	NIA	ERGO Private Capital Pensionskasse GmbH	Ownership	0.000	Münchener Rückversicherung AG		
							DIF Infrastructure VI Feeder S.C.S.Luxemburg	LUX	NIA	ERGO Private Capital Pensionskasse GmbH	Ownership	0.100	Münchener Rückversicherung AG		
							Francisco Partners VI LPGeorge Town, Grand Cayman	CYM	NIA	ERGO Private Capital Pensionskasse GmbH	Ownership	0.000	Münchener Rückversicherung AG		
							ACOF VI (F) Feeder LPWilmington, Delaware	NY	NIA	ERGO Private Capital Pensionskasse GmbH	Ownership	0.100	Münchener Rückversicherung AG		
							AOP (DE) VIII (AIV-L) LPGeorge Town, Grand Cayman	CYM	NIA	ERGO Private Capital Pensionskasse GmbH	Ownership	0.000	Münchener Rückversicherung AG		
							GIP-C AIV 2 LPSt. Peter Port	GBR	NIA	ERGO Private Capital Pensionskasse GmbH	Ownership	0.000	Münchener Rückversicherung AG		
							GIP-C FinanceCo LPSt. Peter Port	GBR	NIA	ERGO Private Capital Pensionskasse GmbH	Ownership	0.000	Münchener Rückversicherung AG		
							GIP-C Ports Jersey LPSt. Helier	GBR	NIA	ERGO Private Capital Pensionskasse GmbH	Ownership	0.000	Münchener Rückversicherung AG		
							KKR Asian Fund III Japan AIV (EEA) LPGeorge Town, Grand Cayman	CYM	NIA	ERGO Private Capital Pensionskasse GmbH	Ownership	0.100	Münchener Rückversicherung AG		
							KKR Asian Fund III Delaware AIV LPWilmington, Delaware	NY	NIA	ERGO Private Capital Pensionskasse GmbH	Ownership	0.100	Münchener Rückversicherung AG		
							KKR Global Infrastructure Investors III EEA EUR (Ascent)Wilmington, Delaware	NY	NIA	ERGO Private Capital Pensionskasse GmbH	Ownership	0.500	Münchener Rückversicherung AG		
							KKR Global Infrastructure Investors III EEA EUR (Nitrogen) Wilmington, Delaware	NY	NIA	ERGO Private Capital Pensionskasse GmbH	Ownership	0.400	Münchener Rückversicherung AG		

ANNUAL STATEMENT FOR THE YEAR 2021 OF THE American Modern Property and Casualty Insurance Company

SCHEDULE Y

PART 1A - DETAIL OF INSURANCE HOLDING COMPANY SYSTEM

1	2	3	4	5	6	7	8	9	10	11	12	13	14	15	16
Group Code	Group Name	NAIC Company Code	ID Number	Federal RSSD	CIK	Name of Securities Exchange if Publicly Traded (U.S. or International)	Names of Parent, Subsidiaries Or Affiliates	Domiciliary Location	Relationship to Reporting Entity	Directly Controlled by (Name of Entity/Person)	Type of Control (Ownership, Board, Management, Attorney-in-Fact, Influence, Other)	If Control is Ownership Provide Percentage	Ultimate Controlling Entity(ies)/Person(s)	Is an SCA Filing Required? (Yes/No)	*
							KKR Global Infrastructure Investors III EEA EUR (Altitude) George Town, Grand Cayman	.CYM	NIA	ERGO Private Capital Pensionskasse GmbH	Ownership	0.400	Münchener Rückversicherung AG		
							Warburg Pincus Global Growth-E (Cayman) LP George Town, Grand Cayman	.CYM	NIA	ERGO Private Capital Pensionskasse GmbH	Ownership	0.100	Münchener Rückversicherung AG		
							AF III Cayman AIV LP George Town, Grand Cayman	.CYM	NIA	ERGO Private Capital Pensionskasse GmbH	Ownership	0.000	Münchener Rückversicherung AG		
							Greenspring Global Partners X-B LP Wilmington, Delaware	.NY	NIA	ERGO Private Capital Pensionskasse GmbH	Ownership	0.000	Münchener Rückversicherung AG		
							Thoma Bravo Fund XIV LP Wilmington, Delaware	.NY	NIA	ERGO Private Capital Pensionskasse GmbH	Ownership	0.000	Münchener Rückversicherung AG		
							Scale Venture Partners VII LP Wilmington, Delaware	.NY	NIA	ERGO Private Capital Pensionskasse GmbH	Ownership	0.000	Münchener Rückversicherung AG		
							ARDIAN Americas Infrastructure Fund V LP Wilmington, Delaware	.NY	NIA	ERGO Private Capital Pensionskasse GmbH	Ownership	0.100	Münchener Rückversicherung AG		
							Partners Group Direct Equity 2019 (EUR) S.C.A., SICAV-RAIF Luxembourg	.LUX	NIA	ERGO Private Capital Pensionskasse GmbH	Ownership	0.500	Münchener Rückversicherung AG		
							ASOF HOS AIV 2 LP Wilmington, Delaware	.NY	NIA	ERGO Private Capital Pensionskasse GmbH	Ownership	0.100	Münchener Rückversicherung AG		
							Access Capital Fund IV L.P. St. Peter Port Grand Cayman	.GBR	NIA	ERGO Private Capital Pensionskasse GmbH	Ownership	0.200	Münchener Rückversicherung AG		
							EIG Energy Fund XIV (Cayman) L.P. George Town, Grand Cayman	.CYM	NIA	ERGO Private Capital Pensionskasse GmbH	Ownership	0.200	Münchener Rückversicherung AG		
							Pantheon Asia Fund V L.P. St. Peter Port	.GBR	NIA	ERGO Private Capital Pensionskasse GmbH	Ownership	0.100	Münchener Rückversicherung AG		
							Schroders Capital Private Equity Europe IV B C.V. Willemstad, Curacao	.ANT	NIA	ERGO Private Capital Pensionskasse GmbH	Ownership	0.200	Münchener Rückversicherung AG		
							CVC European Equity Partners V (A) L.P. George Town, Grand Cayman	.CYM	NIA	ERGO Private Capital Pensionskasse GmbH	Ownership	0.000	Münchener Rückversicherung AG		
							Greenspring Global Partners IV-B L.P. Wilmington, Delaware	.DE	NIA	ERGO Private Capital Pensionskasse GmbH	Ownership	0.100	Münchener Rückversicherung AG		
							TowerBrook Investors III, L.P. George Town, Grand Cayman	.CYM	NIA	ERGO Private Capital Pensionskasse GmbH	Ownership	0.000	Münchener Rückversicherung AG		
							EQT VIII (No. 3) SCS Luxembourg	.LUX	NIA	ERGO Private Capital Pensionskasse GmbH	Ownership	0.900	Münchener Rückversicherung AG		
							IK IX Fund LP Feeder SCS Luxembourg	.LUX	NIA	ERGO Private Capital Pensionskasse GmbH	Ownership	0.900	Münchener Rückversicherung AG		
							EQT IX (No. 3) SCS Luxembourg	.LUX	NIA	ERGO Private Capital Pensionskasse GmbH	Ownership	0.300	Münchener Rückversicherung AG		
							Broad Street Loan Partners IV Offshore – Unlevered B, SLP Luxembourg	.LUX	NIA	ERGO Private Capital Pensionskasse GmbH	Ownership	0.400	Münchener Rückversicherung AG		
							HPS Specialty Loan Europe Fund V SCS Luxembourg	.LUX	NIA	ERGO Private Capital Pensionskasse GmbH	Ownership	1.500	Münchener Rückversicherung AG		
							MIP V DIRECT EU PARTNERS SCS Luxembourg	.LUX	NIA	ERGO Private Capital Pensionskasse GmbH	Ownership	1.500	Münchener Rückversicherung AG		
							Macquarie European Infrastructure Fund 5 SCS Luxembourg	.LUX	NIA	ERGO Private Capital Pensionskasse GmbH	Ownership	0.100	Münchener Rückversicherung AG		
							KKR Asian Fund III (EEA) SCS Luxembourg	.LUX	NIA	ERGO Private Capital Pensionskasse GmbH	Ownership	0.100	Münchener Rückversicherung AG		
							Macquarie Super Core Infrastructure SCS Luxembourg	.LUX	NIA	ERGO Private Capital Pensionskasse GmbH	Ownership	0.100	Münchener Rückversicherung AG		
							KKR Global Infrastructure Investors III EEA (EUR) SCS Luxembourg	.LUX	NIA	ERGO Private Capital Pensionskasse GmbH	Ownership	0.400	Münchener Rückversicherung AG		
							InfraVia European Fund IV SCS Luxembourg	.LUX	NIA	ERGO Private Capital Pensionskasse GmbH	Ownership	0.300	Münchener Rückversicherung AG		
							CapVest Equity Partners IV SCS Luxembourg	.LUX	NIA	ERGO Private Capital Pensionskasse GmbH	Ownership	0.100	Münchener Rückversicherung AG		
							ICG Europe Fund VII Feeder SCS Luxembourg	.LUX	NIA	ERGO Private Capital Pensionskasse GmbH	Ownership	0.100	Münchener Rückversicherung AG		
							Macquarie European Infrastructure Fund 6 SCS Luxembourg	.LUX	NIA	ERGO Private Capital Pensionskasse GmbH	Ownership	0.100	Münchener Rückversicherung AG		
							EQT Infrastructure IV (No. 2) EUR SCS Luxembourg	.LUX	NIA	ERGO Private Capital Pensionskasse GmbH	Ownership	0.200	Münchener Rückversicherung AG		
							North Haven Infrastructure Partners III SCS Luxembourg	.LUX	NIA	ERGO Private Capital Pensionskasse GmbH	Ownership	0.000	Münchener Rückversicherung AG		
							KKR Asian Fund IV SCS Luxembourg	.LUX	NIA	ERGO Private Capital Pensionskasse GmbH	Ownership	0.000	Münchener Rückversicherung AG		
							EQT Camera Side Car (No. 3) SCS Luxembourg	.LUX	NIA	ERGO Private Capital Pensionskasse GmbH	Ownership	0.000	Münchener Rückversicherung AG		

ANNUAL STATEMENT FOR THE YEAR 2021 OF THE American Modern Property and Casualty Insurance Company

SCHEDULE Y

PART 1A - DETAIL OF INSURANCE HOLDING COMPANY SYSTEM

1	2	3	4	5	6	7	8	9	10	11	12	13	14	15	16
Group Code	Group Name	NAIC Company Code	ID Number	Federal RSSD	CIK	Name of Securities Exchange if Publicly Traded (U.S. or International)	Names of Parent, Subsidiaries Or Affiliates	Domiciliary Location	Relationship to Reporting Entity	Directly Controlled by (Name of Entity/Person)	Type of Control (Ownership, Board, Management, Attorney-in-Fact, Influence, Other)	If Control is Ownership Provide Percentage	Ultimate Controlling Entity(ies)/Person(s)	Is an SCA Filing Required? (Yes/No)	*
							Ares Capital Europe V (E) UnleveredLuxemburg	.LUX	NIA	ERGO Private Capital Pensionskasse GmbH	Ownership	0.000	Münchener Rückversicherung AG		
							EQT Saber Side Car (No.1) EUR SCSpLuxemburg	.LUX	NIA	ERGO Private Capital Pensionskasse GmbH	Ownership	0.000	Münchener Rückversicherung AG		
							IOG Europe Fund VIII Feeder SCSpLuxemburg	.LUX	NIA	ERGO Private Capital Pensionskasse GmbH	Ownership	0.100	Münchener Rückversicherung AG		
							Macquarie Infrastructure Partners V SCSpLuxemburg	.LUX	NIA	ERGO Private Capital Pensionskasse GmbH	Ownership	0.000	Münchener Rückversicherung AG		
							Collier International Partners VIII Luxembourg SLPLLeudelage	.LUX	NIA	ERGO Private Capital Pensionskasse GmbH	Ownership	0.100	Münchener Rückversicherung AG		
							North Haven Infrastructure German Investors, LPGeorge Town, Grand Cayman	.CYM	NIA	ERGO Private Capital Victoria Leben GmbH	Ownership	7.800	Münchener Rückversicherung AG		
							BC European Capital X - 5A LPLondon	.GBR	NIA	ERGO Private Capital Victoria Leben GmbH	Ownership	2.400	Münchener Rückversicherung AG		
							ARDIAN German Feeder Expansion Fund V S.L.P.Paris	.FRA	NIA	ERGO Private Capital Victoria Leben GmbH	Ownership	9.700	Münchener Rückversicherung AG		
							Warburg Pincus Global Growth-E (E&P)-1 LPWilmington, Delaware	.NY	NIA	ERGO Private Capital Victoria Leben GmbH	Ownership	1.200	Münchener Rückversicherung AG		
							Capital Dynamics Champion Ventures VI, LPDover, Delaware	.CA	NIA	ERGO Private Capital Victoria Leben GmbH	Ownership	1.600	Münchener Rückversicherung AG		
							HRJ Global Buy-Out III (U.S.), LPDover, Delaware	.CA	NIA	ERGO Private Capital Victoria Leben GmbH	Ownership	2.200	Münchener Rückversicherung AG		
							APEP Dachfonds GmbH & Co. KGMDnchen	.DEU	NIA	ERGO Private Capital Victoria Leben GmbH	Ownership	0.700	Münchener Rückversicherung AG		
							Schroder Advex Europe III L.P.Wilmington, Delaware	.DE	NIA	ERGO Private Capital Victoria Leben GmbH	Ownership	1.000	Münchener Rückversicherung AG		
							Schroders Capital Private Equity US II C.V.Willemstad, Curacao	.ANT	NIA	ERGO Private Capital Victoria Leben GmbH	Ownership	0.800	Münchener Rückversicherung AG		
							ARDIAN LBO Fund VI A S.L.P.Paris	.FRA	NIA	ERGO Private Capital Victoria Leben GmbH	Ownership	0.000	Münchener Rückversicherung AG		
							A9 EUR (Feeder) L.P.St. Peter Port	.GBR	NIA	ERGO Private Capital Victoria Leben GmbH	Ownership	0.100	Münchener Rückversicherung AG		
							Greenspring Global Partners VIII L.P.George Town, Grand Cayman	.CYM	NIA	ERGO Private Capital Victoria Leben GmbH	Ownership	0.600	Münchener Rückversicherung AG		
							New Enterprise Associates 16, L.P.Wilmington, Delaware	.DE	NIA	ERGO Private Capital Victoria Leben GmbH	Ownership	0.200	Münchener Rückversicherung AG		
							Apollo Overseas Partners (Delaware AIV) IX LPGeorge Town, Grand Cayman	.CYM	NIA	ERGO Private Capital Victoria Leben GmbH	Ownership	0.100	Münchener Rückversicherung AG		
							BCEC X Holdings AIV 3 LPSt. Peter Port	.GBR	NIA	ERGO Private Capital Victoria Leben GmbH	Ownership	0.000	Münchener Rückversicherung AG		
							Siemens Global Innovation Partners I GmbH & Co. KGMDnchen	.DEU	NIA	ERGO Private Capital Victoria Leben GmbH	Ownership	1.200	Münchener Rückversicherung AG		
							PAI Europe V - 1 L.P.St. Peter Port	.GBR	NIA	ERGO Private Capital Victoria Leben GmbH	Ownership	0.100	Münchener Rückversicherung AG		
							Global Infrastructure Partners III-C2, L.P.London	.GBR	NIA	ERGO Private Capital Victoria Leben GmbH	Ownership	1.800	Münchener Rückversicherung AG		
							Crescent Mezzanine Partners VIII, L.P.Wilmington, Delaware	.DE	NIA	ERGO Private Capital Victoria Leben GmbH	Ownership	0.200	Münchener Rückversicherung AG		
							DIF Infrastructure V S.C.SLuxemburg	.LUX	NIA	ERGO Private Capital Victoria Leben GmbH	Ownership	0.300	Münchener Rückversicherung AG		
							Nordic Capital IX Beta L.P.St. Helier	.GBR	NIA	ERGO Private Capital Victoria Leben GmbH	Ownership	0.200	Münchener Rückversicherung AG		
							Triton Fund V, L.P.St. Helier	.GBR	NIA	ERGO Private Capital Victoria Leben GmbH	Ownership	0.200	Münchener Rückversicherung AG		
							ARDIAN Infrastructure Fund V B S.C.S., SICAV-RAIFLuxemburg	.LUX	NIA	ERGO Private Capital Victoria Leben GmbH	Ownership	1.300	Münchener Rückversicherung AG		
							Lindsay Goldberg V L.P.Wilmington, Delaware	.DE	NIA	ERGO Private Capital Victoria Leben GmbH	Ownership	0.300	Münchener Rückversicherung AG		
							Greenspring Global Partners IX-B L.P.Owings Mills, Maryland	.DE	NIA	ERGO Private Capital Victoria Leben GmbH	Ownership	0.600	Münchener Rückversicherung AG		
							New Enterprise Associates 17 L.P.Wilmington, Delaware	.DE	NIA	ERGO Private Capital Victoria Leben GmbH	Ownership	0.200	Münchener Rückversicherung AG		
							Global Infrastructure Partners IV - C2 L.P.Luxemburg	.LUX	NIA	ERGO Private Capital Victoria Leben GmbH	Ownership	0.400	Münchener Rückversicherung AG		
							A10 EUR Feeder L.P.St. Peter Port	.GBR	NIA	ERGO Private Capital Victoria Leben GmbH	Ownership	0.700	Münchener Rückversicherung AG		

ANNUAL STATEMENT FOR THE YEAR 2021 OF THE American Modern Property and Casualty Insurance Company

SCHEDULE Y

PART 1A - DETAIL OF INSURANCE HOLDING COMPANY SYSTEM

1	2	3	4	5	6	7	8	9	10	11	12	13	14	15	16
Group Code	Group Name	NAIC Company Code	ID Number	Federal RSSD	CIK	Name of Securities Exchange if Publicly Traded (U.S. or International)	Names of Parent, Subsidiaries Or Affiliates	Domiciliary Location	Relationship to Reporting Entity	Directly Controlled by (Name of Entity/Person)	Type of Control (Ownership, Board, Management, Attorney-in-Fact, Influence, Other)	If Control is Ownership Provide Percentage	Ultimate Controlling Entity(ies)/Person(s)	Is an SCA Filing Required? (Yes/No)	*
							Oak Hill Capital Partners V (Offshore) L.P. George Town, Grand Cayman	CYM	NIA	ERGO Private Capital Victoria Leben GmbH	Ownership	0.500	Münchener Rückversicherung AG		
							Lindsay Goldberg V AIV LPWilmington, Delaware	DE	NIA	ERGO Private Capital Victoria Leben GmbH	Ownership	0.600	Münchener Rückversicherung AG		
							Global Infrastructure Partners - C L.P.St. Peter Port	GBR	NIA	ERGO Private Capital Victoria Leben GmbH	Ownership	0.100	Münchener Rückversicherung AG		
							Ares Corporate Opportunities Fund III L.P. Wilmington, Delaware	CA	NIA	ERGO Private Capital Victoria Leben GmbH	Ownership	0.100	Münchener Rückversicherung AG		
							Apollo Overseas Partners IX, L.P. George Town, Grand Cayman	CYM	NIA	ERGO Private Capital Victoria Leben GmbH	Ownership	0.400	Münchener Rückversicherung AG		
							Warburg Pincus Global Growth-E L.P. Wilmington, Delaware	NY	NIA	ERGO Private Capital Victoria Leben GmbH	Ownership	0.400	Münchener Rückversicherung AG		
							ARES Special Opportunities Fund L.P. Wilmington, Delaware	NY	NIA	ERGO Private Capital Victoria Leben GmbH	Ownership	0.400	Münchener Rückversicherung AG		
							Harvest Partners VIII (Parallel) L.P. Wilmington, Delaware	NY	NIA	ERGO Private Capital Victoria Leben GmbH	Ownership	0.200	Münchener Rückversicherung AG		
							DIF Infrastructure VI Feeder S.C.S.Luxemburg	LUX	NIA	ERGO Private Capital Victoria Leben GmbH	Ownership	0.800	Münchener Rückversicherung AG		
							Francisco Partners VI LPGeorge Town, Grand Cayman	CYM	NIA	ERGO Private Capital Victoria Leben GmbH	Ownership	0.100	Münchener Rückversicherung AG		
							ACOF VI (F) Feeder LPWilmington, Delaware	NY	NIA	ERGO Private Capital Victoria Leben GmbH	Ownership	0.300	Münchener Rückversicherung AG		
							AOP (DE) VIII (AIV-L) LPGeorge Town, Grand Cayman	CYM	NIA	ERGO Private Capital Victoria Leben GmbH	Ownership	0.100	Münchener Rückversicherung AG		
							GIP-C AIV 2 LPSt. Peter Port	GBR	NIA	ERGO Private Capital Victoria Leben GmbH	Ownership	0.100	Münchener Rückversicherung AG		
							GIP-C FinanceCo LPSt. Peter Port	GBR	NIA	ERGO Private Capital Victoria Leben GmbH	Ownership	0.100	Münchener Rückversicherung AG		
							GIP-C Ports Jersey LPSt. Helier	GBR	NIA	ERGO Private Capital Victoria Leben GmbH	Ownership	0.100	Münchener Rückversicherung AG		
							KKR Asian Fund III Japan AIV (EEA) LPGeorge Town, Grand Cayman	CYM	NIA	ERGO Private Capital Victoria Leben GmbH	Ownership	0.300	Münchener Rückversicherung AG		
							KKR Asian Fund III Delaware AIV LPWilmington, Delaware	NY	NIA	ERGO Private Capital Victoria Leben GmbH	Ownership	0.300	Münchener Rückversicherung AG		
							KKR Global Infrastructure Investors III EEA EUR (Ascent)Wilmington, Delaware	NY	NIA	ERGO Private Capital Victoria Leben GmbH	Ownership	2.600	Münchener Rückversicherung AG		
							KKR Global Infrastructure Investors III EEA EUR (Nitrogen) Wilmington, Delaware	NY	NIA	ERGO Private Capital Victoria Leben GmbH	Ownership	2.000	Münchener Rückversicherung AG		
							KKR Global Infrastructure Investors III EEA EUR (Altitude) George Town, Grand Cayman	CYM	NIA	ERGO Private Capital Victoria Leben GmbH	Ownership	2.000	Münchener Rückversicherung AG		
							Warburg Pincus Global Growth-E (Cayman) LPGeorge Town, Grand Cayman	CYM	NIA	ERGO Private Capital Victoria Leben GmbH	Ownership	0.500	Münchener Rückversicherung AG		
							AF III Cayman AIV LPGeorge Town, Grand Cayman	CYM	NIA	ERGO Private Capital Victoria Leben GmbH	Ownership	0.100	Münchener Rückversicherung AG		
							Greenspring Global Partners X-B LPWilmington, Delaware	NY	NIA	ERGO Private Capital Victoria Leben GmbH	Ownership	0.200	Münchener Rückversicherung AG		
							Thoma Bravo Fund XIV LPWilmington, Delaware	NY	NIA	ERGO Private Capital Victoria Leben GmbH	Ownership	0.000	Münchener Rückversicherung AG		
							Scale Venture Partners VII LPWilmington, Delaware	NY	NIA	ERGO Private Capital Victoria Leben GmbH	Ownership	0.100	Münchener Rückversicherung AG		
							ARDIAN Americas Infrastructure Fund V LPWilmington, Delaware	NY	NIA	ERGO Private Capital Victoria Leben GmbH	Ownership	0.600	Münchener Rückversicherung AG		
							ASOF HOS AIV 2 LPWilmington, Delaware	NY	NIA	ERGO Private Capital Victoria Leben GmbH	Ownership	0.300	Münchener Rückversicherung AG		
							Access Capital Fund IV L.P.St. Peter Port	GBR	NIA	ERGO Private Capital Victoria Leben GmbH	Ownership	0.800	Münchener Rückversicherung AG		
							EIG Energy Fund XIV (Cayman) L.P. George Town, Grand Cayman	CYM	NIA	ERGO Private Capital Victoria Leben GmbH	Ownership	1.200	Münchener Rückversicherung AG		
							Pantheon Asia Fund V L.P.St. Peter Port	GBR	NIA	ERGO Private Capital Victoria Leben GmbH	Ownership	0.400	Münchener Rückversicherung AG		
							Schroders Capital Private Equity Europe IV B C.V. Willemstad, Curacao	ANT	NIA	ERGO Private Capital Victoria Leben GmbH	Ownership	0.900	Münchener Rückversicherung AG		

ANNUAL STATEMENT FOR THE YEAR 2021 OF THE American Modern Property and Casualty Insurance Company

SCHEDULE Y

PART 1A - DETAIL OF INSURANCE HOLDING COMPANY SYSTEM

1	2	3	4	5	6	7	8	9	10	11	12	13	14	15	16
Group Code	Group Name	NAIC Company Code	ID Number	Federal RSSD	CIK	Name of Securities Exchange if Publicly Traded (U.S. or International)	Names of Parent, Subsidiaries Or Affiliates	Domi-ciliary Location	Relation-ship to Reporting Entity	Directly Controlled by (Name of Entity/Person)	Type of Control (Ownership, Board, Management, Attorney-in-Fact, Influence, Other)	If Control is Ownership Provide Percentage	Ultimate Controlling Entity(ies)/Person(s)	Is an SCA Filing Re-quired? (Yes/No)	*
							CVC European Equity Partners V (A) L.P. George Town, Grand Cayman	.CYM	.NIA	ERGO Private Capital Victoria Leben GmbH	Ownership	0.100	Münchener Rückversicherung AG		
							Greenspring Global Partners IV-B L.P. Wilmington, Delaware	.DE	.NIA	ERGO Private Capital Victoria Leben GmbH	Ownership	0.600	Münchener Rückversicherung AG		
							TowerBrook Investors III, L.P. George Town, Grand Cayman	.CYM	.NIA	ERGO Private Capital Victoria Leben GmbH	Ownership	0.100	Münchener Rückversicherung AG		
							EQT VIII (No.3) SCSPLuxemburg	.LUX	.NIA	ERGO Private Capital Victoria Leben GmbH	Ownership	4.800	Münchener Rückversicherung AG		
							IK IX Fund LP Feeder SCSPLuxemburg	.LUX	.NIA	ERGO Private Capital Victoria Leben GmbH	Ownership	4.600	Münchener Rückversicherung AG		
							EQT IX (No. 3) SCSPLuxemburg	.LUX	.NIA	ERGO Private Capital Victoria Leben GmbH	Ownership	1.600	Münchener Rückversicherung AG		
							Broad Street Loan Partners IV Offshore - Unlevered B, SLP Luxemburg	.LUX	.NIA	ERGO Private Capital Victoria Leben GmbH	Ownership	1.900	Münchener Rückversicherung AG		
							HPS Specialty Loan Europe Fund V SCSPLuxemburg	.LUX	.NIA	ERGO Private Capital Victoria Leben GmbH	Ownership	1.300	Münchener Rückversicherung AG		
							MIP V DIRECT EU PARTNERS SCSPLuxemburg	.LUX	.NIA	ERGO Private Capital Victoria Leben GmbH	Ownership	8.000	Münchener Rückversicherung AG		
							Macquarie European Infrastructure Fund 5 SCSPLuxemburg	.LUX	.NIA	ERGO Private Capital Victoria Leben GmbH	Ownership	0.700	Münchener Rückversicherung AG		
							KKR Asian Fund III (EEA) SCSPLuxemburg	.LUX	.NIA	ERGO Private Capital Victoria Leben GmbH	Ownership	0.300	Münchener Rückversicherung AG		
							Macquarie Super Core Infrastructure SCSPLuxemburg	.LUX	.NIA	ERGO Private Capital Victoria Leben GmbH	Ownership	0.300	Münchener Rückversicherung AG		
							KKR Global Infrastructure Investors III EEA (EUR) SCSPLuxemburg	.LUX	.NIA	ERGO Private Capital Victoria Leben GmbH	Ownership	2.000	Münchener Rückversicherung AG		
							InfraVia European Fund IV SCSPLuxemburg	.LUX	.NIA	ERGO Private Capital Victoria Leben GmbH	Ownership	1.700	Münchener Rückversicherung AG		
							CapVest Equity Partners IV SCSPLuxemburg	.LUX	.NIA	ERGO Private Capital Victoria Leben GmbH	Ownership	0.300	Münchener Rückversicherung AG		
							ICG Europe Fund VII Feeder SCSPLuxemburg	.LUX	.NIA	ERGO Private Capital Victoria Leben GmbH	Ownership	0.300	Münchener Rückversicherung AG		
							Macquarie European Infrastructure Fund 6 SCSPLuxemburg	.LUX	.NIA	ERGO Private Capital Victoria Leben GmbH	Ownership	0.300	Münchener Rückversicherung AG		
							EQT Infrastructure IV (No.2) EUR SCSPLuxemburg	.LUX	.NIA	ERGO Private Capital Victoria Leben GmbH	Ownership	0.800	Münchener Rückversicherung AG		
							North Haven Infrastructure Partners III SCSPLuxemburg	.LUX	.NIA	ERGO Private Capital Victoria Leben GmbH	Ownership	0.200	Münchener Rückversicherung AG		
							KKR Asian Fund IV SCSPLuxemburg	.LUX	.NIA	ERGO Private Capital Victoria Leben GmbH	Ownership	0.000	Münchener Rückversicherung AG		
							EQT Camera Side Car (No. 3) SCSPLuxemburg	.LUX	.NIA	ERGO Private Capital Victoria Leben GmbH	Ownership	0.100	Münchener Rückversicherung AG		
							Ares Capital Europe V (E) UnleveredLuxemburg	.LUX	.NIA	ERGO Private Capital Victoria Leben GmbH	Ownership	0.200	Münchener Rückversicherung AG		
							EQT Saber Side Car (No.1) EUR SCSPLuxemburg	.LUX	.NIA	ERGO Private Capital Victoria Leben GmbH	Ownership	0.200	Münchener Rückversicherung AG		
							Macquarie Infrastructure Partners V SCSPLuxemburg	.LUX	.NIA	ERGO Private Capital Victoria Leben GmbH	Ownership	0.200	Münchener Rückversicherung AG		
							Collier International Partners VIII Luxembourg SLPLeudelage	.LUX	.NIA	ERGO Private Capital Victoria Leben GmbH	Ownership	0.400	Münchener Rückversicherung AG		
							FREE MOUNTAIN SYSTEMS S.L. Madrid	.ESP	.NIA	ERGO Private Capital Vierte GmbH & Co. KG	Ownership	10.000	Münchener Rückversicherung AG		
							Infra IV-D Investments, S.C.A. Luxemburg	.LUX	.NIA	ERGO Private Capital Vierte GmbH & Co. KG	Ownership	28.600	Münchener Rückversicherung AG		
							IRIS Capital Fund II German Investors GmbH & Co. KG i.L. Düsseldorf	.DEU	.NIA	ERGO Private Capital Vierte GmbH & Co. KG	Ownership	15.700	Münchener Rückversicherung AG		
							APAX Europe VII - B, L.P. St. Peter Port	.GBR	.NIA	ERGO Private Capital Vierte GmbH & Co. KG	Ownership	0.100	Münchener Rückversicherung AG		
							DIF Infrastructure Fund V Cooperatief U.A. Schiphol	.NLD	.NIA	ERGO Private Capital Vierte GmbH & Co. KG	Ownership	0.300	Münchener Rückversicherung AG		
							DIF Core Infrastructure Fund I Cooperatief U.A. Schiphol	.NLD	.NIA	ERGO Private Capital Vierte GmbH & Co. KG	Ownership	2.200	Münchener Rückversicherung AG		
							PAI Europe V - 1 FCPRST, Peter Port	.GBR	.NIA	ERGO Private Capital Vierte GmbH & Co. KG	Ownership	0.300	Münchener Rückversicherung AG		
							Earlybird DIES Fund VII GmbH & Co. KG München	.DEU	.NIA	ERGO Private Capital Vorsorge GmbH	Ownership	1.000	Münchener Rückversicherung AG		
							Greenspring Global Partners VIII L.P. George Town, Grand Cayman	.CYM	.NIA	ERGO Private Capital Vorsorge GmbH	Ownership	0.900	Münchener Rückversicherung AG		
							REDPOINT OMEGA IV LP Wilmington, Delaware	.DE	.NIA	ERGO Private Capital Vorsorge GmbH	Ownership	0.800	Münchener Rückversicherung AG		

ANNUAL STATEMENT FOR THE YEAR 2021 OF THE American Modern Property and Casualty Insurance Company

SCHEDULE Y

PART 1A - DETAIL OF INSURANCE HOLDING COMPANY SYSTEM

1	2	3	4	5	6	7	8	9	10	11	12	13	14	15	16
Group Code	Group Name	NAIC Company Code	ID Number	Federal RSSD	CIK	Name of Securities Exchange if Publicly Traded (U.S. or International)	Names of Parent, Subsidiaries Or Affiliates	Domiciliary Location	Relationship to Reporting Entity	Directly Controlled by (Name of Entity/Person)	Type of Control (Ownership, Board, Management, Attorney-in-Fact, Influence, Other)	If Control is Ownership Provide Percentage	Ultimate Controlling Entity(ies)/Person(s)	Is an SCA Filing Required? (Yes/No)	*
							Harvest Partners IX (Parallel) LP Wilmington, Delaware	DE	NIA	ERGO Private Capital Vorsorge GmbH	Ownership	0.600	Münchener Rückversicherung AG		
							Nordic Capital IX Beta L.P.St. Helier	GBR	NIA	ERGO Private Capital Vorsorge GmbH	Ownership	0.100	Münchener Rückversicherung AG		
							A10 EUR Feeder L.P.St. Peter Port	GBR	NIA	ERGO Private Capital Vorsorge GmbH	Ownership	0.500	Münchener Rückversicherung AG		
							Warburg Pincus Global Growth-E L.P. Wilmington, Delaware	NY	NIA	ERGO Private Capital Vorsorge GmbH	Ownership	0.300	Münchener Rückversicherung AG		
							Harvest Partners VIII (Parallel) L.P. Wilmington, Delaware	NY	NIA	ERGO Private Capital Vorsorge GmbH	Ownership	0.200	Münchener Rückversicherung AG		
							Warburg Pincus Global Growth-E (Cayman) LP George Town, Grand Cayman	CYM	NIA	ERGO Private Capital Vorsorge GmbH	Ownership	0.300	Münchener Rückversicherung AG		
							Partners Group Direct Equity 2019 (EUR) S.C.A., SICAV-RAIF Luxembourg	LUX	NIA	ERGO Private Capital Vorsorge GmbH	Ownership	0.500	Münchener Rückversicherung AG		
							EQT VIII (No.3) SCSPLuxembourg	LUX	NIA	ERGO Private Capital Vorsorge GmbH	Ownership	3.600	Münchener Rückversicherung AG		
							IK IX Fund LP Feeder SCSPLuxembourg	LUX	NIA	ERGO Private Capital Vorsorge GmbH	Ownership	4.900	Münchener Rückversicherung AG		
							Broad Street Loan Partners IV Offshore - Unlevered B, SLP Luxembourg	LUX	NIA	ERGO Private Capital Vorsorge GmbH	Ownership	1.500	Münchener Rückversicherung AG		
							HPS Specialty Loan Europe Fund V SCSPLuxembourg	LUX	NIA	ERGO Private Capital Vorsorge GmbH	Ownership	0.700	Münchener Rückversicherung AG		
							Ares Capital Europe V (E) UnleveredLuxembourg	LUX	NIA	ERGO Private Capital Vorsorge GmbH	Ownership	0.100	Münchener Rückversicherung AG		
							FREE MOUNTAIN SYSTEMS S.L.Madrid	ESP	NIA	ERGO Private Capital Zweite GmbH & Co. KG	Ownership	62.000	Münchener Rückversicherung AG		
							IRIS Capital Fund II German Investors GmbH & Co. KG i.L.Düsseldorf	DEU	NIA	ERGO Private Capital Zweite GmbH & Co. KG	Ownership	70.000	Münchener Rückversicherung AG		
							APAX Europe VII - B, L.P.St. Peter Port	GBR	NIA	ERGO Private Capital Zweite GmbH & Co. KG	Ownership	0.200	Münchener Rückversicherung AG		
							Advq Europe II GmbH i. L.Frankfurt a. M.	DEU	NIA	ERGO Private Capital Zweite GmbH & Co. KG	Ownership	9.800	Münchener Rückversicherung AG		
							DIF Infrastructure Fund V Cooperatief U.A.Schiphol	NLD	NIA	ERGO Private Capital Zweite GmbH & Co. KG	Ownership	1.300	Münchener Rückversicherung AG		
							DIF Core Infrastructure Fund I Cooperatief U.A.Schiphol	NLD	NIA	ERGO Private Capital Zweite GmbH & Co. KG	Ownership	4.400	Münchener Rückversicherung AG		
							PAI Europe V - 1 FCPST. Peter Port	GBR	NIA	ERGO Private Capital Zweite GmbH & Co. KG	Ownership	1.300	Münchener Rückversicherung AG		
							Globality S.A.Munzbach	LUX	IA	ERGO Reiseversicherung AG	Ownership	100.000	Münchener Rückversicherung AG		
							Europaeiske Rejseforsikring A/SKopenhagen	DNK	IA	ERGO Reiseversicherung AG	Ownership	100.000	Münchener Rückversicherung AG		
							ERV Evropska pojist'ovna, a.s.Prag	CZE	IA	ERGO Reiseversicherung AG	Ownership	100.000	Münchener Rückversicherung AG		
							Euro-Center Holding SEPrag	CZE	NIA	ERGO Reiseversicherung AG	Ownership	83.300	Münchener Rückversicherung AG		
							JSC ERV Travel InsuranceMoskau	RUS	IA	ERGO Reiseversicherung AG	Ownership	100.000	Münchener Rückversicherung AG		
							TAS Touristik Assekuranz-Service GmbHFrankfurt a. M.	DEU	NIA	ERGO Reiseversicherung AG	Ownership	100.000	Münchener Rückversicherung AG		
							European Assistance Holding GmbHMünchen	DEU	NIA	ERGO Reiseversicherung AG	Ownership	70.000	Münchener Rückversicherung AG		
							ERV (China) Travel Service and Consulting Ltd.Beijing	CHN	NIA	ERGO Reiseversicherung AG	Ownership	100.000	Münchener Rückversicherung AG		
							Triple IP B.V. in liquidatieUtrecht	NLD	NIA	ERGO Reiseversicherung AG	Ownership	100.000	Münchener Rückversicherung AG		
							ERGO Travel Insurance Services Ltd.London	GBR	NIA	ERGO Reiseversicherung AG	Ownership	100.000	Münchener Rückversicherung AG		
							Europäische Reiseversicherungs-AktiengesellschaftWien	AUT	IA	ERGO Reiseversicherung AG	Ownership	25.000	Münchener Rückversicherung AG		
							Europai Utazasi Biztosito RtBudapest	HUN	IA	ERGO Reiseversicherung AG	Ownership	26.000	Münchener Rückversicherung AG		
							Bayern Tourismus Marketing GmbHMünchen	DEU	NIA	ERGO Reiseversicherung AG	Ownership	3.000	Münchener Rückversicherung AG		
							Deutsche Touring GmbHEschborn	DEU	NIA	ERGO Reiseversicherung AG	Ownership	17.200	Münchener Rückversicherung AG		
							Meag EurostarMünchen	DEU	NIA	ERGO Reiseversicherung AG	Ownership	100.000	Münchener Rückversicherung AG		
							MEAG EuroInvest AMünchen	DEU	NIA	ERGO Reiseversicherung AG	Ownership	0.400	Münchener Rückversicherung AG		
							iShares III - Barclays EURO Corp. Bond ex-Fin. 1-5 UCITS ETFDublin	IRL	NIA	ERGO Reiseversicherung AG	Ownership	19.800	Münchener Rückversicherung AG		
							ERGO Technology and Services S.A.Sopot	POL	NIA	ERGO Technology & Services Management AG	Ownership	100.000	Münchener Rückversicherung AG		
							D.A.S. Jogvedelmi Biztosito ReszvenytársasagBudapest	HUN	IA	ERGO Versicherung Aktiengesellschaft	Ownership	100.000	Münchener Rückversicherung AG		

ANNUAL STATEMENT FOR THE YEAR 2021 OF THE American Modern Property and Casualty Insurance Company

SCHEDULE Y
PART 1A - DETAIL OF INSURANCE HOLDING COMPANY SYSTEM

1	2	3	4	5	6	7	8	9	10	11	12	13	14	15	16
Group Code	Group Name	NAIC Company Code	ID Number	Federal RSSD	CIK	Name of Securities Exchange if Publicly Traded (U.S. or International)	Names of Parent, Subsidiaries Or Affiliates	Domiciliary Location	Relationship to Reporting Entity	Directly Controlled by (Name of Entity/Person)	Type of Control (Ownership, Board, Management, Attorney-in-Fact, Influence, Other)	If Control is Ownership Provide Percentage	Ultimate Controlling Entity(ies)/Person(s)	Is an SCA Filing Required? (Yes/No)	*
							DAS Holding N.V. Amsterdam	.NLD	ERGO Versicherung Aktiengesellschaft	Ownership.....	50.000	Münchener Rückversicherung AG		
							D.A.S. Rechtsschutz Aktiengesellschaft Wien	.AUT	ERGO Versicherung Aktiengesellschaft	Ownership.....	100.000	Münchener Rückversicherung AG		
							D.A.S. Defensa del Automovilista y de Siniestros - Int. S.A. Madrid	.ESP	ERGO Versicherung Aktiengesellschaft	Ownership.....	100.000	Münchener Rückversicherung AG		
							D.A.S. S.A. belge d'assurances de Protection JuridiqueBrüssel	.BEL	ERGO Versicherung Aktiengesellschaft	Ownership.....	100.000	Münchener Rückversicherung AG		
							D.A.S. Towarzystwo Ubezpieczen Ochrony Prawnej S.A. Warschau	.POL	ERGO Versicherung Aktiengesellschaft	Ownership.....	100.000	Münchener Rückversicherung AG		
							DAS UK Holdings Limited Bristol	.GBR	ERGO Versicherung Aktiengesellschaft	Ownership.....	100.000	Münchener Rückversicherung AG		
							LEGIAL AG München	.DEU	ERGO Versicherung Aktiengesellschaft	Ownership.....	100.000	Münchener Rückversicherung AG		
							DAS Legal Expenses Insurance Co., Ltd. Seoul	.KOR	ERGO Versicherung Aktiengesellschaft	Ownership.....	100.000	Münchener Rückversicherung AG		
							KA Köln. Assekuranz Agentur GmbH Köln	.DEU	ERGO Versicherung Aktiengesellschaft	Ownership.....	100.000	Münchener Rückversicherung AG		
							welivit Solarfonds GmbH & Co. KG Düsseldorf	.DEU	ERGO Versicherung Aktiengesellschaft	Ownership.....	25.000	Münchener Rückversicherung AG		
							ERGO Private Capital Komposit GmbH & Co. KG Düsseldorf	.DEU	ERGO Versicherung Aktiengesellschaft	Ownership.....	100.000	Münchener Rückversicherung AG		
							Victoria Vierter Bauabschnitt GmbH & Co. KG Düsseldorf	.DEU	ERGO Versicherung Aktiengesellschaft	Ownership.....	4.900	Münchener Rückversicherung AG		
							ERGO Private Capital Vierte GmbH & Co. KG Düsseldorf	.DEU	ERGO Versicherung Aktiengesellschaft	Ownership.....	100.000	Münchener Rückversicherung AG		
							ERGO Grundstücksverwaltung GbRDüsseldorf	.DEU	ERGO Versicherung Aktiengesellschaft	Ownership.....	60.000	Münchener Rückversicherung AG		
							Merkur Grundstücks- und Beteiligungs-Gesellschaft mbHDüsseldorf	.DEU	ERGO Versicherung Aktiengesellschaft	Ownership.....	100.000	Münchener Rückversicherung AG		
							VHDK Beteiligungsgesellschaft mbHDüsseldorf	.DEU	ERGO Versicherung Aktiengesellschaft	Ownership.....	20.000	Münchener Rückversicherung AG		
							THEC 2019 Zrt. v.a. Budapest	.HUN	ERGO Versicherung Aktiengesellschaft	Ownership.....	11.200	Münchener Rückversicherung AG		
							ERGO ASIGURARI DE VIATA S.A. Bukarest	.ROU	ERGO Versicherung Aktiengesellschaft	Ownership.....	0.000	Münchener Rückversicherung AG		
							Renaissance Hotel Realbesitz GmbH Wien	.AUT	ERGO Versicherung Aktiengesellschaft	Ownership.....	60.000	Münchener Rückversicherung AG		
							ERGO ASIGURARI S.A. Bukarest	.ROU	ERGO Versicherung Aktiengesellschaft	Ownership.....	0.000	Münchener Rückversicherung AG		
							ERGO UK SPECIALTY LIMITED London	.GBR	ERGO Versicherung Aktiengesellschaft	Ownership.....	100.000	Münchener Rückversicherung AG		
							ERGO Infrastructure Investment Komposit GmbH Düsseldorf	.DEU	ERGO Versicherung Aktiengesellschaft	Ownership.....	100.000	Münchener Rückversicherung AG		
							Stichting Aandelen Beheer D.A.S. Holding Amsterdam	.NLD	ERGO Versicherung Aktiengesellschaft	Ownership.....	100.000	Münchener Rückversicherung AG		
							ERGO Vorsorgemanagement GmbH Wien	.AUT	ERGO Versicherung Aktiengesellschaft	Ownership.....	100.000	Münchener Rückversicherung AG		
							Wohnungsgesellschaft Brela mbHHamburg	.DEU	ERGO Versicherung Aktiengesellschaft	Ownership.....	100.000	Münchener Rückversicherung AG		
							Victoria Vierter Bauabschnitt Management GmbH Düsseldorf	.DEU	ERGO Versicherung Aktiengesellschaft	Ownership.....	100.000	Münchener Rückversicherung AG		
							JRP Insurance Management Limited London	.GBR	ERGO Versicherung Aktiengesellschaft	Ownership.....	100.000	Münchener Rückversicherung AG		
							VV-Consulting Ges. f. Risiko., Vorsorgeb., Vers. Verm. GmbH Wien	.AUT	ERGO Versicherung Aktiengesellschaft	Ownership.....	100.000	Münchener Rückversicherung AG		
							Care4Business Versicherungsdienst GmbH Wien	.AUT	ERGO Versicherung Aktiengesellschaft	Ownership.....	100.000	Münchener Rückversicherung AG		
							MEAG INSTITUTIONAL FUND S.C.S. SICAV-RAIF - Infra Debt IILuxemburg	.LUX	ERGO Versicherung Aktiengesellschaft	Ownership.....	4.000	Münchener Rückversicherung AG		
							D.A.S. Difesa Automobilistica Sinistri S.p.A. di Assicuraz. Verona	.ITA	ERGO Versicherung Aktiengesellschaft	Ownership.....	50.000	Münchener Rückversicherung AG		
							Taishan Property & Casualty Insurance Co. Ltd. Jinan, Shandong Province	.CHN	ERGO Versicherung Aktiengesellschaft	Ownership.....	24.900	Münchener Rückversicherung AG		
							carexpert Kfz-Sachverständigen GmbH Walluf	.DEU	ERGO Versicherung Aktiengesellschaft	Ownership.....	25.000	Münchener Rückversicherung AG		
							Teko - Technisches Kontor für Versicherungen GmbH Düsseldorf	.DEU	ERGO Versicherung Aktiengesellschaft	Ownership.....	30.000	Münchener Rückversicherung AG		
							Nürnberg. Beteiligungs AG Nürnberg	.DEU	ERGO Versicherung Aktiengesellschaft	Ownership.....	0.900	Münchener Rückversicherung AG		
							CUSTOM MARKETS QIAIF PLC (The HEIM Fund) Dublin	.IRL	ERGO Versicherung Aktiengesellschaft	Ownership.....	100.000	Münchener Rückversicherung AG		
							CUSTOM MARKETS QIAIF PLC (The HEIM 2020 Fund) Dublin	.IRL	ERGO Versicherung Aktiengesellschaft	Ownership.....	100.000	Münchener Rückversicherung AG		

97.34

ANNUAL STATEMENT FOR THE YEAR 2021 OF THE American Modern Property and Casualty Insurance Company

SCHEDULE Y

PART 1A - DETAIL OF INSURANCE HOLDING COMPANY SYSTEM

1	2	3	4	5	6	7	8	9	10	11	12	13	14	15	16
Group Code	Group Name	NAIC Company Code	ID Number	Federal RSSD	CIK	Name of Securities Exchange if Publicly Traded (U.S. or International)	Names of Parent, Subsidiaries Or Affiliates	Domiciliary Location	Relationship to Reporting Entity	Directly Controlled by (Name of Entity/Person)	Type of Control (Ownership, Board, Management, Attorney-in-Fact, Influence, Other)	If Control is Ownership Provide Percentage	Ultimate Controlling Entity(ies)/Person(s)	Is an SCA Filing Required? (Yes/No)	*
							GDV Dienstleistungs-GmbH Hamburg	.DEU	NIA	ERGO Versicherung Aktiengesellschaft	Ownership	1.700	Münchener Rückversicherung AG		
							TopReport Schadenbesichtigungs GmbH Wien	.AUT	NIA	ERGO Versicherung Aktiengesellschaft	Ownership	12.500	Münchener Rückversicherung AG		
							PFG Holding GmbH Wien	.AUT	NIA	ERGO Versicherung Aktiengesellschaft	Ownership	10.800	Münchener Rückversicherung AG		
							Center Hotelbetriebs GmbH i.L. Wien	.AUT	NIA	ERGO Versicherung Aktiengesellschaft	Ownership	10.000	Münchener Rückversicherung AG		
							PfG Liegenschaftsbewirtschaftungs GmbH Wien	.AUT	NIA	ERGO Versicherung Aktiengesellschaft	Ownership	9.300	Münchener Rückversicherung AG		
							MEAG VLAMünchen	.DEU	NIA	ERGO Versicherung Aktiengesellschaft	Ownership	100.000	Münchener Rückversicherung AG		
							MEAG Kapital 2München	.DEU	NIA	ERGO Versicherung Aktiengesellschaft	Ownership	100.000	Münchener Rückversicherung AG		
							MEAG Vidas Rent 3München	.DEU	NIA	ERGO Versicherung Aktiengesellschaft	Ownership	100.000	Münchener Rückversicherung AG		
							MEAG HM Sach Rent 1München	.DEU	NIA	ERGO Versicherung Aktiengesellschaft	Ownership	100.000	Münchener Rückversicherung AG		
							MEAG Multi Sach 1München	.DEU	NIA	ERGO Versicherung Aktiengesellschaft	Ownership	100.000	Münchener Rückversicherung AG		
							MEAG REVOMünchen	.DEU	NIA	ERGO Versicherung Aktiengesellschaft	Ownership	100.000	Münchener Rückversicherung AG		
							MEAG ESUS 1München	.DEU	NIA	ERGO Versicherung Aktiengesellschaft	Ownership	100.000	Münchener Rückversicherung AG		
							MEAG European Prime OpportunitiesMünchen	.DEU	NIA	ERGO Versicherung Aktiengesellschaft	Ownership	4.400	Münchener Rückversicherung AG		
							Europroperty FondsMünchen	.DEU	NIA	ERGO Versicherung Aktiengesellschaft	Ownership	2.100	Münchener Rückversicherung AG		
							MEAG EuroInvest AMünchen	.DEU	NIA	ERGO Versicherung Aktiengesellschaft	Ownership	5.600	Münchener Rückversicherung AG		
							MEAG ProInvest A+IMünchen	.DEU	NIA	ERGO Versicherung Aktiengesellschaft	Ownership	2.900	Münchener Rückversicherung AG		
							MEAG NACHHALTIGKEIT A+IMünchen	.DEU	NIA	ERGO Versicherung Aktiengesellschaft	Ownership	4.000	Münchener Rückversicherung AG		
							MEAG EuroBalance A+BMünchen	.DEU	NIA	ERGO Versicherung Aktiengesellschaft	Ownership	3.700	Münchener Rückversicherung AG		
							ERGO-FESCO Broker Company Limited Beijing	.CHN	NIA	ERGO Versicherungs- und Finanzierungs- Vermittlung GmbH	Ownership	33.000	Münchener Rückversicherung AG		
							MEAG FAIRRETURN (A+I Tranche)München	.DEU	NIA	ERGO Vida Seguros y Reaseguros S.A.	Ownership	0.700	Münchener Rückversicherung AG		
							VHDK Beteiligungsgesellschaft mbH Düsseldorf	.DEU	NIA	ERGO Vorsorge Lebensversicherung AG	Ownership	10.000	Münchener Rückversicherung AG		
							ERGO Private Capital Vorsorge GmbH Düsseldorf	.DEU	NIA	ERGO Vorsorge Lebensversicherung AG	Ownership	100.000	Münchener Rückversicherung AG		
							Solarpark Fusion 3 GmbH Düsseldorf	.DEU	NIA	ERGO Vorsorge Lebensversicherung AG	Ownership	100.000	Münchener Rückversicherung AG		
							use Solarpark Spanien 1 GmbH & Co. KG Düsseldorf	.DEU	NIA	ERGO Vorsorge Lebensversicherung AG	Ownership	10.000	Münchener Rückversicherung AG		
							RP VILbeter Fondsgesellschaft mbH i. L. Frankfurt a. M.	.DEU	NIA	ERGO Vorsorge Lebensversicherung AG	Ownership	10.000	Münchener Rückversicherung AG		
							Protektor Lebensversicherungs-AG Berlin	.DEU	NIA	ERGO Vorsorge Lebensversicherung AG	Ownership	0.500	Münchener Rückversicherung AG		
							MEAG EDL CURRYGO M München	.DEU	NIA	ERGO Vorsorge Lebensversicherung AG	Ownership	100.000	Münchener Rückversicherung AG		
							MEAG FlexConcept - BasisLuxemburg	.LUX	NIA	ERGO Vorsorge Lebensversicherung AG	Ownership	100.000	Münchener Rückversicherung AG		
							MEAG FlexConcept - WachstumLuxemburg	.LUX	NIA	ERGO Vorsorge Lebensversicherung AG	Ownership	58.300	Münchener Rückversicherung AG		
							MEAG European Prime OpportunitiesMünchen	.DEU	NIA	ERGO Vorsorge Lebensversicherung AG	Ownership	9.900	Münchener Rückversicherung AG		
							MEAG VISIONMünchen	.DEU	NIA	ERGO Vorsorge Lebensversicherung AG	Ownership	100.000	Münchener Rückversicherung AG		
							MEAG GSSM München	.DEU	NIA	ERGO Vorsorge Lebensversicherung AG	Ownership	1.400	Münchener Rückversicherung AG		
							MEAG SuperStores 11München	.DEU	NIA	ERGO Vorsorge Lebensversicherung AG	Ownership	11.900	Münchener Rückversicherung AG		
							MEAG EuroInvest AMünchen	.DEU	NIA	ERGO Vorsorge Lebensversicherung AG	Ownership	0.000	Münchener Rückversicherung AG		
							MEAG ProInvest A+IMünchen	.DEU	NIA	ERGO Vorsorge Lebensversicherung AG	Ownership	0.000	Münchener Rückversicherung AG		
							MEAG EuroFlexMünchen	.DEU	NIA	ERGO Vorsorge Lebensversicherung AG	Ownership	0.000	Münchener Rückversicherung AG		
							MEAG Dividende (A+I Tranche)München	.DEU	NIA	ERGO Vorsorge Lebensversicherung AG	Ownership	0.000	Münchener Rückversicherung AG		
							MEAG NACHHALTIGKEIT A+IMünchen	.DEU	NIA	ERGO Vorsorge Lebensversicherung AG	Ownership	0.000	Münchener Rückversicherung AG		
							MEAG EuroRent A+IMünchen	.DEU	NIA	ERGO Vorsorge Lebensversicherung AG	Ownership	0.000	Münchener Rückversicherung AG		
							MEAG EUROERTRAG (A+I Tranche)München	.DEU	NIA	ERGO Vorsorge Lebensversicherung AG	Ownership	0.000	Münchener Rückversicherung AG		
							MEAG FAIRRETURN (A+I Tranche)München	.DEU	NIA	ERGO Vorsorge Lebensversicherung AG	Ownership	0.000	Münchener Rückversicherung AG		
							ERGO Vermögensmanagement Flexibel AMünchen	.DEU	NIA	ERGO Vorsorge Lebensversicherung AG	Ownership	0.000	Münchener Rückversicherung AG		
							ERGO Vermögensmanagement Robust AMünchen	.DEU	NIA	ERGO Vorsorge Lebensversicherung AG	Ownership	0.000	Münchener Rückversicherung AG		
							ERGO Vermögensmanagement Ausgewogen AMünchen	.DEU	NIA	ERGO Vorsorge Lebensversicherung AG	Ownership	0.000	Münchener Rückversicherung AG		
							MEAG EuroBalance A+BMünchen	.DEU	NIA	ERGO Vorsorge Lebensversicherung AG	Ownership	0.000	Münchener Rückversicherung AG		
							MEAG EuroKapitalMünchen	.DEU	NIA	ERGO Vorsorge Lebensversicherung AG	Ownership	0.000	Münchener Rückversicherung AG		
							MEAG GlobalBalance DFIMünchen	.DEU	NIA	ERGO Vorsorge Lebensversicherung AG	Ownership	0.000	Münchener Rückversicherung AG		
							MEAG GlobalChance DFIMünchen	.DEU	NIA	ERGO Vorsorge Lebensversicherung AG	Ownership	0.000	Münchener Rückversicherung AG		
							European Assistance Holding GmbH München	.DEU	NIA	ERV Evropska pojištna, a.s.	Ownership	10.000	Münchener Rückversicherung AG		

ANNUAL STATEMENT FOR THE YEAR 2021 OF THE American Modern Property and Casualty Insurance Company

SCHEDULE Y

PART 1A - DETAIL OF INSURANCE HOLDING COMPANY SYSTEM

1	2	3	4	5	6	7	8	9	10	11	12	13	14	15	16
Group Code	Group Name	NAIC Company Code	ID Number	Federal RSSD	CIK	Name of Securities Exchange if Publicly Traded (U.S. or International)	Names of Parent, Subsidiaries Or Affiliates	Domiciliary Location	Relationship to Reporting Entity	Directly Controlled by (Name of Entity/Person)	Type of Control (Ownership, Board, Management, Attorney-in-Fact, Influence, Other)	If Control is Ownership Provide Percentage	Ultimate Controlling Entity(ies)/Person(s)	Is an SCA Filing Required? (Yes/No)	*
							Etica ITP, s.r.o.Prag	CZE	NIA	ERV Evropska pojist'ovna, a.s.	Ownership	100.000	Münchener Rückversicherung AG		
							Euro-Center Prague, s.r.o.Prag	CZE	NIA	Euro-Center Holding SE	Ownership	100.000	Münchener Rückversicherung AG		
							Euro-Center LtdaSao Paulo	BRA	NIA	Euro-Center Holding SE	Ownership	100.000	Münchener Rückversicherung AG		
							Euro-Center (Thailand) Co., Ltd.Bangkok	THA	NIA	Euro-Center Holding SE	Ownership	100.000	Münchener Rückversicherung AG		
							EUROCENTER S.A.Palma de Mallorca	ESP	NIA	Euro-Center Holding SE	Ownership	100.000	Münchener Rückversicherung AG		
							Euro-Center (Cyprus) Ltd.Larnaca	CYP	NIA	Euro-Center Holding SE	Ownership	100.000	Münchener Rückversicherung AG		
							EURO-CENTER YEREL YARDIM HIZMETLERI Ltd. Sti.Istanbul	TUR	NIA	Euro-Center Holding SE	Ownership	100.000	Münchener Rückversicherung AG		
							Euro-Center USA, Inc.New York City, New York	NY	NIA	Euro-Center Holding SE	Ownership	100.000	Münchener Rückversicherung AG		
							Euro-Center Sydney Pty Ltd.Sydney	AUS	NIA	Euro-Center Holding SE	Ownership	100.000	Münchener Rückversicherung AG		
							Euro-Center Cape Town (Pty) LtdKapstadt	ZAF	NIA	Euro-Center Holding SE	Ownership	100.000	Münchener Rückversicherung AG		
							Euro-Center Holding North Asia (HK) Pte. Ltd.Hong Kong	HKG	NIA	Euro-Center Holding SE	Ownership	100.000	Münchener Rückversicherung AG		
							European Assistance Holding GmbHMünchen	DEU	NIA	Europäische Rejseforsikring A/S	Ownership	20.000	Münchener Rückversicherung AG		
							11658573 Canada Inc.Vancouver, British Columbia	CAN	NIA	GHGH Holdings Inc.	Ownership	100.000	Münchener Rückversicherung AG		
							1202801 B.C. Ltd.Vancouver, British Columbia	CAN	NIA	GHGH Holdings Inc.	Ownership	100.000	Münchener Rückversicherung AG		
							Great Lakes (Gibraltar) PlcGibraltar	GIB	NIA	Great Lakes Insurance SE	Ownership	100.000	Münchener Rückversicherung AG		
							GREAT LAKES SERVICES UK LIMITEDLondon	GBR	NIA	Great Lakes Insurance SE	Ownership	100.000	Münchener Rückversicherung AG		
							GroupHEALTH Investments Inc.Vancouver, British Columbia	CAN	NIA	GroupHEALTH Global Benefit Systems Inc.	Ownership	99.900	Münchener Rückversicherung AG		
							Manion Wilkins & Associates Ltd.Toronto, Ontario	CAN	NIA	GroupHEALTH Investments Inc.	Ownership	64.700	Münchener Rückversicherung AG		
							DMI Disability Management Institute Inc.Vancouver, British Columbia	CAN	NIA	GroupHEALTH Investments Inc.	Ownership	50.000	Münchener Rückversicherung AG		
							Talon Benefits Consulting Group Ltd.Vancouver, British Columbia	CAN	NIA	GroupHealth Northern Partners Inc.	Ownership	100.000	Münchener Rückversicherung AG		
							Canadian Western Group Benefits & Pensions Inc.Vancouver, British Columbia	CAN	NIA	GroupHealth Northern Partners Inc.	Ownership	100.000	Münchener Rückversicherung AG		
							PBS Benefits CorporationVancouver, British Columbia	CAN	NIA	GroupHealth Northern Partners Inc.	Ownership	100.000	Münchener Rückversicherung AG		
							GroupSource Limited PartnershipCalgary, Alberta	CAN	NIA	GroupSource GP Inc.	Other	0.000	Münchener Rückversicherung AG		
							IK Einkauf Objektmanagement GmbHDüsseldorf	DEU	NIA	IDEENKAPITAL GmbH	Ownership	6.000	Münchener Rückversicherung AG		
							IDEENKAPITAL Financial Service GmbH i. L.Düsseldorf	DEU	NIA	IDEENKAPITAL GmbH	Ownership	100.000	Münchener Rückversicherung AG		
							IDEENKAPITAL Media Finance GmbHDüsseldorf	DEU	NIA	IDEENKAPITAL GmbH	Ownership	100.000	Münchener Rückversicherung AG		
							IDEENKAPITAL Financial Engineering GmbHDüsseldorf	DEU	NIA	IDEENKAPITAL GmbH	Ownership	100.000	Münchener Rückversicherung AG		
							IK Premium Fonds zwei GmbH & Co. KGDüsseldorf	DEU	NIA	IDEENKAPITAL GmbH	Ownership	100.000	Münchener Rückversicherung AG		
							IK Premium Fonds GmbH & Co. KGDüsseldorf	DEU	NIA	IDEENKAPITAL GmbH	Ownership	100.000	Münchener Rückversicherung AG		
							IK FE Fonds Management GmbHDüsseldorf	DEU	NIA	IDEENKAPITAL GmbH	Ownership	100.000	Münchener Rückversicherung AG		
							IDEENKAPITAL Investment GmbHDüsseldorf	DEU	NIA	IDEENKAPITAL GmbH	Ownership	100.000	Münchener Rückversicherung AG		
							IK Komp GmbHDüsseldorf	DEU	NIA	IDEENKAPITAL GmbH	Ownership	100.000	Münchener Rückversicherung AG		
							Ideenkapital Fonds Treuhand GmbHDüsseldorf	DEU	NIA	IDEENKAPITAL Investment GmbH	Ownership	100.000	Münchener Rückversicherung AG		
							Ideenkapital erste Investoren Service GmbHDüsseldorf	DEU	NIA	IDEENKAPITAL Investment GmbH	Ownership	100.000	Münchener Rückversicherung AG		
							Ideenkapital MediaTreuhand GmbHDüsseldorf	DEU	NIA	IDEENKAPITAL Investment GmbH	Ownership	100.000	Münchener Rückversicherung AG		
							IK Property Treuhand GmbHDüsseldorf	DEU	NIA	IDEENKAPITAL Investment GmbH	Ownership	100.000	Münchener Rückversicherung AG		
							IDEENKAPITAL Schiffsfonds Treuhand GmbHDüsseldorf	DEU	NIA	IDEENKAPITAL Investment GmbH	Ownership	100.000	Münchener Rückversicherung AG		

ANNUAL STATEMENT FOR THE YEAR 2021 OF THE American Modern Property and Casualty Insurance Company

SCHEDULE Y

PART 1A - DETAIL OF INSURANCE HOLDING COMPANY SYSTEM

1	2	3	4	5	6	7	8	9	10	11	12	13	14	15	16
Group Code	Group Name	NAIC Company Code	ID Number	Federal RSSD	CIK	Name of Securities Exchange if Publicly Traded (U.S. or International)	Names of Parent, Subsidiaries Or Affiliates	Domiciliary Location	Relationship to Reporting Entity	Directly Controlled by (Name of Entity/Person)	Type of Control (Ownership, Board, Management, Attorney-in-Fact, Influence, Other)	If Control is Ownership Provide Percentage	Ultimate Controlling Entity(ies)/Person(s)	Is an SCA Filing Required? (Yes/No)	*
							IDEENKAPITAL PRORENDITA EINS Treuhandgesellschaft mbHDüsseldorf	DEU	NIA	IDEENKAPITAL Investment GmbH	Ownership	100.000	Münchener Rückversicherung AG		
							PLATINIA Verwaltungs-GmbH i. L. München	DEU	NIA	IDEENKAPITAL Media Finance GmbH	Ownership	100.000	Münchener Rückversicherung AG		
							Mediastream Film GmbH i. L. Grünwald	DEU	NIA	IDEENKAPITAL Media Finance GmbH	Ownership	100.000	Münchener Rückversicherung AG		
							Mediastream Zweite Film GmbH i. L. Grünwald	DEU	NIA	IDEENKAPITAL Media Finance GmbH	Ownership	100.000	Münchener Rückversicherung AG		
							Mediastream Consulting GmbH i. L. Grünwald	DEU	NIA	IDEENKAPITAL Media Finance GmbH	Ownership	100.000	Münchener Rückversicherung AG		
							Mediastream Film GmbH & Co. Productions KG i. L. Grünwald	DEU	NIA	IDEENKAPITAL Media Finance GmbH	Ownership	100.000	Münchener Rückversicherung AG		
							Mediastream Zweite Film GmbH & Co. Productions KG i. L. Grünwald	DEU	NIA	Ideenkapital MediaTreuhand GmbH	Ownership	19.100	Münchener Rückversicherung AG		
							Productions KG i. L. Grünwald	DEU	NIA	Ideenkapital MediaTreuhand GmbH	Ownership	0.000	Münchener Rückversicherung AG		
							Hines Pan-European Core Fund FCP-FISLuxemburg	LUX	NIA	IDEENKAPITAL Metropolen Europa GmbH & Co. KG	Ownership	4.400	Münchener Rückversicherung AG		
							IDEENKAPITAL Metropolen Europa GmbH & Co. KG Düsseldorf	DEU	NIA	IDEENKAPITAL Metropolen Europa Verwaltungsgesellschaft mbH	Other	0.000	Münchener Rückversicherung AG		
							PRORENDITA FÜNF GmbH & Co. KG Düsseldorf	DEU	NIA	IDEENKAPITAL PRORENDITA EINS Treuhandgesellschaft mbH	Ownership	0.000	Münchener Rückversicherung AG		
							PRORENDITA VIER GmbH & Co. KG Düsseldorf	DEU	NIA	IDEENKAPITAL PRORENDITA EINS Treuhandgesellschaft mbH	Ownership	0.000	Münchener Rückversicherung AG		
							PRORENDITA DREI GmbH & Co. KG Düsseldorf	DEU	NIA	IDEENKAPITAL PRORENDITA EINS Treuhandgesellschaft mbH	Ownership	0.000	Münchener Rückversicherung AG		
							IK Einkauf Objekt Eins GmbH & Co. KG Düsseldorf	DEU	NIA	IK Einkauf Objektmanagement GmbH	Ownership	6.000	Münchener Rückversicherung AG		
							IK Einkauf Objekt Eins GmbH & Co. KG Düsseldorf	DEU	NIA	IK Einkauf Objektverwaltungsgesellschaft mbH	Other	0.000	Münchener Rückversicherung AG		
							IK Einkauf Objektmanagement GmbH Düsseldorf	DEU	NIA	IK Einkaufsmärkte Deutschland GmbH & Co. KG	Ownership	94.000	Münchener Rückversicherung AG		
							IK Einkauf Objekt Eins GmbH & Co. KG Düsseldorf	DEU	NIA	IK Einkaufsmärkte Deutschland GmbH & Co. KG	Ownership	94.000	Münchener Rückversicherung AG		
							IK Einkaufsmärkte Deutschland GmbH & Co. KG Düsseldorf	DEU	NIA	IK Einkaufsmärkte Deutschland Verwaltungsgesellschaft mbH	Other	0.000	Münchener Rückversicherung AG		
							IDEENKAPITAL Metropolen Europa GmbH & Co. KG Düsseldorf	DEU	NIA	IK FE Fonds Management GmbH	Ownership	0.000	Münchener Rückversicherung AG		
							K & P Pflegezentrum Uelzen IMMAC Renditefonds GmbH & Co. KG Düsseldorf	DEU	NIA	IK FE Fonds Management GmbH	Ownership	0.000	Münchener Rückversicherung AG		
							IK Einkaufsmärkte Deutschland GmbH & Co. KG Düsseldorf	DEU	NIA	IK FE Fonds Management GmbH	Ownership	0.000	Münchener Rückversicherung AG		
							IK Objekt Bensheim Immobilienfonds GmbH & Co. KG Düsseldorf	DEU	NIA	IK FE Fonds Management GmbH	Ownership	0.100	Münchener Rückversicherung AG		
							K & P Obj. München Hüfelandstr Immo-Fonds GmbH & Co. KG i. L. Düsseldorf	DEU	NIA	IK FE Fonds Management GmbH	Ownership	0.000	Münchener Rückversicherung AG		
							IK Premium Fonds zwei GmbH & Co. KG Düsseldorf	DEU	NIA	IK Komp GmbH	Other	0.000	Münchener Rückversicherung AG		
							IK Premium Fonds GmbH & Co. KG Düsseldorf	DEU	NIA	IK Komp GmbH	Other	0.000	Münchener Rückversicherung AG		
							IK Property Eins Verwaltungsgesellschaft mbH i. L. Düsseldorf	DEU	NIA	IK Komp GmbH	Ownership	100.000	Münchener Rückversicherung AG		
							US PROPERTIES VA Verwaltungs-GmbH i. L. Düsseldorf	DEU	NIA	IK Komp GmbH	Ownership	100.000	Münchener Rückversicherung AG		
							PRORENDITA FÜNF Verwaltungsgesellschaft mbHDüsseldorf	DEU	NIA	IK Komp GmbH	Ownership	100.000	Münchener Rückversicherung AG		
							IDEENKAPITAL Metropolen Europa Verwaltungsgesellschaft mbHDüsseldorf	DEU	NIA	IK Komp GmbH	Ownership	100.000	Münchener Rückversicherung AG		
							IK Pflegezentrum Uelzen Verwaltungs-GmbH Düsseldorf	DEU	NIA	IK Komp GmbH	Ownership	100.000	Münchener Rückversicherung AG		

ANNUAL STATEMENT FOR THE YEAR 2021 OF THE American Modern Property and Casualty Insurance Company

SCHEDULE Y

PART 1A - DETAIL OF INSURANCE HOLDING COMPANY SYSTEM

1	2	3	4	5	6	7	8	9	10	11	12	13	14	15	16
Group Code	Group Name	NAIC Company Code	ID Number	Federal RSSD	CIK	Name of Securities Exchange if Publicly Traded (U.S. or International)	Names of Parent, Subsidiaries Or Affiliates	Domiciliary Location	Relationship to Reporting Entity	Directly Controlled by (Name of Entity/Person)	Type of Control (Ownership, Board, Management, Attorney-in-Fact, Influence, Other)	If Control is Ownership Provide Percentage	Ultimate Controlling Entity(ies)/Person(s)	Is an SCA Filing Required? (Yes/No)	*
							IK Einkauf Objektverwaltungsgesellschaft mbHDüsseldorf	.DEU	NIA	IK Komp GmbH	Ownership	100.000	Münchener Rückversicherung AG		
							K & P Objekt München Hufelandstraße GmbH i. L. Düsseldorf	.DEU	NIA	IK Komp GmbH	Ownership	100.000	Münchener Rückversicherung AG		
							IK Objekt Bensheim GmbH Düsseldorf	.DEU	NIA	IK Komp GmbH	Ownership	100.000	Münchener Rückversicherung AG		
							PORT Schiffsverwaltungsgesellschaft mbH i. L. Bramstedt	.DEU	NIA	IK Komp GmbH	Ownership	100.000	Münchener Rückversicherung AG		
							PRORENDITA VIER Verwaltungsgesellschaft mbHDüsseldorf	.DEU	NIA	IK Komp GmbH	Ownership	100.000	Münchener Rückversicherung AG		
							PRORENDITA EINS Verwaltungsgesellschaft mbH i. L. Düsseldorf	.DEU	NIA	IK Komp GmbH	Ownership	100.000	Münchener Rückversicherung AG		
							PRORENDITA ZWEI Verwaltungsgesellschaft mbH i. L. Düsseldorf	.DEU	NIA	IK Komp GmbH	Ownership	100.000	Münchener Rückversicherung AG		
							PRORENDITA DREI Verwaltungsgesellschaft mbHDüsseldorf	.DEU	NIA	IK Komp GmbH	Ownership	100.000	Münchener Rückversicherung AG		
							IK Einkaufsmärkte Deutschland Verwaltungsgesellschaft mbHDüsseldorf	.DEU	NIA	IK Komp GmbH	Ownership	100.000	Münchener Rückversicherung AG		
							IK Objekt Bensheim Immobilienfonds GmbH & Co. KG Düsseldorf	.DEU	NIA	IK Objekt Bensheim GmbH	Other	0.000	Münchener Rückversicherung AG		
							K & P Pflegezentrum Uelzen IMMAC Renditefonds GmbH & Co. KG Düsseldorf	.DEU	NIA	IK Pflegezentrum Uelzen Verwaltungs-GmbH	Other	0.000	Münchener Rückversicherung AG		
							IDEENKAPITAL Metropolen Europa GmbH & Co. KG Düsseldorf	.DEU	NIA	IK Premium Fonds GmbH & Co. KG	Ownership	72.300	Münchener Rückversicherung AG		
							IKFE Properties I AG Zürich	.CHE	NIA	IK Premium Fonds GmbH & Co. KG	Ownership	64.400	Münchener Rückversicherung AG		
							K & P Pflegezentrum Uelzen IMMAC Renditefonds GmbH & Co. KG Düsseldorf	.DEU	NIA	IK Premium Fonds GmbH & Co. KG	Ownership	85.600	Münchener Rückversicherung AG		
							IK Einkaufsmärkte Deutschland GmbH & Co. KG Düsseldorf	.DEU	NIA	IK Premium Fonds GmbH & Co. KG	Ownership	52.000	Münchener Rückversicherung AG		
							IK Objekt Bensheim Immobilienfonds GmbH & Co. KG Düsseldorf	.DEU	NIA	IK Premium Fonds GmbH & Co. KG	Ownership	16.200	Münchener Rückversicherung AG		
							PLATINIA world wide equity Erste Bet.-GmbH & Co. KG i. L. Grünwald	.DEU	NIA	IK Premium Fonds GmbH & Co. KG	Ownership	0.400	Münchener Rückversicherung AG		
							PRORENDITA FÜNF GmbH & Co. KG Düsseldorf	.DEU	NIA	IK Premium Fonds zwei GmbH & Co. KG	Ownership	0.000	Münchener Rückversicherung AG		
							PRORENDITA DREI GmbH & Co. KG Düsseldorf	.DEU	NIA	IK Premium Fonds zwei GmbH & Co. KG	Ownership	0.000	Münchener Rückversicherung AG		
							IDEENKAPITAL Metropolen Europa GmbH & Co. KG Düsseldorf	.DEU	NIA	IK Property Treuhand GmbH	Ownership	0.000	Münchener Rückversicherung AG		
							IK Einkaufsmärkte Deutschland GmbH & Co. KG Düsseldorf	.DEU	NIA	IK Property Treuhand GmbH	Ownership	0.000	Münchener Rückversicherung AG		
							ITERGO Service GmbH Düsseldorf	.DEU	NIA	ITERGO Informationstechnologie GmbH	Ownership	100.000	Münchener Rückversicherung AG		
							JRP Underwriting Ltd. London	.GBR	NIA	JRP Insurance Management Limited	Ownership	100.000	Münchener Rückversicherung AG		
							JRP (London) Limited London	.GBR	NIA	JRP Insurance Management Limited	Ownership	100.000	Münchener Rückversicherung AG		
							MPL Claims Management Ltd. London	.GBR	NIA	JRP Insurance Management Limited	Ownership	52.000	Münchener Rückversicherung AG		
							ATU Landbau GmbH & Co. KG München	.DEU	NIA	Junos Verwaltungs GmbH	Other	0.000	Münchener Rückversicherung AG		
							K & P Obj. München Hufelandstr Immo-Fonds GmbH & Co. KG i. L. Düsseldorf	.DEU	NIA	K & P Objekt München Hufelandstraße GmbH i. L.	Other	0.000	Münchener Rückversicherung AG		
							Legalist Fund II LP Wilmington, Delaware	.DE	NIA	Larus Vermögensverwaltungsges. mbH	Ownership	15.000	Münchener Rückversicherung AG		
							UAB VL Investment Vilnius Vilnius	.LTU	NIA	Lietuva Demetra GmbH	Ownership	100.000	Münchener Rückversicherung AG		
							UAB Sietuve Vilnius	.LTU	NIA	Lietuva Demetra GmbH	Ownership	100.000	Münchener Rückversicherung AG		
							DANSKE INVEST SICAV (Danish Mortgage Bond) Luxemburg	.LUX	NIA	MEAG ATLAS	Ownership	11.200	Münchener Rückversicherung AG		
							WFB Stockholm Management AB Stockholm	.SWE	NIA	MEAG European Prime Opportunities	Ownership	50.000	Münchener Rückversicherung AG		
							Gaucheret S.A. Ixelles	.BEL	NIA	MEAG European Prime Opportunities	Ownership	100.000	Münchener Rückversicherung AG		
							Nürnberg Beteiligungs AG Nürnberg	.DEU	NIA	MEAG HMR 1	Ownership	2.000	Münchener Rückversicherung AG		

ANNUAL STATEMENT FOR THE YEAR 2021 OF THE American Modern Property and Casualty Insurance Company

SCHEDULE Y

PART 1A - DETAIL OF INSURANCE HOLDING COMPANY SYSTEM

1	2	3	4	5	6	7	8	9	10	11	12	13	14	15	16
Group Code	Group Name	NAIC Company Code	ID Number	Federal RSSD	CIK	Name of Securities Exchange if Publicly Traded (U.S. or International)	Names of Parent, Subsidiaries Or Affiliates	Domiciliary Location	Relationship to Reporting Entity	Directly Controlled by (Name of Entity/Person)	Type of Control (Ownership, Board, Management, Attorney-in-Fact, Influence, Other)	If Control is Ownership Provide Percentage	Ultimate Controlling Entity(ies)/Person(s)	Is an SCA Filing Required? (Yes/No)	*
							MEAG INSTITUTIONAL FUND S.C.S. SICAV-RAIF - Infra Debt I Luxemburg	LUX	NIA	MEAG Institutional Fund GP S.à.r.l.	Other	0.000	Münchener Rückversicherung AG		
							DANSKE INVEST SICAV (Danish Mortgage Bond) Luxemburg	LUX	NIA	MEAG Kapital 5	Ownership	7.500	Münchener Rückversicherung AG		
							MEAG MUNICH ERGO KAG mbH München	DEU	NIA	MEAG Munich ERGO Asset Management	Ownership	100.000	Münchener Rückversicherung AG		
							Gaucheret S.A. Ixelles	BEL	NIA	MEAG Munich ERGO Asset Management	Ownership	0.000	Münchener Rückversicherung AG		
							MEAG Pacific Star Asset Management Pte. Ltd. Singapur	SGP	NIA	MEAG Munich ERGO Asset Management	Ownership	50.000	Münchener Rückversicherung AG		
							VV Immobilien Verw.u. Beteiligungs GmbH München	DEU	NIA	MEAG Munich ERGO Asset Management	Ownership	30.000	Münchener Rückversicherung AG		
							LCM Logistic Center Management GmbH Hamburg	DEU	NIA	MEAG Munich ERGO Asset Management	Ownership	50.000	Münchener Rückversicherung AG		
							MS Immobilien-Fonds Objekt Leipzig GmbH & Co. KG Stuttgart	DEU	NIA	MEAG Munich ERGO Asset Management	Ownership	0.200	Münchener Rückversicherung AG		
							MEAG Luxembourg Luxemburg	LUX	NIA	MEAG MUNICH ERGO KAG mbH	Ownership	100.000	Münchener Rückversicherung AG		
							MEAG Institutional Fund GP S.à.r.l. Luxemburg	LUX	NIA	MEAG MUNICH ERGO KAG mbH	Ownership	100.000	Münchener Rückversicherung AG		
							MEAG INSTITUTIONAL FUND S.C.S. SICAV-RAIF - Infra Debt II Luxemburg	LUX	NIA	MEAG MUNICH ERGO KAG mbH	Ownership	0.000	Münchener Rückversicherung AG		
							MEAG Infrastructure Debt Fund Sub-Fund I Luxemburg	LUX	NIA	MEAG MUNICH ERGO KAG mbH	Other	0.000	Münchener Rückversicherung AG		
							MEAG EuroFlex München	DEU	NIA	MEAG MUNICH ERGO KAG mbH	Ownership	9.400	Münchener Rückversicherung AG		
							MEAG Prof III Beteiligungsgesellschaft mbH München	DEU	NIA	MEAG Property Fund III	Ownership	100.000	Münchener Rückversicherung AG		
							PLATINIA world wide equity Erste Bet.-GmbH & Co. KG i. L. Grünwald	DEU	NIA	Mediastream Consulting GmbH i. L.	Ownership	0.000	Münchener Rückversicherung AG		
							Mediastream Film GmbH & Co. Productions KG i. L. Grünwald	DEU	NIA	Mediastream Film GmbH i. L.	Other	0.000	Münchener Rückversicherung AG		
							Mediastream Zweite Film GmbH & Co. Productions KG i. L. Grünwald	DEU	NIA	Mediastream Zweite Film GmbH i. L.	Other	0.000	Münchener Rückversicherung AG		
							MR HealthTech Ltd. Nicosia	CYP	NIA	MedNet Holding GmbH	Ownership	100.000	Münchener Rückversicherung AG		
							MedNet Europa GmbH München	DEU	NIA	MedNet Holding GmbH	Ownership	100.000	Münchener Rückversicherung AG		
							MedNet Jordan Co. W.L.L. Amman	JOR	NIA	MedNet Holding GmbH	Ownership	100.000	Münchener Rückversicherung AG		
							MedNet Greece S.A. Athen	GRC	NIA	MedNet Holding GmbH	Ownership	78.700	Münchener Rückversicherung AG		
							MedNet UAE FZ LLC Dubai	ARE	NIA	MedNet Holding GmbH	Ownership	100.000	Münchener Rückversicherung AG		
							MedNet Bahrain W.L.L. Manama	BHR	NIA	MedNet Holding GmbH	Ownership	100.000	Münchener Rückversicherung AG		
							MedNet Saudi Arabia LLC Jeddah	SAU	NIA	MedNet Holding GmbH	Ownership	100.000	Münchener Rückversicherung AG		
							MedNet Egypt LLC Kairo	EGY	NIA	MedNet Holding GmbH	Ownership	100.000	Münchener Rückversicherung AG		
							MedNet Global Healthcare Solutions LLC Dubai	ARE	NIA	MedNet UAE FZ LLC	Ownership	100.000	Münchener Rückversicherung AG		
							MedNet SPCMuscat	OMN	NIA	MedNet UAE FZ LLC	Ownership	100.000	Münchener Rückversicherung AG		
							Schrömbgens & Stephan GmbH Versicherungsmakler Düsseldorf	DEU	NIA	Merkur Grundstücks- und Beteiligungs-Gesellschaft mbH	Ownership	100.000	Münchener Rückversicherung AG		
							MFI Munich Finance and Investment Ltd Ta' Xbiex	MLT	NIA	MFI Munich Finance and Investment Holding Ltd	Ownership	100.000	Münchener Rückversicherung AG		
							LINDSAY GOLDBERG IV - A AIV LP Wilmington, Delaware	DE	NIA	MR Beteiligungen 1. GmbH	Ownership	48.100	Münchener Rückversicherung AG		
							TPG ART Cayfir AIV I LP Fort Worth, Texas	DE	NIA	MR Beteiligungen 1. GmbH	Ownership	42.400	Münchener Rückversicherung AG		
							TPG ART DE AIV I LP Fort Worth, Texas	DE	NIA	MR Beteiligungen 1. GmbH	Ownership	23.800	Münchener Rückversicherung AG		
							TPG ART FIP AIV II LP Fort Worth, Texas	DE	NIA	MR Beteiligungen 1. GmbH	Ownership	36.000	Münchener Rückversicherung AG		
							BC European Capital X - 5A LP London	GBR	NIA	MR Beteiligungen 1. GmbH	Ownership	30.000	Münchener Rückversicherung AG		
							ARDIAN German Feeder Expansion Fund V S.L.P. Paris	FRA	NIA	MR Beteiligungen 1. GmbH	Ownership	22.100	Münchener Rückversicherung AG		
							Warburg Pincus Global Growth-E (E&P)-1 LP Wilmington, Delaware	NY	NIA	MR Beteiligungen 1. GmbH	Ownership	1.600	Münchener Rückversicherung AG		

ANNUAL STATEMENT FOR THE YEAR 2021 OF THE American Modern Property and Casualty Insurance Company

SCHEDULE Y

PART 1A - DETAIL OF INSURANCE HOLDING COMPANY SYSTEM

1	2	3	4	5	6	7	8	9	10	11	12	13	14	15	16
Group Code	Group Name	NAIC Company Code	ID Number	Federal RSSD	CIK	Name of Securities Exchange if Publicly Traded (U.S. or International)	Names of Parent, Subsidiaries Or Affiliates	Domi-ciliary Location	Relation-ship to Reporting Entity	Directly Controlled by (Name of Entity/Person)	Type of Control (Ownership, Board, Management, Attorney-in-Fact, Influence, Other)	If Control is Ownership Provide Percentage	Ultimate Controlling Entity(ies)/Person(s)	Is an SCA Filing Re-quired? (Yes/No)	*
							Capital Dynamics Champion Ventures VI, LPDover, Delaware	CA	NIA	MR Beteiligungen 1. GmbH	Ownership	14.500	Münchener Rückversicherung AG		
							HRJ Global Buy-Out III (U.S.), LPDover, Delaware	CA	NIA	MR Beteiligungen 1. GmbH	Ownership	27.500	Münchener Rückversicherung AG		
							APEP Dachfonds GmbH & Co. KG München	DEU	NIA	MR Beteiligungen 1. GmbH	Ownership	6.100	Münchener Rückversicherung AG		
							Schroder Adveq Europe III L.P.Wilmington, Delaware	DE	NIA	MR Beteiligungen 1. GmbH	Ownership	2.900	Münchener Rückversicherung AG		
							APAX Europe VII - B, L.P.St. Peter Port	GBR	NIA	MR Beteiligungen 1. GmbH	Ownership	0.400	Münchener Rückversicherung AG		
							Schroders Capital Private Equity US II C.V.Willemstad, Curacao	ANT	NIA	MR Beteiligungen 1. GmbH	Ownership	4.400	Münchener Rückversicherung AG		
							Apollo Overseas Partners VII, L.P.Wilmington, Delaware	DE	NIA	MR Beteiligungen 1. GmbH	Ownership	5.200	Münchener Rückversicherung AG		
							New Enterprise Associates 13, L.P.George Town, Grand Cayman	CYM	NIA	MR Beteiligungen 1. GmbH	Ownership	0.800	Münchener Rückversicherung AG		
							Lexington Capital Partners VII, L.P.Wilmington, Delaware	DE	NIA	MR Beteiligungen 1. GmbH	Ownership	0.600	Münchener Rückversicherung AG		
							Braemar Energy Ventures III, L.P.Wilmington, Delaware	DE	NIA	MR Beteiligungen 1. GmbH	Ownership	8.300	Münchener Rückversicherung AG		
							MVP Fund II GmbH & Co. KGGrünwald	DEU	NIA	MR Beteiligungen 1. GmbH	Ownership	19.400	Münchener Rückversicherung AG		
							Element Partners IIWilmington, Delaware	DE	NIA	MR Beteiligungen 1. GmbH	Ownership	4.200	Münchener Rückversicherung AG		
							Braemar Energy Ventures IIDover, Delaware	DE	NIA	MR Beteiligungen 1. GmbH	Ownership	7.600	Münchener Rückversicherung AG		
							TPG Alternative and Renewable Technologies Partners, L.P.Wilmington, Delaware	DE	NIA	MR Beteiligungen 1. GmbH	Ownership	11.600	Münchener Rückversicherung AG		
							Lindsay Goldberg IV - A L.P.Dover, Delaware	DE	NIA	MR Beteiligungen 1. GmbH	Ownership	3.700	Münchener Rückversicherung AG		
							Coller International Partners VIILondon	GBR	NIA	MR Beteiligungen 1. GmbH	Ownership	0.800	Münchener Rückversicherung AG		
							Ares Corporate Opportunities Fund V L.P.Wilmington, Delaware	DE	NIA	MR Beteiligungen 1. GmbH	Ownership	0.600	Münchener Rückversicherung AG		
							ARDIAN LBO Fund VI A S.L.P.Paris	FRA	NIA	MR Beteiligungen 1. GmbH	Ownership	1.000	Münchener Rückversicherung AG		
							A9 EUR (Feeder) L.P.St. Peter Port	GBR	NIA	MR Beteiligungen 1. GmbH	Ownership	2.800	Münchener Rückversicherung AG		
							Greenspring Global Partners VIII L.P.George Town, Grand Cayman	CYM	NIA	MR Beteiligungen 1. GmbH	Ownership	3.700	Münchener Rückversicherung AG		
							New Enterprise Associates 16, L.P.Wilmington, Delaware	DE	NIA	MR Beteiligungen 1. GmbH	Ownership	0.700	Münchener Rückversicherung AG		
							Redpoint Omega III LPWilmington, Delaware	DE	NIA	MR Beteiligungen 1. GmbH	Ownership	6.500	Münchener Rückversicherung AG		
							ARDIAN Americas Infrastructure Fund IV S.C.S, SICAV-RAIFLuxemburg	LUX	NIA	MR Beteiligungen 1. GmbH	Ownership	8.600	Münchener Rückversicherung AG		
							Francisco Partners V, L.P.Cayman Islands	CYM	NIA	MR Beteiligungen 1. GmbH	Ownership	2.700	Münchener Rückversicherung AG		
							Redpoint Ventures VII LPWilmington, Delaware	DE	NIA	MR Beteiligungen 1. GmbH	Ownership	6.200	Münchener Rückversicherung AG		
							Audax Private Equity Fund VI B L.P.Wilmington, Delaware	DE	NIA	MR Beteiligungen 1. GmbH	Ownership	4.100	Münchener Rückversicherung AG		
							Apollo Overseas Partners (Delaware AIV) IX LPGeorge Town, Grand Cayman	CYM	NIA	MR Beteiligungen 1. GmbH	Ownership	0.500	Münchener Rückversicherung AG		
							AOP (DE) VII (EPE AIV I) LPGeorge Town, Grand Cayman	CYM	NIA	MR Beteiligungen 1. GmbH	Ownership	11.900	Münchener Rückversicherung AG		
							AOP (Talos Cayman) Holdings LPGeorge Town, Grand Cayman	CYM	NIA	MR Beteiligungen 1. GmbH	Ownership	1.500	Münchener Rückversicherung AG		
							AF V Energy I AIV A8 LPWilmington, Delaware	DE	NIA	MR Beteiligungen 1. GmbH	Ownership	13.000	Münchener Rückversicherung AG		
							AF V Energy II Delaware Feeder B LPWilmington, Delaware	DE	NIA	MR Beteiligungen 1. GmbH	Ownership	1.500	Münchener Rückversicherung AG		
							AF V Energy III AIV LPWilmington, Delaware	DE	NIA	MR Beteiligungen 1. GmbH	Ownership	0.600	Münchener Rückversicherung AG		
							AF V Energy IV AIV 2 LPWilmington, Delaware	DE	NIA	MR Beteiligungen 1. GmbH	Ownership	1.500	Münchener Rückversicherung AG		
							AF V Energy V AIV LPWilmington, Delaware	DE	NIA	MR Beteiligungen 1. GmbH	Ownership	0.600	Münchener Rückversicherung AG		
							AF V BD AIV LPWilmington, Delaware	DE	NIA	MR Beteiligungen 1. GmbH	Ownership	0.700	Münchener Rückversicherung AG		

ANNUAL STATEMENT FOR THE YEAR 2021 OF THE American Modern Property and Casualty Insurance Company

SCHEDULE Y

PART 1A - DETAIL OF INSURANCE HOLDING COMPANY SYSTEM

1	2	3	4	5	6	7	8	9	10	11	12	13	14	15	16
Group Code	Group Name	NAIC Company Code	ID Number	Federal RSSD	CIK	Name of Securities Exchange if Publicly Traded (U.S. or International)	Names of Parent, Subsidiaries Or Affiliates	Domi-ciliary Location	Relation-ship to Reporting Entity	Directly Controlled by (Name of Entity/Person)	Type of Control (Ownership, Board, Management, Attorney-in-Fact, Influence, Other)	If Control is Ownership Provide Percentage	Ultimate Controlling Entity(ies)/Person(s)	Is an SCA Filing Re-quired? (Yes/No)	*
							Braemar Energy Ventures II AIV LPGeorge Town, Grand Cayman	.CYM	NIA	MR Beteiligungen 1. GmbH	Ownership	7.500	Münchener Rückversicherung AG		
							Lindsay Goldberg IV – A REIT AIV LPWilmington, Delaware	.DE	NIA	MR Beteiligungen 1. GmbH	Ownership	3.700	Münchener Rückversicherung AG		
							MIP IV (Canada) AIV LPToronto, Ontario	.DE	NIA	MR Beteiligungen 1. GmbH	Ownership	3.000	Münchener Rückversicherung AG		
							MIP IV (EC1) AIV LPWilmington, Delaware	.DE	NIA	MR Beteiligungen 1. GmbH	Ownership	3.000	Münchener Rückversicherung AG		
							MIP IV (FCC) AIV LPWilmington, Delaware	.DE	NIA	MR Beteiligungen 1. GmbH	Ownership	3.000	Münchener Rückversicherung AG		
							MIP IV DC REIT AIV LPWilmington, Delaware	.DE	NIA	MR Beteiligungen 1. GmbH	Ownership	5.400	Münchener Rückversicherung AG		
							Green Partners Holdings AIV LPToronto, Ontario	.CAN	NIA	MR Beteiligungen 1. GmbH	Ownership	8.700	Münchener Rückversicherung AG		
							TPG ART-AIV LPFort Worth, Texas	.DE	NIA	MR Beteiligungen 1. GmbH	Ownership	11.600	Münchener Rückversicherung AG		
							Redpoint Ventures VIII LPWilmington, Delaware	.DE	NIA	MR Beteiligungen 1. GmbH	Ownership	5.500	Münchener Rückversicherung AG		
							BCEC X Holdings AIV 3 LPSt. Peter Port	.GBR	NIA	MR Beteiligungen 1. GmbH	Ownership	0.000	Münchener Rückversicherung AG		
							REDPOINT OMEGA IV LPWilmington, Delaware	.DE	NIA	MR Beteiligungen 1. GmbH	Ownership	1.900	Münchener Rückversicherung AG		
							Harvest Partners IX (Parallel) LPWilmington, Delaware	.DE	NIA	MR Beteiligungen 1. GmbH	Ownership	8.100	Münchener Rückversicherung AG		
							Siemens Global Innovation Partners I GmbH & Co. KG/München	.DEU	NIA	MR Beteiligungen 1. GmbH	Ownership	10.000	Münchener Rückversicherung AG		
							PAI Europe V – 1 L.P.St. Peter Port	.GBR	NIA	MR Beteiligungen 1. GmbH	Ownership	1.100	Münchener Rückversicherung AG		
							Crescent Mezzanine Partners VIIC, L.P.Wilmington, Delaware	.DE	NIA	MR Beteiligungen 1. GmbH	Ownership	1.100	Münchener Rückversicherung AG		
							Lindsay Goldberg V L.P.Wilmington, Delaware	.DE	NIA	MR Beteiligungen 1. GmbH	Ownership	0.300	Münchener Rückversicherung AG		
							Greenspring Global Partners IX-B L.P.Owings Mills, Maryland	.DE	NIA	MR Beteiligungen 1. GmbH	Ownership	0.900	Münchener Rückversicherung AG		
							New Enterprise Associates 17 L.P.Wilmington, Delaware	.DE	NIA	MR Beteiligungen 1. GmbH	Ownership	0.500	Münchener Rückversicherung AG		
							A10 EUR Feeder L.P.St. Peter Port	.GBR	NIA	MR Beteiligungen 1. GmbH	Ownership	1.400	Münchener Rückversicherung AG		
							Oak Hill Capital Partners V (Offshore) L.P.George Town, Grand Cayman	.CYM	NIA	MR Beteiligungen 1. GmbH	Ownership	1.500	Münchener Rückversicherung AG		
							Lindsay Goldberg V AIV LPWilmington, Delaware	.DE	NIA	MR Beteiligungen 1. GmbH	Ownership	0.600	Münchener Rückversicherung AG		
							Ares Corporate Opportunities Fund III L.P.Wilmington, Delaware	.CA	NIA	MR Beteiligungen 1. GmbH	Ownership	0.700	Münchener Rückversicherung AG		
							Park Square Capital Partners III L.P.St. Martin	.FRA	NIA	MR Beteiligungen 1. GmbH	Ownership	1.500	Münchener Rückversicherung AG		
							GBOF V Feeder 2 SCSLuxemburg	.LUX	NIA	MR Beteiligungen 1. GmbH	Ownership	3.600	Münchener Rückversicherung AG		
							Apollo Overseas Partners IX, L.P.George Town, Grand Cayman	.CYM	NIA	MR Beteiligungen 1. GmbH	Ownership	2.200	Münchener Rückversicherung AG		
							Thoma Bravo Fund XIII L.P.Dover, Delaware	.NY	NIA	MR Beteiligungen 1. GmbH	Ownership	0.600	Münchener Rückversicherung AG		
							Thoma Bravo Fund XIII-P L.P.Dover, Delaware	.NY	NIA	MR Beteiligungen 1. GmbH	Ownership	0.600	Münchener Rückversicherung AG		
							Warburg Pincus Global Growth-E L.P.Wilmington, Delaware	.NY	NIA	MR Beteiligungen 1. GmbH	Ownership	1.000	Münchener Rückversicherung AG		
							ARES Special Opportunities Fund L.P.Wilmington, Delaware	.NY	NIA	MR Beteiligungen 1. GmbH	Ownership	0.800	Münchener Rückversicherung AG		
							Harvest Partners VIII (Parallel) L.P.Wilmington, Delaware	.NY	NIA	MR Beteiligungen 1. GmbH	Ownership	0.800	Münchener Rückversicherung AG		
							DIF Infrastructure VI Feeder S.C.S.Luxemburg	.LUX	NIA	MR Beteiligungen 1. GmbH	Ownership	2.000	Münchener Rückversicherung AG		
							Francisco Partners VI LPGeorge Town, Grand Cayman	.CYM	NIA	MR Beteiligungen 1. GmbH	Ownership	0.600	Münchener Rückversicherung AG		
							ACOF VI (F) Feeder LPWilmington, Delaware	.NY	NIA	MR Beteiligungen 1. GmbH	Ownership	5.800	Münchener Rückversicherung AG		
							AOP (DE) VIII (AIV-L) LPGeorge Town, Grand Cayman	.CYM	NIA	MR Beteiligungen 1. GmbH	Ownership	0.500	Münchener Rückversicherung AG		

ANNUAL STATEMENT FOR THE YEAR 2021 OF THE American Modern Property and Casualty Insurance Company

SCHEDULE Y

PART 1A - DETAIL OF INSURANCE HOLDING COMPANY SYSTEM

1	2	3	4	5	6	7	8	9	10	11	12	13	14	15	16
Group Code	Group Name	NAIC Company Code	ID Number	Federal RSSD	CIK	Name of Securities Exchange if Publicly Traded (U.S. or International)	Names of Parent, Subsidiaries Or Affiliates	Domi-ciliary Location	Relation-ship to Reporting Entity	Directly Controlled by (Name of Entity/Person)	Type of Control (Ownership, Board, Management, Attorney-in-Fact, Influence, Other)	If Control is Ownership Provide Percentage	Ultimate Controlling Entity(ies)/Person(s)	Is an SCA Filing Re-quired? (Yes/No)	*
							KKR Asian Fund III Japan AIV (EEA) LPGeorge Town, Grand Cayman	.CYM	NIA	MR Beteiligungen 1. GmbH	Ownership	1.800	Münchener Rückversicherung AG		
							KKR Asian Fund III Delaware AIV LPWilmington, Delaware	.NY	NIA	MR Beteiligungen 1. GmbH	Ownership	1.800	Münchener Rückversicherung AG		
							Warburg Pincus Global Growth-E (Cayman) LPGeorge Town, Grand Cayman	.CYM	NIA	MR Beteiligungen 1. GmbH	Ownership	1.200	Münchener Rückversicherung AG		
							AF III Cayman AIV LPGeorge Town, Grand Cayman	.CYM	NIA	MR Beteiligungen 1. GmbH	Ownership	0.700	Münchener Rückversicherung AG		
							Greenspring Global Partners X-B LPWilmington, Delaware	.NY	NIA	MR Beteiligungen 1. GmbH	Ownership	1.600	Münchener Rückversicherung AG		
							Thoma Bravo Fund XIV LPWilmington, Delaware	.NY	NIA	MR Beteiligungen 1. GmbH	Ownership	0.200	Münchener Rückversicherung AG		
							Scale Venture Partners VII LPWilmington, Delaware	.NY	NIA	MR Beteiligungen 1. GmbH	Ownership	1.200	Münchener Rückversicherung AG		
							ARDIAN Americas Infrastructure Fund V LPWilmington, Delaware	.NY	NIA	MR Beteiligungen 1. GmbH	Ownership	1.200	Münchener Rückversicherung AG		
							Bessemer Venture Partners XI Institutional LPGeorge Town, Grand Cayman	.CYM	NIA	MR Beteiligungen 1. GmbH	Ownership	0.600	Münchener Rückversicherung AG		
							ASOF HOS AIV 2 LPWilmington, Delaware	.NY	NIA	MR Beteiligungen 1. GmbH	Ownership	0.500	Münchener Rückversicherung AG		
							Ares Special Opportunities Fund II LPWilmington, Delaware	.NY	NIA	MR Beteiligungen 1. GmbH	Ownership	1.200	Münchener Rückversicherung AG		
							PAI Europe V - 1 FCPST. Peter Port	.GBR	NIA	MR Beteiligungen 1. GmbH	Ownership	2.200	Münchener Rückversicherung AG		
							Access Capital Fund IV L.P.St. Peter Port	.GBR	NIA	MR Beteiligungen 1. GmbH	Ownership	8.900	Münchener Rückversicherung AG		
							Pantheon Asia Fund V L.P.St. Peter Port	.GBR	NIA	MR Beteiligungen 1. GmbH	Ownership	3.700	Münchener Rückversicherung AG		
							Schroders Capital Private Equity Europe IV B C.V.Willemstad, Curacao	.ANT	NIA	MR Beteiligungen 1. GmbH	Ownership	11.300	Münchener Rückversicherung AG		
							CVC European Equity Partners V (A) L.P.George Town, Grand Cayman	.CYM	NIA	MR Beteiligungen 1. GmbH	Ownership	0.600	Münchener Rückversicherung AG		
							Greenspring Global Partners IV-B L.P.Wilmington, Delaware	.DE	NIA	MR Beteiligungen 1. GmbH	Ownership	5.000	Münchener Rückversicherung AG		
							TowerBrook Investors III, L.P.George Town, Grand Cayman	.CYM	NIA	MR Beteiligungen 1. GmbH	Ownership	1.300	Münchener Rückversicherung AG		
							Greenspring Global Partners VII-B L.P.George Town, Grand Cayman	.CYM	NIA	MR Beteiligungen 1. GmbH	Ownership	6.000	Münchener Rückversicherung AG		
							EQT VIII (No.3) SCSPLuxemburg	.LUX	NIA	MR Beteiligungen 1. GmbH	Ownership	14.800	Münchener Rückversicherung AG		
							Macquarie Infrastructure Partners IV SCSPLuxemburg	.LUX	NIA	MR Beteiligungen 1. GmbH	Ownership	28.800	Münchener Rückversicherung AG		
							IK IX Fund LP Feeder SCSPLuxemburg	.LUX	NIA	MR Beteiligungen 1. GmbH	Ownership	17.100	Münchener Rückversicherung AG		
							EQT IX (No. 3) SCSPLuxemburg	.LUX	NIA	MR Beteiligungen 1. GmbH	Ownership	11.500	Münchener Rückversicherung AG		
							MIP V DIRECT EU PARTNERS SCSPLuxemburg	.LUX	NIA	MR Beteiligungen 1. GmbH	Ownership	20.000	Münchener Rückversicherung AG		
							Macquarie European Infrastructure Fund 5 SCSPLuxemburg	.LUX	NIA	MR Beteiligungen 1. GmbH	Ownership	2.400	Münchener Rückversicherung AG		
							KKR Asian Fund III (EEA) SCSPLuxemburg	.LUX	NIA	MR Beteiligungen 1. GmbH	Ownership	1.800	Münchener Rückversicherung AG		
							CapVest Equity Partners IV SCSPLuxemburg	.LUX	NIA	MR Beteiligungen 1. GmbH	Ownership	1.400	Münchener Rückversicherung AG		
							ICG Europe Fund VII Feeder SCSPLuxemburg	.LUX	NIA	MR Beteiligungen 1. GmbH	Ownership	0.300	Münchener Rückversicherung AG		
							Permira VII L.P.2 SCSPLuxemburg	.LUX	NIA	MR Beteiligungen 1. GmbH	Ownership	0.700	Münchener Rückversicherung AG		
							KKR Asian Fund IV SCSPLuxemburg	.LUX	NIA	MR Beteiligungen 1. GmbH	Ownership	0.200	Münchener Rückversicherung AG		
							EQT Camera Side Car (No. 3) SCSPLuxemburg	.LUX	NIA	MR Beteiligungen 1. GmbH	Ownership	0.300	Münchener Rückversicherung AG		
							ICG Europe Fund VIII Feeder SCSPLuxemburg	.LUX	NIA	MR Beteiligungen 1. GmbH	Ownership	0.700	Münchener Rückversicherung AG		
							Macquarie Infrastructure Partners V SCSPLuxemburg	.LUX	NIA	MR Beteiligungen 1. GmbH	Ownership	0.400	Münchener Rückversicherung AG		
							Collier International Partners VIII Luxembourg SLPLLeudelage	.LUX	NIA	MR Beteiligungen 1. GmbH	Ownership	1.400	Münchener Rückversicherung AG		
							MR Beteiligungen 18. GmbH & Co. Immobilien KGGrünwald	.DEU	NIA	MR Beteiligungen 18. GmbH	Other	0.000	Münchener Rückversicherung AG		

ANNUAL STATEMENT FOR THE YEAR 2021 OF THE American Modern Property and Casualty Insurance Company

SCHEDULE Y

PART 1A - DETAIL OF INSURANCE HOLDING COMPANY SYSTEM

1	2	3	4	5	6	7	8	9	10	11	12	13	14	15	16
Group Code	Group Name	NAIC Company Code	ID Number	Federal RSSD	CIK	Name of Securities Exchange if Publicly Traded (U.S. or International)	Names of Parent, Subsidiaries Or Affiliates	Domiciliary Location	Relationship to Reporting Entity	Directly Controlled by (Name of Entity/Person)	Type of Control (Ownership, Board, Management, Attorney-in-Fact, Influence, Other)	If Control is Ownership Provide Percentage	Ultimate Controlling Entity(ies)/Person(s)	Is an SCA Filing Required? (Yes/No)	*
							MR Beteiligungen 18. GmbH & Co. Real Estate KGGrünwald	.DEU	NIA	MR Beteiligungen 18. GmbH	Other	0.000	Münchener Rückversicherung AG		
							MR Beteiligungen 18. GmbH & Co. 2. Real Estate KGGrünwald	.DEU	NIA	MR Beteiligungen 18. GmbH	Other	0.000	Münchener Rückversicherung AG		
							MR Beteiligungen 18. GmbH & Co. 3. Real Estate KGGrünwald	.DEU	NIA	MR Beteiligungen 18. GmbH	Other	0.000	Münchener Rückversicherung AG		
							MR Beteiligungen 18. GmbH & Co. 4. Real Estate KGGrünwald	.DEU	NIA	MR Beteiligungen 18. GmbH	Other	0.000	Münchener Rückversicherung AG		
							Hines India Fund LPWilmington, Delaware	.TX	NIA	MR Beteiligungen 19. GmbH	Ownership	11.800	Münchener Rückversicherung AG		
							Invesco MEAG US Immobilien Fonds IVLuxemburg	.LUX	NIA	MR Beteiligungen 19. GmbH	Ownership	21.500	Münchener Rückversicherung AG		
							MEAG Lambda EUR EM LocalGrünwald	.DEU	NIA	MR Beteiligungen 2. EUR AG & Co. KG	Ownership	100.000	Münchener Rückversicherung AG		
							Fotouno S.r.l.Brixen	.ITA	NIA	MR Beteiligungen 2. GmbH	Ownership	100.000	Münchener Rückversicherung AG		
							Fotowatio Italia Galatina S.r.l.Brixen	.ITA	NIA	MR Beteiligungen 2. GmbH	Ownership	100.000	Münchener Rückversicherung AG		
							Adelfa Servicios a Instalaciones	.ESP	NIA	MR Beteiligungen 2. GmbH	Ownership	100.000	Münchener Rückversicherung AG		
							Fotovoltaicas S.L.Santa Cruz de Tenerife	.ESP	NIA	MR Beteiligungen 2. GmbH	Ownership	100.000	Münchener Rückversicherung AG		
							MAGAZ FOTOVOLTAICA S.L.U.Alcobendas	.ESP	NIA	MR Beteiligungen 2. GmbH	Ownership	100.000	Münchener Rückversicherung AG		
							Sun Energy & Partners S.r.l.Brixen	.ITA	NIA	MR Beteiligungen 2. GmbH	Ownership	100.000	Münchener Rückversicherung AG		
							MR RENT UK Investment LimitedLondon	.GBR	NIA	MR Beteiligungen 2. GmbH	Ownership	100.000	Münchener Rückversicherung AG		
							Windpark MR-N GmbH & Co. KGBremen	.DEU	NIA	MR Beteiligungen 2. GmbH	Ownership	100.000	Münchener Rückversicherung AG		
							Wind Farms Götaland Svealand ABHässleholm	.SWE	NIA	MR Beteiligungen 2. GmbH	Ownership	100.000	Münchener Rückversicherung AG		
							KS SPV 23 LimitedLondon	.GBR	NIA	MR Beteiligungen 2. GmbH	Ownership	100.000	Münchener Rückversicherung AG		
							Countryside Renewables (Forest Heath) LimitedLondon	.GBR	NIA	MR Beteiligungen 2. GmbH	Ownership	100.000	Münchener Rückversicherung AG		
							Corwall Power (Polmaugan) LimitedLondon	.GBR	NIA	MR Beteiligungen 2. GmbH	Ownership	100.000	Münchener Rückversicherung AG		
							Lynt Farm Solar LimitedLondon	.GBR	NIA	MR Beteiligungen 2. GmbH	Ownership	100.000	Münchener Rückversicherung AG		
							Wind Farm Jenasen ABHässleholm	.SWE	NIA	MR Beteiligungen 2. GmbH	Ownership	100.000	Münchener Rückversicherung AG		
							FW Zary Sp.z.o.o.Warschau	.POL	NIA	MR Beteiligungen 2. GmbH	Ownership	100.000	Münchener Rückversicherung AG		
							EGM Wind SASParis	.FRA	NIA	MR Beteiligungen 2. GmbH	Ownership	40.000	Münchener Rückversicherung AG		
							MEAG Munich Re PlacementGrünwald	.DEU	NIA	MR Beteiligungen 3. EUR AG & Co. KG	Ownership	100.000	Münchener Rückversicherung AG		
							MR Beteiligungen UK AG & Co. KGGrünwald	.DEU	NIA	MR Beteiligungen AG	Other	0.000	Münchener Rückversicherung AG		
							MR Beteiligungen USD AG & Co. KGGrünwald	.DEU	NIA	MR Beteiligungen AG	Other	0.000	Münchener Rückversicherung AG		
							MR Beteiligungen EUR AG & Co. KGGrünwald	.DEU	NIA	MR Beteiligungen AG	Other	0.000	Münchener Rückversicherung AG		
							MR Beteiligungen GBP AG & Co. KGGrünwald	.DEU	NIA	MR Beteiligungen AG	Other	0.000	Münchener Rückversicherung AG		
							MR Beteiligungen 2. EUR AG & Co. KGGrünwald	.DEU	NIA	MR Beteiligungen AG	Other	0.000	Münchener Rückversicherung AG		
							MR Beteiligungen 3. EUR AG & Co. KGGrünwald	.DEU	NIA	MR Beteiligungen AG	Other	0.000	Münchener Rückversicherung AG		
							MR Beteiligungen 2. UK AG & Co. KGGrünwald	.DEU	NIA	MR Beteiligungen AG	Other	0.000	Münchener Rückversicherung AG		
							MEAG Lambda EURGrünwald	.DEU	NIA	MR Beteiligungen EUR AG & Co. KG	Ownership	100.000	Münchener Rückversicherung AG		
							MEAG Lambda GBGrünwald	.DEU	NIA	MR Beteiligungen GBP AG & Co. KG	Ownership	100.000	Münchener Rückversicherung AG		
							Admiral Group PlcCardiff	.GBR	NIA	MR Beteiligungen UK AG & Co. KG	Ownership	5.000	Münchener Rückversicherung AG		
							MEAG Lambda USDGrünwald	.DEU	NIA	MR Beteiligungen USD AG & Co. KG	Ownership	100.000	Münchener Rückversicherung AG		
							Broad Street Loan Partners III Offshore - Unlevered LPGeorge Town, Grand Cayman	.CYM	NIA	MR Debt Finance GmbH	Ownership	24.700	Münchener Rückversicherung AG		
							Stone Ridge Alternative Lending Risk Premium FundNew York City, New York	.DE	NIA	MR Debt Finance GmbH	Ownership	1.400	Münchener Rückversicherung AG		
							Broad Street Loan Partners IV Offshore - Unlevered B, SLP Luxemburg	.LUX	NIA	MR Debt Finance GmbH	Ownership	50.000	Münchener Rückversicherung AG		
							HPS Specialty Loan Europe Fund V SCSLuxemburg	.LUX	NIA	MR Debt Finance GmbH	Ownership	24.300	Münchener Rückversicherung AG		
							Ares Capital Europe V (E) UnleveredLuxemburg	.LUX	NIA	MR Debt Finance GmbH	Ownership	2.100	Münchener Rückversicherung AG		
							Munich Re India Services Private LimitedMumbai	.IND	NIA	MR Financial Group GmbH	Ownership	1.000	Münchener Rückversicherung AG		
							STEAG Fernwärme GmbHEssen	.DEU	NIA	MR Infrastructure Investment GmbH	Ownership	49.000	Münchener Rückversicherung AG		

ANNUAL STATEMENT FOR THE YEAR 2021 OF THE American Modern Property and Casualty Insurance Company

SCHEDULE Y

PART 1A - DETAIL OF INSURANCE HOLDING COMPANY SYSTEM

1	2	3	4	5	6	7	8	9	10	11	12	13	14	15	16
Group Code	Group Name	NAIC Company Code	ID Number	Federal RSSD	CIK	Name of Securities Exchange if Publicly Traded (U.S. or International)	Names of Parent, Subsidiaries Or Affiliates	Domiciliary Location	Relationship to Reporting Entity	Directly Controlled by (Name of Entity/Person)	Type of Control (Ownership, Board, Management, Attorney-in-Fact, Influence, Other)	If Control is Ownership Provide Percentage	Ultimate Controlling Entity(ies)/Person(s)	Is an SCA Filing Required? (Yes/No)	*
							Infra Foch Topco SASPuteaux	.FRA	NIA	MR Infrastructure Investment GmbH	Ownership	10.800	Münchener Rückversicherung AG		
							Marchwood Power LimitedSouthampton	.GBR	NIA	MR Infrastructure Investment GmbH	Ownership	50.000	Münchener Rückversicherung AG		
							Arcapark SASRueil Malmaison	.FRA	NIA	MR Infrastructure Investment GmbH	Ownership	15.100	Münchener Rückversicherung AG		
							Poolbeg Investments LimitedLondon	.GBR	NIA	MR Infrastructure Investment GmbH	Ownership	37.500	Münchener Rückversicherung AG		
							Vier Gas Investments S.à.r.l.Luxemburg	.LUX	NIA	MR Infrastructure Investment GmbH	Ownership	36.400	Münchener Rückversicherung AG		
							M 31 Beteiligungsgesellschaft mbH & Co. Energie KGDüsseldorf	.DEU	NIA	MR Infrastructure Investment GmbH	Ownership	18.600	Münchener Rückversicherung AG		
							Autobahn Tank & Rast Management GmbHBonn	.DEU	NIA	MR Infrastructure Investment GmbH	Ownership	7.700	Münchener Rückversicherung AG		
							Autobahn Tank & Rast Gruppe GmbH & Co. KGBonn	.DEU	NIA	MR Infrastructure Investment GmbH	Ownership	7.700	Münchener Rückversicherung AG		
							T&R Real Estate GmbHBonn	.DEU	NIA	MR Infrastructure Investment GmbH	Ownership	7.700	Münchener Rückversicherung AG		
							T&R MLP GmbHBonn	.DEU	NIA	MR Infrastructure Investment GmbH	Ownership	7.700	Münchener Rückversicherung AG		
							Infra IV-D Investments, S.C.A.Luxemburg	.LUX	NIA	MR Infrastructure Investment GmbH	Ownership	28.600	Münchener Rückversicherung AG		
							KKR Global Infrastructure Investors L.P.George Town, Grand Cayman	.CYM	NIA	MR Infrastructure Investment GmbH	Ownership	4.100	Münchener Rückversicherung AG		
							KKR GLOBAL INFRASTRUCTURE INVESTORS (WATER) LPWilmington, Delaware	.DE	NIA	MR Infrastructure Investment GmbH	Ownership	4.100	Münchener Rückversicherung AG		
							Wight Ventures S.A.R.L.Luxemburg	.LUX	NIA	MR Infrastructure Investment GmbH	Ownership	4.100	Münchener Rückversicherung AG		
							Macquarie European Infrastructure Fund 4 L.P.St. Peter Port	.GBR	NIA	MR Infrastructure Investment GmbH	Ownership	0.900	Münchener Rückversicherung AG		
							KKR Global Infrastructure Investors II (EEA) L.P.London	.GBR	NIA	MR Infrastructure Investment GmbH	Ownership	1.500	Münchener Rückversicherung AG		
							KKR Global Infrastructure Investors II EEA (NEP) LPWilmington, Delaware	.NY	NIA	MR Infrastructure Investment GmbH	Ownership	1.500	Münchener Rückversicherung AG		
							KKR Global Infrastructure Investors II EEA (Rodeo) Wilmington, Delaware	.NY	NIA	MR Infrastructure Investment GmbH	Ownership	1.600	Münchener Rückversicherung AG		
							UK Wind Holdings Ltd.London	.GBR	NIA	MR RENT UK Investment Limited	Ownership	100.000	Münchener Rückversicherung AG		
							Bagnoor Holdings LimitedLondon	.GBR	NIA	MR RENT UK Investment Limited	Ownership	100.000	Münchener Rückversicherung AG		
							Scout Moor Group LimitedLondon	.GBR	NIA	MR RENT UK Investment Limited	Ownership	100.000	Münchener Rückversicherung AG		
							Windpark MR-N GmbH & Co. KGBremen	.DEU	NIA	MR RENT-Management GmbH	Other	0.000	Münchener Rückversicherung AG		
							use Solarpark Spanien 1 GmbH & Co. KGDüsseldorf	.DEU	NIA	MR Solar GmbH & Co. KG	Ownership	10.000	Münchener Rückversicherung AG		
							Solarfonds Göttelborn 2 GmbH & Co. KGDüsseldorf	.DEU	NIA	MR Solar GmbH & Co. KG	Ownership	34.400	Münchener Rückversicherung AG		
							MR Solar S.a.s. di welivit Solar Italia S.r.l.Bozen	.ITA	NIA	MR Solar GmbH & Co. KG	Ownership	100.000	Münchener Rückversicherung AG		
							40 Courcelles SASParis	.FRA	NIA	Münchener Rückversicherungs-Gesellschaft AG	Ownership	100.000	Münchener Rückversicherung AG		
							MR Beteiligungen 1. GmbHMünchen	.DEU	NIA	Münchener Rückversicherungs-Gesellschaft AG	Ownership	100.000	Münchener Rückversicherung AG		
							Forst Ebnath AGEbnath	.DEU	NIA	Münchener Rückversicherungs-Gesellschaft AG	Ownership	100.000	Münchener Rückversicherung AG		
							MR Infrastructure Investment GmbHMünchen	.DEU	NIA	Münchener Rückversicherungs-Gesellschaft AG	Ownership	100.000	Münchener Rückversicherung AG		
							MedNet Holding GmbHMünchen	.DEU	NIA	Münchener Rückversicherungs-Gesellschaft AG	Ownership	100.000	Münchener Rückversicherung AG		
							Silvanus Vermögensverwaltungsges.mbmMünchen	.DEU	NIA	Münchener Rückversicherungs-Gesellschaft AG	Ownership	100.000	Münchener Rückversicherung AG		
							MR Beteiligungen UK AG & Co. KGGrünwald	.DEU	NIA	Münchener Rückversicherungs-Gesellschaft AG	Ownership	100.000	Münchener Rückversicherung AG		
							MR Beteiligungen 19. GmbHMünchen	.DEU	NIA	Münchener Rückversicherungs-Gesellschaft AG	Ownership	100.000	Münchener Rückversicherung AG		
							Munich Re do Brasil Resseguradora SASão Paulo	.BRA	IA	Münchener Rückversicherungs-Gesellschaft AG	Ownership	100.000	Münchener Rückversicherung AG		

97.44

ANNUAL STATEMENT FOR THE YEAR 2021 OF THE American Modern Property and Casualty Insurance Company

SCHEDULE Y

PART 1A - DETAIL OF INSURANCE HOLDING COMPANY SYSTEM

1	2	3	4	5	6	7	8	9	10	11	12	13	14	15	16
Group Code	Group Name	NAIC Company Code	ID Number	Federal RSSD	CIK	Name of Securities Exchange if Publicly Traded (U.S. or International)	Names of Parent, Subsidiaries Or Affiliates	Domiciliary Location	Relationship to Reporting Entity	Directly Controlled by (Name of Entity/Person)	Type of Control (Ownership, Board, Management, Attorney-in-Fact, Influence, Other)	If Control is Ownership Provide Percentage	Ultimate Controlling Entity(ies)/Person(s)	Is an SCA Filing Required? (Yes/No)	*
							MunichFinancialGroup GmbHMünchen	DEU	NIA	Münchener Rückversicherungs-Gesellschaft AG	Ownership	100.000	Münchener Rückversicherung AG		
							MR Debt Finance GmbHGrünwald	DEU	NIA	Münchener Rückversicherungs-Gesellschaft AG	Ownership	100.000	Münchener Rückversicherung AG		
							Munich Re UK Services LimitedLondon	GBR	NIA	Münchener Rückversicherungs-Gesellschaft AG	Ownership	100.000	Münchener Rückversicherung AG		
							Bell & Clements (London) Ltd.London	GBR	NIA	Münchener Rückversicherungs-Gesellschaft AG	Ownership	100.000	Münchener Rückversicherung AG		
							WFB Stockholm Management ABStockholm	SWE	NIA	Münchener Rückversicherungs-Gesellschaft AG	Ownership	50.000	Münchener Rückversicherung AG		
							Munich Re Automation Solutions LimitedDublin	IRL	NIA	Münchener Rückversicherungs-Gesellschaft AG	Ownership	100.000	Münchener Rückversicherung AG		
							MR Beteiligungen USD AG & Co. KGGrünwald	DEU	NIA	Münchener Rückversicherungs-Gesellschaft AG	Ownership	100.000	Münchener Rückversicherung AG		
							MR Beteiligungen EUR AG & Co. KGGrünwald	DEU	NIA	Münchener Rückversicherungs-Gesellschaft AG	Ownership	100.000	Münchener Rückversicherung AG		
							MR Beteiligungen GBP AG & Co. KGGrünwald	DEU	NIA	Münchener Rückversicherungs-Gesellschaft AG	Ownership	100.000	Münchener Rückversicherung AG		
							Munich Re of Malta Holding LimitedTa' Xbiex	MLT	NIA	Münchener Rückversicherungs-Gesellschaft AG	Ownership	100.000	Münchener Rückversicherung AG		
							MR Beteiligungen 18. GmbH & Co. Immobilien KGGrünwald	DEU	NIA	Münchener Rückversicherungs-Gesellschaft AG	Ownership	100.000	Münchener Rückversicherung AG		
							MR Beteiligungen 2. EUR AG & Co. KGGrünwald	DEU	NIA	Münchener Rückversicherungs-Gesellschaft AG	Ownership	100.000	Münchener Rückversicherung AG		
							MR Beteiligungen 3. EUR AG & Co. KGGrünwald	DEU	NIA	Münchener Rückversicherungs-Gesellschaft AG	Ownership	100.000	Münchener Rückversicherung AG		
							Comino Beteiligungen GmbHGrünwald	DEU	NIA	Münchener Rückversicherungs-Gesellschaft AG	Ownership	100.000	Münchener Rückversicherung AG		
							MR ERGO Beteiligungen GmbHGrünwald	DEU	NIA	Münchener Rückversicherungs-Gesellschaft AG	Ownership	100.000	Münchener Rückversicherung AG		
							Great Lakes Insurance SEMünchen	DEU	IA	Münchener Rückversicherungs-Gesellschaft AG	Ownership	100.000	Münchener Rückversicherung AG		
							Munich Re Digital Partners LimitedLondon	GBR	NIA	Münchener Rückversicherungs-Gesellschaft AG	Ownership	100.000	Münchener Rückversicherung AG		
							Munich Re New Ventures Inc.Toronto, Ontario	CAN	NIA	Münchener Rückversicherungs-Gesellschaft AG	Ownership	100.000	Münchener Rückversicherung AG		
							MR Beteiligungen 2. GmbHMünchen	DEU	NIA	Münchener Rückversicherungs-Gesellschaft AG	Ownership	100.000	Münchener Rückversicherung AG		
							Munich Re PCC LimitedTa' Xbiex	MLT	IA	Münchener Rückversicherungs-Gesellschaft AG	Ownership	100.000	Münchener Rückversicherung AG		
							MR Beteiligungen 18. GmbH & Co. Real Estate KGGrünwald	DEU	NIA	Münchener Rückversicherungs-Gesellschaft AG	Ownership	100.000	Münchener Rückversicherung AG		
							CLUB Certificate Issuer Trust I Series 2018-17Wilmington, Delaware	DE	NIA	Münchener Rückversicherungs-Gesellschaft AG	Ownership	95.000	Münchener Rückversicherung AG		
							CLUB Certificate Issuer Trust I Series 2018-24Wilmington, Delaware	DE	NIA	Münchener Rückversicherungs-Gesellschaft AG	Ownership	95.000	Münchener Rückversicherung AG		
							CLUB Certificate Issuer Trust I Series 2018-31Wilmington, Delaware	DE	NIA	Münchener Rückversicherungs-Gesellschaft AG	Ownership	95.000	Münchener Rückversicherung AG		
							Prosper Pass-Thru Trust I Series 2018-1Wilmington, Delaware	DE	NIA	Münchener Rückversicherungs-Gesellschaft AG	Ownership	95.000	Münchener Rückversicherung AG		
							Prosper Pass-Thru Trust I Series 2018-2Wilmington, Delaware	DE	NIA	Münchener Rückversicherungs-Gesellschaft AG	Ownership	95.000	Münchener Rückversicherung AG		
							Prosper Pass-Thru Trust I Series 2019-01Wilmington, Delaware	DE	NIA	Münchener Rückversicherungs-Gesellschaft AG	Ownership	95.000	Münchener Rückversicherung AG		

ANNUAL STATEMENT FOR THE YEAR 2021 OF THE American Modern Property and Casualty Insurance Company

SCHEDULE Y

PART 1A - DETAIL OF INSURANCE HOLDING COMPANY SYSTEM

1	2	3	4	5	6	7	8	9	10	11	12	13	14	15	16
Group Code	Group Name	NAIC Company Code	ID Number	Federal RSSD	CIK	Name of Securities Exchange if Publicly Traded (U.S. or International)	Names of Parent, Subsidiaries Or Affiliates	Domiciliary Location	Relationship to Reporting Entity	Directly Controlled by (Name of Entity/Person)	Type of Control (Ownership, Board, Management, Attorney-in-Fact, Influence, Other)	If Control is Ownership Provide Percentage	Ultimate Controlling Entity(ies)/Person(s)	Is an SCA Filing Required? (Yes/No)	*
							CLUB Certificate Issuer Trust I Series 2019-05 Wilmington, Delaware	DE	NIA	Münchener Rückversicherungs-Gesellschaft AG	Ownership	95.000	Münchener Rückversicherung AG		
							Prosper Pass-Thru Trust I Series 2019-02 Wilmington, Delaware	DE	NIA	Münchener Rückversicherungs-Gesellschaft AG	Ownership	95.000	Münchener Rückversicherung AG		
							CLUB Certificate Issuer Trust I Series 2019-10 Wilmington, Delaware	DE	NIA	Münchener Rückversicherungs-Gesellschaft AG	Ownership	95.000	Münchener Rückversicherung AG		
							Prosper Pass-Thru Trust I Series 2019-03 Wilmington, Delaware	DE	NIA	Münchener Rückversicherungs-Gesellschaft AG	Ownership	95.000	Münchener Rückversicherung AG		
							New Reinsurance Company Ltd. Zürich	CHE	IA	Münchener Rückversicherungs-Gesellschaft AG	Ownership	100.000	Münchener Rückversicherung AG		
							Prosper Pass-Thru Trust I Series 2019-04 Wilmington, Delaware	DE	NIA	Münchener Rückversicherungs-Gesellschaft AG	Ownership	95.000	Münchener Rückversicherung AG		
							CLUB Certificate Issuer Trust I Series 2019-40 Wilmington, Delaware	DE	NIA	Münchener Rückversicherungs-Gesellschaft AG	Ownership	95.000	Münchener Rückversicherung AG		
							Prosper Pass-Thru Trust I Series 2019-05 Wilmington, Delaware	DE	NIA	Münchener Rückversicherungs-Gesellschaft AG	Ownership	95.000	Münchener Rückversicherung AG		
							CLUB Certificate Issuer Trust I Series 2019-47 Wilmington, Delaware	DE	NIA	Münchener Rückversicherungs-Gesellschaft AG	Ownership	95.000	Münchener Rückversicherung AG		
							Prosper Pass-Thru Trust I Series 2019-06 Wilmington, Delaware	DE	NIA	Münchener Rückversicherungs-Gesellschaft AG	Ownership	95.000	Münchener Rückversicherung AG		
							MR Beteiligungen 18. GmbH & Co. 2. Real Estate KGGrünwald	DEU	NIA	Münchener Rückversicherungs-Gesellschaft AG	Ownership	100.000	Münchener Rückversicherung AG		
							MR Beteiligungen 18. GmbH & Co. 3. Real Estate KGGrünwald	DEU	NIA	Münchener Rückversicherungs-Gesellschaft AG	Ownership	100.000	Münchener Rückversicherung AG		
							MR Beteiligungen 18. GmbH & Co. 4. Real Estate KGGrünwald	DEU	NIA	Münchener Rückversicherungs-Gesellschaft AG	Ownership	100.000	Münchener Rückversicherung AG		
							Prosper Pass-Thru Trust I Series 2020-01 Wilmington, Delaware	DE	NIA	Münchener Rückversicherungs-Gesellschaft AG	Ownership	95.000	Münchener Rückversicherung AG		
							Prosper Pass-Thru Trust I Series 2020-02 Wilmington, Delaware	DE	NIA	Münchener Rückversicherungs-Gesellschaft AG	Ownership	95.000	Münchener Rückversicherung AG		
							Prosper Pass-Thru Trust I Series 2021-01 Wilmington, Delaware	DE	NIA	Münchener Rückversicherungs-Gesellschaft AG	Ownership	95.000	Münchener Rückversicherung AG		
							Prosper Pass-Thru Trust I Series 2021-02 Wilmington, Delaware	DE	NIA	Münchener Rückversicherungs-Gesellschaft AG	Ownership	95.000	Münchener Rückversicherung AG		
							PARACHUTE DIGITAL SOLUTIONS HOLDINGS INC. Toronto, Ontario	CAN	NIA	Münchener Rückversicherungs-Gesellschaft AG	Ownership	100.000	Münchener Rückversicherung AG		
							Prosper Pass-Thru Trust I Series 2021-03 Wilmington, Delaware	DE	NIA	Münchener Rückversicherungs-Gesellschaft AG	Ownership	95.000	Münchener Rückversicherung AG		
							Prosper Pass-Thru Trust I Series 2021-04 Wilmington, Delaware	DE	NIA	Münchener Rückversicherungs-Gesellschaft AG	Ownership	95.000	Münchener Rückversicherung AG		
							Prosper Pass-Thru Trust I Series 2021-05 Wilmington, Delaware	DE	NIA	Münchener Rückversicherungs-Gesellschaft AG	Ownership	95.000	Münchener Rückversicherung AG		
							Munich Re Specialty Group Ltd. London	GBR	NIA	Münchener Rückversicherungs-Gesellschaft AG	Ownership	100.000	Münchener Rückversicherung AG		
							Munich Holdings of Australasia Pty Ltd Sydney	AUS	NIA	Münchener Rückversicherungs-Gesellschaft AG	Ownership	100.000	Münchener Rückversicherung AG		
							Munich Holdings Limited Toronto, Ontario	CAN	NIA	Münchener Rückversicherungs-Gesellschaft AG	Ownership	100.000	Münchener Rückversicherung AG		
							Munich Reinsurance Company of Africa Ltd Johannesburg	ZAF	IA	Münchener Rückversicherungs-Gesellschaft AG	Ownership	100.000	Münchener Rückversicherung AG		
							ERGO Group AG Düsseldorf	DEU	NIA	Münchener Rückversicherungs-Gesellschaft AG	Ownership	100.000	Münchener Rückversicherung AG		
							MEAG Cash Management GmbH München	DEU	NIA	Münchener Rückversicherungs-Gesellschaft AG	Ownership	60.000	Münchener Rückversicherung AG		

97.46

ANNUAL STATEMENT FOR THE YEAR 2021 OF THE American Modern Property and Casualty Insurance Company

SCHEDULE Y

PART 1A - DETAIL OF INSURANCE HOLDING COMPANY SYSTEM

1	2	3	4	5	6	7	8	9	10	11	12	13	14	15	16
Group Code	Group Name	NAIC Company Code	ID Number	Federal RSSD	CIK	Name of Securities Exchange if Publicly Traded (U.S. or International)	Names of Parent, Subsidiaries Or Affiliates	Domiciliary Location	Relationship to Reporting Entity	Directly Controlled by (Name of Entity/Person)	Type of Control (Ownership, Board, Management, Attorney-in-Fact, Influence, Other)	If Control is Ownership Provide Percentage	Ultimate Controlling Entity(ies)/Person(s)	Is an SCA Filing Required? (Yes/No)	*
							MEAG Munich ERGO Asset Management München	DEU	NIA	Münchener Rückversicherungs-Gesellschaft AG	Ownership	100.000	Münchener Rückversicherung AG		
							Hamburger Hof Management GmbH Hamburg	DEU	NIA	Münchener Rückversicherungs-Gesellschaft AG	Ownership	100.000	Münchener Rückversicherung AG		
							MR Financial Group GmbH München	DEU	NIA	Münchener Rückversicherungs-Gesellschaft AG	Ownership	100.000	Münchener Rückversicherung AG		
							Larus Vermögensverwaltungsges.mBHMünchen	DEU	NIA	Münchener Rückversicherungs-Gesellschaft AG	Ownership	100.000	Münchener Rückversicherung AG		
							MR Equity Investment GmbH München	DEU	NIA	Münchener Rückversicherungs-Gesellschaft AG	Ownership	100.000	Münchener Rückversicherung AG		
							MR Beteiligungen 15. GmbH München	DEU	NIA	Münchener Rückversicherungs-Gesellschaft AG	Ownership	100.000	Münchener Rückversicherung AG		
							MR RENT-Management GmbH München	DEU	NIA	Münchener Rückversicherungs-Gesellschaft AG	Ownership	100.000	Münchener Rückversicherung AG		
							MR Beteiligungen 18. GmbH Grünwald	DEU	NIA	Münchener Rückversicherungs-Gesellschaft AG	Ownership	100.000	Münchener Rückversicherung AG		
							DRIVEyourRisk GmbH München	DEU	NIA	Münchener Rückversicherungs-Gesellschaft AG	Ownership	100.000	Münchener Rückversicherung AG		
							MR Beteiligungen AG Grünwald	DEU	NIA	Münchener Rückversicherungs-Gesellschaft AG	Ownership	100.000	Münchener Rückversicherung AG		
							Munich Financial Group AG Holding München	DEU	NIA	Münchener Rückversicherungs-Gesellschaft AG	Ownership	100.000	Münchener Rückversicherung AG		
							Munich Financial Services AG Holding München	DEU	NIA	Münchener Rückversicherungs-Gesellschaft AG	Ownership	100.000	Münchener Rückversicherung AG		
							Münchener Finanz Gruppe AG Beteiligungen München	DEU	NIA	Münchener Rückversicherungs-Gesellschaft AG	Ownership	100.000	Münchener Rückversicherung AG		
							Münchener Argentina Servicios Técnicos Buenos Aires	ARG	NIA	Münchener Rückversicherungs-Gesellschaft AG	Ownership	90.000	Münchener Rückversicherung AG		
							Munich Re Investment Partners GmbH München	DEU	NIA	Münchener Rückversicherungs-Gesellschaft AG	Ownership	100.000	Münchener Rückversicherung AG		
							Reaseguradora de las Americas La Habana	CUB	NIA	Münchener Rückversicherungs-Gesellschaft AG	Ownership	100.000	Münchener Rückversicherung AG		
							MR Beteiligungen 17. GmbH München	DEU	NIA	Münchener Rückversicherungs-Gesellschaft AG	Ownership	100.000	Münchener Rückversicherung AG		
							Schloss Hohenkammer GmbH Hohenkammer	DEU	NIA	Münchener Rückversicherungs-Gesellschaft AG	Ownership	100.000	Münchener Rückversicherung AG		
							Munich Re India Services Private Limited Mumbai	IND	NIA	Münchener Rückversicherungs-Gesellschaft AG	Ownership	99.000	Münchener Rückversicherung AG		
							Munich Re Capital Markets GmbH München	DEU	NIA	Münchener Rückversicherungs-Gesellschaft AG	Ownership	100.000	Münchener Rückversicherung AG		
							MR Solar GmbH & Co. KG Düsseldorf	DEU	NIA	Münchener Rückversicherungs-Gesellschaft AG	Ownership	99.800	Münchener Rückversicherung AG		
							Evaluación Médica TUW S.L. Barcelona	ESP	NIA	Münchener Rückversicherungs-Gesellschaft AG	Ownership	100.000	Münchener Rückversicherung AG		
							P.A.N. Verwaltungs GmbH Grünwald	DEU	NIA	Münchener Rückversicherungs-Gesellschaft AG	Ownership	100.000	Münchener Rückversicherung AG		
							MÜNCHENER RÜCK, ESCRITÓRIO DE REPRESENTAÇÃO NO BRASIL LTDA São Paulo	BRA	NIA	Münchener Rückversicherungs-Gesellschaft AG	Ownership	100.000	Münchener Rückversicherung AG		
							Hansekuranz Kontor GmbH Münster	DEU	NIA	Münchener Rückversicherungs-Gesellschaft AG	Ownership	80.000	Münchener Rückversicherung AG		
							Sustainable Finance Risk Consulting GmbH München	DEU	NIA	Münchener Rückversicherungs-Gesellschaft AG	Ownership	100.000	Münchener Rückversicherung AG		
							MR Beteiligungen 3. GmbH München	DEU	NIA	Münchener Rückversicherungs-Gesellschaft AG	Ownership	100.000	Münchener Rückversicherung AG		

97.47

ANNUAL STATEMENT FOR THE YEAR 2021 OF THE American Modern Property and Casualty Insurance Company

SCHEDULE Y

PART 1A - DETAIL OF INSURANCE HOLDING COMPANY SYSTEM

1	2	3	4	5	6	7	8	9	10	11	12	13	14	15	16
Group Code	Group Name	NAIC Company Code	ID Number	Federal RSSD	CIK	Name of Securities Exchange if Publicly Traded (U.S. or International)	Names of Parent, Subsidiaries Or Affiliates	Domiciliary Location	Relationship to Reporting Entity	Directly Controlled by (Name of Entity/Person)	Type of Control (Ownership, Board, Management, Attorney-in-Fact, Influence, Other)	If Control is Ownership Provide Percentage	Ultimate Controlling Entity(ies)/Person(s)	Is an SCA Filing Required? (Yes/No)	*
							Munich Re Service GmbH München	DEU	NIA	Münchener Rückversicherungs-Gesellschaft AG	Ownership	100.000	Münchener Rückversicherung AG		
							Munich Re Markets GmbH München	DEU	NIA	Münchener Rückversicherungs-Gesellschaft AG	Ownership	100.000	Münchener Rückversicherung AG		
							TIERdirekt GmbH München	DEU	NIA	Münchener Rückversicherungs-Gesellschaft AG	Ownership	75.000	Münchener Rückversicherung AG		
							Munich Re Health Services FZ-LLC Dubai	ARE	NIA	Münchener Rückversicherungs-Gesellschaft AG	Ownership	100.000	Münchener Rückversicherung AG		
							MR Beteiligungen 2. UK AG & Co. KG Grünwald	DEU	NIA	Münchener Rückversicherungs-Gesellschaft AG	Ownership	100.000	Münchener Rückversicherung AG		
							MR Beteiligungen 20. GmbH München	DEU	NIA	Münchener Rückversicherungs-Gesellschaft AG	Ownership	100.000	Münchener Rückversicherung AG		
							MR Beteiligungen 21. GmbH München	DEU	NIA	Münchener Rückversicherungs-Gesellschaft AG	Ownership	100.000	Münchener Rückversicherung AG		
							MR Beteiligungen 22. GmbH München	DEU	NIA	Münchener Rückversicherungs-Gesellschaft AG	Ownership	100.000	Münchener Rückversicherung AG		
							Muenchener de Mexico, S.A. Mexiko	MEX	NIA	Münchener Rückversicherungs-Gesellschaft AG	Ownership	0.200	Münchener Rückversicherung AG		
							VICTORIA US Property Zwei GmbH i. L. München	DEU	NIA	Münchener Rückversicherungs-Gesellschaft AG	Ownership	100.000	Münchener Rückversicherung AG		
							SNIC Insurance B.S.C. @Manama	BHR	IA	Münchener Rückversicherungs-Gesellschaft AG	Ownership	22.500	Münchener Rückversicherung AG		
							Global Aerospace Underwriting Managers Ltd. London	GBR	NIA	Münchener Rückversicherungs-Gesellschaft AG	Ownership	51.000	Münchener Rückversicherung AG		
							Consorcio Internacional de Aseguradores de Crédito S.A. Madrid	ESP	NIA	Münchener Rückversicherungs-Gesellschaft AG	Ownership	15.000	Münchener Rückversicherung AG		
							Suramericana S.A. Medellin	COL	NIA	Münchener Rückversicherungs-Gesellschaft AG	Ownership	18.900	Münchener Rückversicherung AG		
							Taunus Holding B.V. Rotterdam	NLD	NIA	Münchener Rückversicherungs-Gesellschaft AG	Ownership	23.200	Münchener Rückversicherung AG		
							King Price Financial Services (Pty) Ltd. Pretoria	ZAF	NIA	Münchener Rückversicherungs-Gesellschaft AG	Ownership	15.000	Münchener Rückversicherung AG		
							PERILS AG Zürich	CHE	NIA	Münchener Rückversicherungs-Gesellschaft AG	Ownership	10.000	Münchener Rückversicherung AG		
							CertX AG Marly	CHE	NIA	Münchener Rückversicherungs-Gesellschaft AG	Ownership	35.000	Münchener Rückversicherung AG		
							versdiagnose GmbH Hannover	DEU	NIA	Münchener Rückversicherungs-Gesellschaft AG	Ownership	49.000	Münchener Rückversicherung AG		
							FlexFactory GmbH Stuttgart	DEU	NIA	Münchener Rückversicherungs-Gesellschaft AG	Ownership	50.000	Münchener Rückversicherung AG		
							Extremus Versicherungs-AG Köln	DEU	IA	Münchener Rückversicherungs-Gesellschaft AG	Ownership	16.000	Münchener Rückversicherung AG		
							Nürnberg Beteiligungs AG Nürnberg	DEU	NIA	Münchener Rückversicherungs-Gesellschaft AG	Ownership	16.300	Münchener Rückversicherung AG		
							Saudi Enaya Cooperative Insurance Company Jeddah	SAU	IA	Münchener Rückversicherungs-Gesellschaft AG	Ownership	15.000	Münchener Rückversicherung AG		
							Deutsches Forschungszentrum für Künstliche Intelligenz GmbH Kaiserslautern	DEU	NIA	Münchener Rückversicherungs-Gesellschaft AG	Ownership	2.500	Münchener Rückversicherung AG		
							B3i Services AG Zürich	CHE	NIA	Münchener Rückversicherungs-Gesellschaft AG	Ownership	2.800	Münchener Rückversicherung AG		
							Agricultural Management Services S.r.l. Mailand	ITA	NIA	Münchener Rückversicherungs-Gesellschaft AG	Ownership	33.300	Münchener Rückversicherung AG		
							ADEUS Aktienregister-Service-GmbH München	DEU	NIA	Münchener Rückversicherungs-Gesellschaft AG	Ownership	15.400	Münchener Rückversicherung AG		

97.48

ANNUAL STATEMENT FOR THE YEAR 2021 OF THE American Modern Property and Casualty Insurance Company

SCHEDULE Y

PART 1A - DETAIL OF INSURANCE HOLDING COMPANY SYSTEM

1	2	3	4	5	6	7	8	9	10	11	12	13	14	15	16
Group Code	Group Name	NAIC Company Code	ID Number	Federal RSSD	CIK	Name of Securities Exchange if Publicly Traded (U.S. or International)	Names of Parent, Subsidiaries Or Affiliates	Domi-ciliary Location	Relation-ship to Reporting Entity	Directly Controlled by (Name of Entity/Person)	Type of Control (Ownership, Board, Management, Attorney-in-Fact, Influence, Other)	If Control is Ownership Provide Percentage	Ultimate Controlling Entity(ies)/Person(s)	Is an SCA Filing Re-quired? (Yes/No)	*
							Jordan Insurance Co. p.l.c.Amman	JOR	IA	Münchener Rückversicherungs-Gesellschaft AG	Ownership	10.000	Münchener Rückversicherung AG		
							Mico Equities Inc.Manila	PHL	NIA	Münchener Rückversicherungs-Gesellschaft AG	Ownership	10.200	Münchener Rückversicherung AG		
							Asia Property Fund II GmbH & Co. KG i. L.München	DEU	NIA	Münchener Rückversicherungs-Gesellschaft AG	Ownership	5.900	Münchener Rückversicherung AG		
							La Previsora S.A. Compania SegurosBogota	COL	IA	Münchener Rückversicherungs-Gesellschaft AG	Ownership	0.500	Münchener Rückversicherung AG		
							The Toa Reinsurance CompanyTokio	JPN	IA	Münchener Rückversicherungs-Gesellschaft AG	Ownership	2.400	Münchener Rückversicherung AG		
							COMAR Compagnie Méditerranéenne d'Assurances et de Réas.Tunis	TUN	IA	Münchener Rückversicherungs-Gesellschaft AG	Ownership	3.000	Münchener Rückversicherung AG		
							PharmapoolMünchen	DEU	NIA	Münchener Rückversicherungs-Gesellschaft AG	Ownership	12.500	Münchener Rückversicherung AG		
							Münchener Tierpark Hellabrunn AktiengesellschaftMünchen	DEU	NIA	Münchener Rückversicherungs-Gesellschaft AG	Ownership	0.200	Münchener Rückversicherung AG		
							Société Tunisienne de Assurances et de Réassurances STARTunis	TUN	IA	Münchener Rückversicherungs-Gesellschaft AG	Ownership	1.300	Münchener Rückversicherung AG		
							MEAG BenedictMünchen	DEU	NIA	Münchener Rückversicherungs-Gesellschaft AG	Ownership	100.000	Münchener Rückversicherung AG		
							MEAG VenusMünchen	DEU	NIA	Münchener Rückversicherungs-Gesellschaft AG	Ownership	100.000	Münchener Rückversicherung AG		
							MEAG PEGASUSMünchen	DEU	NIA	Münchener Rückversicherungs-Gesellschaft AG	Ownership	100.000	Münchener Rückversicherung AG		
							MU068 MR Placem (FCP)Paris	FRA	NIA	Münchener Rückversicherungs-Gesellschaft AG	Ownership	100.000	Münchener Rückversicherung AG		
							MEAG Short-Term High YieldMünchen	DEU	NIA	Münchener Rückversicherungs-Gesellschaft AG	Ownership	26.400	Münchener Rückversicherung AG		
							MEAG EM Rent Nachhaltigkeit (A+I Tranche)München	DEU	NIA	Münchener Rückversicherungs-Gesellschaft AG	Ownership	16.300	Münchener Rückversicherung AG		
							Daman Health Insurance - Qatar LLCDooha	QAT	NIA	Munich Health Daman Holding	Ownership	100.000	Münchener Rückversicherung AG		
							Temple Insurance CompanyToronto, Ontario	CAN	IA	Munich Holdings Limited	Ownership	100.000	Münchener Rückversicherung AG		
							Munich Re Company of CanadaToronto, Ontario	CAN	IA	Munich Holdings Limited	Ownership	100.000	Münchener Rückversicherung AG		
							Munich Life Management Corp. Ltd.Toronto, Ontario	CAN	NIA	Munich Holdings Limited	Ownership	100.000	Münchener Rückversicherung AG		
							Munich Management Pte. Ltd.Singapur	SGP	NIA	Munich Holdings Limited	Ownership	100.000	Münchener Rückversicherung AG		
							Munichre Service LimitedHongkong	HKG	NIA	Munich Holdings Limited	Ownership	100.000	Münchener Rückversicherung AG		
							Muenchener de Mexico, S.A.Mexiko	MEX	NIA	Munich Holdings Limited	Ownership	99.800	Münchener Rückversicherung AG		
							Münchener de Venezuela C.A. Intermediaria de ReasegurosCaracas	VEN	NIA	Munich Holdings Limited	Ownership	100.000	Münchener Rückversicherung AG		
							Munich-Canada Management Corp.Toronto, Ontario	CAN	NIA	Munich Holdings Limited	Ownership	100.000	Münchener Rückversicherung AG		
							Munich Reinsurance Comp.Australasia LtdSydney	AUS	IA	Munich Holdings of Australasia Pty Ltd	Ownership	100.000	Münchener Rückversicherung AG		
							Corion Pty LtdSydney	AUS	NIA	Munich Holdings of Australasia Pty Ltd	Ownership	100.000	Münchener Rückversicherung AG		
							Macquarie Agriculture Fund - Crop AustraliaSydney	AUS	NIA	Munich Holdings of Australasia Pty Ltd	Ownership	13.500	Münchener Rückversicherung AG		
							Munich Re Automation Solutions Inc.Wilmington, Delaware	TX	NIA	Munich Re Automation Solutions Limited	Ownership	100.000	Münchener Rückversicherung AG		
							Munich Re Automation Solutions K.K.Tokio	JPN	NIA	Munich Re Automation Solutions Limited	Ownership	100.000	Münchener Rückversicherung AG		
							Munich Re Automation Solutions Pty LtdSydney	AUS	NIA	Munich Re Automation Solutions Limited	Ownership	100.000	Münchener Rückversicherung AG		
							Munich Re Automation Solutions GmbHMünchen	DEU	NIA	Munich Re Automation Solutions Limited	Ownership	100.000	Münchener Rückversicherung AG		

ANNUAL STATEMENT FOR THE YEAR 2021 OF THE American Modern Property and Casualty Insurance Company

SCHEDULE Y

PART 1A - DETAIL OF INSURANCE HOLDING COMPANY SYSTEM

1	2	3	4	5	6	7	8	9	10	11	12	13	14	15	16
Group Code	Group Name	NAIC Company Code	ID Number	Federal RSSD	CIK	Name of Securities Exchange if Publicly Traded (U.S. or International)	Names of Parent, Subsidiaries Or Affiliates	Domi-ciliary Location	Relation-ship to Reporting Entity	Directly Controlled by (Name of Entity/Person)	Type of Control (Ownership, Board, Management, Attorney-in-Fact, Influence, Other)	If Control is Ownership Provide Percentage	Ultimate Controlling Entity(ies)/Person(s)	Is an SCA Filing Re-quired? (Yes/No)	*
							Munich Re Automation Solutions Pte. Ltd.Singapur	.SGP	NIA	Munich Re Automation Solutions Limited	Ownership	100.000	Münchener Rückversicherung AG		
							Munich Canada Systems CorporationToronto, Ontario	.CAN	NIA	Munich Re Company of Canada	Ownership	100.000	Münchener Rückversicherung AG		
							Fundo Invest Exclusivo referenciado di Munich Re Brasíliao Paulo	.BRA	NIA	Munich Re do Brasil Resseguradora SA	Ownership	99.800	Münchener Rückversicherung AG		
							ITAU CAMBIAL FICFISao Paulo	.BRA	NIA	Munich Re do Brasil Resseguradora SA	Ownership	12.800	Münchener Rückversicherung AG		
							GHGH Holdings Inc. Vancouver, British Columbia	.CAN	NIA	Munich Re New Ventures Inc.	Ownership	100.000	Münchener Rückversicherung AG		
							Smart Employee Benefits Inc.Mississauga, Ontario	.CAN	NIA	Munich Re New Ventures Inc.	Ownership	6.000	Münchener Rückversicherung AG		
							Munich Re of Malta p.l.c.Ta' Xbiex	.MLT	IA	Munich Re of Malta Holding Limited	Ownership	100.000	Münchener Rückversicherung AG		
							Munich Re Underwriting Agents DIFC Ltd.Dubai	.ARE	NIA	Munich Re of Malta Holding Limited	Ownership	100.000	Münchener Rückversicherung AG		
							Groves, John & Westrup LimitedLiverpool	.GBR	NIA	Munich Re Specialty Group Ltd.	Ownership	100.000	Münchener Rückversicherung AG		
							Munich Re Syndicate LimitedLondon	.GBR	NIA	Munich Re Specialty Group Ltd.	Ownership	100.000	Münchener Rückversicherung AG		
							Munich Re Capital LimitedLondon	.GBR	IA	Munich Re Specialty Group Ltd.	Ownership	100.000	Münchener Rückversicherung AG		
							Munich Re Specialty Insurance (UK) LimitedManchester	.GBR	NIA	Munich Re Specialty Group Ltd.	Ownership	100.000	Münchener Rückversicherung AG		
							Munich Re Syndicate Singapore Ltd.Singapur	.SGP	NIA	Munich Re Specialty Group Ltd.	Ownership	100.000	Münchener Rückversicherung AG		
							Roanoke International Brokers LimitedLondon	.GBR	NIA	Munich Re Specialty Group Ltd.	Ownership	100.000	Münchener Rückversicherung AG		
							Munich Re Syndicate Middle East Ltd.Dubai	.ARE	NIA	Munich Re Specialty Group Ltd.	Ownership	100.000	Münchener Rückversicherung AG		
							Munich Re Specialty Group N.A. Inc.Wilmington, Delaware	.IL	NIA	Munich Re Specialty Group Ltd.	Ownership	100.000	Münchener Rückversicherung AG		
							Munich Re Syndicate Labuan LimitedLabuan	.MYS	NIA	Munich Re Specialty Group Ltd.	Ownership	100.000	Münchener Rückversicherung AG		
							MRS&G UK Services LimitedLondon	.GBR	NIA	Munich Re Specialty Group Ltd.	Ownership	100.000	Münchener Rückversicherung AG		
							Munich Re Capital No.2 LimitedLondon	.GBR	NIA	Munich Re Specialty Group Ltd.	Ownership	100.000	Münchener Rückversicherung AG		
							Munich Re Risk Solution Ireland LimitedDublin	.IRL	NIA	Munich Re Specialty Group Ltd.	Ownership	100.000	Münchener Rückversicherung AG		
							NMJ (Specialty) LimitedLondon	.GBR	NIA	Munich Re Specialty Group Ltd.	Ownership	100.000	Münchener Rückversicherung AG		
							Roanoke Insurance Group Inc.Schaumburg, Illinois	.IL	NIA	Munich Re Specialty Group N.A. Inc.	Ownership	100.000	Münchener Rückversicherung AG		
							Roanoke Insurance Group Canada Inc.Toronto, Ontario	.CAN	IA	Munich Re Specialty Group N.A. Inc.	Ownership	100.000	Münchener Rückversicherung AG		
							U.S. Property Fund V GmbH & Co. KGMünchen	.DEU	NIA	Munich Reinsurance America Inc.	Ownership	4.700	Münchener Rückversicherung AG		
							Finsure Investments (Private) LimitedHarare	.ZWE	NIA	Munich Reinsurance Company of Africa Ltd	Ownership	24.500	Münchener Rückversicherung AG		
							First Central Holdings LimitedJohannesburg	.ZAF	IA	Munich Reinsurance Company of Africa Ltd	Ownership	9.000	Münchener Rückversicherung AG		
							Groupement Togolais d'AssurancesLome	.TGO	IA	Munich Reinsurance Company of Africa Ltd	Ownership	0.000	Münchener Rückversicherung AG		
							AMSA Assurances Côte d'Ivoire S.A.Abidjan	.CIV	IA	Munich Reinsurance Company of Africa Ltd	Ownership	2.100	Münchener Rückversicherung AG		
							Societe Camerounaise d'AssurancesDouala	.CMR	IA	Munich Reinsurance Company of Africa Ltd	Ownership	1.000	Münchener Rückversicherung AG		
							Eswatini Royal Insurance CorporationMbabane	.SWZ	IA	Munich Reinsurance Company of Africa Ltd	Ownership	16.000	Münchener Rückversicherung AG		
							Munich Re of Malta Holding LimitedTa' Xbiex	.MLT	NIA	MunichFinancialGroup GmbH	Ownership	0.000	Münchener Rückversicherung AG		
							Munich Re of Malta p.l.c.Ta' Xbiex	.MLT	IA	MunichFinancialGroup GmbH	Ownership	0.000	Münchener Rückversicherung AG		
							Smart Thinking Consulting (Beijing) Co. Ltd.Beijing	.CHN	NIA	Munichre Service Limited	Ownership	100.000	Münchener Rückversicherung AG		
							Wataniya Insurance CompanyJeddah	.SAU	IA	New Reinsurance Company Ltd.	Ownership	10.000	Münchener Rückversicherung AG		
							MEAG EURO-FONDSMünchen	.DEU	NIA	New Reinsurance Company Ltd.	Ownership	100.000	Münchener Rückversicherung AG		
							MEAG GBP Global STARMünchen	.DEU	NIA	New Reinsurance Company Ltd.	Ownership	100.000	Münchener Rückversicherung AG		
							MEAG EURO-YieldMünchen	.DEU	NIA	New Reinsurance Company Ltd.	Ownership	100.000	Münchener Rückversicherung AG		
							MEAG EUR Global 1München	.DEU	NIA	New Reinsurance Company Ltd.	Ownership	100.000	Münchener Rückversicherung AG		
							MEAG USD FondsMünchen	.DEU	NIA	New Reinsurance Company Ltd.	Ownership	100.000	Münchener Rückversicherung AG		
							MEAG Insurance Fund - Tied AssetsGenf	.CHE	NIA	New Reinsurance Company Ltd.	Ownership	100.000	Münchener Rückversicherung AG		
							HSBC FRENCH GOVT BONDS - FONDSParis	.FRA	NIA	New Reinsurance Company Ltd.	Ownership	3.000	Münchener Rückversicherung AG		
							HSBC EURO GVT BOND FUND CParis	.FRA	NIA	New Reinsurance Company Ltd.	Ownership	3.000	Münchener Rückversicherung AG		

97.50

ANNUAL STATEMENT FOR THE YEAR 2021 OF THE American Modern Property and Casualty Insurance Company

SCHEDULE Y

PART 1A - DETAIL OF INSURANCE HOLDING COMPANY SYSTEM

1	2	3	4	5	6	7	8	9	10	11	12	13	14	15	16
Group Code	Group Name	NAIC Company Code	ID Number	Federal RSSD	CIK	Name of Securities Exchange if Publicly Traded (U.S. or International)	Names of Parent, Subsidiaries Or Affiliates	Domiciliary Location	Relationship to Reporting Entity	Directly Controlled by (Name of Entity/Person)	Type of Control (Ownership, Board, Management, Attorney-in-Fact, Influence, Other)	If Control is Ownership Provide Percentage	Ultimate Controlling Entity(ies)/Person(s)	Is an SCA Filing Required? (Yes/No)	*
							HSBC FRENCH GOVT BONDS RD FUNDParis	.FRA	NIA	New Reinsurance Company Ltd.	Ownership	3.000	Münchener Rückversicherung AG		
							MEAG INSTITUTIONAL FUND S.C.S. SICAV-RAIF - Infra Debt IILuxemburg	.LUX	NIA	nexible Versicherung AG	Ownership	0.200	Münchener Rückversicherung AG		
							iShares - EURO STOXX 50 UCITS ETFMünchen	.DEU	NIA	nexible Versicherung AG	Ownership	1.900	Münchener Rückversicherung AG		
							BTG Pactual PNW Fund III (Foreign) LLCover, Delaware	.DE	NIA	Pan Estates LLC	Ownership	39.100	Münchener Rückversicherung AG		
							BTG Pactual PNW Fund IV LLCover, Delaware	.DE	NIA	Pan Estates LLC	Ownership	20.600	Münchener Rückversicherung AG		
							Parachute Solutions Numériques Inc.Toronto, Ontario	.CAN	NIA	PARACHUTE DIGITAL SOLUTIONS HOLDINGS INC.	Ownership	100.000	Münchener Rückversicherung AG		
							Munich Re Innovation Systems Inc.Toronto, Ontario	.CAN	NIA	PARACHUTE DIGITAL SOLUTIONS HOLDINGS INC.	Ownership	100.000	Münchener Rückversicherung AG		
							AGRA Ges. für landwirt. Entwicklung u. Beteiligung mbHBerlin	.DEU	NIA	Pegasos Holding GmbH	Ownership	100.000	Münchener Rückversicherung AG		
							PLATINIA world wide equity Erste Bet.-GmbH & Co. KG i. L.Grünwald	.DEU	NIA	PLATINIA Verwaltungs-GmbH i. L.	Other	0.000	Münchener Rückversicherung AG		
							PRORENDITA DREI GmbH & Co. KGDüsseldorf	.DEU	NIA	PRORENDITA DREI Verwaltungsgesellschaft mbH	Other	0.000	Münchener Rückversicherung AG		
							PRORENDITA FÜNF GmbH & Co. KGDüsseldorf	.DEU	NIA	PRORENDITA FÜNF Verwaltungsgesellschaft mbH	Other	0.000	Münchener Rückversicherung AG		
							PRORENDITA VIER GmbH & Co. KGDüsseldorf	.DEU	NIA	PRORENDITA VIER Verwaltungsgesellschaft mbH	Other	0.000	Münchener Rückversicherung AG		
							Munich Re Specialty Group Insurance Services Inc.Boston, Massachusetts	.IL	NIA	Roanoke Insurance Group Inc.	Ownership	100.000	Münchener Rückversicherung AG		
							Scout Moor Holdings (No. 1) LimitedLondon	.GBR	NIA	Scout Moor Group Limited	Ownership	100.000	Münchener Rückversicherung AG		
							Scout Moor Holdings (No. 2) LimitedLondon	.GBR	NIA	Scout Moor Holdings (No. 1) Limited	Ownership	100.000	Münchener Rückversicherung AG		
							Scout Moor Wind Farm LimitedLondon	.GBR	NIA	Scout Moor Holdings (No. 2) Limited	Ownership	100.000	Münchener Rückversicherung AG		
							Lietuva Demetra GmbHMünchen	.DEU	NIA	Silvanus Vermögensverwaltungsges.mBH	Ownership	100.000	Münchener Rückversicherung AG		
							Ceres Demetra GmbHMünchen	.DEU	NIA	Silvanus Vermögensverwaltungsges.mBH	Ownership	100.000	Münchener Rückversicherung AG		
							Pan Estates LLCWilmington, Delaware	.DE	NIA	Silvanus Vermögensverwaltungsges.mBH	Ownership	100.000	Münchener Rückversicherung AG		
							Pegasos Holding GmbHMünchen	.DEU	NIA	Silvanus Vermögensverwaltungsges.mBH	Ownership	100.000	Münchener Rückversicherung AG		
							Dansk Demetra ApSFrederiksberg C	.DNK	NIA	Silvanus Vermögensverwaltungsges.mBH	Ownership	100.000	Münchener Rückversicherung AG		
							Ponga Silva LimitedRotorua	.NZL	NIA	Silvanus Vermögensverwaltungsges.mBH	Ownership	100.000	Münchener Rückversicherung AG		
							Junos Verwaltungs GmbHMünchen	.DEU	NIA	Silvanus Vermögensverwaltungsges.mBH	Ownership	100.000	Münchener Rückversicherung AG		
							FIA Timber Partners II LPWilmington, Delaware	.DE	NIA	Silvanus Vermögensverwaltungsges.mBH	Ownership	39.100	Münchener Rückversicherung AG		
							RMS Forest Growth International LPGeorge Town, Grand Cayman	.CYM	NIA	Silvanus Vermögensverwaltungsges.mBH	Ownership	43.500	Münchener Rückversicherung AG		
							Hancock Timberland XII LPWilmington, Delaware	.DE	NIA	Silvanus Vermögensverwaltungsges.mBH	Ownership	15.200	Münchener Rückversicherung AG		
							Green Acre LLCWilmington, Delaware	.DE	NIA	Silvanus Vermögensverwaltungsges.mBH	Ownership	31.900	Münchener Rückversicherung AG		
							Craigmore Permanent Crop LPChristchurch	.NZL	NIA	Silvanus Vermögensverwaltungsges.mBH	Ownership	44.100	Münchener Rückversicherung AG		
							Brookfield Timberlands Fund V, L.PWilmington, Delaware	.DE	NIA	Silvanus Vermögensverwaltungsges.mBH	Other	0.000	Münchener Rückversicherung AG		
							BTG Pactual Global Timberland Resources FundLuxemburg	.LUX	NIA	Silvanus Vermögensverwaltungsges.mBH	Ownership	40.300	Münchener Rückversicherung AG		
							Australia New Zealand Forest FundSydney	.AUS	NIA	Silvanus Vermögensverwaltungsges.mBH	Ownership	12.500	Münchener Rückversicherung AG		
							New Forests Penola PlantationsSydney	.AUS	NIA	Silvanus Vermögensverwaltungsges.mBH	Ownership	18.800	Münchener Rückversicherung AG		
							mediterran Power S.a.s. di welivit Solar Italia S.r.l.Bozen	.ITA	NIA	Solarpark Fusion 3 GmbH	Ownership	100.000	Münchener Rückversicherung AG		
							SAINT LEON ENERGIE S.A.R.L.Saargemünd	.FRA	NIA	Solarpark Fusion 3 GmbH	Ownership	100.000	Münchener Rückversicherung AG		
							Marina Sp.z.o.o.Sopot	.POL	NIA	Sopockie Towarzystwo Ubezpieczen Ergo	Ownership	100.000	Münchener Rückversicherung AG		
							Sopockie Towarzystwo Doradcze Sp.z.o.o.Sopot	.POL	NIA	Hestia Spolka Akcyjna	Ownership	100.000	Münchener Rückversicherung AG		
										Sopockie Towarzystwo Ubezpieczen Ergo	Ownership	100.000	Münchener Rückversicherung AG		
										Hestia Spolka Akcyjna	Ownership	100.000	Münchener Rückversicherung AG		

97.51

ANNUAL STATEMENT FOR THE YEAR 2021 OF THE American Modern Property and Casualty Insurance Company

SCHEDULE Y

PART 1A - DETAIL OF INSURANCE HOLDING COMPANY SYSTEM

1	2	3	4	5	6	7	8	9	10	11	12	13	14	15	16
Group Code	Group Name	NAIC Company Code	ID Number	Federal RSSD	CIK	Name of Securities Exchange if Publicly Traded (U.S. or International)	Names of Parent, Subsidiaries Or Affiliates	Domiciliary Location	Relationship to Reporting Entity	Directly Controlled by (Name of Entity/Person)	Type of Control (Ownership, Board, Management, Attorney-in-Fact, Influence, Other)	If Control is Ownership Provide Percentage	Ultimate Controlling Entity(ies)/Person(s)	Is an SCA Filing Required? (Yes/No)	*
							MEAG ATLASMünchen	DEU	NIA	Victoria Lebensversicherung Aktiengesellschaft	Ownership	100.000	Münchener Rückversicherung AG		
							MEAG Multi LifeMünchen	DEU	NIA	Victoria Lebensversicherung Aktiengesellschaft	Ownership	21.000	Münchener Rückversicherung AG		
							MEAG Pension RentMünchen	DEU	NIA	Victoria Lebensversicherung Aktiengesellschaft	Ownership	1.700	Münchener Rückversicherung AG		
							MEAG Pension SafeMünchen	DEU	NIA	Victoria Lebensversicherung Aktiengesellschaft	Ownership	0.600	Münchener Rückversicherung AG		
							Europroperty Fondsmünchen	DEU	NIA	Victoria Lebensversicherung Aktiengesellschaft	Ownership	18.300	Münchener Rückversicherung AG		
							EurimMünchen	DEU	NIA	Victoria Lebensversicherung Aktiengesellschaft	Ownership	6.500	Münchener Rückversicherung AG		
							MEAG EuroInvest AMünchen	DEU	NIA	Victoria Lebensversicherung Aktiengesellschaft	Ownership	0.200	Münchener Rückversicherung AG		
							MEAG ProInvest A+IMünchen	DEU	NIA	Victoria Lebensversicherung Aktiengesellschaft	Ownership	0.000	Münchener Rückversicherung AG		
							MEAG EuroFlexMünchen	DEU	NIA	Victoria Lebensversicherung Aktiengesellschaft	Ownership	0.000	Münchener Rückversicherung AG		
							MEAG Dividende (A+I Tranche)München	DEU	NIA	Victoria Lebensversicherung Aktiengesellschaft	Ownership	0.000	Münchener Rückversicherung AG		
							MEAG NACHHALTIGKEIT A+IMünchen	DEU	NIA	Victoria Lebensversicherung Aktiengesellschaft	Ownership	0.000	Münchener Rückversicherung AG		
							MEAG EuroRent A+IMünchen	DEU	NIA	Victoria Lebensversicherung Aktiengesellschaft	Ownership	0.100	Münchener Rückversicherung AG		
							MEAG EUROERTRAG (A+I Tranche)München	DEU	NIA	Victoria Lebensversicherung Aktiengesellschaft	Ownership	0.000	Münchener Rückversicherung AG		
							MEAG FAIRRETURN (A+I Tranche)München	DEU	NIA	Victoria Lebensversicherung Aktiengesellschaft	Ownership	0.000	Münchener Rückversicherung AG		
							ERGO Vermögensmanagement Flexibel AMünchen	DEU	NIA	Victoria Lebensversicherung Aktiengesellschaft	Ownership	0.000	Münchener Rückversicherung AG		
							ERGO Vermögensmanagement Robust AMünchen	DEU	NIA	Victoria Lebensversicherung Aktiengesellschaft	Ownership	0.000	Münchener Rückversicherung AG		
							ERGO Vermögensmanagement Ausgewogen AMünchen	DEU	NIA	Victoria Lebensversicherung Aktiengesellschaft	Ownership	0.000	Münchener Rückversicherung AG		
							MEAG EuroBalance A+BMünchen	DEU	NIA	Victoria Lebensversicherung Aktiengesellschaft	Ownership	0.000	Münchener Rückversicherung AG		
							MEAG EuroKapitalMünchen	DEU	NIA	Victoria Lebensversicherung Aktiengesellschaft	Ownership	0.000	Münchener Rückversicherung AG		
							MEAG GlobalBalance DFIMünchen	DEU	NIA	Victoria Lebensversicherung Aktiengesellschaft	Ownership	0.000	Münchener Rückversicherung AG		
							MEAG GlobalChance DFIMünchen	DEU	NIA	Victoria Lebensversicherung Aktiengesellschaft	Ownership	0.000	Münchener Rückversicherung AG		
							Victoria Viertel Bauabschnitt GmbH & Co. KGDüsseldorf	DEU	NIA	Victoria Viertel Bauabschnitt Management GmbH	Other	0.000	Münchener Rückversicherung AG		
							ANOVA GmbHRostock	DEU	NIA	Vivis GmbH	Ownership	100.000	Münchener Rückversicherung AG		
							Volksbanken-Versicherungsdienst GmbHWien	AUT	NIA	VV-Consulting Ges. f. Risiko., Vorsorgeb., Vers.Verm. GmbH	Ownership	25.200	Münchener Rückversicherung AG		
							MR Solar GmbH & Co. KGDüsseldorf	DEU	NIA	welivit GmbH	Ownership	0.200	Münchener Rückversicherung AG		
							welivit New Energy GmbHDüsseldorf	DEU	NIA	welivit GmbH	Ownership	100.000	Münchener Rückversicherung AG		
							welivit Solar Espana GmbHDüsseldorf	DEU	NIA	welivit GmbH	Ownership	100.000	Münchener Rückversicherung AG		
							welivit Solar Italia s.r.l.Bozen	ITA	NIA	welivit GmbH	Ownership	100.000	Münchener Rückversicherung AG		
							Solarpark 1000 Jahre FÜRth GmbH & Co. KGDüsseldorf	DEU	NIA	welivit GmbH	Ownership	0.900	Münchener Rückversicherung AG		
							welivit Solarfonds GmbH & Co. KGDüsseldorf	DEU	NIA	welivit New Energy GmbH	Other	0.000	Münchener Rückversicherung AG		

97.53

ANNUAL STATEMENT FOR THE YEAR 2021 OF THE American Modern Property and Casualty Insurance Company

SCHEDULE Y

PART 1A - DETAIL OF INSURANCE HOLDING COMPANY SYSTEM

1	2	3	4	5	6	7	8	9	10	11	12	13	14	15	16
Group Code	Group Name	NAIC Company Code	ID Number	Federal RSSD	CIK	Name of Securities Exchange if Publicly Traded (U.S. or International)	Names of Parent, Subsidiaries Or Affiliates	Domi-ciliary Location	Relation-ship to Reporting Entity	Directly Controlled by (Name of Entity/Person)	Type of Control (Ownership, Board, Management, Attorney-in-Fact, Influence, Other)	If Control is Ownership Provide Percentage	Ultimate Controlling Entity(ies)/Person(s)	Is an SCA Filing Re-quired? (Yes/No)	*
							wse Solarpark Spanien 1 GmbH & Co. KG Düsseldorf	DEU	NIA	welivit New Energy GmbH	Ownership	0.500	Münchener Rückversicherung AG		
							MR Solar GmbH & Co. KG Düsseldorf	DEU	NIA	welivit New Energy GmbH	Other	0.000	Münchener Rückversicherung AG		
							Solarfonds Götterborn 2 GmbH & Co. KG Düsseldorf	DEU	NIA	welivit New Energy GmbH	Other	0.000	Münchener Rückversicherung AG		
							WNE Solarfonds Süddeutschland 2 GmbH & Co. KG Düsseldorf	DEU	NIA	welivit New Energy GmbH	Other	0.000	Münchener Rückversicherung AG		
							KQV Solarpark Franken 1 GmbH & Co. KG Düsseldorf	DEU	NIA	welivit New Energy GmbH	Other	0.000	Münchener Rückversicherung AG		
							Solarpark 1000 Jahre Fürth GmbH & Co. KG Düsseldorf	DEU	NIA	welivit New Energy GmbH	Other	0.000	Münchener Rückversicherung AG		
							m:solarPOWER GmbH & Co. KG Düsseldorf	DEU	NIA	welivit New Energy GmbH	Other	0.000	Münchener Rückversicherung AG		
							welivit TOP SOLAR GmbH & Co. KG Düsseldorf	DEU	NIA	welivit New Energy GmbH	Other	0.000	Münchener Rückversicherung AG		
							wse Solarpark Spanien 1 GmbH & Co. KG Düsseldorf	DEU	NIA	welivit Solar Espana GmbH	Other	0.000	Münchener Rückversicherung AG		
							welivit Solarfonds S.a.s. di welivit Solar Italia S.r.l.Bozen	ITA	NIA	welivit Solar Italia s.r.l.	Ownership	0.000	Münchener Rückversicherung AG		
							MR Solar S.a.s. di welivit Solar Italia S.r.l.Bozen	ITA	NIA	welivit Solar Italia s.r.l.	Ownership	0.000	Münchener Rückversicherung AG		
							m:editerran Power S.a.s. di welivit Solar Italia S.r.l.Bozen	ITA	NIA	welivit Solar Italia s.r.l.	Ownership	0.000	Münchener Rückversicherung AG		
							welivit Solarfonds S.a.s. di welivit Solar Italia S.r.l.Bozen	ITA	NIA	welivit Solarfonds GmbH & Co. KG	Ownership	100.000	Münchener Rückversicherung AG		
							Zumcasba 1001 S.L.Valencia	ESP	NIA	wse Solarpark Spanien 1 GmbH & Co. KG	Ownership	100.000	Münchener Rückversicherung AG		
							Zucarrobiso 2002 S.L.Valencia	ESP	NIA	wse Solarpark Spanien 1 GmbH & Co. KG	Ownership	100.000	Münchener Rückversicherung AG		
							Zucampobi 3003 S.L.Valencia	ESP	NIA	wse Solarpark Spanien 1 GmbH & Co. KG	Ownership	100.000	Münchener Rückversicherung AG		
							Zuncabu 4004 S.L.Valencia	ESP	NIA	wse Solarpark Spanien 1 GmbH & Co. KG	Ownership	100.000	Münchener Rückversicherung AG		
							Zumbicobi 5005 S.L.Valencia	ESP	NIA	wse Solarpark Spanien 1 GmbH & Co. KG	Ownership	100.000	Münchener Rückversicherung AG		
							Zacuba 6006 S.L.Valencia	ESP	NIA	wse Solarpark Spanien 1 GmbH & Co. KG	Ownership	100.000	Münchener Rückversicherung AG		
							Zucobaco 7007 S.L.Valencia	ESP	NIA	wse Solarpark Spanien 1 GmbH & Co. KG	Ownership	100.000	Münchener Rückversicherung AG		
							Zapacubi 8008 S.L.Valencia	ESP	NIA	wse Solarpark Spanien 1 GmbH & Co. KG	Ownership	100.000	Münchener Rückversicherung AG		
							Zuncolubo 9009 S.L.Valencia	ESP	NIA	wse Solarpark Spanien 1 GmbH & Co. KG	Ownership	100.000	Münchener Rückversicherung AG		
							Zarzucolumbu 100010 S.L.Valencia	ESP	NIA	wse Solarpark Spanien 1 GmbH & Co. KG	Ownership	100.000	Münchener Rückversicherung AG		
							Zacobu 110011 S.L.Valencia	ESP	NIA	wse Solarpark Spanien 1 GmbH & Co. KG	Ownership	100.000	Münchener Rückversicherung AG		
							Zafacesbe 120012 S.L.Valencia	ESP	NIA	wse Solarpark Spanien 1 GmbH & Co. KG	Ownership	100.000	Münchener Rückversicherung AG		
							Zucaelo 130013 S.L.Valencia	ESP	NIA	wse Solarpark Spanien 1 GmbH & Co. KG	Ownership	100.000	Münchener Rückversicherung AG		
							Zicobucar 140014 S.L.Valencia	ESP	NIA	wse Solarpark Spanien 1 GmbH & Co. KG	Ownership	100.000	Münchener Rückversicherung AG		
							Zacubacon 150015 S.L.Valencia	ESP	NIA	wse Solarpark Spanien 1 GmbH & Co. KG	Ownership	100.000	Münchener Rückversicherung AG		
							Badozoc 1001 S.L.Valencia	ESP	NIA	wse Solarpark Spanien 1 GmbH & Co. KG	Ownership	100.000	Münchener Rückversicherung AG		
							Guanzu 2002 S.L.Valencia	ESP	NIA	wse Solarpark Spanien 1 GmbH & Co. KG	Ownership	100.000	Münchener Rückversicherung AG		
							Zulazor 3003 S.L.Valencia	ESP	NIA	wse Solarpark Spanien 1 GmbH & Co. KG	Ownership	100.000	Münchener Rückversicherung AG		
							Zetaza 4004 S.L.Valencia	ESP	NIA	wse Solarpark Spanien 1 GmbH & Co. KG	Ownership	100.000	Münchener Rückversicherung AG		
							Callopio 5005 S.L.Valencia	ESP	NIA	wse Solarpark Spanien 1 GmbH & Co. KG	Ownership	100.000	Münchener Rückversicherung AG		
							Bobasbe 6006 S.L.Valencia	ESP	NIA	wse Solarpark Spanien 1 GmbH & Co. KG	Ownership	100.000	Münchener Rückversicherung AG		
							Baqueda 7007 S.L.Valencia	ESP	NIA	wse Solarpark Spanien 1 GmbH & Co. KG	Ownership	100.000	Münchener Rückversicherung AG		
							Botedazo 8008 S.L.Valencia	ESP	NIA	wse Solarpark Spanien 1 GmbH & Co. KG	Ownership	100.000	Münchener Rückversicherung AG		
							Camicihu 9009 S.L.Valencia	ESP	NIA	wse Solarpark Spanien 1 GmbH & Co. KG	Ownership	100.000	Münchener Rückversicherung AG		
							Cotatrillo 100010 S.L.Valencia	ESP	NIA	wse Solarpark Spanien 1 GmbH & Co. KG	Ownership	100.000	Münchener Rückversicherung AG		
							Orrazipo 110011 S.L.Valencia	ESP	NIA	wse Solarpark Spanien 1 GmbH & Co. KG	Ownership	100.000	Münchener Rückversicherung AG		
							Nerruze 120012 S.L.Valencia	ESP	NIA	wse Solarpark Spanien 1 GmbH & Co. KG	Ownership	100.000	Münchener Rückversicherung AG		
							Arridabra 130013 S.L.Valencia	ESP	NIA	wse Solarpark Spanien 1 GmbH & Co. KG	Ownership	100.000	Münchener Rückversicherung AG		
							Gamaponti 140014 S.L.Valencia	ESP	NIA	wse Solarpark Spanien 1 GmbH & Co. KG	Ownership	100.000	Münchener Rückversicherung AG		
							Aleama 150015 S.L.Valencia	ESP	NIA	wse Solarpark Spanien 1 GmbH & Co. KG	Ownership	100.000	Münchener Rückversicherung AG		
							Etoblete 160016 S.L.Valencia	ESP	NIA	wse Solarpark Spanien 1 GmbH & Co. KG	Ownership	100.000	Münchener Rückversicherung AG		

ANNUAL STATEMENT FOR THE YEAR 2021 OF THE American Modern Property and Casualty Insurance Company

SCHEDULE Y

PART 1A - DETAIL OF INSURANCE HOLDING COMPANY SYSTEM

1	2	3	4	5	6	7	8	9	10	11	12	13	14	15	16
Group Code	Group Name	NAIC Company Code	ID Number	Federal RSSD	CIK	Name of Securities Exchange if Publicly Traded (U.S. or International)	Names of Parent, Subsidiaries Or Affiliates	Domi-ciliary Loca-tion	Relation-ship to Reporting Entity	Directly Controlled by (Name of Entity/Person)	Type of Control (Ownership, Board, Management, Attorney-in-Fact, Influence, Other)	If Control is Ownership Provide Percen-tage	Ultimate Controlling Entity(ies)/Person(s)	Is an SCA Filing Re-quired? (Yes/No)	*
							Naretoblera 170017 S.L.Valencia	ESP	NIA	wse Solarpark Spanien 1 GmbH & Co. KG	Ownership.....	100.000	Münchener Rückversicherung AG		
							Tillobesta 180018 S.L.Valencia	ESP	NIA	wse Solarpark Spanien 1 GmbH & Co. KG	Ownership.....	100.000	Münchener Rückversicherung AG		
							Caracuel Solar Catorce S.L.Valencia	ESP	NIA	wse Solarpark Spanien 1 GmbH & Co. KG	Ownership.....	100.000	Münchener Rückversicherung AG		
							Caracuel Solar Cinco S.L.Valencia	ESP	NIA	wse Solarpark Spanien 1 GmbH & Co. KG	Ownership.....	100.000	Münchener Rückversicherung AG		
							Caracuel Solar Cuatro S.L.Valencia	ESP	NIA	wse Solarpark Spanien 1 GmbH & Co. KG	Ownership.....	100.000	Münchener Rückversicherung AG		
							Caracuel Solar Dieciocho S.L.Valencia	ESP	NIA	wse Solarpark Spanien 1 GmbH & Co. KG	Ownership.....	100.000	Münchener Rückversicherung AG		
							Caracuel Solar Dieciseis S.L.Valencia	ESP	NIA	wse Solarpark Spanien 1 GmbH & Co. KG	Ownership.....	100.000	Münchener Rückversicherung AG		
							Caracuel Solar Diecisiete S.L.Valencia	ESP	NIA	wse Solarpark Spanien 1 GmbH & Co. KG	Ownership.....	100.000	Münchener Rückversicherung AG		
							Caracuel Solar Diez S.L.Valencia	ESP	NIA	wse Solarpark Spanien 1 GmbH & Co. KG	Ownership.....	100.000	Münchener Rückversicherung AG		
							Caracuel Solar Doce S.L.Valencia	ESP	NIA	wse Solarpark Spanien 1 GmbH & Co. KG	Ownership.....	100.000	Münchener Rückversicherung AG		
							Caracuel Solar Dos S.L.Valencia	ESP	NIA	wse Solarpark Spanien 1 GmbH & Co. KG	Ownership.....	100.000	Münchener Rückversicherung AG		
							Caracuel Solar Nueve S.L.Valencia	ESP	NIA	wse Solarpark Spanien 1 GmbH & Co. KG	Ownership.....	100.000	Münchener Rückversicherung AG		
							Caracuel Solar Ocho S.L.Valencia	ESP	NIA	wse Solarpark Spanien 1 GmbH & Co. KG	Ownership.....	100.000	Münchener Rückversicherung AG		
							Caracuel Solar Once S.L.Valencia	ESP	NIA	wse Solarpark Spanien 1 GmbH & Co. KG	Ownership.....	100.000	Münchener Rückversicherung AG		
							Caracuel Solar Quince S.L.Valencia	ESP	NIA	wse Solarpark Spanien 1 GmbH & Co. KG	Ownership.....	100.000	Münchener Rückversicherung AG		
							Caracuel Solar Seis S.L.Valencia	ESP	NIA	wse Solarpark Spanien 1 GmbH & Co. KG	Ownership.....	100.000	Münchener Rückversicherung AG		
							Caracuel Solar Siete S.L.Valencia	ESP	NIA	wse Solarpark Spanien 1 GmbH & Co. KG	Ownership.....	100.000	Münchener Rückversicherung AG		
							Caracuel Solar Trece S.L.Valencia	ESP	NIA	wse Solarpark Spanien 1 GmbH & Co. KG	Ownership.....	100.000	Münchener Rückversicherung AG		
							Caracuel Solar Tres S.L.Valencia	ESP	NIA	wse Solarpark Spanien 1 GmbH & Co. KG	Ownership.....	100.000	Münchener Rückversicherung AG		
							Caracuel Solar Uno S.L.Valencia	ESP	NIA	wse Solarpark Spanien 1 GmbH & Co. KG	Ownership.....	100.000	Münchener Rückversicherung AG		

Asterisk	Explanation
----------	-------------

ANNUAL STATEMENT FOR THE YEAR 2021 OF THE American Modern Property and Casualty Insurance Company

SCHEDULE Y

PART 2 - SUMMARY OF INSURER'S TRANSACTIONS WITH ANY AFFILIATES

1	2	3	4	5	6	7	8	9	10	11	12	13
NAIC Company Code	ID Number	Names of Insurers and Parent, Subsidiaries or Affiliates	Shareholder Dividends	Capital Contributions	Purchases, Sales or Exchanges of Loans, Securities, Real Estate, Mortgage Loans or Other Investments	Income/ (Disbursements) Incurred in Connection with Guarantees or Undertakings for the Benefit of any Affiliate(s)	Management Agreements and Service Contracts	Income/ (Disbursements) Incurred Under Reinsurance Agreements	*	Any Other Material Activity Not in the Ordinary Course of the Insurer's Business	Totals	Reinsurance Recoverable/ (Payable) on Losses and/or Reserve Credit Taken/(Liability)
	13-3672116	Munich Re America Corporation	42,039,561	(625,000,000)	0	0	0	0		0	(582,960,439)	0
10227	13-4924125	Munich Reinsurance America, Inc.	0	625,000,000	0	0	0	0	*	0	625,000,000	1,501,965,339
19720	52-2048110	American Alternative Insurance Corporation										
			(25,648,574)	0	0	0	0	0	*	0	(25,648,574)	36,349,893
10786	22-3410482	The Princeton Excess and Surplus Lines Insurance Company	(16,390,987)	0	0	0	0	0	*	0	(16,390,987)	2,195,109
12489	20-3901790	Bridgeway Insurance Company	0	0	0	0	0	0	*	0	0	1,113
	98-0157330	Munich Re of Bermuda, Ltd.	0	0	0	0	0	0		0	0	(5,157,087,645)
	13-3069874	Munich Re America Services, Inc.	0	0	0	0	57,424,980	0		0	57,424,980	0
	06-1398157	MEAG NY Corporation	0	0	0	0	734,478	0		0	734,478	0
	AA-1340165	Munchener Ruckversicherung AG, MUnchen	0	(7,900,000)	0	0	0	0		0	(7,900,000)	(2,645,407,552)
	AA-3191018	Temple Insurance Company, Toronto	0	0	0	0	0	0		0	0	694,226
	AA-1126457	Munich Re Capital Limited, London	0	0	0	0	0	0		0	0	(22,152,312)
00000	AA-1340029	EUROPAISCHE REISEVERSICHERUNG AG	0	0	0	0	0	0		0	0	(7,000)
66346	58-0828824	Munich American Reassurance Company	0	0	0	0	0	0		0	0	5,178,903,613
	13-4141052	HSB Group, Inc.	146,540,168	0	0	0	0	0		0	146,540,168	0
	06-1413773	EIG, Co.	1,000,000	0	0	0	0	0		0	1,000,000	0
11452	06-0384680	The Hartford Steam Boiler Inspection and Insurance Company	(136,480,797)	(1,000,000)	0	0	0	0		0	(137,480,797)	(103,979,337)
	AA-1120544	HSB Engineering Insurance Limited	582,072	0	0	0	0	0		0	582,072	6,043,049
	AA-1560050	The Boiler Inspection and Insurance Company of Canada	(11,641,443)	0	0	0	0	0		0	(11,641,443)	17,016,533
	AA-1340043	Great Lakes Insurance SE, London	0	0	0	0	0	0		0	0	30,840,327
		HSB Secure Services, Inc.	0	1,000,000	0	0	0	0		0	1,000,000	0
14438	45-5518320	HSB Specialty Insurance Company	0	0	0	0	0	0		0	0	77,532,607
	AA-1560450	Temple Insurance Company, Toronto	0	0	0	0	0	0		0	0	550,991
	31-0742526	The Midland Company	0	0	0	0	(1,572,021)	0		0	(1,572,021)	0
01279	31-1395650	American Modern Ins Grp Inc	18,000,000	0	0	0	103,507,464	0		0	121,507,464	0
23450	31-0711074	American Family Home Ins Co	0	0	0	0	(16,480,430)	0	*	0	(16,480,430)	0
41998	59-2236254	American Southern Home Ins Co	0	(4,200,000)	0	0	(11,277,037)	0	*	0	(15,477,037)	0
35912	31-0920414	American Western Home Ins Co	0	0	0	0	(1,618,135)	0	*	0	(1,618,135)	0
23469	31-0715697	American Modern Home Ins Co	(18,000,000)	(102,000,000)	0	0	(16,535,657)	1,407,483	*	0	(135,128,174)	804,053,051
38652	38-2342976	American Modern Select Ins Co	0	0	0	0	(17,563,381)	0	*	0	(17,563,381)	0
42722	43-1262602	American Modern Property & Casualty Ins Co	0	100,000,000	0	0	(93,067,809)	0	*	0	6,932,191	0
42005	31-1056196	American Modern Lloyds Ins Co	0	2,000,000	0	0	(1,017,282)	(1,407,483)		0	(424,765)	6,949
12314	20-2769607	American Modern Ins Co of Fl	0	4,200,000	0	0	(2,535,170)	0	*	0	1,664,830	0
	81-4214393	Munich Re Digital Partners US Holding Corporation	0	7,900,000	0	0	0	0		0	7,900,000	0
16561	82-4117108	Digital Edge Insurance Company	0	0	0	0	0	0		0	0	0
34711	05-0443418	Digital Advantage Insurance Company	0	0	0	0	0	0		0	0	204,869,000
11865	20-0196819	American Digital Title Insurance Company	0	0	0	0	0	0		0	0	0
	32-0543095	Next-INS Holdings, Inc.	0	(90,000,000)	0	0	0	0		0	(90,000,000)	0

ANNUAL STATEMENT FOR THE YEAR 2021 OF THE American Modern Property and Casualty Insurance Company

SCHEDULE Y

PART 2 - SUMMARY OF INSURER'S TRANSACTIONS WITH ANY AFFILIATES

1	2	3	4	5	6	7	8	9	10	11	12	13
NAIC Company Code	ID Number	Names of Insurers and Parent, Subsidiaries or Affiliates	Shareholder Dividends	Capital Contributions	Purchases, Sales or Exchanges of Loans, Securities, Real Estate, Mortgage Loans or Other Investments	Income/ (Disbursements) Incurred in Connection with Guarantees or Undertakings for the Benefit of any Affiliate(s)	Management Agreements and Service Contracts	Income/ (Disbursements) Incurred Under Reinsurance Agreements	*	Any Other Material Activity Not in the Ordinary Course of the Insurer's Business	Totals	Reinsurance Recoverable/ (Payable) on Losses and/or Reserve Credit Taken/(Liability)
16285	82-2948682	Next Insurance US Company	0	90,000,000	0	0	0	0		0	90,000,000	67,612,046
9999999 Control Totals			0	0	0	0	0	0	XXX	0	0	0

Intercompany Pooling - Munich Reinsurance America, Inc. - 100.0%, American Alternative Insurance Corporation - 0.0%, The Princeton Excess and Surplus Lines Insurance Company - 0.0%, Bridgeway Insurance Company - 0.0%. Intercompany Pooling - American Modern Home 47.5%, American Family Home 27%, American Western Home 9%, American Modern Property and Casualty Insurance Company 5.5%, American Modern Select 5%, American Southern Home 4%, American Modern Ins Co. of Florida 2%.

ANNUAL STATEMENT FOR THE YEAR 2021 OF THE American Modern Property and Casualty Insurance Company

SCHEDULE Y

PART 3 - ULTIMATE CONTROLLING PARTY AND LISTING OF OTHER U.S. INSURANCE GROUPS OR ENTITIES UNDER THAT ULTIMATE CONTROLLING PARTY'S CONTROL

1	2	3	4	5	6	7	8
Insurers in Holding Company	Owners with Greater Than 10% Ownership	Ownership Percentage Column 2 of Column 1	Granted Disclaimer of Control\ Affiliation of Column 2 Over Column 1 (Yes/No)	Ultimate Controlling Party	U.S. Insurance Groups or Entities Controlled by Column 5	Ownership Percentage (Column 5 of Column 6)	Granted Disclaimer of Control\ Affiliation of Column 5 Over Column 6 (Yes/No)
American Alternative Insurance Corporation, Wilmington, Delaware	Munich Re America Corporation, Wilmington, Delaware	100.000	NO	Münchener Rückversicherung AG, München	Munich RE Group	100.000	NO
Bridgeway Insurance Company, Dover, Delaware	Munich Re America Corporation, Wilmington, Delaware	100.000	NO	Münchener Rückversicherung AG, München	Munich RE Group	100.000	NO
Munich Reinsurance America, Inc., Wilmington, Delaware	Munich Re America Corporation, Wilmington, Delaware	100.000	NO	Münchener Rückversicherung AG, München	Munich RE Group	100.000	NO
The Princeton Excess and Surplus Lines Insurance Company, Wilmington, Delaware	Munich Re America Corporation, Wilmington, Delaware	100.000	NO	Münchener Rückversicherung AG, München	Munich RE Group	100.000	NO
American Family Home Insurance Company, Jacksonville, Florida	American Modern Insurance Group, Inc., Amelia, Ohio	100.000	NO	Münchener Rückversicherung AG, München	Munich RE Group	100.000	NO
American Modern Home Insurance Company, Amelia, Ohio	American Modern Insurance Group, Inc., Amelia, Ohio	100.000	NO	Münchener Rückversicherung AG, München	Munich RE Group	100.000	NO
American Modern Lloyds Insurance Company, Dallas, Texas	American Modern Home Insurance Company, Amelia, Ohio	100.000	NO	Münchener Rückversicherung AG, München	Munich RE Group	100.000	NO
American Modern Property & Casualty Insurance Company, Amelia, Ohio	American Modern Home Insurance Company, Amelia, Ohio	100.000	NO	Münchener Rückversicherung AG, München	Munich RE Group	100.000	NO
American Modern Select Insurance Company, Amelia, Ohio	American Modern Home Insurance Company, Amelia, Ohio	100.000	NO	Münchener Rückversicherung AG, München	Munich RE Group	100.000	NO
American Southern Home Insurance Company, Jacksonville, Florida	American Modern Home Insurance Company, Amelia, Ohio	100.000	NO	Münchener Rückversicherung AG, München	Munich RE Group	100.000	NO
American Western Home Insurance Company, Oklahoma City, Oklahoma	American Modern Home Insurance Company, Amelia, Ohio	100.000	NO	Münchener Rückversicherung AG, München	Munich RE Group	100.000	NO
American Modern Insurance Company of Florida, Inc., Jacksonville, Florida	American Southern Home Insurance Company, Jacksonville, Florida	100.000	NO	Münchener Rückversicherung AG, München	Munich RE Group	100.000	NO
The Hartford Steam Boiler Inspection and Insurance Company, Hartford, Connecticut	HSB Group, Inc., Dover, Delaware	100.000	NO	Münchener Rückversicherung AG, München	Munich RE Group	100.000	NO
The Hartford Steam Boiler Inspection and Insurance Company of Connecticut, Hartford, Connecticut	Global Standards, LLC, Dover, Delaware	100.000	NO	Münchener Rückversicherung AG, München	Munich RE Group	100.000	NO
HSB Specialty Insurance Company, Hartford, Connecticut	The Hartford Steam Boiler Inspection and Insurance Company, Hartford, Connecticut	100.000	NO	Münchener Rückversicherung AG, München	Munich RE Group	100.000	NO
Munich American Reassurance Company, Atlanta, Georgia	Munich Life Holding Corporation, Wilmington, Delaware	100.000	NO	Münchener Rückversicherung AG, München	Munich RE Group	100.000	NO
American Digital Title Insurance Company, Denver, Colorado	Munich Re Digital Partners US Holding Corporation, Dover, Delaware	100.000	NO	Münchener Rückversicherung AG, München	Munich RE Group	100.000	NO
Digital Advantage Insurance Company, Providence, Rhode Island	Munich Re Digital Partners US Holding Corporation, Dover, Delaware	100.000	NO	Münchener Rückversicherung AG, München	Munich RE Group	100.000	NO
Digital Affect Insurance Company, New York City, New York	Munich Re Digital Partners US Holding Corporation, Dover, Delaware	100.000	NO	Münchener Rückversicherung AG, München	Munich RE Group	100.000	NO
Digital Edge Insurance Company, Wilmington, Delaware	Munich Re Digital Partners US Holding Corporation, Dover, Delaware	100.000	NO	Münchener Rückversicherung AG, München	Munich RE Group	100.000	NO
Next Insurance, Inc., Wilmington, Delaware	ERGO Group AG, Düsseldorf	33.500	NO	Münchener Rückversicherung AG, München	Munich RE Group	100.000	NO

ANNUAL STATEMENT FOR THE YEAR 2021 OF THE American Modern Property and Casualty Insurance Company
SUPPLEMENTAL EXHIBITS AND SCHEDULES INTERROGATORIES

The following supplemental reports are required to be filed as part of your statement filing unless specifically waived by the domiciliary state. However, in the event that your domiciliary state waives the filing requirement, your response of **WAIVED** to the specific interrogatory will be accepted in lieu of filing a "NONE" report and a bar code will be printed below. If the supplement is required of your company but is not being filed for whatever reason enter **SEE EXPLANATION** and provide an explanation following the interrogatory questions.

MARCH FILING

- | | Responses |
|---|-----------|
| 1. Will an actuarial opinion be filed by March 1? | YES |
| 2. Will the Supplemental Compensation Exhibit be filed with the state of domicile by March 1? | YES |
| 3. Will the confidential Risk-based Capital Report be filed with the NAIC by March 1? | YES |
| 4. Will the confidential Risk-based Capital Report be filed with the state of domicile, if required by March 1? | YES |

APRIL FILING

- | | |
|--|-----|
| 5. Will the Insurance Expense Exhibit be filed with the state of domicile and the NAIC by April 1? | YES |
| 6. Will Management's Discussion and Analysis be filed by April 1? | YES |
| 7. Will the Supplemental Investment Risk Interrogatories be filed by April 1? | YES |

MAY FILING

- | | |
|--|-----|
| 8. Will this company be included in a combined annual statement which is filed with the NAIC by May 1? | YES |
|--|-----|

JUNE FILING

- | | |
|--|-----|
| 9. Will an audited financial report be filed by June 1? | YES |
| 10. Will Accountant's Letter of Qualifications be filed with the state of domicile and electronically with the NAIC by June 1? | YES |

The following supplemental reports are required to be filed as part of your annual statement filing **if your company is engaged in the type of business covered by the supplement. However, in the event that your company does not transact the type of business for which the special report must be filed, your response of NO to the specific interrogatory will be accepted in lieu of filing a "NONE" report and a bar code will be printed below.** If the supplement is required of your company but is not being filed for whatever reason enter **SEE EXPLANATION** and provide an explanation following the interrogatory questions.

MARCH FILING

- | | |
|--|-----|
| 11. Will Schedule SIS (Stockholder Information Supplement) be filed with the state of domicile by March 1? | NO |
| 12. Will the Financial Guaranty Insurance Exhibit be filed by March 1? | NO |
| 13. Will the Medicare Supplement Insurance Experience Exhibit be filed with the state of domicile and the NAIC by March 1? | NO |
| 14. Will Supplement A to Schedule T (Medical Professional Liability Supplement) be filed by March 1? | NO |
| 15. Will the Trusteed Surplus Statement be filed with the state of domicile and the NAIC by March 1? | NO |
| 16. Will the Premiums Attributed to Protected Cells Exhibit be filed by March 1? | NO |
| 17. Will the Reinsurance Summary Supplemental Filing for General Interrogatory 9 be filed with the state of domicile and the NAIC by March 1? | NO |
| 18. Will the Medicare Part D Coverage Supplement be filed with the state of domicile and the NAIC by March 1? | NO |
| 19. Will the confidential Actuarial Opinion Summary be filed with the state of domicile, if required, by March 15 (or the date otherwise specified)? | YES |
| 20. Will the Reinsurance Attestation Supplement be filed with the state of domicile and the NAIC by March 1? | YES |
| 21. Will the Exceptions to the Reinsurance Attestation Supplement be filed with the state of domicile by March 1? | NO |
| 22. Will the Bail Bond Supplement be filed with the state of domicile and the NAIC by March 1? | NO |
| 23. Will the Director and Officer Insurance Coverage Supplement be filed with the state of domicile and the NAIC by March 1? | NO |
| 24. Will an approval from the reporting entity's state of domicile for relief related to the five-year rotation requirement for lead audit partner be filed electronically with the NAIC by March 1? | NO |
| 25. Will an approval from the reporting entity's state of domicile for relief related to the one-year cooling off period for independent CPA be filed electronically with the NAIC by March 1? | NO |
| 26. Will an approval from the reporting entity's state of domicile for relief related to the Requirements for Audit Committees be filed electronically with the NAIC by March 1? | NO |
| 27. Will the Supplemental Schedule for Reinsurance Counterparty Reporting Exception - Asbestos and Pollution Contracts be filed with the state of domicile and the NAIC by March 1? | NO |

APRIL FILING

- | | |
|--|-----|
| 28. Will the Credit Insurance Experience Exhibit be filed with the state of domicile and the NAIC by April 1? | NO |
| 29. Will the Long-term Care Experience Reporting Forms be filed with the state of domicile and the NAIC by April 1? | NO |
| 30. Will the Accident and Health Policy Experience Exhibit be filed by April 1? | NO |
| 31. Will the Supplemental Health Care Exhibit (Parts 1, 2 and 3) be filed with the state of domicile and the NAIC by April 1? | NO |
| 32. Will the regulator only (non-public) Supplemental Health Care Exhibit's Expense Allocation Report be filed with the state of domicile and the NAIC by April 1? | NO |
| 33. Will the Cybersecurity and Identity Theft Insurance Coverage Supplement be filed with the state of domicile and the NAIC by April 1? | YES |
| 34. Will the Life, Health & Annuity Guaranty Association Assessable Premium Exhibit - Parts 1 and 2 be filed with the state of domicile and the NAIC by April 1? | NO |
| 35. Will the Private Flood Insurance Supplement be filed with the state of domicile and the NAIC by April 1? | NO |
| 36. Will the Mortgage Guaranty Insurance Exhibit be filed with the state of domicile and the NAIC by April 1? | NO |








AUGUST FILING

- | | |
|--|-----|
| 37. Will Management's Report of Internal Control Over Financial Reporting be filed with the state of domicile by August 1? | YES |
|--|-----|

Explanations:

- | | |
|-----|--|
| 11. | |
| 12. | |
| 13. | |
| 14. | |
| 15. | |
| 16. | |
| 17. | |
| 18. | |
| 21. | |
| 22. | |
| 23. | |
| 24. | |
| 25. | |
| 26. | |
| 27. | |
| 28. | |
| 29. | |
| 30. | |
| 31. | |
| 32. | |
| 34. | |
| 35. | |
| 36. | |

Bar Codes:

- | | |
|--|--|
| 11. SIS Stockholder Information Supplement [Document Identifier 420] |  |
| 12. Financial Guaranty Insurance Exhibit [Document Identifier 240] |  |
| 13. Medicare Supplement Insurance Experience Exhibit [Document Identifier 360] |  |
| 14. Supplement A to Schedule T [Document Identifier 455] |  |
| 15. Trusteed Surplus Statement [Document Identifier 490] |  |
| 16. Premiums Attributed to Protected Cells Exhibit [Document Identifier 385] |  |
| 17. Reinsurance Summary Supplemental Filing [Document Identifier 401] |  |

SUPPLEMENTAL EXHIBITS AND SCHEDULES INTERROGATORIES

18. Medicare Part D Coverage Supplement [Document Identifier 365]



21. Exceptions to the Reinsurance Attestation Supplement [Document Identifier 400]



22. Bail Bond Supplement [Document Identifier 500]



23. Director and Officer Insurance Coverage Supplement [Document Identifier 505]



24. Relief from the five-year rotation requirement for lead audit partner [Document Identifier 224]



25. Relief from the one-year cooling off period for independent CPA [Document Identifier 225]



26. Relief from the Requirements for Audit Committees [Document Identifier 226]



27. Reinsurance Counterparty Reporting Exception – Asbestos and Pollution Contracts [Document Identifier 555]



28. Credit Insurance Experience Exhibit [Document Identifier 230]



29. Long-Term Care Experience Reporting Forms [Document Identifier 306]



30. Accident and Health Policy Experience Exhibit [Document Identifier 210]



31. Supplemental Health Care Exhibit (Parts 1, 2 and 3) [Document Identifier 216]



32. Supplemental Health Care Exhibit's Expense Allocation Report [Document Identifier 217]



34. Life, Health & Annuity Guaranty Association Assessable Premium Exhibit - Parts 1 and 2 [Document Identifier 290]



35. Private Flood Insurance Supplement [Document Identifier 560]



36. Will the Mortgage Guaranty Insurance Exhibit [Document Identifier 565]



OVERFLOW PAGE FOR WRITE-INS

NONE