



4 0 1 1 8 2 0 2 1 2 0 1 0 0 1 0 0

PROPERTY AND CASUALTY COMPANIES – ASSOCIATION EDITION

ANNUAL STATEMENT
FOR THE YEAR ENDED DECEMBER 31, 2021
OF THE CONDITION AND AFFAIRS OF THE
TRUSTGARD INSURANCE COMPANY

NAIC Group Code 0267, 0267 NAIC Company Code 40118 Employer's ID Number 41-1405571
(Current) (Prior)

Organized under the Laws of OH State of Domicile or Port of Entry OH
Country of Domicile US
Incorporated/Organized 07/01/1981 Commenced Business 11/10/1981
Statutory Home Office 671 South High Street Columbus, OH, US 43206-1066
Main Administrative Office 671 South High Street Columbus, OH, US 43206-1066 614-445-2900 (Telephone)
Mail Address 671 South High Street Columbus, OH, US 43206-1066
Primary Location of Books and Records 671 South High Street Columbus, OH, US 43206-1066 614-445-2900 (Telephone)
Internet Website Address www.grangeinsurance.com
Statutory Statement Contact Jeffrey P Siefker 614-445-2900 (Telephone)
siefkerj@grangeinsurance.com 614-542-3017 (Fax) (E-Mail)

OFFICERS

JOHN (NMN) AMMENDOLA, PRESIDENT & CEO
LAWAWN DEE COLEMAN, EVP & SECRETARY
TERESA JEAN BROWN, EVP & CFO

OTHER

JOHN CHRISTOPHER MONTGOMERY, VP - INVESTMENTS

DIRECTORS OR TRUSTEES

JOHN (NMN) AMMENDOLA KATHIE JANE ANDRADE
JAMES MARTIN BENSON# MARK LEWIS BOXER
TERESA JEAN BROWN MICHAEL DESMOND FRAIZER
ROBERT ENLOW HOYT SUZAN BULYABA KEREERE
MARY MARNETTE PERRY THOMAS SIMRALL STEWART
CHRISTIANNA (NMN) WOOD

State of Ohio
County of Franklin SS

The officers of this reporting entity being duly sworn, each depose and say that they are the described officers of said reporting entity, and that on the reporting period stated above, all of the herein described assets were the absolute property of the said reporting entity, free and clear from any liens or claims thereon, except as herein stated, and that this statement, together with related exhibits, schedules and explanations therein contained, annexed or referred to, is a full and true statement of all the assets and liabilities and of the condition and affairs of the said reporting entity as of the reporting period stated above, and of its income and deductions therefrom for the period ended, and have been completed in accordance with the NAIC Annual Statement Instructions and Accounting Practices and Procedures manual except to the extent that: (1) state law may differ; or, (2) that state rules or regulations require differences in reporting not related to accounting practices and procedures, according to the best of their information, knowledge and belief, respectively. Furthermore, the scope of this attestation by the described officers also includes the related corresponding electronic filing with the NAIC, when required, that is an exact copy (except for formatting differences due to electronic filing) of the enclosed statement. The electronic filing may be requested by various regulators in lieu of or in addition to the enclosed statement.

X JOHN (NMN) AMMENDOLA X LAVAWN DEE COLEMAN X TERESA JEAN BROWN
PRESIDENT & CEO EVP & SECRETARY EVP & CFO

Subscribed and sworn to before me
this 22nd day of February

- a. Is this an original filing? Yes
b. If no:
1. State the amendment number:
2. Date filed:
3. Number of pages attached:

X



EXHIBIT OF PREMIUMS AND LOSSES
BUSINESS IN THE STATE OF COLORADO DURING THE YEAR 2021

NAIC Group Code: 0267

NAIC Company Code: 40118

19 CO

Line of Business	Gross Premiums, Including Policy and Membership Fees, Less Return Premiums and Premiums on Policies not Taken		3 Dividends Paid or Credited to Policyholders on Direct Business	4 Direct Unearned Premium Reserves	5 Direct Losses Paid (deducting salvage)	6 Direct Losses Incurred	7 Direct Losses Unpaid	8 Direct Defense and Cost Containment Expense Paid	9 Direct Defense and Cost Containment Expense Incurred	10 Direct Defense and Cost Containment Expense Unpaid	11 Commissions and Brokerage Expenses	12 Taxes, Licenses and Fees
	1 Direct Premiums Written	2 Direct Premiums Earned										
1. Fire												
2.1. Allied Lines												
2.2. Multiple Peril Crop												
2.3. Federal Flood												
2.4. Private Crop												
2.5. Private Flood												
3. Farmowners Multiple Peril												
4. Homeowners Multiple Peril												
5.1. Commercial Multiple Peril (Non-Liability Portion)												
5.2. Commercial Multiple Peril (Liability Portion)												
6. Mortgage Guaranty												
8. Ocean Marine												
9. Inland Marine												
10. Financial Guaranty												
11. Medical Professional Liability												
12. Earthquake												
13. Group Accident and Health (b)												
14. Credit A&H (Group and Individual)												
15.1. Collectively Renewable A&H (b)												
15.2. Non-Cancelable A&H (b)												
15.3. Guaranteed Renewable A&H (b)												
15.4. Non-Renewable for Stated Reasons Only (b)												
15.5. Other Accident Only												
15.6. Medicare Title XVIII Exempt from State Taxes or Fees												
15.7. All Other A&H (b)												
15.8. Federal Employees Health Benefits Plan Premium												
16. Workers' Compensation												
17.1. Other Liability—Occurrence												
17.2. Other Liability—Claims-Made												
17.3. Excess Workers' Compensation												
18. Products Liability												
19.1. Private Passenger Auto No-Fault (Personal Injury Protection)												
19.2. Other Private Passenger Auto Liability												
19.3. Commercial Auto No-Fault (Personal Injury Protection)												
19.4. Other Commercial Auto Liability												
21.1. Private Passenger Auto Physical Damage												
21.2. Commercial Auto Physical Damage												
22. Aircraft (all perils)												
23. Fidelity												
24. Surety												
26. Burglary and Theft												
27. Boiler and Machinery												
28. Credit												
29. International												
30. Warranty												
34. Aggregate Write-Ins for Other Lines of Business												
35. TOTAL (a)												
Details of Write-Ins												
3401.												
3402.												
3403.												
3498. Summary of remaining write-ins for Line 34 from overflow page												
3499. Totals (Lines 3401 through 3403 plus 3498) (Line 34 above)												

NONE

(a) Finance and service charges not included in Lines 1 to 35 \$

(b) For health business on indicated lines report: Number of persons insured under PPO managed care products and number of persons insured under indemnity only products



EXHIBIT OF PREMIUMS AND LOSSES
BUSINESS IN THE STATE OF GEORGIA DURING THE YEAR 2021

NAIC Group Code: 0267

NAIC Company Code: 40118

Line of Business	Gross Premiums, Including Policy and Membership Fees, Less Return Premiums and Premiums on Policies not Taken		3 Dividends Paid or Credited to Policyholders on Direct Business	4 Direct Unearned Premium Reserves	5 Direct Losses Paid (deducting salvage)	6 Direct Losses Incurred	7 Direct Losses Unpaid	8 Direct Defense and Cost Containment Expense Paid	9 Direct Defense and Cost Containment Expense Incurred	10 Direct Defense and Cost Containment Expense Unpaid	11 Commissions and Brokerage Expenses	12 Taxes, Licenses and Fees
	1 Direct Premiums Written	2 Direct Premiums Earned										
1. Fire	363,265	394,962	-	183,558	184,887	183,071	23,955	7,754	7,225	2,081	61,143	19,019
2.1. Allied Lines	229,502	249,175	-	116,594	62,006	96,452	66,163	11,368	11,023	1,313	38,626	12,016
2.2. Multiple Peril Crop	-	-	-	-	-	-	-	-	-	-	-	-
2.3. Federal Flood	-	-	-	-	-	-	-	-	-	-	-	-
2.4. Private Crop	-	-	-	-	-	-	-	-	-	-	-	-
2.5. Private Flood	-	-	-	-	-	-	-	-	-	-	-	-
3. Farmowners Multiple Peril	-	-	-	-	-	-	-	-	-	-	-	-
4. Homeowners Multiple Peril	3,150,601	3,439,308	-	1,597,218	1,786,786	1,517,562	457,347	33,327	16,994	43,887	506,463	164,950
5.1. Commercial Multiple Peril (Non-Liability Portion)	1,504,506	1,304,660	-	735,771	414,800	286,338	87,153	13,670	16,631	12,486	263,236	78,769
5.2. Commercial Multiple Peril (Liability Portion)	2,430,342	2,056,546	-	1,040,230	408,765	1,808,837	2,560,248	98,371	320,079	884,176	426,353	127,241
6. Mortgage Guaranty	-	-	-	-	-	-	-	-	-	-	-	-
8. Ocean Marine	-	-	-	-	-	-	-	-	-	-	-	-
9. Inland Marine	26,926	31,335	-	14,697	14,438	13,771	580	-	(4)	44	4,426	1,410
10. Financial Guaranty	-	-	-	-	-	-	-	-	-	-	-	-
11. Medical Professional Liability	-	-	-	-	-	-	-	-	-	-	-	-
12. Earthquake	3,305	3,880	-	1,595	-	-	-	-	-	-	540	173
13. Group Accident and Health (b)	-	-	-	-	-	-	-	-	-	-	-	-
14. Credit A&H (Group and Individual)	-	-	-	-	-	-	-	-	-	-	-	-
15.1. Collectively Renewable A&H (b)	-	-	-	-	-	-	-	-	-	-	-	-
15.2. Non-Cancelable A&H (b)	-	-	-	-	-	-	-	-	-	-	-	-
15.3. Guaranteed Renewable A&H (b)	-	-	-	-	-	-	-	-	-	-	-	-
15.4. Non-Renewable for Stated Reasons Only (b)	-	-	-	-	-	-	-	-	-	-	-	-
15.5. Other Accident Only	-	-	-	-	-	-	-	-	-	-	-	-
15.6. Medicare Title XVIII Exempt from State Taxes or Fees	-	-	-	-	-	-	-	-	-	-	-	-
15.7. All Other A&H (b)	-	-	-	-	-	-	-	-	-	-	-	-
15.8. Federal Employees Health Benefits Plan Premium	-	-	-	-	-	-	-	-	-	-	-	-
16. Workers' Compensation	1,139,287	1,216,840	-	477,669	174,670	137,356	564,434	11,341	(13,369)	121,775	109,248	59,648
17.1. Other Liability—Occurrence	120,679	109,267	-	72,576	6,599	163	23,415	-	9,486	25,535	20,970	6,318
17.2. Other Liability—Claims-Made	-	-	-	-	-	-	-	-	-	-	-	-
17.3. Excess Workers' Compensation	-	-	-	-	-	-	-	-	-	-	-	-
18. Products Liability	364	358	-	242	-	(9)	58	-	9	125	64	19
19.1. Private Passenger Auto No-Fault (Personal Injury Protection)	-	-	-	-	-	-	-	-	-	-	-	-
19.2. Other Private Passenger Auto Liability	5,658,094	5,981,233	-	1,311,497	4,317,881	3,752,511	4,857,266	141,511	8,856	352,342	754,377	296,231
19.3. Commercial Auto No-Fault (Personal Injury Protection)	-	-	-	-	-	-	-	-	-	-	-	-
19.4. Other Commercial Auto Liability	3,580,629	3,300,874	-	1,558,791	1,097,238	3,022,716	3,967,729	69,859	185,020	390,407	628,133	187,464
21.1. Private Passenger Auto Physical Damage	3,289,481	3,450,328	-	766,959	1,590,773	1,694,611	(5,249)	46	1,501	1,197	439,087	172,221
21.2. Commercial Auto Physical Damage	1,096,807	1,024,584	-	477,197	737,445	801,245	102,510	-	206	1,485	192,463	57,424
22. Aircraft (all perils)	-	-	-	-	-	-	-	-	-	-	-	-
23. Fidelity	-	-	-	-	-	-	-	-	-	-	-	-
24. Surety	-	-	-	-	-	-	-	-	-	-	-	-
26. Burglary and Theft	-	-	-	-	-	-	-	-	-	-	-	-
27. Boiler and Machinery	-	-	-	-	-	-	-	-	-	-	-	-
28. Credit	-	-	-	-	-	-	-	-	-	-	-	-
29. International	-	-	-	-	-	-	-	-	-	-	-	-
30. Warranty	-	-	-	-	-	-	-	-	-	-	-	-
34. Aggregate Write-Ins for Other Lines of Business	-	-	-	-	-	-	-	-	-	-	-	-
35. TOTAL (a)	22,593,787	22,563,350	-	8,354,596	10,796,287	13,314,623	12,705,608	387,247	563,659	1,836,853	3,445,129	1,182,902
Details of Write-Ins												
3401.												
3402.												
3403.												
3498. Summary of remaining write-ins for Line 34 from overflow page												
3499. Totals (Lines 3401 through 3403 plus 3498) (Line 34 above)												

19.GA

(a) Finance and service charges not included in Lines 1 to 35 \$106,253

(b) For health business on indicated lines report: Number of persons insured under PPO managed care products and number of persons insured under indemnity only products



EXHIBIT OF PREMIUMS AND LOSSES
BUSINESS IN THE STATE OF ILLINOIS DURING THE YEAR 2021

NAIC Group Code: 0267

NAIC Company Code: 40118

Line of Business	Gross Premiums, Including Policy and Membership Fees, Less Return Premiums and Premiums on Policies not Taken		3 Dividends Paid or Credited to Policyholders on Direct Business	4 Direct Unearned Premium Reserves	5 Direct Losses Paid (deducting salvage)	6 Direct Losses Incurred	7 Direct Losses Unpaid	8 Direct Defense and Cost Containment Expense Paid	9 Direct Defense and Cost Containment Expense Incurred	10 Direct Defense and Cost Containment Expense Unpaid	11 Commissions and Brokerage Expenses	12 Taxes, Licenses and Fees
	1 Direct Premiums Written	2 Direct Premiums Earned										
1. Fire	259,112	269,796	-	131,204	327,398	364,063	53,759	13,673	13,349	1,416	43,774	4,543
2.1. Allied Lines	173,006	181,569	-	86,901	23,675	24,546	21,977	4,304	4,065	955	29,125	3,033
2.2. Multiple Peril Crop												
2.3. Federal Flood												
2.4. Private Crop												
2.5. Private Flood												
3. Farmowners Multiple Peril												
4. Homeowners Multiple Peril	2,529,801	2,724,613	-	1,347,495	1,555,905	2,278,543	1,199,317	50,139	47,878	35,480	394,522	44,352
5.1. Commercial Multiple Peril (Non-Liability Portion)	711,189	652,991	-	271,577	881,774	(35,390)	18,920	1,370	1,841	5,882	125,529	12,468
5.2. Commercial Multiple Peril (Liability Portion)	351,047	310,493	-	158,240	26,594	174,907	440,675	350	14,859	129,533	61,956	6,154
6. Mortgage Guaranty												
8. Ocean Marine												
9. Inland Marine	33,968	36,690	-	17,922	-	(254)	1,042	-	(3)	51	5,537	596
10. Financial Guaranty												
11. Medical Professional Liability												
12. Earthquake	10,829	11,369	-	6,131	-	-	-	-	-	-	1,817	190
13. Group Accident and Health (b)												
14. Credit A&H (Group and Individual)												
15.1. Collectively Renewable A&H (b)												
15.2. Non-Cancelable A&H (b)												
15.3. Guaranteed Renewable A&H (b)												
15.4. Non-Renewable for Stated Reasons Only (b)												
15.5. Other Accident Only												
15.6. Medicare Title XVIII Exempt from State Taxes or Fees												
15.7. All Other A&H (b)												
15.8. Federal Employees Health Benefits Plan Premium												
16. Workers' Compensation	137,245	133,919	-	100,118	191,888	(99,584)	47,572	5,926	7,064	13,198	10,410	1,019
17.1. Other Liability—Occurrence	44,487	46,691	-	21,194	-	(8,798)	13,740	-	(414)	1,897	7,508	780
17.2. Other Liability—Claims-Made												
17.3. Excess Workers' Compensation												
18. Products Liability	2,145	1,975	-	170	-	289	289	-	626	626	377	38
19.1. Private Passenger Auto No-Fault (Personal Injury Protection)												
19.2. Other Private Passenger Auto Liability	3,575,662	3,520,106	-	1,340,776	2,555,711	2,043,951	2,185,042	62,359	7,994	158,868	505,348	62,687
19.3. Commercial Auto No-Fault (Personal Injury Protection)												
19.4. Other Commercial Auto Liability	508,031	496,168	-	271,607	178,003	295,905	284,966	-	24,809	57,244	89,336	8,907
21.1. Private Passenger Auto Physical Damage	3,375,320	3,283,607	-	1,280,953	1,775,258	1,778,622	(31,692)	50	1,474	995	474,630	59,175
21.2. Commercial Auto Physical Damage	136,451	129,230	-	77,626	127,186	110,078	(9,428)	-	56	199	23,994	2,392
22. Aircraft (all perils)												
23. Fidelity												
24. Surety												
26. Burglary and Theft												
27. Boiler and Machinery												
28. Credit												
29. International												
30. Warranty												
34. Aggregate Write-Ins for Other Lines of Business												
35. TOTAL (a)	11,848,292	11,799,217	-	5,111,914	7,643,391	6,926,880	4,226,180	138,171	123,599	406,343	1,773,862	206,333
Details of Write-Ins												
3401.												
3402.												
3403.												
3498. Summary of remaining write-ins for Line 34 from overflow page												
3499. Totals (Lines 3401 through 3403 plus 3498) (Line 34 above)												

19.1L

(a) Finance and service charges not included in Lines 1 to 35 \$99,544

(b) For health business on indicated lines report: Number of persons insured under PPO managed care products and number of persons insured under indemnity only products



EXHIBIT OF PREMIUMS AND LOSSES
BUSINESS IN THE STATE OF INDIANA DURING THE YEAR 2021

NAIC Group Code: 0267

NAIC Company Code: 40118

Line of Business	Gross Premiums, Including Policy and Membership Fees, Less Return Premiums and Premiums on Policies not Taken		3 Dividends Paid or Credited to Policyholders on Direct Business	4 Direct Unearned Premium Reserves	5 Direct Losses Paid (deducting salvage)	6 Direct Losses Incurred	7 Direct Losses Unpaid	8 Direct Defense and Cost Containment Expense Paid	9 Direct Defense and Cost Containment Expense Incurred	10 Direct Defense and Cost Containment Expense Unpaid	11 Commissions and Brokerage Expenses	12 Taxes, Licenses and Fees
	1 Direct Premiums Written	2 Direct Premiums Earned										
1. Fire	719,800	720,510	-	398,187	213,307	282,646	107,403	8,159	7,561	3,754	123,009	10,915
2.1. Allied Lines	410,140	418,615	-	227,868	44,686	44,871	27,752	229	(168)	2,188	69,942	6,220
2.2. Multiple Peril Crop	-	-	-	-	-	-	-	-	-	-	-	-
2.3. Federal Flood	-	-	-	-	-	-	-	-	-	-	-	-
2.4. Private Crop	-	-	-	-	-	-	-	-	-	-	-	-
2.5. Private Flood	-	-	-	-	-	-	-	-	-	-	-	-
3. Farmowners Multiple Peril	-	-	-	-	-	-	-	-	-	-	-	-
4. Homeowners Multiple Peril	3,845,938	4,179,354	-	2,033,469	2,236,219	1,963,475	653,782	33,892	14,988	43,929	616,114	58,321
5.1. Commercial Multiple Peril (Non-Liability Portion)	428,832	405,585	-	306,551	70,954	131,617	75,976	775	2,074	3,865	74,996	6,503
5.2. Commercial Multiple Peril (Liability Portion)	234,941	225,130	-	133,689	9,371	117,626	224,090	13,771	55,917	114,285	41,232	3,563
6. Mortgage Guaranty	-	-	-	-	-	-	-	-	-	-	-	-
8. Ocean Marine	-	-	-	-	-	-	-	-	-	-	-	-
9. Inland Marine	37,420	42,277	-	20,839	11,200	10,702	961	-	(1)	60	6,235	567
10. Financial Guaranty	-	-	-	-	-	-	-	-	-	-	-	-
11. Medical Professional Liability	-	-	-	-	-	-	-	-	-	-	-	-
12. Earthquake	54,144	60,000	-	26,587	-	-	-	-	-	-	8,858	821
13. Group Accident and Health (b)	-	-	-	-	-	-	-	-	-	-	-	-
14. Credit A&H (Group and Individual)	-	-	-	-	-	-	-	-	-	-	-	-
15.1. Collectively Renewable A&H (b)	-	-	-	-	-	-	-	-	-	-	-	-
15.2. Non-Cancelable A&H (b)	-	-	-	-	-	-	-	-	-	-	-	-
15.3. Guaranteed Renewable A&H (b)	-	-	-	-	-	-	-	-	-	-	-	-
15.4. Non-Renewable for Stated Reasons Only (b)	-	-	-	-	-	-	-	-	-	-	-	-
15.5. Other Accident Only	-	-	-	-	-	-	-	-	-	-	-	-
15.6. Medicare Title XVIII Exempt from State Taxes or Fees	-	-	-	-	-	-	-	-	-	-	-	-
15.7. All Other A&H (b)	-	-	-	-	-	-	-	-	-	-	-	-
15.8. Federal Employees Health Benefits Plan Premium	-	-	-	-	-	-	-	-	-	-	-	-
16. Workers' Compensation	37,335	39,675	-	27,067	151,714	(52,685)	11,944	5,377	(9,148)	3,859	3,952	65
17.1. Other Liability—Occurrence	32,828	36,530	-	16,005	-	(8,422)	11,496	988	990	152	5,498	498
17.2. Other Liability—Claims-Made	-	-	-	-	-	-	-	-	-	-	-	-
17.3. Excess Workers' Compensation	-	-	-	-	-	-	-	-	-	-	-	-
18. Products Liability	-	-	-	-	-	-	-	-	-	-	-	-
19.1. Private Passenger Auto No-Fault (Personal Injury Protection)	-	-	-	-	-	-	-	-	-	-	-	-
19.2. Other Private Passenger Auto Liability	18,805,211	18,092,982	-	8,135,197	8,345,004	14,192,332	12,619,817	227,761	223,531	1,183,717	2,639,843	285,170
19.3. Commercial Auto No-Fault (Personal Injury Protection)	-	-	-	-	-	-	-	-	-	-	-	-
19.4. Other Commercial Auto Liability	144,644	132,510	-	78,796	32,388	50,916	51,366	-	4,037	15,488	25,157	2,193
21.1. Private Passenger Auto Physical Damage	19,868,613	18,639,931	-	8,779,595	12,026,007	12,427,408	268,640	7,651	14,538	5,190	2,780,060	301,296
21.2. Commercial Auto Physical Damage	64,116	59,041	-	33,637	49,752	66,721	10,163	-	18	96	11,174	972
22. Aircraft (all perils)	-	-	-	-	-	-	-	-	-	-	-	-
23. Fidelity	-	-	-	-	-	-	-	-	-	-	-	-
24. Surety	-	-	-	-	-	-	-	-	-	-	-	-
26. Burglary and Theft	-	-	-	-	-	-	-	-	-	-	-	-
27. Boiler and Machinery	-	-	-	-	-	-	-	-	-	-	-	-
28. Credit	-	-	-	-	-	-	-	-	-	-	-	-
29. International	-	-	-	-	-	-	-	-	-	-	-	-
30. Warranty	-	-	-	-	-	-	-	-	-	-	-	-
34. Aggregate Write-Ins for Other Lines of Business	-	-	-	-	-	-	-	-	-	-	-	-
35. TOTAL (a)	44,683,960	43,052,139	-	20,217,487	23,190,602	29,227,205	14,063,390	298,603	314,337	1,376,584	6,406,069	677,105
Details of Write-Ins												
3401.												
3402.												
3403.												
3498.	Summary of remaining write-ins for Line 34 from overflow page											
3499.	Totals (Lines 3401 through 3403 plus 3498) (Line 34 above)											

19 IN

(a) Finance and service charges not included in Lines 1 to 35 \$560,792

(b) For health business on indicated lines report: Number of persons insured under PPO managed care products and number of persons insured under indemnity only products



EXHIBIT OF PREMIUMS AND LOSSES
BUSINESS IN THE STATE OF IOWA DURING THE YEAR 2021

NAIC Group Code: 0267

NAIC Company Code: 40118

191A

Line of Business	Gross Premiums, Including Policy and Membership Fees, Less Return Premiums and Premiums on Policies not Taken		3 Dividends Paid or Credited to Policyholders on Direct Business	4 Direct Unearned Premium Reserves	5 Direct Losses Paid (deducting salvage)	6 Direct Losses Incurred	7 Direct Losses Unpaid	8 Direct Defense and Cost Containment Expense Paid	9 Direct Defense and Cost Containment Expense Incurred	10 Direct Defense and Cost Containment Expense Unpaid	11 Commissions and Brokerage Expenses	12 Taxes, Licenses and Fees
	1 Direct Premiums Written	2 Direct Premiums Earned										
1. Fire												
2.1. Allied Lines												
2.2. Multiple Peril Crop												
2.3. Federal Flood												
2.4. Private Crop												
2.5. Private Flood												
3. Farmowners Multiple Peril												
4. Homeowners Multiple Peril												
5.1. Commercial Multiple Peril (Non-Liability Portion)												
5.2. Commercial Multiple Peril (Liability Portion)												
6. Mortgage Guaranty												
8. Ocean Marine												
9. Inland Marine												
10. Financial Guaranty												
11. Medical Professional Liability												
12. Earthquake												
13. Group Accident and Health (b)												
14. Credit A&H (Group and Individual)												
15.1. Collectively Renewable A&H (b)												
15.2. Non-Cancelable A&H (b)												
15.3. Guaranteed Renewable A&H (b)												
15.4. Non-Renewable for Stated Reasons Only (b)												
15.5. Other Accident Only												
15.6. Medicare Title XVIII Exempt from State Taxes or Fees												
15.7. All Other A&H (b)												
15.8. Federal Employees Health Benefits Plan Premium												
16. Workers' Compensation												
17.1. Other Liability—Occurrence												
17.2. Other Liability—Claims-Made												
17.3. Excess Workers' Compensation												
18. Products Liability												
19.1. Private Passenger Auto No-Fault (Personal Injury Protection)												
19.2. Other Private Passenger Auto Liability												
19.3. Commercial Auto No-Fault (Personal Injury Protection)												
19.4. Other Commercial Auto Liability												
21.1. Private Passenger Auto Physical Damage												
21.2. Commercial Auto Physical Damage												
22. Aircraft (all perils)												
23. Fidelity												
24. Surety												
26. Burglary and Theft												
27. Boiler and Machinery												
28. Credit												
29. International												
30. Warranty												
34. Aggregate Write-Ins for Other Lines of Business												
35. TOTAL (a)												
Details of Write-Ins												
3401.												
3402.												
3403.												
3498. Summary of remaining write-ins for Line 34 from overflow page												
3499. Totals (Lines 3401 through 3403 plus 3498) (Line 34 above)												

NONE

(a) Finance and service charges not included in Lines 1 to 35 \$

(b) For health business on indicated lines report: Number of persons insured under PPO managed care products and number of persons insured under indemnity only products



EXHIBIT OF PREMIUMS AND LOSSES
BUSINESS IN THE STATE OF KANSAS DURING THE YEAR 2021

NAIC Group Code: 0267

NAIC Company Code: 40118

19 KS

Line of Business	Gross Premiums, Including Policy and Membership Fees, Less Return Premiums and Premiums on Policies not Taken		3 Dividends Paid or Credited to Policyholders on Direct Business	4 Direct Unearned Premium Reserves	5 Direct Losses Paid (deducting salvage)	6 Direct Losses Incurred	7 Direct Losses Unpaid	8 Direct Defense and Cost Containment Expense Paid	9 Direct Defense and Cost Containment Expense Incurred	10 Direct Defense and Cost Containment Expense Unpaid	11 Commissions and Brokerage Expenses	12 Taxes, Licenses and Fees
	1 Direct Premiums Written	2 Direct Premiums Earned										
1. Fire												
2.1. Allied Lines												
2.2. Multiple Peril Crop												
2.3. Federal Flood												
2.4. Private Crop												
2.5. Private Flood												
3. Farmowners Multiple Peril												
4. Homeowners Multiple Peril												
5.1. Commercial Multiple Peril (Non-Liability Portion)												
5.2. Commercial Multiple Peril (Liability Portion)												
6. Mortgage Guaranty												
8. Ocean Marine												
9. Inland Marine												
10. Financial Guaranty												
11. Medical Professional Liability												
12. Earthquake												
13. Group Accident and Health (b)												
14. Credit A&H (Group and Individual)												
15.1. Collectively Renewable A&H (b)												
15.2. Non-Cancelable A&H (b)												
15.3. Guaranteed Renewable A&H (b)												
15.4. Non-Renewable for Stated Reasons Only (b)												
15.5. Other Accident Only												
15.6. Medicare Title XVIII Exempt from State Taxes or Fees												
15.7. All Other A&H (b)												
15.8. Federal Employees Health Benefits Plan Premium												
16. Workers' Compensation												
17.1. Other Liability—Occurrence												
17.2. Other Liability—Claims-Made												
17.3. Excess Workers' Compensation												
18. Products Liability												
19.1. Private Passenger Auto No-Fault (Personal Injury Protection)												
19.2. Other Private Passenger Auto Liability												
19.3. Commercial Auto No-Fault (Personal Injury Protection)												
19.4. Other Commercial Auto Liability												
21.1. Private Passenger Auto Physical Damage												
21.2. Commercial Auto Physical Damage												
22. Aircraft (all perils)												
23. Fidelity												
24. Surety												
26. Burglary and Theft												
27. Boiler and Machinery												
28. Credit												
29. International												
30. Warranty												
34. Aggregate Write-Ins for Other Lines of Business												
35. TOTAL (a)												
Details of Write-Ins												
3401.												
3402.												
3403.												
3498. Summary of remaining write-ins for Line 34 from overflow page												
3499. Totals (Lines 3401 through 3403 plus 3498) (Line 34 above)												

NONE

(a) Finance and service charges not included in Lines 1 to 35 \$

(b) For health business on indicated lines report: Number of persons insured under PPO managed care products and number of persons insured under indemnity only products



EXHIBIT OF PREMIUMS AND LOSSES
BUSINESS IN THE STATE OF KENTUCKY DURING THE YEAR 2021

NAIC Group Code: 0267

NAIC Company Code: 40118

Line of Business	Gross Premiums, Including Policy and Membership Fees, Less Return Premiums and Premiums on Policies not Taken		3 Dividends Paid or Credited to Policyholders on Direct Business	4 Direct Unearned Premium Reserves	5 Direct Losses Paid (deducting salvage)	6 Direct Losses Incurred	7 Direct Losses Unpaid	8 Direct Defense and Cost Containment Expense Paid	9 Direct Defense and Cost Containment Expense Incurred	10 Direct Defense and Cost Containment Expense Unpaid	11 Commissions and Brokerage Expenses	12 Taxes, Licenses and Fees
	1 Direct Premiums Written	2 Direct Premiums Earned										
1. Fire	358,880	368,758	-	181,256	133,269	137,150	25,822	2,277	1,878	1,945	60,720	(66,321)
2.1. Allied Lines	161,885	167,206	-	79,157	7,671	11,247	13,866	-	(189)	884	27,409	15,273
2.2. Multiple Peril Crop	-	-	-	-	-	-	-	-	-	-	-	-
2.3. Federal Flood	-	-	-	-	-	-	-	-	-	-	-	-
2.4. Private Crop	-	-	-	-	-	-	-	-	-	-	-	-
2.5. Private Flood	-	-	-	-	-	-	-	-	-	-	-	-
3. Farmowners Multiple Peril	-	-	-	-	-	-	-	-	-	-	-	-
4. Homeowners Multiple Peril	2,127,367	2,339,638	-	1,109,243	1,541,127	2,497,876	1,225,561	12,236	10,430	26,880	347,781	42,153
5.1. Commercial Multiple Peril (Non-Liability Portion)	840,650	770,088	-	498,143	223,156	238,948	47,989	1,462	2,664	7,055	148,157	64,303
5.2. Commercial Multiple Peril (Liability Portion)	821,039	709,078	-	400,825	57,228	296,170	476,268	7,666	69,747	293,028	144,652	12,984
6. Mortgage Guaranty	-	-	-	-	-	-	-	-	-	-	-	-
8. Ocean Marine	-	-	-	-	-	-	-	-	-	-	-	-
9. Inland Marine	31,832	35,145	-	15,363	-	(282)	1,000	-	3	49	5,290	3,003
10. Financial Guaranty	-	-	-	-	-	-	-	-	-	-	-	-
11. Medical Professional Liability	-	-	-	-	-	-	-	-	-	-	-	-
12. Earthquake	73,770	78,207	-	37,674	-	-	-	-	-	-	12,263	6,960
13. Group Accident and Health (b)	-	-	-	-	-	-	-	-	-	-	-	-
14. Credit A&H (Group and Individual)	-	-	-	-	-	-	-	-	-	-	-	-
15.1. Collectively Renewable A&H (b)	-	-	-	-	-	-	-	-	-	-	-	-
15.2. Non-Cancelable A&H (b)	-	-	-	-	-	-	-	-	-	-	-	-
15.3. Guaranteed Renewable A&H (b)	-	-	-	-	-	-	-	-	-	-	-	-
15.4. Non-Renewable for Stated Reasons Only (b)	-	-	-	-	-	-	-	-	-	-	-	-
15.5. Other Accident Only	-	-	-	-	-	-	-	-	-	-	-	-
15.6. Medicare Title XVIII Exempt from State Taxes or Fees	-	-	-	-	-	-	-	-	-	-	-	-
15.7. All Other A&H (b)	-	-	-	-	-	-	-	-	-	-	-	-
15.8. Federal Employees Health Benefits Plan Premium	-	-	-	-	-	-	-	-	-	-	-	-
16. Workers' Compensation	14,800	10,728	-	6,673	-	1,724	3,858	-	343	1,014	3,474	357
17.1. Other Liability—Occurrence	60,836	58,605	-	34,480	-	(8,808)	17,889	-	(558)	5,506	10,334	5,599
17.2. Other Liability—Claims-Made	-	-	-	-	-	-	-	-	-	-	-	-
17.3. Excess Workers' Compensation	-	-	-	-	-	-	-	-	-	-	-	-
18. Products Liability	-	-	-	-	-	(2)	-	-	(4)	-	-	-
19.1. Private Passenger Auto No-Fault (Personal Injury Protection)	126,837	131,612	-	28,889	43,974	97,834	15,987	-	(5,330)	3,131	21,274	11,966
19.2. Other Private Passenger Auto Liability	598,087	619,164	-	136,863	655,135	564,807	632,425	43,195	21,013	50,298	100,313	(10,883)
19.3. Commercial Auto No-Fault (Personal Injury Protection)	33,782	28,938	-	18,028	1,228	(14,282)	(2,836)	-	(133)	4,085	5,966	3,187
19.4. Other Commercial Auto Liability	709,940	603,606	-	384,353	221,122	392,966	379,140	3,660	30,541	71,932	125,271	(18,248)
21.1. Private Passenger Auto Physical Damage	470,544	487,281	-	106,262	171,783	177,263	8,461	46	248	162	78,926	44,392
21.2. Commercial Auto Physical Damage	338,057	294,173	-	180,679	192,299	221,439	33,823	-	103	493	59,609	31,893
22. Aircraft (all perils)	-	-	-	-	-	-	-	-	-	-	-	-
23. Fidelity	-	-	-	-	-	-	-	-	-	-	-	-
24. Surety	-	-	-	-	-	-	-	-	-	-	-	-
26. Burglary and Theft	-	-	-	-	-	-	-	-	-	-	-	-
27. Boiler and Machinery	-	-	-	-	-	-	-	-	-	-	-	-
28. Credit	-	-	-	-	-	-	-	-	-	-	-	-
29. International	-	-	-	-	-	-	-	-	-	-	-	-
30. Warranty	-	-	-	-	-	-	-	-	-	-	-	-
34. Aggregate Write-Ins for Other Lines of Business	-	-	-	-	-	-	-	-	-	-	-	-
35. TOTAL (a)	6,768,306	6,702,227	-	3,217,889	3,247,992	4,614,050	2,879,253	70,542	130,756	466,462	1,151,440	146,617
Details of Write-Ins												
3401.												
3402.												
3403.												
3498.	Summary of remaining write-ins for Line 34 from overflow page											
3499.	Totals (Lines 3401 through 3403 plus 3498) (Line 34 above)											

19 KY

(a) Finance and service charges not included in Lines 1 to 35 \$48,883

(b) For health business on indicated lines report: Number of persons insured under PPO managed care products and number of persons insured under indemnity only products



EXHIBIT OF PREMIUMS AND LOSSES
BUSINESS IN THE STATE OF MARYLAND DURING THE YEAR 2021

NAIC Group Code: 0267

NAIC Company Code: 40118

19.MD

Line of Business	Gross Premiums, Including Policy and Membership Fees, Less Return Premiums and Premiums on Policies not Taken		3 Dividends Paid or Credited to Policyholders on Direct Business	4 Direct Unearned Premium Reserves	5 Direct Losses Paid (deducting salvage)	6 Direct Losses Incurred	7 Direct Losses Unpaid	8 Direct Defense and Cost Containment Expense Paid	9 Direct Defense and Cost Containment Expense Incurred	10 Direct Defense and Cost Containment Expense Unpaid	11 Commissions and Brokerage Expenses	12 Taxes, Licenses and Fees
	1 Direct Premiums Written	2 Direct Premiums Earned										
1. Fire												
2.1. Allied Lines												
2.2. Multiple Peril Crop												
2.3. Federal Flood												
2.4. Private Crop												
2.5. Private Flood												
3. Farmowners Multiple Peril												
4. Homeowners Multiple Peril												
5.1. Commercial Multiple Peril (Non-Liability Portion)												
5.2. Commercial Multiple Peril (Liability Portion)												
6. Mortgage Guaranty												
8. Ocean Marine												
9. Inland Marine												
10. Financial Guaranty												
11. Medical Professional Liability												
12. Earthquake												
13. Group Accident and Health (b)												
14. Credit A&H (Group and Individual)												
15.1. Collectively Renewable A&H (b)												
15.2. Non-Cancelable A&H (b)												
15.3. Guaranteed Renewable A&H (b)												
15.4. Non-Renewable for Stated Reasons Only (b)												
15.5. Other Accident Only												
15.6. Medicare Title XVIII Exempt from State Taxes or Fees												
15.7. All Other A&H (b)												
15.8. Federal Employees Health Benefits Plan Premium												
16. Workers' Compensation												
17.1. Other Liability—Occurrence												
17.2. Other Liability—Claims-Made												
17.3. Excess Workers' Compensation												
18. Products Liability												
19.1. Private Passenger Auto No-Fault (Personal Injury Protection)												
19.2. Other Private Passenger Auto Liability												
19.3. Commercial Auto No-Fault (Personal Injury Protection)												
19.4. Other Commercial Auto Liability												
21.1. Private Passenger Auto Physical Damage												
21.2. Commercial Auto Physical Damage												
22. Aircraft (all perils)												
23. Fidelity												
24. Surety												
26. Burglary and Theft												
27. Boiler and Machinery												
28. Credit												
29. International												
30. Warranty												
34. Aggregate Write-Ins for Other Lines of Business												
35. TOTAL (a)												
Details of Write-Ins												
3401.												
3402.												
3403.												
3498. Summary of remaining write-ins for Line 34 from overflow page												
3499. Totals (Lines 3401 through 3403 plus 3498) (Line 34 above)												

NONE

(a) Finance and service charges not included in Lines 1 to 35 \$

(b) For health business on indicated lines report: Number of persons insured under PPO managed care products and number of persons insured under indemnity only products



EXHIBIT OF PREMIUMS AND LOSSES
 BUSINESS IN THE STATE OF MINNESOTA DURING THE YEAR 2021

NAIC Group Code: 0267

NAIC Company Code: 40118

19.MN

Line of Business	Gross Premiums, Including Policy and Membership Fees, Less Return Premiums and Premiums on Policies not Taken		3 Dividends Paid or Credited to Policyholders on Direct Business	4 Direct Unearned Premium Reserves	5 Direct Losses Paid (deducting salvage)	6 Direct Losses Incurred	7 Direct Losses Unpaid	8 Direct Defense and Cost Containment Expense Paid	9 Direct Defense and Cost Containment Expense Incurred	10 Direct Defense and Cost Containment Expense Unpaid	11 Commissions and Brokerage Expenses	12 Taxes, Licenses and Fees
	1 Direct Premiums Written	2 Direct Premiums Earned										
1. Fire												
2.1. Allied Lines												
2.2. Multiple Peril Crop												
2.3. Federal Flood												
2.4. Private Crop												
2.5. Private Flood												
3. Farmowners Multiple Peril												
4. Homeowners Multiple Peril												
5.1. Commercial Multiple Peril (Non-Liability Portion)												
5.2. Commercial Multiple Peril (Liability Portion)												
6. Mortgage Guaranty												
8. Ocean Marine												
9. Inland Marine												
10. Financial Guaranty												
11. Medical Professional Liability												
12. Earthquake												
13. Group Accident and Health (b)												
14. Credit A&H (Group and Individual)												
15.1. Collectively Renewable A&H (b)												
15.2. Non-Cancelable A&H (b)												
15.3. Guaranteed Renewable A&H (b)												
15.4. Non-Renewable for Stated Reasons Only (b)												
15.5. Other Accident Only												
15.6. Medicare Title XVIII Exempt from State Taxes or Fees												
15.7. All Other A&H (b)												
15.8. Federal Employees Health Benefits Plan Premium												
16. Workers' Compensation												
17.1. Other Liability—Occurrence												
17.2. Other Liability—Claims-Made												
17.3. Excess Workers' Compensation												
18. Products Liability												
19.1. Private Passenger Auto No-Fault (Personal Injury Protection)												
19.2. Other Private Passenger Auto Liability												
19.3. Commercial Auto No-Fault (Personal Injury Protection)												
19.4. Other Commercial Auto Liability												
21.1. Private Passenger Auto Physical Damage												
21.2. Commercial Auto Physical Damage												
22. Aircraft (all perils)												
23. Fidelity												
24. Surety												
26. Burglary and Theft												
27. Boiler and Machinery												
28. Credit												
29. International												
30. Warranty												
34. Aggregate Write-Ins for Other Lines of Business												
35. TOTAL (a)												
Details of Write-Ins												
3401.												
3402.												
3403.												
3498. Summary of remaining write-ins for Line 34 from overflow page												
3499. Totals (Lines 3401 through 3403 plus 3498) (Line 34 above)												

NONE

(a) Finance and service charges not included in Lines 1 to 35 \$

(b) For health business on indicated lines report: Number of persons insured under PPO managed care products and number of persons insured under indemnity only products



EXHIBIT OF PREMIUMS AND LOSSES
BUSINESS IN THE STATE OF MISSOURI DURING THE YEAR 2021

NAIC Group Code: 0267

NAIC Company Code: 40118

19.MO

Line of Business	Gross Premiums, Including Policy and Membership Fees, Less Return Premiums and Premiums on Policies not Taken		3 Dividends Paid or Credited to Policyholders on Direct Business	4 Direct Unearned Premium Reserves	5 Direct Losses Paid (deducting salvage)	6 Direct Losses Incurred	7 Direct Losses Unpaid	8 Direct Defense and Cost Containment Expense Paid	9 Direct Defense and Cost Containment Expense Incurred	10 Direct Defense and Cost Containment Expense Unpaid	11 Commissions and Brokerage Expenses	12 Taxes, Licenses and Fees
	1 Direct Premiums Written	2 Direct Premiums Earned										
1. Fire												
2.1. Allied Lines												
2.2. Multiple Peril Crop												
2.3. Federal Flood												
2.4. Private Crop												
2.5. Private Flood												
3. Farmowners Multiple Peril												
4. Homeowners Multiple Peril												
5.1. Commercial Multiple Peril (Non-Liability Portion)												
5.2. Commercial Multiple Peril (Liability Portion)												
6. Mortgage Guaranty												
8. Ocean Marine												
9. Inland Marine												
10. Financial Guaranty												
11. Medical Professional Liability												
12. Earthquake												
13. Group Accident and Health (b)												
14. Credit A&H (Group and Individual)												
15.1. Collectively Renewable A&H (b)												
15.2. Non-Cancelable A&H (b)												
15.3. Guaranteed Renewable A&H (b)												
15.4. Non-Renewable for Stated Reasons Only (b)												
15.5. Other Accident Only												
15.6. Medicare Title XVIII Exempt from State Taxes or Fees												
15.7. All Other A&H (b)												
15.8. Federal Employees Health Benefits Plan Premium												
16. Workers' Compensation												
17.1. Other Liability—Occurrence												
17.2. Other Liability—Claims-Made												
17.3. Excess Workers' Compensation												
18. Products Liability												
19.1. Private Passenger Auto No-Fault (Personal Injury Protection)												
19.2. Other Private Passenger Auto Liability												
19.3. Commercial Auto No-Fault (Personal Injury Protection)												
19.4. Other Commercial Auto Liability												
21.1. Private Passenger Auto Physical Damage												
21.2. Commercial Auto Physical Damage												
22. Aircraft (all perils)												
23. Fidelity												
24. Surety												
26. Burglary and Theft												
27. Boiler and Machinery												
28. Credit												
29. International												
30. Warranty												
34. Aggregate Write-Ins for Other Lines of Business												
35. TOTAL (a)												
Details of Write-Ins												
3401.												
3402.												
3403.												
3498. Summary of remaining write-ins for Line 34 from overflow page												
3499. Totals (Lines 3401 through 3403 plus 3498) (Line 34 above)												

NONE

(a) Finance and service charges not included in Lines 1 to 35 \$

(b) For health business on indicated lines report: Number of persons insured under PPO managed care products and number of persons insured under indemnity only products



EXHIBIT OF PREMIUMS AND LOSSES
 BUSINESS IN THE STATE OF NEBRASKA DURING THE YEAR 2021

NAIC Group Code: 0267

NAIC Company Code: 40118

19, NE

Line of Business	Gross Premiums, Including Policy and Membership Fees, Less Return Premiums and Premiums on Policies not Taken		3 Dividends Paid or Credited to Policyholders on Direct Business	4 Direct Unearned Premium Reserves	5 Direct Losses Paid (deducting salvage)	6 Direct Losses Incurred	7 Direct Losses Unpaid	8 Direct Defense and Cost Containment Expense Paid	9 Direct Defense and Cost Containment Expense Incurred	10 Direct Defense and Cost Containment Expense Unpaid	11 Commissions and Brokerage Expenses	12 Taxes, Licenses and Fees
	1 Direct Premiums Written	2 Direct Premiums Earned										
1. Fire												
2.1. Allied Lines												
2.2. Multiple Peril Crop												
2.3. Federal Flood												
2.4. Private Crop												
2.5. Private Flood												
3. Farmowners Multiple Peril												
4. Homeowners Multiple Peril												
5.1. Commercial Multiple Peril (Non-Liability Portion)												
5.2. Commercial Multiple Peril (Liability Portion)												
6. Mortgage Guaranty												
8. Ocean Marine												
9. Inland Marine												
10. Financial Guaranty												
11. Medical Professional Liability												
12. Earthquake												
13. Group Accident and Health (b)												
14. Credit A&H (Group and Individual)												
15.1. Collectively Renewable A&H (b)												
15.2. Non-Cancelable A&H (b)												
15.3. Guaranteed Renewable A&H (b)												
15.4. Non-Renewable for Stated Reasons Only (b)												
15.5. Other Accident Only												
15.6. Medicare Title XVIII Exempt from State Taxes or Fees												
15.7. All Other A&H (b)												
15.8. Federal Employees Health Benefits Plan Premium												
16. Workers' Compensation												
17.1. Other Liability—Occurrence												
17.2. Other Liability—Claims-Made												
17.3. Excess Workers' Compensation												
18. Products Liability												
19.1. Private Passenger Auto No-Fault (Personal Injury Protection)												
19.2. Other Private Passenger Auto Liability												
19.3. Commercial Auto No-Fault (Personal Injury Protection)												
19.4. Other Commercial Auto Liability												
21.1. Private Passenger Auto Physical Damage												
21.2. Commercial Auto Physical Damage												
22. Aircraft (all perils)												
23. Fidelity												
24. Surety												
26. Burglary and Theft												
27. Boiler and Machinery												
28. Credit												
29. International												
30. Warranty												
34. Aggregate Write-Ins for Other Lines of Business												
35. TOTAL (a)												
Details of Write-Ins												
3401.												
3402.												
3403.												
3498. Summary of remaining write-ins for Line 34 from overflow page												
3499. Totals (Lines 3401 through 3403 plus 3498) (Line 34 above)												

NONE

(a) Finance and service charges not included in Lines 1 to 35 \$

(b) For health business on indicated lines report: Number of persons insured under PPO managed care products and number of persons insured under indemnity only products



EXHIBIT OF PREMIUMS AND LOSSES
BUSINESS IN THE STATE OF NORTH CAROLINA DURING THE YEAR 2021

NAIC Group Code: 0267

NAIC Company Code: 40118

19 NC

Line of Business	Gross Premiums, Including Policy and Membership Fees, Less Return Premiums and Premiums on Policies not Taken		3 Dividends Paid or Credited to Policyholders on Direct Business	4 Direct Unearned Premium Reserves	5 Direct Losses Paid (deducting salvage)	6 Direct Losses Incurred	7 Direct Losses Unpaid	8 Direct Defense and Cost Containment Expense Paid	9 Direct Defense and Cost Containment Expense Incurred	10 Direct Defense and Cost Containment Expense Unpaid	11 Commissions and Brokerage Expenses	12 Taxes, Licenses and Fees
	1 Direct Premiums Written	2 Direct Premiums Earned										
1. Fire												
2.1. Allied Lines												
2.2. Multiple Peril Crop												
2.3. Federal Flood												
2.4. Private Crop												
2.5. Private Flood												
3. Farmowners Multiple Peril												
4. Homeowners Multiple Peril												
5.1. Commercial Multiple Peril (Non-Liability Portion)												
5.2. Commercial Multiple Peril (Liability Portion)												
6. Mortgage Guaranty												
8. Ocean Marine												
9. Inland Marine												
10. Financial Guaranty												
11. Medical Professional Liability												
12. Earthquake												
13. Group Accident and Health (b)												
14. Credit A&H (Group and Individual)												
15.1. Collectively Renewable A&H (b)												
15.2. Non-Cancelable A&H (b)												
15.3. Guaranteed Renewable A&H (b)												
15.4. Non-Renewable for Stated Reasons Only (b)												
15.5. Other Accident Only												
15.6. Medicare Title XVIII Exempt from State Taxes or Fees												
15.7. All Other A&H (b)												
15.8. Federal Employees Health Benefits Plan Premium												
16. Workers' Compensation												
17.1. Other Liability—Occurrence												
17.2. Other Liability—Claims-Made												
17.3. Excess Workers' Compensation												
18. Products Liability												
19.1. Private Passenger Auto No-Fault (Personal Injury Protection)												
19.2. Other Private Passenger Auto Liability												
19.3. Commercial Auto No-Fault (Personal Injury Protection)												
19.4. Other Commercial Auto Liability												
21.1. Private Passenger Auto Physical Damage												
21.2. Commercial Auto Physical Damage												
22. Aircraft (all perils)												
23. Fidelity												
24. Surety												
26. Burglary and Theft												
27. Boiler and Machinery												
28. Credit												
29. International												
30. Warranty												
34. Aggregate Write-Ins for Other Lines of Business												
35. TOTAL (a)												
Details of Write-Ins												
3401.												
3402.												
3403.												
3498. Summary of remaining write-ins for Line 34 from overflow page												
3499. Totals (Lines 3401 through 3403 plus 3498) (Line 34 above)												

NONE

(a) Finance and service charges not included in Lines 1 to 35 \$

(b) For health business on indicated lines report: Number of persons insured under PPO managed care products and number of persons insured under indemnity only products



EXHIBIT OF PREMIUMS AND LOSSES
BUSINESS IN THE STATE OF NORTH DAKOTA DURING THE YEAR 2021

NAIC Group Code: 0267

NAIC Company Code: 40118

19,ND

Line of Business	Gross Premiums, Including Policy and Membership Fees, Less Return Premiums and Premiums on Policies not Taken		3 Dividends Paid or Credited to Policyholders on Direct Business	4 Direct Unearned Premium Reserves	5 Direct Losses Paid (deducting salvage)	6 Direct Losses Incurred	7 Direct Losses Unpaid	8 Direct Defense and Cost Containment Expense Paid	9 Direct Defense and Cost Containment Expense Incurred	10 Direct Defense and Cost Containment Expense Unpaid	11 Commissions and Brokerage Expenses	12 Taxes, Licenses and Fees
	1 Direct Premiums Written	2 Direct Premiums Earned										
1. Fire												
2.1. Allied Lines												
2.2. Multiple Peril Crop												
2.3. Federal Flood												
2.4. Private Crop												
2.5. Private Flood												
3. Farmowners Multiple Peril												
4. Homeowners Multiple Peril												
5.1. Commercial Multiple Peril (Non-Liability Portion)												
5.2. Commercial Multiple Peril (Liability Portion)												
6. Mortgage Guaranty												
8. Ocean Marine												
9. Inland Marine												
10. Financial Guaranty												
11. Medical Professional Liability												
12. Earthquake												
13. Group Accident and Health (b)												
14. Credit A&H (Group and Individual)												
15.1. Collectively Renewable A&H (b)												
15.2. Non-Cancelable A&H (b)												
15.3. Guaranteed Renewable A&H (b)												
15.4. Non-Renewable for Stated Reasons Only (b)												
15.5. Other Accident Only												
15.6. Medicare Title XVIII Exempt from State Taxes or Fees												
15.7. All Other A&H (b)												
15.8. Federal Employees Health Benefits Plan Premium												
16. Workers' Compensation												
17.1. Other Liability—Occurrence												
17.2. Other Liability—Claims-Made												
17.3. Excess Workers' Compensation												
18. Products Liability												
19.1. Private Passenger Auto No-Fault (Personal Injury Protection)												
19.2. Other Private Passenger Auto Liability												
19.3. Commercial Auto No-Fault (Personal Injury Protection)												
19.4. Other Commercial Auto Liability												
21.1. Private Passenger Auto Physical Damage												
21.2. Commercial Auto Physical Damage												
22. Aircraft (all perils)												
23. Fidelity												
24. Surety												
26. Burglary and Theft												
27. Boiler and Machinery												
28. Credit												
29. International												
30. Warranty												
34. Aggregate Write-Ins for Other Lines of Business												
35. TOTAL (a)												
Details of Write-Ins												
3401.												
3402.												
3403.												
3498. Summary of remaining write-ins for Line 34 from overflow page												
3499. Totals (Lines 3401 through 3403 plus 3498) (Line 34 above)												

NONE

(a) Finance and service charges not included in Lines 1 to 35 \$

(b) For health business on indicated lines report: Number of persons insured under PPO managed care products and number of persons insured under indemnity only products



EXHIBIT OF PREMIUMS AND LOSSES
BUSINESS IN THE STATE OF OHIO DURING THE YEAR 2021

NAIC Group Code: 0267

NAIC Company Code: 40118

19-04

Line of Business	Gross Premiums, Including Policy and Membership Fees, Less Return Premiums and Premiums on Policies not Taken		3 Dividends Paid or Credited to Policyholders on Direct Business	4 Direct Unearned Premium Reserves	5 Direct Losses Paid (deducting salvage)	6 Direct Losses Incurred	7 Direct Losses Unpaid	8 Direct Defense and Cost Containment Expense Paid	9 Direct Defense and Cost Containment Expense Incurred	10 Direct Defense and Cost Containment Expense Unpaid	11 Commissions and Brokerage Expenses	12 Taxes, Licenses and Fees
	1 Direct Premiums Written	2 Direct Premiums Earned										
1. Fire	287	262	-	206	-	(8)	9	-	(1)	2	50	8
2.1. Allied Lines	880	810	-	632	-	(7)	27	-	(1)	5	155	23
2.2. Multiple Peril Crop												
2.3. Federal Flood												
2.4. Private Crop												
2.5. Private Flood												
3. Farmowners Multiple Peril	-	-	-	-	-	-	-	-	-	-	-	-
4. Homeowners Multiple Peril	-	-	-	-	-	-	-	1	1	-	-	-
5.1. Commercial Multiple Peril (Non-Liability Portion)	2,822,026	2,568,236	-	1,325,249	741,950	1,013,865	429,820	60,068	64,733	23,271	493,217	74,709
5.2. Commercial Multiple Peril (Liability Portion)	2,468,346	2,167,785	-	1,047,223	406,782	1,163,766	1,768,292	52,737	320,399	928,107	432,292	65,346
6. Mortgage Guaranty												
8. Ocean Marine												
9. Inland Marine												
10. Financial Guaranty												
11. Medical Professional Liability												
12. Earthquake	14	14	-	10	-	-	-	-	-	-	2	-
13. Group Accident and Health (b)												
14. Credit A&H (Group and Individual)												
15.1. Collectively Renewable A&H (b)												
15.2. Non-Cancelable A&H (b)												
15.3. Guaranteed Renewable A&H (b)												
15.4. Non-Renewable for Stated Reasons Only (b)												
15.5. Other Accident Only												
15.6. Medicare Title XVIII Exempt from State Taxes or Fees												
15.7. All Other A&H (b)												
15.8. Federal Employees Health Benefits Plan Premium												
16. Workers' Compensation												
17.1. Other Liability—Occurrence	47,648	45,609	-	28,474	-	3,036	7,289	-	8,428	15,767	8,379	1,261
17.2. Other Liability—Claims-Made												
17.3. Excess Workers' Compensation												
18. Products Liability	2,681	2,650	-	779	-	(229)	426	-	(209)	922	471	71
19.1. Private Passenger Auto No-Fault (Personal Injury Protection)												
19.2. Other Private Passenger Auto Liability	2,881,146	3,023,775	-	690,675	2,252,269	1,568,918	1,393,082	60,724	(9,527)	146,712	348,150	77,021
19.3. Commercial Auto No-Fault (Personal Injury Protection)												
19.4. Other Commercial Auto Liability	2,449,524	2,187,647	-	1,074,070	453,239	1,880,854	2,346,954	31,637	133,799	253,760	430,731	64,847
21.1. Private Passenger Auto Physical Damage	1,828,774	1,927,210	-	432,132	934,741	994,029	30,470	1,597	1,172	2,009	219,791	48,414
21.2. Commercial Auto Physical Damage	968,949	865,872	-	413,885	576,665	608,470	68,454	1,493	1,875	1,265	170,735	25,651
22. Aircraft (all perils)												
23. Fidelity												
24. Surety												
26. Burglary and Theft												
27. Boiler and Machinery												
28. Credit												
29. International												
30. Warranty												
34. Aggregate Write-Ins for Other Lines of Business												
35. TOTAL (a)	13,470,275	12,789,869	-	5,013,334	5,365,646	7,232,694	6,044,825	208,257	520,668	1,371,820	2,103,974	357,352
Details of Write-Ins												
3401.												
3402.												
3403.												
3498. Summary of remaining write-ins for Line 34 from overflow page												
3499. Totals (Lines 3401 through 3403 plus 3498) (Line 34 above)												

(a) Finance and service charges not included in Lines 1 to 35 \$256,346

(b) For health business on indicated lines report: Number of persons insured under PPO managed care products and number of persons insured under indemnity only products



EXHIBIT OF PREMIUMS AND LOSSES
BUSINESS IN THE STATE OF OREGON DURING THE YEAR 2021

NAIC Group Code: 0267

NAIC Company Code: 40118

19 OR

Line of Business	Gross Premiums, Including Policy and Membership Fees, Less Return Premiums and Premiums on Policies not Taken		3 Dividends Paid or Credited to Policyholders on Direct Business	4 Direct Unearned Premium Reserves	5 Direct Losses Paid (deducting salvage)	6 Direct Losses Incurred	7 Direct Losses Unpaid	8 Direct Defense and Cost Containment Expense Paid	9 Direct Defense and Cost Containment Expense Incurred	10 Direct Defense and Cost Containment Expense Unpaid	11 Commissions and Brokerage Expenses	12 Taxes, Licenses and Fees
	1 Direct Premiums Written	2 Direct Premiums Earned										
1. Fire												
2.1. Allied Lines												
2.2. Multiple Peril Crop												
2.3. Federal Flood												
2.4. Private Crop												
2.5. Private Flood												
3. Farmowners Multiple Peril												
4. Homeowners Multiple Peril												
5.1. Commercial Multiple Peril (Non-Liability Portion)												
5.2. Commercial Multiple Peril (Liability Portion)												
6. Mortgage Guaranty												
8. Ocean Marine												
9. Inland Marine												
10. Financial Guaranty												
11. Medical Professional Liability												
12. Earthquake												
13. Group Accident and Health (b)												
14. Credit A&H (Group and Individual)												
15.1. Collectively Renewable A&H (b)												
15.2. Non-Cancelable A&H (b)												
15.3. Guaranteed Renewable A&H (b)												
15.4. Non-Renewable for Stated Reasons Only (b)												
15.5. Other Accident Only												
15.6. Medicare Title XVIII Exempt from State Taxes or Fees												
15.7. All Other A&H (b)												
15.8. Federal Employees Health Benefits Plan Premium												
16. Workers' Compensation												
17.1. Other Liability—Occurrence												
17.2. Other Liability—Claims-Made												
17.3. Excess Workers' Compensation												
18. Products Liability												
19.1. Private Passenger Auto No-Fault (Personal Injury Protection)												
19.2. Other Private Passenger Auto Liability												
19.3. Commercial Auto No-Fault (Personal Injury Protection)												
19.4. Other Commercial Auto Liability												
21.1. Private Passenger Auto Physical Damage												
21.2. Commercial Auto Physical Damage												
22. Aircraft (all perils)												
23. Fidelity												
24. Surety												
26. Burglary and Theft												
27. Boiler and Machinery												
28. Credit												
29. International												
30. Warranty												
34. Aggregate Write-Ins for Other Lines of Business												
35. TOTAL (a)												
Details of Write-Ins												
3401.												
3402.												
3403.												
3498. Summary of remaining write-ins for Line 34 from overflow page												
3499. Totals (Lines 3401 through 3403 plus 3498) (Line 34 above)												

NONE

(a) Finance and service charges not included in Lines 1 to 35 \$

(b) For health business on indicated lines report: Number of persons insured under PPO managed care products and number of persons insured under indemnity only products



EXHIBIT OF PREMIUMS AND LOSSES
BUSINESS IN THE STATE OF PENNSYLVANIA DURING THE YEAR 2021

NAIC Group Code: 0267

NAIC Company Code: 40118

Line of Business	Gross Premiums, Including Policy and Membership Fees, Less Return Premiums and Premiums on Policies not Taken		3 Dividends Paid or Credited to Policyholders on Direct Business	4 Direct Unearned Premium Reserves	5 Direct Losses Paid (deducting salvage)	6 Direct Losses Incurred	7 Direct Losses Unpaid	8 Direct Defense and Cost Containment Expense Paid	9 Direct Defense and Cost Containment Expense Incurred	10 Direct Defense and Cost Containment Expense Unpaid	11 Commissions and Brokerage Expenses	12 Taxes, Licenses and Fees
	1 Direct Premiums Written	2 Direct Premiums Earned										
1. Fire	198,568	197,374	-	93,670	30,070	31,967	12,924	1,257	1,113	1,025	34,083	5,110
2.1. Allied Lines	111,279	108,498	-	53,776	9,756	16,875	13,186	166	90	562	19,190	2,864
2.2. Multiple Peril Crop	-	-	-	-	-	-	-	-	-	-	-	-
2.3. Federal Flood	-	-	-	-	-	-	-	-	-	-	-	-
2.4. Private Crop	-	-	-	-	-	-	-	-	-	-	-	-
2.5. Private Flood	-	-	-	-	-	-	-	-	-	-	-	-
3. Farmowners Multiple Peril	-	-	-	-	-	-	-	-	-	-	-	-
4. Homeowners Multiple Peril	2,928,106	3,097,620	-	1,497,992	1,256,761	1,266,098	588,276	47,452	32,570	75,741	454,669	75,355
5.1. Commercial Multiple Peril (Non-Liability Portion)	658,981	600,396	-	264,822	61,122	157,659	125,025	1,953	3,150	5,339	115,340	16,959
5.2. Commercial Multiple Peril (Liability Portion)	794,418	715,115	-	313,876	72,868	357,897	597,120	27,489	146,153	336,097	139,043	20,444
6. Mortgage Guaranty	-	-	-	-	-	-	-	-	-	-	-	-
8. Ocean Marine	-	-	-	-	-	-	-	-	-	-	-	-
9. Inland Marine	64,055	61,917	-	32,293	28,955	33,418	5,688	-	18	85	10,196	1,648
10. Financial Guaranty	-	-	-	-	-	-	-	-	-	-	-	-
11. Medical Professional Liability	-	-	-	-	-	-	-	-	-	-	-	-
12. Earthquake	1,963	2,058	-	787	-	-	-	-	-	-	313	51
13. Group Accident and Health (b)	-	-	-	-	-	-	-	-	-	-	-	-
14. Credit A&H (Group and Individual)	-	-	-	-	-	-	-	-	-	-	-	-
15.1. Collectively Renewable A&H (b)	-	-	-	-	-	-	-	-	-	-	-	-
15.2. Non-Cancelable A&H (b)	-	-	-	-	-	-	-	-	-	-	-	-
15.3. Guaranteed Renewable A&H (b)	-	-	-	-	-	-	-	-	-	-	-	-
15.4. Non-Renewable for Stated Reasons Only (b)	-	-	-	-	-	-	-	-	-	-	-	-
15.5. Other Accident Only	-	-	-	-	-	-	-	-	-	-	-	-
15.6. Medicare Title XVIII Exempt from State Taxes or Fees	-	-	-	-	-	-	-	-	-	-	-	-
15.7. All Other A&H (b)	-	-	-	-	-	-	-	-	-	-	-	-
15.8. Federal Employees Health Benefits Plan Premium	-	-	-	-	-	-	-	-	-	-	-	-
16. Workers' Compensation	639,123	614,005	-	304,707	148,838	99,227	383,016	26,055	14,234	58,531	64,591	2,036
17.1. Other Liability—Occurrence	58,320	61,383	-	39,828	-	(2,337)	14,861	-	10,126	10,256	9,963	1,501
17.2. Other Liability—Claims-Made	-	-	-	-	-	-	-	-	-	-	-	-
17.3. Excess Workers' Compensation	-	-	-	-	-	-	-	-	-	-	-	-
18. Products Liability	22,215	21,245	-	20,328	-	3,415	3,415	-	7,388	7,388	3,906	572
19.1. Private Passenger Auto No-Fault (Personal Injury Protection)	196,414	208,363	-	46,374	104,537	109,326	338,279	-	(4,799)	5,411	27,969	5,055
19.2. Other Private Passenger Auto Liability	1,399,917	1,477,107	-	341,545	1,101,842	287,341	1,047,090	190,546	86,092	306,830	199,989	36,027
19.3. Commercial Auto No-Fault (Personal Injury Protection)	109,575	101,504	-	44,114	352	(6,845)	(5,122)	-	881	14,383	18,844	2,820
19.4. Other Commercial Auto Liability	1,326,593	1,247,805	-	558,041	290,163	530,145	890,304	35,709	77,321	150,306	232,175	34,140
21.1. Private Passenger Auto Physical Damage	1,296,803	1,352,109	-	315,294	560,576	640,593	73,428	-	671	430	185,114	33,373
21.2. Commercial Auto Physical Damage	602,546	561,423	-	257,040	363,119	385,226	37,374	1,254	1,409	771	105,330	15,507
22. Aircraft (all perils)	-	-	-	-	-	-	-	-	-	-	-	-
23. Fidelity	-	-	-	-	-	-	-	-	-	-	-	-
24. Surety	-	-	-	-	-	-	-	-	-	-	-	-
26. Burglary and Theft	-	-	-	-	-	-	-	-	-	-	-	-
27. Boiler and Machinery	-	-	-	-	-	-	-	-	-	-	-	-
28. Credit	-	-	-	-	-	-	-	-	-	-	-	-
29. International	-	-	-	-	-	-	-	-	-	-	-	-
30. Warranty	-	-	-	-	-	-	-	-	-	-	-	-
34. Aggregate Write-Ins for Other Lines of Business	-	-	-	-	-	-	-	-	-	-	-	-
35. TOTAL (a)	10,408,875	10,427,922	-	4,184,488	4,028,959	3,910,004	4,124,867	331,882	376,417	973,154	1,620,714	253,461
Details of Write-Ins												
3401.												
3402.												
3403.												
3498.	Summary of remaining write-ins for Line 34 from overflow page											
3499.	Totals (Lines 3401 through 3403 plus 3498) (Line 34 above)											

19 PA

(a) Finance and service charges not included in Lines 1 to 35 \$54,513

(b) For health business on indicated lines report: Number of persons insured under PPO managed care products and number of persons insured under indemnity only products



EXHIBIT OF PREMIUMS AND LOSSES
BUSINESS IN THE STATE OF SOUTH CAROLINA DURING THE YEAR 2021

NAIC Group Code: 0267

NAIC Company Code: 40118

19 SC

Line of Business	Gross Premiums, Including Policy and Membership Fees, Less Return Premiums and Premiums on Policies not Taken		3 Dividends Paid or Credited to Policyholders on Direct Business	4 Direct Unearned Premium Reserves	5 Direct Losses Paid (deducting salvage)	6 Direct Losses Incurred	7 Direct Losses Unpaid	8 Direct Defense and Cost Containment Expense Paid	9 Direct Defense and Cost Containment Expense Incurred	10 Direct Defense and Cost Containment Expense Unpaid	11 Commissions and Brokerage Expenses	12 Taxes, Licenses and Fees
	1 Direct Premiums Written	2 Direct Premiums Earned										
1. Fire	-	-	-	-	-	-	-	-	-	-	-	-
2.1. Allied Lines	-	-	-	-	-	-	-	-	-	-	-	-
2.2. Multiple Peril Crop	-	-	-	-	-	-	-	-	-	-	-	-
2.3. Federal Flood	-	-	-	-	-	-	-	-	-	-	-	-
2.4. Private Crop	-	-	-	-	-	-	-	-	-	-	-	-
2.5. Private Flood	-	-	-	-	-	-	-	-	-	-	-	-
3. Farmowners Multiple Peril	-	-	-	-	-	-	-	-	-	-	-	-
4. Homeowners Multiple Peril	-	-	-	-	-	-	-	-	-	-	-	-
5.1. Commercial Multiple Peril (Non-Liability Portion)	-	-	-	-	-	-	-	-	-	-	-	-
5.2. Commercial Multiple Peril (Liability Portion)	-	-	-	-	-	-	-	-	-	-	-	-
6. Mortgage Guaranty	-	-	-	-	-	-	-	-	-	-	-	-
8. Ocean Marine	-	-	-	-	-	-	-	-	-	-	-	-
9. Inland Marine	-	-	-	-	-	-	-	-	-	-	-	-
10. Financial Guaranty	-	-	-	-	-	-	-	-	-	-	-	-
11. Medical Professional Liability	-	-	-	-	-	-	-	-	-	-	-	-
12. Earthquake	-	-	-	-	-	-	-	-	-	-	-	-
13. Group Accident and Health (b)	-	-	-	-	-	-	-	-	-	-	-	-
14. Credit A&H (Group and Individual)	-	-	-	-	-	-	-	-	-	-	-	-
15.1. Collectively Renewable A&H (b)	-	-	-	-	-	-	-	-	-	-	-	-
15.2. Non-Cancelable A&H (b)	-	-	-	-	-	-	-	-	-	-	-	-
15.3. Guaranteed Renewable A&H (b)	-	-	-	-	-	-	-	-	-	-	-	-
15.4. Non-Renewable for Stated Reasons Only (b)	-	-	-	-	-	-	-	-	-	-	-	-
15.5. Other Accident Only	-	-	-	-	-	-	-	-	-	-	-	-
15.6. Medicare Title XVIII Exempt from State Taxes or Fees	-	-	-	-	-	-	-	-	-	-	-	-
15.7. All Other A&H (b)	-	-	-	-	-	-	-	-	-	-	-	-
15.8. Federal Employees Health Benefits Plan Premium	-	-	-	-	-	-	-	-	-	-	-	-
16. Workers' Compensation	-	-	-	-	-	-	-	-	-	-	-	-
17.1. Other Liability—Occurrence	-	-	-	-	-	-	-	-	-	-	-	-
17.2. Other Liability—Claims-Made	-	-	-	-	-	-	-	-	-	-	-	-
17.3. Excess Workers' Compensation	-	-	-	-	-	-	-	-	-	-	-	-
18. Products Liability	-	-	-	-	-	-	-	-	-	-	-	-
19.1. Private Passenger Auto No-Fault (Personal Injury Protection)	-	-	-	-	-	-	-	-	-	-	-	-
19.2. Other Private Passenger Auto Liability	-	-	-	-	45,319	376,696	165,000	22,368	(45,212)	-	-	-
19.3. Commercial Auto No-Fault (Personal Injury Protection)	-	-	-	-	-	-	-	-	-	-	-	-
19.4. Other Commercial Auto Liability	-	-	-	-	5,000	54,723	579,898	38,975	19,366	137,013	-	-
21.1. Private Passenger Auto Physical Damage	-	-	-	-	(17)	24,938	-	-	(46)	-	-	-
21.2. Commercial Auto Physical Damage	-	-	-	-	(460)	(261)	(70)	360	359	-	-	-
22. Aircraft (all perils)	-	-	-	-	-	-	-	-	-	-	-	-
23. Fidelity	-	-	-	-	-	-	-	-	-	-	-	-
24. Surety	-	-	-	-	-	-	-	-	-	-	-	-
26. Burglary and Theft	-	-	-	-	-	-	-	-	-	-	-	-
27. Boiler and Machinery	-	-	-	-	-	-	-	-	-	-	-	-
28. Credit	-	-	-	-	-	-	-	-	-	-	-	-
29. International	-	-	-	-	-	-	-	-	-	-	-	-
30. Warranty	-	-	-	-	-	-	-	-	-	-	-	-
34. Aggregate Write-Ins for Other Lines of Business	-	-	-	-	-	-	-	-	-	-	-	-
35. TOTAL (a)	-	-	-	-	49,842	456,096	744,829	61,703	(25,533)	137,013	-	-
Details of Write-Ins												
3401.												
3402.												
3403.												
3498. Summary of remaining write-ins for Line 34 from overflow page												
3499. Totals (Lines 3401 through 3403 plus 3498) (Line 34 above)												

(a) Finance and service charges not included in Lines 1 to 35 \$-

(b) For health business on indicated lines report: Number of persons insured under PPO managed care products and number of persons insured under indemnity only products



EXHIBIT OF PREMIUMS AND LOSSES
BUSINESS IN THE STATE OF SOUTH DAKOTA DURING THE YEAR 2021

NAIC Group Code: 0267

NAIC Company Code: 40118

19 SD

Line of Business	Gross Premiums, Including Policy and Membership Fees, Less Return Premiums and Premiums on Policies not Taken		3 Dividends Paid or Credited to Policyholders on Direct Business	4 Direct Unearned Premium Reserves	5 Direct Losses Paid (deducting salvage)	6 Direct Losses Incurred	7 Direct Losses Unpaid	8 Direct Defense and Cost Containment Expense Paid	9 Direct Defense and Cost Containment Expense Incurred	10 Direct Defense and Cost Containment Expense Unpaid	11 Commissions and Brokerage Expenses	12 Taxes, Licenses and Fees
	1 Direct Premiums Written	2 Direct Premiums Earned										
1. Fire												
2.1. Allied Lines												
2.2. Multiple Peril Crop												
2.3. Federal Flood												
2.4. Private Crop												
2.5. Private Flood												
3. Farmowners Multiple Peril												
4. Homeowners Multiple Peril												
5.1. Commercial Multiple Peril (Non-Liability Portion)												
5.2. Commercial Multiple Peril (Liability Portion)												
6. Mortgage Guaranty												
8. Ocean Marine												
9. Inland Marine												
10. Financial Guaranty												
11. Medical Professional Liability												
12. Earthquake												
13. Group Accident and Health (b)												
14. Credit A&H (Group and Individual)												
15.1. Collectively Renewable A&H (b)												
15.2. Non-Cancelable A&H (b)												
15.3. Guaranteed Renewable A&H (b)												
15.4. Non-Renewable for Stated Reasons Only (b)												
15.5. Other Accident Only												
15.6. Medicare Title XVIII Exempt from State Taxes or Fees												
15.7. All Other A&H (b)												
15.8. Federal Employees Health Benefits Plan Premium												
16. Workers' Compensation												
17.1. Other Liability—Occurrence												
17.2. Other Liability—Claims-Made												
17.3. Excess Workers' Compensation												
18. Products Liability												
19.1. Private Passenger Auto No-Fault (Personal Injury Protection)												
19.2. Other Private Passenger Auto Liability												
19.3. Commercial Auto No-Fault (Personal Injury Protection)												
19.4. Other Commercial Auto Liability												
21.1. Private Passenger Auto Physical Damage												
21.2. Commercial Auto Physical Damage												
22. Aircraft (all perils)												
23. Fidelity												
24. Surety												
26. Burglary and Theft												
27. Boiler and Machinery												
28. Credit												
29. International												
30. Warranty												
34. Aggregate Write-Ins for Other Lines of Business												
35. TOTAL (a)												
Details of Write-Ins												
3401.												
3402.												
3403.												
3498. Summary of remaining write-ins for Line 34 from overflow page												
3499. Totals (Lines 3401 through 3403 plus 3498) (Line 34 above)												

NONE

(a) Finance and service charges not included in Lines 1 to 35 \$

(b) For health business on indicated lines report: Number of persons insured under PPO managed care products and number of persons insured under indemnity only products



EXHIBIT OF PREMIUMS AND LOSSES
BUSINESS IN THE STATE OF TENNESSEE DURING THE YEAR 2021

NAIC Group Code: 0267

NAIC Company Code: 40118

19.TN

Line of Business	Gross Premiums, Including Policy and Membership Fees, Less Return Premiums and Premiums on Policies not Taken		3 Dividends Paid or Credited to Policyholders on Direct Business	4 Direct Unearned Premium Reserves	5 Direct Losses Paid (deducting salvage)	6 Direct Losses Incurred	7 Direct Losses Unpaid	8 Direct Defense and Cost Containment Expense Paid	9 Direct Defense and Cost Containment Expense Incurred	10 Direct Defense and Cost Containment Expense Unpaid	11 Commissions and Brokerage Expenses	12 Taxes, Licenses and Fees
	1 Direct Premiums Written	2 Direct Premiums Earned										
1. Fire	1,107,096	1,110,360	-	572,032	798,319	825,103	66,552	5,529	4,823	5,787	188,855	29,783
2.1. Allied Lines	782,808	787,225	-	405,380	124,952	182,019	101,047	186	(335)	4,110	133,590	21,059
2.2. Multiple Peril Crop	-	-	-	-	-	-	-	-	-	-	-	-
2.3. Federal Flood	-	-	-	-	-	-	-	-	-	-	-	-
2.4. Private Crop	-	-	-	-	-	-	-	-	-	-	-	-
2.5. Private Flood	-	-	-	-	-	-	-	-	-	-	-	-
3. Farmowners Multiple Peril	-	-	-	-	-	-	-	-	-	-	-	-
4. Homeowners Multiple Peril	3,140,014	3,419,153	-	1,657,626	1,220,360	884,942	442,816	22,214	(1,795)	41,285	518,339	84,473
5.1. Commercial Multiple Peril (Non-Liability Portion)	1,205,124	1,060,963	-	650,761	1,041,323	499,955	134,382	4,360	6,781	9,492	212,082	32,421
5.2. Commercial Multiple Peril (Liability Portion)	1,200,273	1,116,990	-	569,298	338,327	1,232,799	1,488,971	73,636	213,033	478,963	211,086	32,290
6. Mortgage Guaranty	-	-	-	-	-	-	-	-	-	-	-	-
8. Ocean Marine	-	-	-	-	-	-	-	-	-	-	-	-
9. Inland Marine	42,142	45,995	-	18,146	-	(98)	1,313	-	3	64	7,052	1,134
10. Financial Guaranty	-	-	-	-	-	-	-	-	-	-	-	-
11. Medical Professional Liability	-	-	-	-	-	-	-	-	-	-	-	-
12. Earthquake	11,633	13,383	-	5,699	-	-	-	-	-	-	1,951	313
13. Group Accident and Health (b)	-	-	-	-	-	-	-	-	-	-	-	-
14. Credit A&H (Group and Individual)	-	-	-	-	-	-	-	-	-	-	-	-
15.1. Collectively Renewable A&H (b)	-	-	-	-	-	-	-	-	-	-	-	-
15.2. Non-Cancelable A&H (b)	-	-	-	-	-	-	-	-	-	-	-	-
15.3. Guaranteed Renewable A&H (b)	-	-	-	-	-	-	-	-	-	-	-	-
15.4. Non-Renewable for Stated Reasons Only (b)	-	-	-	-	-	-	-	-	-	-	-	-
15.5. Other Accident Only	-	-	-	-	-	-	-	-	-	-	-	-
15.6. Medicare Title XVIII Exempt from State Taxes or Fees	-	-	-	-	-	-	-	-	-	-	-	-
15.7. All Other A&H (b)	-	-	-	-	-	-	-	-	-	-	-	-
15.8. Federal Employees Health Benefits Plan Premium	-	-	-	-	-	-	-	-	-	-	-	-
16. Workers' Compensation	203,084	246,875	-	82,807	30,633	(12,922)	385,374	262	(17,203)	25,116	21,456	5,463
17.1. Other Liability—Occurrence	92,346	95,212	-	46,311	-	(11,583)	27,013	-	2,548	6,349	15,656	2,484
17.2. Other Liability—Claims-Made	-	-	-	-	-	-	-	-	-	-	-	-
17.3. Excess Workers' Compensation	-	-	-	-	-	-	-	-	-	-	-	-
18. Products Liability	-	-	-	-	-	-	-	-	-	-	-	-
19.1. Private Passenger Auto No-Fault (Personal Injury Protection)	-	-	-	-	-	-	-	-	-	-	-	-
19.2. Other Private Passenger Auto Liability	11,371,391	11,314,803	-	4,791,275	7,562,353	8,074,311	5,164,277	188,824	313,202	793,889	1,605,814	305,916
19.3. Commercial Auto No-Fault (Personal Injury Protection)	-	-	-	-	-	-	-	-	-	-	-	-
19.4. Other Commercial Auto Liability	1,382,898	1,264,221	-	577,255	563,611	597,928	1,000,874	18,185	66,956	145,436	246,179	37,203
21.1. Private Passenger Auto Physical Damage	13,447,104	13,063,838	-	5,761,800	7,042,545	7,445,324	300,561	6,540	11,288	3,580	1,887,624	361,757
21.2. Commercial Auto Physical Damage	505,666	452,780	-	212,092	375,978	454,764	80,245	-	134	682	90,274	13,604
22. Aircraft (all perils)	-	-	-	-	-	-	-	-	-	-	-	-
23. Fidelity	-	-	-	-	-	-	-	-	-	-	-	-
24. Surety	-	-	-	-	-	-	-	-	-	-	-	-
26. Burglary and Theft	-	-	-	-	-	-	-	-	-	-	-	-
27. Boiler and Machinery	-	-	-	-	-	-	-	-	-	-	-	-
28. Credit	-	-	-	-	-	-	-	-	-	-	-	-
29. International	-	-	-	-	-	-	-	-	-	-	-	-
30. Warranty	-	-	-	-	-	-	-	-	-	-	-	-
34. Aggregate Write-Ins for Other Lines of Business	-	-	-	-	-	-	-	-	-	-	-	-
35. TOTAL (a)	34,491,580	33,991,798	-	15,350,481	19,098,401	20,172,544	9,193,424	319,736	599,435	1,514,753	5,139,958	927,900
Details of Write-Ins												
3401.												
3402.												
3403.												
3498.	Summary of remaining write-ins for Line 34 from overflow page											
3499.	Totals (Lines 3401 through 3403 plus 3498) (Line 34 above)											

(a) Finance and service charges not included in Lines 1 to 35 \$329,506

(b) For health business on indicated lines report: Number of persons insured under PPO managed care products and number of persons insured under indemnity only products



EXHIBIT OF PREMIUMS AND LOSSES
 BUSINESS IN THE STATE OF TEXAS DURING THE YEAR 2021

NAIC Group Code: 0267

NAIC Company Code: 40118

19. TX

Line of Business	Gross Premiums, Including Policy and Membership Fees, Less Return Premiums and Premiums on Policies not Taken		3 Dividends Paid or Credited to Policyholders on Direct Business	4 Direct Unearned Premium Reserves	5 Direct Losses Paid (deducting salvage)	6 Direct Losses Incurred	7 Direct Losses Unpaid	8 Direct Defense and Cost Containment Expense Paid	9 Direct Defense and Cost Containment Expense Incurred	10 Direct Defense and Cost Containment Expense Unpaid	11 Commissions and Brokerage Expenses	12 Taxes, Licenses and Fees
	1 Direct Premiums Written	2 Direct Premiums Earned										
1. Fire												
2.1. Allied Lines												
2.2. Multiple Peril Crop												
2.3. Federal Flood												
2.4. Private Crop												
2.5. Private Flood												
3. Farmowners Multiple Peril												
4. Homeowners Multiple Peril												
5.1. Commercial Multiple Peril (Non-Liability Portion)												
5.2. Commercial Multiple Peril (Liability Portion)												
6. Mortgage Guaranty												
8. Ocean Marine												
9. Inland Marine												
10. Financial Guaranty												
11. Medical Professional Liability												
12. Earthquake												
13. Group Accident and Health (b)												
14. Credit A&H (Group and Individual)												
15.1. Collectively Renewable A&H (b)												
15.2. Non-Cancelable A&H (b)												
15.3. Guaranteed Renewable A&H (b)												
15.4. Non-Renewable for Stated Reasons Only (b)												
15.5. Other Accident Only												
15.6. Medicare Title XVIII Exempt from State Taxes or Fees												
15.7. All Other A&H (b)												
15.8. Federal Employees Health Benefits Plan Premium												
16. Workers' Compensation												
17.1. Other Liability—Occurrence												
17.2. Other Liability—Claims-Made												
17.3. Excess Workers' Compensation												
18. Products Liability												
19.1. Private Passenger Auto No-Fault (Personal Injury Protection)												
19.2. Other Private Passenger Auto Liability												
19.3. Commercial Auto No-Fault (Personal Injury Protection)												
19.4. Other Commercial Auto Liability												
21.1. Private Passenger Auto Physical Damage												
21.2. Commercial Auto Physical Damage												
22. Aircraft (all perils)												
23. Fidelity												
24. Surety												
26. Burglary and Theft												
27. Boiler and Machinery												
28. Credit												
29. International												
30. Warranty												
34. Aggregate Write-Ins for Other Lines of Business												
35. TOTAL (a)												
Details of Write-Ins												
3401.												
3402.												
3403.												
3498. Summary of remaining write-ins for Line 34 from overflow page												
3499. Totals (Lines 3401 through 3403 plus 3498) (Line 34 above)												

NONE

(a) Finance and service charges not included in Lines 1 to 35 \$

(b) For health business on indicated lines report: Number of persons insured under PPO managed care products and number of persons insured under indemnity only products



EXHIBIT OF PREMIUMS AND LOSSES
BUSINESS IN THE STATE OF VIRGINIA DURING THE YEAR 2021

NAIC Group Code: 0267

NAIC Company Code: 40118

Line of Business	Gross Premiums, Including Policy and Membership Fees, Less Return Premiums and Premiums on Policies not Taken		3 Dividends Paid or Credited to Policyholders on Direct Business	4 Direct Unearned Premium Reserves	5 Direct Losses Paid (deducting salvage)	6 Direct Losses Incurred	7 Direct Losses Unpaid	8 Direct Defense and Cost Containment Expense Paid	9 Direct Defense and Cost Containment Expense Incurred	10 Direct Defense and Cost Containment Expense Unpaid	11 Commissions and Brokerage Expenses	12 Taxes, Licenses and Fees
	1 Direct Premiums Written	2 Direct Premiums Earned										
1. Fire	-	-	-	-	-	-	-	-	-	-	-	-
2.1. Allied Lines	-	-	-	-	-	-	-	-	-	-	-	-
2.2. Multiple Peril Crop	-	-	-	-	-	-	-	-	-	-	-	-
2.3. Federal Flood	-	-	-	-	-	-	-	-	-	-	-	-
2.4. Private Crop	-	-	-	-	-	-	-	-	-	-	-	-
2.5. Private Flood	-	-	-	-	-	-	-	-	-	-	-	-
3. Farmowners Multiple Peril	-	-	-	-	-	-	-	-	-	-	-	-
4. Homeowners Multiple Peril	13,364,911	10,767,776	-	7,299,150	7,706,115	8,215,715	1,363,822	82,761	133,234	109,780	1,937,810	383,149
5.1. Commercial Multiple Peril (Non-Liability Portion)	243,940	209,503	-	132,004	-	4,098	13,096	-	336	1,896	42,899	6,993
5.2. Commercial Multiple Peril (Liability Portion)	350,261	288,994	-	167,279	133,225	127,943	161,136	173	46,354	121,517	61,710	10,041
6. Mortgage Guaranty	-	-	-	-	-	-	-	-	-	-	-	-
8. Ocean Marine	-	-	-	-	-	-	-	-	-	-	-	-
9. Inland Marine	111,260	97,536	-	57,789	10,542	11,639	2,402	-	69	131	17,349	3,190
10. Financial Guaranty	-	-	-	-	-	-	-	-	-	-	-	-
11. Medical Professional Liability	-	-	-	-	-	-	-	-	-	-	-	-
12. Earthquake	33,794	30,472	-	18,340	-	-	-	-	-	-	5,268	969
13. Group Accident and Health (b)	-	-	-	-	-	-	-	-	-	-	-	-
14. Credit A&H (Group and Individual)	-	-	-	-	-	-	-	-	-	-	-	-
15.1. Collectively Renewable A&H (b)	-	-	-	-	-	-	-	-	-	-	-	-
15.2. Non-Cancelable A&H (b)	-	-	-	-	-	-	-	-	-	-	-	-
15.3. Guaranteed Renewable A&H (b)	-	-	-	-	-	-	-	-	-	-	-	-
15.4. Non-Renewable for Stated Reasons Only (b)	-	-	-	-	-	-	-	-	-	-	-	-
15.5. Other Accident Only	-	-	-	-	-	-	-	-	-	-	-	-
15.6. Medicare Title XVIII Exempt from State Taxes or Fees	-	-	-	-	-	-	-	-	-	-	-	-
15.7. All Other A&H (b)	-	-	-	-	-	-	-	-	-	-	-	-
15.8. Federal Employees Health Benefits Plan Premium	-	-	-	-	-	-	-	-	-	-	-	-
16. Workers' Compensation	361,092	344,838	-	132,055	232,761	330,557	267,382	2,144	(1,155)	35,996	68,651	10,352
17.1. Other Liability—Occurrence	279,717	248,050	-	142,532	-	21,410	74,354	-	963	1,669	49,693	8,019
17.2. Other Liability—Claims-Made	-	-	-	-	-	-	-	-	-	-	-	-
17.3. Excess Workers' Compensation	-	-	-	-	-	-	-	-	-	-	-	-
18. Products Liability	-	-	-	-	-	-	-	-	-	-	-	-
19.1. Private Passenger Auto No-Fault (Personal Injury Protection)	-	-	-	-	-	-	-	-	-	-	-	-
19.2. Other Private Passenger Auto Liability	15,075,454	14,419,871	-	7,338,126	8,052,805	13,687,325	11,401,336	186,572	341,505	743,194	2,031,274	432,188
19.3. Commercial Auto No-Fault (Personal Injury Protection)	-	-	-	-	-	-	-	-	-	-	-	-
19.4. Other Commercial Auto Liability	143,738	127,765	-	68,030	204,308	96,822	395,552	70,785	61,634	15,152	25,278	4,121
21.1. Private Passenger Auto Physical Damage	13,587,323	12,895,146	-	6,589,771	8,728,068	9,013,648	457,092	4,879	10,229	3,460	1,837,082	389,526
21.2. Commercial Auto Physical Damage	43,837	35,513	-	22,173	3,291	13,768	18,003	3,599	3,597	52	7,709	1,257
22. Aircraft (all perils)	-	-	-	-	-	-	-	-	-	-	-	-
23. Fidelity	-	-	-	-	-	-	-	-	-	-	-	-
24. Surety	-	-	-	-	-	-	-	-	-	-	-	-
26. Burglary and Theft	-	-	-	-	-	-	-	-	-	-	-	-
27. Boiler and Machinery	-	-	-	-	-	-	-	-	-	-	-	-
28. Credit	-	-	-	-	-	-	-	-	-	-	-	-
29. International	-	-	-	-	-	-	-	-	-	-	-	-
30. Warranty	-	-	-	-	-	-	-	-	-	-	-	-
34. Aggregate Write-Ins for Other Lines of Business	-	-	-	-	-	-	-	-	-	-	-	-
35. TOTAL (a)	43,595,326	39,465,464	-	21,967,249	25,071,115	31,522,925	14,154,173	350,913	596,766	1,032,846	6,084,721	1,249,804
Details of Write-Ins												
3401.												
3402.												
3403.												
3498. Summary of remaining write-ins for Line 34 from overflow page												
3499. Totals (Lines 3401 through 3403 plus 3498) (Line 34 above)												

19 VA

(a) Finance and service charges not included in Lines 1 to 35 \$415,030

(b) For health business on indicated lines report: Number of persons insured under PPO managed care products and number of persons insured under indemnity only products



EXHIBIT OF PREMIUMS AND LOSSES
BUSINESS IN THE STATE OF WASHINGTON DURING THE YEAR 2021

NAIC Group Code: 0267

NAIC Company Code: 40118

19.WA

Line of Business	Gross Premiums, Including Policy and Membership Fees, Less Return Premiums and Premiums on Policies not Taken		3 Dividends Paid or Credited to Policyholders on Direct Business	4 Direct Unearned Premium Reserves	5 Direct Losses Paid (deducting salvage)	6 Direct Losses Incurred	7 Direct Losses Unpaid	8 Direct Defense and Cost Containment Expense Paid	9 Direct Defense and Cost Containment Expense Incurred	10 Direct Defense and Cost Containment Expense Unpaid	11 Commissions and Brokerage Expenses	12 Taxes, Licenses and Fees
	1 Direct Premiums Written	2 Direct Premiums Earned										
1. Fire												
2.1. Allied Lines												
2.2. Multiple Peril Crop												
2.3. Federal Flood												
2.4. Private Crop												
2.5. Private Flood												
3. Farmowners Multiple Peril												
4. Homeowners Multiple Peril												
5.1. Commercial Multiple Peril (Non-Liability Portion)												
5.2. Commercial Multiple Peril (Liability Portion)												
6. Mortgage Guaranty												
8. Ocean Marine												
9. Inland Marine												
10. Financial Guaranty												
11. Medical Professional Liability												
12. Earthquake												
13. Group Accident and Health (b)												
14. Credit A&H (Group and Individual)												
15.1. Collectively Renewable A&H (b)												
15.2. Non-Cancelable A&H (b)												
15.3. Guaranteed Renewable A&H (b)												
15.4. Non-Renewable for Stated Reasons Only (b)												
15.5. Other Accident Only												
15.6. Medicare Title XVIII Exempt from State Taxes or Fees												
15.7. All Other A&H (b)												
15.8. Federal Employees Health Benefits Plan Premium												
16. Workers' Compensation												
17.1. Other Liability—Occurrence												
17.2. Other Liability—Claims-Made												
17.3. Excess Workers' Compensation												
18. Products Liability												
19.1. Private Passenger Auto No-Fault (Personal Injury Protection)												
19.2. Other Private Passenger Auto Liability												
19.3. Commercial Auto No-Fault (Personal Injury Protection)												
19.4. Other Commercial Auto Liability												
21.1. Private Passenger Auto Physical Damage												
21.2. Commercial Auto Physical Damage												
22. Aircraft (all perils)												
23. Fidelity												
24. Surety												
26. Burglary and Theft												
27. Boiler and Machinery												
28. Credit												
29. International												
30. Warranty												
34. Aggregate Write-Ins for Other Lines of Business												
35. TOTAL (a)												
Details of Write-Ins												
3401.												
3402.												
3403.												
3498. Summary of remaining write-ins for Line 34 from overflow page												
3499. Totals (Lines 3401 through 3403 plus 3498) (Line 34 above)												

NONE

(a) Finance and service charges not included in Lines 1 to 35 \$

(b) For health business on indicated lines report: Number of persons insured under PPO managed care products and number of persons insured under indemnity only products



EXHIBIT OF PREMIUMS AND LOSSES
BUSINESS IN THE STATE OF WEST VIRGINIA DURING THE YEAR 2021

NAIC Group Code: 0267

NAIC Company Code: 40118

19.WV

Line of Business	Gross Premiums, Including Policy and Membership Fees, Less Return Premiums and Premiums on Policies not Taken		3 Dividends Paid or Credited to Policyholders on Direct Business	4 Direct Unearned Premium Reserves	5 Direct Losses Paid (deducting salvage)	6 Direct Losses Incurred	7 Direct Losses Unpaid	8 Direct Defense and Cost Containment Expense Paid	9 Direct Defense and Cost Containment Expense Incurred	10 Direct Defense and Cost Containment Expense Unpaid	11 Commissions and Brokerage Expenses	12 Taxes, Licenses and Fees
	1 Direct Premiums Written	2 Direct Premiums Earned										
1. Fire												
2.1. Allied Lines												
2.2. Multiple Peril Crop												
2.3. Federal Flood												
2.4. Private Crop												
2.5. Private Flood												
3. Farmowners Multiple Peril												
4. Homeowners Multiple Peril												
5.1. Commercial Multiple Peril (Non-Liability Portion)												
5.2. Commercial Multiple Peril (Liability Portion)												
6. Mortgage Guaranty												
8. Ocean Marine												
9. Inland Marine												
10. Financial Guaranty												
11. Medical Professional Liability												
12. Earthquake												
13. Group Accident and Health (b)												
14. Credit A&H (Group and Individual)												
15.1. Collectively Renewable A&H (b)												
15.2. Non-Cancelable A&H (b)												
15.3. Guaranteed Renewable A&H (b)												
15.4. Non-Renewable for Stated Reasons Only (b)												
15.5. Other Accident Only												
15.6. Medicare Title XVIII Exempt from State Taxes or Fees												
15.7. All Other A&H (b)												
15.8. Federal Employees Health Benefits Plan Premium												
16. Workers' Compensation												
17.1. Other Liability—Occurrence												
17.2. Other Liability—Claims-Made												
17.3. Excess Workers' Compensation												
18. Products Liability												
19.1. Private Passenger Auto No-Fault (Personal Injury Protection)												
19.2. Other Private Passenger Auto Liability												
19.3. Commercial Auto No-Fault (Personal Injury Protection)												
19.4. Other Commercial Auto Liability												
21.1. Private Passenger Auto Physical Damage												
21.2. Commercial Auto Physical Damage												
22. Aircraft (all perils)												
23. Fidelity												
24. Surety												
26. Burglary and Theft												
27. Boiler and Machinery												
28. Credit												
29. International												
30. Warranty												
34. Aggregate Write-Ins for Other Lines of Business												
35. TOTAL (a)												
Details of Write-Ins												
3401.												
3402.												
3403.												
3498. Summary of remaining write-ins for Line 34 from overflow page												
3499. Totals (Lines 3401 through 3403 plus 3498) (Line 34 above)												

NONE

(a) Finance and service charges not included in Lines 1 to 35 \$

(b) For health business on indicated lines report: Number of persons insured under PPO managed care products and number of persons insured under indemnity only products



EXHIBIT OF PREMIUMS AND LOSSES
BUSINESS IN THE STATE OF WISCONSIN DURING THE YEAR 2021

NAIC Group Code: 0267

NAIC Company Code: 40118

19 WI

Line of Business	Gross Premiums, Including Policy and Membership Fees, Less Return Premiums and Premiums on Policies not Taken		3 Dividends Paid or Credited to Policyholders on Direct Business	4 Direct Unearned Premium Reserves	5 Direct Losses Paid (deducting salvage)	6 Direct Losses Incurred	7 Direct Losses Unpaid	8 Direct Defense and Cost Containment Expense Paid	9 Direct Defense and Cost Containment Expense Incurred	10 Direct Defense and Cost Containment Expense Unpaid	11 Commissions and Brokerage Expenses	12 Taxes, Licenses and Fees
	1 Direct Premiums Written	2 Direct Premiums Earned										
1. Fire												
2.1. Allied Lines												
2.2. Multiple Peril Crop												
2.3. Federal Flood												
2.4. Private Crop												
2.5. Private Flood												
3. Farmowners Multiple Peril												
4. Homeowners Multiple Peril												
5.1. Commercial Multiple Peril (Non-Liability Portion)												
5.2. Commercial Multiple Peril (Liability Portion)												
6. Mortgage Guaranty												
8. Ocean Marine												
9. Inland Marine												
10. Financial Guaranty												
11. Medical Professional Liability												
12. Earthquake												
13. Group Accident and Health (b)												
14. Credit A&H (Group and Individual)												
15.1. Collectively Renewable A&H (b)												
15.2. Non-Cancelable A&H (b)												
15.3. Guaranteed Renewable A&H (b)												
15.4. Non-Renewable for Stated Reasons Only (b)												
15.5. Other Accident Only												
15.6. Medicare Title XVIII Exempt from State Taxes or Fees												
15.7. All Other A&H (b)												
15.8. Federal Employees Health Benefits Plan Premium												
16. Workers' Compensation												
17.1. Other Liability—Occurrence												
17.2. Other Liability—Claims-Made												
17.3. Excess Workers' Compensation												
18. Products Liability												
19.1. Private Passenger Auto No-Fault (Personal Injury Protection)												
19.2. Other Private Passenger Auto Liability												
19.3. Commercial Auto No-Fault (Personal Injury Protection)												
19.4. Other Commercial Auto Liability												
21.1. Private Passenger Auto Physical Damage												
21.2. Commercial Auto Physical Damage												
22. Aircraft (all perils)												
23. Fidelity												
24. Surety												
26. Burglary and Theft												
27. Boiler and Machinery												
28. Credit												
29. International												
30. Warranty												
34. Aggregate Write-Ins for Other Lines of Business												
35. TOTAL (a)												
Details of Write-Ins												
3401.												
3402.												
3403.												
3498. Summary of remaining write-ins for Line 34 from overflow page												
3499. Totals (Lines 3401 through 3403 plus 3498) (Line 34 above)												

NONE

(a) Finance and service charges not included in Lines 1 to 35 \$

(b) For health business on indicated lines report: Number of persons insured under PPO managed care products and number of persons insured under indemnity only products



EXHIBIT OF PREMIUMS AND LOSSES
GRAND TOTAL DURING THE YEAR 2021

NAIC Group Code: 0267

NAIC Company Code: 40118

Line of Business	Gross Premiums, Including Policy and Membership Fees, Less Return Premiums and Premiums on Policies not Taken		3 Dividends Paid or Credited to Policyholders on Direct Business	4 Direct Unearned Premium Reserves	5 Direct Losses Paid (deducting salvage)	6 Direct Losses Incurred	7 Direct Losses Unpaid	8 Direct Defense and Cost Containment Expense Paid	9 Direct Defense and Cost Containment Expense Incurred	10 Direct Defense and Cost Containment Expense Unpaid	11 Commissions and Brokerage Expenses	12 Taxes, Licenses and Fees
	1 Direct Premiums Written	2 Direct Premiums Earned										
1. Fire	3,007,009	3,062,023	-	1,560,113	1,687,251	1,823,993	290,424	38,651	35,949	16,010	511,633	3,057
2.1. Allied Lines	1,869,500	1,913,098	-	970,308	272,747	376,002	244,018	16,252	14,485	10,017	318,036	60,487
2.2. Multiple Peril Crop	-	-	-	-	-	-	-	-	-	-	-	-
2.3. Federal Flood	-	-	-	-	-	-	-	-	-	-	-	-
2.4. Private Crop	-	-	-	-	-	-	-	-	-	-	-	-
2.5. Private Flood	-	-	-	-	-	-	-	-	-	-	-	-
3. Farmowners Multiple Peril	-	-	-	-	-	-	-	-	-	-	-	-
4. Homeowners Multiple Peril	31,086,738	29,967,461	-	16,542,193	17,303,274	18,624,212	5,930,921	282,022	254,300	376,983	4,775,697	852,754
5.1. Commercial Multiple Peril (Non-Liability Portion)	8,415,248	7,572,421	-	4,184,877	3,435,078	2,297,090	932,361	83,658	98,211	69,286	1,475,456	293,124
5.2. Commercial Multiple Peril (Liability Portion)	8,650,665	7,590,132	-	3,830,661	1,453,160	5,279,945	7,716,800	274,193	1,186,541	3,285,706	1,518,324	278,063
6. Mortgage Guaranty	-	-	-	-	-	-	-	-	-	-	-	-
8. Ocean Marine	-	-	-	-	-	-	-	-	-	-	-	-
9. Inland Marine	347,602	350,896	-	177,050	65,135	68,895	12,986	-	84	484	56,085	11,548
10. Financial Guaranty	-	-	-	-	-	-	-	-	-	-	-	-
11. Medical Professional Liability	-	-	-	-	-	-	-	-	-	-	-	-
12. Earthquake	189,452	199,382	-	96,823	-	-	-	-	-	-	31,012	9,476
13. Group Accident and Health (b)	-	-	-	-	-	-	-	-	-	-	-	-
14. Credit A&H (Group and Individual)	-	-	-	-	-	-	-	-	-	-	-	-
15.1. Collectively Renewable A&H (b)	-	-	-	-	-	-	-	-	-	-	-	-
15.2. Non-Cancelable A&H (b)	-	-	-	-	-	-	-	-	-	-	-	-
15.3. Guaranteed Renewable A&H (b)	-	-	-	-	-	-	-	-	-	-	-	-
15.4. Non-Renewable for Stated Reasons Only (b)	-	-	-	-	-	-	-	-	-	-	-	-
15.5. Other Accident Only	-	-	-	-	-	-	-	-	-	-	-	-
15.6. Medicare Title XVIII Exempt from State Taxes or Fees	-	-	-	-	-	-	-	-	-	-	-	-
15.7. All Other A&H (b)	-	-	-	-	-	-	-	-	-	-	-	-
15.8. Federal Employees Health Benefits Plan Premium	-	-	-	-	-	-	-	-	-	-	-	-
16. Workers' Compensation	2,531,966	2,606,879	-	1,131,096	930,503	403,673	1,663,580	51,105	(19,235)	259,488	281,782	78,940
17.1. Other Liability—Occurrence	736,862	701,346	-	401,399	6,599	(15,339)	190,057	988	31,569	67,131	128,001	26,461
17.2. Other Liability—Claims-Made	-	-	-	-	-	-	-	-	-	-	-	-
17.3. Excess Workers' Compensation	-	-	-	-	-	-	-	-	-	-	-	-
18. Products Liability	27,405	26,228	-	21,520	-	3,464	4,189	-	7,810	9,061	4,819	699
19.1. Private Passenger Auto No-Fault (Personal Injury Protection)	323,251	339,975	-	75,263	148,510	207,160	354,265	-	(10,130)	8,542	49,243	17,021
19.2. Other Private Passenger Auto Liability	59,364,961	58,449,041	-	24,085,955	34,888,320	44,548,192	39,465,336	1,123,862	947,454	3,735,850	8,185,108	1,484,357
19.3. Commercial Auto No-Fault (Personal Injury Protection)	143,357	130,443	-	62,143	1,581	(21,127)	(7,958)	-	749	18,469	24,810	6,007
19.4. Other Commercial Auto Liability	10,245,996	9,360,596	-	4,570,944	3,045,071	6,922,976	9,896,783	268,809	603,485	1,236,737	1,802,260	320,627
21.1. Private Passenger Auto Physical Damage	57,163,961	55,099,449	-	24,032,766	32,829,733	34,196,436	1,101,711	20,809	41,075	17,023	7,902,315	1,410,154
21.2. Commercial Auto Physical Damage	3,756,428	3,422,618	-	1,674,329	2,425,274	2,661,451	341,075	6,705	7,756	5,042	661,289	148,699
22. Aircraft (all perils)	-	-	-	-	-	-	-	-	-	-	-	-
23. Fidelity	-	-	-	-	-	-	-	-	-	-	-	-
24. Surety	-	-	-	-	-	-	-	-	-	-	-	-
26. Burglary and Theft	-	-	-	-	-	-	-	-	-	-	-	-
27. Boiler and Machinery	-	-	-	-	-	-	-	-	-	-	-	-
28. Credit	-	-	-	-	-	-	-	-	-	-	-	-
29. International	-	-	-	-	-	-	-	-	-	-	-	-
30. Warranty	-	-	-	-	-	-	-	-	-	-	-	-
34. Aggregate Write-Ins for Other Lines of Business	-	-	-	-	-	-	-	-	-	-	-	-
35. TOTAL (a)	187,860,401	180,791,987	-	83,417,438	98,492,236	117,377,022	68,136,548	2,167,055	3,200,103	9,115,827	27,725,869	5,001,475
Details of Write-Ins												
3401.												
3402.												
3403.												
3498.	Summary of remaining write-ins for Line 34 from overflow page											
3499.	Totals (Lines 3401 through 3403 plus 3498) (Line 34 above)											

19.GT

(a) Finance and service charges not included in Lines 1 to 35 \$1,870,867

(b) For health business on indicated lines report: Number of persons insured under PPO managed care products and number of persons insured under indemnity only products

SCHEDULE F - PART 1

Assumed Reinsurance as of December 31, Current Year (\$000 Omitted)

1 ID Number	2 NAIC Company Code	3 Name of Reinsured	4 Domiciliary Jurisdiction	5 Assumed Premium	Reinsurance On			9 Contingent Commissions Payable	10 Assumed Premiums Receivable	11 Unearned Premium	12 Funds Held By or Deposited With Reinsured Companies	13 Letters of Credit Posted	14 Amount of Assets Pledged or Compensating Balances to Secure Letters of Credit	15 Amount of Assets Pledged or Collateral Held in Trust
					6 Paid Losses and Loss Adjustment Expenses	7 Known Case Losses and LAE	8 Cols. 6 + 7							
Pools and Associations, Mandatory Pools, Associations or Other Similar Facilities														
AA-9991205	0	GEORGIA FAIR PLAN	GA	8	2	2	2			9				
AA-9991206	0	ILLINOIS FAIR PLAN	IL	3	2	2	2			1				
AA-9991222	0	OHIO FAIR PLAN	OH	3	-	-	-			2				
AA-9991224	0	PENNSYLVANIA FAIR PLAN	PA	3	1	1	1			2				
AA-9991443	0	TENNESSEE WORKERS COMP	TN	-	7	7	7							
AA-9991141	0	OHIO COMMERCIAL AUTO INS PROCEDURE	OH	46	43	43	43			21				
1099999 - Pools and Associations, Mandatory Pools, Associations or Other Similar Facilities				62	56	56	56			35				
1299999 - Total Pools and Associations				62	56	56	56			35				
9999999 - Totals				62	56	56	56	-		35				

SCHEDULE F - PART 2

Premium Portfolio Reinsurance Effectuated or (Canceled) During Current Year

1 ID Number	2 NAIC Company Code	3 Name of Company	4 Date of Contract	5 Original Premium	6 Reinsurance Premium
0199999 - Total Reinsurance Ceded by Portfolio					
0299999 - Total Reinsurance Assumed by Portfolio					

NONE

Annual Statement for the Year 2021 of the TRUSTGARD INSURANCE COMPANY

SCHEDULE F - PART 3

Ceded Reinsurance as of December 31, Current Year (\$000 Omitted)

1 ID Number	2 NAIC Company Code	3 Name of Reinsurer	4 Domiciliary Jurisdiction	5 Special Code	6 Reinsurance Premiums Ceded	Reinsurance Recoverable On										16 Amount in Dispute Included in Column 15	Reinsurance Payable		19 Net Amount Recoverable From Reinsurers Cols. 15- [17+18]	20 Funds Held by Company Under Reinsurance Treaties
						7 Paid Losses	8 Paid LAE	9 Known Case Loss Reserves	10 Known Case LAE Reserves	11 IBNR Loss Reserves	12 IBNR LAE Reserves	13 Unearned Premiums	14 Contingent Commissions	15 Cols. 7 through 14 Totals	17 Ceded Balances Payable		18 Other Amounts Due to Reinsurers			
Total Authorized, Affiliates, U.S. Intercompany Pooling																				
31-4192970	14060	GRANGE INS CO	OH		183,437			40,497		27,123			82,665		150,285			150,285		
0199999 - Total Authorized, Affiliates, U.S. Intercompany Pooling					183,437		40,497		27,123			82,665		150,285			150,285			
0899999 - Total Authorized, Affiliates, Total Authorized - Affiliates					183,437		40,497		27,123			82,665		150,285			150,285			
Total Authorized, Other U.S. Unaffiliated Insurers																				
51-0434766	20370	AXIS REINS CO	NY		109		3							4				4		
47-0574325	32603	BERKLEY INS CO	DE		70								34	34				34		
42-0234980	21415	EMPLOYERS MUT CAS CO	IA		19		2							2				2		
35-2293075	11551	ENDURANCE ASSUR CORP	DE		75															
22-2005057	26921	EVEREST REINS CO	DE		11		6		1					7				7		
13-2673100	22039	GENERAL REINS CORP	DE		240		25						103	128				128		
06-0384680	11452	HARTFORD STEAM BOIL INSPEC & INS CO	CT		1,460		56						645	700				700		
74-2195939	42374	HOUSTON CAS CO	TX		8															
13-4924125	10227	MUNICH REINS AMER INC	DE		324		37		1					38				38		
13-3138390	42307	NAVIGATORS INS CO	NY		29		7		1					8				8		
13-3031176	38636	PARTNER REINS CO OF THE US	NY		14															
23-1641984	10219	QBE REINS CORP	PA		12															
52-1952955	10357	RENAISSANCE REINS US INC	MD		72															
75-1444207	30058	SCOR REINS CO	NY		16															
13-1675535	25364	SWISS REINS AMER CORP	NY		548		161		1					162				162		
13-5616275	19453	TRANSATLANTIC REINS CO	NY		70		13		1					14				14		
0999999 - Total Authorized, Other U.S. Unaffiliated Insurers					3,078		311		6			782		1,099				1,099		
Total Authorized, Pools, Mandatory Pools																				
AA-9991500	0	ILLINOIS MINE SUBSIDENCE FUND	IL		5								3	3				3		
AA-9991501	0	INDIANA MINE SUBSIDENCE FUND	IN		2								1	1				1		
AA-9991502	0	KENTUCKY MINE SUBSIDENCE FUND	KY		2								1	1				1		
AA-9991503	0	OHIO MINE SUBSIDENCE FUND	OH		-								-	-				-		
1099999 - Total Authorized, Pools, Mandatory Pools					9							5		5				5		
Total Authorized, Other Non-U.S. Insurers																				
AA-1126033	0	LLOYD'S SYNDICATE NUMBER 33	GBR		33		26		1					27				27		
AA-1126435	0	LLOYD'S SYNDICATE NUMBER 435	GBR		13		10							11				11		
AA-1126510	0	LLOYD'S SYNDICATE NUMBER 510	GBR		4		4							4				4		
AA-1126623	0	LLOYD'S SYNDICATE NUMBER 623	GBR		2		-							-				-		
AA-1127084	0	LLOYD'S SYNDICATE NUMBER 1084	GBR		55		4							5				5		
AA-1120198	0	LLOYD'S SYNDICATE NUMBER 1618	GBR		4															
AA-1120156	0	LLOYD'S SYNDICATE NUMBER 1686	GBR		6															
AA-1120157	0	LLOYD'S SYNDICATE NUMBER 1729	GBR		3															
AA-1120171	0	Lloyd's Syndicate Number 1856	GBR		9		1							1				1		
AA-1127861	0	LLOYD'S SYNDICATE NUMBER 1861	GBR		2															
AA-1120106	0	Lloyd's Syndicate Number 1969	GBR		1		1							1				1		
AA-1128001	0	LLOYD'S SYNDICATE NUMBER 2001	GBR		67		28							28				28		
AA-1128003	0	LLOYD'S SYNDICATE NUMBER 2003	GBR		25		5		1					6				6		
AA-1120071	0	Lloyd's Syndicate Number 2007	GBR		3															
AA-1128010	0	LLOYD'S SYNDICATE NUMBER 2010	GBR		14															
AA-1128623	0	Lloyd's Syndicate Number 2623	GBR		9		1							1				1		
AA-1128791	0	LLOYD'S SYNDICATE NUMBER 2791	GBR		10															
AA-1128987	0	Lloyd's Syndicate Number 2987	GBR		20		1							1				1		
AA-1126004	0	LLOYD'S SYNDICATE NUMBER 4444	GBR		4		1							1				1		
AA-3194130	0	Endurance Specialty Ins Ltd	BMU		26		1							1				1		
AA-1340125	0	Hannover Rueck SE	DEU		390		29							29				29		
AA-1840000	0	Mapfre Re Compania de Reaseguros SA	ESP		35		1							1				1		
AA-3190686	0	Partner Reins Co Ltd	BMU		11															
AA-3190870	0	Validus Reins Ltd	BMU		38		4							4				4		

SCHEDULE F - PART 3

Ceded Reinsurance as of December 31, Current Year (\$000 Omitted)

1 ID Number	2 NAIC Company Code	3 Name of Reinsurer	4 Domiciliary Jurisdiction	5 Special Code	6 Reinsurance Premiums Ceded	Reinsurance Recoverable On									16 Amount in Dispute Included in Column 15	Reinsurance Payable		19 Net Amount Recoverable From Reinsurers Cols. 15-18	20 Funds Held by Company Under Reinsurance Treaties
						7 Paid Losses	8 Paid LAE	9 Known Case Loss Reserves	10 Known Case LAE Reserves	11 IBNR Loss Reserves	12 IBNR LAE Reserves	13 Unearned Premiums	14 Contingent Commissions	15 Cols. 7 through 14 Totals		17 Ceded Balances Payable	18 Other Amounts Due to Reinsurers		
1299999 – Total Authorized, Other Non-U.S. Insurers						779		118		3				121			121		
1499999 – Total Authorized Excluding Protected Cells						187,303		40,926		27,132		83,453		151,510			151,510		
Total Unauthorized, Other Non-U.S. Insurers																			
AA-9240012	0	China Prop & Cas Reins Co Ltd	CHN		6			3		-				3				3	
AA-1120191	0	Convex Ins UK Ltd	GBR		29														
AA-1340028	0	Devk Ruckversicherungs und Beteiligungs AG	DEU		14														
AA-3191289	0	Fidelis Ins Bermuda Ltd	BMU		42			5		-				5				5	
AA-1120175	0	Fidelis Underwriting Ltd	GBR		52			3		-				4				4	
AA-5280027	0	FUBON INS CO LTD	TWN		5														
AA-3191437	0	Group Ark Ins Ltd	BMU		48														
AA-3191190	0	Hamilton Re Ltd	BMU		13			8						8				8	
AA-1460080	0	HELVETIA SCHWEIZERISCHE VERSICHERUNGS	CHE		42														
AA-5420050	0	KOREAN REINS CO	KOR		39			4		-				4				4	
AA-1440060	0	LANSFORSKRINGS BOLAG ENS AB	SWE		4														
AA-1460019	0	MS Amlin AG	CHE		52			17		-				17				17	
AA-5420022	0	Samsung Fire & Marine Ins	KOR		1														
AA-1440076	0	SiriusPoint Intl Ins Corp (publ)	SWE		17			3		-				4				4	
AA-5324100	0	Taiping Reins Co Ltd	HKG		16			3		-				3				3	
2699999 – Total Unauthorized, Other Non-U.S. Insurers						380		45		2			47				47		
2899999 – Total Unauthorized Excluding Protected Cells						380		45		2			47				47		
Total Certified, Other Non-U.S. Insurers																			
CR-3194126	0	Arch Reins Ltd	BMU		104			20		3				22				22	
CR-3190770	0	Chubb Tempest Reins Ltd	BMU		79			38						38				38	
CR-3190875	0	Hiscox Ins Co (Bermuda) Ltd	BMU		38			38		1				38				38	
CR-1460023	0	RenaissanceRe Europe AG	CHE		5														
CR-3191315	0	XL Bermuda Ltd	BMU		14			6		1				7				7	
4099999 – Total Certified, Other Non-U.S. Insurers						240		101		4			106				106		
4299999 – Total Certified Excluding Protected Cells						240		101		4			106				106		
5799999 – Total Authorized, Unauthorized, Reciprocal Jurisdiction and Certified Excluding Protected Cells						187,922		41,072		27,138		83,453		151,662			151,662		
9999999 – Totals						187,922		41,072		27,138		83,453		151,662			151,662		

SCHEDULE F - PART 3 (CONTINUED)
 Ceded Reinsurance as of December 31, Current Year (\$000 Omitted)
 (Credit Risk)

1	2	Collateral				25	26	27	Ceded Reinsurance Credit Risk								
		21	22	23	24				28	29	30	31	32	33	34	35	36
ID Number From Col. 1	Name of Reinsurer From Col. 3	Multiple Beneficiary Trusts	Letters of Credit	Issuing or Confirming Bank Reference Number	Single Beneficiary Trusts & Other Allowable Collateral	Total Funds Held, Payables & Collateral	Net Recoverable Net of Funds Held & Collateral	Applicable Sch. F Penalty (Col. 78)	Total Amount Recoverable From Reinsurers Less Penalty (Cols. 15 - 27)	Stressed Recoverable (Col. 28*120%)	Reinsurance Payable & Funds Held (Cols. 17+18+20; but not in excess of Col. 29)	Stressed Net Recoverable (Cols. 29 - 30)	Total Collateral (Cols. 21 + 22 + 24, not in Excess of Col. 31)	Stressed Net Recoverable Net of Collateral Offsets (Cols. 31 - 32)	Reinsurer Designation Equivalent	Credit Risk on Collateralized Recoverables (Col. 32 * Factor Applicable to Reinsurer Designation Equivalent in Col. 34)	Credit Risk on Un-collateralized Recoverables (Col. 33 * Factor Applicable to Reinsurer Designation Equivalent in Col. 34)
Total Authorized, Affiliates, U.S. Intercompany Pooling																	
31-4192970	GRANGE INS CO					150,285	-	-	XXX	XXX	XXX	XXX	XXX	XXX	XXX	XXX	XXX
0199999 - Total Authorized, Affiliates, U.S. Intercompany Pooling																	
0899999 - Total Authorized, Affiliates, Total Authorized - Affiliates																	
Total Authorized, Other U.S. Unaffiliated Insurers																	
51-0434766	AXIS REINS CO						4	-	4	5		5		5	2		-
47-0574325	BERKLEY INS CO						34	-	34	41		41		41	2		2
42-0234980	EMPLOYERS MUT CAS CO						2	-	2	2		2		2	3		-
35-2293075	ENDURANCE ASSUR CORP							-	-	-		-		-	2		-
22-2005057	EVEREST REINS CO						7	-	7	8		8		8	2		-
13-2673100	GENERAL REINS CORP						128	-	128	154		154		154	1		6
06-0384680	HARTFORD STEAM BOIL INSPEC & INS CO						700	-	700	841		841		841	1		30
74-2195939	HOUSTON CAS CO							-	-	-		-		-	1		-
13-4924125	MUNICH REINS AMER INC						38	-	38	46		46		46	2		2
13-3138390	NAVIGATORS INS CO						8	-	8	10		10		10	2		-
13-3031176	PARTNER REINS CO OF THE US							-	-	-		-		-	2		-
23-1641984	QBE REINS CORP							-	-	-		-		-	3		-
52-1952955	RENAISSANCE REINS US INC							-	-	-		-		-	2		-
75-1444207	SCOR REINS CO							-	-	-		-		-	2		-
13-1675535	SWISS REINS AMER CORP						162	-	162	195		195		195	2		8
13-5616275	TRANSATLANTIC REINS CO						14	-	14	17		17		17	1		1
0999999 - Total Authorized, Other U.S. Unaffiliated Insurers																	
Total Authorized, Pools, Mandatory Pools																	
AA-9991500	ILLINOIS MINE SUBSIDENCE FUND						3	-	XXX	XXX	XXX	XXX	XXX	XXX	XXX	XXX	XXX
AA-9991501	INDIANA MINE SUBSIDENCE FUND						1	-	XXX	XXX	XXX	XXX	XXX	XXX	XXX	XXX	XXX
AA-9991502	KENTUCKY MINE SUBSIDENCE FUND						1	-	XXX	XXX	XXX	XXX	XXX	XXX	XXX	XXX	XXX
AA-9991503	OHIO MINE SUBSIDENCE FUND						-	-	XXX	XXX	XXX	XXX	XXX	XXX	XXX	XXX	XXX
1099999 - Total Authorized, Pools, Mandatory Pools																	
Total Authorized, Other Non-U.S. Insurers																	
AA-1126033	LLOYD'S SYNDICATE NUMBER 33						27	-	27	32		32		32	3		2
AA-1126435	LLOYD'S SYNDICATE NUMBER 435						11	-	11	13		13		13	3		1
AA-1126510	LLOYD'S SYNDICATE NUMBER 510						4	-	4	5		5		5	3		-
AA-1126623	LLOYD'S SYNDICATE NUMBER 623						-	-	-	-		-		-	3		-
AA-1127084	LLOYD'S SYNDICATE NUMBER 1084						5	-	5	6		6		6	3		-
AA-1120198	LLOYD'S SYNDICATE NUMBER 1618							-	-	-		-		-	3		-
AA-1120156	LLOYD'S SYNDICATE NUMBER 1686							-	-	-		-		-	3		-
AA-1120157	LLOYD'S SYNDICATE NUMBER 1729							-	-	-		-		-	3		-
AA-1120171	Lloyd's Syndicate Number 1856						1	-	1	1		1		1	3		-
AA-1127861	LLOYD'S SYNDICATE NUMBER 1861							-	-	-		-		-	3		-
AA-1120106	Lloyd's Syndicate Number 1969						1	-	1	1		1		1	3		-
AA-1128001	LLOYD'S SYNDICATE NUMBER 2001						28	-	28	33		33		33	3		2
AA-1128003	LLOYD'S SYNDICATE NUMBER 2003						6	-	6	7		7		7	3		-
AA-1120071	Lloyd's Syndicate Number 2007							-	-	-		-		-	3		-
AA-1128010	LLOYD'S SYNDICATE NUMBER 2010							-	-	-		-		-	3		-
AA-1128623	Lloyd's Syndicate Number 2623						1	-	1	2		2		2	3		-
AA-1128791	LLOYD'S SYNDICATE NUMBER 2791							-	-	-		-		-	3		-
AA-1128987	Lloyd's Syndicate Number 2987						1	-	1	1		1		1	3		-

SCHEDULE F - PART 3 (CONTINUED)
 Ceded Reinsurance as of December 31, Current Year (\$000 Omitted)
 (Credit Risk)

1	2	Collateral				25	26	27	Ceded Reinsurance Credit Risk								
		21	22	23	24				28	29	30	31	32	33	34	35	36
ID Number From Col. 1	Name of Reinsurer From Col. 3	Multiple Beneficiary Trusts	Letters of Credit	Issuing or Confirming Bank Reference Number	Single Beneficiary Trusts & Other Allowable Collateral	Total Funds Held, Payables & Collateral	Net Recoverable Net of Funds Held & Collateral	Applicable Sch. F Penalty (Col. 78)	Total Amount Recoverable From Reinsurers Less Penalty (Cols. 15 - 27)	Stressed Recoverable (Col. 28*120%)	Reinsurance Payable & Funds Held (Cols. 17+18+20; but not in excess of Col. 29)	Stressed Net Recoverable (Cols. 29 - 30)	Total Collateral (Cols. 21 + 22 + 24, not in Excess of Col. 31)	Stressed Net Recoverable Net of Collateral Offsets (Cols. 31 - 32)	Reinsurer Designation Equivalent	Credit Risk on Collateralized Recoverables (Col. 32 * Factor Applicable to Reinsurer Designation Equivalent in Col. 34)	Credit Risk on Un-collateralized Recoverables (Col. 33 * Factor Applicable to Reinsurer Designation Equivalent in Col. 34)
AA-1126004	LLOYD'S SYNDICATE NUMBER 4444						1	-	1	1		1		1	3		-
AA-3194130	Endurance Specialty Ins Ltd						1	-	1	2		2		2	3		-
AA-1340125	Hannover Rueck SE						29	-	29	35		35		35	2		1
AA-1840000	Mapfre Re Compania de Reaseguros SA						1	-	1	2		2		2	3		-
AA-3190686	Partner Reins Co Ltd							-	-	-		-		-	3		-
AA-3190870	Validus Reins Ltd						4	-	4	5		5		5	3		-
1299999 - Total Authorized, Other Non-U.S. Insurers				XXX			121	-	121	146		146		146	XXX		7
1499999 - Total Authorized Excluding Protected Cells				XXX			151,510	-	1,220	1,464		1,464		1,464	XXX		56
Total Unauthorized, Other Non-U.S. Insurers																	
AA-9240012	China Prop & Cas Reins Co Ltd		3		5		3	-	3	3		3		3	4		-
AA-1120191	Convex Ins UK Ltd							-	-	-		-		-	4		-
AA-1340028	Devk Ruckversicherungs und Beteiligungs AG							-	-	-		-		-	2		-
AA-3191289	Fidelis Ins Bermuda Ltd		5		7		5	-	5	6		6		5	4		-
AA-1120175	Fidelis Underwriting Ltd		4		3		4	-	4	4		4		4	4		-
AA-5280027	FUBON INS CO LTD							-	-	-		-		-	3		-
AA-3191437	Group Ark Ins Ltd							-	-	-		-		-	3		-
AA-3191190	Hamilton Re Ltd		8		8		8	-	8	9		9		8	4		-
AA-1460080	HELVETIA SCHWEIZERISCHE VERSICHERUNGS							-	-	-		-		-	3		-
AA-5420050	KOREAN REINS CO		4		1		4	-	4	4		4		4	3		-
AA-1440060	LANSFORSKRINGS BOLAG ENS AB							-	-	-		-		-	3		-
AA-1460019	MS Amlin AG		17		9		17	-	17	21		21		17	3		1
AA-5420022	Samsung Fire & Marine Ins.							-	-	-		-		-	4		-
AA-1440076	SiriusPoint Intl Ins Corp (publ)						4	-	4	4		4		4	3		-
AA-5324100	Taiping Reins Co Ltd		3		10		3	-	3	3		3		3	3		-
2699999 - Total Unauthorized, Other Non-U.S. Insurers			43	XXX		4	47	-	47	56		56		47	9	XXX	2
2899999 - Total Unauthorized Excluding Protected Cells			43	XXX		4	47	-	47	56		56		47	9	XXX	2
Total Certified, Other Non-U.S. Insurers																	
CR-3194126	Arch Reins Ltd		4		6		4	-	22	27		27		4	22		1
CR-3190770	Chubb Tempest Reins Ltd		4		4		4	-	38	46		46		4	42		2
CR-3190875	Hiscox Ins Co (Bermuda) Ltd		8		11		8	-	38	46		46		8	38		2
CR-1460023	RenaissanceRe Europe AG							-	-	-		-		-	3		-
CR-3191315	XL Bermuda Ltd		1		2		1	-	7	8		8		1	8		-
4099999 - Total Certified, Other Non-U.S. Insurers			17	XXX		17	89	-	106	127		127		17	110	XXX	5
4299999 - Total Certified Excluding Protected Cells			17	XXX		17	89	-	106	127		127		17	110	XXX	5
5799999 - Total Authorized, Unauthorized, Reciprocal Jurisdiction and Certified Excluding Protected Cells			60	XXX		4	63	-	1,372	1,647		1,647		63	1,583	XXX	61
9999999 - Totals			60	XXX		4	63	-	1,372	1,647		1,647		63	1,583	XXX	61

SCHEDULE F - PART 3 (CONTINUED)
 Ceded Reinsurance as of December 31, Current Year (\$000 Omitted)
 (Aging of Ceded Reinsurance)

1 ID Number From Col. 1	2 Name of Reinsurer From Col. 3	Reinsurance Recoverable on Paid Losses and Paid Loss Adjustment Expenses							44 Total Recoverable on Paid Losses & LAE Amounts in Dispute Included in Col. 43	45 Recoverable on Paid Losses & LAE Over 90 Days Past Due Amounts in Dispute Included in Cols. 40 & 41	46 Total Recoverable on Paid Losses & LAE Amounts Not in Dispute (Cols 43 - 44)	47 Recoverable on Paid Losses & LAE Over 90 Days Past Due Amounts Not in Dispute (Cols. 40 + 41 - 45)	48 Amounts Received Prior 90 Days	49 Percentage Overdue Col. 42/Col. 43	50 Percentage of Amounts More Than 90 Days Overdue Not in Dispute (Col. 47/(Cols. 46 + 48))	51 Percentage More Than 120 Days Overdue (Col. 41/Col. 43)	52 Is the Amount in Col. 50 Less Than 20%? (Yes or No)	53 Amounts in Col. 47 for Reinsurers with Values Less Than 20% in Col. 50	
		37 Current	38 Overdue 1 - 29 Days	39 Overdue 30 - 90 Days	40 Overdue 91 - 120 Days	41 Overdue Over 120 Days	42 Overdue Total Overdue Cols. 38 + 39 + 40 + 41	43 Total Due Cols. 37 + 42 (In total should equal Cols. 7 + 8)											
Total Authorized, Affiliates, U.S. Intercompany Pooling																			
31-4192970	GRANGE INS CO																	YES	
0199999 - Total Authorized, Affiliates, U.S. Intercompany Pooling																			
0499999 - Total Authorized, Affiliates, U.S. Non-Pool, Total																			
Total Authorized, Other U.S. Unaffiliated Insurers																			
51-0434766	AXIS REINS CO																	YES	
47-0574325	BERKLEY INS CO																	YES	
42-0234980	EMPLOYERS MUT CAS CO																	YES	
35-2293075	ENDURANCE ASSUR CORP																	YES	
22-2005057	EVEREST REINS CO																	YES	
13-2673100	GENERAL REINS CORP																	YES	
06-0384680	HARTFORD STEAM BOIL INSPEC & INS CO																	YES	
74-2195939	HOUSTON CAS CO																	YES	
13-4924125	MUNICH REINS AMER INC																	YES	
13-3138390	NAVIGATORS INS CO																	YES	
13-3031176	PARTNER REINS CO OF THE US																	YES	
23-1641984	QBE REINS CORP																	YES	
52-1952955	RENAISSANCE REINS US INC																	YES	
75-1444207	SCOR REINS CO																	YES	
13-1675535	SWISS REINS AMER CORP																	YES	
13-5616275	TRANSATLANTIC REINS CO																	YES	
0999999 - Total Authorized, Other U.S. Unaffiliated Insurers																			
Total Authorized, Pools, Mandatory Pools																			
AA-9991500	ILLINOIS MINE SUBSIDENCE FUND																	YES	
AA-9991501	INDIANA MINE SUBSIDENCE FUND																	YES	
AA-9991502	KENTUCKY MINE SUBSIDENCE FUND																	YES	
AA-9991503	OHIO MINE SUBSIDENCE FUND																	YES	
1099999 - Total Authorized, Pools, Mandatory Pools																			
Total Authorized, Other Non-U.S. Insurers																			
AA-1126033	LLOYD'S SYNDICATE NUMBER 33																	YES	
AA-1126435	LLOYD'S SYNDICATE NUMBER 435																	YES	
AA-1126510	LLOYD'S SYNDICATE NUMBER 510																	YES	
AA-1126623	LLOYD'S SYNDICATE NUMBER 623																	YES	
AA-1127084	LLOYD'S SYNDICATE NUMBER 1084																	YES	
AA-1120198	LLOYD'S SYNDICATE NUMBER 1618																	YES	
AA-1120156	LLOYD'S SYNDICATE NUMBER 1686																	YES	
AA-1120157	LLOYD'S SYNDICATE NUMBER 1729																	YES	
AA-1120171	Lloyd's Syndicate Number 1856																	YES	
AA-1127861	LLOYD'S SYNDICATE NUMBER 1861																	YES	
AA-1120106	Lloyd's Syndicate Number 1969																	YES	
AA-1128001	LLOYD'S SYNDICATE NUMBER 2001																	YES	
AA-1128003	LLOYD'S SYNDICATE NUMBER 2003																	YES	
AA-1120071	Lloyd's Syndicate Number 2007																	YES	
AA-1128010	LLOYD'S SYNDICATE NUMBER 2010																	YES	
AA-1128623	Lloyd's Syndicate Number 2623																	YES	
AA-1128791	LLOYD'S SYNDICATE NUMBER 2791																	YES	
AA-1128987	Lloyd's Syndicate Number 2987																	YES	
AA-1126004	LLOYD'S SYNDICATE NUMBER 4444																	YES	
AA-3194130	Endurance Specialty Ins Ltd																	YES	
AA-1340125	Hannover Rueck SE																	YES	

SCHEDULE F - PART 3 (CONTINUED)
 Ceded Reinsurance as of December 31, Current Year (\$000 Omitted)
 (Aging of Ceded Reinsurance)

1 ID Number From Col. 1	2 Name of Reinsurer From Col. 3	Reinsurance Recoverable on Paid Losses and Paid Loss Adjustment Expenses							44 Total Recoverable on Paid Losses & LAE Amounts in Dispute Included in Col. 43	45 Recoverable on Paid Losses & LAE Over 90 Days Past Due Amounts in Dispute Included in Cols. 40 & 41	46 Total Recoverable on Paid Losses & LAE Amounts Not in Dispute (Cols 43 - 44)	47 Recoverable on Paid Losses & LAE Over 90 Days Past Due Amounts Not in Dispute (Cols. 40 + 41 - 45)	48 Amounts Received Prior 90 Days	49 Percentage Overdue Col. 42/Col. 43	50 Percentage of Amounts More Than 90 Days Overdue Not in Dispute (Col. 47/(Cols. 46 + 48))	51 Percentage More Than 120 Days Overdue (Col. 41/Col. 43)	52 Is the Amount in Col. 50 Less Than 20%? (Yes or No)	53 Amounts in Col. 47 for Reinsurers with Values Less Than 20% in Col. 50
		37 Current	38 Overdue 1 - 29 Days	39 Overdue 30 - 90 Days	40 Overdue 91 - 120 Days	41 Overdue Over 120 Days	42 Overdue Total Overdue Cols. 38 + 39 + 40 + 41	43 Total Due Cols. 37 + 42 (In total should equal Cols. 7 + 8)										
AA-1840000	Mapfre Re Compania de Reaseguros SA																YES	
AA-3190686	Partner Reins Co Ltd																YES	
AA-3190870	Validus Reins Ltd																YES	
1299999	- Total Authorized, Other Non-U.S. Insurers																XXX	
1499999	- Total Authorized Excluding Protected Cells																XXX	
Total Unauthorized, Other Non-U.S. Insurers																		
AA-9240012	China Prop & Cas Reins Co Ltd																YES	
AA-1120191	Convex Ins UK Ltd																YES	
AA-1340028	Devk Ruckversicherungs und Beteiligungs AG																YES	
AA-3191289	Fidelis Ins Bermuda Ltd																YES	
AA-1120175	Fidelis Underwriting Ltd																YES	
AA-5280027	FUBON INS CO LTD																YES	
AA-3191437	Group Ark Ins Ltd																YES	
AA-3191190	Hamilton Re Ltd																YES	
AA-1460080	HELVETIA SCHWEIZERISCHE VERSICHERUNGS																YES	
AA-5420050	KOREAN REINS CO																YES	
AA-1440060	LANSFORSKRINGS BOLAG ENS AB																YES	
AA-1460019	MS Amlin AG																YES	
AA-5420022	Samsung Fire & Marine Ins																YES	
AA-1440076	SiriusPoint Intl Ins Corp (publ)																YES	
AA-5324100	Taiping Reins Co Ltd																YES	
2699999	- Total Unauthorized, Other Non-U.S. Insurers																XXX	
2899999	- Total Unauthorized Excluding Protected Cells																XXX	
Total Certified, Other Non-U.S. Insurers																		
CR-3194126	Arch Reins Ltd																YES	
CR-3190770	Chubb Tempest Reins Ltd																YES	
CR-3190875	Hiscox Ins Co (Bermuda) Ltd																YES	
CR-1460023	RenaissanceRe Europe AG																YES	
CR-3191315	XL Bermuda Ltd																YES	
4099999	- Total Certified, Other Non-U.S. Insurers																XXX	
4299999	- Total Certified Excluding Protected Cells																XXX	
5799999	- Total Authorized, Unauthorized, Reciprocal Jurisdiction and Certified Excluding Protected Cells																XXX	
9999999	- Totals																XXX	

SCHEDULE F - PART 3 (CONTINUED)
 Ceded Reinsurance as of December 31, Current Year (\$000 Omitted)
 (Provision for Reinsurance for Certified Reinsurers)

1	2	Provision for Certified Reinsurance													Complete if Col. 52 = "No"; Otherwise Enter 0			69
		54	55	56	57	58	59	60	61	62	63	64	65	66	67	68		
ID Number From Col. 1	Name of Reinsurer From Col. 3	Certified Reinsurer Rating (1 through 6)	Effective Date of Certified Reinsurer Rating	Percent Collateral Required for Full Credit (0% through 100%)	Catastrophe Recoverables Qualifying for Collateral Deferral	Net Recoverables Subject to Collateral Requirements for Full Credit (Col. 19 - Col. 57)	Dollar Amount of Collateral Required (Col. 56 * Col. 58)	Percent of Collateral Provided for Net Recoverables Subject to Collateral Requirements ((Col. 20 + Col. 21 + Col. 22 + Col. 24) / Col. 58)	Percent Credit Allowed on Net Recoverables Subject to Collateral Requirements (Col. 60 / Col. 56, not to exceed 100%)	20% of Recoverable on Paid Losses & LAE Over 90 Days Past Due Amounts in Dispute (Col. 45 * 20%)	Amount of Credit Allowed for Net Recoverables (Col. 57 + Col. 58 * Col. 61)	Provision for Reinsurance with Certified Reinsurers Due to Collateral Deficiency (Col. 19 - Col. 63)	20% of Recoverable on Paid Losses & LAE Over 90 Days Past Due Amounts Not in Dispute (Col. 47 * 20%)	Total Collateral Provided (Col. 20 + Col. 21 + Col. 22 + Col. 24; not to Exceed Col. 63)	Net Unsecured Recoverable for Which Credit is Allowed (Col. 63 - Col. 66)	20% of Amount in Col. 67	Provision for Overdue Reinsurance Ceded to Certified Reinsurers (Greater of [Col. 62 + Col. 65] or Col. 68; not to Exceed Col. 63)	
Total Authorized, Affiliates, U.S. Intercompany Pooling																		
31-4192970	GRANGE INS CO	XXX	XXX	XXX	XXX	XXX	XXX	XXX	XXX	XXX	XXX	XXX	XXX	XXX	XXX	XXX	XXX	
0199999 - Total Authorized, Affiliates, U.S. Intercompany Pooling																		
0499999 - Total Authorized, Affiliates, U.S. Non-Pool, Total																		
Total Authorized, Other U.S. Unaffiliated Insurers																		
51-0434766	AXIS REINS CO	XXX	XXX	XXX	XXX	XXX	XXX	XXX	XXX	XXX	XXX	XXX	XXX	XXX	XXX	XXX	XXX	
47-0574325	BERKLEY INS CO	XXX	XXX	XXX	XXX	XXX	XXX	XXX	XXX	XXX	XXX	XXX	XXX	XXX	XXX	XXX	XXX	
42-0234980	EMPLOYERS MUT CAS CO	XXX	XXX	XXX	XXX	XXX	XXX	XXX	XXX	XXX	XXX	XXX	XXX	XXX	XXX	XXX	XXX	
35-2293075	ENDURANCE ASSUR CORP	XXX	XXX	XXX	XXX	XXX	XXX	XXX	XXX	XXX	XXX	XXX	XXX	XXX	XXX	XXX	XXX	
22-2005057	EVEREST REINS CO	XXX	XXX	XXX	XXX	XXX	XXX	XXX	XXX	XXX	XXX	XXX	XXX	XXX	XXX	XXX	XXX	
13-2673100	GENERAL REINS CORP	XXX	XXX	XXX	XXX	XXX	XXX	XXX	XXX	XXX	XXX	XXX	XXX	XXX	XXX	XXX	XXX	
06-0384680	HARTFORD STEAM BOIL INSPEC & INS CO	XXX	XXX	XXX	XXX	XXX	XXX	XXX	XXX	XXX	XXX	XXX	XXX	XXX	XXX	XXX	XXX	
74-2195939	HOUSTON CAS CO	XXX	XXX	XXX	XXX	XXX	XXX	XXX	XXX	XXX	XXX	XXX	XXX	XXX	XXX	XXX	XXX	
13-4924125	MUNICH REINS AMER INC	XXX	XXX	XXX	XXX	XXX	XXX	XXX	XXX	XXX	XXX	XXX	XXX	XXX	XXX	XXX	XXX	
13-3138390	NAVIGATORS INS CO	XXX	XXX	XXX	XXX	XXX	XXX	XXX	XXX	XXX	XXX	XXX	XXX	XXX	XXX	XXX	XXX	
13-3031176	PARTNER REINS CO OF THE US	XXX	XXX	XXX	XXX	XXX	XXX	XXX	XXX	XXX	XXX	XXX	XXX	XXX	XXX	XXX	XXX	
23-1641984	QBE REINS CORP	XXX	XXX	XXX	XXX	XXX	XXX	XXX	XXX	XXX	XXX	XXX	XXX	XXX	XXX	XXX	XXX	
52-1952955	RENAISSANCE REINS US INC	XXX	XXX	XXX	XXX	XXX	XXX	XXX	XXX	XXX	XXX	XXX	XXX	XXX	XXX	XXX	XXX	
75-1444207	SCOR REINS CO	XXX	XXX	XXX	XXX	XXX	XXX	XXX	XXX	XXX	XXX	XXX	XXX	XXX	XXX	XXX	XXX	
13-1675535	SWISS REINS AMER CORP	XXX	XXX	XXX	XXX	XXX	XXX	XXX	XXX	XXX	XXX	XXX	XXX	XXX	XXX	XXX	XXX	
13-5616275	TRANSATLANTIC REINS CO	XXX	XXX	XXX	XXX	XXX	XXX	XXX	XXX	XXX	XXX	XXX	XXX	XXX	XXX	XXX	XXX	
0999999 - Total Authorized, Other U.S. Unaffiliated Insurers																		
Total Authorized, Pools, Mandatory Pools																		
AA-9991500	ILLINOIS MINE SUBSIDENCE FUND	XXX	XXX	XXX	XXX	XXX	XXX	XXX	XXX	XXX	XXX	XXX	XXX	XXX	XXX	XXX	XXX	
AA-9991501	INDIANA MINE SUBSIDENCE FUND	XXX	XXX	XXX	XXX	XXX	XXX	XXX	XXX	XXX	XXX	XXX	XXX	XXX	XXX	XXX	XXX	
AA-9991502	KENTUCKY MINE SUBSIDENCE FUND	XXX	XXX	XXX	XXX	XXX	XXX	XXX	XXX	XXX	XXX	XXX	XXX	XXX	XXX	XXX	XXX	
AA-9991503	OHIO MINE SUBSIDENCE FUND	XXX	XXX	XXX	XXX	XXX	XXX	XXX	XXX	XXX	XXX	XXX	XXX	XXX	XXX	XXX	XXX	
1099999 - Total Authorized, Pools, Mandatory Pools																		
Total Authorized, Other Non-U.S. Insurers																		
AA-1126033	LLOYD'S SYNDICATE NUMBER 33	XXX	XXX	XXX	XXX	XXX	XXX	XXX	XXX	XXX	XXX	XXX	XXX	XXX	XXX	XXX	XXX	
AA-1126435	LLOYD'S SYNDICATE NUMBER 435	XXX	XXX	XXX	XXX	XXX	XXX	XXX	XXX	XXX	XXX	XXX	XXX	XXX	XXX	XXX	XXX	
AA-1126510	LLOYD'S SYNDICATE NUMBER 510	XXX	XXX	XXX	XXX	XXX	XXX	XXX	XXX	XXX	XXX	XXX	XXX	XXX	XXX	XXX	XXX	
AA-1126623	LLOYD'S SYNDICATE NUMBER 623	XXX	XXX	XXX	XXX	XXX	XXX	XXX	XXX	XXX	XXX	XXX	XXX	XXX	XXX	XXX	XXX	
AA-1127084	LLOYD'S SYNDICATE NUMBER 1084	XXX	XXX	XXX	XXX	XXX	XXX	XXX	XXX	XXX	XXX	XXX	XXX	XXX	XXX	XXX	XXX	
AA-1120198	LLOYD'S SYNDICATE NUMBER 1618	XXX	XXX	XXX	XXX	XXX	XXX	XXX	XXX	XXX	XXX	XXX	XXX	XXX	XXX	XXX	XXX	
AA-1120156	LLOYD'S SYNDICATE NUMBER 1686	XXX	XXX	XXX	XXX	XXX	XXX	XXX	XXX	XXX	XXX	XXX	XXX	XXX	XXX	XXX	XXX	
AA-1120157	LLOYD'S SYNDICATE NUMBER 1729	XXX	XXX	XXX	XXX	XXX	XXX	XXX	XXX	XXX	XXX	XXX	XXX	XXX	XXX	XXX	XXX	
AA-1120171	Lloyd's Syndicate Number 1856	XXX	XXX	XXX	XXX	XXX	XXX	XXX	XXX	XXX	XXX	XXX	XXX	XXX	XXX	XXX	XXX	
AA-1127861	LLOYD'S SYNDICATE NUMBER 1861	XXX	XXX	XXX	XXX	XXX	XXX	XXX	XXX	XXX	XXX	XXX	XXX	XXX	XXX	XXX	XXX	
AA-1120106	Lloyd's Syndicate Number 1969	XXX	XXX	XXX	XXX	XXX	XXX	XXX	XXX	XXX	XXX	XXX	XXX	XXX	XXX	XXX	XXX	
AA-1128001	LLOYD'S SYNDICATE NUMBER 2001	XXX	XXX	XXX	XXX	XXX	XXX	XXX	XXX	XXX	XXX	XXX	XXX	XXX	XXX	XXX	XXX	
AA-1128003	LLOYD'S SYNDICATE NUMBER 2003	XXX	XXX	XXX	XXX	XXX	XXX	XXX	XXX	XXX	XXX	XXX	XXX	XXX	XXX	XXX	XXX	
AA-1120071	Lloyd's Syndicate Number 2007	XXX	XXX	XXX	XXX	XXX	XXX	XXX	XXX	XXX	XXX	XXX	XXX	XXX	XXX	XXX	XXX	
AA-1128010	LLOYD'S SYNDICATE NUMBER 2010	XXX	XXX	XXX	XXX	XXX	XXX	XXX	XXX	XXX	XXX	XXX	XXX	XXX	XXX	XXX	XXX	
AA-1128623	Lloyd's Syndicate Number 2623	XXX	XXX	XXX	XXX	XXX	XXX	XXX	XXX	XXX	XXX	XXX	XXX	XXX	XXX	XXX	XXX	
AA-1128791	LLOYD'S SYNDICATE NUMBER 2791	XXX	XXX	XXX	XXX	XXX	XXX	XXX	XXX	XXX	XXX	XXX	XXX	XXX	XXX	XXX	XXX	

Annual Statement for the Year 2021 of the TRUSTGARD INSURANCE COMPANY

SCHEDULE F - PART 3 (CONTINUED)

Ceded Reinsurance as of December 31, Current Year (\$000 Omitted)

(Provision for Reinsurance for Certified Reinsurers)

1	2	Provision for Certified Reinsurance														Complete if Col. 52 = "No"; Otherwise Enter 0			69
		54	55	56	57	58	59	60	61	62	63	64	65	66	67	68			
														Percent of Collateral Recoverables Subject to Collateral Requirements ((Col. 20 + Col. 21 + Col. 22 + Col.24) / Col. 58)	Percent Credit Allowed on Net Recoverables Subject to Collateral Requirements (Col. 60 / Col. 56, not to exceed 100%)	20% of Recoverables on Paid Losses & LAE Over 90 Days Past Due Amounts in Dispute (Col. 45 * 20%)	Amount of Credit Allowed for Net Recoverables (Col. 57 + [Col. 58 * Col. 61])	Provision for Reinsurance with Certified Reinsurers Due to Collateral Deficiency (Col. 19 - Col. 63)	
ID Number From Col. 1	Name of Reinsurer From Col. 3	Certified Reinsurer Rating (1 through 6)	Effective Date of Certified Reinsurer Rating	Percent Collateral Required for Full Credit (0% through 100%)	Catastrophe Recoverables Qualifying for Collateral Deferral	Net Recoverables Subject to Collateral Requirements for Full Credit (Col. 19 - Col. 57)	Dollar Amount of Collateral Required (Col. 56 * Col. 58)	Percent of Collateral Recoverables Provided for Net Recoverables Subject to Collateral Requirements ((Col. 20 + Col. 21 + Col. 22 + Col.24) / Col. 58)	Percent Credit Allowed on Net Recoverables Subject to Collateral Requirements (Col. 60 / Col. 56, not to exceed 100%)	20% of Recoverables on Paid Losses & LAE Over 90 Days Past Due Amounts in Dispute (Col. 45 * 20%)	Amount of Credit Allowed for Net Recoverables (Col. 57 + [Col. 58 * Col. 61])	Provision for Reinsurance with Certified Reinsurers Due to Collateral Deficiency (Col. 19 - Col. 63)	20% of Recoverable on Paid Losses & LAE Over 90 Days Past Due in Dispute (Col. 47 * 20%)	Total Collateral Provided (Col. 20 + Col. 21 + Col. 22 + Col.24; not to Exceed Col. 63)	Net Unsecured Recoverable for Which Credit is Allowed (Col. 63-Col. 66)	20% of Amount in Col. 67	Provision for Overdue Reinsurance Ceded to Certified Reinsurers (Greater of [Col. 62 + Col. 65] or Col.68; not to Exceed Col. 63)		
AA-1128987	Lloyd's Syndicate Number 2987	XXX	XXX	XXX	XXX	XXX	XXX	XXX	XXX	XXX	XXX	XXX	XXX	XXX	XXX	XXX	XXX	XXX	
AA-1126004	LLOYD'S SYNDICATE NUMBER 4444	XXX	XXX	XXX	XXX	XXX	XXX	XXX	XXX	XXX	XXX	XXX	XXX	XXX	XXX	XXX	XXX	XXX	
AA-3194130	Endurance Specialty Ins Ltd	XXX	XXX	XXX	XXX	XXX	XXX	XXX	XXX	XXX	XXX	XXX	XXX	XXX	XXX	XXX	XXX	XXX	
AA-1340125	Hannover Rueck SE	XXX	XXX	XXX	XXX	XXX	XXX	XXX	XXX	XXX	XXX	XXX	XXX	XXX	XXX	XXX	XXX	XXX	
AA-1840000	Mapfre Re Compania de Reaseguros SA	XXX	XXX	XXX	XXX	XXX	XXX	XXX	XXX	XXX	XXX	XXX	XXX	XXX	XXX	XXX	XXX	XXX	
AA-3190686	Partner Reins Co Ltd	XXX	XXX	XXX	XXX	XXX	XXX	XXX	XXX	XXX	XXX	XXX	XXX	XXX	XXX	XXX	XXX	XXX	
AA-3190870	Validus Reins Ltd	XXX	XXX	XXX	XXX	XXX	XXX	XXX	XXX	XXX	XXX	XXX	XXX	XXX	XXX	XXX	XXX	XXX	
1299999 - Total Authorized, Other Non-U.S. Insurers																			
1499999 - Total Authorized Excluding Protected Cells																			
Total Unauthorized, Other Non-U.S. Insurers																			
AA-9240012	China Prop & Cas Reins Co Ltd	XXX	XXX	XXX	XXX	XXX	XXX	XXX	XXX	XXX	XXX	XXX	XXX	XXX	XXX	XXX	XXX	XXX	
AA-1120191	Convex Ins UK Ltd	XXX	XXX	XXX	XXX	XXX	XXX	XXX	XXX	XXX	XXX	XXX	XXX	XXX	XXX	XXX	XXX	XXX	
AA-1340028	Devk Ruckversicherungs und Beteiligungs AG	XXX	XXX	XXX	XXX	XXX	XXX	XXX	XXX	XXX	XXX	XXX	XXX	XXX	XXX	XXX	XXX	XXX	
AA-3191289	Fidelis Ins Bermuda Ltd	XXX	XXX	XXX	XXX	XXX	XXX	XXX	XXX	XXX	XXX	XXX	XXX	XXX	XXX	XXX	XXX	XXX	
AA-1120175	Fidelis Underwriting Ltd	XXX	XXX	XXX	XXX	XXX	XXX	XXX	XXX	XXX	XXX	XXX	XXX	XXX	XXX	XXX	XXX	XXX	
AA-5280027	FUBON INS CO LTD	XXX	XXX	XXX	XXX	XXX	XXX	XXX	XXX	XXX	XXX	XXX	XXX	XXX	XXX	XXX	XXX	XXX	
AA-3191437	Group Ark Ins Ltd	XXX	XXX	XXX	XXX	XXX	XXX	XXX	XXX	XXX	XXX	XXX	XXX	XXX	XXX	XXX	XXX	XXX	
AA-3191190	Hamilton Re Ltd	XXX	XXX	XXX	XXX	XXX	XXX	XXX	XXX	XXX	XXX	XXX	XXX	XXX	XXX	XXX	XXX	XXX	
AA-1460080	HELVETIA SCHWEIZERISCHE VERSICHERUNGS	XXX	XXX	XXX	XXX	XXX	XXX	XXX	XXX	XXX	XXX	XXX	XXX	XXX	XXX	XXX	XXX	XXX	
AA-5420050	KOREAN REINS CO	XXX	XXX	XXX	XXX	XXX	XXX	XXX	XXX	XXX	XXX	XXX	XXX	XXX	XXX	XXX	XXX	XXX	
AA-1440060	LANSFORSKRINGS BOLAG ENS AB	XXX	XXX	XXX	XXX	XXX	XXX	XXX	XXX	XXX	XXX	XXX	XXX	XXX	XXX	XXX	XXX	XXX	
AA-1460019	MS Amlin AG	XXX	XXX	XXX	XXX	XXX	XXX	XXX	XXX	XXX	XXX	XXX	XXX	XXX	XXX	XXX	XXX	XXX	
AA-5420022	Samsung Fire & Marine Ins	XXX	XXX	XXX	XXX	XXX	XXX	XXX	XXX	XXX	XXX	XXX	XXX	XXX	XXX	XXX	XXX	XXX	
AA-1440076	SiriusPoint Intl Ins Corp (publ)	XXX	XXX	XXX	XXX	XXX	XXX	XXX	XXX	XXX	XXX	XXX	XXX	XXX	XXX	XXX	XXX	XXX	
AA-5324100	Taiping Reins Co Ltd	XXX	XXX	XXX	XXX	XXX	XXX	XXX	XXX	XXX	XXX	XXX	XXX	XXX	XXX	XXX	XXX	XXX	
2699999 - Total Unauthorized, Other Non-U.S. Insurers																			
2899999 - Total Unauthorized Excluding Protected Cells																			
Total Certified, Other Non-U.S. Insurers																			
CR-3194126	Arch Reins Ltd	3	07/01/2015	20.000		22	4	20.000	100.000		22	-	-	-	-	-	-	-	
CR-3190770	Chubb Tempest Reins Ltd	2	11/19/2020	10.000		38	4	10.000	100.000		38	-	-	-	-	-	-	-	
CR-3190875	Hiscox Ins Co (Bermuda) Ltd	3	08/04/2021	20.000		38	8	20.000	100.000		38	-	-	-	-	-	-	-	
CR-1460023	RenaissanceRe Europe AG	3	01/01/2016	20.000				-	-			-	-	-	-	-	-	-	
CR-3191315	XL Bermuda Ltd	2	11/24/2020	10.000		7	1	10.000	100.000		7	-	-	-	-	-	-	-	
4099999 - Total Certified, Other Non-U.S. Insurers																			
4299999 - Total Certified Excluding Protected Cells																			
5799999 - Total Authorized, Unauthorized, Reciprocal Jurisdiction and Certified Excluding Protected Cells																			
9999999 - Totals																			

25.1

SCHEDULE F - PART 3 (CONTINUED)
 Ceded Reinsurance as of December 31, Current Year (\$000 Omitted)
 (Total Provision for Reinsurance)

1	2	70	Provision for Unauthorized Reinsurance		Provision for Overdue Authorized and Reciprocal Jurisdiction Reinsurance		Total Provision for Reinsurance			
			71	72	73	74	75	76	77	78
ID Number From Col. 1	Name of Reinsurer From Col. 3	20% of Recoverable on Paid Losses & LAE Over 90 Days Past Due Amounts Not in Dispute (Col. 47 * 20%)	Provision for Reinsurance with Unauthorized Reinsurers Due to Collateral Deficiency (Col. 26)	Provision for Overdue Reinsurance from Unauthorized Reinsurers and Amounts in Dispute (Col. 70 + 20% of the Amount in Col. 16)	Complete if Col. 52 = "Yes"; Otherwise Enter 0 20% of Recoverable on Paid Losses & LAE Over 90 Days Past Due Amounts Not in Dispute + 20% of Amounts in Dispute [(Col. 47 * 20%) + (Col. 45 * 20%)]	Complete if Col. 52 = "No"; Otherwise Enter 0 Greater of 20% of Net Recoverable Net of Funds Held & Collateral, or 20% of Recoverable on Paid Losses & LAE Over 90 Days Past Due (Greater of Col 26 * 20% or [Cols. 40 + 41] * 20%)	Provision for Amounts Ceded to Authorized and Reciprocal Jurisdiction Reinsurers (Cols. 73 + 74)	Provision for Amounts Ceded to Unauthorized Reinsurers (Cols. 71 + 72 Not in Excess of Col. 15)	Provision for Amounts Ceded to Certified Reinsurers (Cols. 64 + 69)	Total Provision for Reinsurance (Cols. 75 + 76 + 77)
Total Authorized, Affiliates, U.S. Intercompany Pooling										
31-4192970	GRANGE INS CO	-	XXX	XXX	-	-	-	XXX	XXX	-
0199999 - Total Authorized, Affiliates, U.S. Intercompany Pooling		-	XXX	XXX	-	-	-	XXX	XXX	-
Total Authorized, Other U.S. Unaffiliated Insurers										
51-0434766	AXIS REINS CO	-	XXX	XXX	-	-	-	XXX	XXX	-
47-0574325	BERKLEY INS CO	-	XXX	XXX	-	-	-	XXX	XXX	-
42-0234980	EMPLOYERS MUT CAS CO	-	XXX	XXX	-	-	-	XXX	XXX	-
35-2293075	ENDURANCE ASSUR CORP	-	XXX	XXX	-	-	-	XXX	XXX	-
22-2005057	EVEREST REINS CO	-	XXX	XXX	-	-	-	XXX	XXX	-
13-2673100	GENERAL REINS CORP	-	XXX	XXX	-	-	-	XXX	XXX	-
06-0384680	HARTFORD STEAM BOIL INSPEC & INS CO	-	XXX	XXX	-	-	-	XXX	XXX	-
74-2195939	HOUSTON CAS CO	-	XXX	XXX	-	-	-	XXX	XXX	-
13-4924125	MUNICH REINS AMER INC	-	XXX	XXX	-	-	-	XXX	XXX	-
13-3138390	NAVIGATORS INS CO	-	XXX	XXX	-	-	-	XXX	XXX	-
13-3031176	PARTNER REINS CO OF THE US	-	XXX	XXX	-	-	-	XXX	XXX	-
23-1641984	QBE REINS CORP	-	XXX	XXX	-	-	-	XXX	XXX	-
52-1952955	RENAISSANCE REINS US INC	-	XXX	XXX	-	-	-	XXX	XXX	-
75-1444207	SCOR REINS CO	-	XXX	XXX	-	-	-	XXX	XXX	-
13-1675535	SWISS REINS AMER CORP	-	XXX	XXX	-	-	-	XXX	XXX	-
13-5616275	TRANSATLANTIC REINS CO	-	XXX	XXX	-	-	-	XXX	XXX	-
0999999 - Total Authorized, Other U.S. Unaffiliated Insurers		-	XXX	XXX	-	-	-	XXX	XXX	-
Total Authorized, Pools, Mandatory Pools										
AA-9991500	ILLINOIS MINE SUBSIDENCE FUND	-	XXX	XXX	-	-	-	XXX	XXX	-
AA-9991501	INDIANA MINE SUBSIDENCE FUND	-	XXX	XXX	-	-	-	XXX	XXX	-
AA-9991502	KENTUCKY MINE SUBSIDENCE FUND	-	XXX	XXX	-	-	-	XXX	XXX	-
AA-9991503	OHIO MINE SUBSIDENCE FUND	-	XXX	XXX	-	-	-	XXX	XXX	-
1099999 - Total Authorized, Pools, Mandatory Pools		-	XXX	XXX	-	-	-	XXX	XXX	-
Total Authorized, Other Non-U.S. Insurers										
AA-1126033	LLOYD'S SYNDICATE NUMBER 33	-	XXX	XXX	-	-	-	XXX	XXX	-
AA-1126435	LLOYD'S SYNDICATE NUMBER 435	-	XXX	XXX	-	-	-	XXX	XXX	-
AA-1126510	LLOYD'S SYNDICATE NUMBER 510	-	XXX	XXX	-	-	-	XXX	XXX	-
AA-1126623	LLOYD'S SYNDICATE NUMBER 623	-	XXX	XXX	-	-	-	XXX	XXX	-
AA-1127084	LLOYD'S SYNDICATE NUMBER 1084	-	XXX	XXX	-	-	-	XXX	XXX	-
AA-1120198	LLOYD'S SYNDICATE NUMBER 1618	-	XXX	XXX	-	-	-	XXX	XXX	-
AA-1120156	LLOYD'S SYNDICATE NUMBER 1686	-	XXX	XXX	-	-	-	XXX	XXX	-
AA-1120157	LLOYD'S SYNDICATE NUMBER 1729	-	XXX	XXX	-	-	-	XXX	XXX	-
AA-1120171	Lloyd's Syndicate Number 1856	-	XXX	XXX	-	-	-	XXX	XXX	-
AA-1127861	LLOYD'S SYNDICATE NUMBER 1861	-	XXX	XXX	-	-	-	XXX	XXX	-
AA-1120106	Lloyd's Syndicate Number 1969	-	XXX	XXX	-	-	-	XXX	XXX	-
AA-1128001	LLOYD'S SYNDICATE NUMBER 2001	-	XXX	XXX	-	-	-	XXX	XXX	-
AA-1128003	LLOYD'S SYNDICATE NUMBER 2003	-	XXX	XXX	-	-	-	XXX	XXX	-
AA-1120071	Lloyd's Syndicate Number 2007	-	XXX	XXX	-	-	-	XXX	XXX	-
AA-1128010	LLOYD'S SYNDICATE NUMBER 2010	-	XXX	XXX	-	-	-	XXX	XXX	-
AA-1128623	Lloyd's Syndicate Number 2623	-	XXX	XXX	-	-	-	XXX	XXX	-
AA-1128791	LLOYD'S SYNDICATE NUMBER 2791	-	XXX	XXX	-	-	-	XXX	XXX	-
AA-1128987	Lloyd's Syndicate Number 2987	-	XXX	XXX	-	-	-	XXX	XXX	-

SCHEDULE F - PART 3 (CONTINUED)
 Ceded Reinsurance as of December 31, Current Year (\$000 Omitted)
 (Total Provision for Reinsurance)

1	2	70	Provision for Unauthorized Reinsurance		Provision for Overdue Authorized and Reciprocal Jurisdiction Reinsurance		Total Provision for Reinsurance			
			71	72	73	74	75	76	77	78
ID Number From Col. 1	Name of Reinsurer From Col. 3	20% of Recoverable on Paid Losses & LAE Over 90 Days Past Due Amounts Not in Dispute (Col. 47 * 20%)	Provision for Reinsurance with Unauthorized Reinsurers Due to Collateral Deficiency (Col. 26)	Provision for Overdue Reinsurance from Unauthorized Reinsurers and Amounts in Dispute (Col. 70 + 20% of the Amount in Col. 16)	Complete if Col. 52 = "Yes"; Otherwise Enter 0 20% of Recoverable on Paid Losses & LAE Over 90 Days Past Due Amounts Not in Dispute + 20% of Amounts in Dispute ([Col. 47 * 20%] + [Col. 45 * 20%])	Complete if Col. 52 = "No"; Otherwise Enter 0 Greater of 20% of Net Recoverable Net of Funds Held & Collateral, or 20% of Recoverable on Paid Losses & LAE Over 90 Days Past Due (Greater of Col 26 * 20% or [Cols. 40 + 41] * 20%)	Provision for Amounts Ceded to Authorized and Reciprocal Jurisdiction Reinsurers (Cols. 73 + 74)	Provision for Amounts Ceded to Unauthorized Reinsurers (Cols. 71 + 72 Not in Excess of Col. 15)	Provision for Amounts Ceded to Certified Reinsurers (Cols. 64 + 69)	Total Provision for Reinsurance (Cols. 75 + 76 + 77)
AA-1126004	LLOYD'S SYNDICATE NUMBER 4444	-	XXX	XXX	-	-	-	XXX	XXX	-
AA-3194130	Endurance Specialty Ins Ltd	-	XXX	XXX	-	-	-	XXX	XXX	-
AA-1340125	Hannover Rueck SE	-	XXX	XXX	-	-	-	XXX	XXX	-
AA-1840000	Mapfre Re Compania de Reaseguros SA	-	XXX	XXX	-	-	-	XXX	XXX	-
AA-3190686	Partner Reins Co Ltd	-	XXX	XXX	-	-	-	XXX	XXX	-
AA-3190870	Validus Reins Ltd	-	XXX	XXX	-	-	-	XXX	XXX	-
1299999	- Total Authorized, Other Non-U.S. Insurers	-	XXX	XXX	-	-	-	XXX	XXX	-
1499999	- Total Authorized Excluding Protected Cells	-	XXX	XXX	-	-	-	XXX	XXX	-
Total Unauthorized, Other Non-U.S. Insurers										
AA-9240012	China Prop & Cas Reins Co Ltd	-	-	-	XXX	XXX	XXX	-	XXX	-
AA-1120191	Convex Ins UK Ltd	-	-	-	XXX	XXX	XXX	-	XXX	-
AA-1340028	Devk Ruckversicherungs und Beteiligungs AG	-	-	-	XXX	XXX	XXX	-	XXX	-
AA-3191289	Fidelis Ins Bermuda Ltd	-	-	-	XXX	XXX	XXX	-	XXX	-
AA-1120175	Fidelis Underwriting Ltd	-	-	-	XXX	XXX	XXX	-	XXX	-
AA-5280027	FUBON INS CO LTD	-	-	-	XXX	XXX	XXX	-	XXX	-
AA-3191437	Group Ark Ins Ltd	-	-	-	XXX	XXX	XXX	-	XXX	-
AA-3191190	Hamilton Re Ltd	-	-	-	XXX	XXX	XXX	-	XXX	-
AA-1460080	HELVETIA SCHWEIZERISCHE VERSICHERUNGS	-	-	-	XXX	XXX	XXX	-	XXX	-
AA-5420050	KOREAN REINS CO	-	-	-	XXX	XXX	XXX	-	XXX	-
AA-1440060	LANSFORSKRINGS BOLAG ENS AB	-	-	-	XXX	XXX	XXX	-	XXX	-
AA-1460019	MS Amlin AG	-	-	-	XXX	XXX	XXX	-	XXX	-
AA-5420022	Samsung Fire & Marine Ins	-	-	-	XXX	XXX	XXX	-	XXX	-
AA-1440076	SiriusPoint Intl Ins Corp (publ)	-	-	-	XXX	XXX	XXX	-	XXX	-
AA-5324100	Taiping Reins Co Ltd	-	-	-	XXX	XXX	XXX	-	XXX	-
2699999	- Total Unauthorized, Other Non-U.S. Insurers	-	-	-	XXX	XXX	XXX	-	XXX	-
Total Certified, Other Non-U.S. Insurers										
CR-3194126	Arch Reins Ltd	XXX	XXX	XXX	XXX	XXX	XXX	XXX	-	-
CR-3190770	Chubb Tempest Reins Ltd	XXX	XXX	XXX	XXX	XXX	XXX	XXX	-	-
CR-3190875	Hiscox Ins Co (Bermuda) Ltd	XXX	XXX	XXX	XXX	XXX	XXX	XXX	-	-
CR-1460023	RenaissanceRe Europe AG	XXX	XXX	XXX	XXX	XXX	XXX	XXX	-	-
CR-3191315	XL Bermuda Ltd	XXX	XXX	XXX	XXX	XXX	XXX	XXX	-	-
4099999	- Total Certified, Other Non-U.S. Insurers	-	-	-	-	-	-	-	-	-
4299999	- Total Certified Excluding Protected Cells	-	-	-	-	-	-	-	-	-
5799999	- Total Authorized, Unauthorized, Reciprocal Jurisdiction and Certified Excluding Protected Cells	-	-	-	-	-	-	-	-	-
9999999	- Totals	-	-	-	-	-	-	-	-	-

SCHEDULE F - PART 4

Issuing or Confirming Banks for Letters of Credit from Schedule F, Part 3 (\$000 Omitted)

1 Issuing or Confirming Bank Reference Number Used in Col. 23 of Sch F Part 3	2 Letters of Credit Code	3 American Bankers Association (ABA) Routing Number	4 Issuing or Confirming Bank Name	5 Letters of Credit Amount
1		026004226	Societe Generale	4
2		026009632	MUFG Bank	4
3		981390502	Lloyds Corporate Markets	4
4		021000089	Citibank	1
5		026009917	Australia & New Zealand Banking Group	3
6		026009593	Bank of America	4
7		021000089	Citibank	5
8		073000228	Wells Fargo	8
9		026002574	Barclays	17
10		021000089	Citibank	3
11		026008044	Commerzbank	8
12		021000089	Citibank	-
9999999 - Totals				60

SCHEDULE F - PART 5

Interrogatories for Schedule F, Part 3 (000 Omitted)

A. Report the five largest provisional commission rates included in the cedant's reinsurance treaties. The commission rate to be reported is by contract with ceded premium in excess of \$50,000:

	1 Name of Reinsurer	2 Commission Rate	3 Ceded Premium
1.	GRANGE INS CO		183,437
2.	HARTFORD STEAM BOIL INSPEC & INS CO		1,450
3.	SWISS REINS AMER CORP		548
4.	HANNOVER RUECK SE		390
5.	MUNICH REINS AMER INC		324

B. Report the five largest reinsurance recoverables reported in Schedule F, Part 3, Column 15, due from any one reinsurer (based on-the total recoverables, Schedule F, Part 3, Line 9999999, Column 15, the amount of ceded premium, and indicate whether the recoverables are due from an affiliated insurer.

	1 Name of Reinsurer	2 Total Recoverables	3 Ceded Premiums	4 Affiliated
6.	GRANGE INS CO	150,285	183,437	YES
7.	HARTFORD STEAM BOIL INSPEC & INS CO	1,220	1,450	NO
8.	SWISS REINS AMER CORP	162	548	NO
9.	GENERAL REINS CORP	128	238	NO
10.	HISCOX INS CO BERMUDA LTD	38	38	NO

NOTE: Disclosure of the five largest provisional commission rates should exclude mandatory pools and joint underwriting associations.

SCHEDULE F - PART 6

Restatement of Balance Sheet to Identify Net Credit for Reinsurance

	1	2	3
	As Reported (Net of Ceded)	Restatement Adjustments	Restated (Gross of Ceded)
ASSETS (Page 2, Col. 3)			
1. Cash and invested assets (Line 12)	80,320,998		80,320,998
2. Premiums and considerations (Line 15)			
3. Reinsurance recoverable on loss and loss adjustment expense payments (Line 16.1)			
4. Funds held by or deposited with reinsured companies (Line 16.2)			
5. Other assets	783,405		783,405
6. Net amount recoverable from reinsurers		168,193,534	168,193,534
7. Protected cell assets (Line 27)			
8. Totals (Line 28)	81,104,403	168,193,534	249,297,938
LIABILITIES (Page 3)			
9. Losses and loss adjustment expenses (Lines 1 through 3)	—	84,745,923	84,745,923
10. Taxes, expenses, and other obligations (Lines 4 through 8)	354,050		354,050
11. Unearned premiums (Line 9)		83,447,612	83,447,612
12. Advance premiums (Line 10)			
13. Dividends declared and unpaid (Line 11.1 and 11.2)			
14. Ceded reinsurance premiums payable (net of ceding commissions) (Line 12)			
15. Funds held by company under reinsurance treaties (Line 13)			
16. Amounts withheld or retained by company for account of others (Line 14)			
17. Provision for reinsurance (Line 16)			
18. Other liabilities	868,862		868,862
19. Total liabilities excluding protected cell business (Line 26)	1,222,913	168,193,535	169,416,448
20. Protected cell liabilities (Line 27)			
21. Surplus as regards policyholders (Line 37)	79,881,491	XXX	79,881,491
22. Totals (Line 38)	81,104,403	168,193,535	249,297,938

NOTE: Is the restatement of this exhibit the result of grossing up balances ceded to affiliates under 100 percent reinsurance or pooling arrangements? YES
If yes, give full explanation: The Company participates in a 100% pooling agreement that includes the Company and Integrity Insurance Company and their collective insurance subsidiaries.

(30) Schedule H - Part 1

NONE

(30) Write-Ins for Line 11 - Deductions

NONE

(31) Schedule H - Part 2 - Reserves and Liabilities

NONE

(31) Schedule H - Part 3 - Test of Prior Year's Claim Reserves and Liabilities

NONE

(31) Schedule H - Part 4 - Reinsurance

NONE

(32) Schedule H - Part 5

NONE

(35) Schedule P - Part 1A - Columns 1 to 12

NONE

(35) Schedule P - Part 1A - Columns 13 to 25

NONE

(35) Schedule P - Part 1A - Columns 26 to 36

NONE

(36) Schedule P - Part 1B - Columns 1 to 12

NONE

(36) Schedule P - Part 1B - Columns 13 to 25

NONE

(36) Schedule P - Part 1B - Columns 26 to 36

NONE

(37) Schedule P - Part 1C - Columns 1 to 12

NONE

(37) Schedule P - Part 1C - Columns 13 to 25

NONE

(37) Schedule P - Part 1C - Columns 26 to 36

NONE

(38) Schedule P - Part 1D - Columns 1 to 12

NONE

(38) Schedule P - Part 1D - Columns 13 to 25

NONE

(38) Schedule P - Part 1D - Columns 26 to 36

NONE

(39) Schedule P - Part 1E - Columns 1 to 12

NONE

(39) Schedule P - Part 1E - Columns 13 to 25

NONE

(39) Schedule P - Part 1E - Columns 26 to 36

NONE

(40) Schedule P - Part 1F - Section 1 - Columns 1 to 12

NONE

(40) Schedule P - Part 1F - Section 1 - Columns 13 to 25

NONE

(40) Schedule P - Part 1F - Section 1 - Columns 26 to 36

NONE

(41) Schedule P - Part 1F - Section 2 - Columns 1 to 12

NONE

(41) Schedule P - Part 1F - Section 2 - Columns 13 to 25

NONE

(41) Schedule P - Part 1F - Section 2 - Columns 26 to 36

NONE

(42) Schedule P - Part 1G - Columns 1 to 12

NONE

(42) Schedule P - Part 1G - Columns 13 to 25

NONE

(42) Schedule P - Part 1G - Columns 26 to 36

NONE

(43) Schedule P - Part 1H - Section 1 - Columns 1 to 12

NONE

(43) Schedule P - Part 1H - Section 1 - Columns 13 to 25

NONE

(43) Schedule P - Part 1H - Section 1 - Columns 26 to 36

NONE

(44) Schedule P - Part 1H - Section 2 - Columns 1 to 12

NONE

(44) Schedule P - Part 1H - Section 2 - Columns 13 to 25

NONE

(44) Schedule P - Part 1H - Section 2 - Columns 26 to 36

NONE

(45) Schedule P - Part 1I - Columns 1 to 12

NONE

(45) Schedule P - Part 1I - Columns 13 to 25

NONE

(45) Schedule P - Part 1I - Columns 26 to 36

NONE

(46) Schedule P - Part 1J - Columns 1 to 12

NONE

(46) Schedule P - Part 1J - Columns 13 to 25

NONE

(46) Schedule P - Part 1J - Columns 26 to 36

NONE

(47) Schedule P - Part 1K - Columns 1 to 12

NONE

(47) Schedule P - Part 1K - Columns 13 to 25

NONE

(47) Schedule P - Part 1K - Columns 26 to 36

NONE

(48) Schedule P - Part 1L - Columns 1 to 12

NONE

(48) Schedule P - Part 1L - Columns 13 to 25

NONE

(48) Schedule P - Part 1L - Columns 26 to 36

NONE

(49) Schedule P - Part 1M - Columns 1 to 12

NONE

(49) Schedule P - Part 1M - Columns 13 to 25

NONE

(49) Schedule P - Part 1M - Columns 26 to 36

NONE

(50) Schedule P - Part 1N - Columns 1 to 12

NONE

(50) Schedule P - Part 1N - Columns 13 to 25

NONE

(50) Schedule P - Part 1N - Columns 26 to 36

NONE

(51) Schedule P - Part 1O - Columns 1 to 12

NONE

(51) Schedule P - Part 1O - Columns 13 to 25

NONE

(51) Schedule P - Part 1O - Columns 26 to 36

NONE

(52) Schedule P - Part 1P - Columns 1 to 12

NONE

(52) Schedule P - Part 1P - Columns 13 to 25

NONE

(52) Schedule P - Part 1P - Columns 26 to 36

NONE

(53) Schedule P - Part 1R - Section 1 - Columns 1 to 12

NONE

(53) Schedule P - Part 1R - Section 1 - Columns 13 to 25

NONE

(53) Schedule P - Part 1R - Section 1 - Columns 26 to 36

NONE

(54) Schedule P - Part 1R - Section 2 - Columns 1 to 12

NONE

(54) Schedule P - Part 1R - Section 2 - Columns 13 to 25

NONE

(54) Schedule P - Part 1R - Section 2 - Columns 26 to 36

NONE

(55) Schedule P - Part 1S - Columns 1 to 12

NONE

(55) Schedule P - Part 1S - Columns 13 to 25

NONE

(55) Schedule P - Part 1S - Columns 26 to 36

NONE

(56) Schedule P - Part 1T - Columns 1 to 12

NONE

(56) Schedule P - Part 1T - Columns 13 to 25

NONE

(56) Schedule P - Part 1T - Columns 26 to 36

NONE

(57) Schedule P - Part 2A - Homeowners/Farmowners

NONE

(57) Schedule P - Part 2B - Private Passenger Auto Liability/Medical

NONE

(57) Schedule P - Part 2C - Commercial Auto/Truck Liability/Medical

NONE

(57) Schedule P - Part 2D - Workers' Compensation (Excluding Excess Workers' Compensation)

NONE

(57) Schedule P - Part 2E - Commercial Multiple Peril

NONE

(58) Schedule P - Part 2F - Section 1 - Medical Professional Liability - Occurrence

NONE

(58) Schedule P - Part 2F - Section 2 - Medical Professional Liability - Claims-Made

NONE

(58) Schedule P - Part 2G - Special Liability (Ocean Marine, Aircraft (All Perils), Boiler and Machinery)

NONE

(58) Schedule P - Part 2H - Section 1 - Other Liability - Occurrence

NONE

(58) Schedule P - Part 2H - Section 2 - Other Liability - Claims-Made

NONE

(59) Schedule P - Part 2I - Special Property (Fire, Allied Lines, Inland Marine, Earthquake, Burglary & Theft)

NONE

(59) Schedule P - Part 2J - Auto Physical Damage

NONE

(59) Schedule P - Part 2K - Fidelity, Surety

NONE

(59) Schedule P - Part 2L - Other (Including Credit, Accident and Health)

NONE

(59) Schedule P - Part 2M - International

NONE

(60) Schedule P - Part 2N - Reinsurance - Non Proportional Assumed Property

NONE

(60) Schedule P - Part 2O - Reinsurance - Non Proportional Assumed Liability

NONE

(60) Schedule P - Part 2P - Reinsurance - Non Proportional Assumed Financial Lines

NONE

(61) Schedule P - Part 2R - Section 1 - Products Liability - Occurrence

NONE

(61) Schedule P - Part 2R - Section 2 - Products Liability - Claims-Made

NONE

(61) Schedule P - Part 2S - Financial Guaranty/Mortgage Guaranty

NONE

(61) Schedule P - Part 2T - Warranty

NONE

(62) Schedule P - Part 3A - Homeowners/Farmowners

NONE

(62) Schedule P - Part 3B - Private Passenger Auto Liability/Medical

NONE

(62) Schedule P - Part 3C - Commercial Auto/Truck Liability/Medical

NONE

(62) Schedule P - Part 3D - Workers' Compensation (Excluding Excess Workers' Compensation)

NONE

(62) Schedule P - Part 3E - Commercial Multiple Peril

NONE

(63) Schedule P - Part 3F - Section 1 - Medical Professional Liability - Occurrence

NONE

(63) Schedule P - Part 3F - Section 2 - Medical Professional Liability - Claims-Made

NONE

(63) Schedule P - Part 3G - Special Liability (Ocean Marine, Aircraft (All Perils), Boiler and Machinery)

NONE

(63) Schedule P - Part 3H - Section 1 - Other Liability - Occurrence

NONE

(63) Schedule P - Part 3H - Section 2 - Other Liability - Claims-Made

NONE

(64) Schedule P - Part 3I - Special Property (Fire, Allied Lines, Inland Marine, Earthquake, Burglary & Theft)

NONE

(64) Schedule P - Part 3J - Auto Physical Damage

NONE

(64) Schedule P - Part 3K - Fidelity/Surety

NONE

(64) Schedule P - Part 3L - Other (Including Credit, Accident and Health)

NONE

(64) Schedule P - Part 3M - International

NONE

(65) Schedule P - Part 3N - Reinsurance - Non Proportional Assumed Property

NONE

(65) Schedule P - Part 3O - Reinsurance - Non Proportional Assumed Liability

NONE

(65) Schedule P - Part 3P - Reinsurance - Non Proportional Assumed Financial Lines

NONE

(66) Schedule P - Part 3R - Section 1 - Products Liability - Occurrence

NONE

(66) Schedule P - Part 3R - Section 2 - Products Liability - Claims-Made

NONE

(66) Schedule P - Part 3S - Financial Guaranty/Mortgage Guaranty

NONE

(66) Schedule P - Part 3T - Warranty

NONE

(67) Schedule P - Part 4A - Homeowners/Farmowners

NONE

(67) Schedule P - Part 4B - Private Passenger Auto Liability/Medical

NONE

(67) Schedule P - Part 4C - Commercial Auto/Truck Liability/Medical

NONE

(67) Schedule P - Part 4D - Workers' Compensation (Excluding Excess Workers' Compensation)

NONE

(67) Schedule P - Part 4E - Commercial Multiple Peril

NONE

(68) Schedule P - Part 4F - Section 1 - Medical Professional Liability - Occurrence

NONE

(68) Schedule P - Part 4F - Section 2 - Medical Professional Liability - Claims-Made

NONE

(68) Schedule P - Part 4G - Special Liability (Ocean Marine, Aircraft (All Perils), Boiler and Machinery)

NONE

(68) Schedule P - Part 4H - Section 1 - Other Liability - Occurrence

NONE

(68) Schedule P - Part 4H - Section 2 - Other Liability - Claims-Made

NONE

(69) Schedule P - Part 4I - Special Property (Fire, Allied Lines, Inland Marine, Earthquake, Burglary & Theft)

NONE

(69) Schedule P - Part 4J - Auto Physical Damage

NONE

(69) Schedule P - Part 4K - Fidelity/Surety

NONE

(69) Schedule P - Part 4L - Other (Including Credit, Accident and Health)

NONE

(69) Schedule P - Part 4M - International

NONE

(70) Schedule P - Part 4N - Reinsurance - Non Proportional Assumed Property

NONE

(70) Schedule P - Part 4O - Reinsurance - Non Proportional Assumed Liability

NONE

(70) Schedule P - Part 4P - Reinsurance - Non Proportional Assumed Financial Lines

NONE

(71) Schedule P - Part 4R - Section 1 - Products Liability - Occurrence

NONE

(71) Schedule P - Part 4R - Section 2 - Products Liability - Claims-Made

NONE

(71) Schedule P - Part 4S - Financial Guaranty/Mortgage Guaranty

NONE

(71) Schedule P - Part 4T - Warranty

NONE

(72) Schedule P - Part 5A - Section 1

NONE

(72) Schedule P - Part 5A - Section 2

NONE

(72) Schedule P - Part 5A - Section 3

NONE

(73) Schedule P - Part 5B - Section 1

NONE

(73) Schedule P - Part 5B - Section 2

NONE

(73) Schedule P - Part 5B - Section 3

NONE

(74) Schedule P - Part 5C - Section 1

NONE

(74) Schedule P - Part 5C - Section 2

NONE

(74) Schedule P - Part 5C - Section 3

NONE

(75) Schedule P - Part 5D - Section 1

NONE

(75) Schedule P - Part 5D - Section 2

NONE

(75) Schedule P - Part 5D - Section 3

NONE

(76) Schedule P - Part 5E - Section 1

NONE

(76) Schedule P - Part 5E - Section 2

NONE

(76) Schedule P - Part 5E - Section 3

NONE

(77) Schedule P - Part 5F - Section 1A

NONE

(77) Schedule P - Part 5F - Section 2A

NONE

(77) Schedule P - Part 5F - Section 3A

NONE

(78) Schedule P - Part 5F - Section 1B

NONE

(78) Schedule P - Part 5F - Section 2B

NONE

(78) Schedule P - Part 5F - Section 3B

NONE

(79) Schedule P - Part 5H - Section 1A

NONE

(79) Schedule P - Part 5H - Section 2A

NONE

(79) Schedule P - Part 5H - Section 3A

NONE

(80) Schedule P - Part 5H - Section 1B

NONE

(80) Schedule P - Part 5H - Section 2B

NONE

(80) Schedule P - Part 5H - Section 3B

NONE

(81) Schedule P - Part 5R - Section 1A

NONE

(81) Schedule P - Part 5R - Section 2A

NONE

(81) Schedule P - Part 5R - Section 3A

NONE

(82) Schedule P - Part 5R - Section 1B

NONE

(82) Schedule P - Part 5R - Section 2B

NONE

(82) Schedule P - Part 5R - Section 3B

NONE

(83) Schedule P - Part 5T - Section 1

NONE

(83) Schedule P - Part 5T - Section 2

NONE

(83) Schedule P - Part 5T - Section 3

NONE

(84) Schedule P - Part 6C - Commercial Auto/Truck Liability/Medical - Section 1

NONE

(84) Schedule P - Part 6C - Commercial Auto/Truck Liability/Medical - Section 2

NONE

(84) Schedule P - Part 6D - Workers' Compensation (Excluding Excess Workers' Compensation) - Section 1

NONE

(84) Schedule P - Part 6D - Workers' Compensation (Excluding Excess Workers' Compensation) - Section 2

NONE

(85) Schedule P - Part 6E - Commercial Multiple Peril - Section 1

NONE

(85) Schedule P - Part 6E - Commercial Multiple Peril - Section 2

NONE

(85) Schedule P - Part 6H - Other Liability - Occurrence - Section 1A

NONE

(85) Schedule P - Part 6H - Other Liability - Occurrence - Section 2A

NONE

(86) Schedule P - Part 6H - Other Liability - Claims-Made - Section 1B

NONE

(86) Schedule P - Part 6H - Other Liability - Claims-Made - Section 2B

NONE

(86) Schedule P - Part 6M - International - Section 1

NONE

(86) Schedule P - Part 6M - International - Section 2

NONE

(87) Schedule P - Part 6N - Nonproportional Assumed Property - Section 1

NONE

(87) Schedule P - Part 6N - Nonproportional Assumed Property - Section 2

NONE

(87) Schedule P - Part 6O - Nonproportional Assumed Liability - Section 1

NONE

(87) Schedule P - Part 6O - Nonproportional Assumed Liability - Section 2

NONE

(88) Schedule P - Part 6R - Products Liability - Occurrence - Section 1A

NONE

(88) Schedule P - Part 6R - Products Liability - Occurrence - Section 2A

NONE

(88) Schedule P - Part 6R - Products Liability - Claims-Made - Section 1B

NONE

(88) Schedule P - Part 6R - Products Liability - Claims-Made - Section 2B

NONE

(89) Schedule P - Part 7A - Primary Loss Sensitive Contracts - Section 1

NONE

(89) Schedule P - Part 7A - Primary Loss Sensitive Contracts - Section 2

NONE

(89) Schedule P - Part 7A - Primary Loss Sensitive Contracts - Section 3

NONE

(90) Schedule P - Part 7A - Primary Loss Sensitive Contracts - Section 4

NONE

(90) Schedule P - Part 7A - Primary Loss Sensitive Contracts - Section 5

NONE

(91) Schedule P - Part 7B - Reinsurance Loss Sensitive Contracts - Section 1

NONE

(91) Schedule P - Part 7B - Reinsurance Loss Sensitive Contracts - Section 2

NONE

(91) Schedule P - Part 7B - Reinsurance Loss Sensitive Contracts - Section 3

NONE

(92) Schedule P - Part 7B - Reinsurance Loss Sensitive Contracts - Section 4

NONE

(92) Schedule P - Part 7B - Reinsurance Loss Sensitive Contracts - Section 5

NONE

(92) Schedule P - Part 7B - Reinsurance Loss Sensitive Contracts - Section 6

NONE

(92) Schedule P - Part 7B - Reinsurance Loss Sensitive Contracts - Section 7

NONE

SCHEDULE P INTERROGATORIES

1. The following questions relate to yet-to-be-issued Extended Reporting Endorsements (EREs) arising from Death, Disability, or Retirement (DDR) provisions in Medical Professional Liability Claims Made insurance policies. EREs provided for reasons other than DDR are not to be included.
 - 1.1. Does the company issue Medical Professional Liability Claims Made insurance policies that provide tail (also known as an extended reporting endorsement, or "ERE") benefits in the event of Death, Disability, or Retirement (DDR) at a reduced charge or at no additional cost? If the answer to question 1.1 is "no", leave the following questions blank. If the answer to question 1.1 is "yes", please answer the following questions:..... NO.....
 - 1.2. What is the total amount of the reserve for that provision (DDR Reserve), as reported, explicitly or not, elsewhere in this statement (in dollars)?..... \$.....
 - 1.3. Does the company report any DDR reserve as Unearned Premium Reserve per SSAP No. 65?.....
 - 1.4. Does the company report any DDR reserve as loss or loss adjustment expense reserve?.....
 - 1.5. If the company reports DDR reserve as Unearned Premium Reserve, does that amount match the figure on the Underwriting and Investment Exhibit, Part 1A - Recapitulation of all Premiums (Page 7) Column 2, Lines 11.1 plus 11.2?.....

1.6 If the company reports DDR reserve as loss or loss adjustment expense reserve, please complete the following table corresponding to where these reserves are reported in Schedule P:

Years in Which Premiums Were Earned and Losses Were Incurred	DDR Reserve Included in Schedule P, Part 1F, Medical Professional Liability Column 24: Total Net Losses and Expenses Unpaid	
	1 Section 1: Occurrence	2 Section 2: Claims-Made
1.601 Prior.....		
1.602 2012.....		
1.603 2013.....		
1.604 2014.....		
1.605 2015.....		
1.606 2016.....		
1.607 2017.....		
1.608 2018.....		
1.609 2019.....		
1.610 2020.....		
1.611 2021.....		
1.612 Totals.....		

2. The definition of allocated loss adjustment expenses (ALAE) and, therefore, unallocated loss adjustment expenses (ULAE) was changed effective January 1, 1998. This change in definition applies to both paid and unpaid expenses. Are these expenses (now reported as "Defense and Cost Containment" and "Adjusting and Other") reported in compliance with these definitions in this statement?..... YES.....
3. The Adjusting and Other expense payments and reserves should be allocated to the years in which the losses were incurred based on the number of claims reported, closed and outstanding in those years. When allocating Adjusting and Other expense between companies in a group or a pool, the Adjusting and Other expense should be allocated in the same percentage used for the loss amounts and the claim counts. For reinsurers, Adjusting and Other expense assumed should be reported according to the reinsurance contract. For Adjusting and Other expense incurred by reinsurers, or in those situations where suitable claim count information is not available, Adjusting and Other expense should be allocated by a reasonable method determined by the company and described in Interrogatory 7, below. Are they so reported in this Statement?..... YES.....
4. Do any lines in Schedule P include reserves that are reported gross of any discount to present value of future payments, and that are reported net of such discounts on Page 10?..... NO.....
 If yes, proper disclosure must be made in the Notes to Financial Statements, as specified in the Instructions. Also, the discounts must be reported in Schedule P - Part 1, Columns 32 and 33.
 Schedule P must be completed gross of non-tabular discounting. Work papers relating to discount calculations must be available for examination upon request.
 Discounting is allowed only if expressly permitted by the state insurance department to which this Annual Statement is being filed.
5. What were the net premiums (in thousands of dollars) in force at the end of the year for:
 - 5.1. Fidelity..... \$.....
 - 5.2. Surety..... \$.....
6. Claim count information is reported per claim or per claimant (indicate which)..... CLAIMANT.....
 If not the same in all years, explain in Interrogatory 7.
- 7.1. The information provided in Schedule P will be used by many persons to estimate the adequacy of the current loss and expense reserves, among other things. Are there any especially significant events, coverage, retention or accounting changes that have occurred that must be considered when making such analyses?..... YES.....
- 7.2. An extended statement may be attached.....
 As of 1/1/2017, the intercompany pooling agreement was amended. The intercompany pooling agreement now cedes underwriting results back only to the two parent companies, Grange Insurance Company and Integrity Insurance Company, with their respective stock subsidiary companies receiving 0% from the pool. Grange Insurance Company remains the lead company.

SCHEDULE T – PART 2
 INTERSTATE COMPACT – EXHIBIT OF PREMIUMS WRITTEN
 Allocated By States And Territories

States, Etc.		Direct Business Only					Totals
		1 Life (Group and Individual)	2 Annuities (Group and Individual)	3 Disability Income (Group and Individual)	4 Long-Term Care (Group and Individual)	5 Deposit-Type Contracts	
1.	Alabama	AL					
2.	Alaska	AK					
3.	Arizona	AZ					
4.	Arkansas	AR					
5.	California	CA					
6.	Colorado	CO					
7.	Connecticut	CT					
8.	Delaware	DE					
9.	District of Columbia	DC					
10.	Florida	FL					
11.	Georgia	GA					
12.	Hawaii	HI					
13.	Idaho	ID					
14.	Illinois	IL					
15.	Indiana	IN					
16.	Iowa	IA					
17.	Kansas	KS					
18.	Kentucky	KY					
19.	Louisiana	LA					
20.	Maine	ME					
21.	Maryland	MD					
22.	Massachusetts	MA					
23.	Michigan	MI					
24.	Minnesota	MN					
25.	Mississippi	MS					
26.	Missouri	MO					
27.	Montana	MT					
28.	Nebraska	NE					
29.	Nevada	NV					
30.	New Hampshire	NH					
31.	New Jersey	NJ					
32.	New Mexico	NM					
33.	New York	NY					
34.	North Carolina	NC					
35.	North Dakota	ND					
36.	Ohio	OH					
37.	Oklahoma	OK					
38.	Oregon	OR					
39.	Pennsylvania	PA					
40.	Rhode Island	RI					
41.	South Carolina	SC					
42.	South Dakota	SD					
43.	Tennessee	TN					
44.	Texas	TX					
45.	Utah	UT					
46.	Vermont	VT					
47.	Virginia	VA					
48.	Washington	WA					
49.	West Virginia	WV					
50.	Wisconsin	WI					
51.	Wyoming	WY					
52.	American Samoa	AS					
53.	Guam	GU					
54.	Puerto Rico	PR					
55.	US Virgin Islands	VI					
56.	Northern Mariana Islands	MP					
57.	Canada	CAN					
58.	Aggregate Other Alien	OT					
59.	Totals						

NONE

SCHEDULE Y

PART 1A - DETAIL OF INSURANCE HOLDING COMPANY SYSTEM

1	2	3	4	5	6	7	8	9	10	11	12	13	14	15	16
Group Code	Group Name	NAIC Company Code	ID Number	Federal RSSD	CIK	Name of Securities Exchange if Publicly Traded (U.S. or International)	Names of Parent, Subsidiaries or Affiliates	Domiciliary Location	Relationship to Reporting Entity	Directly Controlled by (Name of Entity/Person)	Type of Control (Ownership, Board, Management, Attorney-in-Fact, Influence, Other)	If Control is Ownership Provide Percentage	Ultimate Controlling Entity(ies) / Person(s)	Is an SCA Filing Required? (Yes/No)	*
0267	GRANGE INSURANCE POOL	14060	31-4192970				GRANGE INSURANCE COMPANY	OH	UDP	GRANGE HOLDINGS, INC.	OWNERSHIP	100.000	GRANGE MUTUAL HOLDING COMPANY	N	
0267	GRANGE INSURANCE POOL	40118	41-1405571				TRUSTGARD INSURANCE COMPANY	OH	RE	GRANGE INSURANCE COMPANY	OWNERSHIP	100.000	GRANGE MUTUAL HOLDING COMPANY	N	
0267	GRANGE INSURANCE POOL	10322	31-1432675				GRANGE INDEMNITY INSURANCE COMPANY	OH	IA	GRANGE INSURANCE COMPANY	OWNERSHIP	100.000	GRANGE MUTUAL HOLDING COMPANY	N	
0267	GRANGE INSURANCE POOL	11136	31-1769414				GRANGE INSURANCE COMPANY OF MICHIGAN	OH	IA	GRANGE INSURANCE COMPANY	OWNERSHIP	100.000	GRANGE MUTUAL HOLDING COMPANY	N	
0267	GRANGE INSURANCE POOL	14303	39-0367560				INTEGRITY INSURANCE COMPANY	OH	IA	GRANGE HOLDINGS, INC.	OWNERSHIP	100.000	GRANGE MUTUAL HOLDING COMPANY	N	
0267	GRANGE INSURANCE POOL	11982	42-1610213				GRANGE PROPERTY & CASUALTY INSURANCE COMPANY	OH	IA	GRANGE INSURANCE COMPANY	OWNERSHIP	100.000	GRANGE MUTUAL HOLDING COMPANY	N	
0267	GRANGE INSURANCE POOL	10288	81-3455935				INTEGRITY SELECT INSURANCE COMPANY	OH	IA	INTEGRITY INSURANCE COMPANY	OWNERSHIP	100.000	GRANGE MUTUAL HOLDING COMPANY	N	
0267	GRANGE INSURANCE POOL	12986	41-2236417				INTEGRITY PROPERTY & CASUALTY INSURANCE COMPANY	OH	IA	INTEGRITY INSURANCE COMPANY	OWNERSHIP	100.000	GRANGE MUTUAL HOLDING COMPANY	N	
			31-1145043				GRANGEAMERICA	OH	NIA	GRANGE HOLDINGS, INC.	OWNERSHIP	100.000	GRANGE MUTUAL HOLDING COMPANY	N	
			31-1193707				NORTHVIEW INSURANCE AGENCY	OH	NIA	GRANGE HOLDINGS, INC.	OWNERSHIP	100.000	GRANGE MUTUAL HOLDING COMPANY	N	
			83-2982350				GRANGE MUTUAL HOLDING COMPANY	OH	UIP	GRANGE MUTUAL HOLDING COMPANY	Board of Directors		GRANGE MUTUAL HOLDING COMPANY	N	
			83-2949300				GRANGE HOLDINGS, INC.	OH	UIP	GRANGE MUTUAL HOLDING COMPANY	OWNERSHIP	100.000	GRANGE MUTUAL HOLDING COMPANY	N	

Asterisk	Explanation

SCHEDULE Y

PART 2 - SUMMARY OF INSURER'S TRANSACTIONS WITH ANY AFFILIATES

1	2	3	4	5	6	7	8	9	10	11	12	13
NAIC Company Code	ID Number	Names of Insurers and Parent, Subsidiaries or Affiliates	Shareholder Dividends	Capital Contributions	Purchases, Sales or Exchanges of Loans, Securities, Real Estate, Mortgage Loans or Other Investments	Income/ (Disbursements) Incurred in Connection with Guarantees or Undertakings for the Benefit of any Affiliate(s)	Management Agreements and Service Contracts	Income/ (Disbursements) Incurred Under Reinsurance Agreements	*	Any Other Material Activity Not in the Ordinary Course of the Insurer's Business	Totals	Reinsurance Recoverable/ (Payable) on Losses and/or Reserve Credit Taken/ (Liability)
14060	31-4192970	GRANGE INSURANCE COMPANY	(98,500,000)				29,074,479				(69,425,521)	(846,839,171)
40118	41-1405571	TRUSTGARD INSURANCE COMPANY										167,411,089
10322	31-1432675	GRANGE INDEMNITY INSURANCE COMPANY										267,092,109
11136	31-1769414	GRANGE INSURANCE COMPANY OF MICHIGAN										38,563,480
14303	39-0367560	INTEGRITY INSURANCE COMPANY					(32,678,640)				(32,678,640)	146,307,094
11982	42-1610213	GRANGE PROPERTY & CASUALTY INSURANCE CO.										128,172,152
12986	41-2236417	INTEGRITY PROPERTY & CASUALTY INS. CO.										79,400,756
10288	81-3455935	INTEGRITY SELECT INSURANCE COMPANY										19,892,491
00000	31-1145043	GRANGEAMERICA					212,822				212,822	
00000	31-1193707	NORTHVIEW INSURANCE AGENCY					63,818				63,818	
00000	83-2982350	GRANGE MUTUAL HOLDING COMPANY										
00000	83-2949300	GRANGE HOLDINGS, INC.	98,500,000				3,327,521				101,827,521	
9999999	Control Totals		-				-		XXX		-	-

SCHEDULE Y

PART 3 - ULTIMATE CONTROLLING PARTY AND LISTING OF OTHER U.S. INSURANCE GROUPS OR ENTITIES UNDER THAT ULTIMATE CONTROLLING PARTY'S CONTROL

1 Insurers in Holding Company	2 Owners with Greater than 10% Ownership	3 Ownership Percentage Column 2 of Column 1	4 Granted Disclaimer of Control / Affiliation of Column 2 Over Column 1 (Yes/No)	5 Ultimate Controlling Party	6 U.S. Insurance Groups or Entities Controlled by Column 5	7 Ownership Percentage (Column 5 of Column 6)	8 Granted Disclaimer of Control / Affiliation of Column 5 Over Column 6 (Yes/No)
GRANGE INSURANCE COMPANY	GRANGE HOLDINGS, INC.	100.000 %	NO	GRANGE MUTUAL HOLDING COMPANY	GRANGE INSURANCE POOL	100.000 %	NO
TRUSTGARD INSURANCE COMPANY	GRANGE INSURANCE COMPANY	100.000 %	NO	GRANGE MUTUAL HOLDING COMPANY	GRANGE INSURANCE POOL	100.000 %	NO
GRANGE INDEMNITY INSURANCE COMPANY	GRANGE INSURANCE COMPANY	100.000 %	NO	GRANGE MUTUAL HOLDING COMPANY	GRANGE INSURANCE POOL	100.000 %	NO
GRANGE INSURANCE COMPANY OF MICHIGAN	GRANGE INSURANCE COMPANY	100.000 %	NO	GRANGE MUTUAL HOLDING COMPANY	GRANGE INSURANCE POOL	100.000 %	NO
INTEGRITY INSURANCE COMPANY	GRANGE HOLDINGS, INC.	100.000 %	NO	GRANGE MUTUAL HOLDING COMPANY	GRANGE INSURANCE POOL	100.000 %	NO
GRANGE PROPERTY & CASUALTY INSURANCE COMPANY	GRANGE INSURANCE COMPANY	100.000 %	NO	GRANGE MUTUAL HOLDING COMPANY	GRANGE INSURANCE POOL	100.000 %	NO
INTEGRITY SELECT INSURANCE COMPANY	INTEGRITY INSURANCE COMPANY	100.000 %	NO	GRANGE MUTUAL HOLDING COMPANY	GRANGE INSURANCE POOL	100.000 %	NO
INTEGRITY PROPERTY & CASUALTY INSURANCE COMPANY	INTEGRITY INSURANCE COMPANY	100.000 %	NO	GRANGE MUTUAL HOLDING COMPANY	GRANGE INSURANCE POOL	100.000 %	NO

SUPPLEMENTAL EXHIBITS AND SCHEDULES INTERROGATORIES























The following supplemental reports are required to be filed as part of your statement filing unless specifically waived by the domiciliary state. However, in the event that your domiciliary state waives the filing requirement, your response of WAIVED to the specific interrogatory will be accepted in lieu of filing a "NONE" report and a bar code will be printed below. If the supplement is required of your company but is not being filed for whatever reason, enter SEE EXPLANATION and provide an explanation following the interrogatory questions.

	Response
March Filing	
1. Will an actuarial opinion be filed by March 1?	YES
2. Will the Supplemental Compensation Exhibit be filed with the state of domicile by March 1?	YES
3. Will the confidential Risk-based Capital Report be filed with the NAIC by March 1?	YES
4. Will the confidential Risk-based Capital Report be filed with the state of domicile, if required, by March 1?	YES
April Filing	
5. Will the Insurance Expense Exhibit be filed with the state of domicile and the NAIC by April 1?	YES
6. Will Management's Discussion and Analysis be filed by April 1?	YES
7. Will the Supplemental Investment Risks Interrogatories be filed by April 1?	YES
May Filing	
8. Will this company be included in a combined annual statement that is filed with the NAIC by May 1?	YES
June Filing	
9. Will an audited financial report be filed by June 1?	YES
10. Will Accountants Letter of Qualifications be filed with the state of domicile and electronically with the NAIC by June 1?	YES

The following supplemental reports are required to be filed as part of your statement filing **if your company is engaged in the type of business covered by the supplement. However, in the event that your company does not transact the type of business for which the special report must be filed, your response of NO to the specific interrogatory will be accepted in lieu of filing a "NONE" report and a bar code will be printed below.** If the supplement is required of your company but is not being filed for whatever reason, enter SEE EXPLANATION and provide an explanation following the interrogatory questions.

	Response
March Filing	
11. Will Schedule SIS (Stockholder Information Supplement) be filed with the state of domicile by March 1?	NO
12. Will the Financial Guaranty Insurance Exhibit be filed by March 1?	NO
13. Will the Medicare Supplement Insurance Experience Exhibit be filed with the state of domicile and the NAIC by March 1?	NO
14. Will Supplement A to Schedule T (Medical Professional Liability Supplement) be filed by March 1?	NO
15. Will the Trusteed Surplus Statement be filed with the state of domicile and the NAIC by March 1?	NO
16. Will the Premiums Attributed to Protected Cells Exhibit be filed by March 1?	NO
17. Will the Reinsurance Summary Supplemental Filing for General Interrogatory 9 be filed with the state of domicile and the NAIC by March 1?	NO
18. Will the Medicare Part D Coverage Supplement be filed with the state of domicile and the NAIC by March 1?	NO
19. Will the confidential Actuarial Opinion Summary be filed with the state of domicile, if required, by March 15 (or the date otherwise specified)?	YES
20. Will the Reinsurance Attestation Supplement be filed with the state of domicile and the NAIC by March 1?	YES
21. Will the Exceptions to the Reinsurance Attestation Supplement be filed with the state of domicile by March 1?	YES
22. Will the Bail Bond Supplement be filed with the state of domicile and the NAIC by March 1?	NO
23. Will the Director and Officer Insurance Coverage Supplement be filed with the state of domicile and the NAIC by March 1?	NO
24. Will an approval from the reporting entity's state of domicile for relief related to the five-year rotation requirement for lead audit partner be filed electronically with the NAIC by March 1?	NO
25. Will an approval from the reporting entity's state of domicile for relief related to the one-year cooling off period for independent CPA be filed electronically with the NAIC by March 1?	NO
26. Will an approval from the reporting entity's state of domicile for relief related to the Requirements for Audit Committees be filed electronically with the NAIC by March 1?	NO
27. Will the Supplemental Schedule for Reinsurance Counterparty Reporting Exception – Asbestos and Pollution contracts be filed with the state of domicile and the NAIC by March 1?	NO
April Filing	
28. Will the Credit Insurance Experience Exhibit be filed with the state of domicile and the NAIC by April 1?	NO
29. Will the Long-term Care Experience Reporting Forms be filed with the state of domicile and the NAIC by April 1?	NO
30. Will the Accident and Health Policy Experience Exhibit be filed by April 1?	NO
31. Will the Supplemental Health Care Exhibit (Parts 1, 2 and 3) be filed with the state of domicile and the NAIC by April 1?	NO
32. Will the regulator-only (non-public) Supplemental Health Care Exhibit's Allocation Report be filed with the state of domicile and the NAIC by April 1?	NO
33. Will the Cybersecurity and Identity Theft Insurance Coverage Supplement be filed with the state of domicile and the NAIC by April 1?	YES
34. Will the Life, Health & Annuity Guaranty Association Assessable Premium Exhibit – Parts 1 and 2 be filed with the state of domicile and the NAIC by April 1?	NO
35. Will the Private Flood Insurance Supplement be filed with the state of domicile and the NAIC by April 1?	NO
36. Will the Mortgage Guaranty Insurance Exhibit be filed with the state of domicile and the NAIC by April 1?	NO
August Filing	
37. Will Management's Report of Internal Control Over Financial Reporting be filed with the state of domicile by August 1?	YES

SUPPLEMENTAL EXHIBITS AND SCHEDULES INTERROGATORIES

1.	Explanation	Barcode
2.		
3.		
4.		
5.		
6.		
7.		
8.		
9.		
10.		
11.	No business written.	 4 0 1 1 8 2 0 2 1 4 2 0 0 0 0 0 0
12.	No business written.	 4 0 1 1 8 2 0 2 1 2 4 0 0 0 0 0 0
13.	No business written.	 4 0 1 1 8 2 0 2 1 3 6 0 0 0 0 0 0
14.	No business written.	 4 0 1 1 8 2 0 2 1 4 5 5 0 0 0 0 0
15.	No business written.	 4 0 1 1 8 2 0 2 1 4 9 0 0 0 0 0 0
16.	No business written.	 4 0 1 1 8 2 0 2 1 3 8 5 0 0 0 0 0
17.	No business written.	 4 0 1 1 8 2 0 2 1 4 0 1 0 0 0 0 0
18.	No business written.	 4 0 1 1 8 2 0 2 1 3 6 5 0 0 0 0 0
19.		
20.		
21.		
22.	No business written.	 4 0 1 1 8 2 0 2 1 5 0 0 0 0 0 0 0
23.	No business written.	 4 0 1 1 8 2 0 2 1 5 0 5 0 0 0 0 0
24.	No business written.	 4 0 1 1 8 2 0 2 1 2 2 4 0 0 0 0 0
25.	No business written.	 4 0 1 1 8 2 0 2 1 2 2 5 0 0 0 0 0
26.	No business written.	 4 0 1 1 8 2 0 2 1 2 2 6 0 0 0 0 0
27.	No business written.	 4 0 1 1 8 2 0 2 1 5 5 5 0 0 0 0 0
28.	No business written.	 4 0 1 1 8 2 0 2 1 2 3 0 0 0 0 0 0
29.	No business written.	 4 0 1 1 8 2 0 2 1 3 0 6 0 0 0 0 0
30.	No business written.	 4 0 1 1 8 2 0 2 1 2 1 0 0 0 0 0 0
31.	No business written.	 4 0 1 1 8 2 0 2 1 2 1 6 0 0 0 0 0
32.	No business written.	 4 0 1 1 8 2 0 2 1 2 1 7 0 0 0 0 0
33.		
34.	No business written.	 4 0 1 1 8 2 0 2 1 2 9 0 0 0 0 0 0
35.	No business written.	 4 0 1 1 8 2 0 2 1 5 6 0 0 0 0 0 0
36.	No business written.	 4 0 1 1 8 2 0 2 1 5 6 5 0 0 0 0 0
37.		

OVERFLOW PAGE FOR WRITE-INS

UNDERWRITING AND INVESTMENT – EXHIBIT PART 1B – PREMIUMS WRITTEN

	1 Direct Business (a)	Reinsurance Assumed		Reinsurance Ceded		6 Net Premiums Written Cols. 1+2+3-4-5
		2 From Affiliates	3 From Non-Affiliates	4 To Affiliates	5 To Non-Affiliates	
3404.....						
3405.....						
3406.....						
3497. Summary of remaining write-ins for Line 34 from overflow page.....						

UNDERWRITING AND INVESTMENT EXHIBIT - PART 2 - LOSSES PAID AND INCURRED

	Losses Paid Less Salvage				5 Net Losses Unpaid Current Year (Part 2A, Col. 8)	6 Net Losses Unpaid Prior Year	7 Losses Incurred Current Year (Cols. 4 + 5 - 6)	8 Percentage of Losses Incurred (Col. 7, Part 2) to Premiums Earned (Col. 4, Part 1)
	1 Direct Business	2 Reinsurance Assumed	3 Reinsurance Recovered	4 Net Payments (Cols. 1 + 2 - 3)				
3404.....								
3405.....								
3406.....								
3497. Summary of remaining write-ins for Line 34 from overflow page.....								

UNDERWRITING AND INVESTMENT EXHIBIT – PART 3 – EXPENSES

	1 Loss Adjustment Expenses	2 Other Underwriting Expenses	3 Investment Expenses	4 Total
2404. Investment Banking Fees.....			66,214	66,214
2497. Summary of remaining write-ins for Line 24 from overflow page.....			66,214	66,214

OVERFLOW PAGE FOR WRITE-INS

UNDERWRITING AND INVESTMENT EXHIBIT - PART 2A - UNPAID LOSSES AND LOSS ADJUSTMENT EXPENSES

	Reported Losses				Incurred But Not Reported			8	9
	1	2	3	4	5	6	7		
	Direct	Reinsurance Assumed	Deduct Reinsurance Recoverable	Net Losses Excl. Incurred But Not Reported (Cols. 1+2-3)	Direct	Reinsurance Assumed	Reinsurance Ceded	Net Losses Unpaid (Cols. 4 + 5 + 6 - 7)	Net Unpaid Loss Adjustment Expenses
3404.									
3405.									
3406.									
3497. Summary of remaining write-ins for Line 34 from overflow page.....									