



ANNUAL STATEMENT

For the Year Ended December 31, 2021
of the Condition and Affairs of the

NATIONWIDE AFFINITY INSURANCE COMPANY OF AMERICA

NAIC Group Code.....	0140, 0140 (Current Period) (Prior Period)	NAIC Company Code.....	26093	Employer's ID Number.....	48-0470690
Organized under the Laws of OH		State of Domicile or Port of Entry	OH	Country of Domicile	US
Incorporated/Organized.....	May 2, 1924	Commenced Business.....	June 23, 1924		
Statutory Home Office	ONE WEST NATIONWIDE BLVD. .. COLUMBUS .. OH .. US .. 43215-2220 <i>(Street and Number) (City or Town, State, Country and Zip Code)</i>				
Main Administrative Office	ONE WEST NATIONWIDE BLVD. .. COLUMBUS .. OH .. US .. 43215-2220 <i>(Street and Number) (City or Town, State, Country and Zip Code)</i>			614-249-7111	<i>(Area Code) (Telephone Number)</i>
Mail Address	ONE WEST NATIONWIDE BLVD., 1-14-301 .. COLUMBUS .. OH .. US .. 43215-2220 <i>(Street and Number or P. O. Box) (City or Town, State, Country and Zip Code)</i>				
Primary Location of Books and Records	ONE WEST NATIONWIDE BLVD., 1-14-301 .. COLUMBUS .. OH .. US .. 43215-2220 <i>(Street and Number) (City or Town, State, Country and Zip Code)</i>			614-249-9724	<i>(Area Code) (Telephone Number)</i>
Internet Web Site Address	WWW.NATIONWIDE.COM				
Statutory Statement Contact	ANDREA D IACOBONI <i>(Name)</i> FINRPT@NATIONWIDE.COM <i>(E-Mail Address)</i>			614-249-9724	<i>(Area Code) (Telephone Number) (Extension)</i>
				866-315-1430	<i>(Fax Number)</i>

OFFICERS

Name	Title	Name	Title
1. MARK ALLEN BERVEN	PRESIDENT & COO	2. DENISE LYNN SKINGLE	SVP & SECRETARY
3. ELIZABETH HUAN SONG KITTO	VP & TREASURER		

OTHER

PAMELA ANN BIESECKER SVP-HEAD OF TAXATION

DIRECTORS OR TRUSTEES

MARK ALLEN BERVEN	GARY ANTHONY DOUGLAS	OSCAR GUERRERO	ANGELA CATHERINE KLETT
ELIZABETH MARGARET RICZKO			

State of..... OHIO
County of..... FRANKLIN

The officers of this reporting entity being duly sworn, each depose and say that they are the described officers of said reporting entity, and that on the reporting period stated above, all of the herein described assets were the absolute property of the said reporting entity, free and clear from any liens or claims thereon, except as herein stated, and that this statement, together with related exhibits, schedules and explanations therein contained, annexed or referred to, is a full and true statement of all the assets and liabilities and of the condition and affairs of the said reporting entity as of the reporting period stated above, and of its income and deductions therefrom for the period ended, and have been completed in accordance with the NAIC *Annual Statement Instructions and Accounting Practices and Procedures* manual except to the extent that: (1) state law may differ; or, (2) that state rules or regulations require differences in reporting not related to accounting practices and procedures, according to the best of their information, knowledge and belief, respectively. Furthermore, the scope of this attestation by the described officers also includes the related corresponding electronic filing with the NAIC, when required, that is an exact copy (except for formatting differences due to electronic filing) of the enclosed statement. The electronic filing may be requested by various regulators in lieu of or in addition to the enclosed statement.

(Signature)	(Signature)	(Signature)
MARK ALLEN BERVEN	DENISE LYNN SKINGLE	ELIZABETH HUAN SONG KITTO
1. (Printed Name)	2. (Printed Name)	3. (Printed Name)
PRESIDENT & COO	SVP & SECRETARY	VP & TREASURER
(Title)	(Title)	(Title)

Subscribed and sworn to before me
This 8th day of February 2022

a. Is this an original filing? Yes [X] No []
b. If no
1. State the amendment number _____
2. Date filed _____
3. Number of pages attached _____



ANDREW SWARTZEL
NOTARY PUBLIC • STATE OF OHIO
Comm. No. 2021-RE-839107
My Commission Expires Oct. 24, 2026

EXHIBIT OF PREMIUMS AND LOSSES (Statutory Page 14)



NAIC Group Code.....0140 NAIC Company Code....26093

BUSINESS IN THE STATE OF ALASKA DURING THE YEAR

Line of Business	Gross Premiums, Including Policy and Membership Fees, Less Return Premiums and Premiums on Policies not Taken		3 Dividends Paid or Credited to Policyholders on Direct Business	4 Direct Unearned Premium Reserves	5 Direct Losses Paid (deducting salvage)	6 Direct Losses Incurred	7 Direct Losses Unpaid	8 Direct Defense and Cost Containment Expense Paid	9 Direct Defense and Cost Containment Expense Incurred	10 Direct Defense and Cost Containment Expense Unpaid	11 Commissions and Brokerage Expenses	12 Taxes, Licenses and Fees
	1 Direct Premiums Written	2 Direct Premiums Earned										
1. Fire.....												
2.1 Allied lines.....												
2.2 Multiple peril crop.....												
2.3 Federal flood.....												
2.4 Private crop.....												
2.5 Private flood.....												
3. Farmowners multiple peril.....												
4. Homeowners multiple peril.....												2,350
5.1 Commercial multiple peril (non-liability portion).....												
5.2 Commercial multiple peril (liability portion).....												
6. Mortgage guaranty.....												
8. Ocean marine.....												
9. Inland marine.....												
10. Financial guaranty.....												
11. Medical professional liability.....												
12. Earthquake.....												
13. Group accident and health (b).....												
14. Credit A&H (group and individual).....												
15.1 Collectively renewable A&H (b).....												
15.2 Non-cancelable A&H (b).....												
15.3 Guaranteed renewable A&H (b).....												
15.4 Non-renewable for stated reasons only (b).....												
15.5 Other accident only.....												
15.6 Medicare Title XVIII exempt from state taxes or fees.....												
15.7 All other A&H (b).....												
15.8 Federal employees health benefits plan premium.....												
16. Workers' compensation.....												
17.1 Other liability-occurrence.....												
17.2 Other liability-claims-made.....												
17.3 Excess workers' compensation.....												
18. Products liability.....												
19.1 Private passenger auto no-fault (personal injury protection).....												
19.2 Other private passenger auto liability.....	(312)	(312)										715
19.3 Commercial auto no-fault (personal injury protection).....												
19.4 Other commercial auto liability.....												
21.1 Private passenger auto physical damage.....												
21.2 Commercial auto physical damage.....												
22. Aircraft (all perils).....												
23. Fidelity.....												
24. Surety.....												
26. Burglary and theft.....												
27. Boiler and machinery.....												
28. Credit.....												
29. International.....												
30. Warranty.....												
34. Aggregate write-ins for other lines of business.....	0	0	0	0	0	0	0	0	0	0	0	0
35. TOTALS (a).....	(312)	(312)	0	0	0	0	0	0	0	0	0	3,065

DETAILS OF WRITE-INS

3401.												
3402.												
3403.												
3498. Summary of remaining write-ins for Line 34 from overflow page.....	0	0	0	0	0	0	0	0	0	0	0	0
3499. TOTALS (Lines 3401 through 3403 plus 3498) (Line 34 above).....	0	0	0	0	0	0	0	0	0	0	0	0

(a) Finance and service charges not included in Lines 1 to 35 \$.....0.

(b) For health business on indicated lines report: Number of persons insured under PPO managed care products.....0 and number of persons insured under indemnity only products.....0.

EXHIBIT OF PREMIUMS AND LOSSES (Statutory Page 14)



NAIC Group Code.....0140 NAIC Company Code....26093

BUSINESS IN THE STATE OF ALABAMA DURING THE YEAR

Line of Business	Gross Premiums, Including Policy and Membership Fees, Less Return Premiums and Premiums on Policies not Taken		3 Dividends Paid or Credited to Policyholders on Direct Business	4 Direct Unearned Premium Reserves	5 Direct Losses Paid (deducting salvage)	6 Direct Losses Incurred	7 Direct Losses Unpaid	8 Direct Defense and Cost Containment Expense Paid	9 Direct Defense and Cost Containment Expense Incurred	10 Direct Defense and Cost Containment Expense Unpaid	11 Commissions and Brokerage Expenses	12 Taxes, Licenses and Fees
	1 Direct Premiums Written	2 Direct Premiums Earned										
1. Fire.....												
2.1 Allied lines.....												
2.2 Multiple peril crop.....												
2.3 Federal flood.....												
2.4 Private crop.....												
2.5 Private flood.....												
3. Farmowners multiple peril.....												
4. Homeowners multiple peril.....												2,480
5.1 Commercial multiple peril (non-liability portion).....	535,973	237,710		298,263	6,881	15,575	8,694	2,632	2,632	84,654	15,797	
5.2 Commercial multiple peril (liability portion).....	288,109	129,231		158,878		45,117	45,117	14,481	14,481	46,261	8,648	
6. Mortgage guaranty.....												
8. Ocean marine.....												
9. Inland marine.....												
10. Financial guaranty.....												
11. Medical professional liability.....												
12. Earthquake.....	365	145		220						58	10	
13. Group accident and health (b).....												
14. Credit A&H (group and individual).....												
15.1 Collectively renewable A&H (b).....												
15.2 Non-cancelable A&H (b).....												
15.3 Guaranteed renewable A&H (b).....												
15.4 Non-renewable for stated reasons only (b).....												
15.5 Other accident only.....												
15.6 Medicare Title XVIII exempt from state taxes or fees.....												
15.7 All other A&H (b).....												
15.8 Federal employees health benefits plan premium.....												
16. Workers' compensation.....												
17.1 Other liability-occurrence.....	28,704	12,372		16,332		2,832	2,832	1,518	1,518	5,170	909	
17.2 Other liability-claims-made.....	374	78		296						69	10	
17.3 Excess workers' compensation.....												
18. Products liability.....												
19.1 Private passenger auto no-fault (personal injury protection).....												
19.2 Other private passenger auto liability.....												38,232
19.3 Commercial auto no-fault (personal injury protection).....												
19.4 Other commercial auto liability.....	790,507	348,332		442,175	125,062	323,735	198,673	419	9,385	8,966	115,296	23,799
21.1 Private passenger auto physical damage.....												
21.2 Commercial auto physical damage.....	303,369	134,041		169,328	130,895	140,403	9,508	330	926	596	43,981	8,934
22. Aircraft (all perils).....												
23. Fidelity.....												
24. Surety.....												
26. Burglary and theft.....												
27. Boiler and machinery.....	15,679	7,239		8,440		298	298	52	52	2,501	468	
28. Credit.....												
29. International.....												
30. Warranty.....												
34. Aggregate write-ins for other lines of business.....	0	0	0	0	0	0	0	0	0	0	0	0
35. TOTALS (a).....	1,963,079	869,148	0	1,093,931	262,838	527,960	265,122	748	28,993	28,245	297,990	99,287

DETAILS OF WRITE-INS

3401.....												
3402.....												
3403.....												
3498. Summary of remaining write-ins for Line 34 from overflow page.....	0	0	0	0	0	0	0	0	0	0	0	0
3499. TOTALS (Lines 3401 through 3403 plus 3498) (Line 34 above).....	0	0	0	0	0	0	0	0	0	0	0	0

(a) Finance and service charges not included in Lines 1 to 35 \$.....3,792.

(b) For health business on indicated lines report: Number of persons insured under PPO managed care products.....0 and number of persons insured under indemnity only products.....0.

EXHIBIT OF PREMIUMS AND LOSSES (Statutory Page 14)



NAIC Group Code.....0140 NAIC Company Code....26093

BUSINESS IN THE STATE OF ARKANSAS DURING THE YEAR

Line of Business	Gross Premiums, Including Policy and Membership Fees, Less Return Premiums and Premiums on Policies not Taken		3 Dividends Paid or Credited to Policyholders on Direct Business	4 Direct Unearned Premium Reserves	5 Direct Losses Paid (deducting salvage)	6 Direct Losses Incurred	7 Direct Losses Unpaid	8 Direct Defense and Cost Containment Expense Paid	9 Direct Defense and Cost Containment Expense Incurred	10 Direct Defense and Cost Containment Expense Unpaid	11 Commissions and Brokerage Expenses	12 Taxes, Licenses and Fees
	1 Direct Premiums Written	2 Direct Premiums Earned										
1. Fire.....	19,841	828		19,013							3,507	498
2.1 Allied lines.....	24,047	1,004		23,043							4,250	604
2.2 Multiple peril crop.....												
2.3 Federal flood.....												
2.4 Private crop.....												
2.5 Private flood.....	261	11		250							39	7
3. Farmowners multiple peril.....												
4. Homeowners multiple peril.....												
5.1 Commercial multiple peril (non-liability portion).....	938,534	479,670		539,633	238,892	297,303	58,411	4,328	8,602	4,274	166,683	69,496
5.2 Commercial multiple peril (liability portion).....	49,694	27,460		25,101		6,111	6,111		3,351	3,351	8,788	2,954
6. Mortgage guaranty.....												
8. Ocean marine.....												
9. Inland marine.....												
10. Financial guaranty.....												
11. Medical professional liability.....												
12. Earthquake.....	20,153	11,421		10,049							3,352	1,362
13. Group accident and health (b).....												
14. Credit A&H (group and individual).....												
15.1 Collectively renewable A&H (b).....												
15.2 Non-cancelable A&H (b).....												
15.3 Guaranteed renewable A&H (b).....												
15.4 Non-renewable for stated reasons only (b).....												
15.5 Other accident only.....												
15.6 Medicare Title XVIII exempt from state taxes or fees.....												
15.7 All other A&H (b).....												
15.8 Federal employees health benefits plan premium.....												
16. Workers' compensation.....												
17.1 Other liability-occurrence.....												
17.2 Other liability-claims-made.....												
17.3 Excess workers' compensation.....												
18. Products liability.....												
19.1 Private passenger auto no-fault (personal injury protection).....												
19.2 Other private passenger auto liability.....	(494)	(494)										
19.3 Commercial auto no-fault (personal injury protection).....	401	161		240		78	78		20	20	62	38
19.4 Other commercial auto liability.....	399,190	221,084		181,746	13,430	90,004	76,575		6,031	6,031	62,285	21,160
21.1 Private passenger auto physical damage.....												
21.2 Commercial auto physical damage.....	201,008	110,919		92,836	13,812	32,032	18,220	30	484	454	31,493	11,442
22. Aircraft (all perils).....												
23. Fidelity.....												
24. Surety.....												
26. Burglary and theft.....												
27. Boiler and machinery.....	21,927	7,523		15,367		745	745		55	55	3,855	1,083
28. Credit.....												
29. International.....												
30. Warranty.....												
34. Aggregate write-ins for other lines of business.....	0	0	0	0	0	0	0	0	0	0	0	0
35. TOTALS (a).....	1,674,562	859,586	0	907,277	266,133	426,273	160,140	4,358	18,543	14,185	284,314	108,644

DETAILS OF WRITE-INS

3401.												
3402.												
3403.												
3498. Summary of remaining write-ins for Line 34 from overflow page.....	0	0	0	0	0	0	0	0	0	0	0	0
3499. TOTALS (Lines 3401 through 3403 plus 3498) (Line 34 above).....	0	0	0	0	0	0	0	0	0	0	0	0

(a) Finance and service charges not included in Lines 1 to 35 \$.....1,596.

(b) For health business on indicated lines report: Number of persons insured under PPO managed care products.....0 and number of persons insured under indemnity only products.....0.

EXHIBIT OF PREMIUMS AND LOSSES (Statutory Page 14)



NAIC Group Code.....0140 NAIC Company Code....26093

BUSINESS IN THE STATE OF ARIZONA DURING THE YEAR

Line of Business	Gross Premiums, Including Policy and Membership Fees, Less Return Premiums and Premiums on Policies not Taken		3 Dividends Paid or Credited to Policyholders on Direct Business	4 Direct Unearned Premium Reserves	5 Direct Losses Paid (deducting salvage)	6 Direct Losses Incurred	7 Direct Losses Unpaid	8 Direct Defense and Cost Containment Expense Paid	9 Direct Defense and Cost Containment Expense Incurred	10 Direct Defense and Cost Containment Expense Unpaid	11 Commissions and Brokerage Expenses	12 Taxes, Licenses and Fees
	1 Direct Premiums Written	2 Direct Premiums Earned										
1. Fire.....												
2.1 Allied lines.....												
2.2 Multiple peril crop.....												
2.3 Federal flood.....												
2.4 Private crop.....												
2.5 Private flood.....												
3. Farmowners multiple peril.....												
4. Homeowners multiple peril.....	3,882,757	4,043,538		1,947,574	2,944,466	2,885,740	893,595	96,135	96,806	79,877	403,927	121,483
5.1 Commercial multiple peril (non-liability portion).....												
5.2 Commercial multiple peril (liability portion).....												
6. Mortgage guaranty.....												
8. Ocean marine.....												
9. Inland marine.....	72,662	81,201		29,575	12,700	11,838	2,667	35	35	39	6,700	2,216
10. Financial guaranty.....												
11. Medical professional liability.....												
12. Earthquake.....	15,433	17,806		9,008		164	483		43	316	1,543	519
13. Group accident and health (b).....												
14. Credit A&H (group and individual).....												
15.1 Collectively renewable A&H (b).....												
15.2 Non-cancelable A&H (b).....												
15.3 Guaranteed renewable A&H (b).....												
15.4 Non-renewable for stated reasons only (b).....												
15.5 Other accident only.....												
15.6 Medicare Title XVIII exempt from state taxes or fees.....												
15.7 All other A&H (b).....												
15.8 Federal employees health benefits plan premium.....												
16. Workers' compensation.....												
17.1 Other liability-occurrence.....	31,070	34,541		14,991							3,292	1,009
17.2 Other liability-claims-made.....												
17.3 Excess workers' compensation.....												
18. Products liability.....												
19.1 Private passenger auto no-fault (personal injury protection).....												
19.2 Other private passenger auto liability.....	1,712,311	1,811,885		444,843	1,401,619	1,624,198	2,057,474	48,746	37,818	171,484	128,618	60,952
19.3 Commercial auto no-fault (personal injury protection).....												
19.4 Other commercial auto liability.....												
21.1 Private passenger auto physical damage.....	1,161,722	1,224,229		276,274	549,964	541,846	20,776	1,875	(931)	3,588	80,107	38,450
21.2 Commercial auto physical damage.....												
22. Aircraft (all perils).....												
23. Fidelity.....												
24. Surety.....												
26. Burglary and theft.....												
27. Boiler and machinery.....	13,000	14,471		6,500	2,254	2,254					1,359	423
28. Credit.....												
29. International.....												
30. Warranty.....												
34. Aggregate write-ins for other lines of business.....	0	0	0	0	0	0	0	0	0	0	0	0
35. TOTALS (a).....	6,888,954	7,227,671	0	2,728,766	4,911,004	5,066,040	2,974,994	146,790	133,770	255,303	625,546	225,053

DETAILS OF WRITE-INS

3401.....												
3402.....												
3403.....												
3498. Summary of remaining write-ins for Line 34 from overflow page.....	0	0	0	0	0	0	0	0	0	0	0	0
3499. TOTALS (Lines 3401 through 3403 plus 3498) (Line 34 above).....	0	0	0	0	0	0	0	0	0	0	0	0

(a) Finance and service charges not included in Lines 1 to 35 \$.....35,648.

(b) For health business on indicated lines report: Number of persons insured under PPO managed care products.....0 and number of persons insured under indemnity only products.....0.

EXHIBIT OF PREMIUMS AND LOSSES (Statutory Page 14)



NAIC Group Code.....0140 NAIC Company Code....26093

BUSINESS IN THE STATE OF CALIFORNIA DURING THE YEAR

19

Line of Business	Gross Premiums, Including Policy and Membership Fees, Less Return Premiums and Premiums on Policies not Taken		3 Dividends Paid or Credited to Policyholders on Direct Business	4 Direct Unearned Premium Reserves	5 Direct Losses Paid (deducting salvage)	6 Direct Losses Incurred	7 Direct Losses Unpaid	8 Direct Defense and Cost Containment Expense Paid	9 Direct Defense and Cost Containment Expense Incurred	10 Direct Defense and Cost Containment Expense Unpaid	11 Commissions and Brokerage Expenses	12 Taxes, Licenses and Fees
	1 Direct Premiums Written	2 Direct Premiums Earned										
1. Fire.....												
2.1 Allied lines.....												
2.2 Multiple peril crop.....												
2.3 Federal flood.....												
2.4 Private crop.....												
2.5 Private flood.....												
3. Farmowners multiple peril.....												
4. Homeowners multiple peril.....												
5.1 Commercial multiple peril (non-liability portion).....												
5.2 Commercial multiple peril (liability portion).....												
6. Mortgage guaranty.....												
8. Ocean marine.....												
9. Inland marine.....												
10. Financial guaranty.....												
11. Medical professional liability.....												
12. Earthquake.....												
13. Group accident and health (b).....												
14. Credit A&H (group and individual).....												
15.1 Collectively renewable A&H (b).....												
15.2 Non-cancelable A&H (b).....												
15.3 Guaranteed renewable A&H (b).....												
15.4 Non-renewable for stated reasons only (b).....												
15.5 Other accident only.....												
15.6 Medicare Title XVIII exempt from state taxes or fees.....												
15.7 All other A&H (b).....												
15.8 Federal employees health benefits plan premium.....												
16. Workers' compensation.....												
17.1 Other liability-occurrence.....												
17.2 Other liability-claims-made.....												
17.3 Excess workers' compensation.....												
18. Products liability.....												
19.1 Private passenger auto no-fault (personal injury protection).....												
19.2 Other private passenger auto liability.....							(13)					
19.3 Commercial auto no-fault (personal injury protection).....												
19.4 Other commercial auto liability.....												
21.1 Private passenger auto physical damage.....							(37)					
21.2 Commercial auto physical damage.....												
22. Aircraft (all perils).....												
23. Fidelity.....												
24. Surety.....												
26. Burglary and theft.....												
27. Boiler and machinery.....												
28. Credit.....												
29. International.....												
30. Warranty.....												
34. Aggregate write-ins for other lines of business.....	0	0	0	0	0	0	0	0	0	0	0	0
35. TOTALS (a).....	0	0	0	0	0	0	(50)	0	0	0	0	0

DETAILS OF WRITE-INS

3401.....												
3402.....												
3403.....												
3498. Summary of remaining write-ins for Line 34 from overflow page.....	0	0	0	0	0	0	0	0	0	0	0	0
3499. TOTALS (Lines 3401 through 3403 plus 3498) (Line 34 above).....	0	0	0	0	0	0	0	0	0	0	0	0

(a) Finance and service charges not included in Lines 1 to 35 \$.....0.

(b) For health business on indicated lines report: Number of persons insured under PPO managed care products.....0 and number of persons insured under indemnity only products.....0.

EXHIBIT OF PREMIUMS AND LOSSES (Statutory Page 14)



NAIC Group Code.....0140 NAIC Company Code....26093

BUSINESS IN THE STATE OF COLORADO DURING THE YEAR

Line of Business	Gross Premiums, Including Policy and Membership Fees, Less Return Premiums and Premiums on Policies not Taken		3 Dividends Paid or Credited to Policyholders on Direct Business	4 Direct Unearned Premium Reserves	5 Direct Losses Paid (deducting salvage)	6 Direct Losses Incurred	7 Direct Losses Unpaid	8 Direct Defense and Cost Containment Expense Paid	9 Direct Defense and Cost Containment Expense Incurred	10 Direct Defense and Cost Containment Expense Unpaid	11 Commissions and Brokerage Expenses	12 Taxes, Licenses and Fees
	1 Direct Premiums Written	2 Direct Premiums Earned										
1. Fire.....												
2.1 Allied lines.....												
2.2 Multiple peril crop.....												
2.3 Federal flood.....												
2.4 Private crop.....												
2.5 Private flood.....												
3. Farmowners multiple peril.....												
4. Homeowners multiple peril.....	19,068,475	21,547,565		9,838,979	12,678,502	23,486,494	15,739,284	395,889	456,502	374,104	2,159,995	387,676
5.1 Commercial multiple peril (non-liability portion).....												
5.2 Commercial multiple peril (liability portion).....												
6. Mortgage guaranty.....												
8. Ocean marine.....												
9. Inland marine.....	205,121	243,031		96,998	9,892	7,774	8,330	100	103	128	23,751	4,165
10. Financial guaranty.....												
11. Medical professional liability.....												
12. Earthquake.....	9,892	12,515		5,111		7,239	7,804		58	194	1,116	201
13. Group accident and health (b).....												
14. Credit A&H (group and individual).....												
15.1 Collectively renewable A&H (b).....												
15.2 Non-cancelable A&H (b).....												
15.3 Guaranteed renewable A&H (b).....												
15.4 Non-renewable for stated reasons only (b).....												
15.5 Other accident only.....												
15.6 Medicare Title XVIII exempt from state taxes or fees.....												
15.7 All other A&H (b).....												
15.8 Federal employees health benefits plan premium.....												
16. Workers' compensation.....												
17.1 Other liability-occurrence.....	103,623	124,813		53,051							11,760	2,106
17.2 Other liability-claims-made.....												
17.3 Excess workers' compensation.....												
18. Products liability.....												
19.1 Private passenger auto no-fault (personal injury protection).....												
19.2 Other private passenger auto liability.....					676,915	(45,607)	561,610	209,421	152,977	85,427	43	(6)
19.3 Commercial auto no-fault (personal injury protection).....												
19.4 Other commercial auto liability.....												
21.1 Private passenger auto physical damage.....					(3,428)	1,782	(7,345)		(1,035)	2,923	49	(0)
21.2 Commercial auto physical damage.....												
22. Aircraft (all perils).....												
23. Fidelity.....												
24. Surety.....												
26. Burglary and theft.....							(1)					
27. Boiler and machinery.....	40,677	50,472		21,234	15,604	15,604		250	250		4,523	827
28. Credit.....												
29. International.....												
30. Warranty.....												
34. Aggregate write-ins for other lines of business.....	0	0	0	0	0	0	0	0	0	0	0	0
35. TOTALS (a).....	19,427,788	21,978,396	0	10,015,373	13,377,484	23,473,285	16,309,683	605,660	608,855	462,774	2,201,237	394,970

DETAILS OF WRITE-INS

3401.....												
3402.....												
3403.....												
3498. Summary of remaining write-ins for Line 34 from overflow page.....	0	0	0	0	0	0	0	0	0	0	0	0
3499. TOTALS (Lines 3401 through 3403 plus 3498) (Line 34 above).....	0	0	0	0	0	0	0	0	0	0	0	0

(a) Finance and service charges not included in Lines 1 to 35 \$....40,891.

(b) For health business on indicated lines report: Number of persons insured under PPO managed care products.....0 and number of persons insured under indemnity only products.....0.

EXHIBIT OF PREMIUMS AND LOSSES (Statutory Page 14)



NAIC Group Code.....0140 NAIC Company Code....26093

BUSINESS IN THE STATE OF CONNECTICUT DURING THE YEAR

Line of Business	Gross Premiums, Including Policy and Membership Fees, Less Return Premiums and Premiums on Policies not Taken		3 Dividends Paid or Credited to Policyholders on Direct Business	4 Direct Unearned Premium Reserves	5 Direct Losses Paid (deducting salvage)	6 Direct Losses Incurred	7 Direct Losses Unpaid	8 Direct Defense and Cost Containment Expense Paid	9 Direct Defense and Cost Containment Expense Incurred	10 Direct Defense and Cost Containment Expense Unpaid	11 Commissions and Brokerage Expenses	12 Taxes, Licenses and Fees
	1 Direct Premiums Written	2 Direct Premiums Earned										
1. Fire.....												
2.1 Allied lines.....												
2.2 Multiple peril crop.....												
2.3 Federal flood.....												
2.4 Private crop.....												
2.5 Private flood.....												
3. Farmowners multiple peril.....												
4. Homeowners multiple peril.....												250
5.1 Commercial multiple peril (non-liability portion).....	1,330,283	650,167		680,116	148,212	268,688	120,476	553	6,032	5,479	229,629	24,589
5.2 Commercial multiple peril (liability portion).....	570,916	286,717		284,199	30,393	111,877	81,485	5,115	35,580	30,465	98,223	10,356
6. Mortgage guaranty.....												
8. Ocean marine.....												
9. Inland marine.....												
10. Financial guaranty.....												
11. Medical professional liability.....												
12. Earthquake.....	810	191		619							132	13
13. Group accident and health (b).....												
14. Credit A&H (group and individual).....												
15.1 Collectively renewable A&H (b).....												
15.2 Non-cancelable A&H (b).....												
15.3 Guaranteed renewable A&H (b).....												
15.4 Non-renewable for stated reasons only (b).....												
15.5 Other accident only.....												
15.6 Medicare Title XVIII exempt from state taxes or fees.....												
15.7 All other A&H (b).....												
15.8 Federal employees health benefits plan premium.....												
16. Workers' compensation.....												
17.1 Other liability-occurrence.....	90,116	43,284		46,832		20,873	20,873		5,535	5,535	14,123	1,697
17.2 Other liability-claims-made.....	2,716	1,243		1,473							351	60
17.3 Excess workers' compensation.....												
18. Products liability.....												
19.1 Private passenger auto no-fault (personal injury protection).....												
19.2 Other private passenger auto liability.....												4
19.3 Commercial auto no-fault (personal injury protection).....												
19.4 Other commercial auto liability.....	253,369	110,310		143,059		29,113	29,113		2,447	2,447	40,694	5,162
21.1 Private passenger auto physical damage.....												
21.2 Commercial auto physical damage.....	72,583	32,749		39,834	5,000	6,059	1,059		168	168	11,631	1,491
22. Aircraft (all perils).....												
23. Fidelity.....												
24. Surety.....												
26. Burglary and theft.....												
27. Boiler and machinery.....	29,158	14,589		14,569		2,628	2,628		102	102	4,969	545
28. Credit.....												
29. International.....												
30. Warranty.....												
34. Aggregate write-ins for other lines of business.....	0	0	0	0	0	0	0	0	0	0	0	0
35. TOTALS (a).....	2,349,951	1,139,249	0	1,210,702	183,605	439,239	255,634	5,668	49,863	44,195	399,751	44,167

DETAILS OF WRITE-INS

3401.....												
3402.....												
3403.....												
3498. Summary of remaining write-ins for Line 34 from overflow page.....	0	0	0	0	0	0	0	0	0	0	0	0
3499. TOTALS (Lines 3401 through 3403 plus 3498) (Line 34 above).....	0	0	0	0	0	0	0	0	0	0	0	0

(a) Finance and service charges not included in Lines 1 to 35 \$.....2,455.

(b) For health business on indicated lines report: Number of persons insured under PPO managed care products.....0 and number of persons insured under indemnity only products.....0.

EXHIBIT OF PREMIUMS AND LOSSES (Statutory Page 14)



NAIC Group Code.....0140 NAIC Company Code....26093

BUSINESS IN THE STATE OF DISTRICT OF COLUMBIA DURING THE YEAR

Line of Business	Gross Premiums, Including Policy and Membership Fees, Less Return Premiums and Premiums on Policies not Taken		3 Dividends Paid or Credited to Policyholders on Direct Business	4 Direct Unearned Premium Reserves	5 Direct Losses Paid (deducting salvage)	6 Direct Losses Incurred	7 Direct Losses Unpaid	8 Direct Defense and Cost Containment Expense Paid	9 Direct Defense and Cost Containment Expense Incurred	10 Direct Defense and Cost Containment Expense Unpaid	11 Commissions and Brokerage Expenses	12 Taxes, Licenses and Fees
	1 Direct Premiums Written	2 Direct Premiums Earned										
1. Fire.....	1,722	72		1,650							275	29
2.1 Allied lines.....	1,155	48		1,107							185	20
2.2 Multiple peril crop.....												
2.3 Federal flood.....												
2.4 Private crop.....												
2.5 Private flood.....												
3. Farmowners multiple peril.....												
4. Homeowners multiple peril.....												250
5.1 Commercial multiple peril (non-liability portion).....	1,495	63		1,432							224	26
5.2 Commercial multiple peril (liability portion).....												
6. Mortgage guaranty.....												
8. Ocean marine.....												
9. Inland marine.....												
10. Financial guaranty.....												
11. Medical professional liability.....												
12. Earthquake.....												
13. Group accident and health (b).....												
14. Credit A&H (group and individual).....												
15.1 Collectively renewable A&H (b).....												
15.2 Non-cancelable A&H (b).....												
15.3 Guaranteed renewable A&H (b).....												
15.4 Non-renewable for stated reasons only (b).....												
15.5 Other accident only.....												
15.6 Medicare Title XVIII exempt from state taxes or fees.....												
15.7 All other A&H (b).....												
15.8 Federal employees health benefits plan premium.....												
16. Workers' compensation.....												
17.1 Other liability-occurrence.....												
17.2 Other liability-claims-made.....												
17.3 Excess workers' compensation.....												
18. Products liability.....												
19.1 Private passenger auto no-fault (personal injury protection).....						1	(4)		(7)	1		
19.2 Other private passenger auto liability.....	(111)	(111)			(33)	93	(243)		(186)	261		29,340
19.3 Commercial auto no-fault (personal injury protection).....												
19.4 Other commercial auto liability.....												
21.1 Private passenger auto physical damage.....						80	(41)		(1)			
21.2 Commercial auto physical damage.....												
22. Aircraft (all perils).....												
23. Fidelity.....												
24. Surety.....												
26. Burglary and theft.....												
27. Boiler and machinery.....	289	12		277							46	5
28. Credit.....												
29. International.....												
30. Warranty.....												
34. Aggregate write-ins for other lines of business.....	0	0	0	0	0	0	0	0	0	0	0	0
35. TOTALS (a).....	4,550	84	0	4,466	(33)	174	(287)	0	(194)	262	730	29,670

DETAILS OF WRITE-INS

3401.												
3402.												
3403.												
3498. Summary of remaining write-ins for Line 34 from overflow page.....	0	0	0	0	0	0	0	0	0	0	0	0
3499. TOTALS (Lines 3401 through 3403 plus 3498) (Line 34 above).....	0	0	0	0	0	0	0	0	0	0	0	0

(a) Finance and service charges not included in Lines 1 to 35 \$.....60.

(b) For health business on indicated lines report: Number of persons insured under PPO managed care products.....0 and number of persons insured under indemnity only products.....0.

EXHIBIT OF PREMIUMS AND LOSSES (Statutory Page 14)



NAIC Group Code.....0140 NAIC Company Code....26093

BUSINESS IN THE STATE OF DELAWARE DURING THE YEAR

Line of Business	Gross Premiums, Including Policy and Membership Fees, Less Return Premiums and Premiums on Policies not Taken		3 Dividends Paid or Credited to Policyholders on Direct Business	4 Direct Unearned Premium Reserves	5 Direct Losses Paid (deducting salvage)	6 Direct Losses Incurred	7 Direct Losses Unpaid	8 Direct Defense and Cost Containment Expense Paid	9 Direct Defense and Cost Containment Expense Incurred	10 Direct Defense and Cost Containment Expense Unpaid	11 Commissions and Brokerage Expenses	12 Taxes, Licenses and Fees
	1 Direct Premiums Written	2 Direct Premiums Earned										
1. Fire.....												
2.1 Allied lines.....												
2.2 Multiple peril crop.....												
2.3 Federal flood.....												
2.4 Private crop.....												
2.5 Private flood.....												
3. Farmowners multiple peril.....												
4. Homeowners multiple peril.....												1,430
5.1 Commercial multiple peril (non-liability portion).....												
5.2 Commercial multiple peril (liability portion).....												
6. Mortgage guaranty.....												
8. Ocean marine.....												
9. Inland marine.....												
10. Financial guaranty.....												
11. Medical professional liability.....												
12. Earthquake.....												
13. Group accident and health (b).....												
14. Credit A&H (group and individual).....												
15.1 Collectively renewable A&H (b).....												
15.2 Non-cancelable A&H (b).....												
15.3 Guaranteed renewable A&H (b).....												
15.4 Non-renewable for stated reasons only (b).....												
15.5 Other accident only.....												
15.6 Medicare Title XVIII exempt from state taxes or fees.....												
15.7 All other A&H (b).....												
15.8 Federal employees health benefits plan premium.....												
16. Workers' compensation.....												
17.1 Other liability-occurrence.....												
17.2 Other liability-claims-made.....												
17.3 Excess workers' compensation.....												
18. Products liability.....												
19.1 Private passenger auto no-fault (personal injury protection).....												
19.2 Other private passenger auto liability.....												58,815
19.3 Commercial auto no-fault (personal injury protection).....												
19.4 Other commercial auto liability.....												
21.1 Private passenger auto physical damage.....												
21.2 Commercial auto physical damage.....												
22. Aircraft (all perils).....												
23. Fidelity.....												
24. Surety.....												
26. Burglary and theft.....												
27. Boiler and machinery.....												
28. Credit.....												
29. International.....												
30. Warranty.....												
34. Aggregate write-ins for other lines of business.....	0	0	0	0	0	0	0	0	0	0	0	0
35. TOTALS (a).....	0	0	0	0	0	0	0	0	0	0	0	60,245

DETAILS OF WRITE-INS

3401.....												
3402.....												
3403.....												
3498. Summary of remaining write-ins for Line 34 from overflow page.....	0	0	0	0	0	0	0	0	0	0	0	0
3499. TOTALS (Lines 3401 through 3403 plus 3498) (Line 34 above).....	0	0	0	0	0	0	0	0	0	0	0	0

(a) Finance and service charges not included in Lines 1 to 35 \$.....0.

(b) For health business on indicated lines report: Number of persons insured under PPO managed care products.....0 and number of persons insured under indemnity only products.....0.

EXHIBIT OF PREMIUMS AND LOSSES (Statutory Page 14)



NAIC Group Code.....0140 NAIC Company Code....26093

BUSINESS IN THE STATE OF FLORIDA DURING THE YEAR

19

Line of Business	Gross Premiums, Including Policy and Membership Fees, Less Return Premiums and Premiums on Policies not Taken		3 Dividends Paid or Credited to Policyholders on Direct Business	4 Direct Unearned Premium Reserves	5 Direct Losses Paid (deducting salvage)	6 Direct Losses Incurred	7 Direct Losses Unpaid	8 Direct Defense and Cost Containment Expense Paid	9 Direct Defense and Cost Containment Expense Incurred	10 Direct Defense and Cost Containment Expense Unpaid	11 Commissions and Brokerage Expenses	12 Taxes, Licenses and Fees
	1 Direct Premiums Written	2 Direct Premiums Earned										
1. Fire.....												
2.1 Allied lines.....												
2.2 Multiple peril crop.....												
2.3 Federal flood.....												
2.4 Private crop.....												
2.5 Private flood.....												
3. Farmowners multiple peril.....												
4. Homeowners multiple peril.....												1,000
5.1 Commercial multiple peril (non-liability portion).....												
5.2 Commercial multiple peril (liability portion).....												
6. Mortgage guaranty.....												
8. Ocean marine.....												
9. Inland marine.....												
10. Financial guaranty.....												
11. Medical professional liability.....												
12. Earthquake.....												
13. Group accident and health (b).....												
14. Credit A&H (group and individual).....												
15.1 Collectively renewable A&H (b).....												
15.2 Non-cancelable A&H (b).....												
15.3 Guaranteed renewable A&H (b).....												
15.4 Non-renewable for stated reasons only (b).....												
15.5 Other accident only.....												
15.6 Medicare Title XVIII exempt from state taxes or fees.....												
15.7 All other A&H (b).....												
15.8 Federal employees health benefits plan premium.....												
16. Workers' compensation.....												
17.1 Other liability-occurrence.....												
17.2 Other liability-claims-made.....												
17.3 Excess workers' compensation.....												
18. Products liability.....												
19.1 Private passenger auto no-fault (personal injury protection).....												
19.2 Other private passenger auto liability.....	(224)	(224)										9,614
19.3 Commercial auto no-fault (personal injury protection).....												
19.4 Other commercial auto liability.....												
21.1 Private passenger auto physical damage.....												
21.2 Commercial auto physical damage.....												
22. Aircraft (all perils).....												
23. Fidelity.....												
24. Surety.....												
26. Burglary and theft.....												
27. Boiler and machinery.....												
28. Credit.....												
29. International.....												
30. Warranty.....												
34. Aggregate write-ins for other lines of business.....	0	0	0	0	0	0	0	0	0	0	0	0
35. TOTALS (a).....	(224)	(224)	0	0	0	0	0	0	0	0	0	10,614

DETAILS OF WRITE-INS

3401.....												
3402.....												
3403.....												
3498. Summary of remaining write-ins for Line 34 from overflow page.....	0	0	0	0	0	0	0	0	0	0	0	0
3499. TOTALS (Lines 3401 through 3403 plus 3498) (Line 34 above).....	0	0	0	0	0	0	0	0	0	0	0	0

(a) Finance and service charges not included in Lines 1 to 35 \$.....0.

(b) For health business on indicated lines report: Number of persons insured under PPO managed care products.....0 and number of persons insured under indemnity only products.....0.

EXHIBIT OF PREMIUMS AND LOSSES (Statutory Page 14)



NAIC Group Code.....0140 NAIC Company Code....26093

BUSINESS IN THE STATE OF **GEORGIA** DURING THE YEAR

Line of Business	Gross Premiums, Including Policy and Membership Fees, Less Return Premiums and Premiums on Policies not Taken		3 Dividends Paid or Credited to Policyholders on Direct Business	4 Direct Unearned Premium Reserves	5 Direct Losses Paid (deducting salvage)	6 Direct Losses Incurred	7 Direct Losses Unpaid	8 Direct Defense and Cost Containment Expense Paid	9 Direct Defense and Cost Containment Expense Incurred	10 Direct Defense and Cost Containment Expense Unpaid	11 Commissions and Brokerage Expenses	12 Taxes, Licenses and Fees
	1 Direct Premiums Written	2 Direct Premiums Earned										
1. Fire.....												
2.1 Allied lines.....												
2.2 Multiple peril crop.....												
2.3 Federal flood.....												
2.4 Private crop.....												
2.5 Private flood.....												
3. Farmowners multiple peril.....												
4. Homeowners multiple peril.....												
5.1 Commercial multiple peril (non-liability portion).....												
5.2 Commercial multiple peril (liability portion).....												
6. Mortgage guaranty.....												
8. Ocean marine.....												
9. Inland marine.....	59,178	59,178		(0)							488	3,013
10. Financial guaranty.....												
11. Medical professional liability.....												
12. Earthquake.....												
13. Group accident and health (b).....												
14. Credit A&H (group and individual).....												
15.1 Collectively renewable A&H (b).....												
15.2 Non-cancelable A&H (b).....												
15.3 Guaranteed renewable A&H (b).....												
15.4 Non-renewable for stated reasons only (b).....												
15.5 Other accident only.....												
15.6 Medicare Title XVIII exempt from state taxes or fees.....												
15.7 All other A&H (b).....												
15.8 Federal employees health benefits plan premium.....												
16. Workers' compensation.....												
17.1 Other liability-occurrence.....	749	751		240							82	32
17.2 Other liability-claims-made.....												
17.3 Excess workers' compensation.....												
18. Products liability.....												
19.1 Private passenger auto no-fault (personal injury protection).....												
19.2 Other private passenger auto liability.....	15,774,456	17,231,487		3,708,705	11,538,447	7,799,178	9,786,379	893,331	606,371	1,284,234	1,948,490	565,247
19.3 Commercial auto no-fault (personal injury protection).....												
19.4 Other commercial auto liability.....												
21.1 Private passenger auto physical damage.....	7,238,741	7,825,640		1,723,224	4,776,976	5,019,146	152,301	14,011	(266)	14,798	899,908	260,914
21.2 Commercial auto physical damage.....												
22. Aircraft (all perils).....												
23. Fidelity.....												
24. Surety.....												
26. Burglary and theft.....												
27. Boiler and machinery.....												
28. Credit.....												
29. International.....												
30. Warranty.....												
34. Aggregate write-ins for other lines of business.....	0	0	0	0	0	0	0	0	0	0	0	0
35. TOTALS (a).....	23,073,124	25,117,056	0	5,432,169	16,315,423	12,818,325	9,938,680	907,342	606,104	1,299,032	2,848,968	829,207

DETAILS OF WRITE-INS

3401.....												
3402.....												
3403.....												
3498. Summary of remaining write-ins for Line 34 from overflow page.....	0	0	0	0	0	0	0	0	0	0	0	0
3499. TOTALS (Lines 3401 through 3403 plus 3498) (Line 34 above).....	0	0	0	0	0	0	0	0	0	0	0	0

(a) Finance and service charges not included in Lines 1 to 35 \$.....142,131.

(b) For health business on indicated lines report: Number of persons insured under PPO managed care products.....0 and number of persons insured under indemnity only products.....0.

EXHIBIT OF PREMIUMS AND LOSSES (Statutory Page 14)



NAIC Group Code.....0140 NAIC Company Code....26093

BUSINESS IN GRAND TOTAL DURING THE YEAR

Line of Business	Gross Premiums, Including Policy and Membership Fees, Less Return Premiums and Premiums on Policies not Taken		3 Dividends Paid or Credited to Policyholders on Direct Business	4 Direct Unearned Premium Reserves	5 Direct Losses Paid (deducting salvage)	6 Direct Losses Incurred	7 Direct Losses Unpaid	8 Direct Defense and Cost Containment Expense Paid	9 Direct Defense and Cost Containment Expense Incurred	10 Direct Defense and Cost Containment Expense Unpaid	11 Commissions and Brokerage Expenses	12 Taxes, Licenses and Fees
	1 Direct Premiums Written	2 Direct Premiums Earned										
1. Fire.....	126,056	94,405		66,844	44,749	43,429	3,496	1,763	1,829	(471)	29,332	2,840
2.1 Allied lines.....	198,964	146,740		141,636	38,663	34,876	10,496	3,910	3,612	1,294	12,253	4,431
2.2 Multiple peril crop.....												
2.3 Federal flood.....												
2.4 Private crop.....												
2.5 Private flood.....	261	11		250							39	7
3. Farmowners multiple peril.....												
4. Homeowners multiple peril.....	115,996,390	137,587,612		57,585,307	116,750,476	131,310,313	51,796,138	3,410,522	3,412,306	2,813,866	13,169,091	2,611,581
5.1 Commercial multiple peril (non-liability portion).....	14,118,129	5,854,375		8,470,288	1,356,973	2,122,622	766,923	7,764	60,617	52,926	2,369,946	463,627
5.2 Commercial multiple peril (liability portion).....	4,538,236	1,946,272		2,642,666	85,960	672,671	587,625	6,040	217,152	211,441	755,890	134,848
6. Mortgage guaranty.....												
8. Ocean marine.....												
9. Inland marine.....	2,992,965	3,438,769		909,800	650,550	616,494	114,216	5,982	6,131	1,192	245,983	81,386
10. Financial guaranty.....												
11. Medical professional liability.....												
12. Earthquake.....	1,901,332	2,077,979		980,939		52,697	134,467		12,252	26,489	229,186	38,755
13. Group accident and health (b).....												
14. Credit A&H (group and individual).....												
15.1 Collectively renewable A&H (b).....												
15.2 Non-cancelable A&H (b).....												
15.3 Guaranteed renewable A&H (b).....												
15.4 Non-renewable for stated reasons only (b).....												
15.5 Other accident only.....												
15.6 Medicare Title XVIII exempt from state taxes or fees.....												
15.7 All other A&H (b).....												
15.8 Federal employees health benefits plan premium.....												
16. Workers' compensation.....												400
17.1 Other liability-occurrence.....	2,059,437	1,569,375		1,217,069	185	58,603	60,580	25	22,650	22,611	288,155	43,815
17.2 Other liability-claims-made.....	13,859	3,367		10,492							2,172	295
17.3 Excess workers' compensation.....												
18. Products liability.....												
19.1 Private passenger auto no-fault (personal injury protection).....	26,454,422	28,068,704		6,405,542	16,663,583	18,006,121	17,298,511	4,634,295	5,314,993	8,224,022	3,522,653	657,342
19.2 Other private passenger auto liability.....	159,336,602	169,505,191		38,452,873	141,137,515	106,063,218	170,822,851	9,812,112	6,370,400	18,388,127	21,235,916	5,210,609
19.3 Commercial auto no-fault (personal injury protection).....	23,754	6,123		17,631	2,500	5,676	3,176		638	638	3,551	901
19.4 Other commercial auto liability.....	4,502,388	1,652,655		2,869,422	257,698	920,169	662,541	1,071	42,961	41,900	686,440	161,563
21.1 Private passenger auto physical damage.....	118,181,665	124,809,124		29,208,086	75,770,522	78,087,382	3,969,730	197,934	43,284	260,172	15,937,123	2,683,650
21.2 Commercial auto physical damage.....	2,132,545	783,903		1,357,956	281,986	349,640	67,657	360	3,788	3,430	324,881	78,160
22. Aircraft (all perils).....												
23. Fidelity.....												
24. Surety.....												
26. Burglary and theft.....					766	319		256	224			
27. Boiler and machinery.....	800,200	620,587		438,196	150,486	161,948	11,999	294	1,516	1,223	115,897	21,970
28. Credit.....												
29. International.....												
30. Warranty.....												
34. Aggregate write-ins for other lines of business.....	0	0	0	0	0	0	0	0	0	0	0	0
35. TOTALS (a).....	453,377,207	478,165,193	0	150,774,998	353,192,612	338,506,179	246,310,405	18,082,327	15,514,355	30,048,861	58,928,510	12,196,179

DETAILS OF WRITE-INS

3401.												
3402.												
3403.												
3498. Summary of remaining write-ins for Line 34 from overflow page.....	0	0	0	0	0	0	0	0	0	0	0	0
3499. TOTALS (Lines 3401 through 3403 plus 3498) (Line 34 above).....	0	0	0	0	0	0	0	0	0	0	0	0

(a) Finance and service charges not included in Lines 1 to 35 \$.....2,975,950.

(b) For health business on indicated lines report: Number of persons insured under PPO managed care products.....0 and number of persons insured under indemnity only products.....0.

EXHIBIT OF PREMIUMS AND LOSSES (Statutory Page 14)



NAIC Group Code.....0140 NAIC Company Code....26093

BUSINESS IN THE STATE OF IOWA DURING THE YEAR

Line of Business	Gross Premiums, Including Policy and Membership Fees, Less Return Premiums and Premiums on Policies not Taken		3 Dividends Paid or Credited to Policyholders on Direct Business	4 Direct Unearned Premium Reserves	5 Direct Losses Paid (deducting salvage)	6 Direct Losses Incurred	7 Direct Losses Unpaid	8 Direct Defense and Cost Containment Expense Paid	9 Direct Defense and Cost Containment Expense Incurred	10 Direct Defense and Cost Containment Expense Unpaid	11 Commissions and Brokerage Expenses	12 Taxes, Licenses and Fees
	1 Direct Premiums Written	2 Direct Premiums Earned										
1. Fire.....												
2.1 Allied lines.....												
2.2 Multiple peril crop.....												
2.3 Federal flood.....												
2.4 Private crop.....												
2.5 Private flood.....												
3. Farmowners multiple peril.....												
4. Homeowners multiple peril.....	39,224,396	42,096,224		18,651,771	47,201,614	54,817,782	16,749,791	1,080,922	1,288,044	638,962	4,792,360	802,734
5.1 Commercial multiple peril (non-liability portion).....	335,141	97,246		237,895	71,219	113,606	42,387		1,024	1,024	56,937	5,426
5.2 Commercial multiple peril (liability portion).....	86,927	26,138		60,789		5,318	5,318		3,056	3,056	14,725	1,400
6. Mortgage guaranty.....												
8. Ocean marine.....												
9. Inland marine.....	958,740	1,096,994		380,896	204,266	216,592	43,818	2,040	2,162	490	118,434	19,676
10. Financial guaranty.....												
11. Medical professional liability.....												
12. Earthquake.....	68,815	74,291		32,399		12,164	16,261		445	1,020	8,685	1,360
13. Group accident and health (b).....												
14. Credit A&H (group and individual).....												
15.1 Collectively renewable A&H (b).....												
15.2 Non-cancelable A&H (b).....												
15.3 Guaranteed renewable A&H (b).....												
15.4 Non-renewable for stated reasons only (b).....												
15.5 Other accident only.....												
15.6 Medicare Title XVIII exempt from state taxes or fees.....												
15.7 All other A&H (b).....												
15.8 Federal employees health benefits plan premium.....												
16. Workers' compensation.....												
17.1 Other liability-occurrence.....	596,538	637,268		280,331							75,650	12,204
17.2 Other liability-claims-made.....												
17.3 Excess workers' compensation.....												
18. Products liability.....												
19.1 Private passenger auto no-fault (personal injury protection).....												
19.2 Other private passenger auto liability.....	(495)	(495)				(1,857)	(2,399)		(225)	1,180		
19.3 Commercial auto no-fault (personal injury protection).....												
19.4 Other commercial auto liability.....	162,425	38,242		124,183	7,029	27,803	20,774	576	1,534	958	25,416	2,642
21.1 Private passenger auto physical damage.....					(75)	(2,955)	(6,584)		(88)	82		(0)
21.2 Commercial auto physical damage.....	139,608	35,070		104,538	10,062	19,763	9,701		36	36	22,029	2,247
22. Aircraft (all perils).....												
23. Fidelity.....												
24. Surety.....												
26. Burglary and theft.....												
27. Boiler and machinery.....	196,784	205,235		95,697	47,169	47,563	393	94	106	12	24,828	4,003
28. Credit.....												
29. International.....												
30. Warranty.....												
34. Aggregate write-ins for other lines of business.....	0	0	0	0	0	0	0	0	0	0	0	0
35. TOTALS (a).....	41,768,879	44,306,214	0	19,968,499	47,541,284	55,255,777	16,879,460	1,083,633	1,296,094	646,819	5,139,063	851,693

DETAILS OF WRITE-INS

3401.....												
3402.....												
3403.....												
3498. Summary of remaining write-ins for Line 34 from overflow page.....	0	0	0	0	0	0	0	0	0	0	0	0
3499. TOTALS (Lines 3401 through 3403 plus 3498) (Line 34 above).....	0	0	0	0	0	0	0	0	0	0	0	0

(a) Finance and service charges not included in Lines 1 to 35 \$.....160,498.

(b) For health business on indicated lines report: Number of persons insured under PPO managed care products.....0 and number of persons insured under indemnity only products.....0.

EXHIBIT OF PREMIUMS AND LOSSES (Statutory Page 14)



NAIC Group Code.....0140 NAIC Company Code....26093

BUSINESS IN THE STATE OF IDAHO DURING THE YEAR

19

Line of Business	Gross Premiums, Including Policy and Membership Fees, Less Return Premiums and Premiums on Policies not Taken		3 Dividends Paid or Credited to Policyholders on Direct Business	4 Direct Unearned Premium Reserves	5 Direct Losses Paid (deducting salvage)	6 Direct Losses Incurred	7 Direct Losses Unpaid	8 Direct Defense and Cost Containment Expense Paid	9 Direct Defense and Cost Containment Expense Incurred	10 Direct Defense and Cost Containment Expense Unpaid	11 Commissions and Brokerage Expenses	12 Taxes, Licenses and Fees
	1 Direct Premiums Written	2 Direct Premiums Earned										
1. Fire.....												
2.1 Allied lines.....												
2.2 Multiple peril crop.....												
2.3 Federal flood.....												
2.4 Private crop.....												
2.5 Private flood.....												
3. Farmowners multiple peril.....												
4. Homeowners multiple peril.....	2,250,112	3,678,971		749,651	3,147,335	3,093,373	414,118	29,845	39,706	45,218	235,057	36,178
5.1 Commercial multiple peril (non-liability portion).....												
5.2 Commercial multiple peril (liability portion).....												
6. Mortgage guaranty.....												
8. Ocean marine.....												
9. Inland marine.....	34,519	51,104		8,937	5,952	5,487	1,367	35	45	21	3,888	546
10. Financial guaranty.....												
11. Medical professional liability.....												
12. Earthquake.....	6,358	11,570		2,248		(142)	97		52	86	527	108
13. Group accident and health (b).....												
14. Credit A&H (group and individual).....												
15.1 Collectively renewable A&H (b).....												
15.2 Non-cancelable A&H (b).....												
15.3 Guaranteed renewable A&H (b).....												
15.4 Non-renewable for stated reasons only (b).....												
15.5 Other accident only.....												
15.6 Medicare Title XVIII exempt from state taxes or fees.....												
15.7 All other A&H (b).....												
15.8 Federal employees health benefits plan premium.....												
16. Workers' compensation.....												400
17.1 Other liability-occurrence.....	26,651	43,974		8,322							2,730	428
17.2 Other liability-claims-made.....												
17.3 Excess workers' compensation.....												
18. Products liability.....												
19.1 Private passenger auto no-fault (personal injury protection).....												
19.2 Other private passenger auto liability.....												
19.3 Commercial auto no-fault (personal injury protection).....												
19.4 Other commercial auto liability.....												
21.1 Private passenger auto physical damage.....												
21.2 Commercial auto physical damage.....												
22. Aircraft (all perils).....												
23. Fidelity.....												
24. Surety.....												
26. Burglary and theft.....												
27. Boiler and machinery.....	6,596	10,458		2,086							746	82
28. Credit.....												
29. International.....												
30. Warranty.....												
34. Aggregate write-ins for other lines of business.....	0	0	0	0	0	0	0	0	0	0	0	0
35. TOTALS (a).....	2,324,235	3,796,076	0	771,244	3,153,287	3,098,718	415,582	29,880	39,803	45,325	242,949	37,742

DETAILS OF WRITE-INS

3401.....												
3402.....												
3403.....												
3498. Summary of remaining write-ins for Line 34 from overflow page.....	0	0	0	0	0	0	0	0	0	0	0	0
3499. TOTALS (Lines 3401 through 3403 plus 3498) (Line 34 above).....	0	0	0	0	0	0	0	0	0	0	0	0

(a) Finance and service charges not included in Lines 1 to 35 \$.....13,857.

(b) For health business on indicated lines report: Number of persons insured under PPO managed care products.....0 and number of persons insured under indemnity only products.....0.

EXHIBIT OF PREMIUMS AND LOSSES (Statutory Page 14)



NAIC Group Code.....0140 NAIC Company Code....26093

BUSINESS IN THE STATE OF ILLINOIS DURING THE YEAR

Line of Business	Gross Premiums, Including Policy and Membership Fees, Less Return Premiums and Premiums on Policies not Taken		3 Dividends Paid or Credited to Policyholders on Direct Business	4 Direct Unearned Premium Reserves	5 Direct Losses Paid (deducting salvage)	6 Direct Losses Incurred	7 Direct Losses Unpaid	8 Direct Defense and Cost Containment Expense Paid	9 Direct Defense and Cost Containment Expense Incurred	10 Direct Defense and Cost Containment Expense Unpaid	11 Commissions and Brokerage Expenses	12 Taxes, Licenses and Fees
	1 Direct Premiums Written	2 Direct Premiums Earned										
1. Fire.....												
2.1 Allied lines.....	15,147	7,411		7,736		504	486		(275)	327	2,725	305
2.2 Multiple peril crop.....												
2.3 Federal flood.....												
2.4 Private crop.....												
2.5 Private flood.....												
3. Farmowners multiple peril.....												
4. Homeowners multiple peril.....	4,633,507	6,624,228		1,742,867	6,049,314	7,658,599	3,954,999	179,109	177,322	135,088	490,134	52,871
5.1 Commercial multiple peril (non-liability portion).....	1,338,601	631,862		706,739	63,402	108,879	45,478	264	7,036	6,773	220,301	35,233
5.2 Commercial multiple peril (liability portion).....	584,557	277,141		307,416		78,063	78,063		41,522	41,522	96,050	15,954
6. Mortgage guaranty.....												
8. Ocean marine.....												
9. Inland marine.....	104,355	144,806		36,978	444	(1,419)	5,050		2	77	11,062	1,278
10. Financial guaranty.....												
11. Medical professional liability.....												
12. Earthquake.....	89,239	111,647		37,529		2,482	5,227		107	2,012	10,596	1,321
13. Group accident and health (b).....												
14. Credit A&H (group and individual).....												
15.1 Collectively renewable A&H (b).....												
15.2 Non-cancelable A&H (b).....												
15.3 Guaranteed renewable A&H (b).....												
15.4 Non-renewable for stated reasons only (b).....												
15.5 Other accident only.....												
15.6 Medicare Title XVIII exempt from state taxes or fees.....												
15.7 All other A&H (b).....												
15.8 Federal employees health benefits plan premium.....												
16. Workers' compensation.....												
17.1 Other liability-occurrence.....	45,827	49,345		20,917		1,923	1,923		1,028	1,028	6,243	755
17.2 Other liability-claims-made.....												
17.3 Excess workers' compensation.....												
18. Products liability.....												
19.1 Private passenger auto no-fault (personal injury protection).....												
19.2 Other private passenger auto liability.....	(123)	(123)										
19.3 Commercial auto no-fault (personal injury protection).....												
19.4 Other commercial auto liability.....	191,485	89,292		102,193		31,134	31,134		2,240	2,240	31,857	5,303
21.1 Private passenger auto physical damage.....												
21.2 Commercial auto physical damage.....	72,001	37,129		34,872	51,608	58,326	6,718		75	75	12,092	1,922
22. Aircraft (all perils).....												
23. Fidelity.....												
24. Surety.....												
26. Burglary and theft.....												
27. Boiler and machinery.....	74,615	48,414		37,735	7,773	10,362	2,589		264	264	11,693	1,843
28. Credit.....												
29. International.....												
30. Warranty.....												
34. Aggregate write-ins for other lines of business.....	0	0	0	0	0	0	0	0	0	0	0	0
35. TOTALS (a).....	7,149,211	8,021,154	0	3,034,980	6,172,541	7,948,852	4,131,667	179,372	229,320	189,405	892,752	116,785

DETAILS OF WRITE-INS

3401.....												
3402.....												
3403.....												
3498. Summary of remaining write-ins for Line 34 from overflow page.....	0	0	0	0	0	0	0	0	0	0	0	0
3499. TOTALS (Lines 3401 through 3403 plus 3498) (Line 34 above).....	0	0	0	0	0	0	0	0	0	0	0	0

(a) Finance and service charges not included in Lines 1 to 35 \$.....32,081.

(b) For health business on indicated lines report: Number of persons insured under PPO managed care products.....0 and number of persons insured under indemnity only products.....0.

EXHIBIT OF PREMIUMS AND LOSSES (Statutory Page 14)



NAIC Group Code.....0140 NAIC Company Code....26093

BUSINESS IN THE STATE OF INDIANA DURING THE YEAR

Line of Business	Gross Premiums, Including Policy and Membership Fees, Less Return Premiums and Premiums on Policies not Taken		3 Dividends Paid or Credited to Policyholders on Direct Business	4 Direct Unearned Premium Reserves	5 Direct Losses Paid (deducting salvage)	6 Direct Losses Incurred	7 Direct Losses Unpaid	8 Direct Defense and Cost Containment Expense Paid	9 Direct Defense and Cost Containment Expense Incurred	10 Direct Defense and Cost Containment Expense Unpaid	11 Commissions and Brokerage Expenses	12 Taxes, Licenses and Fees
	1 Direct Premiums Written	2 Direct Premiums Earned										
1. Fire.....												
2.1 Allied lines.....						2			(41)	25		
2.2 Multiple peril crop.....												
2.3 Federal flood.....												
2.4 Private crop.....												
2.5 Private flood.....												
3. Farmowners multiple peril.....												
4. Homeowners multiple peril.....	7,712,349	8,327,771		4,162,758	5,278,996	4,843,640	1,880,652	218,636	212,963	174,672	848,170	134,677
5.1 Commercial multiple peril (non-liability portion).....	281,465	118,912		162,553	40,680	51,908	11,228	719	1,838	1,120	48,279	4,231
5.2 Commercial multiple peril (liability portion).....	143,744	65,919		77,826		16,276	16,276		7,117	7,117	24,537	2,160
6. Mortgage guaranty.....												
8. Ocean marine.....												
9. Inland marine.....	75,883	89,477		36,381	3,050	1,566	3,109		(4)	44	8,149	1,338
10. Financial guaranty.....												
11. Medical professional liability.....												
12. Earthquake.....	83,981	93,208		44,849		255	2,210		(74)	1,977	9,535	1,474
13. Group accident and health (b).....												
14. Credit A&H (group and individual).....												
15.1 Collectively renewable A&H (b).....												
15.2 Non-cancelable A&H (b).....												
15.3 Guaranteed renewable A&H (b).....												
15.4 Non-renewable for stated reasons only (b).....												
15.5 Other accident only.....												
15.6 Medicare Title XVIII exempt from state taxes or fees.....												
15.7 All other A&H (b).....												
15.8 Federal employees health benefits plan premium.....												
16. Workers' compensation.....												
17.1 Other liability-occurrence.....	57,643	61,903		28,823		1,873	1,873		972	972	7,084	992
17.2 Other liability-claims-made.....												
17.3 Excess workers' compensation.....												
18. Products liability.....												
19.1 Private passenger auto no-fault (personal injury protection).....												
19.2 Other private passenger auto liability.....						(322)	(718)		(828)	1,035		
19.3 Commercial auto no-fault (personal injury protection).....												
19.4 Other commercial auto liability.....	110,612	44,285		66,327	3,184	17,177	13,993		1,407	1,407	17,267	1,664
21.1 Private passenger auto physical damage.....						61	(1,851)		(18)	70		
21.2 Commercial auto physical damage.....	62,089	25,861		36,229	8,546	8,317	(229)		58	58	9,643	934
22. Aircraft (all perils).....												
23. Fidelity.....												
24. Surety.....												
26. Burglary and theft.....												
27. Boiler and machinery.....	31,591	28,864		17,572		337	337		24	24	4,033	530
28. Credit.....												
29. International.....												
30. Warranty.....												
34. Aggregate write-ins for other lines of business.....	0	0	0	0	0	0	0	0	0	0	0	0
35. TOTALS (a).....	8,559,358	8,856,199	0	4,633,319	5,334,455	4,941,091	1,926,881	219,355	223,413	188,520	976,696	148,000

DETAILS OF WRITE-INS

3401.....												
3402.....												
3403.....												
3498. Summary of remaining write-ins for Line 34 from overflow page.....	0	0	0	0	0	0	0	0	0	0	0	0
3499. TOTALS (Lines 3401 through 3403 plus 3498) (Line 34 above).....	0	0	0	0	0	0	0	0	0	0	0	0

(a) Finance and service charges not included in Lines 1 to 35 \$....40,745.

(b) For health business on indicated lines report: Number of persons insured under PPO managed care products.....0 and number of persons insured under indemnity only products.....0.

EXHIBIT OF PREMIUMS AND LOSSES (Statutory Page 14)



NAIC Group Code.....0140 NAIC Company Code....26093

BUSINESS IN THE STATE OF KANSAS DURING THE YEAR

19

Line of Business	Gross Premiums, Including Policy and Membership Fees, Less Return Premiums and Premiums on Policies not Taken		3 Dividends Paid or Credited to Policyholders on Direct Business	4 Direct Unearned Premium Reserves	5 Direct Losses Paid (deducting salvage)	6 Direct Losses Incurred	7 Direct Losses Unpaid	8 Direct Defense and Cost Containment Expense Paid	9 Direct Defense and Cost Containment Expense Incurred	10 Direct Defense and Cost Containment Expense Unpaid	11 Commissions and Brokerage Expenses	12 Taxes, Licenses and Fees
	1 Direct Premiums Written	2 Direct Premiums Earned										
1. Fire.....	87,197	92,165		30,226	44,749	43,401	3,468	1,763	1,826	(474)	22,538	1,963
2.1 Allied lines.....	128,699	135,581		82,531	38,663	34,296	9,936	3,910	3,921	934		2,900
2.2 Multiple peril crop.....												
2.3 Federal flood.....												
2.4 Private crop.....												
2.5 Private flood.....												
3. Farmowners multiple peril.....												
4. Homeowners multiple peril.....	(253,769)	5,529,950		483	6,224,903	4,394,944	381,313	186,301	74,105	244,603	(176,204)	27,647
5.1 Commercial multiple peril (non-liability portion).....	729,231	59,544		669,687		56,136	56,136		236	236	125,400	15,818
5.2 Commercial multiple peril (liability portion).....	108,455	8,875		99,580		526	526		202	202	18,514	2,353
6. Mortgage guaranty.....												
8. Ocean marine.....												
9. Inland marine.....	44,177	114,204		0	115,220	107,099	1,547	158	76	36	(1,680)	1,334
10. Financial guaranty.....												
11. Medical professional liability.....												
12. Earthquake.....	1,396	24,871		2,231		(5,134)	(96)		(191)	817	(386)	182
13. Group accident and health (b).....												
14. Credit A&H (group and individual).....												
15.1 Collectively renewable A&H (b).....												
15.2 Non-cancelable A&H (b).....												
15.3 Guaranteed renewable A&H (b).....												
15.4 Non-renewable for stated reasons only (b).....												
15.5 Other accident only.....												
15.6 Medicare Title XVIII exempt from state taxes or fees.....												
15.7 All other A&H (b).....												
15.8 Federal employees health benefits plan premium.....												
16. Workers' compensation.....												
17.1 Other liability-occurrence.....	24,743	38,004		18,669	185	2,025	4,002	25	724	684	2,460	714
17.2 Other liability-claims-made.....	997	100		897							173	22
17.3 Excess workers' compensation.....												
18. Products liability.....												
19.1 Private passenger auto no-fault (personal injury protection).....	1,227,636	1,291,531		414,462	685,712	925,822	(23,626)	793	85,072	136,450	137,549	33,127
19.2 Other private passenger auto liability.....	8,037,393	8,445,879		2,763,401	3,493,711	6,147,435	6,197,670	40,363	61,267	556,479	905,367	215,940
19.3 Commercial auto no-fault (personal injury protection).....	1,523	147		1,376		43	43		4	4	238	33
19.4 Other commercial auto liability.....	82,103	7,552		74,551		5,331	5,331		128	128	12,928	1,809
21.1 Private passenger auto physical damage.....	8,667,252	9,008,775		3,011,431	4,524,506	4,729,601	294,265	3,805	1,804	22,380	981,861	233,145
21.2 Commercial auto physical damage.....	67,642	5,679		61,963		182	182		3	3	10,590	1,461
22. Aircraft (all perils).....												
23. Fidelity.....												
24. Surety.....												
26. Burglary and theft.....					766	361		256	224			
27. Boiler and machinery.....	17,907	15,107		16,896	188	313	126		3	3	2,764	468
28. Credit.....												
29. International.....												
30. Warranty.....												
34. Aggregate write-ins for other lines of business.....	0	0	0	0	0	0	0	0	0	0	0	0
35. TOTALS (a).....	18,972,583	24,777,966	0	7,248,381	15,128,602	16,442,380	6,930,823	237,374	229,403	962,485	2,042,114	538,916

DETAILS OF WRITE-INS

3401.....												
3402.....												
3403.....												
3498. Summary of remaining write-ins for Line 34 from overflow page.....	0	0	0	0	0	0	0	0	0	0	0	0
3499. TOTALS (Lines 3401 through 3403 plus 3498) (Line 34 above).....	0	0	0	0	0	0	0	0	0	0	0	0

(a) Finance and service charges not included in Lines 1 to 35 \$.....186,072.

(b) For health business on indicated lines report: Number of persons insured under PPO managed care products.....0 and number of persons insured under indemnity only products.....0.

EXHIBIT OF PREMIUMS AND LOSSES (Statutory Page 14)



NAIC Group Code.....0140 NAIC Company Code....26093

BUSINESS IN THE STATE OF KENTUCKY DURING THE YEAR

Line of Business	Gross Premiums, Including Policy and Membership Fees, Less Return Premiums and Premiums on Policies not Taken		3 Dividends Paid or Credited to Policyholders on Direct Business	4 Direct Unearned Premium Reserves	5 Direct Losses Paid (deducting salvage)	6 Direct Losses Incurred	7 Direct Losses Unpaid	8 Direct Defense and Cost Containment Expense Paid	9 Direct Defense and Cost Containment Expense Incurred	10 Direct Defense and Cost Containment Expense Unpaid	11 Commissions and Brokerage Expenses	12 Taxes, Licenses and Fees
	1 Direct Premiums Written	2 Direct Premiums Earned										
1. Fire.....												
2.1 Allied lines.....												
2.2 Multiple peril crop.....												
2.3 Federal flood.....												
2.4 Private crop.....												
2.5 Private flood.....												
3. Farmowners multiple peril.....												
4. Homeowners multiple peril.....												295
5.1 Commercial multiple peril (non-liability portion).....												
5.2 Commercial multiple peril (liability portion).....												
6. Mortgage guaranty.....												
8. Ocean marine.....												
9. Inland marine.....												
10. Financial guaranty.....												
11. Medical professional liability.....												
12. Earthquake.....												
13. Group accident and health (b).....												
14. Credit A&H (group and individual).....												
15.1 Collectively renewable A&H (b).....												
15.2 Non-cancelable A&H (b).....												
15.3 Guaranteed renewable A&H (b).....												
15.4 Non-renewable for stated reasons only (b).....												
15.5 Other accident only.....												
15.6 Medicare Title XVIII exempt from state taxes or fees.....												
15.7 All other A&H (b).....												
15.8 Federal employees health benefits plan premium.....												
16. Workers' compensation.....												
17.1 Other liability-occurrence.....												
17.2 Other liability-claims-made.....												
17.3 Excess workers' compensation.....												
18. Products liability.....												
19.1 Private passenger auto no-fault (personal injury protection).....												
19.2 Other private passenger auto liability.....												5,387
19.3 Commercial auto no-fault (personal injury protection).....												
19.4 Other commercial auto liability.....												
21.1 Private passenger auto physical damage.....												
21.2 Commercial auto physical damage.....												
22. Aircraft (all perils).....												
23. Fidelity.....												
24. Surety.....												
26. Burglary and theft.....												
27. Boiler and machinery.....												
28. Credit.....												
29. International.....												
30. Warranty.....												
34. Aggregate write-ins for other lines of business.....	0	0	0	0	0	0	0	0	0	0	0	0
35. TOTALS (a).....	0	0	0	0	0	0	0	0	0	0	0	5,682

DETAILS OF WRITE-INS

3401.....												
3402.....												
3403.....												
3498. Summary of remaining write-ins for Line 34 from overflow page.....	0	0	0	0	0	0	0	0	0	0	0	0
3499. TOTALS (Lines 3401 through 3403 plus 3498) (Line 34 above).....	0	0	0	0	0	0	0	0	0	0	0	0

(a) Finance and service charges not included in Lines 1 to 35 \$.....0.

(b) For health business on indicated lines report: Number of persons insured under PPO managed care products.....0 and number of persons insured under indemnity only products.....0.

EXHIBIT OF PREMIUMS AND LOSSES (Statutory Page 14)



NAIC Group Code.....0140 NAIC Company Code....26093

BUSINESS IN THE STATE OF LOUISIANA DURING THE YEAR

Line of Business	Gross Premiums, Including Policy and Membership Fees, Less Return Premiums and Premiums on Policies not Taken		3 Dividends Paid or Credited to Policyholders on Direct Business	4 Direct Unearned Premium Reserves	5 Direct Losses Paid (deducting salvage)	6 Direct Losses Incurred	7 Direct Losses Unpaid	8 Direct Defense and Cost Containment Expense Paid	9 Direct Defense and Cost Containment Expense Incurred	10 Direct Defense and Cost Containment Expense Unpaid	11 Commissions and Brokerage Expenses	12 Taxes, Licenses and Fees
	1 Direct Premiums Written	2 Direct Premiums Earned										
1. Fire.....												
2.1 Allied lines.....												
2.2 Multiple peril crop.....												
2.3 Federal flood.....												
2.4 Private crop.....												
2.5 Private flood.....												
3. Farmowners multiple peril.....												
4. Homeowners multiple peril.....												1,325
5.1 Commercial multiple peril (non-liability portion).....												
5.2 Commercial multiple peril (liability portion).....												
6. Mortgage guaranty.....												
8. Ocean marine.....												
9. Inland marine.....												
10. Financial guaranty.....												
11. Medical professional liability.....												
12. Earthquake.....												
13. Group accident and health (b).....												
14. Credit A&H (group and individual).....												
15.1 Collectively renewable A&H (b).....												
15.2 Non-cancelable A&H (b).....												
15.3 Guaranteed renewable A&H (b).....												
15.4 Non-renewable for stated reasons only (b).....												
15.5 Other accident only.....												
15.6 Medicare Title XVIII exempt from state taxes or fees.....												
15.7 All other A&H (b).....												
15.8 Federal employees health benefits plan premium.....												
16. Workers' compensation.....												
17.1 Other liability-occurrence.....												
17.2 Other liability-claims-made.....												
17.3 Excess workers' compensation.....												
18. Products liability.....												
19.1 Private passenger auto no-fault (personal injury protection).....												
19.2 Other private passenger auto liability.....	(1,003)	(1,003)										27
19.3 Commercial auto no-fault (personal injury protection).....												
19.4 Other commercial auto liability.....												
21.1 Private passenger auto physical damage.....												
21.2 Commercial auto physical damage.....												
22. Aircraft (all perils).....												
23. Fidelity.....												
24. Surety.....												
26. Burglary and theft.....												
27. Boiler and machinery.....												
28. Credit.....												
29. International.....												
30. Warranty.....												
34. Aggregate write-ins for other lines of business.....	0	0	0	0	0	0	0	0	0	0	0	0
35. TOTALS (a).....	(1,003)	(1,003)	0	0	0	0	0	0	0	0	0	1,352

DETAILS OF WRITE-INS

3401.....												
3402.....												
3403.....												
3498. Summary of remaining write-ins for Line 34 from overflow page.....	0	0	0	0	0	0	0	0	0	0	0	0
3499. TOTALS (Lines 3401 through 3403 plus 3498) (Line 34 above).....	0	0	0	0	0	0	0	0	0	0	0	0

(a) Finance and service charges not included in Lines 1 to 35 \$.....0.

(b) For health business on indicated lines report: Number of persons insured under PPO managed care products.....0 and number of persons insured under indemnity only products.....0.

EXHIBIT OF PREMIUMS AND LOSSES (Statutory Page 14)



NAIC Group Code.....0140 NAIC Company Code....26093

BUSINESS IN THE STATE OF MASSACHUSETTS DURING THE YEAR

Line of Business	Gross Premiums, Including Policy and Membership Fees, Less Return Premiums and Premiums on Policies not Taken		3 Dividends Paid or Credited to Policyholders on Direct Business	4 Direct Unearned Premium Reserves	5 Direct Losses Paid (deducting salvage)	6 Direct Losses Incurred	7 Direct Losses Unpaid	8 Direct Defense and Cost Containment Expense Paid	9 Direct Defense and Cost Containment Expense Incurred	10 Direct Defense and Cost Containment Expense Unpaid	11 Commissions and Brokerage Expenses	12 Taxes, Licenses and Fees
	1 Direct Premiums Written	2 Direct Premiums Earned										
1. Fire.....												
2.1 Allied lines.....												
2.2 Multiple peril crop.....												
2.3 Federal flood.....												
2.4 Private crop.....												
2.5 Private flood.....												
3. Farmowners multiple peril.....												
4. Homeowners multiple peril.....												250
5.1 Commercial multiple peril (non-liability portion).....	562,253	201,480		360,773	17,795	69,264	51,469		2,157	2,157	92,747	74,937
5.2 Commercial multiple peril (liability portion).....	142,016	53,979		88,037		8,011	8,011		3,599	3,599	23,315	21,560
6. Mortgage guaranty.....												
8. Ocean marine.....												
9. Inland marine.....												
10. Financial guaranty.....												
11. Medical professional liability.....												
12. Earthquake.....	731	274		457							123	17
13. Group accident and health (b).....												
14. Credit A&H (group and individual).....												
15.1 Collectively renewable A&H (b).....												
15.2 Non-cancelable A&H (b).....												
15.3 Guaranteed renewable A&H (b).....												
15.4 Non-renewable for stated reasons only (b).....												
15.5 Other accident only.....												
15.6 Medicare Title XVIII exempt from state taxes or fees.....												
15.7 All other A&H (b).....												
15.8 Federal employees health benefits plan premium.....												
16. Workers' compensation.....												
17.1 Other liability-occurrence.....												
17.2 Other liability-claims-made.....												
17.3 Excess workers' compensation.....												
18. Products liability.....												
19.1 Private passenger auto no-fault (personal injury protection).....												15,309
19.2 Other private passenger auto liability.....												415
19.3 Commercial auto no-fault (personal injury protection).....	1,858	638		1,220		214	214		43	43	285	
19.4 Other commercial auto liability.....	145,210	45,653		99,556	2,250	24,639	22,389		1,232	1,232	22,047	26,557
21.1 Private passenger auto physical damage.....												
21.2 Commercial auto physical damage.....	53,954	17,047		36,907	12,874	13,085	211		35	35	8,209	11,001
22. Aircraft (all perils).....												
23. Fidelity.....												
24. Surety.....												
26. Burglary and theft.....												
27. Boiler and machinery.....	13,612	4,647		8,965	4,232	4,562	331		26	26	2,242	2,099
28. Credit.....												
29. International.....												
30. Warranty.....												
34. Aggregate write-ins for other lines of business.....	0	0	0	0	0	0	0	0	0	0	0	0
35. TOTALS (a).....	919,634	323,718	0	595,916	37,151	119,775	82,625	0	7,093	7,093	148,969	152,146

DETAILS OF WRITE-INS

3401.....												
3402.....												
3403.....												
3498. Summary of remaining write-ins for Line 34 from overflow page.....	0	0	0	0	0	0	0	0	0	0	0	0
3499. TOTALS (Lines 3401 through 3403 plus 3498) (Line 34 above).....	0	0	0	0	0	0	0	0	0	0	0	0

(a) Finance and service charges not included in Lines 1 to 35 \$.....3,400.

(b) For health business on indicated lines report: Number of persons insured under PPO managed care products.....0 and number of persons insured under indemnity only products.....0.

EXHIBIT OF PREMIUMS AND LOSSES (Statutory Page 14)



NAIC Group Code.....0140 NAIC Company Code....26093

BUSINESS IN THE STATE OF MARYLAND DURING THE YEAR

Line of Business	Gross Premiums, Including Policy and Membership Fees, Less Return Premiums and Premiums on Policies not Taken		3 Dividends Paid or Credited to Policyholders on Direct Business	4 Direct Unearned Premium Reserves	5 Direct Losses Paid (deducting salvage)	6 Direct Losses Incurred	7 Direct Losses Unpaid	8 Direct Defense and Cost Containment Expense Paid	9 Direct Defense and Cost Containment Expense Incurred	10 Direct Defense and Cost Containment Expense Unpaid	11 Commissions and Brokerage Expenses	12 Taxes, Licenses and Fees
	1 Direct Premiums Written	2 Direct Premiums Earned										
1. Fire.....												
2.1 Allied lines.....												
2.2 Multiple peril crop.....												
2.3 Federal flood.....												
2.4 Private crop.....												
2.5 Private flood.....												
3. Farmowners multiple peril.....												
4. Homeowners multiple peril.....												
5.1 Commercial multiple peril (non-liability portion).....	3,851,827	1,702,990		2,148,837	359,354	579,405	220,051	1,529	14,721	13,192	616,785	77,226
5.2 Commercial multiple peril (liability portion).....	1,297,064	599,963		697,101	27,303	230,279	202,976	925	59,321	58,396	206,803	26,017
6. Mortgage guaranty.....												
8. Ocean marine.....												
9. Inland marine.....	365,130	365,130		(0)							2,298	7,358
10. Financial guaranty.....												
11. Medical professional liability.....												
12. Earthquake.....	5,699	2,934		2,765							913	114
13. Group accident and health (b).....												
14. Credit A&H (group and individual).....												
15.1 Collectively renewable A&H (b).....												
15.2 Non-cancelable A&H (b).....												
15.3 Guaranteed renewable A&H (b).....												
15.4 Non-renewable for stated reasons only (b).....												
15.5 Other accident only.....												
15.6 Medicare Title XVIII exempt from state taxes or fees.....												
15.7 All other A&H (b).....												
15.8 Federal employees health benefits plan premium.....												
16. Workers' compensation.....												
17.1 Other liability-occurrence.....	195,233	87,774		108,142		19,397	19,397		8,794	8,794	32,054	3,960
17.2 Other liability-claims-made.....	4,326	1,263		3,063							708	87
17.3 Excess workers' compensation.....												
18. Products liability.....												
19.1 Private passenger auto no-fault (personal injury protection).....	6,624,843	7,078,315		1,585,502	2,677,341	2,574,919	1,404,865	60,469	22,014	127,891	931,057	133,384
19.2 Other private passenger auto liability.....	55,951,321	59,348,144		13,393,238	39,366,732	34,270,896	41,136,650	1,739,624	1,389,064	3,333,762	7,943,192	1,126,694
19.3 Commercial auto no-fault (personal injury protection).....	8,924	3,801		5,123	2,500	4,800	2,300		498	498	1,313	179
19.4 Other commercial auto liability.....	422,460	179,957		242,502	10,317	65,786	55,469		4,194	4,194	63,299	8,464
21.1 Private passenger auto physical damage.....	41,637,961	43,733,574		10,161,810	25,685,112	26,254,272	1,913,085	49,694	23,659	66,146	5,958,350	838,440
21.2 Commercial auto physical damage.....	159,285	68,329		90,957	17,477	22,901	5,424		384	384	23,799	3,190
22. Aircraft (all perils).....												
23. Fidelity.....												
24. Surety.....												
26. Burglary and theft.....												
27. Boiler and machinery.....	130,634	57,495		73,139	3,118	5,221	2,103		325	325	20,970	2,620
28. Credit.....												
29. International.....												
30. Warranty.....												
34. Aggregate write-ins for other lines of business.....	0	0	0	0	0	0	0	0	0	0	0	0
35. TOTALS (a).....	110,654,707	113,229,671	0	28,512,178	68,149,254	64,027,875	44,962,320	1,852,241	1,522,974	3,613,583	15,801,541	2,227,735

DETAILS OF WRITE-INS

3401.....												
3402.....												
3403.....												
3498. Summary of remaining write-ins for Line 34 from overflow page.....	0	0	0	0	0	0	0	0	0	0	0	0
3499. TOTALS (Lines 3401 through 3403 plus 3498) (Line 34 above).....	0	0	0	0	0	0	0	0	0	0	0	0

(a) Finance and service charges not included in Lines 1 to 35 \$.....780,987.

(b) For health business on indicated lines report: Number of persons insured under PPO managed care products.....0 and number of persons insured under indemnity only products.....0.

EXHIBIT OF PREMIUMS AND LOSSES (Statutory Page 14)



NAIC Group Code.....0140 NAIC Company Code....26093

BUSINESS IN THE STATE OF MAINE DURING THE YEAR

19

Line of Business	Gross Premiums, Including Policy and Membership Fees, Less Return Premiums and Premiums on Policies not Taken		3 Dividends Paid or Credited to Policyholders on Direct Business	4 Direct Unearned Premium Reserves	5 Direct Losses Paid (deducting salvage)	6 Direct Losses Incurred	7 Direct Losses Unpaid	8 Direct Defense and Cost Containment Expense Paid	9 Direct Defense and Cost Containment Expense Incurred	10 Direct Defense and Cost Containment Expense Unpaid	11 Commissions and Brokerage Expenses	12 Taxes, Licenses and Fees
	1 Direct Premiums Written	2 Direct Premiums Earned										
1. Fire.....												
2.1 Allied lines.....												
2.2 Multiple peril crop.....												
2.3 Federal flood.....												
2.4 Private crop.....												
2.5 Private flood.....												
3. Farmowners multiple peril.....												
4. Homeowners multiple peril.....												203
5.1 Commercial multiple peril (non-liability portion).....												
5.2 Commercial multiple peril (liability portion).....												
6. Mortgage guaranty.....												
8. Ocean marine.....												
9. Inland marine.....												
10. Financial guaranty.....												
11. Medical professional liability.....												
12. Earthquake.....												
13. Group accident and health (b).....												
14. Credit A&H (group and individual).....												
15.1 Collectively renewable A&H (b).....												
15.2 Non-cancelable A&H (b).....												
15.3 Guaranteed renewable A&H (b).....												
15.4 Non-renewable for stated reasons only (b).....												
15.5 Other accident only.....												
15.6 Medicare Title XVIII exempt from state taxes or fees.....												
15.7 All other A&H (b).....												
15.8 Federal employees health benefits plan premium.....												
16. Workers' compensation.....												
17.1 Other liability-occurrence.....												
17.2 Other liability-claims-made.....												
17.3 Excess workers' compensation.....												
18. Products liability.....												
19.1 Private passenger auto no-fault (personal injury protection).....												
19.2 Other private passenger auto liability.....						102	(166)		(162)	174		17,474
19.3 Commercial auto no-fault (personal injury protection).....												
19.4 Other commercial auto liability.....												
21.1 Private passenger auto physical damage.....						59	(30)		1	2		
21.2 Commercial auto physical damage.....												
22. Aircraft (all perils).....												
23. Fidelity.....												
24. Surety.....												
26. Burglary and theft.....												
27. Boiler and machinery.....												
28. Credit.....												
29. International.....												
30. Warranty.....												
34. Aggregate write-ins for other lines of business.....	0	0	0	0	0	0	0	0	0	0	0	0
35. TOTALS (a).....	0	0	0	0	0	161	(196)	0	(160)	176	0	17,677

DETAILS OF WRITE-INS

3401.....												
3402.....												
3403.....												
3498. Summary of remaining write-ins for Line 34 from overflow page.....	0	0	0	0	0	0	0	0	0	0	0	0
3499. TOTALS (Lines 3401 through 3403 plus 3498) (Line 34 above).....	0	0	0	0	0	0	0	0	0	0	0	0

(a) Finance and service charges not included in Lines 1 to 35 \$.....0.

(b) For health business on indicated lines report: Number of persons insured under PPO managed care products.....0 and number of persons insured under indemnity only products.....0.

EXHIBIT OF PREMIUMS AND LOSSES (Statutory Page 14)



NAIC Group Code.....0140 NAIC Company Code....26093

BUSINESS IN THE STATE OF MICHIGAN DURING THE YEAR

Line of Business	Gross Premiums, Including Policy and Membership Fees, Less Return Premiums and Premiums on Policies not Taken		3 Dividends Paid or Credited to Policyholders on Direct Business	4 Direct Unearned Premium Reserves	5 Direct Losses Paid (deducting salvage)	6 Direct Losses Incurred	7 Direct Losses Unpaid	8 Direct Defense and Cost Containment Expense Paid	9 Direct Defense and Cost Containment Expense Incurred	10 Direct Defense and Cost Containment Expense Unpaid	11 Commissions and Brokerage Expenses	12 Taxes, Licenses and Fees
	1 Direct Premiums Written	2 Direct Premiums Earned										
1. Fire.....												
2.1 Allied lines.....												
2.2 Multiple peril crop.....												
2.3 Federal flood.....												
2.4 Private crop.....												
2.5 Private flood.....												
3. Farmowners multiple peril.....												
4. Homeowners multiple peril.....												600
5.1 Commercial multiple peril (non-liability portion).....												
5.2 Commercial multiple peril (liability portion).....												
6. Mortgage guaranty.....												
8. Ocean marine.....												
9. Inland marine.....												
10. Financial guaranty.....												
11. Medical professional liability.....												
12. Earthquake.....												
13. Group accident and health (b).....												
14. Credit A&H (group and individual).....												
15.1 Collectively renewable A&H (b).....												
15.2 Non-cancelable A&H (b).....												
15.3 Guaranteed renewable A&H (b).....												
15.4 Non-renewable for stated reasons only (b).....												
15.5 Other accident only.....												
15.6 Medicare Title XVIII exempt from state taxes or fees.....												
15.7 All other A&H (b).....												
15.8 Federal employees health benefits plan premium.....												
16. Workers' compensation.....												
17.1 Other liability-occurrence.....												
17.2 Other liability-claims-made.....												
17.3 Excess workers' compensation.....												
18. Products liability.....												
19.1 Private passenger auto no-fault (personal injury protection).....												
19.2 Other private passenger auto liability.....	(4)	(4)										(0)
19.3 Commercial auto no-fault (personal injury protection).....												
19.4 Other commercial auto liability.....												
21.1 Private passenger auto physical damage.....												
21.2 Commercial auto physical damage.....												
22. Aircraft (all perils).....												
23. Fidelity.....												
24. Surety.....												
26. Burglary and theft.....												
27. Boiler and machinery.....												
28. Credit.....												
29. International.....												
30. Warranty.....												
34. Aggregate write-ins for other lines of business.....	0	0	0	0	0	0	0	0	0	0	0	0
35. TOTALS (a).....	(4)	(4)	0	0	0	0	0	0	0	0	0	600

DETAILS OF WRITE-INS

3401.....												
3402.....												
3403.....												
3498. Summary of remaining write-ins for Line 34 from overflow page.....	0	0	0	0	0	0	0	0	0	0	0	0
3499. TOTALS (Lines 3401 through 3403 plus 3498) (Line 34 above).....	0	0	0	0	0	0	0	0	0	0	0	0

(a) Finance and service charges not included in Lines 1 to 35 \$.....0.

(b) For health business on indicated lines report: Number of persons insured under PPO managed care products.....0 and number of persons insured under indemnity only products.....0.

EXHIBIT OF PREMIUMS AND LOSSES (Statutory Page 14)



NAIC Group Code.....0140 NAIC Company Code....26093

BUSINESS IN THE STATE OF MINNESOTA DURING THE YEAR

19

Line of Business	Gross Premiums, Including Policy and Membership Fees, Less Return Premiums and Premiums on Policies not Taken		3 Dividends Paid or Credited to Policyholders on Direct Business	4 Direct Unearned Premium Reserves	5 Direct Losses Paid (deducting salvage)	6 Direct Losses Incurred	7 Direct Losses Unpaid	8 Direct Defense and Cost Containment Expense Paid	9 Direct Defense and Cost Containment Expense Incurred	10 Direct Defense and Cost Containment Expense Unpaid	11 Commissions and Brokerage Expenses	12 Taxes, Licenses and Fees
	1 Direct Premiums Written	2 Direct Premiums Earned										
1. Fire.....												
2.1 Allied lines.....												
2.2 Multiple peril crop.....												
2.3 Federal flood.....												
2.4 Private crop.....												
2.5 Private flood.....												
3. Farmowners multiple peril.....												
4. Homeowners multiple peril.....												
5.1 Commercial multiple peril (non-liability portion).....	25,221	1,057		24,164							4,694	100
5.2 Commercial multiple peril (liability portion).....	2,639	112		2,527							491	53
6. Mortgage guaranty.....												
8. Ocean marine.....												
9. Inland marine.....												
10. Financial guaranty.....												
11. Medical professional liability.....												
12. Earthquake.....												
13. Group accident and health (b).....												
14. Credit A&H (group and individual).....												
15.1 Collectively renewable A&H (b).....												
15.2 Non-cancelable A&H (b).....												
15.3 Guaranteed renewable A&H (b).....												
15.4 Non-renewable for stated reasons only (b).....												
15.5 Other accident only.....												
15.6 Medicare Title XVIII exempt from state taxes or fees.....												
15.7 All other A&H (b).....												
15.8 Federal employees health benefits plan premium.....												
16. Workers' compensation.....												
17.1 Other liability-occurrence.....	37,889	1,579		36,310							6,952	759
17.2 Other liability-claims-made.....	174	7		167							32	3
17.3 Excess workers' compensation.....												
18. Products liability.....												
19.1 Private passenger auto no-fault (personal injury protection).....						26	(0)		148	296		
19.2 Other private passenger auto liability.....						(800)	(1,467)		(75)	251		95,384
19.3 Commercial auto no-fault (personal injury protection).....	825	36		789							139	17
19.4 Other commercial auto liability.....	13,130	553		12,577							2,260	263
21.1 Private passenger auto physical damage.....						(643)	(1,973)		(24)	4		
21.2 Commercial auto physical damage.....	6,582	277		6,305							1,134	132
22. Aircraft (all perils).....												
23. Fidelity.....												
24. Surety.....												
26. Burglary and theft.....												
27. Boiler and machinery.....	67	3		64							12	1
28. Credit.....												
29. International.....												
30. Warranty.....												
34. Aggregate write-ins for other lines of business.....	0	0	0	0	0	0	0	0	0	0	0	0
35. TOTALS (a).....	86,527	3,624	0	82,903	(800)	(2,084)	(2,823)	0	49	551	15,716	97,218

DETAILS OF WRITE-INS

3401.....												
3402.....												
3403.....												
3498. Summary of remaining write-ins for Line 34 from overflow page.....	0	0	0	0	0	0	0	0	0	0	0	0
3499. TOTALS (Lines 3401 through 3403 plus 3498) (Line 34 above).....	0	0	0	0	0	0	0	0	0	0	0	0

(a) Finance and service charges not included in Lines 1 to 35 \$.....154.

(b) For health business on indicated lines report: Number of persons insured under PPO managed care products.....0 and number of persons insured under indemnity only products.....0.

EXHIBIT OF PREMIUMS AND LOSSES (Statutory Page 14)



NAIC Group Code.....0140 NAIC Company Code....26093

BUSINESS IN THE STATE OF MISSOURI DURING THE YEAR

19

Line of Business	Gross Premiums, Including Policy and Membership Fees, Less Return Premiums and Premiums on Policies not Taken		3 Dividends Paid or Credited to Policyholders on Direct Business	4 Direct Unearned Premium Reserves	5 Direct Losses Paid (deducting salvage)	6 Direct Losses Incurred	7 Direct Losses Unpaid	8 Direct Defense and Cost Containment Expense Paid	9 Direct Defense and Cost Containment Expense Incurred	10 Direct Defense and Cost Containment Expense Unpaid	11 Commissions and Brokerage Expenses	12 Taxes, Licenses and Fees
	1 Direct Premiums Written	2 Direct Premiums Earned										
1. Fire.....												
2.1 Allied lines.....												
2.2 Multiple peril crop.....												
2.3 Federal flood.....												
2.4 Private crop.....												
2.5 Private flood.....												
3. Farmowners multiple peril.....												
4. Homeowners multiple peril.....	37,635,627	39,643,560		19,406,384	22,490,197	24,423,963	8,373,366	777,419	849,427	719,898	4,363,936	756,219
5.1 Commercial multiple peril (non-liability portion).....												
5.2 Commercial multiple peril (liability portion).....												
6. Mortgage guaranty.....												
8. Ocean marine.....												
9. Inland marine.....	590,741	641,869		299,965	259,027	260,318	46,658	3,549	3,646	332	68,423	11,829
10. Financial guaranty.....												
11. Medical professional liability.....												
12. Earthquake.....	1,541,822	1,655,716		803,417		41,400	102,338		11,820	19,421	186,890	30,869
13. Group accident and health (b).....												
14. Credit A&H (group and individual).....												
15.1 Collectively renewable A&H (b).....												
15.2 Non-cancelable A&H (b).....												
15.3 Guaranteed renewable A&H (b).....												
15.4 Non-renewable for stated reasons only (b).....												
15.5 Other accident only.....												
15.6 Medicare Title XVIII exempt from state taxes or fees.....												
15.7 All other A&H (b).....												
15.8 Federal employees health benefits plan premium.....												
16. Workers' compensation.....												
17.1 Other liability-occurrence.....	222,333	247,148		114,561							25,797	4,452
17.2 Other liability-claims-made.....												
17.3 Excess workers' compensation.....												
18. Products liability.....												
19.1 Private passenger auto no-fault (personal injury protection).....												
19.2 Other private passenger auto liability.....					346,486	(8,018)	(3,719)	29,007	20,687	5,818		
19.3 Commercial auto no-fault (personal injury protection).....												
19.4 Other commercial auto liability.....												
21.1 Private passenger auto physical damage.....					(1,893)	(5,334)	(12,943)	65	(270)	538		
21.2 Commercial auto physical damage.....												
22. Aircraft (all perils).....												
23. Fidelity.....												
24. Surety.....												
26. Burglary and theft.....												
27. Boiler and machinery.....	78,951	87,378		39,710	35,468	35,468					9,444	1,583
28. Credit.....												
29. International.....												
30. Warranty.....												
34. Aggregate write-ins for other lines of business.....	0	0	0	0	0	0	0	0	0	0	0	0
35. TOTALS (a).....	40,069,474	42,275,671	0	20,664,036	23,129,285	24,747,797	8,505,700	810,040	885,310	746,007	4,654,490	804,951

DETAILS OF WRITE-INS

3401.												
3402.												
3403.												
3498. Summary of remaining write-ins for Line 34 from overflow page.....	0	0	0	0	0	0	0	0	0	0	0	0
3499. TOTALS (Lines 3401 through 3403 plus 3498) (Line 34 above).....	0	0	0	0	0	0	0	0	0	0	0	0

(a) Finance and service charges not included in Lines 1 to 35 \$.....132,321.

(b) For health business on indicated lines report: Number of persons insured under PPO managed care products.....0 and number of persons insured under indemnity only products.....0.

EXHIBIT OF PREMIUMS AND LOSSES (Statutory Page 14)



NAIC Group Code.....0140 NAIC Company Code....26093

BUSINESS IN THE STATE OF MISSISSIPPI DURING THE YEAR

19

Line of Business	Gross Premiums, Including Policy and Membership Fees, Less Return Premiums and Premiums on Policies not Taken		3 Dividends Paid or Credited to Policyholders on Direct Business	4 Direct Unearned Premium Reserves	5 Direct Losses Paid (deducting salvage)	6 Direct Losses Incurred	7 Direct Losses Unpaid	8 Direct Defense and Cost Containment Expense Paid	9 Direct Defense and Cost Containment Expense Incurred	10 Direct Defense and Cost Containment Expense Unpaid	11 Commissions and Brokerage Expenses	12 Taxes, Licenses and Fees
	1 Direct Premiums Written	2 Direct Premiums Earned										
1. Fire.....												
2.1 Allied lines.....												
2.2 Multiple peril crop.....												
2.3 Federal flood.....												
2.4 Private crop.....												
2.5 Private flood.....												
3. Farmowners multiple peril.....												
4. Homeowners multiple peril.....												
5.1 Commercial multiple peril (non-liability portion).....												
5.2 Commercial multiple peril (liability portion).....												
6. Mortgage guaranty.....												
8. Ocean marine.....												
9. Inland marine.....												
10. Financial guaranty.....												
11. Medical professional liability.....												
12. Earthquake.....												
13. Group accident and health (b).....												
14. Credit A&H (group and individual).....												
15.1 Collectively renewable A&H (b).....												
15.2 Non-cancelable A&H (b).....												
15.3 Guaranteed renewable A&H (b).....												
15.4 Non-renewable for stated reasons only (b).....												
15.5 Other accident only.....												
15.6 Medicare Title XVIII exempt from state taxes or fees.....												
15.7 All other A&H (b).....												
15.8 Federal employees health benefits plan premium.....												
16. Workers' compensation.....												
17.1 Other liability-occurrence.....												
17.2 Other liability-claims-made.....												
17.3 Excess workers' compensation.....												
18. Products liability.....												
19.1 Private passenger auto no-fault (personal injury protection).....												
19.2 Other private passenger auto liability.....	(3,221)	(3,221)			4,923,827	598,010	3,662,836	578,385	247,152	568,804	282	270,793
19.3 Commercial auto no-fault (personal injury protection).....												
19.4 Other commercial auto liability.....												
21.1 Private passenger auto physical damage.....	(2,111)	(2,125)			(37,694)	51,169	(56,780)	95	(12,667)	7,836	336	8,078
21.2 Commercial auto physical damage.....												
22. Aircraft (all perils).....												
23. Fidelity.....												
24. Surety.....												
26. Burglary and theft.....												
27. Boiler and machinery.....												
28. Credit.....												
29. International.....												
30. Warranty.....												
34. Aggregate write-ins for other lines of business.....	0	0	0	0	0	0	0	0	0	0	0	0
35. TOTALS (a).....	(5,333)	(5,347)	0	0	4,886,134	649,179	3,606,057	578,480	234,485	576,640	618	278,870

DETAILS OF WRITE-INS

3401.....												
3402.....												
3403.....												
3498. Summary of remaining write-ins for Line 34 from overflow page.....	0	0	0	0	0	0	0	0	0	0	0	0
3499. TOTALS (Lines 3401 through 3403 plus 3498) (Line 34 above).....	0	0	0	0	0	0	0	0	0	0	0	0

(a) Finance and service charges not included in Lines 1 to 35 \$.....0.

(b) For health business on indicated lines report: Number of persons insured under PPO managed care products.....0 and number of persons insured under indemnity only products.....0.

EXHIBIT OF PREMIUMS AND LOSSES (Statutory Page 14)



NAIC Group Code.....0140 NAIC Company Code....26093

BUSINESS IN THE STATE OF MONTANA DURING THE YEAR

Line of Business	Gross Premiums, Including Policy and Membership Fees, Less Return Premiums and Premiums on Policies not Taken		3 Dividends Paid or Credited to Policyholders on Direct Business	4 Direct Unearned Premium Reserves	5 Direct Losses Paid (deducting salvage)	6 Direct Losses Incurred	7 Direct Losses Unpaid	8 Direct Defense and Cost Containment Expense Paid	9 Direct Defense and Cost Containment Expense Incurred	10 Direct Defense and Cost Containment Expense Unpaid	11 Commissions and Brokerage Expenses	12 Taxes, Licenses and Fees
	1 Direct Premiums Written	2 Direct Premiums Earned										
1. Fire.....												
2.1 Allied lines.....												
2.2 Multiple peril crop.....												
2.3 Federal flood.....												
2.4 Private crop.....												
2.5 Private flood.....												
3. Farmowners multiple peril.....												
4. Homeowners multiple peril.....												1,900
5.1 Commercial multiple peril (non-liability portion).....												
5.2 Commercial multiple peril (liability portion).....												
6. Mortgage guaranty.....												
8. Ocean marine.....												
9. Inland marine.....												
10. Financial guaranty.....												
11. Medical professional liability.....												
12. Earthquake.....												
13. Group accident and health (b).....												
14. Credit A&H (group and individual).....												
15.1 Collectively renewable A&H (b).....												
15.2 Non-cancelable A&H (b).....												
15.3 Guaranteed renewable A&H (b).....												
15.4 Non-renewable for stated reasons only (b).....												
15.5 Other accident only.....												
15.6 Medicare Title XVIII exempt from state taxes or fees.....												
15.7 All other A&H (b).....												
15.8 Federal employees health benefits plan premium.....												
16. Workers' compensation.....												
17.1 Other liability-occurrence.....												
17.2 Other liability-claims-made.....												
17.3 Excess workers' compensation.....												
18. Products liability.....												
19.1 Private passenger auto no-fault (personal injury protection).....												
19.2 Other private passenger auto liability.....												1,150
19.3 Commercial auto no-fault (personal injury protection).....												
19.4 Other commercial auto liability.....												
21.1 Private passenger auto physical damage.....												
21.2 Commercial auto physical damage.....												
22. Aircraft (all perils).....												
23. Fidelity.....												
24. Surety.....												
26. Burglary and theft.....												
27. Boiler and machinery.....												
28. Credit.....												
29. International.....												
30. Warranty.....												
34. Aggregate write-ins for other lines of business.....	0	0	0	0	0	0	0	0	0	0	0	0
35. TOTALS (a).....	0	0	0	0	0	0	0	0	0	0	0	3,050

DETAILS OF WRITE-INS

3401.....												
3402.....												
3403.....												
3498. Summary of remaining write-ins for Line 34 from overflow page.....	0	0	0	0	0	0	0	0	0	0	0	0
3499. TOTALS (Lines 3401 through 3403 plus 3498) (Line 34 above).....	0	0	0	0	0	0	0	0	0	0	0	0

(a) Finance and service charges not included in Lines 1 to 35 \$.....0.

(b) For health business on indicated lines report: Number of persons insured under PPO managed care products.....0 and number of persons insured under indemnity only products.....0.

EXHIBIT OF PREMIUMS AND LOSSES (Statutory Page 14)



NAIC Group Code.....0140 NAIC Company Code....26093

BUSINESS IN THE STATE OF NORTH CAROLINA DURING THE YEAR

Line of Business	Gross Premiums, Including Policy and Membership Fees, Less Return Premiums and Premiums on Policies not Taken		3 Dividends Paid or Credited to Policyholders on Direct Business	4 Direct Unearned Premium Reserves	5 Direct Losses Paid (deducting salvage)	6 Direct Losses Incurred	7 Direct Losses Unpaid	8 Direct Defense and Cost Containment Expense Paid	9 Direct Defense and Cost Containment Expense Incurred	10 Direct Defense and Cost Containment Expense Unpaid	11 Commissions and Brokerage Expenses	12 Taxes, Licenses and Fees
	1 Direct Premiums Written	2 Direct Premiums Earned										
1. Fire.....												
2.1 Allied lines.....												
2.2 Multiple peril crop.....												
2.3 Federal flood.....												
2.4 Private crop.....												
2.5 Private flood.....												
3. Farmowners multiple peril.....												
4. Homeowners multiple peril.....												
5.1 Commercial multiple peril (non-liability portion).....							0			(0)		639
5.2 Commercial multiple peril (liability portion).....												
6. Mortgage guaranty.....												
8. Ocean marine.....												
9. Inland marine.....												
10. Financial guaranty.....												
11. Medical professional liability.....												
12. Earthquake.....												
13. Group accident and health (b).....												
14. Credit A&H (group and individual).....												
15.1 Collectively renewable A&H (b).....												
15.2 Non-cancelable A&H (b).....												
15.3 Guaranteed renewable A&H (b).....												
15.4 Non-renewable for stated reasons only (b).....												
15.5 Other accident only.....												
15.6 Medicare Title XVIII exempt from state taxes or fees.....												
15.7 All other A&H (b).....												
15.8 Federal employees health benefits plan premium.....												
16. Workers' compensation.....												
17.1 Other liability-occurrence.....												
17.2 Other liability-claims-made.....												
17.3 Excess workers' compensation.....												
18. Products liability.....												
19.1 Private passenger auto no-fault (personal injury protection).....												
19.2 Other private passenger auto liability.....	(42)	(42)			337,802	(30,857)	174,197	58,856	(17,490)	79,099		112,762
19.3 Commercial auto no-fault (personal injury protection).....												
19.4 Other commercial auto liability.....												
21.1 Private passenger auto physical damage.....					(7,802)	7,646	33,096		(111)	5,113		
21.2 Commercial auto physical damage.....												
22. Aircraft (all perils).....												
23. Fidelity.....												
24. Surety.....												
26. Burglary and theft.....												
27. Boiler and machinery.....												
28. Credit.....												
29. International.....												
30. Warranty.....												
34. Aggregate write-ins for other lines of business.....	0	0	0	0	0	0	0	0	0	0	0	0
35. TOTALS (a).....	(42)	(42)	0	0	330,001	(23,211)	207,293	58,856	(17,601)	84,212	0	113,401

DETAILS OF WRITE-INS

3401.....												
3402.....												
3403.....												
3498. Summary of remaining write-ins for Line 34 from overflow page.....	0	0	0	0	0	0	0	0	0	0	0	0
3499. TOTALS (Lines 3401 through 3403 plus 3498) (Line 34 above).....	0	0	0	0	0	0	0	0	0	0	0	0

(a) Finance and service charges not included in Lines 1 to 35 \$.....0.

(b) For health business on indicated lines report: Number of persons insured under PPO managed care products.....0 and number of persons insured under indemnity only products.....0.

EXHIBIT OF PREMIUMS AND LOSSES (Statutory Page 14)



NAIC Group Code.....0140 NAIC Company Code....26093

BUSINESS IN THE STATE OF NORTH DAKOTA DURING THE YEAR

Line of Business	Gross Premiums, Including Policy and Membership Fees, Less Return Premiums and Premiums on Policies not Taken		3 Dividends Paid or Credited to Policyholders on Direct Business	4 Direct Unearned Premium Reserves	5 Direct Losses Paid (deducting salvage)	6 Direct Losses Incurred	7 Direct Losses Unpaid	8 Direct Defense and Cost Containment Expense Paid	9 Direct Defense and Cost Containment Expense Incurred	10 Direct Defense and Cost Containment Expense Unpaid	11 Commissions and Brokerage Expenses	12 Taxes, Licenses and Fees
	1 Direct Premiums Written	2 Direct Premiums Earned										
1. Fire.....												
2.1 Allied lines.....												
2.2 Multiple peril crop.....												
2.3 Federal flood.....												
2.4 Private crop.....												
2.5 Private flood.....												
3. Farmowners multiple peril.....												
4. Homeowners multiple peril.....	(15,169)	179,330		(574)	374,040	257,130	112,700	30,639	11,184	26,233	(9,794)	30,079
5.1 Commercial multiple peril (non-liability portion).....	176,814	53,066		123,748		14,912	14,912		351	351	28,765	5,180
5.2 Commercial multiple peril (liability portion).....	51,565	12,837		38,728		2,235	2,235		350	350	8,413	1,431
6. Mortgage guaranty.....												
8. Ocean marine.....												
9. Inland marine.....	(38)	3,024				(1,365)					(139)	89
10. Financial guaranty.....												
11. Medical professional liability.....												
12. Earthquake.....		101									(1)	
13. Group accident and health (b).....												
14. Credit A&H (group and individual).....												
15.1 Collectively renewable A&H (b).....												
15.2 Non-cancelable A&H (b).....												
15.3 Guaranteed renewable A&H (b).....												
15.4 Non-renewable for stated reasons only (b).....												
15.5 Other accident only.....												
15.6 Medicare Title XVIII exempt from state taxes or fees.....												
15.7 All other A&H (b).....												
15.8 Federal employees health benefits plan premium.....												
16. Workers' compensation.....												
17.1 Other liability-occurrence.....	(50)	2,060									(93)	207
17.2 Other liability-claims-made.....												
17.3 Excess workers' compensation.....												
18. Products liability.....												
19.1 Private passenger auto no-fault (personal injury protection).....												
19.2 Other private passenger auto liability.....	(48)	(48)										
19.3 Commercial auto no-fault (personal injury protection).....	1,792	699		1,093		394	394		38	38	262	49
19.4 Other commercial auto liability.....	38,303	15,782		22,521		4,770	4,770		472	472	5,723	1,003
21.1 Private passenger auto physical damage.....												
21.2 Commercial auto physical damage.....	47,178	19,329		27,849	2,851	3,519	668		14	14	7,231	1,258
22. Aircraft (all perils).....												
23. Fidelity.....												
24. Surety.....												
26. Burglary and theft.....				5,042	21,640	21,787	147		20	20	1,352	330
27. Boiler and machinery.....	8,587	4,871										
28. Credit.....												
29. International.....												
30. Warranty.....												
34. Aggregate write-ins for other lines of business.....	0	0	0	0	0	0	0	0	0	0	0	0
35. TOTALS (a).....	308,934	291,051	0	218,407	398,531	303,382	135,827	30,639	12,429	27,478	41,718	39,626

DETAILS OF WRITE-INS

3401.....												
3402.....												
3403.....												
3498. Summary of remaining write-ins for Line 34 from overflow page.....	0	0	0	0	0	0	0	0	0	0	0	0
3499. TOTALS (Lines 3401 through 3403 plus 3498) (Line 34 above).....	0	0	0	0	0	0	0	0	0	0	0	0

(a) Finance and service charges not included in Lines 1 to 35 \$.....208.

(b) For health business on indicated lines report: Number of persons insured under PPO managed care products.....0 and number of persons insured under indemnity only products.....0.

EXHIBIT OF PREMIUMS AND LOSSES (Statutory Page 14)



NAIC Group Code.....0140 NAIC Company Code....26093

BUSINESS IN THE STATE OF NEBRASKA DURING THE YEAR

Line of Business	Gross Premiums, Including Policy and Membership Fees, Less Return Premiums and Premiums on Policies not Taken		3 Dividends Paid or Credited to Policyholders on Direct Business	4 Direct Unearned Premium Reserves	5 Direct Losses Paid (deducting salvage)	6 Direct Losses Incurred	7 Direct Losses Unpaid	8 Direct Defense and Cost Containment Expense Paid	9 Direct Defense and Cost Containment Expense Incurred	10 Direct Defense and Cost Containment Expense Unpaid	11 Commissions and Brokerage Expenses	12 Taxes, Licenses and Fees
	1 Direct Premiums Written	2 Direct Premiums Earned										
1. Fire.....												
2.1 Allied lines.....												
2.2 Multiple peril crop.....												
2.3 Federal flood.....												
2.4 Private crop.....												
2.5 Private flood.....												
3. Farmowners multiple peril.....												
4. Homeowners multiple peril.....	(57,790)	2,096,582		(429)	4,607,558	2,965,985	1,002,433	209,952	77,840	201,253	(77,540)	80,431
5.1 Commercial multiple peril (non-liability portion).....												
5.2 Commercial multiple peril (liability portion).....												
6. Mortgage guaranty.....												
8. Ocean marine.....												
9. Inland marine.....	(577)	36,345			31,578	7,461		65	65		(1,312)	1,035
10. Financial guaranty.....												
11. Medical professional liability.....												
12. Earthquake.....	(35)	887									(35)	29
13. Group accident and health (b).....												
14. Credit A&H (group and individual).....												
15.1 Collectively renewable A&H (b).....												
15.2 Non-cancelable A&H (b).....												
15.3 Guaranteed renewable A&H (b).....												
15.4 Non-renewable for stated reasons only (b).....												
15.5 Other accident only.....												
15.6 Medicare Title XVIII exempt from state taxes or fees.....												
15.7 All other A&H (b).....												
15.8 Federal employees health benefits plan premium.....												
16. Workers' compensation.....												
17.1 Other liability-occurrence.....	(210)	11,216									(392)	238
17.2 Other liability-claims-made.....												
17.3 Excess workers' compensation.....												
18. Products liability.....												
19.1 Private passenger auto no-fault (personal injury protection).....												
19.2 Other private passenger auto liability.....					(2,000)	(1,494)	(1,567)	12	(3,831)	3,009		521
19.3 Commercial auto no-fault (personal injury protection).....												
19.4 Other commercial auto liability.....												
21.1 Private passenger auto physical damage.....					(1,606)	(4,273)	(4,781)	109	129	335		
21.2 Commercial auto physical damage.....												
22. Aircraft (all perils).....												
23. Fidelity.....												
24. Surety.....												
26. Burglary and theft.....												
27. Boiler and machinery.....	(111)	4,699			5,391	4,891		(50)	(50)		(157)	511
28. Credit.....												
29. International.....												
30. Warranty.....												
34. Aggregate write-ins for other lines of business.....	0	0	0	0	0	0	0	0	0	0	0	0
35. TOTALS (a).....	(58,724)	2,149,730	0	(429)	4,640,921	2,972,570	996,084	210,088	74,153	204,597	(79,437)	82,765

DETAILS OF WRITE-INS

3401.....												
3402.....												
3403.....												
3498. Summary of remaining write-ins for Line 34 from overflow page.....	0	0	0	0	0	0	0	0	0	0	0	0
3499. TOTALS (Lines 3401 through 3403 plus 3498) (Line 34 above).....	0	0	0	0	0	0	0	0	0	0	0	0

(a) Finance and service charges not included in Lines 1 to 35 \$.....3,189.

(b) For health business on indicated lines report: Number of persons insured under PPO managed care products.....0 and number of persons insured under indemnity only products.....0.

EXHIBIT OF PREMIUMS AND LOSSES (Statutory Page 14)



NAIC Group Code.....0140 NAIC Company Code....26093

BUSINESS IN THE STATE OF NEW HAMPSHIRE DURING THE YEAR

Line of Business	Gross Premiums, Including Policy and Membership Fees, Less Return Premiums and Premiums on Policies not Taken		3 Dividends Paid or Credited to Policyholders on Direct Business	4 Direct Unearned Premium Reserves	5 Direct Losses Paid (deducting salvage)	6 Direct Losses Incurred	7 Direct Losses Unpaid	8 Direct Defense and Cost Containment Expense Paid	9 Direct Defense and Cost Containment Expense Incurred	10 Direct Defense and Cost Containment Expense Unpaid	11 Commissions and Brokerage Expenses	12 Taxes, Licenses and Fees
	1 Direct Premiums Written	2 Direct Premiums Earned										
1. Fire.....												
2.1 Allied lines.....												
2.2 Multiple peril crop.....												
2.3 Federal flood.....												
2.4 Private crop.....												
2.5 Private flood.....												
3. Farmowners multiple peril.....												
4. Homeowners multiple peril.....												1,150
5.1 Commercial multiple peril (non-liability portion).....	138,122	38,262		99,860		1,489	1,489		314	314	22,274	3,320
5.2 Commercial multiple peril (liability portion).....	28,409	7,680		20,729		2,375	2,375		848	848	4,576	668
6. Mortgage guaranty.....												
8. Ocean marine.....												
9. Inland marine.....												
10. Financial guaranty.....												
11. Medical professional liability.....												
12. Earthquake.....												
13. Group accident and health (b).....												
14. Credit A&H (group and individual).....												
15.1 Collectively renewable A&H (b).....												
15.2 Non-cancelable A&H (b).....												
15.3 Guaranteed renewable A&H (b).....												
15.4 Non-renewable for stated reasons only (b).....												
15.5 Other accident only.....												
15.6 Medicare Title XVIII exempt from state taxes or fees.....												
15.7 All other A&H (b).....												
15.8 Federal employees health benefits plan premium.....												
16. Workers' compensation.....												
17.1 Other liability-occurrence.....												
17.2 Other liability-claims-made.....												
17.3 Excess workers' compensation.....												
18. Products liability.....												
19.1 Private passenger auto no-fault (personal injury protection).....												
19.2 Other private passenger auto liability.....												16,618
19.3 Commercial auto no-fault (personal injury protection).....												
19.4 Other commercial auto liability.....												
21.1 Private passenger auto physical damage.....												
21.2 Commercial auto physical damage.....												
22. Aircraft (all perils).....												
23. Fidelity.....												
24. Surety.....												
26. Burglary and theft.....												
27. Boiler and machinery.....	3,303	950		2,353		42	42		6	6	533	80
28. Credit.....												
29. International.....												
30. Warranty.....												
34. Aggregate write-ins for other lines of business.....	0	0	0	0	0	0	0	0	0	0	0	0
35. TOTALS (a).....	169,834	46,893	0	122,941	0	3,905	3,905	0	1,168	1,168	27,382	21,835

DETAILS OF WRITE-INS

3401.												
3402.												
3403.												
3498. Summary of remaining write-ins for Line 34 from overflow page.....	0	0	0	0	0	0	0	0	0	0	0	0
3499. TOTALS (Lines 3401 through 3403 plus 3498) (Line 34 above).....	0	0	0	0	0	0	0	0	0	0	0	0

(a) Finance and service charges not included in Lines 1 to 35 \$.....1.

(b) For health business on indicated lines report: Number of persons insured under PPO managed care products.....0 and number of persons insured under indemnity only products.....0.

EXHIBIT OF PREMIUMS AND LOSSES (Statutory Page 14)



NAIC Group Code.....0140 NAIC Company Code....26093

BUSINESS IN THE STATE OF NEW JERSEY DURING THE YEAR

Line of Business	Gross Premiums, Including Policy and Membership Fees, Less Return Premiums and Premiums on Policies not Taken		3 Dividends Paid or Credited to Policyholders on Direct Business	4 Direct Unearned Premium Reserves	5 Direct Losses Paid (deducting salvage)	6 Direct Losses Incurred	7 Direct Losses Unpaid	8 Direct Defense and Cost Containment Expense Paid	9 Direct Defense and Cost Containment Expense Incurred	10 Direct Defense and Cost Containment Expense Unpaid	11 Commissions and Brokerage Expenses	12 Taxes, Licenses and Fees
	1 Direct Premiums Written	2 Direct Premiums Earned										
1. Fire.....												
2.1 Allied lines.....												
2.2 Multiple peril crop.....												
2.3 Federal flood.....												
2.4 Private crop.....												
2.5 Private flood.....												
3. Farmowners multiple peril.....												
4. Homeowners multiple peril.....												250
5.1 Commercial multiple peril (non-liability portion).....												
5.2 Commercial multiple peril (liability portion).....												
6. Mortgage guaranty.....												
8. Ocean marine.....												
9. Inland marine.....												
10. Financial guaranty.....												
11. Medical professional liability.....												
12. Earthquake.....												
13. Group accident and health (b).....												
14. Credit A&H (group and individual).....												
15.1 Collectively renewable A&H (b).....												
15.2 Non-cancelable A&H (b).....												
15.3 Guaranteed renewable A&H (b).....												
15.4 Non-renewable for stated reasons only (b).....												
15.5 Other accident only.....												
15.6 Medicare Title XVIII exempt from state taxes or fees.....												
15.7 All other A&H (b).....												
15.8 Federal employees health benefits plan premium.....												
16. Workers' compensation.....												
17.1 Other liability-occurrence.....												
17.2 Other liability-claims-made.....												
17.3 Excess workers' compensation.....												
18. Products liability.....												
19.1 Private passenger auto no-fault (personal injury protection).....												
19.2 Other private passenger auto liability.....												2,290
19.3 Commercial auto no-fault (personal injury protection).....												
19.4 Other commercial auto liability.....												
21.1 Private passenger auto physical damage.....												
21.2 Commercial auto physical damage.....												
22. Aircraft (all perils).....												
23. Fidelity.....												
24. Surety.....												
26. Burglary and theft.....												
27. Boiler and machinery.....												
28. Credit.....												
29. International.....												
30. Warranty.....												
34. Aggregate write-ins for other lines of business.....	0	0	0	0	0	0	0	0	0	0	0	0
35. TOTALS (a).....	0	0	0	0	0	0	0	0	0	0	0	2,540

DETAILS OF WRITE-INS

3401.												
3402.												
3403.												
3498. Summary of remaining write-ins for Line 34 from overflow page.....	0	0	0	0	0	0	0	0	0	0	0	0
3499. TOTALS (Lines 3401 through 3403 plus 3498) (Line 34 above).....	0	0	0	0	0	0	0	0	0	0	0	0

(a) Finance and service charges not included in Lines 1 to 35 \$.....0.

(b) For health business on indicated lines report: Number of persons insured under PPO managed care products.....0 and number of persons insured under indemnity only products.....0.

EXHIBIT OF PREMIUMS AND LOSSES (Statutory Page 14)



NAIC Group Code.....0140 NAIC Company Code....26093

BUSINESS IN THE STATE OF NEW MEXICO DURING THE YEAR

19

Line of Business	Gross Premiums, Including Policy and Membership Fees, Less Return Premiums and Premiums on Policies not Taken		3 Dividends Paid or Credited to Policyholders on Direct Business	4 Direct Unearned Premium Reserves	5 Direct Losses Paid (deducting salvage)	6 Direct Losses Incurred	7 Direct Losses Unpaid	8 Direct Defense and Cost Containment Expense Paid	9 Direct Defense and Cost Containment Expense Incurred	10 Direct Defense and Cost Containment Expense Unpaid	11 Commissions and Brokerage Expenses	12 Taxes, Licenses and Fees
	1 Direct Premiums Written	2 Direct Premiums Earned										
1. Fire.....												
2.1 Allied lines.....												
2.2 Multiple peril crop.....												
2.3 Federal flood.....												
2.4 Private crop.....												
2.5 Private flood.....												
3. Farmowners multiple peril.....												
4. Homeowners multiple peril.....												
5.1 Commercial multiple peril (non-liability portion).....												
5.2 Commercial multiple peril (liability portion).....												
6. Mortgage guaranty.....												
8. Ocean marine.....												
9. Inland marine.....												
10. Financial guaranty.....												
11. Medical professional liability.....												
12. Earthquake.....												
13. Group accident and health (b).....												
14. Credit A&H (group and individual).....												
15.1 Collectively renewable A&H (b).....												
15.2 Non-cancelable A&H (b).....												
15.3 Guaranteed renewable A&H (b).....												
15.4 Non-renewable for stated reasons only (b).....												
15.5 Other accident only.....												
15.6 Medicare Title XVIII exempt from state taxes or fees.....												
15.7 All other A&H (b).....												
15.8 Federal employees health benefits plan premium.....												
16. Workers' compensation.....												
17.1 Other liability-occurrence.....												
17.2 Other liability-claims-made.....												
17.3 Excess workers' compensation.....												
18. Products liability.....												
19.1 Private passenger auto no-fault (personal injury protection).....												
19.2 Other private passenger auto liability.....												8,244
19.3 Commercial auto no-fault (personal injury protection).....												
19.4 Other commercial auto liability.....												
21.1 Private passenger auto physical damage.....												
21.2 Commercial auto physical damage.....												
22. Aircraft (all perils).....												
23. Fidelity.....												
24. Surety.....												
26. Burglary and theft.....												
27. Boiler and machinery.....												
28. Credit.....												
29. International.....												
30. Warranty.....												
34. Aggregate write-ins for other lines of business.....	0	0	0	0	0	0	0	0	0	0	0	0
35. TOTALS (a).....	0	0	0	0	0	0	0	0	0	0	0	8,244

DETAILS OF WRITE-INS

3401.....												
3402.....												
3403.....												
3498. Summary of remaining write-ins for Line 34 from overflow page.....	0	0	0	0	0	0	0	0	0	0	0	0
3499. TOTALS (Lines 3401 through 3403 plus 3498) (Line 34 above).....	0	0	0	0	0	0	0	0	0	0	0	0

(a) Finance and service charges not included in Lines 1 to 35 \$.....0.

(b) For health business on indicated lines report: Number of persons insured under PPO managed care products.....0 and number of persons insured under indemnity only products.....0.

EXHIBIT OF PREMIUMS AND LOSSES (Statutory Page 14)



NAIC Group Code.....0140 NAIC Company Code....26093

BUSINESS IN THE STATE OF NEVADA DURING THE YEAR

Line of Business	Gross Premiums, Including Policy and Membership Fees, Less Return Premiums and Premiums on Policies not Taken		3 Dividends Paid or Credited to Policyholders on Direct Business	4 Direct Unearned Premium Reserves	5 Direct Losses Paid (deducting salvage)	6 Direct Losses Incurred	7 Direct Losses Unpaid	8 Direct Defense and Cost Containment Expense Paid	9 Direct Defense and Cost Containment Expense Incurred	10 Direct Defense and Cost Containment Expense Unpaid	11 Commissions and Brokerage Expenses	12 Taxes, Licenses and Fees
	1 Direct Premiums Written	2 Direct Premiums Earned										
1. Fire.....												
2.1 Allied lines.....												
2.2 Multiple peril crop.....												
2.3 Federal flood.....												
2.4 Private crop.....												
2.5 Private flood.....												
3. Farmowners multiple peril.....												
4. Homeowners multiple peril.....												
5.1 Commercial multiple peril (non-liability portion).....												
5.2 Commercial multiple peril (liability portion).....												
6. Mortgage guaranty.....												
8. Ocean marine.....												
9. Inland marine.....												
10. Financial guaranty.....												
11. Medical professional liability.....												
12. Earthquake.....												
13. Group accident and health (b).....												
14. Credit A&H (group and individual).....												
15.1 Collectively renewable A&H (b).....												
15.2 Non-cancelable A&H (b).....												
15.3 Guaranteed renewable A&H (b).....												
15.4 Non-renewable for stated reasons only (b).....												
15.5 Other accident only.....												
15.6 Medicare Title XVIII exempt from state taxes or fees.....												
15.7 All other A&H (b).....												
15.8 Federal employees health benefits plan premium.....												
16. Workers' compensation.....												
17.1 Other liability-occurrence.....											1	(1)
17.2 Other liability-claims-made.....												
17.3 Excess workers' compensation.....												
18. Products liability.....												
19.1 Private passenger auto no-fault (personal injury protection).....												
19.2 Other private passenger auto liability.....	(2,476)	(2,476)			1,571,310	109,852	1,660,708	213,702	130,234	190,664	4,038	26,278
19.3 Commercial auto no-fault (personal injury protection).....												
19.4 Other commercial auto liability.....												
21.1 Private passenger auto physical damage.....	(868)	(868)			(42,616)	(19,634)	(5,296)	12,314	11,349	4,402	1,957	1,670
21.2 Commercial auto physical damage.....												
22. Aircraft (all perils).....												
23. Fidelity.....												
24. Surety.....												
26. Burglary and theft.....						(16)						
27. Boiler and machinery.....												
28. Credit.....												
29. International.....												
30. Warranty.....												
34. Aggregate write-ins for other lines of business.....	0	0	0	0	0	0	0	0	0	0	0	0
35. TOTALS (a).....	(3,344)	(3,344)	0	0	1,528,694	90,202	1,655,413	226,016	141,583	195,067	5,996	27,947

DETAILS OF WRITE-INS

3401.....												
3402.....												
3403.....												
3498. Summary of remaining write-ins for Line 34 from overflow page.....	0	0	0	0	0	0	0	0	0	0	0	0
3499. TOTALS (Lines 3401 through 3403 plus 3498) (Line 34 above).....	0	0	0	0	0	0	0	0	0	0	0	0

(a) Finance and service charges not included in Lines 1 to 35 \$.....0.

(b) For health business on indicated lines report: Number of persons insured under PPO managed care products.....0 and number of persons insured under indemnity only products.....0.

EXHIBIT OF PREMIUMS AND LOSSES (Statutory Page 14)



NAIC Group Code.....0140 NAIC Company Code....26093

BUSINESS IN THE STATE OF NEW YORK DURING THE YEAR

Line of Business	Gross Premiums, Including Policy and Membership Fees, Less Return Premiums and Premiums on Policies not Taken		3 Dividends Paid or Credited to Policyholders on Direct Business	4 Direct Unearned Premium Reserves	5 Direct Losses Paid (deducting salvage)	6 Direct Losses Incurred	7 Direct Losses Unpaid	8 Direct Defense and Cost Containment Expense Paid	9 Direct Defense and Cost Containment Expense Incurred	10 Direct Defense and Cost Containment Expense Unpaid	11 Commissions and Brokerage Expenses	12 Taxes, Licenses and Fees
	1 Direct Premiums Written	2 Direct Premiums Earned										
1. Fire.....												
2.1 Allied lines.....												
2.2 Multiple peril crop.....												
2.3 Federal flood.....												
2.4 Private crop.....												
2.5 Private flood.....												
3. Farmowners multiple peril.....												
4. Homeowners multiple peril.....												
5.1 Commercial multiple peril (non-liability portion).....												
5.2 Commercial multiple peril (liability portion).....												
6. Mortgage guaranty.....												
8. Ocean marine.....												
9. Inland marine.....	187,183	187,183		0							1,153	5,343
10. Financial guaranty.....												
11. Medical professional liability.....												
12. Earthquake.....												
13. Group accident and health (b).....												
14. Credit A&H (group and individual).....												
15.1 Collectively renewable A&H (b).....												
15.2 Non-cancelable A&H (b).....												
15.3 Guaranteed renewable A&H (b).....												
15.4 Non-renewable for stated reasons only (b).....												
15.5 Other accident only.....												
15.6 Medicare Title XVIII exempt from state taxes or fees.....												
15.7 All other A&H (b).....												
15.8 Federal employees health benefits plan premium.....												
16. Workers' compensation.....												
17.1 Other liability-occurrence.....	1,461	1,336		374							174	41
17.2 Other liability-claims-made.....												
17.3 Excess workers' compensation.....												
18. Products liability.....												
19.1 Private passenger auto no-fault (personal injury protection).....	12,103,554	12,784,850		2,904,786	10,781,345	12,614,257	13,924,848	4,403,385	4,961,333	7,606,057	1,576,787	345,663
19.2 Other private passenger auto liability.....	35,111,635	37,235,205		8,291,788	39,090,991	29,731,776	57,432,580	3,308,197	2,336,142	6,574,351	4,623,030	997,543
19.3 Commercial auto no-fault (personal injury protection).....												
19.4 Other commercial auto liability.....												
21.1 Private passenger auto physical damage.....	25,027,589	26,743,185		5,933,770	19,355,621	19,625,515	362,278	34,134	10,143	45,255	3,303,227	720,044
21.2 Commercial auto physical damage.....												
22. Aircraft (all perils).....												
23. Fidelity.....												
24. Surety.....												
26. Burglary and theft.....												
27. Boiler and machinery.....												
28. Credit.....												
29. International.....												
30. Warranty.....												
34. Aggregate write-ins for other lines of business.....	0	0	0	0	0	0	0	0	0	0	0	0
35. TOTALS (a).....	72,431,422	76,951,759	0	17,130,718	69,227,958	61,971,548	71,719,706	7,745,716	7,307,618	14,225,663	9,504,371	2,068,635

DETAILS OF WRITE-INS

3401.....												
3402.....												
3403.....												
3498. Summary of remaining write-ins for Line 34 from overflow page.....	0	0	0	0	0	0	0	0	0	0	0	0
3499. TOTALS (Lines 3401 through 3403 plus 3498) (Line 34 above).....	0	0	0	0	0	0	0	0	0	0	0	0

(a) Finance and service charges not included in Lines 1 to 35 \$.....548,151.

(b) For health business on indicated lines report: Number of persons insured under PPO managed care products.....0 and number of persons insured under indemnity only products.....0.

EXHIBIT OF PREMIUMS AND LOSSES (Statutory Page 14)



NAIC Group Code.....0140 NAIC Company Code....26093

BUSINESS IN THE STATE OF OHIO DURING THE YEAR

Line of Business	Gross Premiums, Including Policy and Membership Fees, Less Return Premiums and Premiums on Policies not Taken		3 Dividends Paid or Credited to Policyholders on Direct Business	4 Direct Unearned Premium Reserves	5 Direct Losses Paid (deducting salvage)	6 Direct Losses Incurred	7 Direct Losses Unpaid	8 Direct Defense and Cost Containment Expense Paid	9 Direct Defense and Cost Containment Expense Incurred	10 Direct Defense and Cost Containment Expense Unpaid	11 Commissions and Brokerage Expenses	12 Taxes, Licenses and Fees
	1 Direct Premiums Written	2 Direct Premiums Earned										
1. Fire.....												
2.1 Allied lines.....	52	30		22		2	2		0	0	2	1
2.2 Multiple peril crop.....												
2.3 Federal flood.....												
2.4 Private crop.....												
2.5 Private flood.....												
3. Farmowners multiple peril.....												
4. Homeowners multiple peril.....						(6)	1		(11)	3		250
5.1 Commercial multiple peril (non-liability portion).....	1,683,472	762,864		920,608	77,236	138,117	60,881	146	7,526	7,380	296,859	72,872
5.2 Commercial multiple peril (liability portion).....	491,365	228,277		263,088	11,416	69,865	58,449		24,960	24,960	89,165	23,669
6. Mortgage guaranty.....												
8. Ocean marine.....												
9. Inland marine.....												
10. Financial guaranty.....												
11. Medical professional liability.....												
12. Earthquake.....	2,311	1,135		1,176							392	125
13. Group accident and health (b).....												
14. Credit A&H (group and individual).....												
15.1 Collectively renewable A&H (b).....												
15.2 Non-cancelable A&H (b).....												
15.3 Guaranteed renewable A&H (b).....												
15.4 Non-renewable for stated reasons only (b).....												
15.5 Other accident only.....												
15.6 Medicare Title XVIII exempt from state taxes or fees.....												
15.7 All other A&H (b).....												
15.8 Federal employees health benefits plan premium.....												
16. Workers' compensation.....												
17.1 Other liability-occurrence.....												
17.2 Other liability-claims-made.....												
17.3 Excess workers' compensation.....												
18. Products liability.....												
19.1 Private passenger auto no-fault (personal injury protection).....												
19.2 Other private passenger auto liability.....	(1,421)	(1,421)					0			(0)		4,714
19.3 Commercial auto no-fault (personal injury protection).....												
19.4 Other commercial auto liability.....	601,909	264,772		337,137	65,366	188,489	123,123	76	7,274	7,198	92,464	32,047
21.1 Private passenger auto physical damage.....												
21.2 Commercial auto physical damage.....	417,388	184,943		232,444	23,456	35,016	11,561		1,181	1,181	64,260	21,231
22. Aircraft (all perils).....												
23. Fidelity.....												
24. Surety.....												
26. Burglary and theft.....												
27. Boiler and machinery.....	56,747	26,201		30,547	2,992	4,403	1,410		166	166	10,315	2,458
28. Credit.....												
29. International.....												
30. Warranty.....												
34. Aggregate write-ins for other lines of business.....	0	0	0	0	0	0	0	0	0	0	0	0
35. TOTALS (a).....	3,251,823	1,466,801	0	1,785,022	180,465	435,886	255,426	222	41,096	40,888	553,457	157,367

DETAILS OF WRITE-INS

3401.....												
3402.....												
3403.....												
3498. Summary of remaining write-ins for Line 34 from overflow page.....	0	0	0	0	0	0	0	0	0	0	0	0
3499. TOTALS (Lines 3401 through 3403 plus 3498) (Line 34 above).....	0	0	0	0	0	0	0	0	0	0	0	0

(a) Finance and service charges not included in Lines 1 to 35 \$.....4,185.

(b) For health business on indicated lines report: Number of persons insured under PPO managed care products.....0 and number of persons insured under indemnity only products.....0.

EXHIBIT OF PREMIUMS AND LOSSES (Statutory Page 14)



NAIC Group Code.....0140 NAIC Company Code....26093

BUSINESS IN THE STATE OF OKLAHOMA DURING THE YEAR

19

Line of Business	Gross Premiums, Including Policy and Membership Fees, Less Return Premiums and Premiums on Policies not Taken		3 Dividends Paid or Credited to Policyholders on Direct Business	4 Direct Unearned Premium Reserves	5 Direct Losses Paid (deducting salvage)	6 Direct Losses Incurred	7 Direct Losses Unpaid	8 Direct Defense and Cost Containment Expense Paid	9 Direct Defense and Cost Containment Expense Incurred	10 Direct Defense and Cost Containment Expense Unpaid	11 Commissions and Brokerage Expenses	12 Taxes, Licenses and Fees
	1 Direct Premiums Written	2 Direct Premiums Earned										
1. Fire.....												
2.1 Allied lines.....												
2.2 Multiple peril crop.....												
2.3 Federal flood.....												
2.4 Private crop.....												
2.5 Private flood.....												
3. Farmowners multiple peril.....												
4. Homeowners multiple peril.....												
5.1 Commercial multiple peril (non-liability portion).....												
5.2 Commercial multiple peril (liability portion).....												
6. Mortgage guaranty.....												
8. Ocean marine.....												
9. Inland marine.....												
10. Financial guaranty.....												
11. Medical professional liability.....												
12. Earthquake.....												
13. Group accident and health (b).....												
14. Credit A&H (group and individual).....												
15.1 Collectively renewable A&H (b).....												
15.2 Non-cancelable A&H (b).....												
15.3 Guaranteed renewable A&H (b).....												
15.4 Non-renewable for stated reasons only (b).....												
15.5 Other accident only.....												
15.6 Medicare Title XVIII exempt from state taxes or fees.....												
15.7 All other A&H (b).....												
15.8 Federal employees health benefits plan premium.....												
16. Workers' compensation.....												
17.1 Other liability-occurrence.....												
17.2 Other liability-claims-made.....												
17.3 Excess workers' compensation.....												
18. Products liability.....												
19.1 Private passenger auto no-fault (personal injury protection).....												
19.2 Other private passenger auto liability.....		(138)										1,780
19.3 Commercial auto no-fault (personal injury protection).....												
19.4 Other commercial auto liability.....												
21.1 Private passenger auto physical damage.....												
21.2 Commercial auto physical damage.....												
22. Aircraft (all perils).....												
23. Fidelity.....												
24. Surety.....												
26. Burglary and theft.....												
27. Boiler and machinery.....												
28. Credit.....												
29. International.....												
30. Warranty.....												
34. Aggregate write-ins for other lines of business.....	0	0	0	0	0	0	0	0	0	0	0	0
35. TOTALS (a).....	(138)	(138)	0	0	0	0	0	0	0	0	0	1,530

DETAILS OF WRITE-INS

3401.....												
3402.....												
3403.....												
3498. Summary of remaining write-ins for Line 34 from overflow page.....	0	0	0	0	0	0	0	0	0	0	0	0
3499. TOTALS (Lines 3401 through 3403 plus 3498) (Line 34 above).....	0	0	0	0	0	0	0	0	0	0	0	0

(a) Finance and service charges not included in Lines 1 to 35 \$.....0.

(b) For health business on indicated lines report: Number of persons insured under PPO managed care products.....0 and number of persons insured under indemnity only products.....0.

EXHIBIT OF PREMIUMS AND LOSSES (Statutory Page 14)



NAIC Group Code.....0140 NAIC Company Code....26093

BUSINESS IN THE STATE OF OREGON DURING THE YEAR

19

Line of Business	Gross Premiums, Including Policy and Membership Fees, Less Return Premiums and Premiums on Policies not Taken		3 Dividends Paid or Credited to Policyholders on Direct Business	4 Direct Unearned Premium Reserves	5 Direct Losses Paid (deducting salvage)	6 Direct Losses Incurred	7 Direct Losses Unpaid	8 Direct Defense and Cost Containment Expense Paid	9 Direct Defense and Cost Containment Expense Incurred	10 Direct Defense and Cost Containment Expense Unpaid	11 Commissions and Brokerage Expenses	12 Taxes, Licenses and Fees
	1 Direct Premiums Written	2 Direct Premiums Earned										
1. Fire.....												
2.1 Allied lines.....												
2.2 Multiple peril crop.....												
2.3 Federal flood.....												
2.4 Private crop.....												
2.5 Private flood.....												
3. Farmowners multiple peril.....												
4. Homeowners multiple peril.....	1,989,011	2,086,556		1,086,442	1,726,197	385,187	1,128,320	84,063	80,975	30,211	208,557	33,761
5.1 Commercial multiple peril (non-liability portion).....												
5.2 Commercial multiple peril (liability portion).....												
6. Mortgage guaranty.....												
8. Ocean marine.....												
9. Inland marine.....	40,048	44,660		20,071	715	265	1,670		1	24	4,304	713
10. Financial guaranty.....												
11. Medical professional liability.....												
12. Earthquake.....	44,816	48,126		22,826		(5,730)	143		(7)	646	4,507	755
13. Group accident and health (b).....												
14. Credit A&H (group and individual).....												
15.1 Collectively renewable A&H (b).....												
15.2 Non-cancelable A&H (b).....												
15.3 Guaranteed renewable A&H (b).....												
15.4 Non-renewable for stated reasons only (b).....												
15.5 Other accident only.....												
15.6 Medicare Title XVIII exempt from state taxes or fees.....												
15.7 All other A&H (b).....												
15.8 Federal employees health benefits plan premium.....												
16. Workers' compensation.....												
17.1 Other liability-occurrence.....	16,367	17,607		8,660							1,734	282
17.2 Other liability-claims-made.....												
17.3 Excess workers' compensation.....												
18. Products liability.....												
19.1 Private passenger auto no-fault (personal injury protection).....	(1,240)	19,509		0	(177,375)	(63,771)	(57,024)	58,652	118,072	99,213	383	(143)
19.2 Other private passenger auto liability.....	(5,895)	92,821			1,674,217	(223,566)	1,793,207	83,437	(11,569)	232,486	1,749	(623)
19.3 Commercial auto no-fault (personal injury protection).....												
19.4 Other commercial auto liability.....												
21.1 Private passenger auto physical damage.....	(3,067)	49,610			(12,912)	(67,904)	(17,214)	1,513	(1,320)	3,135	841	(355)
21.2 Commercial auto physical damage.....												
22. Aircraft (all perils).....												
23. Fidelity.....												
24. Surety.....												
26. Burglary and theft.....												
27. Boiler and machinery.....	4,400	4,840		2,279							486	74
28. Credit.....												
29. International.....												
30. Warranty.....												
34. Aggregate write-ins for other lines of business.....	0	0	0	0	0	0	0	0	0	0	0	0
35. TOTALS (a).....	2,084,439	2,363,730	0	1,140,277	3,210,842	24,480	2,849,102	227,665	186,151	365,715	222,562	34,464

DETAILS OF WRITE-INS

3401.....												
3402.....												
3403.....												
3498. Summary of remaining write-ins for Line 34 from overflow page.....	0	0	0	0	0	0	0	0	0	0	0	0
3499. TOTALS (Lines 3401 through 3403 plus 3498) (Line 34 above).....	0	0	0	0	0	0	0	0	0	0	0	0

(a) Finance and service charges not included in Lines 1 to 35 \$.....9,662.

(b) For health business on indicated lines report: Number of persons insured under PPO managed care products.....0 and number of persons insured under indemnity only products.....0.

EXHIBIT OF PREMIUMS AND LOSSES (Statutory Page 14)



NAIC Group Code.....0140 NAIC Company Code....26093

BUSINESS IN THE STATE OF PENNSYLVANIA DURING THE YEAR

Line of Business	Gross Premiums, Including Policy and Membership Fees, Less Return Premiums and Premiums on Policies not Taken		3 Dividends Paid or Credited to Policyholders on Direct Business	4 Direct Unearned Premium Reserves	5 Direct Losses Paid (deducting salvage)	6 Direct Losses Incurred	7 Direct Losses Unpaid	8 Direct Defense and Cost Containment Expense Paid	9 Direct Defense and Cost Containment Expense Incurred	10 Direct Defense and Cost Containment Expense Unpaid	11 Commissions and Brokerage Expenses	12 Taxes, Licenses and Fees
	1 Direct Premiums Written	2 Direct Premiums Earned										
1. Fire.....	17,296	1,341		15,955		28	28		3	3	3,012	350
2.1 Allied lines.....	29,864	2,666		27,198		73	73		8	8	5,091	601
2.2 Multiple peril crop.....												
2.3 Federal flood.....												
2.4 Private crop.....												
2.5 Private flood.....												
3. Farmowners multiple peril.....												
4. Homeowners multiple peril.....												
5.1 Commercial multiple peril (non-liability portion).....	607,102	37,297		569,805		590	590		66	66	99,193	12,202
5.2 Commercial multiple peril (liability portion).....	274,358	18,798		255,560		1,628	1,628		625	625	44,252	5,492
6. Mortgage guaranty.....												
8. Ocean marine.....												
9. Inland marine.....	222,451	222,451									1,502	4,506
10. Financial guaranty.....												
11. Medical professional liability.....												
12. Earthquake.....												
13. Group accident and health (b).....												
14. Credit A&H (group and individual).....												
15.1 Collectively renewable A&H (b).....												
15.2 Non-cancelable A&H (b).....												
15.3 Guaranteed renewable A&H (b).....												
15.4 Non-renewable for stated reasons only (b).....												
15.5 Other accident only.....												
15.6 Medicare Title XVIII exempt from state taxes or fees.....												
15.7 All other A&H (b).....												
15.8 Federal employees health benefits plan premium.....												
16. Workers' compensation.....												
17.1 Other liability-occurrence.....	377,972	108,844		291,020		3,350	3,350		1,353	1,353	59,212	7,766
17.2 Other liability-claims-made.....	3,871	316		3,555							631	78
17.3 Excess workers' compensation.....												
18. Products liability.....												
19.1 Private passenger auto no-fault (personal injury protection).....	5,760,205	6,062,925		1,351,440	2,236,932	1,437,507	1,990,146	106,539	67,505	156,658	816,987	129,285
19.2 Other private passenger auto liability.....	35,175,907	36,840,536		8,346,846	21,783,799	19,093,586	30,601,373	1,528,076	1,035,574	3,536,185	4,992,770	790,163
19.3 Commercial auto no-fault (personal injury protection).....	8,431	642		7,789		148	148		36	36	1,252	170
19.4 Other commercial auto liability.....	233,401	18,820		214,581		2,378	2,378		175	175	35,391	4,713
21.1 Private passenger auto physical damage.....	30,203,683	31,398,867		7,274,981	18,132,617	18,837,136	1,277,186	54,517	17,768	53,217	4,318,591	678,811
21.2 Commercial auto physical damage.....	102,159	7,913		94,246		91	91		25	25	15,422	2,059
22. Aircraft (all perils).....												
23. Fidelity.....												
24. Surety.....												
26. Burglary and theft.....												
27. Boiler and machinery.....	18,957	1,448		17,509		32	32		3	3	3,242	384
28. Credit.....												
29. International.....												
30. Warranty.....												
34. Aggregate write-ins for other lines of business.....	0	0	0	0	0	0	0	0	0	0	0	0
35. TOTALS (a).....	73,035,657	74,722,863	0	18,470,486	42,153,348	39,376,547	33,877,024	1,689,133	1,123,140	3,748,353	10,396,548	1,636,579

DETAILS OF WRITE-INS

3401.....												
3402.....												
3403.....												
3498. Summary of remaining write-ins for Line 34 from overflow page.....	0	0	0	0	0	0	0	0	0	0	0	0
3499. TOTALS (Lines 3401 through 3403 plus 3498) (Line 34 above).....	0	0	0	0	0	0	0	0	0	0	0	0

(a) Finance and service charges not included in Lines 1 to 35 \$.....705,344.

(b) For health business on indicated lines report: Number of persons insured under PPO managed care products.....0 and number of persons insured under indemnity only products.....0.

EXHIBIT OF PREMIUMS AND LOSSES (Statutory Page 14)



NAIC Group Code.....0140 NAIC Company Code....26093

BUSINESS IN THE STATE OF RHODE ISLAND DURING THE YEAR

Line of Business	Gross Premiums, Including Policy and Membership Fees, Less Return Premiums and Premiums on Policies not Taken		3 Dividends Paid or Credited to Policyholders on Direct Business	4 Direct Unearned Premium Reserves	5 Direct Losses Paid (deducting salvage)	6 Direct Losses Incurred	7 Direct Losses Unpaid	8 Direct Defense and Cost Containment Expense Paid	9 Direct Defense and Cost Containment Expense Incurred	10 Direct Defense and Cost Containment Expense Unpaid	11 Commissions and Brokerage Expenses	12 Taxes, Licenses and Fees
	1 Direct Premiums Written	2 Direct Premiums Earned										
1. Fire.....												
2.1 Allied lines.....												
2.2 Multiple peril crop.....												
2.3 Federal flood.....												
2.4 Private crop.....												
2.5 Private flood.....												
3. Farmowners multiple peril.....												
4. Homeowners multiple peril.....												250
5.1 Commercial multiple peril (non-liability portion).....	87,225	3,645		83,580							13,992	1,761
5.2 Commercial multiple peril (liability portion).....	28,156	1,180		26,976							4,503	564
6. Mortgage guaranty.....												
8. Ocean marine.....												
9. Inland marine.....												
10. Financial guaranty.....												
11. Medical professional liability.....												
12. Earthquake.....	1,130	47		1,083							182	23
13. Group accident and health (b).....												
14. Credit A&H (group and individual).....												
15.1 Collectively renewable A&H (b).....												
15.2 Non-cancelable A&H (b).....												
15.3 Guaranteed renewable A&H (b).....												
15.4 Non-renewable for stated reasons only (b).....												
15.5 Other accident only.....												
15.6 Medicare Title XVIII exempt from state taxes or fees.....												
15.7 All other A&H (b).....												
15.8 Federal employees health benefits plan premium.....												
16. Workers' compensation.....												
17.1 Other liability-occurrence.....	2,539	107		2,432							409	52
17.2 Other liability-claims-made.....												
17.3 Excess workers' compensation.....												
18. Products liability.....												
19.1 Private passenger auto no-fault (personal injury protection).....												475
19.2 Other private passenger auto liability.....												
19.3 Commercial auto no-fault (personal injury protection).....												
19.4 Other commercial auto liability.....	47,318	1,984		45,334							6,278	947
21.1 Private passenger auto physical damage.....												
21.2 Commercial auto physical damage.....	20,042	845		19,197							2,679	401
22. Aircraft (all perils).....												
23. Fidelity.....												
24. Surety.....												
26. Burglary and theft.....												
27. Boiler and machinery.....	1,224	54		1,170							196	25
28. Credit.....												
29. International.....												
30. Warranty.....												
34. Aggregate write-ins for other lines of business.....	0	0	0	0	0	0	0	0	0	0	0	0
35. TOTALS (a).....	187,634	7,861	0	179,773	0	0	0	0	0	0	28,238	4,499

DETAILS OF WRITE-INS

3401.												
3402.												
3403.												
3498. Summary of remaining write-ins for Line 34 from overflow page.....	0	0	0	0	0	0	0	0	0	0	0	0
3499. TOTALS (Lines 3401 through 3403 plus 3498) (Line 34 above).....	0	0	0	0	0	0	0	0	0	0	0	0

(a) Finance and service charges not included in Lines 1 to 35 \$.....1,045.

(b) For health business on indicated lines report: Number of persons insured under PPO managed care products.....0 and number of persons insured under indemnity only products.....0.

EXHIBIT OF PREMIUMS AND LOSSES (Statutory Page 14)



NAIC Group Code.....0140 NAIC Company Code....26093

BUSINESS IN THE STATE OF SOUTH CAROLINA DURING THE YEAR

Line of Business	Gross Premiums, Including Policy and Membership Fees, Less Return Premiums and Premiums on Policies not Taken		3 Dividends Paid or Credited to Policyholders on Direct Business	4 Direct Unearned Premium Reserves	5 Direct Losses Paid (deducting salvage)	6 Direct Losses Incurred	7 Direct Losses Unpaid	8 Direct Defense and Cost Containment Expense Paid	9 Direct Defense and Cost Containment Expense Incurred	10 Direct Defense and Cost Containment Expense Unpaid	11 Commissions and Brokerage Expenses	12 Taxes, Licenses and Fees
	1 Direct Premiums Written	2 Direct Premiums Earned										
1. Fire.....												
2.1 Allied lines.....												
2.2 Multiple peril crop.....												
2.3 Federal flood.....												
2.4 Private crop.....												
2.5 Private flood.....												
3. Farmowners multiple peril.....												
4. Homeowners multiple peril.....												
5.1 Commercial multiple peril (non-liability portion).....												
5.2 Commercial multiple peril (liability portion).....												
6. Mortgage guaranty.....												
8. Ocean marine.....												
9. Inland marine.....												
10. Financial guaranty.....												
11. Medical professional liability.....												
12. Earthquake.....												
13. Group accident and health (b).....												
14. Credit A&H (group and individual).....												
15.1 Collectively renewable A&H (b).....												
15.2 Non-cancelable A&H (b).....												
15.3 Guaranteed renewable A&H (b).....												
15.4 Non-renewable for stated reasons only (b).....												
15.5 Other accident only.....												
15.6 Medicare Title XVIII exempt from state taxes or fees.....												
15.7 All other A&H (b).....												
15.8 Federal employees health benefits plan premium.....												
16. Workers' compensation.....												
17.1 Other liability-occurrence.....											0	0
17.2 Other liability-claims-made.....												
17.3 Excess workers' compensation.....												
18. Products liability.....												
19.1 Private passenger auto no-fault (personal injury protection).....												
19.2 Other private passenger auto liability.....	(4,711)	(4,711)			4,923,354	1,242,826	4,220,276	685,728	200,336	798,973	2	222,298
19.3 Commercial auto no-fault (personal injury protection).....												
19.4 Other commercial auto liability.....												
21.1 Private passenger auto physical damage.....	(2,104)	(2,269)			(43,743)	60,781	(58,481)	1,245	(16,311)	12,342	11	(189,666)
21.2 Commercial auto physical damage.....												
22. Aircraft (all perils).....												
23. Fidelity.....												
24. Surety.....												
26. Burglary and theft.....												
27. Boiler and machinery.....												
28. Credit.....												
29. International.....												
30. Warranty.....												
34. Aggregate write-ins for other lines of business.....	0	0	0	0	0	0	0	0	0	0	0	0
35. TOTALS (a).....	(6,815)	(6,980)	0	0	4,879,611	1,303,607	4,161,795	686,973	184,025	811,314	13	32,632

DETAILS OF WRITE-INS

3401.....												
3402.....												
3403.....												
3498. Summary of remaining write-ins for Line 34 from overflow page.....	0	0	0	0	0	0	0	0	0	0	0	0
3499. TOTALS (Lines 3401 through 3403 plus 3498) (Line 34 above).....	0	0	0	0	0	0	0	0	0	0	0	0

(a) Finance and service charges not included in Lines 1 to 35 \$.....0.

(b) For health business on indicated lines report: Number of persons insured under PPO managed care products.....0 and number of persons insured under indemnity only products.....0.

EXHIBIT OF PREMIUMS AND LOSSES (Statutory Page 14)



NAIC Group Code.....0140 NAIC Company Code....26093

BUSINESS IN THE STATE OF SOUTH DAKOTA DURING THE YEAR

Line of Business	Gross Premiums, Including Policy and Membership Fees, Less Return Premiums and Premiums on Policies not Taken		3 Dividends Paid or Credited to Policyholders on Direct Business	4 Direct Unearned Premium Reserves	5 Direct Losses Paid (deducting salvage)	6 Direct Losses Incurred	7 Direct Losses Unpaid	8 Direct Defense and Cost Containment Expense Paid	9 Direct Defense and Cost Containment Expense Incurred	10 Direct Defense and Cost Containment Expense Unpaid	11 Commissions and Brokerage Expenses	12 Taxes, Licenses and Fees
	1 Direct Premiums Written	2 Direct Premiums Earned										
1. Fire.....												
2.1 Allied lines.....												
2.2 Multiple peril crop.....												
2.3 Federal flood.....												
2.4 Private crop.....												
2.5 Private flood.....												
3. Farmowners multiple peril.....												
4. Homeowners multiple peril.....	(40,708)	1,085,752		(17)	1,642,946	848,997	459,378	53,619	10,303	74,897	(40,558)	95,015
5.1 Commercial multiple peril (non-liability portion).....												
5.2 Commercial multiple peril (liability portion).....												
6. Mortgage guaranty.....												
8. Ocean marine.....												
9. Inland marine.....	(345)	18,879		(0)	7,706	3,296					(636)	671
10. Financial guaranty.....												
11. Medical professional liability.....												
12. Earthquake.....		289									(7)	2
13. Group accident and health (b).....												
14. Credit A&H (group and individual).....												
15.1 Collectively renewable A&H (b).....												
15.2 Non-cancelable A&H (b).....												
15.3 Guaranteed renewable A&H (b).....												
15.4 Non-renewable for stated reasons only (b).....												
15.5 Other accident only.....												
15.6 Medicare Title XVIII exempt from state taxes or fees.....												
15.7 All other A&H (b).....												
15.8 Federal employees health benefits plan premium.....												
16. Workers' compensation.....												
17.1 Other liability-occurrence.....	(216)	6,407									(236)	444
17.2 Other liability-claims-made.....												
17.3 Excess workers' compensation.....												
18. Products liability.....												
19.1 Private passenger auto no-fault (personal injury protection).....												
19.2 Other private passenger auto liability.....												4,068
19.3 Commercial auto no-fault (personal injury protection).....												
19.4 Other commercial auto liability.....												
21.1 Private passenger auto physical damage.....												
21.2 Commercial auto physical damage.....												
22. Aircraft (all perils).....												
23. Fidelity.....												
24. Surety.....												
26. Burglary and theft.....												
27. Boiler and machinery.....	(118)	4,844			2,668	2,668					(168)	323
28. Credit.....												
29. International.....												
30. Warranty.....												
34. Aggregate write-ins for other lines of business.....	0	0	0	0	0	0	0	0	0	0	0	0
35. TOTALS (a).....	(41,387)	1,116,171	0	(17)	1,653,320	854,961	459,378	53,619	10,303	74,897	(41,605)	100,523

DETAILS OF WRITE-INS

3401.....												
3402.....												
3403.....												
3498. Summary of remaining write-ins for Line 34 from overflow page.....	0	0	0	0	0	0	0	0	0	0	0	0
3499. TOTALS (Lines 3401 through 3403 plus 3498) (Line 34 above).....	0	0	0	0	0	0	0	0	0	0	0	0

(a) Finance and service charges not included in Lines 1 to 35 \$.....1,496.

(b) For health business on indicated lines report: Number of persons insured under PPO managed care products.....0 and number of persons insured under indemnity only products.....0.

EXHIBIT OF PREMIUMS AND LOSSES (Statutory Page 14)



NAIC Group Code.....0140 NAIC Company Code....26093

BUSINESS IN THE STATE OF TENNESSEE DURING THE YEAR

Line of Business	Gross Premiums, Including Policy and Membership Fees, Less Return Premiums and Premiums on Policies not Taken		3 Dividends Paid or Credited to Policyholders on Direct Business	4 Direct Unearned Premium Reserves	5 Direct Losses Paid (deducting salvage)	6 Direct Losses Incurred	7 Direct Losses Unpaid	8 Direct Defense and Cost Containment Expense Paid	9 Direct Defense and Cost Containment Expense Incurred	10 Direct Defense and Cost Containment Expense Unpaid	11 Commissions and Brokerage Expenses	12 Taxes, Licenses and Fees
	1 Direct Premiums Written	2 Direct Premiums Earned										
1. Fire.....												
2.1 Allied lines.....												
2.2 Multiple peril crop.....												
2.3 Federal flood.....												
2.4 Private crop.....												
2.5 Private flood.....												
3. Farmowners multiple peril.....												
4. Homeowners multiple peril.....												
5.1 Commercial multiple peril (non-liability portion).....	1,222,151	744,028		603,888	333,302	405,320	73,291	225	7,836	7,684	218,293	38,847
5.2 Commercial multiple peril (liability portion).....	280,967	186,255		142,548	16,849	90,803	74,868		20,700	21,029	49,454	9,103
6. Mortgage guaranty.....												
8. Ocean marine.....												
9. Inland marine.....												
10. Financial guaranty.....												
11. Medical professional liability.....												
12. Earthquake.....	8,422	4,302		4,951							1,303	269
13. Group accident and health (b).....												
14. Credit A&H (group and individual).....												
15.1 Collectively renewable A&H (b).....												
15.2 Non-cancelable A&H (b).....												
15.3 Guaranteed renewable A&H (b).....												
15.4 Non-renewable for stated reasons only (b).....												
15.5 Other accident only.....												
15.6 Medicare Title XVIII exempt from state taxes or fees.....												
15.7 All other A&H (b).....												
15.8 Federal employees health benefits plan premium.....												
16. Workers' compensation.....												
17.1 Other liability-occurrence.....	17,364	8,117		9,247		2,008	2,008		1,076	1,076	3,282	518
17.2 Other liability-claims-made.....	256	256									12	8
17.3 Excess workers' compensation.....												
18. Products liability.....												
19.1 Private passenger auto no-fault (personal injury protection).....												
19.2 Other private passenger auto liability.....	(1,789)	(448)			2,296,078	216,185	1,033,692	204,735	21,360	238,866	(6,002)	924
19.3 Commercial auto no-fault (personal injury protection).....												
19.4 Other commercial auto liability.....	354,318	192,044		178,323	25,930	83,159	57,299		5,085	5,095	56,643	11,095
21.1 Private passenger auto physical damage.....	(679)	212			(83,756)	14,517	(82,369)	3,343	(7,153)	4,547	(4,238)	798
21.2 Commercial auto physical damage.....	143,998	73,193		77,372	2,580	6,561	3,983		237	238	22,741	4,470
22. Aircraft (all perils).....												
23. Fidelity.....												
24. Surety.....												
26. Burglary and theft.....												
27. Boiler and machinery.....	28,331	17,581		14,626		732	769		158	159	4,992	919
28. Credit.....												
29. International.....												
30. Warranty.....												
34. Aggregate write-ins for other lines of business.....	0	0	0	0	0	0	0	0	0	0	0	0
35. TOTALS (a).....	2,053,340	1,225,542	0	1,030,956	2,590,984	819,285	1,163,540	208,303	49,298	278,695	346,480	66,952

DETAILS OF WRITE-INS

3401.....												
3402.....												
3403.....												
3498. Summary of remaining write-ins for Line 34 from overflow page.....	0	0	0	0	0	0	0	0	0	0	0	0
3499. TOTALS (Lines 3401 through 3403 plus 3498) (Line 34 above).....	0	0	0	0	0	0	0	0	0	0	0	0

(a) Finance and service charges not included in Lines 1 to 35 \$.....2,096.

(b) For health business on indicated lines report: Number of persons insured under PPO managed care products.....0 and number of persons insured under indemnity only products.....0.

EXHIBIT OF PREMIUMS AND LOSSES (Statutory Page 14)



NAIC Group Code.....0140 NAIC Company Code....26093

BUSINESS IN THE STATE OF TEXAS DURING THE YEAR

19

Line of Business	Gross Premiums, Including Policy and Membership Fees, Less Return Premiums and Premiums on Policies not Taken		3 Dividends Paid or Credited to Policyholders on Direct Business	4 Direct Unearned Premium Reserves	5 Direct Losses Paid (deducting salvage)	6 Direct Losses Incurred	7 Direct Losses Unpaid	8 Direct Defense and Cost Containment Expense Paid	9 Direct Defense and Cost Containment Expense Incurred	10 Direct Defense and Cost Containment Expense Unpaid	11 Commissions and Brokerage Expenses	12 Taxes, Licenses and Fees
	1 Direct Premiums Written	2 Direct Premiums Earned										
1. Fire.....												
2.1 Allied lines.....												
2.2 Multiple peril crop.....												
2.3 Federal flood.....												
2.4 Private crop.....												
2.5 Private flood.....												
3. Farmowners multiple peril.....												
4. Homeowners multiple peril.....												
5.1 Commercial multiple peril (non-liability portion).....												
5.2 Commercial multiple peril (liability portion).....												
6. Mortgage guaranty.....												
8. Ocean marine.....												
9. Inland marine.....												
10. Financial guaranty.....												
11. Medical professional liability.....												
12. Earthquake.....												
13. Group accident and health (b).....												
14. Credit A&H (group and individual).....												
15.1 Collectively renewable A&H (b).....												
15.2 Non-cancelable A&H (b).....												
15.3 Guaranteed renewable A&H (b).....												
15.4 Non-renewable for stated reasons only (b).....												
15.5 Other accident only.....												
15.6 Medicare Title XVIII exempt from state taxes or fees.....												
15.7 All other A&H (b).....												
15.8 Federal employees health benefits plan premium.....												
16. Workers' compensation.....												
17.1 Other liability-occurrence.....												
17.2 Other liability-claims-made.....												
17.3 Excess workers' compensation.....												
18. Products liability.....												
19.1 Private passenger auto no-fault (personal injury protection).....												
19.2 Other private passenger auto liability.....		(731)										86,206
19.3 Commercial auto no-fault (personal injury protection).....												
19.4 Other commercial auto liability.....												
21.1 Private passenger auto physical damage.....												
21.2 Commercial auto physical damage.....												
22. Aircraft (all perils).....												
23. Fidelity.....												
24. Surety.....												
26. Burglary and theft.....												
27. Boiler and machinery.....												
28. Credit.....												
29. International.....												
30. Warranty.....												
34. Aggregate write-ins for other lines of business.....	0	0	0	0	0	0	0	0	0	0	0	0
35. TOTALS (a).....	(731)	(731)	0	0	0	0	0	0	0	0	0	86,206

DETAILS OF WRITE-INS

3401.....												
3402.....												
3403.....												
3498. Summary of remaining write-ins for Line 34 from overflow page.....	0	0	0	0	0	0	0	0	0	0	0	0
3499. TOTALS (Lines 3401 through 3403 plus 3498) (Line 34 above).....	0	0	0	0	0	0	0	0	0	0	0	0

(a) Finance and service charges not included in Lines 1 to 35 \$.....0.

(b) For health business on indicated lines report: Number of persons insured under PPO managed care products.....0 and number of persons insured under indemnity only products.....0.

EXHIBIT OF PREMIUMS AND LOSSES (Statutory Page 14)



NAIC Group Code.....0140 NAIC Company Code....26093

BUSINESS IN THE STATE OF UTAH DURING THE YEAR

19

Line of Business	Gross Premiums, Including Policy and Membership Fees, Less Return Premiums and Premiums on Policies not Taken		3 Dividends Paid or Credited to Policyholders on Direct Business	4 Direct Unearned Premium Reserves	5 Direct Losses Paid (deducting salvage)	6 Direct Losses Incurred	7 Direct Losses Unpaid	8 Direct Defense and Cost Containment Expense Paid	9 Direct Defense and Cost Containment Expense Incurred	10 Direct Defense and Cost Containment Expense Unpaid	11 Commissions and Brokerage Expenses	12 Taxes, Licenses and Fees
	1 Direct Premiums Written	2 Direct Premiums Earned										
1. Fire.....												
2.1 Allied lines.....												
2.2 Multiple peril crop.....												
2.3 Federal flood.....												
2.4 Private crop.....												
2.5 Private flood.....												
3. Farmowners multiple peril.....												
4. Homeowners multiple peril.....	(24,365)	421,639		(582)	1,996,198	1,045,313	678,377	61,839	48,043	44,154	(20,631)	(918)
5.1 Commercial multiple peril (non-liability portion).....												
5.2 Commercial multiple peril (liability portion).....												
6. Mortgage guaranty.....												
8. Ocean marine.....												
9. Inland marine.....	(292)	3,500				(1,415)					(209)	(10)
10. Financial guaranty.....												
11. Medical professional liability.....												
12. Earthquake.....	(5)	6,109									(223)	(5)
13. Group accident and health (b).....												
14. Credit A&H (group and individual).....												
15.1 Collectively renewable A&H (b).....												
15.2 Non-cancelable A&H (b).....												
15.3 Guaranteed renewable A&H (b).....												
15.4 Non-renewable for stated reasons only (b).....												
15.5 Other accident only.....												
15.6 Medicare Title XVIII exempt from state taxes or fees.....												
15.7 All other A&H (b).....												
15.8 Federal employees health benefits plan premium.....												
16. Workers' compensation.....												
17.1 Other liability-occurrence.....	580	4,856									(87)	11
17.2 Other liability-claims-made.....												
17.3 Excess workers' compensation.....												
18. Products liability.....												
19.1 Private passenger auto no-fault (personal injury protection).....	68,312	108,150		2	76,965	76,818	26,434	258	13,838	24,784	6,123	1,714
19.2 Other private passenger auto liability.....	1,078,391	1,699,155		(91)	1,787,981	967,258	1,764,322	34,323	19,507	169,610	102,143	27,006
19.3 Commercial auto no-fault (personal injury protection).....												
19.4 Other commercial auto liability.....												
21.1 Private passenger auto physical damage.....	678,356	1,062,732		21	554,876	520,213	(14,213)	17,220	17,018	4,806	63,529	16,961
21.2 Commercial auto physical damage.....												
22. Aircraft (all perils).....												
23. Fidelity.....												
24. Surety.....												
26. Burglary and theft.....							(25)					
27. Boiler and machinery.....	(35)	870			1,990	1,990					(40)	(2)
28. Credit.....												
29. International.....												
30. Warranty.....												
34. Aggregate write-ins for other lines of business.....	0	0	0	0	0	0	0	0	0	0	0	0
35. TOTALS (a).....	1,800,943	3,307,011	0	(650)	4,418,010	2,610,152	2,454,920	113,639	98,406	243,354	150,604	44,758

DETAILS OF WRITE-INS

3401.....												
3402.....												
3403.....												
3498. Summary of remaining write-ins for Line 34 from overflow page.....	0	0	0	0	0	0	0	0	0	0	0	0
3499. TOTALS (Lines 3401 through 3403 plus 3498) (Line 34 above).....	0	0	0	0	0	0	0	0	0	0	0	0

(a) Finance and service charges not included in Lines 1 to 35 \$.....18,882.

(b) For health business on indicated lines report: Number of persons insured under PPO managed care products.....0 and number of persons insured under indemnity only products.....0.

EXHIBIT OF PREMIUMS AND LOSSES (Statutory Page 14)



NAIC Group Code.....0140 NAIC Company Code....26093

BUSINESS IN THE STATE OF VIRGINIA DURING THE YEAR

19

Line of Business	Gross Premiums, Including Policy and Membership Fees, Less Return Premiums and Premiums on Policies not Taken		3 Dividends Paid or Credited to Policyholders on Direct Business	4 Direct Unearned Premium Reserves	5 Direct Losses Paid (deducting salvage)	6 Direct Losses Incurred	7 Direct Losses Unpaid	8 Direct Defense and Cost Containment Expense Paid	9 Direct Defense and Cost Containment Expense Incurred	10 Direct Defense and Cost Containment Expense Unpaid	11 Commissions and Brokerage Expenses	12 Taxes, Licenses and Fees
	1 Direct Premiums Written	2 Direct Premiums Earned										
1. Fire.....												
2.1 Allied lines.....												
2.2 Multiple peril crop.....												
2.3 Federal flood.....												
2.4 Private crop.....												
2.5 Private flood.....												
3. Farmowners multiple peril.....												
4. Homeowners multiple peril.....												6,145
5.1 Commercial multiple peril (non-liability portion).....	273,219	34,511		238,708		1,431	1,431		245	245	44,237	6,160
5.2 Commercial multiple peril (liability portion).....	109,295	15,709		93,586		4,187	4,187		1,441	1,441	17,819	2,466
6. Mortgage guaranty.....												
8. Ocean marine.....												
9. Inland marine.....												
10. Financial guaranty.....												
11. Medical professional liability.....												
12. Earthquake.....												
13. Group accident and health (b).....												
14. Credit A&H (group and individual).....												
15.1 Collectively renewable A&H (b).....												
15.2 Non-cancelable A&H (b).....												
15.3 Guaranteed renewable A&H (b).....												
15.4 Non-renewable for stated reasons only (b).....												
15.5 Other accident only.....												
15.6 Medicare Title XVIII exempt from state taxes or fees.....												
15.7 All other A&H (b).....												
15.8 Federal employees health benefits plan premium.....												
16. Workers' compensation.....												
17.1 Other liability-occurrence.....	181,721	24,029		157,692		4,322	4,322		1,652	1,652	30,736	4,137
17.2 Other liability-claims-made.....	1,145	104		1,041							196	26
17.3 Excess workers' compensation.....												
18. Products liability.....												
19.1 Private passenger auto no-fault (personal injury protection).....												
19.2 Other private passenger auto liability.....												68,946
19.3 Commercial auto no-fault (personal injury protection).....												
19.4 Other commercial auto liability.....	656,648	73,992		582,656	5,130	26,650	21,520		1,358	1,358	96,592	14,935
21.1 Private passenger auto physical damage.....												
21.2 Commercial auto physical damage.....	263,659	30,581		233,078	2,826	3,386	560		163	163	37,948	5,987
22. Aircraft (all perils).....												
23. Fidelity.....												
24. Surety.....												
26. Burglary and theft.....												
27. Boiler and machinery.....	7,448	1,029		6,419		48	48		5	5	1,209	168
28. Credit.....												
29. International.....												
30. Warranty.....												
34. Aggregate write-ins for other lines of business.....	0	0	0	0	0	0	0	0	0	0	0	0
35. TOTALS (a).....	1,493,135	179,956	0	1,313,179	7,956	40,024	32,068	0	4,864	4,864	228,738	108,971

DETAILS OF WRITE-INS

3401.....												
3402.....												
3403.....												
3498. Summary of remaining write-ins for Line 34 from overflow page.....	0	0	0	0	0	0	0	0	0	0	0	0
3499. TOTALS (Lines 3401 through 3403 plus 3498) (Line 34 above).....	0	0	0	0	0	0	0	0	0	0	0	0

(a) Finance and service charges not included in Lines 1 to 35 \$.....9,438.

(b) For health business on indicated lines report: Number of persons insured under PPO managed care products.....0 and number of persons insured under indemnity only products.....0.

EXHIBIT OF PREMIUMS AND LOSSES (Statutory Page 14)



NAIC Group Code.....0140 NAIC Company Code....26093

BUSINESS IN THE STATE OF VERMONT DURING THE YEAR

Line of Business	Gross Premiums, Including Policy and Membership Fees, Less Return Premiums and Premiums on Policies not Taken		3 Dividends Paid or Credited to Policyholders on Direct Business	4 Direct Unearned Premium Reserves	5 Direct Losses Paid (deducting salvage)	6 Direct Losses Incurred	7 Direct Losses Unpaid	8 Direct Defense and Cost Containment Expense Paid	9 Direct Defense and Cost Containment Expense Incurred	10 Direct Defense and Cost Containment Expense Unpaid	11 Commissions and Brokerage Expenses	12 Taxes, Licenses and Fees
	1 Direct Premiums Written	2 Direct Premiums Earned										
1. Fire.....												
2.1 Allied lines.....												
2.2 Multiple peril crop.....												
2.3 Federal flood.....												
2.4 Private crop.....												
2.5 Private flood.....												
3. Farmowners multiple peril.....												
4. Homeowners multiple peril.....												250
5.1 Commercial multiple peril (non-liability portion).....												
5.2 Commercial multiple peril (liability portion).....												
6. Mortgage guaranty.....												
8. Ocean marine.....												
9. Inland marine.....												
10. Financial guaranty.....												
11. Medical professional liability.....												
12. Earthquake.....												
13. Group accident and health (b).....												
14. Credit A&H (group and individual).....												
15.1 Collectively renewable A&H (b).....												
15.2 Non-cancelable A&H (b).....												
15.3 Guaranteed renewable A&H (b).....												
15.4 Non-renewable for stated reasons only (b).....												
15.5 Other accident only.....												
15.6 Medicare Title XVIII exempt from state taxes or fees.....												
15.7 All other A&H (b).....												
15.8 Federal employees health benefits plan premium.....												
16. Workers' compensation.....												
17.1 Other liability-occurrence.....												
17.2 Other liability-claims-made.....												
17.3 Excess workers' compensation.....												
18. Products liability.....												
19.1 Private passenger auto no-fault (personal injury protection).....												
19.2 Other private passenger auto liability.....												27,479
19.3 Commercial auto no-fault (personal injury protection).....												
19.4 Other commercial auto liability.....												
21.1 Private passenger auto physical damage.....												
21.2 Commercial auto physical damage.....												
22. Aircraft (all perils).....												
23. Fidelity.....												
24. Surety.....												
26. Burglary and theft.....												
27. Boiler and machinery.....												
28. Credit.....												
29. International.....												
30. Warranty.....												
34. Aggregate write-ins for other lines of business.....	0	0	0	0	0	0	0	0	0	0	0	0
35. TOTALS (a).....	0	0	0	0	0	0	0	0	0	0	0	27,729

DETAILS OF WRITE-INS

3401.....												
3402.....												
3403.....												
3498. Summary of remaining write-ins for Line 34 from overflow page.....	0	0	0	0	0	0	0	0	0	0	0	0
3499. TOTALS (Lines 3401 through 3403 plus 3498) (Line 34 above).....	0	0	0	0	0	0	0	0	0	0	0	0

(a) Finance and service charges not included in Lines 1 to 35 \$.....0.

(b) For health business on indicated lines report: Number of persons insured under PPO managed care products.....0 and number of persons insured under indemnity only products.....0.

EXHIBIT OF PREMIUMS AND LOSSES (Statutory Page 14)



NAIC Group Code.....0140 NAIC Company Code....26093

BUSINESS IN THE STATE OF WASHINGTON DURING THE YEAR

Line of Business	Gross Premiums, Including Policy and Membership Fees, Less Return Premiums and Premiums on Policies not Taken		3 Dividends Paid or Credited to Policyholders on Direct Business	4 Direct Unearned Premium Reserves	5 Direct Losses Paid (deducting salvage)	6 Direct Losses Incurred	7 Direct Losses Unpaid	8 Direct Defense and Cost Containment Expense Paid	9 Direct Defense and Cost Containment Expense Incurred	10 Direct Defense and Cost Containment Expense Unpaid	11 Commissions and Brokerage Expenses	12 Taxes, Licenses and Fees
	1 Direct Premiums Written	2 Direct Premiums Earned										
1. Fire.....												
2.1 Allied lines.....												
2.2 Multiple peril crop.....												
2.3 Federal flood.....												
2.4 Private crop.....												
2.5 Private flood.....												
3. Farmowners multiple peril.....												
4. Homeowners multiple peril.....												
5.1 Commercial multiple peril (non-liability portion).....												
5.2 Commercial multiple peril (liability portion).....												
6. Mortgage guaranty.....												
8. Ocean marine.....												
9. Inland marine.....	35,441	35,441		(0)							50	717
10. Financial guaranty.....												
11. Medical professional liability.....												
12. Earthquake.....												
13. Group accident and health (b).....												
14. Credit A&H (group and individual).....												
15.1 Collectively renewable A&H (b).....												
15.2 Non-cancelable A&H (b).....												
15.3 Guaranteed renewable A&H (b).....												
15.4 Non-renewable for stated reasons only (b).....												
15.5 Other accident only.....												
15.6 Medicare Title XVIII exempt from state taxes or fees.....												
15.7 All other A&H (b).....												
15.8 Federal employees health benefits plan premium.....												
16. Workers' compensation.....												
17.1 Other liability-occurrence.....	818	840		126							62	17
17.2 Other liability-claims-made.....												
17.3 Excess workers' compensation.....												
18. Products liability.....												
19.1 Private passenger auto no-fault (personal injury protection).....	671,113	723,423		149,350	382,663	440,542	32,871	4,199	47,018	72,671	53,767	14,311
19.2 Other private passenger auto liability.....	6,518,487	6,816,143		1,504,142	5,919,736	4,586,834	8,751,710	152,016	146,109	552,500	592,194	139,356
19.3 Commercial auto no-fault (personal injury protection).....												
19.4 Other commercial auto liability.....												
21.1 Private passenger auto physical damage.....	3,575,190	3,767,563		826,576	2,427,679	2,526,853	193,046	3,994	1,723	8,365	332,592	76,359
21.2 Commercial auto physical damage.....												
22. Aircraft (all perils).....												
23. Fidelity.....												
24. Surety.....												
26. Burglary and theft.....												
27. Boiler and machinery.....												
28. Credit.....												
29. International.....												
30. Warranty.....												
34. Aggregate write-ins for other lines of business.....	0	0	0	0	0	0	0	0	0	0	0	0
35. TOTALS (a).....	10,801,050	11,343,410	0	2,480,194	8,729,733	7,553,905	8,977,636	160,208	194,763	633,576	978,665	230,760

DETAILS OF WRITE-INS

3401.....												
3402.....												
3403.....												
3498. Summary of remaining write-ins for Line 34 from overflow page.....	0	0	0	0	0	0	0	0	0	0	0	0
3499. TOTALS (Lines 3401 through 3403 plus 3498) (Line 34 above).....	0	0	0	0	0	0	0	0	0	0	0	0

(a) Finance and service charges not included in Lines 1 to 35 \$.....95,238.

(b) For health business on indicated lines report: Number of persons insured under PPO managed care products.....0 and number of persons insured under indemnity only products.....0.

EXHIBIT OF PREMIUMS AND LOSSES (Statutory Page 14)



NAIC Group Code.....0140 NAIC Company Code....26093

BUSINESS IN THE STATE OF WISCONSIN DURING THE YEAR

Line of Business	Gross Premiums, Including Policy and Membership Fees, Less Return Premiums and Premiums on Policies not Taken		3 Dividends Paid or Credited to Policyholders on Direct Business	4 Direct Unearned Premium Reserves	5 Direct Losses Paid (deducting salvage)	6 Direct Losses Incurred	7 Direct Losses Unpaid	8 Direct Defense and Cost Containment Expense Paid	9 Direct Defense and Cost Containment Expense Incurred	10 Direct Defense and Cost Containment Expense Unpaid	11 Commissions and Brokerage Expenses	12 Taxes, Licenses and Fees
	1 Direct Premiums Written	2 Direct Premiums Earned										
1. Fire.....												
2.1 Allied lines.....												
2.2 Multiple peril crop.....												
2.3 Federal flood.....												
2.4 Private crop.....												
2.5 Private flood.....												
3. Farmowners multiple peril.....												
4. Homeowners multiple peril.....												
5.1 Commercial multiple peril (non-liability portion).....												
5.2 Commercial multiple peril (liability portion).....												
6. Mortgage guaranty.....												
8. Ocean marine.....												
9. Inland marine.....												
10. Financial guaranty.....												
11. Medical professional liability.....												
12. Earthquake.....												
13. Group accident and health (b).....												
14. Credit A&H (group and individual).....												
15.1 Collectively renewable A&H (b).....												
15.2 Non-cancelable A&H (b).....												
15.3 Guaranteed renewable A&H (b).....												
15.4 Non-renewable for stated reasons only (b).....												
15.5 Other accident only.....												
15.6 Medicare Title XVIII exempt from state taxes or fees.....												
15.7 All other A&H (b).....												
15.8 Federal employees health benefits plan premium.....												
16. Workers' compensation.....												
17.1 Other liability-occurrence.....												
17.2 Other liability-claims-made.....												
17.3 Excess workers' compensation.....												
18. Products liability.....												
19.1 Private passenger auto no-fault (personal injury protection).....												
19.2 Other private passenger auto liability.....												
19.3 Commercial auto no-fault (personal injury protection).....												
19.4 Other commercial auto liability.....												
21.1 Private passenger auto physical damage.....												
21.2 Commercial auto physical damage.....												
22. Aircraft (all perils).....												
23. Fidelity.....												
24. Surety.....												
26. Burglary and theft.....												
27. Boiler and machinery.....												
28. Credit.....												
29. International.....												
30. Warranty.....												
34. Aggregate write-ins for other lines of business.....	0	0	0	0	0	0	0	0	0	0	0	0
35. TOTALS (a).....	0	0	0	0	5,824	(14,618)	(8,508)	4,154	(82)	3,837	0	151,343

DETAILS OF WRITE-INS

3401.....												
3402.....												
3403.....												
3498. Summary of remaining write-ins for Line 34 from overflow page.....	0	0	0	0	0	0	0	0	0	0	0	0
3499. TOTALS (Lines 3401 through 3403 plus 3498) (Line 34 above).....	0	0	0	0	0	0	0	0	0	0	0	0

(a) Finance and service charges not included in Lines 1 to 35 \$.....0.

(b) For health business on indicated lines report: Number of persons insured under PPO managed care products.....0 and number of persons insured under indemnity only products.....0.

EXHIBIT OF PREMIUMS AND LOSSES (Statutory Page 14)



NAIC Group Code.....0140 NAIC Company Code....26093

BUSINESS IN THE STATE OF WEST VIRGINIA DURING THE YEAR

19

Line of Business	Gross Premiums, Including Policy and Membership Fees, Less Return Premiums and Premiums on Policies not Taken		3 Dividends Paid or Credited to Policyholders on Direct Business	4 Direct Unearned Premium Reserves	5 Direct Losses Paid (deducting salvage)	6 Direct Losses Incurred	7 Direct Losses Unpaid	8 Direct Defense and Cost Containment Expense Paid	9 Direct Defense and Cost Containment Expense Incurred	10 Direct Defense and Cost Containment Expense Unpaid	11 Commissions and Brokerage Expenses	12 Taxes, Licenses and Fees
	1 Direct Premiums Written	2 Direct Premiums Earned										
1. Fire.....												
2.1 Allied lines.....												
2.2 Multiple peril crop.....												
2.3 Federal flood.....												
2.4 Private crop.....												
2.5 Private flood.....												
3. Farmowners multiple peril.....												
4. Homeowners multiple peril.....												500
5.1 Commercial multiple peril (non-liability portion).....												
5.2 Commercial multiple peril (liability portion).....												
6. Mortgage guaranty.....												
8. Ocean marine.....												
9. Inland marine.....												
10. Financial guaranty.....												
11. Medical professional liability.....												
12. Earthquake.....												
13. Group accident and health (b).....												
14. Credit A&H (group and individual).....												
15.1 Collectively renewable A&H (b).....												
15.2 Non-cancelable A&H (b).....												
15.3 Guaranteed renewable A&H (b).....												
15.4 Non-renewable for stated reasons only (b).....												
15.5 Other accident only.....												
15.6 Medicare Title XVIII exempt from state taxes or fees.....												
15.7 All other A&H (b).....												
15.8 Federal employees health benefits plan premium.....												
16. Workers' compensation.....												
17.1 Other liability-occurrence.....												
17.2 Other liability-claims-made.....												
17.3 Excess workers' compensation.....												
18. Products liability.....												
19.1 Private passenger auto no-fault (personal injury protection).....												
19.2 Other private passenger auto liability.....	(62)	(62)										8,922
19.3 Commercial auto no-fault (personal injury protection).....												
19.4 Other commercial auto liability.....												
21.1 Private passenger auto physical damage.....												
21.2 Commercial auto physical damage.....												
22. Aircraft (all perils).....												
23. Fidelity.....												
24. Surety.....												
26. Burglary and theft.....												
27. Boiler and machinery.....												
28. Credit.....												
29. International.....												
30. Warranty.....												
34. Aggregate write-ins for other lines of business.....	0	0	0	0	0	0	0	0	0	0	0	0
35. TOTALS (a).....	(62)	(62)	0	0	0	0	0	0	0	0	0	9,422

DETAILS OF WRITE-INS

3401.												
3402.												
3403.												
3498. Summary of remaining write-ins for Line 34 from overflow page.....	0	0	0	0	0	0	0	0	0	0	0	0
3499. TOTALS (Lines 3401 through 3403 plus 3498) (Line 34 above).....	0	0	0	0	0	0	0	0	0	0	0	0

(a) Finance and service charges not included in Lines 1 to 35 \$.....0.

(b) For health business on indicated lines report: Number of persons insured under PPO managed care products.....0 and number of persons insured under indemnity only products.....0.

EXHIBIT OF PREMIUMS AND LOSSES (Statutory Page 14)



NAIC Group Code.....0140 NAIC Company Code....26093

BUSINESS IN THE STATE OF WYOMING DURING THE YEAR

Line of Business	Gross Premiums, Including Policy and Membership Fees, Less Return Premiums and Premiums on Policies not Taken		3 Dividends Paid or Credited to Policyholders on Direct Business	4 Direct Unearned Premium Reserves	5 Direct Losses Paid (deducting salvage)	6 Direct Losses Incurred	7 Direct Losses Unpaid	8 Direct Defense and Cost Containment Expense Paid	9 Direct Defense and Cost Containment Expense Incurred	10 Direct Defense and Cost Containment Expense Unpaid	11 Commissions and Brokerage Expenses	12 Taxes, Licenses and Fees
	1 Direct Premiums Written	2 Direct Premiums Earned										
1. Fire.....												
2.1 Allied lines.....												
2.2 Multiple peril crop.....												
2.3 Federal flood.....												
2.4 Private crop.....												
2.5 Private flood.....												
3. Farmowners multiple peril.....												
4. Homeowners multiple peril.....	(8,043)	225,946			388,771	203,737	27,786	6,156	(10,678)	24,585	(8,317)	31,510
5.1 Commercial multiple peril (non-liability portion).....												
5.2 Commercial multiple peril (liability portion).....												
6. Mortgage guaranty.....												
8. Ocean marine.....												
9. Inland marine.....	(1,411)	290				(1,002)					(243)	15,569
10. Financial guaranty.....												
11. Medical professional liability.....												
12. Earthquake.....		393									(12)	4
13. Group accident and health (b).....												
14. Credit A&H (group and individual).....												
15.1 Collectively renewable A&H (b).....												
15.2 Non-cancelable A&H (b).....												
15.3 Guaranteed renewable A&H (b).....												
15.4 Non-renewable for stated reasons only (b).....												
15.5 Other accident only.....												
15.6 Medicare Title XVIII exempt from state taxes or fees.....												
15.7 All other A&H (b).....												
15.8 Federal employees health benefits plan premium.....												
16. Workers' compensation.....												
17.1 Other liability-occurrence.....	(30)	1,200									(45)	84
17.2 Other liability-claims-made.....												
17.3 Excess workers' compensation.....												
18. Products liability.....												
19.1 Private passenger auto no-fault (personal injury protection).....												
19.2 Other private passenger auto liability.....												2,828
19.3 Commercial auto no-fault (personal injury protection).....												
19.4 Other commercial auto liability.....												
21.1 Private passenger auto physical damage.....												
21.2 Commercial auto physical damage.....												
22. Aircraft (all perils).....												
23. Fidelity.....												
24. Surety.....												
26. Burglary and theft.....												
27. Boiler and machinery.....	(19)	1,294									(46)	122
28. Credit.....												
29. International.....												
30. Warranty.....												
34. Aggregate write-ins for other lines of business.....	0	0	0	0	0	0	0	0	0	0	0	0
35. TOTALS (a).....	(9,502)	229,123	0	0	388,771	202,735	27,786	6,156	(10,678)	24,585	(8,664)	50,117

DETAILS OF WRITE-INS

3401.....												
3402.....												
3403.....												
3498. Summary of remaining write-ins for Line 34 from overflow page.....	0	0	0	0	0	0	0	0	0	0	0	0
3499. TOTALS (Lines 3401 through 3403 plus 3498) (Line 34 above).....	0	0	0	0	0	0	0	0	0	0	0	0

(a) Finance and service charges not included in Lines 1 to 35 \$.....329.

(b) For health business on indicated lines report: Number of persons insured under PPO managed care products.....0 and number of persons insured under indemnity only products.....0.

SCHEDULE F - PART 1

Assumed Reinsurance as of December 31, Current Year (\$000 Omitted)

1 ID Number	2 NAIC Company Code	3 Name of Reinsured	4 Domiciliary Jurisdiction	5 Assumed Premium	Reinsurance On			9 Contingent Commissions Payable	10 Assumed Premiums Receivable	11 Unearned Premium	12 Funds Held by or Deposited With Reinsured Companies	13 Letters of Credit Posted	14 Amount of Assets Pledged or Compensating Balances to Secure Letters of Credit	15 Amount of Assets Pledged or Collateral Held in Trust
					6 Paid Losses and Loss Adjustment Expenses	7 Known Case Losses and LAE	8 Cols. 6 + 7							
Pools and Associations - Mandatory Pools, Associations or Other Similar Facilities														
AA-9991207.	00000.....	Indiana Fair Plan Assn.....	IN.....302215
42-0941910..	15775.....	Iowa Fair Plan Assn.....	IA.....10
00-0000000..	15248.....	Missouri Property Ins Placement Faci.....	MO.....603
AA-9991223.	00000.....	Oregon Fair Plan Assn.....	OR.....14228
1099999.	Pools and Associations - Mandatory Pools, Associations or Other Similar Facilities.....		5104400260000
1299999.	Total Pools and Associations.....		5104400260000
9999999.	Totals.....		5104400260000

SCHEDULE F - PART 2

Premium Portfolio Reinsurance Effected or (Canceled) during Current Year

1 ID Number	2 NAIC Company Code	3 Name of Company	4 Date of Contract	5 Original Premium	6 Reinsurance Premium
-------------------	------------------------------	----------------------	-----------------------	-----------------------	--------------------------

NONE

SCHEDULE F - PART 3

Ceded Reinsurance as of December 31, Current Year (\$000 Omitted)

1 ID Number	2 NAIC Company Code	3 Name of Reinsurer	4 Domi- ciliary Juris- diction	5 Special Code	6 Reinsurance Premiums Ceded	Reinsurance Recoverable on									16 Amount in Dispute Included in Column 15	Reinsurance Payable		19 Net Amount Recoverable from Reinsurers (Cols. 15 - [17 + 18])	20 Funds Held by Company Under Reinsurance Treaties
						7 Paid Losses	8 Paid LAE	9 Known Case Loss Reserves	10 Known Case LAE Reserves	11 IBNR Loss Reserves	12 IBNR LAE Reserves	13 Unearned Premiums	14 Contingent Commissions	15 Col. 7 through 14 Totals		17 Ceded Balances Payable	18 Other Amounts Due to Reinsurers		
Authorized Affiliates-U.S. Intercompany Pooling																			
31-4177100.	23787...	Nationwide Mutual Insurance Company.....	OH....	453,36327,9361,783171,11675,20637,772150,798689465,300105,216(18)360,102
0199999.	Total Authorized Affiliates - U.S. Intercompany Pooling.....			453,36327,9361,783171,116075,20637,772150,798689465,3000105,216(18)360,1020
0899999.	Total Authorized Affiliates.....			453,36327,9361,783171,116075,20637,772150,798689465,3000105,216(18)360,1020
Authorized Pools-Mandatory Pools, Associations or Other Similar Facilities																			
AA-9991500.	00000...	Illinois Mine Subsidence Fund.....	IL.....	56222
AA-9991501.	00000...	Indiana Mine Subsidence Fund.....	IN.....	900
1099999.	Total Authorized Pools - Mandatory Pools, Associations or Similar Facilities.....			6500000020200020
1499999.	Total Authorized Excluding Protected Cells.....			453,42827,9361,783171,116075,20637,772150,800689465,3020105,216(18)360,1040
5799999.	Total Auth., Recip. Juris., Unauth. & Cert. Excl. Prot. Cells.....			453,42827,9361,783171,116075,20637,772150,800689465,3020105,216(18)360,1040
9999999.	Totals (Sum of 5799999 and 5899999).....			453,42827,9361,783171,116075,20637,772150,800689465,3020105,216(18)360,1040

SCHEDULE F - PART 3 (Continued)

Ceded Reinsurance as of December 31, Current Year (\$000 Omitted)

(Credit Risk)

ID Number from Col. 1	Name of Reinsurer from Col. 3	Collateral				25 Total Funds Held, Payables & Collateral	26 Net Recoverable Net of Funds Held & Collateral	27 Applicable Sch. F Penalty (Col. 78)	Ceded Reinsurance Credit Risk								
		21 Multiple Beneficiary Trusts	22 Letters of Credit	23 Issuing or Confirming Bank Reference Number	24 Single Beneficiary Trusts & Other Allowable Collateral				28 Total Amount Recoverable from Reinsurers Less Penalty (Cols. 15 - 27)	29 Stressed Recoverable (Col. 28 * 120%)	30 Reinsurance Payable & Funds Held (Cols. 17 + 18 + 20; Not in Excess of Col. 29)	31 Stressed Net Recoverable (Cols. 29 - 30)	32 Total Collateral (Cols. 21 + 22 + 24; Not in Excess of Col. 31)	33 Stressed Net Recoverable Net of Collateral Offsets (Cols. 31 - 32)	34 Reinsurer Designation Equivalent	35 Credit Risk on Collateralized Recoverables (Col. 32 * Factor Applicable to Reinsurer Designation Equivalent in Col. 34)	36 Credit Risk on Uncollateralized Recoverables (Col. 33 * Factor Applicable to Reinsurer Designation Equivalent in Col. 34)
Authorized Affiliates-U.S. Intercompany Pooling																	
31-4177100.	Nationwide Mutual Insurance Company.....				105,198360,1020XXX.....XXX.....XXX.....XXX.....XXX.....XXX.....XXX.....XXX.....	
0199999.	Total Authorized Affiliates - U.S. Intercompany Pooling.....00	...XXX...0105,198360,1020XXX.....XXX.....XXX.....XXX.....XXX.....XXX.....XXX.....XXX.....	
0899999.	Total Authorized Affiliates.....00	...XXX...0105,198360,1020000000XXX.....0	
Authorized Pools-Mandatory Pools, Associations or Other Similar Facilities																	
AA-9991500.	Illinois Mine Subsidence Fund.....				020XXX.....XXX.....XXX.....XXX.....XXX.....XXX.....XXX.....XXX.....	
AA-9991501.	Indiana Mine Subsidence Fund.....				000XXX.....XXX.....XXX.....XXX.....XXX.....XXX.....XXX.....XXX.....	
1099999.	Authorized Pools - Mandatory Pools, Associations or Similar Pools.....00	...XXX...0020XXX.....XXX.....XXX.....XXX.....XXX.....XXX.....XXX.....XXX.....	
1499999.	Total Authorized Excluding Protected Cells.....00	...XXX...0105,198360,1040000000XXX.....0	
5799999.	Total Auth., Recip. Juris., Unauth. & Cert. Excl. Prot. Cells.....00	...XXX...0105,198360,1040000000XXX.....0	
9999999.	Totals (Sum of 5799999 and 5899999).....00	...XXX...0105,198360,1040000000XXX.....0	

SCHEDULE F - PART 3 (Continued)
 Ceded Reinsurance as of December 31, Current Year (\$000 Omitted)
 (Aging of Ceded Reinsurance)

ID Number from Col. 1	Name of Reinsurer from Col. 3	Reinsurance Recoverable on Paid Losses and Paid Loss Adjustment Expenses						44 Total Recoverable on Paid Losses & LAE Amounts in Dispute Included in Col. 43	45 Recoverable on Paid Losses & LAE Over 90 Days Past Due Amounts in Dispute Included in Cols. 40 & 41	46 Total Recoverable on Paid Losses & LAE Amounts Not in Dispute (Cols. 43 - 44)	47 Recoverable on Paid Losses & LAE Over 90 Days Past Due Amounts Not in Dispute (Cols. 40 + 41 - 45)	48 Amounts Received Prior 90 Days	49 Percentage Overdue (Col. 42 / Col. 43)	50 Percentage of Amounts More Than 90 Days Overdue Not in Dispute (Col. 47 / [Cols. 46 + 48])	51 Percentage More Than 120 Days Overdue (Col. 41 / Col. 43)	52 Is the Amount in Col. 50 Less than 20%? (Yes or No)	53 Amounts in Col. 47 for Reinsurers with Values Less Than 20% in Col. 50	
		37	Overdue															43 Total Due Cols. 37 + 42 (In Total Should Equal Cols. 7 + 8)
		Current	38 1 - 29 Days	39 30 - 90 Days	40 91 - 120 Days	41 Over 120 Days	42 Total Overdue (Cols. 38 + 39 + 40 +41)											
Authorized Affiliates-U.S. Intercompany Pooling																		
31-4177100.	Nationwide Mutual Insurance Company.....	29,719					0	29,719		29,719	0		0.0	0.0	0.0	0.0	YES...	0
0199999.	Total Authorized Affiliates - U.S. Intercompany Pooling.....	29,719	0	0	0	0	0	29,719	0	29,719	0	0	0.0	0.0	0.0	0.0	...XXX.	0
0899999.	Total Authorized Affiliates.....	29,719	0	0	0	0	0	29,719	0	29,719	0	0	0.0	0.0	0.0	0.0	...XXX.	0
Authorized Pools-Mandatory Pools, Associations or Other Similar Facilities																		
AA-9991500.	Illinois Mine Subsidence Fund.....						0	0		0	0		0.0	0.0	0.0	0.0	YES...	0
AA-9991501.	Indiana Mine Subsidence Fund.....						0	0		0	0		0.0	0.0	0.0	0.0	YES...	0
1099999.	Authorized Pools - Mandatory Pools, Associations or Similar F.....	0	0	0	0	0	0	0	0	0	0	0	0.0	0.0	0.0	0.0	...XXX.	0
1499999.	Total Authorized Excluding Protected Cells.....	29,719	0	0	0	0	0	29,719	0	29,719	0	0	0.0	0.0	0.0	0.0	...XXX.	0
5799999.	Total Auth., Recip. Juris., Unauth. & Cert. Excl. Prot. Cells.....	29,719	0	0	0	0	0	29,719	0	29,719	0	0	0.0	0.0	0.0	0.0	...XXX.	0
9999999.	Totals (Sum of 5799999 and 5899999).....	29,719	0	0	0	0	0	29,719	0	29,719	0	0	0.0	0.0	0.0	0.0	...XXX.	0

Sch. F - Pt. 3
NONE

Sch. F - Pt. 3
NONE

Sch. F - Pt. 4 Issuing or Confirming Banks for Letters of Credit from Scfpt3
NONE

SCHEDULE F - PART 5

Interrogatories for Schedule F, Part 3 (000 Omitted)

A. Report the five largest provisional commission rates included in the cedant's reinsurance treaties. The commission rate to be reported is by contract with ceded premium in excess of \$50,000.

1 Name of Reinsurer	2 Commission Rate	3 Ceded Premium
1.
2.
3.
4.
5.

B. Report the five largest reinsurance recoverables reported in Schedule F, Part 3, Column 15, due from any one reinsurer (based on the total recoverables, Schedule F, Part 3, Line 9999999, Column 15), the amount of ceded premium, and indicate whether the recoverables are due from an affiliated insurer.

1 Name of Reinsurer	2 Total Recoverables	3 Ceded Premiums	4 Affiliated YES or NO
6. Nationwide Mutual Insurance Company.....	465,300	453,363	YES.....
7. Illinois Mine Subsidence Fund.....	2	56	NO.....
8. Indiana Mine Subsidence Fund.....	9	NO.....
9.
10.

NOTE: Disclosure of the five largest provisional commission rates should exclude mandatory pools and joint underwriting associations.

SCHEDULE F - PART 6

Restatement of Balance Sheet to Identify Net Credit for Reinsurance

	1 As Reported (Net of Ceded)	2 Restatement Adjustments	3 Restated (Gross of Ceded)
ASSETS (Page 2, Col. 3)			
1. Cash and invested assets (Line 12).....	8,043,513		8,043,513
2. Premiums and considerations (Line 15).....	77,089,942		77,089,942
3. Reinsurance recoverable on loss and loss adjustment expense payments (Line 16.1).....	29,719,494	(29,719,494)	0
4. Funds held by or deposited with reinsured companies (Line 16.2).....			0
5. Other assets.....	11,614,141	18,259	11,632,400
6. Net amount recoverable from reinsurers.....		360,084,262	360,084,262
7. Protected cell assets (Line 27).....			0
8. Totals (Line 28).....	126,467,090	330,383,027	456,850,117
LIABILITIES (Page 3)			
9. Losses and loss adjustment expenses (Lines 1 through 3).....		284,093,694	284,093,694
10. Taxes, expenses, and other obligations (Lines 4 through 8).....		707,241	707,241
11. Unearned premiums (Line 9).....		150,798,119	150,798,119
12. Advance premiums (Line 10).....			0
13. Dividends declared and unpaid (Line 11.1 and 11.2).....			0
14. Ceded reinsurance premiums payable (net of ceding commissions) (Line 12).....	105,216,325	(105,216,027)	298
15. Funds held by company under reinsurance treaties (Line 13).....			0
16. Amounts withheld or retained by company for account of others (Line 14).....			0
17. Provision for reinsurance (Line 16).....			0
18. Other liabilities.....	12,452,227		12,452,227
19. Total liabilities excluding protected cell business (Line 26).....	117,668,552	330,383,027	448,051,579
20. Protected cell liabilities (Line 27).....			0
21. Surplus as regards policyholders (Line 37).....	8,798,537	XXX	8,798,537
22. Totals (Line 38).....	126,467,089	330,383,027	456,850,116

NOTE: Is the restatement of this exhibit the result of grossing up balances ceded to affiliates under 100 percent reinsurance or pooling arrangements?..Yes [X] No []

If yes, give full explanation:

See Notes to Financial Statements #26

Sch. H - Pt. 1
NONE

Sch. H - Pt. 2
NONE

Sch. H - Pt. 3
NONE

Sch. H - Pt. 4
NONE

Sch. H - Pt. 5
NONE

Sch. P - Pt. 1A

NONE

Sch. P - Pt. 1B

NONE

Sch. P - Pt. 1C

NONE

Sch. P - Pt. 1D

NONE

Sch. P - Pt. 1E

NONE

Sch. P - Pt. 1F - Sn. 1

NONE

Sch. P - Pt. 1F - Sn. 2

NONE

Sch. P - Pt. 1G

NONE

Sch. P - Pt. 1H - Sn. 1

NONE

Sch. P - Pt. 1H - Sn. 2

NONE

Sch. P - Pt. 1I

NONE

Sch. P - Pt. 1J

NONE

Sch. P - Pt. 1K

NONE

Sch. P - Pt. 1L

NONE

Sch. P - Pt. 1M

NONE

Sch. P - Pt. 1N

NONE

Sch. P - Pt. 1O

NONE

Sch. P - Pt. 1P

NONE

Sch. P - Pt. 1R - Sn. 1

NONE

Sch. P - Pt. 1R - Sn. 2

NONE

Sch. P - Pt. 1S

NONE

Sch. P - Pt. 1T

NONE

Sch. P - Pt. 2A

NONE

Sch. P - Pt. 2B

NONE

Sch. P - Pt. 2C

NONE

Sch. P - Pt. 2D

NONE

Sch. P - Pt. 2E

NONE

Sch. P - Pt. 2F - Sn. 1

NONE

Sch. P - Pt. 2F - Sn. 2

NONE

Sch. P - Pt. 2G

NONE

Sch. P - Pt. 2H - Sn. 1

NONE

Sch. P - Pt. 2H - Sn. 2

NONE

Sch. P - Pt. 2I

NONE

Sch. P - Pt. 2J

NONE

Sch. P - Pt. 2K

NONE

Sch. P - Pt. 2L

NONE

Sch. P - Pt. 2M

NONE

Sch. P - Pt. 2N

NONE

Sch. P - Pt. 2O

NONE

Sch. P - Pt. 2P

NONE

Sch. P - Pt. 2R - Sn. 1
NONE

Sch. P - Pt. 2R - Sn. 2
NONE

Sch. P - Pt. 2S
NONE

Sch. P - Pt. 2T
NONE

Sch. P - Pt. 3A
NONE

Sch. P - Pt. 3B
NONE

Sch. P - Pt. 3C
NONE

Sch. P - Pt. 3D
NONE

Sch. P - Pt. 3E
NONE

Sch. P - Pt. 3F - Sn. 1
NONE

Sch. P - Pt. 3F - Sn. 2
NONE

Sch. P - Pt. 3G
NONE

Sch. P - Pt. 3H - Sn. 1
NONE

Sch. P - Pt. 3H - Sn. 2
NONE

Sch. P - Pt. 3I
NONE

Sch. P - Pt. 3J
NONE

Sch. P - Pt. 3K
NONE

Sch. P - Pt. 3L
NONE

Sch. P - Pt. 3M
NONE

**Sch. P - Pt. 3N
NONE**

**Sch. P - Pt. 3O
NONE**

**Sch. P - Pt. 3P
NONE**

**Sch. P - Pt. 3R - Sn. 1
NONE**

**Sch. P - Pt. 3R - Sn. 2
NONE**

**Sch. P - Pt. 3S
NONE**

**Sch. P - Pt. 3T
NONE**

**Sch. P - Pt. 4A
NONE**

**Sch. P - Pt. 4B
NONE**

**Sch. P - Pt. 4C
NONE**

**Sch. P - Pt. 4D
NONE**

**Sch. P - Pt. 4E
NONE**

**Sch. P - Pt. 4F - Sn. 1
NONE**

**Sch. P - Pt. 4F - Sn. 2
NONE**

**Sch. P - Pt. 4G
NONE**

**Sch. P - Pt. 4H - Sn. 1
NONE**

**Sch. P - Pt. 4H - Sn. 2
NONE**

**Sch. P - Pt. 4I
NONE**

**Sch. P - Pt. 4J
NONE**

**Sch. P - Pt. 4K
NONE**

**Sch. P - Pt. 4L
NONE**

**Sch. P - Pt. 4M
NONE**

**Sch. P - Pt. 4N
NONE**

**Sch. P - Pt. 4O
NONE**

**Sch. P - Pt. 4P
NONE**

**Sch. P - Pt. 4R - Sn. 1
NONE**

**Sch. P - Pt. 4R - Sn. 2
NONE**

**Sch. P - Pt. 4S
NONE**

**Sch. P - Pt. 4T
NONE**

**Sch. P - Pt. 5A - Sn. 1
NONE**

**Sch. P - Pt. 5A - Sn. 2
NONE**

**Sch. P - Pt. 5A - Sn. 3
NONE**

**Sch. P - Pt. 5B - Sn. 1
NONE**

**Sch. P - Pt. 5B - Sn. 2
NONE**

**Sch. P - Pt. 5B - Sn. 3
NONE**

**Sch. P - Pt. 5C - Sn. 1
NONE**

**Sch. P - Pt. 5C - Sn. 2
NONE**

**Sch. P - Pt. 5C - Sn. 3
NONE**

**Sch. P - Pt. 5D - Sn. 1
NONE**

**Sch. P - Pt. 5D - Sn. 2
NONE**

**Sch. P - Pt. 5D - Sn. 3
NONE**

**Sch. P - Pt. 5E - Sn. 1
NONE**

**Sch. P - Pt. 5E - Sn. 2
NONE**

**Sch. P - Pt. 5E - Sn. 3
NONE**

**Sch. P - Pt. 5F - Sn. 1A
NONE**

**Sch. P - Pt. 5F - Sn. 2A
NONE**

**Sch. P - Pt. 5F - Sn. 3A
NONE**

**Sch. P - Pt. 5F - Sn. 1B
NONE**

**Sch. P - Pt. 5F - Sn. 2B
NONE**

**Sch. P - Pt. 5F - Sn. 3B
NONE**

**Sch. P - Pt. 5H - Sn. 1A
NONE**

**Sch. P - Pt. 5H - Sn. 2A
NONE**

**Sch. P - Pt. 5H - Sn. 3A
NONE**

Sch. P - Pt. 5H - Sn. 1B

NONE

Sch. P - Pt. 5H - Sn. 2B

NONE

Sch. P - Pt. 5H - Sn. 3B

NONE

Sch. P - Pt. 5R - Sn. 1A

NONE

Sch. P - Pt. 5R - Sn. 2A

NONE

Sch. P - Pt. 5R - Sn. 3A

NONE

Sch. P - Pt. 5R - Sn. 1B

NONE

Sch. P - Pt. 5R - Sn. 2B

NONE

Sch. P - Pt. 5R - Sn. 3B

NONE

Sch. P - Pt. 5T - Sn. 1

NONE

Sch. P - Pt. 5T - Sn. 2

NONE

Sch. P - Pt. 5T - Sn. 3

NONE

Sch. P - Pt. 6C - Sn. 1

NONE

Sch. P - Pt. 6C - Sn. 2

NONE

Sch. P - Pt. 6D - Sn. 1

NONE

Sch. P - Pt. 6D - Sn. 2

NONE

Sch. P - Pt. 6E - Sn. 1

NONE

Sch. P - Pt. 6E - Sn. 2

NONE

Sch. P - Pt. 6H - Sn. 1A

NONE

Sch. P - Pt. 6H - Sn. 2A

NONE

Sch. P - Pt. 6H - Sn. 1B

NONE

Sch. P - Pt. 6H - Sn. 2B

NONE

Sch. P - Pt. 6M - Sn. 1

NONE

Sch. P - Pt. 6M - Sn. 2

NONE

Sch. P - Pt. 6N - Sn. 1

NONE

Sch. P - Pt. 6N - Sn. 2

NONE

Sch. P - Pt. 6O - Sn. 1

NONE

Sch. P - Pt. 6O - Sn. 2

NONE

Sch. P - Pt. 6R - Sn. 1A

NONE

Sch. P - Pt. 6R - Sn. 2A

NONE

Sch. P - Pt. 6R - Sn. 1B

NONE

Sch. P - Pt. 6R - Sn. 2B

NONE

Sch. P - Pt. 7A - Sn. 1

NONE

Sch. P - Pt. 7A - Sn. 2

NONE

Sch. P - Pt. 7A - Sn. 3

NONE

Sch. P - Pt. 7A - Sn. 4

NONE

Sch. P - Pt. 7A - Sn. 5

NONE

Sch. P - Pt. 7B - Sn. 1

NONE

Sch. P - Pt. 7B - Sn. 2

NONE

Sch. P - Pt. 7B - Sn. 3

NONE

SCHEDULE P - PART 7B - REINSURANCE LOSS SENSITIVE CONTRACTS (continued)

SECTION 4

Years in Which Policies Were Issued	Net Earned Premiums Reported At Year End (\$000 Omitted)									
	1 2012	2 2013	3 2014	4 2015	5 2016	6 2017	7 2018	8 2019	9 2020	10 2021
1. Prior.....										
2. 2012.....										
3. 2013.....	.XXX									
4. 2014.....	.XXX	.XXX								
5. 2015.....	.XXX	.XXX	.XXX							
6. 2016.....	.XXX	.XXX	.XXX	.XXX						
7. 2017.....	.XXX	.XXX	.XXX	.XXX	.XXX					
8. 2018.....	.XXX	.XXX	.XXX	.XXX	.XXX	.XXX				
9. 2019.....	.XXX	.XXX	.XXX	.XXX	.XXX	.XXX	.XXX			
10. 2020.....	.XXX	.XXX	.XXX	.XXX	.XXX	.XXX	.XXX	.XXX		
11. 2021.....	.XXX	.XXX	.XXX	.XXX	.XXX	.XXX	.XXX	.XXX	.XXX	

SECTION 5

Years in Which Policies Were Issued	Net Reserve For Premium Adjustments And Accrued Retrospective Premiums At Year End (\$000 Omitted)									
	1 2012	2 2013	3 2014	4 2015	5 2016	6 2017	7 2018	8 2019	9 2020	10 2021
1. Prior.....										
2. 2012.....										
3. 2013.....	.XXX									
4. 2014.....	.XXX	.XXX								
5. 2015.....	.XXX	.XXX	.XXX							
6. 2016.....	.XXX	.XXX	.XXX	.XXX						
7. 2017.....	.XXX	.XXX	.XXX	.XXX	.XXX					
8. 2018.....	.XXX	.XXX	.XXX	.XXX	.XXX	.XXX				
9. 2019.....	.XXX	.XXX	.XXX	.XXX	.XXX	.XXX	.XXX			
10. 2020.....	.XXX	.XXX	.XXX	.XXX	.XXX	.XXX	.XXX	.XXX		
11. 2021.....	.XXX	.XXX	.XXX	.XXX	.XXX	.XXX	.XXX	.XXX	.XXX	

SECTION 6

Years in Which Policies Were Issued	Incurred Adjustable Commissions Reported At Year End (\$000 Omitted)									
	1 2012	2 2013	3 2014	4 2015	5 2016	6 2017	7 2018	8 2019	9 2020	10 2021
1. Prior.....										
2. 2012.....										
3. 2013.....	.XXX									
4. 2014.....	.XXX	.XXX								
5. 2015.....	.XXX	.XXX	.XXX							
6. 2016.....	.XXX	.XXX	.XXX	.XXX						
7. 2017.....	.XXX	.XXX	.XXX	.XXX	.XXX					
8. 2018.....	.XXX	.XXX	.XXX	.XXX	.XXX	.XXX				
9. 2019.....	.XXX	.XXX	.XXX	.XXX	.XXX	.XXX	.XXX			
10. 2020.....	.XXX	.XXX	.XXX	.XXX	.XXX	.XXX	.XXX	.XXX		
11. 2021.....	.XXX	.XXX	.XXX	.XXX	.XXX	.XXX	.XXX	.XXX	.XXX	

SECTION 7

Years in Which Policies Were Issued	Reserves For Commission Adjustments At Year End (\$000 Omitted)									
	1 2012	2 2013	3 2014	4 2015	5 2016	6 2017	7 2018	8 2019	9 2020	10 2021
1. Prior.....										
2. 2012.....										
3. 2013.....	.XXX									
4. 2014.....	.XXX	.XXX								
5. 2015.....	.XXX	.XXX	.XXX							
6. 2016.....	.XXX	.XXX	.XXX	.XXX						
7. 2017.....	.XXX	.XXX	.XXX	.XXX	.XXX					
8. 2018.....	.XXX	.XXX	.XXX	.XXX	.XXX	.XXX				
9. 2019.....	.XXX	.XXX	.XXX	.XXX	.XXX	.XXX	.XXX			
10. 2020.....	.XXX	.XXX	.XXX	.XXX	.XXX	.XXX	.XXX	.XXX		
11. 2021.....	.XXX	.XXX	.XXX	.XXX	.XXX	.XXX	.XXX	.XXX	.XXX	

NATIONWIDE AFFINITY INSURANCE COMPANY OF AMERICA

SCHEDULE P INTERROGATORIES

1. The following questions relate to yet-to-be-issued Extended Reporting Endorsements (EREs) arising from Death, Disability, or Retirement (DDR) provisions in Medical Professional Liability Claims-Made insurance policies. EREs provided for reasons other than DDR are not be included.
- 1.1 Does the company issue Medical Professional Liability Claims-Made insurance policies that provide tail (also known as an extended reporting endorsement, or "ERE") benefits in the event of Death, Disability, or Retirement (DDR) at a reduced charge or at no additional cost? Yes [] No [X]
If the answer to question 1.1 is "no", leave the following questions blank. If the answer to question 1.1 is "yes", please answer the following questions.
- 1.2 What is the total amount of the reserve for that provision (DDR reserve), as reported, explicitly or not, elsewhere in this statement (in dollars)?
- 1.3 Does the company report any DDR reserve as Unearned Premium Reserve per SSAP #65? Yes [] No []
- 1.4 Does the company report any DDR reserve as loss or loss adjustment expense reserve? Yes [] No []
- 1.5 If the company reports DDR reserve as Unearned Premium Reserve, does that amount match the figure on the Underwriting and Investment Exhibit, Part 1A - Recapitulation of all Premiums (Page 7) Column 2, Lines 11.1 plus 11.2? Yes [] No [] N/A[]
- 1.6 If the company reports DDR reserve as loss or loss adjustment expense reserve, please complete the following table corresponding to where these reserves are reported in Schedule P:

		DDR Reserve Included in Schedule P, Part 1F, Medical Professional Liability Column 24: Total Net Losses and Expenses Unpaid	
		1 Section 1: Occurrence	2 Section 2: Claims-Made
1.601	Prior.....
1.602	2012.....
1.603	2013.....
1.604	2014.....
1.605	2015.....
1.606	2016.....
1.607	2017.....
1.608	2018.....
1.609	2019.....
1.610	2020.....
1.611	2021.....
1.612	Totals.....	0	0

2. The definition of allocated loss adjustment expenses (ALAE) and, therefore, unallocated loss adjustment expenses (ULAE) was changed effective January 1, 1998. This change in definition applies to both paid and unpaid expenses. Are these expenses (now reported as "Defense and Cost Containment" and "Adjusting and Other") reported in compliance with these definitions in this statement? Yes [X] No []
3. The Adjusting and Other expense payments and reserves should be allocated to the years in which the losses were incurred based on the number of claims reported, closed and outstanding in those years. When allocating Adjusting and Other expense between companies in a group or a pool, the Adjusting and Other expense should be allocated in the same percentage used for the loss amounts and the claim counts. For reinsurers, Adjusting and Other expense assumed should be reported according to the reinsurance contract. For Adjusting and Other expense incurred by reinsurers, or in those situations where suitable claim count information is not available, Adjusting and Other expense should be allocated by a reasonable method determined by the company and described in Interrogatory 7, below. Are they so reported in this statement? Yes [X] No []
4. Do any lines in Schedule P include reserves that are reported gross of any discount to present value of future payments, and that are reported net of such discounts on Page 10? Yes [] No [X]

If yes, proper disclosure must be made in the Notes to Financial Statements, as specified in the Instructions. Also, the discounts must be reported in Schedule P - Part 1, Columns 32 and 33.

Schedule P must be completed gross of non-tabular discounting. Work papers relating to discount calculations must be available for examination upon request.

Discounting is allowed only if expressly permitted by the state insurance department to which this Annual Statement is being filed.
5. What were the net premiums in force at the end of the year for: (in thousands of dollars)
5.1 Fidelity
5.2 Surety
6. Claim count information is reported per claim or per claimant. (Indicate which). PER CLAIM
If not the same in all years, explain in Interrogatory 7.
- 7.1 The information provided in Schedule P will be used by many persons to estimate the adequacy of the current loss and expense reserves, among other things. Are there any especially significant events, coverage, retention or accounting changes that have occurred that must be considered when making such analyses? Yes [] No [X]
- 7.2 An extended statement may be attached.

SCHEDULE T - PART 2

INTERSTATE COMPACT - EXHIBIT OF PREMIUMS WRITTEN

Allocated by States and Territories

States, Etc.		Direct Business Only					Totals
		1 Life (Group and Individual)	2 Annuities (Group and Individual)	3 Disability Income (Group and Individual)	4 Long-Term Care (Group and Individual)	5 Deposit-Type Contracts	
1. Alabama.....AL							0
2. Alaska.....AK							0
3. Arizona.....AZ							0
4. Arkansas.....AR							0
5. California.....CA							0
6. Colorado.....CO							0
7. Connecticut.....CT							0
8. Delaware.....DE							0
9. District of Columbia.....DC							0
10. Florida.....FL							0
11. Georgia.....GA							0
12. Hawaii.....HI							0
13. Idaho.....ID							0
14. Illinois.....IL							0
15. Indiana.....IN							0
16. Iowa.....IA							0
17. Kansas.....KS							0
18. Kentucky.....KY							0
19. Louisiana.....LA							0
20. Maine.....ME							0
21. Maryland.....MD							0
22. Massachusetts.....MA							0
23. Michigan.....MI							0
24. Minnesota.....MN							0
25. Mississippi.....MS							0
26. Missouri.....MO							0
27. Montana.....MT							0
28. Nebraska.....NE							0
29. Nevada.....NV							0
30. New Hampshire.....NH							0
31. New Jersey.....NJ							0
32. New Mexico.....NM							0
33. New York.....NY							0
34. North Carolina.....NC							0
35. North Dakota.....ND							0
36. Ohio.....OH							0
37. Oklahoma.....OK							0
38. Oregon.....OR							0
39. Pennsylvania.....PA							0
40. Rhode Island.....RI							0
41. South Carolina.....SC							0
42. South Dakota.....SD							0
43. Tennessee.....TN							0
44. Texas.....TX							0
45. Utah.....UT							0
46. Vermont.....VT							0
47. Virginia.....VA							0
48. Washington.....WA							0
49. West Virginia.....WV							0
50. Wisconsin.....WI							0
51. Wyoming.....WY							0
52. American Samoa.....AS							0
53. Guam.....GU							0
54. Puerto Rico.....PR							0
55. US Virgin Islands.....VI							0
56. Northern Mariana Islands.....MP							0
57. Canada.....CAN							0
58. Aggregate Other Alien.....OT							0
59. Totals.....		0	0	0	0	0	0

NONE

SCHEDULE Y

PART 1A - DETAIL OF INSURANCE HOLDING COMPANY SYSTEM

1	2	3	4	5	6	7	8	9	10	11	12	13	14	15	16
Group Code	Group Name	NAIC Company Code	ID Number	Federal RSSD	CIK	Name of Securities Exchange if Publicly Traded (U.S. or International)	Names of Parent, Subsidiaries or Affiliates	Domiciliary Location	Relationship to Reporting Entity	Directly Controlled by (Name of Entity/Person)	Type of Control (Ownership Board, Management, Attorney-in-Fact, Influence, Other)	If Control is Ownership Provide Percentage	Ultimate Controlling Entity(ies)/Person(s)	Is an SCA Filing Required? (YES/NO)	*
Members															
0140	Nationwide.....		31-1486309..	n/a.....			10 W. Nationwide, LLC.....	OH.....	NIA.....	Nationwide Realty Investors, Ltd.....	ownership.....	100.000	Nationwide Mutual Insurance Company.....	NO.....	
0140	Nationwide.....		31-1486309..	n/a.....			1000 Yard Street, LLC.....	OH.....	NIA.....	Nationwide Realty Investors, Ltd.....	ownership.....	100.000	Nationwide Mutual Insurance Company.....	NO.....	
0140	Nationwide.....		31-1486309..	n/a.....			1015 Long Street, LLC.....	OH.....	NIA.....	Nationwide Realty Investors, Ltd.....	ownership.....	100.000	Nationwide Mutual Insurance Company.....	NO.....	
0140	Nationwide.....		31-1486309..	n/a.....			1050 Yard Street, LLC.....	OH.....	NIA.....	Nationwide Realty Investors, Ltd.....	ownership.....	100.000	Nationwide Mutual Insurance Company.....	NO.....	
0140	Nationwide.....		31-1486309..	n/a.....			1125 Rail Street, LLC.....	OH.....	NIA.....	Nationwide Realty Investors, Ltd.....	ownership.....	100.000	Nationwide Mutual Insurance Company.....	NO.....	
0140	Nationwide.....		31-1733036..	n/a.....			120 Acre Partners, LLC.....	DE.....	NIA.....	Nationwide Realty Investors, Ltd.....	ownership.....	95.000	Nationwide Mutual Insurance Company.....	NO.....	1.....
0140	Nationwide.....		20-4939866..	n/a.....			1125 Yard Street, LLC.....	OH.....	NIA.....	NRI Equity Land Investments, LLC.....	ownership.....	100.000	Nationwide Mutual Insurance Company.....	NO.....	
0140	Nationwide.....		20-4939867..	n/a.....			1175 Bobcat, LLC.....	OH.....	NIA.....	NRI Equity Land Investments, LLC.....	ownership.....	100.000	Nationwide Mutual Insurance Company.....	NO.....	
0140	Nationwide.....		26-2451988..	n/a.....			1492 Capital, LLC.....	OH.....	NIA.....	Nationwide Mutual Insurance Company.....	ownership.....	100.000	Nationwide Mutual Insurance Company.....	NO.....	
0140	Nationwide.....		31-1486309..	n/a.....			111 Rivulon Boulevard, LLC.....	OH.....	NIA.....	NRI-Rivulon, LLC.....	ownership.....	100.000	Nationwide Mutual Insurance Company.....	NO.....	
0140	Nationwide.....		31-1486309..	n/a.....			155 Rivulon Boulevard, LLC.....	OH.....	NIA.....	NRI-Rivulon, LLC.....	ownership.....	100.000	Nationwide Mutual Insurance Company.....	NO.....	
0140	Nationwide.....		31-1486309..	n/a.....			161 Rivulon Boulevard, LLC.....	OH.....	NIA.....	NRI-Rivulon, LLC.....	ownership.....	100.000	Nationwide Mutual Insurance Company.....	NO.....	
0140	Nationwide.....		31-1580283..	n/a.....			170 Marconi, LLC.....	OH.....	NIA.....	NWD Investments, LLC.....	ownership.....	100.000	Nationwide Mutual Insurance Company.....	NO.....	
0140	Nationwide.....		31-1580283..	n/a.....			245 Parks Edge Place, LLC.....	OH.....	NIA.....	NWD Investments, LLC.....	ownership.....	100.000	Nationwide Mutual Insurance Company.....	NO.....	
0140	Nationwide.....		31-1486309..	n/a.....			275 Rivulon Boulevard, LLC.....	OH.....	NIA.....	NRI-Rivulon, LLC.....	ownership.....	100.000	Nationwide Mutual Insurance Company.....	NO.....	
0140	Nationwide.....		31-1486309..	n/a.....			300 Rivulon Boulevard, LLC.....	OH.....	NIA.....	NRI-Rivulon, LLC.....	ownership.....	100.000	Nationwide Mutual Insurance Company.....	NO.....	
0140	Nationwide.....		31-1486309..	n/a.....			310 Rivulon Boulevard, LLC.....	OH.....	NIA.....	NRI-Rivulon, LLC.....	ownership.....	100.000	Nationwide Mutual Insurance Company.....	NO.....	
0140	Nationwide.....		31-1486309..	n/a.....			343 N. Front, LLC.....	OH.....	NIA.....	Nationwide Realty Investors, Ltd.....	ownership.....	100.000	Nationwide Mutual Insurance Company.....	NO.....	
0140	Nationwide.....		31-1486309..	n/a.....			400 Rivulon Boulevard, LLC.....	OH.....	NIA.....	NRI-Rivulon, LLC.....	ownership.....	100.000	Nationwide Mutual Insurance Company.....	NO.....	
0140	Nationwide.....		31-1580283..	n/a.....			400 West Nationwide Boulevard, LLC.....	OH.....	NIA.....	NWD Investments, LLC.....	ownership.....	100.000	Nationwide Mutual Insurance Company.....	NO.....	
0140	Nationwide.....		31-1486309..	n/a.....			410 Rivulon Boulevard, LLC.....	OH.....	NIA.....	NRI-Rivulon, LLC.....	ownership.....	100.000	Nationwide Mutual Insurance Company.....	NO.....	
0140	Nationwide.....		31-1580283..	n/a.....			425 West Nationwide Boulevard, LLC.....	OH.....	NIA.....	NWD Investments, LLC.....	ownership.....	100.000	Nationwide Mutual Insurance Company.....	NO.....	
0140	Nationwide.....		31-1486309..	n/a.....			44 Chestnut, LLC.....	OH.....	NIA.....	Nationwide Realty Investors, Ltd.....	ownership.....	100.000	Nationwide Mutual Insurance Company.....	NO.....	
0140	Nationwide.....		38-4118665..	n/a.....			500 Neil Avenue, LLC.....	OH.....	NIA.....	NWD HP, LLC.....	ownership.....	100.000	Nationwide Mutual Insurance Company.....	NO.....	
0140	Nationwide.....		38-4118665..	n/a.....			515 Kilbourne Street, LLC.....	OH.....	NIA.....	NWD HP, LLC.....	ownership.....	100.000	Nationwide Mutual Insurance Company.....	NO.....	
0140	Nationwide.....		87-1954007..	n/a.....			525 Cleveland Avenue, LLC.....	OH.....	NIA.....	Nationwide Financial Services, Inc.....	ownership.....	100.000	Nationwide Mutual Insurance Company.....	NO.....	
0140	Nationwide.....		20-4939866..	n/a.....			735 Bobcat Avenue, LLC.....	OH.....	NIA.....	GVY Residential, LLC.....	ownership.....	100.000	Nationwide Mutual Insurance Company.....	NO.....	
0140	Nationwide.....		31-1486309..	n/a.....			75 Rivulon Boulevard, LLC.....	OH.....	NIA.....	NRI-Rivulon, LLC.....	ownership.....	100.000	Nationwide Mutual Insurance Company.....	NO.....	
0140	Nationwide.....		20-4939866..	n/a.....			775 Yard Street, LLC.....	OH.....	NIA.....	NRI Equity Land Investments, LLC.....	ownership.....	100.000	Nationwide Mutual Insurance Company.....	NO.....	
0140	Nationwide.....		20-4939866..	n/a.....			777 Swan Street, LLC.....	OH.....	NIA.....	NRI Equity Land Investments, LLC.....	ownership.....	100.000	Nationwide Mutual Insurance Company.....	NO.....	
0140	Nationwide.....		20-4939866..	n/a.....			780 Yard Street, LLC.....	OH.....	NIA.....	NRI Equity Land Investments, LLC.....	ownership.....	100.000	Nationwide Mutual Insurance Company.....	NO.....	
0140	Nationwide.....		20-4939866..	n/a.....			795 Rail Street, LLC.....	OH.....	NIA.....	NRI Equity Land Investments, LLC.....	ownership.....	100.000	Nationwide Mutual Insurance Company.....	NO.....	
0140	Nationwide.....		20-4939866..	n/a.....			800 Bobcat Avenue, LLC.....	OH.....	NIA.....	NRI Equity Land Investments, LLC.....	ownership.....	100.000	Nationwide Mutual Insurance Company.....	NO.....	
0140	Nationwide.....		20-4939866..	n/a.....			800 Goodale Boulevard, LLC.....	OH.....	NIA.....	NRI Equity Land Investments, LLC.....	ownership.....	100.000	Nationwide Mutual Insurance Company.....	NO.....	
0140	Nationwide.....		20-4939866..	n/a.....			800 Yard Street, LLC.....	OH.....	NIA.....	NRI Equity Land Investments, LLC.....	ownership.....	100.000	Nationwide Mutual Insurance Company.....	NO.....	
0140	Nationwide.....		20-4939866..	n/a.....			805 Bobcat Avenue, LLC.....	OH.....	NIA.....	GVY Residential, LLC.....	ownership.....	100.000	Nationwide Mutual Insurance Company.....	NO.....	

SCHEDULE Y

PART 1A - DETAIL OF INSURANCE HOLDING COMPANY SYSTEM

1	2	3	4	5	6	7	8	9	10	11	12	13	14	15	16
Group Code	Group Name	NAIC Company Code	ID Number	Federal RSSD	CIK	Name of Securities Exchange if Publicly Traded (U.S. or International)	Names of Parent, Subsidiaries or Affiliates	Domiciliary Location	Relationship to Reporting Entity	Directly Controlled by (Name of Entity/Person)	Type of Control (Ownership Board, Management, Attorney-in-Fact, Influence, Other)	If Control is Ownership Provide Percentage	Ultimate Controlling Entity(ies)/Person(s)	Is an SCA Filing Required? (YES/NO)	*
0140	Nationwide		20-4939866	n/a			808 Yard Street, LLC	OH	NIA	GVY Residential, LLC	ownership	100.000	Nationwide Mutual Insurance Company	NO	
0140	Nationwide		20-4939866	n/a			820 Goodale Boulevard, LLC	OH	NIA	NRI Equity Land Investments, LLC	ownership	100.000	Nationwide Mutual Insurance Company	NO	
0140	Nationwide		20-4939866	n/a			825 Junction Way, LLC	OH	NIA	GVY Residential, LLC	ownership	100.000	Nationwide Mutual Insurance Company	NO	
0140	Nationwide		20-4939866	n/a			828 Bobcat Avenue, LLC	OH	NIA	NRI Equity Land Investments, LLC	ownership	100.000	Nationwide Mutual Insurance Company	NO	
0140	Nationwide		20-4939866	n/a			840 Third Avenue, LLC	OH	NIA	NRI Equity Land Investments, LLC	ownership	100.000	Nationwide Mutual Insurance Company	NO	
0140	Nationwide		20-4939866	n/a			840 Yard Street, LLC	OH	NIA	GVY Residential, LLC	ownership	100.000	Nationwide Mutual Insurance Company	NO	
0140	Nationwide		20-4939866	n/a			845 Yard Street, LLC	OH	NIA	GVY Residential, LLC	ownership	100.000	Nationwide Mutual Insurance Company	NO	
0140	Nationwide		20-4939866	n/a			860 Third Avenue, LLC	OH	NIA	NRI Equity Land Investments, LLC	ownership	100.000	Nationwide Mutual Insurance Company	NO	
0140	Nationwide		20-4939866	n/a			880 Third Avenue, LLC	OH	NIA	NRI Equity Land Investments, LLC	ownership	100.000	Nationwide Mutual Insurance Company	NO	
0140	Nationwide		20-4939866	n/a			880 Yard Street, LLC	OH	NIA	GVY Residential, LLC	ownership	100.000	Nationwide Mutual Insurance Company	NO	
0140	Nationwide		20-4939866	n/a			895 W. Third Avenue, LLC	OH	NIA	NRI Equity Land Investments, LLC	ownership	100.000	Nationwide Mutual Insurance Company	NO	
0140	Nationwide		20-4939866	n/a			950 Dorchester Way, LLC	OH	NIA	GVY Residential, LLC	ownership	100.000	Nationwide Mutual Insurance Company	NO	
0140	Nationwide		20-4939866	n/a			950 Goodale Boulevard, LLC	OH	NIA	NRI Equity Land Investments, LLC	ownership	100.000	Nationwide Mutual Insurance Company	NO	
0140	Nationwide		31-1486309	n/a			960 Bobcat Avenue, LLC	OH	NIA	Nationwide Realty Investors, Ltd.	ownership	100.000	Nationwide Mutual Insurance Company	NO	
0140	Nationwide		31-1486309	n/a			975 Rail Street, LLC	OH	NIA	Nationwide Realty Investors, Ltd.	ownership	100.000	Nationwide Mutual Insurance Company	NO	
0140	Nationwide		31-1486309	n/a			995 Yard Street, LLC	OH	NIA	Nationwide Realty Investors, Ltd.	ownership	100.000	Nationwide Mutual Insurance Company	NO	
0140	Nationwide		31-1486309	n/a			18615 Claret Drive, LLC	OH	NIA	NRI Cavasson, LLC	ownership	100.000	Nationwide Mutual Insurance Company	NO	
0140	Nationwide		31-1486309	n/a			18700 Hayden Road, LLC	OH	NIA	NRI Cavasson, LLC	ownership	100.000	Nationwide Mutual Insurance Company	NO	
0140	Nationwide		31-1580283	n/a			AD DORA, LLC	OH	NIA	NWD Investments, LLC	ownership	100.000	Nationwide Mutual Insurance Company	NO	
0140	Nationwide		31-1580283	n/a			ADTV, LLC	OH	NIA	NWD Investments, LLC	ownership	100.000	Nationwide Mutual Insurance Company	NO	
0140	Nationwide		52-2227314	n/a			AGMC Reinsurance, Ltd.	TCA	NIA	Nationwide Advantage Mortgage Company	ownership	100.000	Nationwide Mutual Insurance Company	NO	
0140	Nationwide		42-0958655	n/a			ALLIED Group, Inc.	IA	IA	Allied Holdings (Delaware), Inc.	ownership	100.000	Nationwide Mutual Insurance Company	NO	
0140	Nationwide		46-4628790	n/a			Allied Holdings (Delaware), Inc.	DE	IA	Nationwide Mutual Insurance Company	ownership	100.000	Nationwide Mutual Insurance Company	YES	
0140	Nationwide	10127	27-0114983	n/a			ALLIED Insurance Company of America	OH	IA	Nationwide Mutual Insurance Company	ownership	100.000	Nationwide Mutual Insurance Company	NO	
0140	Nationwide	42579	42-1201931	n/a			ALLIED Property and Casualty Insurance Company	IA	IA	ALLIED Group, Inc.	ownership	100.000	Nationwide Mutual Insurance Company	NO	
0140	Nationwide		42-1527863	n/a			ALLIED Texas Agency, Inc.	TX	IA	AMCO Insurance Company	ownership	100.000	Nationwide Mutual Insurance Company	NO	
0140	Nationwide	19100	42-6054959	n/a			AMCO Insurance Company	IA	IA	ALLIED Group, Inc.	ownership	100.000	Nationwide Mutual Insurance Company	NO	
0140	Nationwide		59-1031596	n/a			American Marine Underwriters, Inc.	FL	NIA	Nationwide Mutual Insurance Company	ownership	100.000	Nationwide Mutual Insurance Company	NO	
0140	Nationwide		81-4532504	n/a			American Tax Credit Fund 2017-A, LLC	OH	NIA	Nationwide Life Insurance Company	ownership	100.000	Nationwide Mutual Insurance Company	NO	
0140	Nationwide		82-2001573	n/a			American Tax Credit Fund 2017-B, LLC	OH	NIA	Nationwide Life Insurance Company	ownership	100.000	Nationwide Mutual Insurance Company	NO	
0140	Nationwide		82-4591498	n/a			American Tax Credit Fund 2018-A, LLC	OH	NIA	Nationwide Life Insurance Company	ownership	100.000	Nationwide Mutual Insurance Company	NO	
0140	Nationwide		83-0606592	n/a			American Tax Credit Fund 2018-B, LLC	OH	NIA	Nationwide Life Insurance Company	ownership	100.000	Nationwide Mutual Insurance Company	NO	
0140	Nationwide		83-0620232	n/a			American Tax Credit Fund 2018-C, LLC	OH	NIA	Nationwide Life Insurance Company	ownership	100.000	Nationwide Mutual Insurance Company	NO	
0140	Nationwide		83-3900932	n/a			American Tax Credit Fund 2019-A, LLC	OH	NIA	Nationwide Life Insurance Company	ownership	100.000	Nationwide Mutual Insurance Company	NO	
0140	Nationwide		83-3953721	n/a			American Tax Credit Fund 2019-B, LLC	OH	NIA	Nationwide Life Insurance Company	ownership	100.000	Nationwide Mutual Insurance Company	NO	

97.1

SCHEDULE Y

PART 1A - DETAIL OF INSURANCE HOLDING COMPANY SYSTEM

1	2	3	4	5	6	7	8	9	10	11	12	13	14	15	16
Group Code	Group Name	NAIC Company Code	ID Number	Federal RSSD	CIK	Name of Securities Exchange if Publicly Traded (U.S. or International)	Names of Parent, Subsidiaries or Affiliates	Domiciliary Location	Relationship to Reporting Entity	Directly Controlled by (Name of Entity/Person)	Type of Control (Ownership Board, Management, Attorney-in-Fact, Influence, Other)	If Control is Ownership Provide Percentage	Ultimate Controlling Entity(ies)/Person(s)	Is an SCA Filing Required? (YES/NO)	*
0140	Nationwide		84-3443067	n/a			American Tax Credit Fund 2020-A, LLC	OH	NIA	Nationwide Life Insurance Company	ownership	100.000	Nationwide Mutual Insurance Company	NO	
0140	Nationwide		85-2359702	n/a			American Tax Credit Fund 2020-B, LLC	OH	NIA	Nationwide Life Insurance Company	ownership	100.000	Nationwide Mutual Insurance Company	NO	
0140	Nationwide		85-2649655	n/a			American Tax Credit Fund 2021-A, LLC (fka American Tax Credit Fund 2020-C, LLC)	OH	NIA	Nationwide Life Insurance Company	ownership	100.000	Nationwide Mutual Insurance Company	NO	
0140	Nationwide		86-2502912	n/a			American Tax Credit Fund 2021-B, LLC	OH	NIA	Nationwide Life Insurance Company	ownership	100.000	Nationwide Mutual Insurance Company	NO	
0140	Nationwide		87-1349942	n/a			American Tax Credit Fund 2021-C, LLC	OH	NIA	Nationwide Life Insurance Company	ownership	100.000	Nationwide Mutual Insurance Company	NO	
0140	Nationwide		31-1580283	n/a			Arena District CA I, LLC	OH	NIA	NWD Investments, LLC	ownership	100.000	Nationwide Mutual Insurance Company	NO	
			90-0280710	n/a			Arena District Owners Association	OH	OTH	Other non-Nationwide	n/a		Other non-Nationwide	NO	2
0140	Nationwide		31-1486309	n/a			Ballantrae Woods, LLC	OH	NIA	Nationwide Realty Investors, Ltd.	ownership	100.000	Nationwide Mutual Insurance Company	NO	
0140	Nationwide		31-1486309	n/a			Cavasson Hotel, LLC	OH	NIA	Cavasson Hotel Holdings, LLC	ownership	100.000	Nationwide Mutual Insurance Company	NO	
0140	Nationwide		31-1486309	n/a			Cavasson Hotel Holdings, LLC	OH	NIA	NRI Cavasson, LLC	ownership	100.000	Nationwide Mutual Insurance Company	NO	
0140	Nationwide		20-1618232	n/a			CNRI-Cannonsport Condominium, LLC	OH	NIA	CNRI-Cannonsport, LLC	ownership	100.000	Nationwide Mutual Insurance Company	NO	
0140	Nationwide		20-1618232	n/a			CNRI-Cannonsport, LLC	OH	NIA	Nationwide Realty Investors, Ltd.	ownership	100.000	Nationwide Mutual Insurance Company	NO	
0140	Nationwide	29262	74-1061659	n/a			Colonial County Mutual Insurance Company	TX	IA	Other non-Nationwide	contract		Other non-Nationwide	NO	2
0140	Nationwide		31-1486309	n/a			Cottages at Hyatts LLC	OH	NIA	Nationwide Realty Investors, Ltd.	ownership	100.000	Nationwide Mutual Insurance Company	NO	
0140	Nationwide	18961	68-0066866	n/a			Crestbrook Insurance Company	OH	IA	Nationwide Mutual Insurance Company	ownership	100.000	Nationwide Mutual Insurance Company	NO	
0140	Nationwide		31-1486309	n/a			Crewville, Ltd.	OH	NIA	Nationwide Realty Investors, Ltd.	ownership	100.000	Nationwide Mutual Insurance Company	NO	
0140	Nationwide		84-5052608	n/a			Danforth, LLC	OH	NIA	Nationwide Mutual Insurance Company	ownership	100.000	Nationwide Mutual Insurance Company	NO	
0140	Nationwide	42587	42-1207150	n/a			Depositors Insurance Company	IA	IA	ALLIED Group, Inc.	ownership	100.000	Nationwide Mutual Insurance Company	NO	
			46-4104813	n/a			Discover Affordable Housing Investment Fund I LLC	OH	OTH	Other non-Nationwide	n/a		Other non-Nationwide	NO	2
0140	Nationwide		33-0096671	n/a			DVM Insurance Agency	CA	NIA	Veterinary Pet Insurance Company	ownership	100.000	Nationwide Mutual Insurance Company	NO	
0140	Nationwide	15821	47-4523959	n/a			Eagle Captive Reinsurance, LLC	OH	IA	Nationwide Life Insurance Company	ownership	100.000	Nationwide Mutual Insurance Company	NO	
0140	Nationwide		20-1945276	n/a			East of Madison, LLC	DE	NIA	120 Acre Partners, Ltd.	ownership	24.910	Nationwide Mutual Insurance Company	NO	1
0140	Nationwide		20-1945276	n/a			East of Madison, LLC	DE	NIA	ND La Quinta Partners, LLC	ownership	75.090	Nationwide Mutual Insurance Company	NO	1
0140	Nationwide		26-3260559	n/a			E-Risk Services, L.L.C.	DE	NIA	Nationwide Mutual Insurance Company	ownership	100.000	Nationwide Mutual Insurance Company	NO	
0140	Nationwide	22209	75-6013587	n/a			Freedom Specialty Insurance Company	OH	IA	Scottsdale Insurance Company	ownership	100.000	Nationwide Mutual Insurance Company	NO	
0140	Nationwide		20-4939866	n/a			Grandview Yard Hotel Holdings, LLC	OH	NIA	NRI Equity Land Investments, LLC	ownership	100.000	Nationwide Mutual Insurance Company	NO	
0140	Nationwide		20-4939866	n/a			Grandview Yard Hotel, LLC	OH	NIA	Grandview Yard Hotel Holdings, LLC	ownership	100.000	Nationwide Mutual Insurance Company	NO	
0140	Nationwide		20-4939866	n/a			GVY Residential, LLC	OH	NIA	NRI Equity Land Investments, LLC	ownership	100.000	Nationwide Mutual Insurance Company	NO	
0140	Nationwide		31-1486309	n/a			Harlem Road Developers, LLC	OH	NIA	Nationwide Realty Investors, Ltd.	ownership	100.000	Nationwide Mutual Insurance Company	NO	
0140	Nationwide		51-0241172	n/a			Harleysville Group Inc	DE	NIA	Allied Holdings (Delaware), Inc.	ownership	100.000	Nationwide Mutual Insurance Company	NO	
0140	Nationwide	23582	41-0417250	n/a			Harleysville Insurance Company	OH	IA	Harleysville Group, Inc.	ownership	100.000	Nationwide Mutual Insurance Company	NO	
0140	Nationwide	42900	23-2253669	n/a			Harleysville Insurance Company of New Jersey	NJ	IA	Harleysville Group, Inc.	ownership	100.000	Nationwide Mutual Insurance Company	NO	
0140	Nationwide	10674	23-2864924	n/a			Harleysville Insurance Company of New York	OH	IA	Harleysville Group, Inc.	ownership	100.000	Nationwide Mutual Insurance Company	NO	

97.2

SCHEDULE Y

PART 1A - DETAIL OF INSURANCE HOLDING COMPANY SYSTEM

1	2	3	4	5	6	7	8	9	10	11	12	13	14	15	16
Group Code	Group Name	NAIC Company Code	ID Number	Federal RSSD	CIK	Name of Securities Exchange if Publicly Traded (U.S. or International)	Names of Parent, Subsidiaries or Affiliates	Domiciliary Location	Relationship to Reporting Entity	Directly Controlled by (Name of Entity/Person)	Type of Control (Ownership Board, Management, Attorney-in-Fact, Influence, Other)	If Control is Ownership Provide Percentage	Ultimate Controlling Entity(ies)/Person(s)	Is an SCA Filing Required? (YES/NO)	*
0140	Nationwide	14516	38-3198542	n/a			Harleysville Lake States Insurance Company	MI	IA	Harleysville Group, Inc.	ownership	100.000	Nationwide Mutual Insurance Company	NO	
0140	Nationwide	64327	23-1580983	n/a			Harleysville Life Insurance Company	OH	IA	Nationwide Mutual Insurance Company	ownership	100.000	Nationwide Mutual Insurance Company	NO	
0140	Nationwide	35696	23-2384978	n/a			Harleysville Preferred Insurance Company	OH	IA	Harleysville Group, Inc.	ownership	100.000	Nationwide Mutual Insurance Company	NO	
0140	Nationwide	26182	04-1989660	n/a			Harleysville Worcester Insurance Company	OH	IA	Harleysville Group, Inc.	ownership	100.000	Nationwide Mutual Insurance Company	NO	
0140	Nationwide		32-0051216	n/a			Hideaway Properties Corporation	CA	NIA	Nationwide Realty Investors, Ltd.	ownership	50.000	Nationwide Mutual Insurance Company	NO	1
0140	Nationwide		20-3289512	n/a			Jefferson National Financial Corp.	DE	NIA	Nationwide Life Insurance Company	ownership	100.000	Nationwide Mutual Insurance Company	YES	
0140	Nationwide	64017	75-0300900	n/a			Jefferson National Life Insurance Company	TX	IA	Jefferson National Financial Corporation	ownership	100.000	Nationwide Mutual Insurance Company	NO	
0140	Nationwide	15727	47-1180302	n/a			Jefferson National Life Insurance Company of New York	NY	IA	Jefferson National Life Insurance Company	ownership	100.000	Nationwide Mutual Insurance Company	NO	
0140	Nationwide		61-1340595	n/a			Jefferson National Securities Corporation	DE	NIA	Jefferson National Financial Corporation	ownership	100.000	Nationwide Mutual Insurance Company	NO	
0140	Nationwide		31-1486309	n/a			Jerome Village Company, LLC	OH	NIA	Nationwide Realty Investors, Ltd.	ownership	100.000	Nationwide Mutual Insurance Company	NO	
0140	Nationwide		31-1486309	n/a			JV Developers, LLC	OH	NIA	Nationwide Realty Investors, Ltd.	ownership	100.000	Nationwide Mutual Insurance Company	NO	
0140	Nationwide		74-1395229	n/a			Lone Star General Agency, Inc.	TX	IA	Nationwide Mutual Insurance Company	ownership	100.000	Nationwide Mutual Insurance Company	NO	
0140	Nationwide	11991	38-0865250	n/a			National Casualty Company	OH	IA	Nationwide Mutual Insurance Company	ownership	100.000	Nationwide Mutual Insurance Company	NO	
0140	Nationwide		AC000920	n/a			National Casualty Company of America, Ltd.	GBR	IA	National Casualty Company	ownership	100.000	Nationwide Mutual Insurance Company	NO	
0140	Nationwide		42-1154244	n/a			Nationwide Advantage Mortgage Company	IA	NIA	AMCO Insurance Company	ownership	87.300	Nationwide Mutual Insurance Company	YES	1
0140	Nationwide		42-1154244	n/a			Nationwide Advantage Mortgage Company	IA	NIA	ALLIED Property & Casualty Insurance Company	ownership	8.470	Nationwide Mutual Insurance Company	YES	1
0140	Nationwide		42-1154244	n/a			Nationwide Advantage Mortgage Company	IA	NIA	Depositors Insurance Company	ownership	4.230	Nationwide Mutual Insurance Company	YES	1
0140	Nationwide	26093	48-0470690	n/a			Nationwide Affinity Insurance Company of America	OH	RE	Nationwide Mutual Insurance Company	ownership	100.000	Nationwide Mutual Insurance Company	NO	
0140	Nationwide	28223	42-1015537	n/a			Nationwide Agribusiness Insurance Company	IA	IA	Nationwide Mutual Insurance Company	ownership	100.000	Nationwide Mutual Insurance Company	NO	
0140	Nationwide		31-1578869	n/a			Nationwide Arena, LLC	OH	NIA	NRI Arena, LLC	ownership	90.000	Nationwide Mutual Insurance Company	NO	1
0140	Nationwide		20-8670712	n/a			Nationwide Asset Management, LLC	OH	NIA	Nationwide Mutual Insurance Company	ownership	100.000	Nationwide Mutual Insurance Company	NO	
0140	Nationwide	10723	95-0639970	n/a			Nationwide Assurance Company	OH	IA	Nationwide Mutual Insurance Company	ownership	100.000	Nationwide Mutual Insurance Company	NO	
0140	Nationwide		31-1036287	n/a			Nationwide Cash Management Company	OH	NIA	Nationwide Mutual Insurance Company	ownership	100.000	Nationwide Mutual Insurance Company	NO	
0140	Nationwide		31-4416546	n/a			Nationwide Corporation	OH	NIA	Nationwide Mutual Insurance Company	ownership	95.200	Nationwide Mutual Insurance Company	YES	1
0140	Nationwide		31-4416546	n/a			Nationwide Corporation	OH	NIA	Nationwide Mutual Fire Insurance Company	ownership	4.800	Nationwide Mutual Insurance Company	YES	1
0140	Nationwide		31-1667326	n/a			Nationwide Financial Assignment Company	OH	NIA	Nationwide Life Insurance Company	ownership	100.000	Nationwide Mutual Insurance Company	NO	
0140	Nationwide		23-2412039	n/a			Nationwide Financial General Agency, Inc.	PA	NIA	NFS Distributors, Inc.	ownership	100.000	Nationwide Mutual Insurance Company	NO	
0140	Nationwide		31-6554353	n/a			Nationwide Financial Services Capital Trust	DE	NIA	Nationwide Financial Services, Inc.	ownership	100.000	Nationwide Mutual Insurance Company	NO	
0140	Nationwide		31-1486870	n/a			Nationwide Financial Services, Inc.	DE	NIA	Nationwide Corporation	ownership	100.000	Nationwide Mutual Insurance Company	NO	
0140	Nationwide		52-6969857	n/a			Nationwide Fund Advisors	DE	NIA	Nationwide Financial Services, Inc.	ownership	100.000	Nationwide Mutual Insurance Company	NO	
0140	Nationwide		31-1748721	n/a			Nationwide Fund Distributors LLC	DE	NIA	NFS Distributors, Inc.	ownership	100.000	Nationwide Mutual Insurance Company	NO	
0140	Nationwide		31-0900518	n/a			Nationwide Fund Management LLC	DE	NIA	NFS Distributors, Inc.	ownership	100.000	Nationwide Mutual Insurance Company	NO	
0140	Nationwide	23760	31-4425763	n/a			Nationwide General Insurance Company	OH	IA	Nationwide Mutual Insurance Company	ownership	100.000	Nationwide Mutual Insurance Company	NO	
0140	Nationwide	10070	31-1399201	n/a			Nationwide Indemnity Company	OH	IA	Nationwide Mutual Insurance Company	ownership	100.000	Nationwide Mutual Insurance Company	NO	

97.3

SCHEDULE Y

PART 1A - DETAIL OF INSURANCE HOLDING COMPANY SYSTEM

1	2	3	4	5	6	7	8	9	10	11	12	13	14	15	16
Group Code	Group Name	NAIC Company Code	ID Number	Federal RSSD	CIK	Name of Securities Exchange if Publicly Traded (U.S. or International)	Names of Parent, Subsidiaries or Affiliates	Domiciliary Location	Relationship to Reporting Entity	Directly Controlled by (Name of Entity/Person)	Type of Control (Ownership Board, Management, Attorney-in-Fact, Influence, Other)	If Control is Ownership Provide Percentage	Ultimate Controlling Entity(ies)/Person(s)	Is an SCA Filing Required? (YES/NO)	*
0140	Nationwide.....	25453..	95-2130882..	n/a.....			Nationwide Insurance Company of America.....	OH.....	IA.....	ALLIED Group, Inc.....	ownership.....	100.000	Nationwide Mutual Insurance Company.....	NO.....	
0140	Nationwide.....	10948..	31-1613686..	n/a.....			Nationwide Insurance Company of Florida.....	OH.....	IA.....	Nationwide Mutual Insurance Company.....	ownership.....	100.000	Nationwide Mutual Insurance Company.....	NO.....	
0140	Nationwide.....		41-2206199..	n/a.....			Nationwide Investment Advisors, LLC.....	OH.....	NIA.....	Nationwide Life Insurance Company.....	ownership.....	100.000	Nationwide Mutual Insurance Company.....	NO.....	
0140	Nationwide.....		73-0988442..	n/a.....			Nationwide Investment Services Corporation.....	OK.....	NIA.....	Nationwide Life Insurance Company.....	ownership.....	100.000	Nationwide Mutual Insurance Company.....	YES.....	
							Nationwide Life and Annuity Insurance Company								
0140	Nationwide.....	92657..	31-1000740..	n/a.....			Nationwide Life Insurance Company.....	OH.....	IA.....	Nationwide Life Insurance Company.....	ownership.....	100.000	Nationwide Mutual Insurance Company.....	NO.....	
0140	Nationwide.....	66869..	31-4156830..	n/a.....			Nationwide Life Insurance Company.....	OH.....	IA.....	Nationwide Financial Services, Inc.....	ownership.....	100.000	Nationwide Mutual Insurance Company.....	NO.....	
0140	Nationwide.....		13-4212969..	n/a.....			Nationwide Life Tax Credit Partners 2002-A, LLC	OH.....	NIA.....	Nationwide Life Insurance Company.....	other.....	0.010	Nationwide Mutual Insurance Company.....	NO.....	1.....
0140	Nationwide.....		01-0749754..	n/a.....			Nationwide Life Tax Credit Partners 2002-B, LLC	OH.....	NIA.....	Nationwide Life Insurance Company.....	other.....	0.010	Nationwide Mutual Insurance Company.....	NO.....	1.....
0140	Nationwide.....		54-2113175..	n/a.....			Nationwide Life Tax Credit Partners 2003-A, LLC	OH.....	NIA.....	Nationwide Life Insurance Company.....	other.....	0.010	Nationwide Mutual Insurance Company.....	NO.....	1.....
0140	Nationwide.....		58-2672725..	n/a.....			Nationwide Life Tax Credit Partners 2003-B, LLC	OH.....	NIA.....	Nationwide Life Insurance Company.....	other.....	0.010	Nationwide Mutual Insurance Company.....	NO.....	1.....
0140	Nationwide.....		20-0382144..	n/a.....			Nationwide Life Tax Credit Partners 2004-A, LLC	OH.....	NIA.....	Nationwide Life Insurance Company.....	other.....	0.010	Nationwide Mutual Insurance Company.....	NO.....	1.....
0140	Nationwide.....		20-0745965..	n/a.....			Nationwide Life Tax Credit Partners 2004-C, LLC	OH.....	NIA.....	Nationwide Life Insurance Company.....	other.....	0.010	Nationwide Mutual Insurance Company.....	NO.....	1.....
0140	Nationwide.....		20-1918935..	n/a.....			Nationwide Life Tax Credit Partners 2004-F, LLC	OH.....	NIA.....	Nationwide Life Insurance Company.....	other.....	0.010	Nationwide Mutual Insurance Company.....	NO.....	1.....
0140	Nationwide.....		20-2303694..	n/a.....			Nationwide Life Tax Credit Partners 2005-A, LLC	OH.....	NIA.....	Nationwide Life Insurance Company.....	other.....	0.010	Nationwide Mutual Insurance Company.....	NO.....	1.....
0140	Nationwide.....		20-2303602..	n/a.....			Nationwide Life Tax Credit Partners 2005-B, LLC	OH.....	NIA.....	Nationwide Life Insurance Company.....	other.....	0.010	Nationwide Mutual Insurance Company.....	NO.....	1.....
0140	Nationwide.....		20-2450960..	n/a.....			Nationwide Life Tax Credit Partners 2005-C, LLC	OH.....	NIA.....	Nationwide Life Insurance Company.....	other.....	0.010	Nationwide Mutual Insurance Company.....	NO.....	1.....
0140	Nationwide.....		20-2774223..	n/a.....			Nationwide Life Tax Credit Partners 2005-E, LLC	OH.....	NIA.....	Nationwide Life Insurance Company.....	other.....	0.010	Nationwide Mutual Insurance Company.....	NO.....	1.....
0140	Nationwide.....		21-1288836..	n/a.....			Nationwide Life Tax Credit Partners 2007-A, LLC	OH.....	NIA.....	Nationwide Life Insurance Company.....	other.....	0.010	Nationwide Mutual Insurance Company.....	NO.....	1.....
0140	Nationwide.....		26-3427479..	n/a.....			Nationwide Life Tax Credit Partners 2009-C, LLC	OH.....	NIA.....	Nationwide Life Insurance Company.....	other.....	0.010	Nationwide Mutual Insurance Company.....	NO.....	1.....
0140	Nationwide.....		26-3427525..	n/a.....			Nationwide Life Tax Credit Partners 2009-D, LLC	OH.....	NIA.....	Nationwide Life Insurance Company.....	other.....	0.010	Nationwide Mutual Insurance Company.....	NO.....	1.....
0140	Nationwide.....		27-1362364..	n/a.....			Nationwide Life Tax Credit Partners 2009-I, LLC	OH.....	NIA.....	Nationwide Life Insurance Company.....	other.....	0.010	Nationwide Mutual Insurance Company.....	NO.....	1.....

97.4

SCHEDULE Y

PART 1A - DETAIL OF INSURANCE HOLDING COMPANY SYSTEM

1	2	3	4	5	6	7	8	9	10	11	12	13	14	15	16
Group Code	Group Name	NAIC Company Code	ID Number	Federal RSSD	CIK	Name of Securities Exchange if Publicly Traded (U.S. or International)	Names of Parent, Subsidiaries or Affiliates	Domiciliary Location	Relationship to Reporting Entity	Directly Controlled by (Name of Entity/Person)	Type of Control (Ownership Board, Management, Attorney-in-Fact, Influence, Other)	If Control is Ownership Provide Percentage	Ultimate Controlling Entity(ies)/Person(s)	Is an SCA Filing Required? (YES/NO)	*
0140	Nationwide.....		45-0469525..	n/a.....			Nationwide Life Tax Credit Partners No. 1, LLC	OH.....	NIA.....	Nationwide Life Insurance Company.....	other.....0.010	Nationwide Mutual Insurance Company.....	...NO.....	1.....
0140	Nationwide.....	42110..	75-1780981..	n/a.....			Nationwide Lloyds.....	TX.....	IA.....	n/a.....	contract.....	Nationwide Mutual Insurance Company.....	...NO.....	2.....
0140	Nationwide.....		42-1373380..	n/a.....			Nationwide Sales Solutions, Inc. (fka Nationwide Member Solutions Agency Inc.)	IA.....	NIA.....	ALLIED Group, Inc.....	ownership.....100.000	Nationwide Mutual Insurance Company.....	...NO.....	
0140	Nationwide.....		75-3191025..	n/a.....			Nationwide Mutual Capital, LLC.....	OH.....	NIA.....	Nationwide Mutual Insurance Company.....	ownership.....100.000	Nationwide Mutual Insurance Company.....	...NO.....	
0140	Nationwide.....	23779..	31-4177110..	n/a.....			Nationwide Mutual Fire Insurance Company.....	OH.....	IA.....	Other non-Nationwide.....	n/a.....	Other non-Nationwide.....	...NO.....	2.....
0140	Nationwide.....	23787..	31-4177100..	n/a.....			Nationwide Mutual Insurance Company.....	OH.....	UDP.....	Other non-Nationwide.....	n/a.....	Other non-Nationwide.....	...NO.....	2.....
0140	Nationwide.....		34-2012765..	n/a.....			Nationwide Private Equity Fund, LLC.....	OH.....	NIA.....	Nationwide Mutual Insurance Company.....	ownership.....100.000	Nationwide Mutual Insurance Company.....	...NO.....	
0140	Nationwide.....	37877..	31-0970750..	n/a.....			Nationwide Property and Casualty Insurance Company	OH.....	IA.....	Nationwide Mutual Insurance Company.....	ownership.....100.000	Nationwide Mutual Insurance Company.....	...NO.....	
0140	Nationwide.....		31-1486309..	n/a.....			Nationwide Realty Investors, Ltd.....	OH.....	NIA.....	Nationwide Mutual Insurance Company.....	ownership.....97.000	Nationwide Mutual Insurance Company.....	...NO.....	1.....
0140	Nationwide.....		31-1486309..	n/a.....			Nationwide Realty Investors, Ltd.....	OH.....	NIA.....	Nationwide Indemnity Company.....	ownership.....3.000	Nationwide Mutual Insurance Company.....	...NO.....	1.....
0140	Nationwide.....		31-1486309..	n/a.....			Nationwide Realty Management, LLC.....	OH.....	NIA.....	Nationwide Realty Investors, Ltd.....	ownership.....100.000	Nationwide Mutual Insurance Company.....	...NO.....	
0140	Nationwide.....		n/a.....	n/a.....			Nationwide Realty Services, Ltd.....	OH.....	NIA.....	Nationwide Mutual Insurance Company.....	ownership.....100.000	Nationwide Mutual Insurance Company.....	...NO.....	
0140	Nationwide.....		73-0948330..	n/a.....			Nationwide Retirement Solutions, Inc.....	DE.....	NIA.....	NFS Distributors, Inc.....	ownership.....100.000	Nationwide Mutual Insurance Company.....	...NO.....	
0140	Nationwide.....		83-2250056..	n/a.....			Nationwide SBL, LLC.....	OH.....	NIA.....	Nationwide Life and Annuity Insurance Company	ownership.....100.000	Nationwide Mutual Insurance Company.....	...NO.....	
0140	Nationwide.....		36-2434406..	n/a.....			Nationwide Securities, LLC.....	OH.....	NIA.....	NFS Distributors, Inc.....	ownership.....100.000	Nationwide Mutual Insurance Company.....	...NO.....	
0140	Nationwide.....		31-4177100..	n/a.....			Nationwide Services Company, LLC.....	OH.....	NIA.....	Nationwide Mutual Insurance Company.....	ownership.....100.000	Nationwide Mutual Insurance Company.....	...NO.....	
0140	Nationwide.....		46-1952215..	n/a.....			Nationwide Tax Credit Partners 2013-A, LLC.....	OH.....	NIA.....	Nationwide Life Insurance Company.....	other.....0.010	Nationwide Mutual Insurance Company.....	...NO.....	1.....
0140	Nationwide.....		46-1971926..	n/a.....			Nationwide Tax Credit Partners 2013-B, LLC.....	OH.....	NIA.....	Nationwide Life Insurance Company.....	other.....0.010	Nationwide Mutual Insurance Company.....	...NO.....	1.....
0140	Nationwide.....		31-1592130..2729677			Nationwide Trust Company, FSB.....	USA.....	OTH.....	Nationwide Financial Services, Inc.....	ownership.....100.000	Nationwide Mutual Insurance Company.....	...NO.....	2.....
0140	Nationwide.....		20-5976272..	n/a.....			Nationwide Ventures, LLC.....	OH.....	NIA.....	Nationwide Mutual Insurance Company.....	ownership.....100.000	Nationwide Mutual Insurance Company.....	...NO.....	
0140	Nationwide.....		31-0871532..	n/a.....			NBS Insurance Agency, Inc.....	OH.....	IA.....	Nationwide Mutual Insurance Company.....	ownership.....100.000	Nationwide Mutual Insurance Company.....	...NO.....	
0140	Nationwide.....		85-4193218..	n/a.....			NCS Arizona, LLC.....	OH.....	NIA.....	Nationwide Mutual Insurance Company.....	ownership.....100.000	Nationwide Mutual Insurance Company.....	...NO.....	
0140	Nationwide.....		11-3651828..	n/a.....			ND La Quinta Partners, LLC.....	DE.....	NIA.....	Nationwide Realty Investors, Ltd.....	ownership.....95.000	Nationwide Mutual Insurance Company.....	...NO.....	1.....
0140	Nationwide.....		31-1630871..	n/a.....			NFS Distributors, Inc.....	DE.....	NIA.....	Nationwide Financial Services, Inc.....	ownership.....100.000	Nationwide Mutual Insurance Company.....	...NO.....	
0140	Nationwide.....		82-5195340..	n/a.....			NLIC REO Holdings, LLC.....	OH.....	NIA.....	Nationwide Life Insurance Company.....	ownership.....100.000	Nationwide Mutual Insurance Company.....	...NO.....	
0140	Nationwide.....		82-5194959..	n/a.....			NMIC REO Holdings, LLC.....	OH.....	NIA.....	Nationwide Mutual Insurance Company.....	ownership.....100.000	Nationwide Mutual Insurance Company.....	...NO.....	
0140	Nationwide.....		46-3762545..	n/a.....			NNOV8, LLC.....	OH.....	NIA.....	Nationwide Mutual Insurance Company.....	ownership.....100.000	Nationwide Mutual Insurance Company.....	...NO.....	
0140	Nationwide.....		20-4939866..	n/a.....			North of Third, LLC.....	OH.....	NIA.....	NRI Equity Land Investments, LLC.....	ownership.....100.000	Nationwide Mutual Insurance Company.....	...NO.....	
0140	Nationwide.....		31-1486309..	n/a.....			NRI Arena, LLC.....	OH.....	NIA.....	Nationwide Realty Investors, Ltd.....	ownership.....100.000	Nationwide Mutual Insurance Company.....	...NO.....	
0140	Nationwide.....		31-1486309..	n/a.....			NRI Brookside, LLC.....	OH.....	NIA.....	Nationwide Realty Investors, Ltd.....	ownership.....100.000	Nationwide Mutual Insurance Company.....	...NO.....	
0140	Nationwide.....		31-1486309..	n/a.....			NRI Builders, LLC.....	OH.....	NIA.....	Nationwide Realty Investors, Ltd.....	ownership.....100.000	Nationwide Mutual Insurance Company.....	...NO.....	
0140	Nationwide.....		31-1486309..	n/a.....			NRI Cavasson, LLC.....	OH.....	NIA.....	Nationwide Realty Investors, Ltd.....	ownership.....100.000	Nationwide Mutual Insurance Company.....	...NO.....	

97.5

SCHEDULE Y

PART 1A - DETAIL OF INSURANCE HOLDING COMPANY SYSTEM

1	2	3	4	5	6	7	8	9	10	11	12	13	14	15	16
Group Code	Group Name	NAIC Company Code	ID Number	Federal RSSD	CIK	Name of Securities Exchange if Publicly Traded (U.S. or International)	Names of Parent, Subsidiaries or Affiliates	Domiciliary Location	Relationship to Reporting Entity	Directly Controlled by (Name of Entity/Person)	Type of Control (Ownership Board, Management, Attorney-in-Fact, Influence, Other)	If Control is Ownership Provide Percentage	Ultimate Controlling Entity(ies)/Person(s)	Is an SCA Filing Required? (YES/NO)	*
0140	Nationwide		31-1486309	n/a			NRI Communities/Harris Blvd., LLC	OH	NIA	Nationwide Realty Investors, Ltd.	ownership	100.000	Nationwide Mutual Insurance Company	NO	
0140	Nationwide		31-1486309	n/a			NRI Corporate Housing, LLC	OH	NIA	Nationwide Realty Investors, Ltd.	ownership	100.000	Nationwide Mutual Insurance Company	NO	
0140	Nationwide		31-1486309	n/a			NRI Cramer Creek, LLC	OH	NIA	Nationwide Realty Investors, Ltd.	ownership	100.000	Nationwide Mutual Insurance Company	NO	
0140	Nationwide		20-4939866	n/a			NRI Equity Land Investments, LLC	OH	NIA	Nationwide Realty Investors, Ltd.	ownership	80.000	Nationwide Mutual Insurance Company	NO	1
0140	Nationwide		26-0212217	n/a			NRI Equity Tampa, LLC	OH	NIA	Nationwide Realty Investors, Ltd.	ownership	100.000	Nationwide Mutual Insurance Company	NO	
0140	Nationwide		31-1486309	n/a			NRI Office Ventures, Ltd.	OH	NIA	Nationwide Realty Investors, Ltd.	ownership	100.000	Nationwide Mutual Insurance Company	NO	
0140	Nationwide		31-1580283	n/a			NRI Telecom, LLC	OH	NIA	NWD Investments, LLC	ownership	100.000	Nationwide Mutual Insurance Company	NO	
0140	Nationwide		31-1486309	n/a			NRI-Rivulon, LLC	OH	NIA	Nationwide Realty Investors, Ltd.	ownership	100.000	Nationwide Mutual Insurance Company	NO	
0140	Nationwide		90-0729552	n/a			NTCIF-2011, LLC	OH	NIA	Nationwide Mutual Insurance Company	ownership	50.000	Nationwide Mutual Insurance Company	NO	1
0140	Nationwide		90-0729552	n/a			NTCIF-2011, LLC	OH	NIA	Nationwide Mutual Fire Insurance Company	ownership	50.000	Nationwide Mutual Insurance Company	NO	1
0140	Nationwide		27-4700627	n/a			NTCP 2011-A, LLC	OH	OTH	Nationwide Life Insurance Company	other	0.010	Nationwide Mutual Insurance Company	NO	2
0140	Nationwide		46-0741029	n/a			NTCP 2012-A, LLC	OH	OTH	Nationwide Life Insurance Company	other	0.010	Nationwide Mutual Insurance Company	NO	2
0140	Nationwide		46-3309896	n/a			NTCP 2013-C, LLC	OH	OTH	Nationwide Life Insurance Company	other	0.010	Nationwide Mutual Insurance Company	NO	2
0140	Nationwide		46-4111078	n/a			NTCP 2014-A, LLC	OH	OTH	Nationwide Life Insurance Company	other	0.010	Nationwide Mutual Insurance Company	NO	2
0140	Nationwide		47-1404116	n/a			NTCP 2014-B, LLC	OH	OTH	Nationwide Life Insurance Company	other	0.010	Nationwide Mutual Insurance Company	NO	2
0140	Nationwide		47-1413242	n/a			NTCP 2014-C, LLC	OH	OTH	Nationwide Life Insurance Company	other	0.010	Nationwide Mutual Insurance Company	NO	2
0140	Nationwide		47-3909345	n/a			NTCP 2015-A, LLC	OH	OTH	Nationwide Life Insurance Company	other	0.010	Nationwide Mutual Insurance Company	NO	2
0140	Nationwide		47-4148470	n/a			NTCP 2015-B, LLC	OH	OTH	Nationwide Life Insurance Company	other	0.010	Nationwide Mutual Insurance Company	NO	2
0140	Nationwide		81-3836925	n/a			NTCP 2016-A, LLC	OH	NIA	Nationwide Life Insurance Company	ownership	100.000	Nationwide Mutual Insurance Company	NO	
0140	Nationwide		82-2015065	n/a			NTCP 2017-A, LLC	OH	NIA	Nationwide Life Insurance Company	ownership	100.000	Nationwide Mutual Insurance Company	NO	
0140	Nationwide		84-1969518	n/a			NW Fyrebyrd, LLC	OH	NIA	NNOV8, LLC	ownership	100.000	Nationwide Mutual Insurance Company	NO	
0140	Nationwide		85-3363961	n/a			NW Next, LLC	OH	NIA	Nationwide Mutual Insurance Company	ownership	100.000	Nationwide Mutual Insurance Company	NO	
0140	Nationwide		81-0936428	n/a			NW Private Debt, LLC	OH	NIA	Nationwide Mutual Insurance Company	ownership	100.000	Nationwide Mutual Insurance Company	NO	
0140	Nationwide		26-1903919	n/a			NW REI, LLC	DE	NIA	Nationwide Mutual Insurance Company	ownership	100.000	Nationwide Mutual Insurance Company	NO	
0140	Nationwide		87-1087011	n/a			NW-Asheville, LLC	OH	NIA	Nationwide Mutual Insurance Company	ownership	100.000	Nationwide Mutual Insurance Company	NO	
0140	Nationwide		84-3942108	n/a			NW-Beloit, LLC	OH	NIA	Nationwide Mutual Fire Insurance Company	ownership	100.000	Nationwide Mutual Fire Insurance Company	NO	
0140	Nationwide		87-0847675	n/a			NW-Broadway at Surf, LLC	OH	NIA	Nationwide Mutual Insurance Company	ownership	100.000	Nationwide Mutual Insurance Company	NO	
0140	Nationwide		83-4513883	n/a			NW-Carothers, LLC	OH	NIA	Nationwide Mutual Fire Insurance Company	ownership	100.000	Nationwide Mutual Fire Insurance Company	NO	
0140	Nationwide		87-3648595	n/a			NW-Corazon, LLC	OH	NIA	Nationwide Life Insurance Company	ownership	100.000	Nationwide Mutual Insurance Company	NO	
0140	Nationwide		84-2920247	n/a			NW-Cranberry, LLC	OH	NIA	Nationwide Life Insurance Company	ownership	100.000	Nationwide Mutual Insurance Company	NO	
0140	Nationwide		86-3529884	n/a			NW-Englewood, LLC	OH	NIA	Nationwide Life Insurance Company	ownership	100.000	Nationwide Mutual Insurance Company	NO	
0140	Nationwide		84-4388876	n/a			NW-Escalante, LLC	OH	NIA	Nationwide Mutual Insurance Company	ownership	100.000	Nationwide Mutual Insurance Company	NO	
0140	Nationwide		86-1538532	n/a			NW-Escalante II, LLC	OH	NIA	Nationwide Mutual Insurance Company	ownership	100.000	Nationwide Mutual Insurance Company	NO	
0140	Nationwide		31-1580283	n/a			NWD 205 Vine, LLC	OH	NIA	NWD Investments, LLC	ownership	100.000	Nationwide Mutual Insurance Company	NO	
0140	Nationwide		31-1580283	n/a			NWD 225 Nationwide, LLC	OH	NIA	NWD Investments, LLC	ownership	100.000	Nationwide Mutual Insurance Company	NO	
0140	Nationwide		31-1580283	n/a			NWD 230 West, LLC	OH	NIA	NWD Investments, LLC	ownership	100.000	Nationwide Mutual Insurance Company	NO	

97.6

SCHEDULE Y

PART 1A - DETAIL OF INSURANCE HOLDING COMPANY SYSTEM

1	2	3	4	5	6	7	8	9	10	11	12	13	14	15	16
Group Code	Group Name	NAIC Company Code	ID Number	Federal RSSD	CIK	Name of Securities Exchange if Publicly Traded (U.S. or International)	Names of Parent, Subsidiaries or Affiliates	Domiciliary Location	Relationship to Reporting Entity	Directly Controlled by (Name of Entity/Person)	Type of Control (Ownership Board, Management, Attorney-in-Fact, Influence, Other)	If Control is Ownership Provide Percentage	Ultimate Controlling Entity(ies)/Person(s)	Is an SCA Filing Required? (YES/NO)	*
0140	Nationwide		31-1580283	n/a			NWD 240 Nationwide, LLC	OH	NIA	NWD Investments, LLC	ownership	100.000	Nationwide Mutual Insurance Company	NO	
0140	Nationwide		31-1580283	n/a			NWD 250 Brodbelt, LLC	OH	NIA	NWD Investments, LLC	ownership	100.000	Nationwide Mutual Insurance Company	NO	
0140	Nationwide		31-1580283	n/a			NWD 250 West, LLC	OH	NIA	NWD Investments, LLC	ownership	100.000	Nationwide Mutual Insurance Company	NO	
0140	Nationwide		31-1580283	n/a			NWD 265 Neil, LLC	OH	NIA	NWD Investments, LLC	ownership	100.000	Nationwide Mutual Insurance Company	NO	
0140	Nationwide		31-1580283	n/a			NWD 275 Marconi, LLC	OH	NIA	NWD Investments, LLC	ownership	100.000	Nationwide Mutual Insurance Company	NO	
0140	Nationwide		31-1580283	n/a			NWD 300 Neil, LLC	OH	NIA	NWD Investments, LLC	ownership	100.000	Nationwide Mutual Insurance Company	NO	
0140	Nationwide		31-1580283	n/a			NWD 300 Spring, LLC	OH	NIA	NWD Investments, LLC	ownership	100.000	Nationwide Mutual Insurance Company	NO	
0140	Nationwide		31-1580283	n/a			NWD 355 McConnell, LLC	OH	NIA	NWD Investments, LLC	ownership	100.000	Nationwide Mutual Insurance Company	NO	
0140	Nationwide		31-1580283	n/a			NWD 425 Nationwide, LLC	OH	NIA	NWD Investments, LLC	ownership	100.000	Nationwide Mutual Insurance Company	NO	
0140	Nationwide		31-1580283	n/a			NWD 500 Nationwide, LLC	OH	NIA	NWD Investments, LLC	ownership	100.000	Nationwide Mutual Insurance Company	NO	
0140	Nationwide		31-1580283	n/a			NWD Arena Crossing, LLC	OH	NIA	NWD Investments, LLC	ownership	100.000	Nationwide Mutual Insurance Company	NO	
0140	Nationwide		31-1580283	n/a			NWD Arena District I, LLC	OH	NIA	NWD Investments, LLC	ownership	100.000	Nationwide Mutual Insurance Company	NO	
0140	Nationwide		31-1580283	n/a			NWD Arena District II, LLC	OH	NIA	NWD Investments, LLC	ownership	100.000	Nationwide Mutual Insurance Company	NO	
0140	Nationwide		31-1580283	n/a			NWD Arena District MM, LLC	OH	NIA	NWD Investments, LLC	ownership	100.000	Nationwide Mutual Insurance Company	NO	
0140	Nationwide		31-1580283	n/a			NWD Arena District PW, LLC	OH	NIA	NWD Investments, LLC	ownership	100.000	Nationwide Mutual Insurance Company	NO	
0140	Nationwide		31-1580283	n/a			NWD Arena District V, LLC	OH	NIA	NWD Investments, LLC	ownership	100.000	Nationwide Mutual Insurance Company	NO	
0140	Nationwide		31-1580283	n/a			NWD Arena District MM, LLC	OH	NIA	NWD Investments, LLC	ownership	100.000	Nationwide Mutual Insurance Company	NO	
0140	Nationwide		31-1580283	n/a			NWD Arena District PW, LLC	OH	NIA	NWD Investments, LLC	ownership	100.000	Nationwide Mutual Insurance Company	NO	
0140	Nationwide		31-1580283	n/a			NWD Arena District V, LLC	OH	NIA	NWD Investments, LLC	ownership	100.000	Nationwide Mutual Insurance Company	NO	
0140	Nationwide		31-1580283	n/a			NWD Athletic Club, LLC	OH	NIA	NWD Investments, LLC	ownership	100.000	Nationwide Mutual Insurance Company	NO	
0140	Nationwide		31-1580283	n/a			NWD Brodbelt, LLC	OH	NIA	NWD Investments, LLC	ownership	100.000	Nationwide Mutual Insurance Company	NO	
0140	Nationwide		30-0876022	n/a			NWD Franklinton, LLC	OH	NIA	Nationwide Realty Investors, Ltd.	ownership	80.000	Nationwide Mutual Insurance Company	NO	1
0140	Nationwide		31-4118665	n/a			NWD HP, LLC	OH	NIA	NWD Investments, LLC	ownership	75.000	Nationwide Mutual Insurance Company	NO	1
0140	Nationwide		31-1580283	n/a			NWD Investments, LLC	OH	NIA	Nationwide Realty Investors, Ltd.	ownership	80.000	Nationwide Mutual Insurance Company	NO	1
0140	Nationwide		35-2642005	n/a			NWGH, LLC	OH	NIA	Nationwide Realty Investors, Ltd.	ownership	75.000	Nationwide Mutual Insurance Company	NO	1
0140	Nationwide		87-3124154	n/a			NW-Gallatin, LLC	OH	NIA	Nationwide Life Insurance Company	ownership	100.000	Nationwide Mutual Insurance Company	NO	
0140	Nationwide		85-1262262	n/a			NW-Gator Walk, LLC	OH	NIA	Nationwide Mutual Insurance Company	ownership	100.000	Nationwide Mutual Insurance Company	NO	
0140	Nationwide		85-0524968	n/a			NW-Groves, LLC	OH	NIA	Nationwide Mutual Fire Insurance Company	ownership	100.000	Nationwide Mutual Insurance Company	NO	
0140	Nationwide		86-2431839	n/a			NW-Hub13, LLC	OH	NIA	Nationwide Mutual Insurance Company	ownership	100.000	Nationwide Mutual Insurance Company	NO	
0140	Nationwide		47-2482818	n/a			NW-Jasper WAG, LLC	OH	NIA	NW REI, LLC	ownership	100.000	Nationwide Mutual Insurance Company	NO	
0140	Nationwide		87-3767006	n/a			NW-Kingsbury, LLC	OH	NIA	Nationwide Life Insurance Company	ownership	100.000	Nationwide Mutual Insurance Company	NO	
0140	Nationwide		81-5146596	n/a			NW-Logan, LLC	OH	NIA	NW REI, LLC	ownership	100.000	Nationwide Mutual Insurance Company	NO	
0140	Nationwide		87-1565013	n/a			NW-Midtown, LLC	OH	NIA	NW REI, LLC	ownership	100.000	Nationwide Mutual Insurance Company	NO	
0140	Nationwide		84-2937171	n/a			NW-Naples, LLC	OH	NIA	Nationwide Mutual Fire Insurance Company	ownership	100.000	Nationwide Mutual Insurance Company	NO	
0140	Nationwide		85-1246853	n/a			NW-Oakbrook, LLC	OH	NIA	Nationwide Life and Annuity Insurance Company	ownership	100.000	Nationwide Mutual Insurance Company	NO	
0140	Nationwide		83-2260477	n/a			NW-ORBPD, LLC	OH	NIA	NW REI (NMFIC), LLC	ownership	100.000	Nationwide Mutual Insurance Company	NO	
0140	Nationwide		83-0849392	n/a			NW-Park Place, LLC	OH	NIA	Nationwide Life Insurance Company	ownership	100.000	Nationwide Mutual Insurance Company	NO	
0140	Nationwide		47-1740812	n/a			NW-Peachtree, LLC	OH	NIA	NW REI, LLC	ownership	100.000	Nationwide Mutual Insurance Company	NO	
0140	Nationwide		46-2469044	n/a			NW-Portales, LLC	OH	NIA	NW REI, LLC	ownership	100.000	Nationwide Mutual Insurance Company	NO	

97.7

SCHEDULE Y

PART 1A - DETAIL OF INSURANCE HOLDING COMPANY SYSTEM

1	2	3	4	5	6	7	8	9	10	11	12	13	14	15	16
Group Code	Group Name	NAIC Company Code	ID Number	Federal RSSD	CIK	Name of Securities Exchange if Publicly Traded (U.S. or International)	Names of Parent, Subsidiaries or Affiliates	Domiciliary Location	Relationship to Reporting Entity	Directly Controlled by (Name of Entity/Person)	Type of Control (Ownership Board, Management, Attorney-in-Fact, Influence, Other)	If Control is Ownership Provide Percentage	Ultimate Controlling Entity(ies)/Person(s)	Is an SCA Filing Required? (YES/NO)	*
0140	Nationwide		47-2449044	n/a			NW-Promenade at Madison, LLC	OH	NIA	NW REI, LLC	ownership	100.000	Nationwide Mutual Insurance Company	NO	
0140	Nationwide		83-2173918	n/a			NW-Radius, LLC	OH	NIA	NW REI (NLIC), LLC	ownership	100.000	Nationwide Mutual Insurance Company	NO	
0140	Nationwide		87-1367836	n/a			NW-Rancho, LLC	OH	NIA	Nationwide Life Insurance Company	ownership	100.000	Nationwide Mutual Insurance Company	NO	
0140	Nationwide		86-3702669	n/a			NW-RPG Cranberry, LLC	OH	NIA	Nationwide Mutual Insurance Company	ownership	100.000	Nationwide Mutual Insurance Company	NO	
0140	Nationwide		87-0890277	n/a			NW-Ruby, LLC	OH	NIA	Nationwide Life Insurance Company	ownership	100.000	Nationwide Mutual Insurance Company	NO	
0140	Nationwide		87-3273918	n/a			NW-San Marco, LLC	OH	NIA	Nationwide Life Insurance Company	ownership	100.000	Nationwide Mutual Insurance Company	NO	
0140	Nationwide		87-3289289	n/a			NW-San Pablo, LLC	OH	NIA	Nationwide Mutual Insurance Company	ownership	100.000	Nationwide Mutual Insurance Company	NO	
0140	Nationwide		84-4326171	n/a			NW-Southbank, LLC	OH	NIA	Nationwide Mutual Insurance Company	ownership	100.000	Nationwide Mutual Insurance Company	NO	
0140	Nationwide		81-3212025	n/a			NW-Springfield, LLC	OH	NIA	Nationwide Mutual Insurance Company	ownership	100.000	Nationwide Mutual Insurance Company	NO	
0140	Nationwide		85-0536537	n/a			NW-Sweetwater, LLC	OH	NIA	Nationwide Life Insurance Company	ownership	100.000	Nationwide Mutual Insurance Company	NO	
0140	Nationwide		46-5764783	n/a			NW-Tyson, LLC	OH	NIA	NW REI, LLC	ownership	100.000	Nationwide Mutual Insurance Company	NO	
0140	Nationwide		81-1603024	n/a			NW REI (NLAIC), LLC	OH	NIA	Nationwide Life and Annuity Insurance Company	ownership	100.000	Nationwide Mutual Insurance Company	NO	
0140	Nationwide		81-1619428	n/a			NW REI (NLIC), LLC	OH	NIA	Nationwide Life Insurance Company	ownership	100.000	Nationwide Mutual Insurance Company	NO	
0140	Nationwide		81-1861190	n/a			NW REI (NMFIC), LLC	OH	NIA	Nationwide Mutual Fire Insurance Company	ownership	100.000	Nationwide Mutual Insurance Company	NO	
0140	Nationwide		31-0947092	n/a			OCH Company, LLC	OH	NIA	Nationwide Realty Investors, Ltd.	ownership	100.000	Nationwide Mutual Insurance Company	NO	
			26-0263012	n/a			Old Track Street Owners Association, Inc.	OH	OTH	Other non-Nationwide	n/a		Other non-Nationwide	NO	2
0140	Nationwide	13999	27-1712056	n/a			Olentangy Reinsurance, LLC	VT	IA	Nationwide Life and Annuity Insurance Company	ownership	100.000	Nationwide Mutual Insurance Company	NO	
0140	Nationwide		47-1923444	n/a			Nationwide Agent Risk Purchasing Group, Inc. (fka On Your Side Nationwide Insurance Agency, Inc.)	OH	NIA	THI Holdings (Delaware), Inc.	ownership	100.000	Nationwide Mutual Insurance Company	NO	
0140	Nationwide		31-1486309	n/a			Perimeter A, Ltd.	OH	NIA	Nationwide Realty Investors, Ltd.	ownership	100.000	Nationwide Mutual Insurance Company	NO	
0140	Nationwide		20-4939866	n/a			Rail Street Parking, LLC	OH	NIA	NRI Equity Land Investments, LLC	ownership	100.000	Nationwide Mutual Insurance Company	NO	
0140	Nationwide		75-2938844	n/a			Registered Investment Advisors Services, Inc.	TX	NIA	Nationwide Financial Services, Inc.	ownership	100.000	Nationwide Mutual Insurance Company	NO	
0140	Nationwide		82-0549218	n/a			Retention Alternatives Ltd.	BMU	IA	Nationwide Mutual Fire Insurance Company	ownership	100.000	Nationwide Mutual Insurance Company	NO	
0140	Nationwide		31-1486309	n/a			Rivulon Hotel I, LLC	OH	NIA	NRI-Rivulon, LLC	ownership	100.000	Nationwide Mutual Insurance Company	NO	
0140	Nationwide		31-1486309	n/a			Rivulon Hotel II, LLC	OH	NIA	NRI-Rivulon, LLC	ownership	100.000	Nationwide Mutual Insurance Company	NO	
0140	Nationwide	15580	31-1117969	n/a			Scottsdale Indemnity Company	OH	IA	Nationwide Mutual Insurance Company	ownership	100.000	Nationwide Mutual Insurance Company	NO	
0140	Nationwide	41297	31-1024978	n/a			Scottsdale Insurance Company	OH	IA	Nationwide Mutual Insurance Company	ownership	100.000	Nationwide Mutual Insurance Company	NO	
0140	Nationwide	10672	86-0835870	n/a			Scottsdale Surplus Lines Insurance Company	AZ	IA	Scottsdale Insurance Company	ownership	100.000	Nationwide Mutual Insurance Company	NO	
			20-3541511	n/a			The Madison Club	CA	OTH	Other non-Nationwide	n/a		Other non-Nationwide	NO	2
0140	Nationwide		31-1610040	n/a			The Waterfront Partners, LLC	OH	NIA	Nationwide Realty Investors, Ltd.	ownership	50.000	Nationwide Mutual Insurance Company	NO	1
0140	Nationwide		52-2031677	n/a			THI Holdings (Delaware), Inc.	DE	NIA	Nationwide Mutual Insurance Company	ownership	100.000	Nationwide Mutual Insurance Company	YES	
0140	Nationwide	36269	86-0619597	n/a			Titan Insurance Company	MI	IA	THI Holdings (Delaware), Inc.	ownership	100.000	Nationwide Mutual Insurance Company	NO	
0140	Nationwide		75-1284530	n/a			Titan Insurance Services, Inc.	TX	IA	THI Holdings (Delaware), Inc.	ownership	100.000	Nationwide Mutual Insurance Company	NO	

97.8

SCHEDULE Y

PART 1A - DETAIL OF INSURANCE HOLDING COMPANY SYSTEM

1	2	3	4	5	6	7	8	9	10	11	12	13	14	15	16
Group Code	Group Name	NAIC Company Code	ID Number	Federal RSSD	CIK	Name of Securities Exchange if Publicly Traded (U.S. or International)	Names of Parent, Subsidiaries or Affiliates	Domiciliary Location	Relationship to Reporting Entity	Directly Controlled by (Name of Entity/Person)	Type of Control (Ownership Board, Management, Attorney-in-Fact, Influence, Other)	If Control is Ownership Provide Percentage	Ultimate Controlling Entity(ies)/Person(s)	Is an SCA Filing Required? (YES/NO)	*
0140	Nationwide.....	33-0160222..	n/a.....	V.P.I. Services, Inc.....	CA.....	IA.....	Veterinary Pet Insurance Company.....	ownership.....	...100.000	Nationwide Mutual Insurance Company.....	...NO.....
0140	Nationwide.....	42285..	95-3750113..	n/a.....	Veterinary Pet Insurance Company.....	OH.....	IA.....	Scottsdale Insurance Company.....	ownership.....	...100.000	Nationwide Mutual Insurance Company.....	...NO.....
0140	Nationwide.....	42889..	34-1394913..	n/a.....	Victoria Fire & Casualty Company.....	OH.....	IA.....	THI Holdings (Delaware), Inc.....	ownership.....	...100.000	Nationwide Mutual Insurance Company.....	...NO.....
0140	Nationwide.....	10105..	34-1777972..	n/a.....	Victoria Select Insurance Company.....	OH.....	IA.....	Victoria Fire & Casualty Insurance Company...	ownership.....	...100.000	Nationwide Mutual Insurance Company.....	...NO.....
0140	Nationwide.....	31-1486309..	n/a.....	Wellington Park, LLC.....	OH.....	NIA.....	Nationwide Realty Investors, Ltd.....	ownership.....	...100.000	Nationwide Mutual Insurance Company.....	...NO.....

Aster Explanation

1	For the purposes of this schedule, Nationwide presumed control of these entities because they are owned by at least 10% and are not wholly-owned by a Nationwide entity.
2	Other ownership indicates a non-ownership circumstance by a Nationwide entity.

NATIONWIDE AFFINITY INSURANCE COMPANY OF AMERICA

SCHEDULE Y

PART 2 - SUMMARY OF INSURER'S TRANSACTIONS WITH ANY AFFILIATES

1	2	3	4	5	6	7	8	9	10	11	12	13
NAIC Company Code	ID Number	Names of Insurers and Parent, Subsidiaries or Affiliates	Shareholder Dividends	Capital Contributions	Purchases, Sales or Exchanges of Loans, Securities, Real Estate, Mortgage Loans or Other Investments	Income/ (Disbursements) Incurred in Connection with Guarantees or Undertakings for the Benefit of any Affiliate(s)	Management Agreements and Service Contracts	Income/ (Disbursements) Incurred under Reinsurance Agreements	*	Any Other Material Activity Not in the Ordinary Course of the Insurer's Business	Totals	Reinsurance Recoverable/ (Payable) on Losses and/or Reserve Credit Taken/ (Liability)
Affiliated Transactions												
	46-4628790	Allied Holding (Delaware), Inc.		164,150							164,150	
10127	27-0114983	Allied Insurance Company of America							*		0	367,545,017
42579	42-1201931	Allied Property & Casualty Insurance Company							*		0	811,815,553
19100	42-6054959	AMCO Insurance Company							*		0	1,184,783,480
29262	74-1061659	Colonial County Mutual Insurance Company							*		0	251,492,778
18961	68-0066866	Crestbrook Insurance Company		18,000,000					*		18,000,000	640,494,346
42587	42-1207150	Depositors Insurance Company							*		0	714,223,326
15821	47-4523959	Eagle Captive Reinsurance, LLC	(424,000,000)								(424,000,000)	(1,250,559,312)
22209	75-6013587	Freedom Specialty Insurance Company							*		0	829,539,744
23582	41-0417250	Harleysville Insurance Company							*		0	576,912,478
42900	16-1075588	Harleysville Insurance Company of New Jersey							*		0	217,511,356
10674	23-2864924	Harleysville Insurance Company of New York		25,000,000					*		25,000,000	219,061,545
14516	38-3198542	Harleysville Lake States Insurance Company							*		0	29,280,729
35696	23-2384978	Harleysville Preferred Insurance Company	(5,000,000)						*		(5,000,000)	277,934,685
26182	04-1989660	Harleysville Worcester Insurance Company	(5,500,000)						*		(5,500,000)	555,316,129
	20-3289512	Jefferson National Financial Corp.		250,000					*		250,000	
11991	38-0865250	National Casualty Company		70,000,000					*		70,000,000	2,115,131,582
26093	48-0470690	Nationwide Affinity Insurance Company of America							*		0	464,611,301
28223	42-1015537	Nationwide Agribusiness Insurance Company							*		0	1,270,941,676
10723	95-0639970	Nationwide Assurance Company							*		0	107,032,598
	31-1486870	Nationwide Financial Services, Inc.	550,000,000						*		550,000,000	
23760	31-4425763	Nationwide General Insurance Company		12,000,000					*		12,000,000	1,342,894,349
10070	31-1399201	Nationwide Indemnity Company	(900,000,000)						*		(900,000,000)	1,206,159,255
25453	95-2130882	Nationwide Insurance Company of America		68,000,000					*		68,000,000	1,208,176,824
10948	31-1613686	Nationwide Insurance Company of Florida							*		0	32,678,551
92657	31-1000740	Nationwide Life and Annuity Insurance Company		395,000,000					*		395,000,000	2,181,093,465
66869	31-4156830	Nationwide Life Insurance Company	(126,000,000)	(400,250,000)					*		(526,250,000)	897,011,439
42110	75-1780981	Nationwide Lloyds							*		0	4,510,238
23779	82-0549218	Nationwide Mutual Fire Insurance Company							*		0	(4,900,745,484)
23787	31-4177100	Nationwide Mutual Insurance Company	938,553,140	(250,911,986)					*		687,641,154	(16,579,796,951)
37877	31-0970750	Nationwide Property & Casualty Insurance Company							*		0	1,424,727,855
	83-2250056	Nationwide SBL, LLC		5,000,000					*		5,000,000	
	31-4177100	Nationwide Services Co, LLC	(53,140)	4,947,836					*		4,894,696	
	20-5976272	Nationwide Ventures, LLC		3,750,000					*		3,750,000	
	31-0871532	NBS Insurance Agency, Inc.	(10,000,000)						*		(10,000,000)	
	85-4193218	NCS Arizona, LLC		800,000					*		800,000	
	46-3762545	NNOV8, LLC		48,250,000					*		48,250,000	
13999	27-1712056	Olentangy Reinsurance, LLC							*		0	(1,827,545,592)
15580	31-1117969	Scottsdale Indemnity Company	(3,500,000)						*		(3,500,000)	722,306,525
41297	31-1024978	Scottsdale Insurance Company							*		0	4,726,663,239
10672	86-0835870	Scottsdale Surplus Lines Insurance Company							*		0	52,944,065

SCHEDULE Y

PART 2 - SUMMARY OF INSURER'S TRANSACTIONS WITH ANY AFFILIATES

1	2	3	4	5	6	7	8	9	10	11	12	13
NAIC Company Code	ID Number	Names of Insurers and Parent, Subsidiaries or Affiliates	Shareholder Dividends	Capital Contributions	Purchases, Sales or Exchanges of Loans, Securities, Real Estate, Mortgage Loans or Other Investments	Income/ (Disbursements) Incurred in Connection with Guarantees or Undertakings for the Benefit of any Affiliate(s)	Management Agreements and Service Contracts	Income/ (Disbursements) Incurred under Reinsurance Agreements	*	Any Other Material Activity Not in the Ordinary Course of the Insurer's Business	Totals	Reinsurance Recoverable/ (Payable) on Losses and/or Reserve Credit Taken/ (Liability)
36269.....	86-0619597.....	Titan Insurance Company.....	(14,500,000)								(14,500,000)	(254,928)
42285.....	95-3750113.....	Veterinary Pet Insurance Company.....							*		0	122,410,791
42889.....	34-1394913.....	Victoria Fire & Casualty Company.....							*		0	3,333,608
10105.....	34-1777972.....	Victoria Select Insurance Company.....							*		0	363,739
9999999.	Control Totals.....		0	0	0	0	0	0	XXX	0	0	0

Pooling Information

NAIC Code	Name of Insurer	Pooling %	NAIC Code	Name of Insurer	Pooling %
10127	ALLIED Insurance Company of America		11991	National Casualty Company	1.00%
42579	ALLIED Property and Casualty Insurance Company		10723	Nationwide Assurance Company	
19100	AMCO Insurance Company		23760	Nationwide General Insurance Company	1.00%
18961	Crestbrook Insurance Company		10070	Nationwide Indemnity Company	
42587	Depositors Insurance Company		25453	Nationwide Insurance Company of America	1.00%
23582	Harleysville Insurance Company		10948	Nationwide Insurance Company of Florida	
42900	Harleysville Insurance Company of New Jersey		42110	Nationwide Lloyds	
10674	Harleysville Insurance Company of New York		23779	Nationwide Mutual Fire Insurance Company	23.00%
14516	Harleysville Lake States Insurance Company		23787	Nationwide Mutual Insurance Company	71.00%
35696	Harleysville Preferred Insurance Company		37877	Nationwide Property and Casualty Insurance Company	
26182	Harleysville Worcester Insurance Company		41297	Scottsdale Insurance Company	
26093	Nationwide Affinity Insurance Company of America		42285	Veterinary Pet Insurance Company	
28223	Nationwide Agribusiness Insurance Company	3.00%	42889	Victoria Fire & Casualty Insurance Company	

98.1

SCHEDULE Y

PART 3 - ULTIMATE CONTROLLING PARTY AND LISTING OF OTHER U.S. INSURANCE GROUPS OR ENTITIES UNDER THAT ULTIMATE CONTROLLING PARTY'S CONTROL

1 Insurers in Holding Company	2 Owners with Greater than 10% Ownerships	3 Ownership Percentage Column 2 of Column 1	4 Granted Disclaimer of Control\ Affiliation of Column 2 over Column 1 (YES/NO)	5 Ultimate Controlling Party	6 U.S. Insurance Groups or Entities Controlled by Column 5	7 Ownership Percentage (Column 5 of Column 6)	8 Granted Disclaimer of Control\ Affiliation of Column 5 over Column 6 (YES/NO)
Allied Insurance Company of America.....	Nationwide Mutual Insurance Company.....	100.000	No.....	Nationwide Mutual Insurance Company.....	Nationwide.....	100.000	No.....
Allied Property & Casualty Insurance Company.....	ALLIED Group, Inc.....	100.000	No.....	Nationwide Mutual Insurance Company.....	Nationwide.....	100.000	No.....
AMCO Insurance Company.....	ALLIED Group, Inc.....	100.000	No.....	Nationwide Mutual Insurance Company.....	Nationwide.....	100.000	No.....
Colonial County Mutual Insurance Company.....	Lone Star General Agency, Inc.....	100.000	No.....	Nationwide Mutual Insurance Company.....	Nationwide.....	100.000	No.....
Crestbrook Insurance Company.....	Nationwide Mutual Insurance Company.....	100.000	No.....	Nationwide Mutual Insurance Company.....	Nationwide.....	100.000	No.....
Depositors Insurance Company.....	Nationwide Mutual Insurance Company.....	100.000	No.....	Nationwide Mutual Insurance Company.....	Nationwide.....	100.000	No.....
Eagle Captive Reinsurance, LLC.....	Nationwide Life Insurance Company.....	100.000	No.....	Nationwide Mutual Insurance Company.....	Nationwide.....	100.000	No.....
Freedom Specialty Insurance Company.....	Scottsdale Insurance Company.....	100.000	No.....	Nationwide Mutual Insurance Company.....	Nationwide.....	100.000	No.....
Harleysville Insurance Company.....	Harleysville Group, Inc.....	100.000	No.....	Nationwide Mutual Insurance Company.....	Nationwide.....	100.000	No.....
Harleysville Insurance Company of New Jersey.....	Harleysville Group, Inc.....	100.000	No.....	Nationwide Mutual Insurance Company.....	Nationwide.....	100.000	No.....
Harleysville Insurance Company of New York.....	Harleysville Group, Inc.....	100.000	No.....	Nationwide Mutual Insurance Company.....	Nationwide.....	100.000	No.....
Harleysville Lake States Insurance Company.....	Harleysville Group, Inc.....	100.000	No.....	Nationwide Mutual Insurance Company.....	Nationwide.....	100.000	No.....
Harleysville Life Insurance Company.....	Nationwide Mutual Insurance Company.....	100.000	No.....	Nationwide Mutual Insurance Company.....	Nationwide.....	100.000	No.....
Harleysville Preferred Insurance Company.....	Harleysville Group, Inc.....	100.000	No.....	Nationwide Mutual Insurance Company.....	Nationwide.....	100.000	No.....
Harleysville Worcester Insurance Company.....	Harleysville Group, Inc.....	100.000	No.....	Nationwide Mutual Insurance Company.....	Nationwide.....	100.000	No.....
Jefferson National Life Insurance Company.....	Jefferson National Financial Corporation.....	100.000	No.....	Nationwide Mutual Insurance Company.....	Nationwide.....	100.000	No.....
Jefferson National Life Insurance Company of New York.....	Jefferson National Life Insurance Company.....	100.000	No.....	Nationwide Mutual Insurance Company.....	Nationwide.....	100.000	No.....
National Casualty Company.....	Nationwide Mutual Insurance Company.....	100.000	No.....	Nationwide Mutual Insurance Company.....	Nationwide.....	100.000	No.....
Nationwide Affinity Insurance Company of America.....	Nationwide Mutual Insurance Company.....	100.000	No.....	Nationwide Mutual Insurance Company.....	Nationwide.....	100.000	No.....
Nationwide Agribusiness Insurance Company.....	Nationwide Mutual Insurance Company.....	100.000	No.....	Nationwide Mutual Insurance Company.....	Nationwide.....	100.000	No.....
Nationwide Assurance Company.....	Nationwide Mutual Insurance Company.....	100.000	No.....	Nationwide Mutual Insurance Company.....	Nationwide.....	100.000	No.....
Nationwide General Insurance Company.....	Nationwide Mutual Insurance Company.....	100.000	No.....	Nationwide Mutual Insurance Company.....	Nationwide.....	100.000	No.....
Nationwide Indemnity Company.....	Nationwide Mutual Insurance Company.....	100.000	No.....	Nationwide Mutual Insurance Company.....	Nationwide.....	100.000	No.....
Nationwide Insurance Company of America.....	ALLIED Group, Inc.....	100.000	No.....	Nationwide Mutual Insurance Company.....	Nationwide.....	100.000	No.....
Nationwide Insurance Company of Florida.....	Nationwide Mutual Insurance Company.....	100.000	No.....	Nationwide Mutual Insurance Company.....	Nationwide.....	100.000	No.....
Nationwide Life and Annuity Insurance Company.....	Nationwide Life Insurance Company.....	100.000	No.....	Nationwide Mutual Insurance Company.....	Nationwide.....	100.000	No.....
Nationwide Life Insurance Company.....	Nationwide Financial Services, Inc.....	100.000	No.....	Nationwide Mutual Insurance Company.....	Nationwide.....	100.000	No.....
Nationwide Lloyds.....	n/a.....	n/a.....	n/a.....	Nationwide Mutual Insurance Company.....	Nationwide.....	n/a.....	No.....
Nationwide Mutual Fire Insurance Company.....	n/a.....	n/a.....	n/a.....	Nationwide Mutual Insurance Company.....	Nationwide.....	n/a.....	No.....
Nationwide Mutual Insurance Company.....	n/a.....	n/a.....	n/a.....	Nationwide Mutual Insurance Company.....	Nationwide.....	n/a.....	No.....
Nationwide Property & Casualty Insurance Company.....	Nationwide Mutual Insurance Company.....	100.000	No.....	Nationwide Mutual Insurance Company.....	Nationwide.....	100.000	No.....
Olentangy Reinsurance, LLC.....	Nationwide Life and Annuity Insurance Company.....	100.000	No.....	Nationwide Mutual Insurance Company.....	Nationwide.....	100.000	No.....
Scottsdale Indemnity Company.....	Nationwide Mutual Insurance Company.....	100.000	No.....	Nationwide Mutual Insurance Company.....	Nationwide.....	100.000	No.....
Scottsdale Insurance Company.....	Nationwide Mutual Insurance Company.....	100.000	No.....	Nationwide Mutual Insurance Company.....	Nationwide.....	100.000	No.....

SCHEDULE Y

PART 3 - ULTIMATE CONTROLLING PARTY AND LISTING OF OTHER U.S. INSURANCE GROUPS OR ENTITIES UNDER THAT ULTIMATE CONTROLLING PARTY'S CONTROL

1 Insurers in Holding Company	2 Owners with Greater than 10% Ownerships	3 Ownership Percentage Column 2 of Column 1	4 Granted Disclaimer of Control\ Affiliation of Column 2 over Column 1 (YES/NO)	5 Ultimate Controlling Party	6 U.S. Insurance Groups or Entities Controlled by Column 5	7 Ownership Percentage (Column 5 of Column 6)	8 Granted Disclaimer of Control\ Affiliation of Column 5 over Column 6 (YES/NO)
Scottsdale Surplus Lines Insurance Company.....	Scottsdale Insurance Company.....100.000	No.....	Nationwide Mutual Insurance Company.....	Nationwide.....100.000	No.....
Titan Insurance Company.....	THI Holdings (Delaware), Inc.....100.000	No.....	Nationwide Mutual Insurance Company.....	Nationwide.....100.000	No.....
Veterinary Pet Insurance Company.....	Scottsdale Insurance Company.....100.000	No.....	Nationwide Mutual Insurance Company.....	Nationwide.....100.000	No.....
Victoria Fire & Casualty Company.....	THI Holdings (Delaware), Inc.....100.000	No.....	Nationwide Mutual Insurance Company.....	Nationwide.....100.000	No.....
Victoria Select Insurance Company.....	Victoria Fire & Casualty Company.....100.000	No.....	Nationwide Mutual Insurance Company.....	Nationwide.....100.000	No.....

NATIONWIDE AFFINITY INSURANCE COMPANY OF AMERICA

SUPPLEMENTAL EXHIBITS AND SCHEDULES INTERROGATORIES

The following supplemental reports are required to be filed as part of your statement filing unless specifically waived by the domiciliary state. However, in the event that your domiciliary state waives the filing requirement, your response of WAIVED to the specific interrogatory will be accepted in lieu of filing a "NONE" report and a bar code will be printed below. If the supplement is required of your company but is not being filed for whatever reason enter SEE EXPLANATION and provide an explanation following the interrogatory questions.

MARCH FILING

	Responses
1. Will an actuarial opinion be filed by March 1?	YES
2. Will the Supplemental Compensation Exhibit be filed with the state of domicile by March 1?	YES
3. Will the confidential Risk-Based Capital Report be filed with the NAIC by March 1?	YES
4. Will the confidential Risk-Based Capital Report be filed with the state of domicile, if required, by March 1?	YES

APRIL FILING

5. Will the Insurance Expense Exhibit be filed with the state of domicile and the NAIC by April 1?	YES
6. Will the Management's Discussion and Analysis be filed by April 1?	YES
7. Will the Supplemental Investment Risks Interrogatories be filed by April 1?	YES

MAY FILING

8. Will this company be included in a combined annual statement that is filed with the NAIC by May 1?	YES
---	-----

JUNE FILING

9. Will an audited financial report be filed by June 1?	YES
10. Will Accountants Letter of Qualifications be filed with the state of domicile and electronically with the NAIC by June 1?	YES

The following supplemental reports are required to be filed as part of your statement filing **if your company is engaged in the type of business covered by the supplement. However, in the event that your company does not transact the type of business for which the special report must be filed, your response of NO to the specific interrogatory will be accepted in lieu of filing a "NONE" report and a bar code will be printed below.**

If the supplement is required of your company but is not being filed for whatever reason, enter SEE EXPLANATION and provide an explanation following the interrogatory questions.

MARCH FILING

11. Will Schedule SIS (Stockholder Information Supplement) be filed with the state of domicile by March 1?	NO
12. Will the Financial Guaranty Insurance Exhibit be filed by March 1?	NO
13. Will the Medicare Supplement Insurance Experience Exhibit be filed with the state of domicile and the NAIC by March 1?	NO
14. Will Supplement A to Schedule T (Medical Professional Liability Supplement) be filed by March 1?	NO
15. Will the Trusteed Surplus Statement be filed with the state of domicile and the NAIC by March 1?	NO
16. Will the Premiums Attributed to Protected Cells Exhibit be filed by March 1?	NO
17. Will the Reinsurance Summary Supplemental Filing for General Interrogatory 9 be filed with the state of domicile and the NAIC by March 1?	NO
18. Will the Medicare Part D Coverage Supplement be filed with the state of domicile and the NAIC by March 1?	NO
19. Will the confidential Actuarial Opinion Summary be filed with the state of domicile, if required, by March 15 (or the date otherwise specified)?	YES
20. Will the Reinsurance Attestation Supplement be filed with the state of domicile and the NAIC by March 1?	YES
21. Will the Exceptions to the Reinsurance Attestation Supplement be filed with the state of domicile by March 1?	NO
22. Will the Bail Bond Supplement be filed with the state of domicile and the NAIC by March 1?	NO
23. Will the Director and Officer Insurance Coverage Supplement be filed with the state of domicile and the NAIC by March 1?	NO
24. Will an approval from the reporting entity's state of domicile for relief related to the five-year rotation requirement for lead audit partner be filed electronically with the NAIC by March 1?	NO
25. Will an approval from the reporting entity's state of domicile for relief related to the one-year cooling off period for independent CPA be filed electronically with the NAIC by March 1?	NO
26. Will an approval from the reporting entity's state of domicile for relief related to the Requirements for Audit Committees be filed electronically with the NAIC by March 1?	NO
27. Will the Supplemental Schedule for Reinsurance Counterparty Reporting Exception - Asbestos and Pollution Contracts be filed with the state of domicile and the NAIC by March 1?	NO

APRIL FILING

28. Will the Credit Insurance Experience Exhibit be filed with state of domicile and the NAIC by April 1?	NO
29. Will the Long-Term Care Experience Reporting Forms be filed with the state of domicile and the NAIC by April 1?	NO
30. Will the Accident and Health Policy Experience Exhibit be filed by April 1?	NO
31. Will the Supplemental Health Care Exhibit (Parts 1, 2 and 3) be filed with the state of domicile and the NAIC by April 1?	NO
32. Will the regulator-only (non-public) Supplemental Health Care Exhibit's Expense Allocation Report be filed with the state of domicile and the NAIC by April 1?	NO
33. Will the Cybersecurity and Identity Theft Insurance Coverage Supplement be filed with the state of domicile and the NAIC by April 1?	YES
34. Will the Life, Health & Annuity Guaranty Association Assessable Premium Exhibit-Parts 1 and 2 be filed with the state of domicile and the NAIC by April 1?	NO
35. Will the Private Flood Insurance Supplement be filed with the state of domicile and the NAIC by April 1?	NO
36. Will the Mortgage Guaranty Insurance Exhibit be filed with the state of domicile and the NAIC by April 1?	NO

AUGUST FILING

37. Will Management's Report of Internal Control Over Financial Reporting be filed with the state of domicile by August 1?	YES
--	-----


SUPPLEMENTAL EXHIBITS AND SCHEDULES INTERROGATORIES


The following supplemental reports are required to be filed as part of your statement filing unless specifically waived by the domiciliary state. However, in the event that your domiciliary state waives the filing requirement, your response of WAIVED to the specific interrogatory will be accepted in lieu of filing a "NONE" report and a bar code will be printed below. If the supplement is required of your company but is not being filed for whatever reason enter SEE EXPLANATION and provide an explanation following the interrogatory questions.


EXPLANATION:


BAR CODE:


- 1.
- 2.
- 3.
- 4.
- 5.
- 6.
- 7.
- 8.
- 9.
- 10.


11. 
 * 2 6 0 9 3 2 0 2 1 4 2 0 0 0 0 0 0 *


12. 
 * 2 6 0 9 3 2 0 2 1 2 4 0 0 0 0 0 0 *


13. 
 * 2 6 0 9 3 2 0 2 1 3 6 0 0 0 0 0 0 *

14. 
 * 2 6 0 9 3 2 0 2 1 4 5 5 0 0 0 0 0 *


15. 
 * 2 6 0 9 3 2 0 2 1 4 9 0 0 0 0 0 0 *


16. 
 * 2 6 0 9 3 2 0 2 1 3 8 5 0 0 0 0 0 *


17. 
 * 2 6 0 9 3 2 0 2 1 4 0 1 0 0 0 0 0 *


18. 
 * 2 6 0 9 3 2 0 2 1 3 6 5 0 0 0 0 0 *


- 19.
- 20.
- 21.
- 22.
- 23.
- 24.
- 25.
- 26.
- 27.
- 28.
- 29.
- 30.
- 31.
- 32.
- 33.
- 34.


21. 
 * 2 6 0 9 3 2 0 2 1 4 0 0 0 0 0 0 0 *


22. 
 * 2 6 0 9 3 2 0 2 1 5 0 0 0 0 0 0 0 *


23. 
 * 2 6 0 9 3 2 0 2 1 5 0 5 0 0 0 0 0 *


24. 
 * 2 6 0 9 3 2 0 2 1 2 2 4 0 0 0 0 0 *


25. 
 * 2 6 0 9 3 2 0 2 1 2 2 5 0 0 0 0 0 *


26. 
 * 2 6 0 9 3 2 0 2 1 2 2 6 0 0 0 0 0 *


27. 
 * 2 6 0 9 3 2 0 2 1 5 5 5 0 0 0 0 0 *

28. 
 * 2 6 0 9 3 2 0 2 1 2 3 0 0 0 0 0 0 *

29. 
 * 2 6 0 9 3 2 0 2 1 3 0 6 0 0 0 0 0 *

30. 
 * 2 6 0 9 3 2 0 2 1 2 1 0 0 0 0 0 0 *

31. 
 * 2 6 0 9 3 2 0 2 1 2 1 6 0 0 0 0 0 *

32. 
 * 2 6 0 9 3 2 0 2 1 2 1 7 0 0 0 0 0 *

34. 
 * 2 6 0 9 3 2 0 2 1 2 9 0 0 0 0 0 0 *

SUPPLEMENTAL EXHIBITS AND SCHEDULES INTERROGATORIES

The following supplemental reports are required to be filed as part of your statement filing unless specifically waived by the domiciliary state. However, in the event that your domiciliary state waives the filing requirement, your response of WAIVED to the specific interrogatory will be accepted in lieu of filing a "NONE" report and a bar code will be printed below. If the supplement is required of your company but is not being filed for whatever reason enter SEE EXPLANATION and provide an explanation following the interrogatory questions.

35.



* 2 6 0 9 3 2 0 2 1 5 6 0 0 0 0 0 *

36.



* 2 6 0 9 3 2 0 2 1 5 6 5 0 0 0 0 *

37.

**Overflow Page
NONE**

**Overflow Page
NONE**